


**ADMINISTRATION REPORT**  
OF THE  
**MUNICIPAL COMMISSIONER**  
FOR THE  
**CITY OF BOMBAY**  
FOR THE YEAR 1929-30

BOMBAY:  
THE TIMES OF INDIA PRESS.

---

1930.

SERVANTS OF INDIA SOCIETY'S  
BRANCH LIBRARY  
BOMBAY



**ADMINISTRATION REPORT**  
OF THE  
**MUNICIPAL COMMISSIONER**  
FOR THE  
**CITY OF BOMBAY.**  
FOR THE YEAR 1929-30.

SERVANTS OF INDIA SOCIETY'S  
BRANCH LIBRARY  
BOMBAY

BOMBAY:  
THE TIMES OF INDIA PRESS.

1930.

# CONTENTS.

## PART I.

	PAGES
STANDING COMMITTEE'S "REVIEW" OF THE REPORT .....	i to xiii
COMMISSIONER'S REPORT .....	1-15

### ACCOMPANIMENTS.

1. FINANCIAL ...	Report of the Chief Accountant, with Appendices ...	19-142
2. REVENUE ...	Report of the Assessor and Collector...	143-150
	Report of the Town Duty Officer ...	151-153
3. PUBLIC WORKS ...	Report of the Executive Engineer ...	155-194
	Disposal of Town Refuse ..	155-156
	Drainage ...	156-159
	Mechanical Branch ...	160-163
	Roads ...	163-166
	Footpaths...	167-169
	Tramways ...	169
	Public Lighting ...	169-171
	Asphalt Plant ...	172-173
	Private Building Construction (including set-backs) ...	174-179
	Municipal Building Construction ...	180-183
	Schemes—Overbridges, Roads, &c. ...	183-187
	New Works ...	187-194
Repairs to Municipal Buildings and Plague Measures ...	179	
Report of the Hydraulic Engineer ...	195-202	
Report of the Chief Officer, Fire Brigade ...	203-208	
Report of the Superintendent of Gardens ...	209-215	
Report of the Curator Victoria and Albert Museum.	217-220	
Report of the General Stores Department ...	221-224	
4. LICENSES...	Report of the Superintendent of Licenses ...	225-231
5. MARKETS ..	Report of the Superintendent of Markets ...	233-238
6. HOSPITAL AND MEDICAL COLLEGE ...	Report of the Dean ...	239-271
7. EDUCATIONAL ...	Report of the Schools Committee ...	273-359
8. AUDITORS' REPORTS ...	...	361-389

## PART II.

9. PUBLIC HEALTH...	Health Officer's Report ...	1-35
	Report of the Medical Officer-in-Charge, Arthur Road Hospital ...	39-45
	Report of the Medical Officer-in-Charge, Maratha Plague Hospital ...	46-50
	Report of the Municipal Analyst ...	51-59
	Report of the Superintendent of Vaccination ...	60-61
	Vital Statistics of Health Officer's Report ..	63-102
	Table showing Meteorological Data ...	104



# Review by the Standing Committee of the Administration Report of the Municipal Commissioner for the City of Bombay for the Year 1929-30.

## Corporation and Standing Committee.

Mr. Meyer Nissim, M.A., J.P., was the President of the Corporation and Mr. V. N. Chandavarkar, B.A. (CANTAB.), BAR-AT-LAW, was the Chairman of the Standing Committee.

2. 133 meetings were held by the Corporation and 75 by the Standing Committee, as against 103 and 72 held in the preceding year. There were 51 meetings of the Sub-Committees of the Standing Committee during the year as against 81 in the year previous. There were, besides, 238 meetings of Committees of the Corporation and 130 of their Sub-Committees as against 262 and 186 respectively in the year past.

## Commissioner.

3. Mr. A. R. Dalal, M.A., I.C.S., held the office of the Municipal Commissioner.

## Financial.

### INCOME.

4. The income for the year was Rs. 3,31,40,098, showing an increase of Rs. 16,06,715, while the expenditure was Rs. 3,30,00,829, showing an increase of Rs. 2,50,551 over the corresponding figure for the previous year. The year's transactions thus resulted in a surplus of Rs. 1,39,269. Though the margin of surplus is small, it is encouraging after the disappointing deficit of Rs. 12,16,895 in the previous year. The Surplus Cash Balance was reduced from Rs. 44,86,088 to Rs. 36,14,268, mainly due to the advances having been made for the purpose of financing subvention scheme. The budget estimates for the year under report anticipated a deficit of Rs. 3,43,773, and the Revised Estimates a deficit of Rs. 5,28,244, but the results at the close of the year showed a surplus of Rs. 1,39,269. The estimated Revenue for the year was Rs. 3,33,03,966 but the actual realisations fell short by about Rs. 1.64 lakhs. The main decreases were in respect of the General Tax, Rs. 3.49 lakhs; Development Fund receipts, Rs. 4.85 lakhs; contribution on account of Loan Works Staff Rs. 0.63 lakhs. The fall in the receipts from the General Tax was due to the decision of Government to pay Municipal taxes in arrears instead of in advance and the decreases in respect of Development Schemes were due to less realisations from the sale proceeds of surplus lands in the Development schemes. Other decreases and increases referred to are minor and need no mention. These decreases were, however, set off by increases under Cotton Duty due to more imports, Interest and Profit on Investments on account of interest realised on larger balances in hand, Water Tax due to receipt of arrears from the G. I. P. Railway on account of water by meter measurement and Wheel Tax on account of more receipts from private and Public Conveyances.

## EXPENDITURE.

5. Turning to the other side of the balance sheet, the estimated expenditure was Rs. 3,36,47,739. This amount increased by Rs. 1,955 in the Revised Estimates but decreased to Rs. 3,30,00,829 at the close of the year. In the final result there was a decrease of about Rs. 6.47 lakhs over the estimated expenditure. The budget grants of Rs. 3,36,47,739 were reinforced by the unexpended grants of the previous year to the extent of Rs. 8,22,231 and additional grants of Rs. 2,42,960. This brings the total funds available to Rs. 3,47,12,930. Out of this, as has been stated, Rs. 3,30,00,829 were expended, and grants to the extent of Rs. 4,99,110 were renewed for the following year. Thus the savings effected on the aggregate funds available were Rs. 12,12,991. It is a noteworthy feature that the margin of difference between the estimates and the actuals has been gradually diminishing during the last quinquennium. The expenditure during the year shows a net increase of Rs. 2,50,551 over the previous year's actuals. The most important increases were in respect of Debt Charges and Primary Education. On a careful analysis it will be seen that the increases were inevitable and the decreases were the result of the restraining influence on the expenditure of the departments.

6. It must be pointed out that the figures of income and expenditure dealt with in the previous paragraphs do not lend themselves to a proper comparison with the corresponding figures for the previous year. There have been certain changes during the year which vitiate any parallelism with its predecessor. For example, Government decided to pay their contribution in lieu of the general tax in arrears instead of in advance. Accordingly Rs. 4,49,200 due from them during the year 1929-30 were received in 1930-31. Further, owing to the dispute with the G. I. P. Railway the amount of taxes due from them in 1928-29 was received partly in 1929-30 and partly in 1930-31. On the expenditure side, Rs. 7 lakhs were paid from Revenue in 1928-29 as the Municipal share towards the capital cost of constructing the Bai Jerbai Wadia Hospital for children: this item is not of a recurring nature. In 1929-30 on the other hand the Schools Committee unlike in the previous year refunded in pursuance of Corporation Resolution No. 7666, dated the 28th November 1929, Rs. 1,71,628 being the extra balance in their hands. If proper adjustments were made, the deficit of Rs. 12,16,895 in 1928-29 would be converted into a surplus of Rs. 3,18,639 and the surplus of Rs. 1,39,269 during the year under review reduced to Rs. 88,685. The expenditure of 1929-30 was more by Rs. 11,22,179 than that of 1928-29 which is due to the charges in respect of Development Loans being met for the first time out of revenue during the year of report.

## LAPSED GRANTS.

7. As has been noted above the Revenue expenditure closely approximated to the estimates. The balances left unspent were Rs. 12,12,991, the lowest recorded during the last quinquennium. The total lapsed grants required to be renewed in 1930-31 were Rs. 4,99,110 against Rs. 8,28,858 in the previous year. This amount is made up of Rs. 2,15,036 in respect of interest charge on Municipal debentures due but not paid upto the end of the year and of Rs. 2,84,074 for meeting liabilities incurred and to be incurred. The budget transfers decreased from Rs. 5,61,753 in 1928-29 to Rs. 3,46,264 in 1929-30. The Standing Committee note with satisfaction that their remarks in the previous years regarding the large number of budget transfers have had the desired effect in reducing the number of transfers and they hope that this improvement will be kept up.

## CAPITAL WORKS.

8. While the Revenue expenditure closely approximated to the budget provision, the expenditure on Capital Works showed a sharp contrast. The

budgetted estimate in respect of Loan Works Expenditure was Rs. 40,68,116. This provision was increased in the revised estimates to Rs. 43,86,347. At the close of the year the amount actually expended was only Rs. 29,43,178. The percentage by which the actuals fell short of the budget estimates was 28 and of the revised estimates 33. It will be noted that this percentage has been on the increase during the last quinquennium. From a modest difference of 12 per cent. in 1925-26 it has now increased to 28 per cent. in spite of caustic comments from the Chief Accountant and the Standing Committee. In fact the difference between the original demands made by the departments and the expenditure incurred by them was still greater. While submitting the revised estimates the Heads of Departments asked for a provision of Rs. 54,25,000 which amount was reduced to Rs. 49,96,000 by the Commissioner. This amount was further cut down to Rs. 43,86,000 by the Standing Committee after investigating the needs of each department and on the assurance of the executive that they would be able not only to carry out the works but also to pay the bills before the close of the year. The actuals will thus be found to have fallen short of the original demands made by the departments by a little under 50 per cent. This large unspent amount could have been utilised to meet other equally pressing demands which were not provided for in order to keep down the Loan Works expenditure. It will be noted that even when the Loan Works programme was over Rs. 4 crores in 1923-24 when conditions rendered accurate forecast difficult the difference between the estimates and the actuals was only 18 per cent. while the difference rose to 28 per cent. during the year of report when the programme was only of Rs. 40 lakhs. The only inference that can be drawn from this is that the Executive frame their demands without a proper estimate of their capacity to finish works within the stipulated time.

#### LOAN LIABILITIES.

9. The loan liability of the Corporation decreased on account of the restrictive policy adopted by the Corporation in regard to future commitments. The total debt which stood at Rs. 18,48,59,325 at the beginning of the year was reduced to Rs. 18,09,63,341 at the end of the year. New loans aggregating Rs. 60,81,000 were raised during the year and an amount of Rs. 99,76,984 was repaid. Out of the debt mentioned above borrowings from Government amounted to Rs. 9,43,21,841, and from the public to Rs. 8,66,41,500. Against this liability the Sinking Fund accumulations amounted to Rs. 3,03,41,783, which reduced the debt liability to Rs. 15,06,21,558 against Rs. 15,40,91,543 in the previous year. For a proper appreciation of the debt liability in relation to its application the classification of debts in para. 21 of the Chief Accountant's report is a useful aid. It will be seen that out of the total debt liability the General Services account for Rs. 9,53,50,713, and the self-supporting services, like Water Works and Markets and Slaughter Houses account for Rs. 8,56,12,627. It will be noticed that the Development Schemes liability has not been separately shown this year and that this liability is merged with the liability in respect of General Services. The Water Works account shows a surplus of Rs. 1,31,335 against a deficit of Rs. 4,01,838 in the previous year. This surplus was obtained by an all round increase in the rate for water by meter measurement. The Markets and Slaughter Houses account shows a surplus of Rs. 4,58,079. The Water Works and Markets have been really self-supporting services during the year unlike the previous year. The Development Schemes which were hitherto classed separately were not able to meet even their debt charges with the result that it was decided to provide for them from Revenue and credit the sale proceeds to Revenue. The sale proceeds were estimated at Rs. 10 lakhs of which only Rs. 4.85 lakhs were realised. This is due to the prolonged depression in trade and industry. Competition of other public bodies who have released large tracts for sale in the market is also another reason. It is hoped that the strenuous efforts of the Commissioner to effect sales in spite of these adverse factors will be rewarded in the years to come.

## GENERAL.

10. The incidence of taxation during the year rose from Rs. 20-13-4 to Rs. 21-5-5. Nevertheless it is lower than the incidence of the remaining three years in the last quinquennium. The rateable value per head of population also increased from Rs. 97-1-1 to Rs. 99-14-5, the highest ever reached. On the other hand the net debt per head decreased from Rs. 117-5-1 to Rs. 112-3-1, the lowest figure reached since 1924-25. These figures may appear to be rather high but the return of high taxation is in the improvement achieved in public health and sanitation and in the number and kind of amenities provided. The most important achievement has been the reduction of mortality. While it is admitted that the civic benefits are capable of further expansion it has to be recognised that the revenue resources of the Municipality have reached the limit of their yield and the Municipality is faced with immediate liability in respect of Drainage and Sewerage Schemes for the north of the Island, the extension of Primary Education, and the burden of the Improvement Trust which is proposed to be taken over. This prospect necessitated a search for new sources. The Retrenchment and Reforms Enquiry Committee have explored the various avenues from which Municipal income can be augmented and they have submitted an exhaustive report which is now before the Whole-House Committee of the Corporation. It is hoped that the decision of the Corporation will be expedited and Government will be prevailed upon to assist the Corporation in their predicament.

### Assessment and Collection.

11. The rateable value of properties in the City rose from Rs. 12,74,89,831 to Rs. 13,31,79,886. The rates of taxation remained unaltered except for a change in the rate for water by meter measurement. There was an all round increase in the latter except in the case of water supplied to the G. I. P. Railway. The total net demand in respect of Property and Wheel Taxes was Rs. 2,69,88,091 of which Rs. 2,45,62,047 were collected, leaving a balance of Rs. 24,26,044 to be collected. Of these Rs. 4,49,201 were due from Government, Rs. 5,20,981 from the G. I. P. Railway, Rs. 5,97,714 from the Mills and Rs. 8,58,148 from the other ratepayers. The outstandings from Government were due to their decision this year to pay Municipal rates in future in arrears instead of in advance as hitherto. The outstandings from the G. I. P. Railway were attributed to a dispute with the Railway in respect of their claim to be treated on a par with Government which matter has since been settled in favour of the Municipality owing to the special efforts of the Commissioner. The outstandings from the mills were also due to a dispute regarding their valuation by the Municipality. Excluding Rs. 4,49,201 due from Government the total outstandings at the end of the year were Rs. 19,76,844. This amount was reduced to Rs. 10,08,153 on the 30th June 1930, Rs. 9,66,160 having been recovered and bills amounting to Rs. 2,530 recalled and cancelled. Broadly speaking the percentage of collection to demand was 91. A prominent feature of the outstandings during the year was that nearly 60 per cent. of them were connected with disputes which have been either settled or are awaiting settlement and it is hoped that once these are closed the outstandings will diminish if not disappear altogether.

### ASSESSMENT REFORM.

12. During the year the Corporation approved of the valuable suggestions made by Mr. Bird for reform in the system of Assessment and Collection. This reform was long overdue. In fact the report was submitted in December 1925 and after going through many vicissitudes it finally came up before the Corporation in January 1930. The reforms suggested are of a far-reaching character, the most important being the introduction of the system of direct payment of taxes.

▼

This measure is expected to ensure prompt payment and to eliminate much clerical labour and waste of effort and to result, when fully carried out, in a saving of Rs. 50,000 every year. It is proposed to introduce this system in the first instance in A and D wards as an experimental measure, these wards being considered to be more advanced than others in point of literacy. The important recommendations approved by the Corporation are outlined in the last para. of the Assessor and Collector's report. As some of them require amendment of the Municipal Act it would be some time before they are actually put into force. It is hoped that action is being taken by the Commissioner in regard to the preparation of the necessary draft amendments.

### Public Works.

13. All the works budgetted for were undertaken during the year. Pages 180 to 187 of the Executive Engineer's report give a brief account of the progress made in respect of works undertaken. The information supplied in connection with the Development Schemes at Pages 188-189 throws light on the financial aspect of the schemes. The number of cases comprising the schemes was 826, the area acquired 12,85,759 square yards and the expenditure incurred upto the end of the year Rs. 3,82,90,761. Out of the area acquired, 6,10,226 square yards are available for sale, the approximate value of which is estimated at Rs. 3,42,96,430. It will be seen that the proportion of the area available for sale to the area acquired is nearly 50 per cent. The amount realised by the sale of surplus land in the schemes was Rs. 13,04,395. The area disposed of is not mentioned. The rental recoveries from Municipal Buildings during the year amounted to Rs. 6,83,356, while the income from Municipal trees, cultivation, &c., amounted to Rs. 55,300. The total receipts in respect of buildings and trees fell from Rs. 7,94,753 to Rs. 7,38,656. The reduction was partly due to vacancies in Municipal buildings and partly to reduction of rents. It is understood that the collection of rents is much in arrears and that the accounts have not been kept up-to-date in spite of repeated comments from the Accounts Department and the Test Audit Officer. As a separate section for the management of lands has now been created under the reorganisation scheme, it is hoped that a register of Municipal lands will be carefully maintained and attempts will be made to recover the arrears of rents.

### MAIN DRAINAGE AND SEWERAGE SCHEMES.

14. The most noticeable feature of the year was the approval by the Corporation of the Scheme for the Drainage of the North of the Island. A decision on this question had long been delayed on account of the contending schools of thought who set up rival claims in favour of Antop Hill, Love Grove and Worli Point, respectively, as the most suitable site for the location of the out-fall. After considerable deliberation and discussion the Worli Point Scheme estimated to cost Rs. 190 lakhs was approved by the Corporation and the Commissioner was requested to obtain the sanction of Government to the modification of the sanctioned scheme for the disposal of sewage at Kurla and the change in the point of the out-fall and also to prepare detailed plans and estimates for the sewers and take such other preliminary measures including the acquisition of land as may be necessary, after obtaining the financial sanction of the Corporation. It is hoped that this matter will be attended to with due despatch.

### WORKSHOPS.

15. The balance sheet of the Municipal Workshops discloses a loss of Rs. 28,649. The expenditure incurred was Rs. 3,74,191 while the receipts amounted to Rs. 3,41,140. The Workshops have been making a loss ever since the reduction of Capital Works which reduced its output. Page 160 of the report gives a comparative statement of the turnover and loss for the past three years. The question as to how to reduce the losses and effect economies has been engaging the attention of the Standing Committee and the Executive ever since January 1927. The exhaustive note on Workshops retrenchment prepared by Mr. Jamnadas M. Mehta

indicated possibilities of drastic retrenchment. An expert adviser who had the experience of the G. I. P. Railway Workshops was appointed to go into the working of the Workshops. As a result of his inquiry and subsequent investigations held by the Test Audit Officer and the information received from an employee in the Workshops and the personal interest evinced by the Commissioner, a saving of Rs. 71,700 per annum was effected. In order to make up the deficits, the Commissioner had proposed that the percentage of overhead charges should be increased from 50 per cent. to 66½ per cent. on the cost of labour. But although the overhead charges have been reduced on account of the abolition of some of the higher posts, the Commissioner is doubtful whether, owing to the fact that half the salary of the Mechanical Engineer is being debited to the Workshops since 1929-30, it would be possible to bring down the percentage. This matter, however, will have to be considered after some experience is gained.

#### ROADS AND BUILDINGS.

16. Out of 220 miles of roads in the City 35·647 miles have hitherto been asphalted, the length done by the Municipality being 26·661 miles, and by the Improvement Trust 8·986 miles. During the year of report, the Municipality asphalted a length of 4·246 miles and the Trust 0·850 miles. The actual expenditure incurred by the Municipality during the year in this respect, as also in the reinstatement of trenches made by the Gas and Electric Companies, was Rs. 4,19,158. Forty-five private streets were improved and seven declared public, the expenditure incurred on the improvement being Rs. 38,848. The recoveries made from house-owners in respect of improvements carried out during the previous year amounted to Rs. 51,183. An area of 4,396·53 square yards was added to the roads as setbacks at a cost of Rs. 39,525. The amounts spent on setbacks during the last 20 years aggregate over Rs. 87 lakhs. In addition to the operations referred to above, the Municipality repaired and maintained 35,40,860 square feet of water-bound macadam roads at a cost of Rs. 2,08,162, the rate for repairs being lower than in the previous year. During the year 24·5 miles of roadway were dug out for laying underground mains, etc., by the different departments of the Municipality, the Public Utility Companies and Government, against 33·18 miles in the previous year. This may further decrease in view of the amalgamation of the Drainage and Roads Departments. During the year 579 new buildings were erected and 985 dealt with for additions and alterations.

#### LIGHTING.

17. The cost incurred in respect of lighting was Rs. 10,34,233 of which Rs. 6,24,951 were in respect of 6,839 gas lamps, Rs. 2,64,587 in respect of 1,311 electric lamps, Rs. 87,957 in respect of 248 "Bannister" (incandescent kerosene oil) lamps, and Rs. 846 for 20 kerosene oil lamps. The balance of Rs. 6,716 was utilised for erecting new lamps and increasing the candle power of the existing gas lamps. The annual cost for each lamp, works out at Rs. 91-6-0 for the gas lamp, Rs. 201-13-0 for the electric lamp, Rs. 354-10-0 for the "Bannister" (incandescent kerosene oil) lamp and Rs. 42-5-0 for the kerosene oil lamp. It will be noticed that the cost of maintenance of incandescent kerosene oil lamps is the highest.

#### Water Works.

18. The rainfall at all the four lakes was deficient and much below the quinquennial average, the deficiency ranging from 19 per cent. at Powai to 25 per cent. at Tansa. While Vehar and Powai overflowed, Tansa and Tulsi did not. The total quantity of water received was 27,437 million gallons as against 27,801 million gallons in the previous year. Owing to the failure of Tansa to fill up Vehar had to be drawn upon to a greater extent than in the preceding year. Even then the supply to the City had to be curtailed. Of the above supply 2·06 million gallons per day were received by the suburbs as against 2·12 million gallons in the previous year, and 75·17 million gallons by the City against 76·16 million gallons in the past year. The average daily supply to the City per head for all purposes thus fell from 54·80 to 54·05. The failure of the monsoon and consequent curtailment of the supply to the City necessitated the revival of the Vaitarna Scheme and the



sanctioning by the Corporation of the preliminary survey at an estimated cost of Rs. 40,000. This work was commenced in January 1930 and before the close of the year much progress was made.

### General Stores.

19. The value of stores on hand on 1st April 1929 was Rs. 8,95,557. Fresh purchases made during the year amounted to Rs. 8,83,542, bringing up the total to Rs. 17,79,100. Against this, stores worth Rs. 9,15,022 were issued leaving on hand a balance of stores worth Rs. 8,64,078, at the end of the year. Though the purchases made during the year were less by Rs. 1.44 lakhs than the previous year the practice of keeping at the end of the year such a large balance does not seem to be justifiable. It may be noted that this practice was adversely criticised by the Standing Committee in the past. It is reported that great care was taken not to swell the store balances and only such articles as were required for immediate use were indented for, thus freeing a large amount of capital money invested in stores. However, the balances in hand are nearly 50 per cent. of the year's turn-over. From this it appears that the stores now on hand were purchased not in the year under report but previously. Stores purchased in advance of requirements and lying idle are subject to deterioration and consequent loss in value besides loss in interest charges. Attempts should therefore be made to reduce the balances to the minimum.

### Markets and Slaughter Houses.

20. The receipts from the Markets and Slaughter Houses fell from Rs. 12,13,440 to Rs. 12,02,131. The decrease of Rs. 11,309 is chiefly due to the fall in the receipts from fair fees at the Bandra Slaughter Houses and in the rent receipts of most of the markets, especially the Arthur Crawford Market. The number of Municipal markets remained at 16. Of the 19 private markets 2 were closed before the end of the year. There has been a slight improvement in the condition of the markets, the average number of stalls vacant per quarter having decreased from 595 to 593. The net decrease in stall rents is Rs. 10,885 which is due to trade depression. The vacancies in the stalls have increased practically all round except in the case of the Elphinstone Market and the Gilder Tank Market. The Bhuleshwar and the Dadar Markets have kept level with the previous year's situation. The position of the Gilder Tank Market for the first 10 months remained unchanged but during the last two months as fish and mutton were allowed to be sold, the market recovered slightly. However, the situation was not still encouraging as 133 out of 178 stalls remained vacant. A question has therefore been raised as to whether the market should not be closed entirely and the building utilised for offices or school purposes. Enquiries are being made in this direction.

### Licenses.

21. The License Department issues licenses under Section 313, 313A and 394 and permits under Sections 328, 328A and 390. The amount realised by the issue of licenses under Sections 313 and 313A was Rs. 52,487 against Rs. 62,989 realised in the preceding year. This fall is ascribed to the stoppage of the removal of perishable goods under legal advice, restriction of hawking to foodstuffs and few other specified necessities of life and discontinuance of licenses for the sale of cloth, cutlery and crockery in hand carts. Owing to the discontinuance of the seizure of perishable goods under legal advice the services of the temporary staff employed for the purpose were dispensed with from September 1929. The recoveries of expenses for the removal of encroachment amounted to Rs. 16,136. The receipts from license fees under Section 394 increased from Rs. 1,24,093 to Rs. 1,29,405. Permits under Sections 328 and 328A brought in a revenue of Rs. 35,330 against Rs. 34,164, while permits under Section 390 yielded an income of Rs. 5,575 against Rs. 5,375 in the previous year. During the year the Corporation having decided to license bidi shops, 443 licenses were issued in this behalf. One notable feature is the reduction in the number of prosecutions for the infringement of the provisions of Sections 328 and 328A owing to the rule introduced during the year to charge double the monthly rates in the event of failure to make payments in advance as required by law or within ten days of grace.

### Health Department.

22. The health of the City in the year of report shows an improvement over the conditions of the previous year. The birth and death rates are calculated on the basis of the estimated population for the year 1927, as it is presumed that there has been no marked variation since then. The birth-rate showed a slight increase from 18.5 to 18.6 while the death-rate decreased from 21.0 to 20.4, which is the lowest ever recorded. During the year Small-pox which was epidemic for 19 weeks claimed 1,135 deaths as against 597 in the preceding year, while the mortality from Plague, Cholera, Influenza and Malaria decreased. The death-rate has been as usual invariably high among the poorer classes of people, and as an unduly large proportion of the population of the City belongs to the most poorly paid section of society, the general death rate is raised by that of the large proportion of the very poor. The rate of mortality among the males improved from 18 to 17 while the female death-rate remained constant at 27. It was, however, markedly high among children below 5 years. The general improvement in the health of the City may be attributed to the operations of the Improvement Trust, the Development Department and the Municipality in clearing slum areas and in providing sanitary dwellings and the increased facilities of medical relief provided by Government and the Municipality.

#### INFANT MORTALITY.

23. The rate of mortality among children under 1 year was 298 per 1,000 as against 311 in the preceding year and marks the lowest recorded since statistics began to be compiled. While the percentage of deaths under this class to the total mortality improved from 27.3 to 27.2 it increased in the next age group (1 to 5) from 14.9 to 17.4. The largest mortality among infants was as usual due to debility, premature births and diseases of the respiratory system, which together accounted for 73 per cent. of deaths. The death-rate was particularly high among children living in one-room tenements, being 78 per cent. The improvement of 4 per cent. under both these heads over the previous year's percentages may be attributed to the work done by the Municipal district nurses and the Infant Welfare Society. The welfare work done by these agencies consists of (1) education of mothers in the rearing of infants, (2) medical aid and (3) supply of milk at cheap rates.

#### MILK SUPPLY.

24. The quantity of milk consumed in the City as calculated in 1923 is roughly about 23,000 gallons per day, which is equivalent to 3.1 ounces per head—a quantity insufficient for the consumers in the City a majority of whom are vegetarians. Of this about 78 per cent. of the milk is produced in the City, 1 per cent. is supplied by the suburbs and about 21 per cent. is brought in from places further off. On account of the length of the journey in the latter case the milk is often preserved with "Boracic acid" or "Formalin". Inspection raids are made at Railway Stations and milk found mixed with these harmful preservatives is destroyed. This action has resulted in the reduction of the importation of preserved milk. The question of improving the milk supply to the City has engaged the attention of the Corporation and the Commissioner for a long time past. Various difficulties, legal or otherwise, had stood in the way of the Corporation undertaking the construction of model stables outside the City or encouraging private enterprise by subsidies. The Standing Committee are glad to note that the Commissioner has devoted serious attention to this problem and after examining and discussing the question in all its aspects has submitted a scheme for subsidising a private enterprise for the supply of 10,000 lbs. of milk per day, as an experimental measure. The scheme is now receiving consideration at the hands of the Corporation and if it is finally approved it will go some way to solve the milk supply problem of the City. It may be hoped that if this venture succeeds it will stimulate private enterprise further.



### MALARIA.

25. There has been a steady improvement in the death rate from Malaria for the past some years. The Malaria mortality fell from 294 to 216 during the year. The number of attacks as ascertained from the Municipal dispensaries, Hospitals and Private medical practitioners increased from 99,060 to 1,01,507. These figures do not indicate the exact incidence of malaria as the same patients may have been returned by different practitioners or a patient who has had attacks of Malaria by intervals may have been treated every time as a new patient. Nevertheless as these factors are common, the increase in the number of attacks shows that Malaria is not still sufficiently under control. The low-lying lands and the open wells still remain the breeding places of mosquito larvæ. The total number of wells in the City is 2,793, of which 1,518 are open or partially open and 1,275 are hermetically closed with or without pumps. Owing to the opposition of the orthodox section of the population to the closing of wells on religious grounds the Corporation have appointed a Committee to assist the Commissioner in determining the exact number and situation of the wells which should be kept open. This co-operation of the Committee with the Commissioner is expected to remove all groundless opposition. At present the Malaria campaign is handicapped by the reluctance of Government, the Railway and the Port Trust to submit to the direction of Malaria operations by the Municipality in their spheres and their insistence on a rigid delimitation of powers.

### CONSERVANCY REFORM.

26. The conversion of basket privies into waterclosets on the full flushing system has gone on apace. The number of privy seats converted upto the end of March 1930 was 10,398 and the cost incurred was about Rs. 5,65,600. It is expected that if this progress is maintained all the basket privies in the sewered areas will soon disappear. This sanitary reform, apart from reducing the cost of conservancy, will go a long way in improving the health of the City. Another sanitary reform of equally great importance is the speedy removal of kutchra from the City. There has been some improvement in the method of collection of kutchra by the gradual substitution of motor traction for bullock transport. The importance and necessity of speeding up this progress cannot be over-emphasised.

### K. E. M. Hospital and G. S. M. College.

27. The important feature of the year under report was the increasing popularity of the Hospital which resulted in constant overcrowding and necessitated the scheduled number of beds being raised from 334 to 354. The highest number of the in-patients accommodated on a single day also rose from 399 to 405. A great part of the congestion is ascribed to cases of fractures which could have been more economically treated in a Convalescent Home. The Dean therefore again stresses the need of starting a Convalescent Home for such cases and an infirmary for chronic and nervous cases to relieve congestion in the Hospital. The arrangement made by the Corporation with the Helpless Beggars' Committee to receive helpless patients is expected to relieve congestion to some extent. The total number of in-patients treated was 8,575 against 8,141 in the previous year. Of the above number 8,265 were new admissions against 7,846 in the preceding year. The deaths numbered 917. Turning to the outdoor section, the progress has been equally marked, the number of new patients treated having increased from 48,160 to 51,760. There was considerable congestion in this section also to relieve which the Dean emphasises the need of a separate Casualty Department, and the extension of the Surgical Dressing Section. Funds for the latter have since been provided and the work is in progress. The total expenditure on the Hospital was Rs. 4,96,747 against Rs. 4,81,492 in the previous year. The average cost per in-patient per day is gradually decreasing. It fell from Rs.3-11-6 in 1927-28 to Rs.3-6-7

in 1928-29 and then again to Rs. 3-2-6 in the year of report. The same improvement is marked in the cost per out-patient admitted which decreased from Rs. 1-8-6 to Rs. 1-7-7 and then again to Rs. 1-7-6 during the corresponding years. The average cost to the Institution for every in-patient admitted also decreased gradually during the last three years from Rs. 62-2-9 to Rs. 52-3-2 and then to Rs. 48-1-10. This speaks of vigilant economy exercised by the management. The strength of the students at the G. S. M. College increased from 192 to 232 the College now having received its full complement. The total expenditure in respect of the College and the Students' Hostel was Rs. 2,23,241 and the total receipts from fees and hostel rents, etc., Rs. 60,730 against the corresponding figures of Rs. 2,17,668 and Rs. 56,017 in the preceding year. The net cost per student for the year was reduced from Rs. 842 to Rs. 700. The working of the Hospital and the College was more economical during the year of report than in any preceding year. This is the result of frequent investigations and retrenchment and the cheerful accommodation of the management to the exigencies of economy.

### Primary Education.

#### MUNICIPAL SCHOOLS.

28. The progress of primary education was fairly well maintained during the year. The lost ground of the previous year due to riots and strikes was recovered and a further appreciable advance was made. The number of pupils attending Municipal Schools increased from 49,659 to 51,710 while the number of Municipal Schools decreased from 341 to 326 as a result of the closure of some schools and amalgamation of others by reason of poor attendance. The net expenditure on Municipal Schools was Rs. 27,55,654. The average cost per pupil in these schools was thus Rs. 53.3 against Rs. 56.9 in the previous year. In calculating this average the expenditure incurred in respect of the Schools Committee's Head Office has not been taken into account and if that is done the average cost works out at Rs. 54.5. The average in the three sections varied from Rs. 51 on the Marathi side to Rs. 55.9 on the Gujarathi side and Rs. 57.9 on the Urdu side which taken together bring the average to Rs. 53.3. This average is the lowest since 1920-21 but is still high, compared with the average of Rs. 50 recommended by Mr. N. D. Mehta. The reduction in the average cost was due to the number of pupils at the end of the year being larger than the actual average number of pupils throughout the year. This circumstance was brought about by the partial recovery of normal life from the effects of riots and strikes during the previous year which continued to be felt even during the earlier part of the year under report. The total number of posts of teachers during the year was 1891 of which only 1877 were filled. No new teachers were engaged during the year in consequence of the adjustment that would have to be made by virtue of the Retrenchment Committee's recommendation to maintain a staff of permanent teachers at the rate of 1 teacher for 30 pupils on roll and to maintain in addition a floating staff equal to 10 per cent. of the permanent staff. The number of pupils per teacher in the Municipal Schools works out at a little over 27. This is very much near the number of 30 which has been fixed as the goal to be achieved. What makes the cost in the Municipal Schools more than in private schools is the high percentage of trained teachers maintained by the former, *viz.*, 51.6 as against 22 by the latter.

#### AIDED SCHOOLS.

29. The number of Aided Schools increased from 176 to 180 and the number of children attending these schools correspondingly increased from 17,143 to 18,588. The grants and remissions to these schools amounted to Rs. 1,91,271 as against Rs. 1,81,211 in the preceding year. The expenditure incurred by the Aided Schools was Rs. 7,70,600. Taking the average number of pupils at 17,348, the average cost per pupil in the Aided Schools works out at Rs. 44.4 against Rs. 43.4 in the

preceding year. The rise is due to the increase in the number of teachers from 933 to 1,081, which was high in proportion to the increase in the number of schools and pupils. The average number of students per teacher works out a little over 17. In spite of this low average the Aided Schools are working on the whole more economically than Municipal schools as they maintain a third of their staff on half time basis and have a low percentage of trained teachers, *viz.* 22. Many of these schools are deemed to be an asset to the Municipality inasmuch as they help in educating a large number of children at a comparatively less cost to the Municipality.

#### FREE AND COMPULSORY PRIMARY EDUCATION.

30. The steady progress of free and compulsory primary education was disturbed during the last two years by the disorganisation of normal life by mill strikes, the G. I. P. Railway strike and the riots. At the beginning of the year there were 16,874 children of compulsory age in F and G Wards, of whom 12,778 attended schools. By the end of the year the number of school-going children rose to 18,085 out of which 13,098 attended schools, leaving 4,987 to be reclaimed. The percentage of pupils attending schools to the total number of children of compulsory age at the end of the year was 72.4 against 75.3 during the previous year. This resilience is not quite encouraging as the disturbing factors were mostly common to both the years. The Schools Committee have realised the need for better effort in this direction and have engaged the services of 80 teachers on extra allowance of Rs. 10 to visit families in the neighbourhood of schools and induce parents and guardians to send their children to school. This experiment has been in operation from June 1930 and is reported to have achieved great results within a working of two months by bringing to school 2,000 out of the 5,000 non-attending children. The important feature of the Schools Committee's activities during the year was the introduction of compulsion among Moslem girls below 10 years in F and G Wards from 1st August 1929. Before this step was taken the number of Moslem girls of compulsory age attending schools was 288. This rose to 378 within the course of 8 months of the introduction of compulsion. It is important to remember in reviewing the results of compulsion during the last quinquennium that the Schools Committee have considered it politic to pursue a policy of persuasion rather than prosecution in cases of default. The extension of compulsion to other Wards has been impeded for the time being by refusal of Government to accord sanction to the schemes framed by the Corporation in this behalf for one reason or another. Any progress in those wards for some years to come will have therefore to depend not on legislation but on enlightened public opinion.

#### MEDICAL INSPECTION OF SCHOOLS.

31. Among the new entrants the percentage of boys free from any disease was 50, and among girls 48. Malnutrition and bad teeth accounted for 34 per cent. of defects among boys and for 35.5 per cent. among girls. There has been a decided decrease in the percentage of diseases generally. In addition to inspection and instruction the medical staff attends to various preventive and remedial measures. The activities of this staff are detailed in para. 31 of the Schools Committee's report. It has been proposed to start Children's Clinics and the suggestions made by the Dean, K. E. M. Hospital, in this matter have been approved by the Corporation. The question is receiving the attention of the Schools Committee. The Schools Committee have also arranged with some Hospitals and dispensaries in some wards for the treatment of affected children for a period of three months. Dental defects having prominently figured among the diseases of children, the Schools Committee are investigating the present system of treatment with a view to its improvement.

## SCHOOLS COMMITTEE'S FINANCES.

32. The year began with an opening balance of Rs. 2,77,185. The budgetted figure was Rs. 1,05,557. The difference therefore was refunded to the General Fund. The Municipal grant during the year amounted to Rs. 31,12,660 and other miscellaneous receipts to Rs. 44,099. The total amount thus left in the hands of the Committee was Rs. 32,62,316 against Rs. 32,89,399 in the previous year. Against this the expenditure incurred was Rs. 29,68,295 while the expenditure in the preceding year was Rs. 30,12,214. The year's transactions have left a closing balance of Rs. 2,94,021. On a scrutiny of these figures it will be seen that the expenditure during the year shows a reduction of Rs. 44,000 over that of the previous year. This is a welcome feature particularly in view of the fact that the expenditure every year is bound to increase by about Rs. 50,000 by reason of normal increase of 2,000 children every year and annual increments to the staff, etc. It is stated that further economy would have been possible if the number of children attending the schools were steady and not fluctuating. As has been already noted there had been large variations in the figures of attendance owing to disturbed conditions in F and G Wards and general depression in trade and industry. The key to economy is in reclaiming more non-attending children and it is stated that with the present machinery it would be possible to educate 2 or 3 thousand more children with a little extra cost. It is hoped that the Schools Committee's efforts will be directed towards this end. The reduction in respect of school rent was Rs. 16,000 which was due to strenuous efforts of the Chairman of the Committee in that direction. The above expenditure is exclusive of the cost of establishment of the Schools Committee's Office, which was Rs. 60,471 against Rs. 54,913 in the preceding year. This amount is paid from the General Fund. The increase is set down to annual increments to the staff and addition of 3 posts to the present strength. During the year the total amount of grants received from Government was Rs. 8,10,418 against Rs. 8,15,636 in the preceding year. Para. 41 of the Schools Committee's report gives the amount claimed from Government and the amount actually received since the dispute arose. It will be seen that the balance outstanding from Government is Rs. 23,29,986.

## GENERAL.

33. The year was eventful. The constitution of the Schools Committee was under revision by a Private Bill in the Council which has since been passed into an Act. Rules for a revised Grant-in-Aid Code for the City were framed and were receiving the attention of a Committee of the Corporation. These rules have since been approved. Three new Municipal owned school buildings were constructed. The salaries of Superintendents of Schools were revised from Rs. 270-10-380 to Rs. 300-20-400. The salaries of Vernacular Final teachers were revised from Rs. 40-1-60 to Rs. 40-1-65. The salaries of the peons and hamals also came in for revision. The revision of the curriculum of studies was also taken up, the prominent items being the introduction of shift system for infant and 1st standard classes and 17 hours' teaching in a week for these classes. The changes proposed are detailed in para. 67 of the Schools Committee's report. It is stated that some of these changes have already been introduced and others will be introduced ere long. Centralisation of all the Schools Committee's offices was also seriously considered and the question of locating them in the Gilder Tank Market Building is being investigated. The most important contribution was in the matter of retrenchment. Mr. N. D. Mehta made a searching scrutiny of the Schools Committee's finances and laid out expenditure on different heads on the basis of the cost of Rs. 50 per student. His recommendations were in the main to maintain the permanent staff of teachers at 1 teacher per 30 pupils and to maintain in addition a floating staff of 10 per cent. of the permanent staff, to have combined classes for the infant and 1st standards, to introduce the shift system, to close or amalgamate poorly attended schools, to reduce rents, to regulate admissions by a new set

of rules, to revise and reduce the scale of pay of teachers, etc. The Schools Committee, though they agreed with Mr. Mehta on most points, could not see eye to eye with him on the most crucial questions of the salaries and strength of teachers. The Retrenchment Committee's recommendations to the Corporation were a compromise between the two. They have since been approved by the Corporation with slight modifications. The combined efforts of the Retrenchment Officer and the Retrenchment Committee deserve commendation.

### **Municipal Auditors.**

34. The Auditors' appreciation of the financial transactions during the year is a useful aid to the study of Municipal finances.

### **Acknowledgment.**

35. In conclusion, the Standing Committee desire to place on record their high appreciation of the very able and successful conduct of Municipal administration during the year by Mr. A. R. Dalal, M.A., I.C.S., whose financial acumen has been of considerable benefit to the Municipality.

MUNICIPAL CORPORATION OFFICE,  
BOMBAY, 10th December 1930. }

A. R. DIMITIMKAR,

*Chairman of the Standing Committee.*

# Annual Administration Report of the Municipal Commissioner for the City of Bombay for the year 1929-30.

## I.—CORPORATION AND STANDING COMMITTEE.

### CORPORATION.

1. Mr. Meyer Nissim, M.A., J.P., was elected President of the Corporation at the meeting held on the 5th April 1929 and held that office upto the end of the official year.

2. One hundred and thirty-three meetings of the Corporation including eight special meetings and two hundred and thirty-eight meetings of the Committees and one hundred and thirty meetings of their Sub-Committees, other than those of the Standing Committee were held.

3. The changes that took place during the year in the personnel of the Corporation were as follows :—

Dewan Bahadur Anant Krishna Pai, B.A., J.P., died on the 18th February 1930 and in his place Mr. Manu Subedar, B.A., B.Sc. (Econ.), Bar-at-Law, was appointed by Government on the 17th March 1930.

Mr. B. G. Horniman resigned on the 22nd March 1930.

4. The following Councillors were absent from the meetings of the Corporation for the period shown below for reasons approved by the Corporation under Section 17 (b) of the Municipal Act :—

Name.	Period.
1. Sir Cowasji Jehangir (Jr.), K.C.I.E., O.B.E., B.A. (Cantab.), M.L.A.	From 3rd May to 19th December 1929.
2. Mr. G. I. Griffiths .. .. .	From 2nd May to 24th October 1929.
3. Mr. Haji Esa Haji Oosman Poonawala.	From 24th June to 30th August 1929.
4. Dr. Kavasji Edalji Dadachanji ..	From 8th August 1929 to 31st March 1930.
5. Mr. Narayanlal Bansilal .. .. .	From 25th April to 16th July 1929.
6. Mr. Noormahomed Begmahomed ..	From 1st April to 16th September 1929.
7. Mr. F. W. Petch .. .. .	From 18th May to 3rd December 1929.
8. Mr. Pherozechah Jehangir Marzban.	From 14th November 1929 to 17th March 1930.
9. The Hon'ble Sir Phiroze C. Sethna, Kt., O.B.E.	From 24th June to 28th October 1929.
10. Mr. Ramji Bharmal Shah .. .. .	From 8th August to 28th November 1929.
11. Dr. Rustomji M. Mistry .. .. .	From 10th June 1929 to 31st March 1930.
12. Mr. Shiyaksh Hormusji Jhabwala.	Was absent on leave throughout the year.

## THE STANDING COMMITTEE.

5. Mr. Vithal Narayan Chandavarkar, B.A. (Cantab.), Bar-at-Law, was elected Chairman of the Standing Committee at the meeting held on the 16th April 1929 and held that office throughout the year.

6. There were fifty-three regular meetings and twenty-two special meetings of the Standing Committee and fifty-one meetings of the Sub-Committees thereof.

7. There were forty-nine attendances of members for the Audit of Municipal accounts and one hundred and fifteen for signing the cheques.

8. The following is the list of Councillors who held office on the 31st March 1930 :—

MR. MEYER NISSEM, M.A., J.P., *President*, R (A Ward).

MR. VITHAL NARAYAN CHANDAVARKAR, B.A. (Cantab.), BAR-AT-LAW,

*Chairman, Standing Committee*, R (D Ward).

ABDUR RAHIM DIMITKAR, Mr., J.P., G.	HAROON TARMAHOMED NOORANI, Mr., C.
ABUBAKAR ABDUL REHMAN BEGMAHAMED, Mr., J.P., R (B Ward).	HIRALAL DAYABHAI NANAVATY, Mr., B.A., LL.B., R (C Ward).
ARBUTHNOT, C. W. E., Mr., B.E., B.A. (B.U.L.), J.P., G.	HOOSAINBHOY ABDOOLABHOY LALLJEE, Mr., M.L.C., R (B Ward).
ARDESHIR PESTANJI-SABAVALA, Mr., B.A., BAR-AT-LAW, R (D Ward).	HOOSAINALLY M. RAHIMTOOLA, Mr., B.A., M.L.C., G.
ATMARAM GANGADAS MERCHANT, Dr., L.M.&S., R (C Ward).	HORMUSJI MANEKJI CHOWNA, Mr., J.P., R (A Ward).
AVANTIKABAI GOKHALAY, Mrs., C.	H. P. MODY, Mr., M.A., LL.B., M.L.A., M.O.A.
BACHUBAI RANCHODDAS LOTEVALA, Miss, C.	ISHWARBHAI SOMABHAI PATEL, Mr., L.A., D. COM., R (G Ward).
BALUBHAI TRIBHOWANDAS DESAI, Mr., B.A., LL.B., R (C Ward).	JAFFERBHOY ABDOOLABHOY LALLJEE, Mr., R (B Ward).
BEHRAMJI NAVROSJI GAMUDIA, Mr., B.A., J.P., R (A Ward).	JAMNADAS MADHAVJI MEHTA, Mr., M.A., LL.B., BAR-AT-LAW, R (D Ward).
BHAGWANTRAO GANGADHAR PARELKAR, Mr., R (F Ward).	JAMSETJI NUSSERWANJI CHOKSY, Dr., M.B.S., R (B Ward).
BHAVANJI NATHUBHAI MEHISHERI, Mr., R (B Ward).	JEHANGIR B. BAMAN-BEHRAM, Mr., B.A., LL.B., J. P., R (A Ward).
BHOLANATH PURSHOTTAM WADKE, Mr., L.B.L., B.A., G.D., Arch., R (C Ward).	JEHANGIR BOMANJEE PETIT, Mr., M.L.C., J.P., C.
BYRAMJEE JEEJEEBHOY, Sir, Kt., J.P., G.	JETHALAL VANMALIDAS VORA, Dr., L.M.&S., R (B Ward). ( <i>Chairman, Schools Committee</i> ).
COLLACO, JOSEPH ALTING, Dr., L.M. & S., R (B Ward).	KANJI DWARKADAS, Mr., M.A., J.P., R (A Ward).
COWASJI JEHANGIR, (Junt.), Sir, K.C.L.E., O.B.E., B.A. (Cantab.), M.L.A., J.P., G.	KANJI KARAMSI MASTER, Mr., R (B Ward).
D. G. DALVI, Mr., M.A., LL.B., J.	KARMALI EBRAHIM, KHAN SAHIB, J.P., G.
DAWOODKHAN SALEBHAI TAYEBJEE, Mr., M.L.C., R (A Ward).	KAVASJI EDALJI DADACHANJI, Dr., L.M.&S., J.P., R (D Ward).
DEANDRADE, MINGUEL JOSEPH PINTO, Mr., B.A., LL.B., J.P., R (G Ward).	KELLY, PATRICK A., Sir, Kt., C.T.E., J.P., G.
DESOUZA, J. ALBAN, Capt., B.A., L.M.&S., L.M.S., J.P., R (C Ward).	KHIMJI NATHOOBHAI, Mr., R (B Ward).
DINSHAW MANOCKJI PETIT, Sir, Bart., J.P., R (A Ward).	KHURSHED FRAMJI NARIMAN, Mr., B.A., LL.B., R (D Ward).
DOSTMAHOMED GULAMHUSEIN KHAIRAZ, Mr., R (E Ward).	LAKHMIDAS ROWJEE TAIRSEE, Mr., C.
DWARKADAS KALIANDAS, Mr., B.A., R (C Ward).	MAHADEV DEVJI RANE, RAO SAHIB, J.P., G.
E. R. HIRJIBEHEDIN, Mr., J.P., R (D Ward).	MANEK ARDESHIR KARANJAWALA, Mr., M.A., LL.B., R (D Ward).
EZRA, ALWYN, Mr., G.	MANEKSHA NAVROJI BALSARA, Dr., L.M.&S., D.P.E. (Cantab.), R (E Ward).
FAZAL IBRAHIM RAHIMTOOLA, Mr., B.A., M.L.A., J.P., R (B Ward).	MANGALDAS V. MEHTA, Dr., O.B.E., B.A., F.R.C.P., F.G.S., J.P., G.
GANPAT KRISHNAJI BORADE, Mr., J.P., R (B Ward).	MANIKRAM NANABHAI TALPADE, Mr., B.A., LL.B., R (C Ward).
GRIFFITHS, G. I., Mr., R (A Ward).	MANUSUBEDAR, Mr., B.A., B.Sc. (ECON.), BAR-AT-LAW, G.
GOPAL VINAYAK DESHMUKH, Dr., M.D. (London), F.R.C.S. (England), R (D Ward).	MOHAMED EBRAHIM SERANG, Mr., B.T.U.
GORDHANDAS GOGULDAS MORARJI, Mr., R (C Ward).	MOHAMED ISMAIL CURTAY, KHAN BAHADUR, J.P., R (C Ward).
GUSTADJI DOSABHAI BILIMORIA, Mr., R (G Ward).	MOHAMED MUSA KILLEDAR, Mr., R (E Ward).
HAJI ESA HAJI OOSMAN POONAWALA, Mr., R (E Ward).	MOHAMED UMER ABDUL RASUL, Mr., R (E Ward).
HAJI FATEH MAHOMED H. M. MANIAR, Mr., R (A Ward).	MOHAMED UMER RAJAB, Mr., B.T.U.
HAJI SHAIK MEHERBAKHS HAJI KADERBAKHS, Mr., J.P., R (G Ward).	MOHAMED ALLI ALLABUX, Mr., R (C Ward).
	MOHANLAL MAGANLAL DESAI, Mr., B.A., LL.B., R (C Ward).
	MORESHWAR CHINTAMAN JAVLE, Dr., J.P., R (G Ward).
	MOSES, ELLIAH, Dr., M.B., J.P., R (B Ward).



MOTICHAND GIRDHARLAL KAPADIA, Mr., B.A., LL.B., R (C Ward).	SALEBHOY KARIMJI BARODAWALLA, Mr., J.P., R (B Ward).
MOTIRAM BALKRISHNA VELKAR, Dr., L.M. & S., R (C Ward).	SAYAJI LAKSHMAN SILAM, Mr., B.A., LL.B., R (E Ward).
MULRAJ KARSONDAS, Mr., R (A Ward).	SHANKAR KRISHNAJI PUPALA, Mr., R (E Ward).
NANABHAI LUXUMON, Mr., R (F Ward).	SHIAVAKSH HORMASJI JHABWALA, Mr., B.A., LL.B., R.T.U.
NARAYANLAL BANSILAL, Mr., R (C Ward).	SHIAVUX SORABJI BATLIWALA, Dr., F.C.P.S., L.M. & S., J.P., R (F Ward).
NEILSON, W. H., Mr., O.B.E., V.D., M.I.C.E., M.I. MECH.E., J.P., G.	SHIVDAS CHAPSY THAKKAR, Mr., R (B Ward).
NOORMAHOMED BEGMAHOMED, Mr., C.	SOARES ALOYSIUS, Mr., M.A., LL.B., R (E Ward).
PANDURANG GANESH SAHASRABUDHE, Mr., R (G Ward).	SORAB PHEROZESHAH MEHTA, Dr., B.A., L.M. & S., R (F Ward).
PETCH, F. W., Mr., J.P., C.	VASANTRAO ANANDRAO DABHOLKAR, Sir., Kt., O.B.E., M.L.C., J.P., C.
PHEROZESHAH JEHANGIR MARZBAN, Mr., M.A., M.L.C., J.P., R (A Ward).	VASANTRAO RAMRAO SANZGIRI, Dr., B.S. (Bom.), M.B.C.S. (England), R (D Ward).
PHIROZE CURSETJI SETHNA, THE HON'BLE SIR, Kt., O.B.E., J.P., R (A Ward).	VENKATRAO CHIMANLAL SETALVAD, Mr., B.A., LL.B., C.
POONSEY HIRJI MEISHERI, Dr., F.C.P.S., L.M. & S., J.P., R (B Ward).	VIEGAS, ACCACIO, G., Dr., L.M. & S., J.P., R (D Ward).
PUNJABHAI THAKERSEY, Mr., R (E Ward).	V. G. BAO, Prdm., B.A., LL.B. (Cantab.), Bar-at-Law, O.A., J.P., G.
PURUSHOTTAMRAI G. SOLANKI, Dr., L.M. & S., M.L.C., G.	VITHALDAS DAMODAR GOVINDJI, Mr., R (C Ward).
RAMCHANDRA SANTURAM ASAVALE, Mr., M.L.C., J.P., R.T.U.	VITHALDAS KANJI, Mr., I.M.C.
RAMCHANDRA MADHAVRAM BHAT, Mr., O.B.E., M.L.C., J.P., R (C Ward).	WALLACE, D. J. C., Mr., C.C.
RAMJI BHARMAL SHAH, Mr., R (B Ward).	YASHVANT GANESH PANDIT, Mr., C.
RUSTAMJI M. MISTRY, Dr., F.C.P.S., L.M. & S., J.P., R (E Ward).	
SAKHARAM GOVINDJI KENI, Mr., R (F Ward).	

9. Mr. A. R. Dalal, M.A., I.C.S., was in charge of the office of the Municipal Commissioner throughout the year.

10. Mr. Shantaram A. Shete, B.A., held the office of the Deputy Municipal Commissioner throughout the year.

11. Mr. Shamrao S. Murkute held the office of the Personal Assistant to the Municipal Commissioner throughout the year.

## II.—Heads of Departments.

12. Mr. James W. Mackison, C.I.E., B.Sc., M.Inst.C.E., Special Engineer; Development Works, who was on combined leave from 1st April 1929 to 9th August 1929, retired from Municipal service from 10th August 1929 and Mr. T. K. Roddan, M.Inst.M.&C.E., was in charge of Development Works.

13. Mr. E. Gordon Cameron, M.I.M.E., M.R.S.I., M.I.E.E., Deputy Executive Engineer, Mechanical Branch, was on combined leave from 1st May 1929 to 31st October 1929 and Mr. H. G. Nicker, A. M. I. Mech. E., acted for him during the period.

14. Dr. J. E. Sandilands, M.A., M.D., D.P.H., Executive Health Officer, proceeded on leave prior to retirement on 5th August 1929 and Dr. J. S. Nerurkar, B.Sc., L.M.&S., D.P.H. (Cantab.), Deputy Executive Health Officer, who was appointed to act for him, was confirmed in the appointment with effect from 2nd February 1930, the date on which Dr. Sandilands retired.

15. Mr. H. Wald, Assessor and Collector, proceeded on 4 months' leave from 1st March 1930 and Mr. N. S. Kowshik, B.A., was appointed to act for him from that date.

16. Mr. K. P. Guzdar acted for Mr. N. S. Kowshik, B.A., as Superintendent of Licenses from 1st March 1930 and Mr. M. J. Antia, B.A., acted as Town Duty Officer *vice* Mr. Guzdar from that date.

17. Capt. C. M. Flanders, V.S.R., A.V.C., Superintendent of Markets, was on leave from 12th June 1929 to 23rd July 1929 and Mr. N. S. Kowshik, B.A., Superintendent of Licenses, acted for him during the period.



18. Mr. Ernest R. Fern, Curator and Secretary, Victoria and Albert Museum, resigned his office on 17th February 1930 and Mr. D. A. Pai, B.A., was appointed to the post from the same date.

19. The following Officers continued in their respective appointments throughout the year :—

Mr. R. P. Desai, Municipal Secretary.

Mr. T. K. Roddan, M.Inst.M.&C.E., Executive Engineer.

Mr. W. A. Niven, A.M.I.C.E., M.I.E., Hydraulic Engineer.

Mr. J. D. Daruwalla, A. M. Inst. C.E., F.I.S.E., M. R. San. I., Deputy Executive Engineer, Drainage.

Dr. Jivraj N. Mehta, M.D., M.R.C.P. (Lond.), Dean, King Edward VII Memorial Hospital and Gordhandas Sunderdas Medical College.

Mr. M. R. Tambe, B.A., L.C.E., F.S.A.A., A.I.A., Chief Accountant.

Mr. T. C. Greenop, Chief Officer, Fire Brigade.

Mr. R. V. Parulekar, M.A., M. Ed. (Leeds), Secretary, Schools Committee.

Mr. D. S. Laud, G.B.V.C., Superintendent of Gardens.

Mr. D. E. Mawji, Chief Storekeeper.

### III.—Financial.

#### GENERAL.

20. During the year under report the rates of taxation were as shown below:—

Particulars.	Rates for 1929-30.
General Tax .. .. .	11 per cent. on value.
Fire Tax .. .. .	$\frac{1}{2}$ per cent. on value.
Water Tax on value .. .. .	$3\frac{3}{4}$ per cent. on value.
Water Tax on meter measurement .. .. .	Same as those of last year except in the following cases :—
	Rates for 1929-30
	Rs. a. p.
Properties beyond 500 feet from the main, General and Domestic, Gymkhanas, Lawns and Playgrounds, Municipal properties, Ghatkoper Salt Deptt. Establishment and Salt pans and Government properties.	} 0 10 0
G. I. P. Railway .. .. .	0 10 0
Charitable properties .. .. .	0 10 0
Race Course .. .. .	1 0 0
B. B. & C. I. Railway .. .. .	1 0 0
Bandra Station and Bandra Marshalling Yard.	} 1 0 0
Halalkhore Tax .. .. .	3 per cent. on value.

21. The total receipts for the year under review amounted to Rs. 3,31,40,098 against Rs. 3,15,33,383 in the preceding year, showing an increase of Rs. 16,06,715 which is not due to any permanent rise in revenue but partly to the payment of arrears of taxes by the G. I. P. Railway, partly to increased receipts on account of Wheel Tax and to crediting Development Fund receipts to Revenue instead of to Loan Funds. The expenditure for the year amounted to Rs. 3,30,00,829 against Rs. 3,27,50,278 showing an increase of Rs. 2,50,551 which is accounted for by an increase of Rs. 9,85,000 on account of Debt charges on Development Loans being met from Revenue counterbalanced by a decrease of Rs. 7,00,000 being the contribution paid towards the Bai Jerbai Wadia Children's Hospital in the previous year. The net result of the transactions for the year disclosed a surplus of Rs. 1,39,268 against a deficit of Rs. 12,16,895 in the preceding year. The reasons for the variations will be found in the General Remarks (para. 38) of the Chief Accountant's report.

22. The details of increases and decreases in income are given in Appendix No. 3 of the Chief Accountant's report. The principal increases and decreases in expenditure and the reasons thereof are given in para. 16 of the Chief Accountant's report.

23. The incidence of taxation per head increased from Rs. 20-13-4 to Rs. 21-5-5 for the year on the basis of the estimated annual increase of 19,646.9 in the population of the City over the Census figure of 1921. On the basis of the last Census figures the incidence works out at Rs. 24-3-1 per head as compared with Rs. 23-4-4 per head for the last year.

24. The net unhypothecated Surplus Cash Balance on 31st March 1930 was Rs. 36,14,268 against Rs. 44,86,088 as at 31st March 1929. The decrease is due to the temporary advance from Surplus Cash Balance of Rs. 7,63,644 and Rs. 4,75,200 during the year, for expenditure on Capital works and for subventions for conversion of basket privies into water closets respectively, counter balanced by an increase of Rs. 4,50,821 in Surplus Revenue Fund.

25. The balance of stock including Surplus and Obsolete Stores on 31st March 1930 stood at Rs. 9,03,723 against Rs. 9,42,998 at the close of 1928-29 thus showing a decrease of Rs. 39,275.

26. The final sanctioned grants for the year aggregated Rs. 3,47,12,930 and the expenditure amounted to Rs. 3,30,00,829 leaving an unexpended balance of Rs. 17,12,101. Out of this, grants aggregating Rs. 4,99,110 are required to be renewed for expenditure in 1930-31 and Rs. 12,12,991 are treated as savings.

27. Additional grants sanctioned during the year aggregated Rs. 2,42,960 against Rs. 10,36,037 in 1928-29. The latter amount included the sum of Rs. 7 lakhs for the Bai Jerbai Wadia Children's Hospital.

#### LOAN WORKS EXPENDITURE.

28. The expenditure on Capital Works during the year amounted to Rs. 34,48,369 as under :—

	Rs.
Loan Works including Tansa Completion Scheme .. ..	25,91,019
Development Schemes .. .. .	3,49,886
Trust Funds .. .. .	2,273
Worn out Water Mains Renewal Fund .. .. .	24,017
Land and Buildings Fund .. .. .	5,974
Subventions for conversion of insanitary privies into water-closets.	4,75,200

---

34,48,369

---

## CAPITAL DEBT.

29. During the year under report three loans of Rs. 37 lakhs, Rs. 28 lakhs and Rs. 31.43 lakhs aggregating Rs. 96.43 lakhs were proposed to be raised from the public at 5 per cent., the first loan for financing Capital expenditure during the year and the other two loans together with the accumulated sinking fund for meeting the repayment of two six per cent. loans of Rs. 39.94 lakhs and Rs. 40 lakhs which fell due for repayment on 1st August and 19th December 1929 respectively. Tenders of the face value of Rs. 132 lakhs were received and tenders at Rs. 87 and over were accepted, the average rate being Rs. 87-14-0 per cent. The amounts actually raised in respect of these loans were Rs. 26,21,500, Rs. 8,45,500 and Rs. 26,14,000 face value respectively. As the two latter loans were together less than the amount required for the repayment of the loans that were due, the amount of the first loan had to be temporarily diverted towards the repayment and has therefore been included in the amount of the new loan to be raised during 1930-31.

30. Reduction of the debt during the year amounted to Rs. 99,76,984.

31. The loan liabilities of the Corporation at the close of the year stood at Rs. 18,09,63,341. The total Sinking Fund Investments made upto 31st March 1930 totalled Rs. 3,14,02,082. The classification of debt and debt charges and the position regarding Sinking Fund Investments have been shown in paras. 21 and 22 of the Chief Accountant's report.

32. The total liabilities after deducting all ascertained-time barred claims on account of set-backs aggregated Rs. 11,94,320 upto 30th June 1930 against which sanctioned funds aggregate Rs. 5,41,142 (*vide* Chief Accountant's report, para. 37), leaving a net liability of Rs. 6,53,178.

33. The comparison of the net revenue and the net expenditure for 1928-29 and 1929-30 is shown below in accordance with Standing Committee Resolution No. 12212, dated 3rd February 1892 :—

Particulars.	1928-29.	1929-30.
<b>INCOME.</b>	<b>Rs.</b>	<b>Rs.</b>
<i>Net revenue after deducting refunds, drawbacks and charges in respect of assessment and collection and granting of refunds:</i>		
General Tax .. .. .	1,22,65,712	1,23,39,013
Town Duties .. .. .	13,29,724	11,51,836
Cotton Import Duty .. .. .	13,37,095	15,41,191
Liquor Licenses and Tobacco Duty .. .. .	5,25,734	5,40,191
Returns from Property and Miscellaneous .. .. .	14,66,826	12,08,158
Wheel Tax and Tolls .. .. .	10,19,412	12,71,765
Drainage and Sewerage including Halalkhore Branch .. .. .	11,87,379	13,59,845
Fire Tax .. .. .	2,00,514	1,74,617
Markets and Slaughter Houses .. .. .	4,17,244	4,48,002
Development Fund Receipts .. .. .	....	8,65,096
Total Rs. ..	1,97,49,640	2,08,98,714
Deficit ..	12,16,895	....
Total Rs. ..	2,09,66,535	2,08,98,714

Particulars.	1928-29.	1929-30.
	Rs.	Rs.
<i>Net expenditure after deducting receipts.</i>		
General Superintendence .. .. .	5,40,173	4,71,487
Debt charges (including in 1929-30 Debt charges on Development Loans) excluding Debt charges under Water Works, Fire Brigade and Markets and Slaughter Houses .. .. .	60,09,594	69,94,382
Water Works .. .. .	4,01,838	Or. 1,24,294
Education, Primary .. .. .	20,52,837	21,93,885
Education, Secondary .. .. .	79,086	1,06,011
Public Health Department .. .. .	8,40,704	8,39,360
Hospitals .. .. .	15,49,711	15,92,572
Street Cleansing and Road Watering .. .. .	27,60,131	27,18,015
Roads and Overbridges .. .. .	12,45,230	12,71,080
Public Lighting .. .. .	10,98,904	10,51,964
Building Regulations and other measures for securing the Public Safety .. .. .	74,313	1,03,555
Gardens and Open Spaces .. .. .	1,68,219	1,69,234
Miscellaneous .. .. .	6,71,595	6,93,695
Contribution to the City Improvement Trust .. .. .	23,02,180	22,92,678
Provident Fund Contribution .. .. .	2,39,211	2,17,010
Retrenchment Inquiry .. .. .	6,000	8,000
Loan Works Establishment .. .. .	2,26,438	1,58,335
Research Bureau .. .. .	371	2,476
Contribution from Revenue towards Bai Jerbai Wadia Hospital for children .. .. .	7,00,000	.....
Total Rs. ..	2,09,66,535	2,07,59,445
Surplus ..	.....	1,39,269
Total Rs. ..	2,09,66,535	2,08,98,714

#### IV.—Assessment and Collection of Revenue.

34. The rates of taxation except for water by meter measurement were the same as in the preceding year, i.e., General Tax (including Fire Tax)  $11\frac{1}{2}$  per cent. Water Tax  $3\frac{3}{4}$  per cent. and Ha'alkhore Tax 3 per cent. The rate per 1,000 gallons for meter measurement was raised from As. 8 to As. 10 in case of General and Domestic purposes, Gymkhanas, lawns and playgrounds and Municipal and Government properties, from As. 12 to As. 14 in case of Hotels, from As. 12 to Re. 1 in case of Race Course, from As. 14 to Re. 1 in case of the B. B. & C. I. Railway, while there was a reduction in the rate charged to the G. I. P. Railway from As. 14 to As. 10 per 1,000 gallons.

35 The total demand for the year was as follows :—

	Lakhs.
	Rs.
General Tax .. .. .	144.67
Water „ .. .. .	64.30
Halalkhore Tax .. .. .	34.71
	<hr/>
Total Rs. ..	243.68
	<hr/>
Corresponding figure for 1928-29 .. .. .	239.78

36. The total of all the taxes outstanding at the end of the year was Rs. 24,26,044 against Rs. 21,97,440 of the previous year, showing an increase of Rs. 2,28,604. This includes a sum of Rs. 5,20,981 due by the G. I. P. Railway Co., and of Rs. 5,97,714 due by the mills in the City. The Railway Co. have since paid the amount under the orders of the Railway Board. The amount due by the mills includes an amount of Rs. 5,51,273-10-0 being the amount of supplementary bills issued at the close of the year on account of the revision of the assessment of the mills. The recovery of these bills has been stayed pending disposal of the complaints against the revised assessments which are under investigation.

37. The number of properties registered in the Assessment Book at the end of the year was as under :—

Buildings ... .. .	36,096
Salt pans .. .. .	68
Lands including tanks, wells, etc. .. .. .	10,380

38. The rateable value of properties increased from Rs. 12.74 lakhs to 13.31 lakhs showing an increase of 57 lakhs against 17 lakhs in the previous year.

39. The total amount collected during the year on account of the tax on vehicles and animals was Rs. 7,72,455 against Rs. 6,78,020 in the preceding year.

#### TOWN DUTIES.

40. The rates of duties leviable during the year were the same as in the previous year. The gross collection from refundable Town Duties amounted to Rs. 28,98,772 against Rs. 30,22,766 in the previous year being less by Rs. 1,23,994, the decrease being mainly due to the less import of grain from places like Assam, Sind and Punjab due to the floods at those places. Refunds allowed in respect of goods exported amounted to Rs. 15,34,226 against Rs. 14,97,034 in the previous year showing an increase of Rs. 37,192 due to ordinary trade fluctuations. The net revenue therefore was Rs. 13,64,546 against Rs. 15,25,732 showing a decrease of Rs. 1,61,186.

41. The revenue derived from the non-refundable duty on cotton was Rs. 35,93,778, the Municipal share being Rs. 15,40,190 against Rs. 13,37,095 in the previous year.

42. The total revenue during the year was Rs. 29,04,736 against Rs. 28,62,827.

#### V.—Public Works.

##### MUNICIPAL BUILDING CONSTRUCTION.

43. The general conditions as regards building materials and labour were favourable during the year.

44. The following are among the important works completed during the year :—

- (1) Chawl for the unloading staff at Kurla Deonar.
- (2) Chawls for the Health Department labourers at Annesly Road.
- (3) School building at Foras Road.
- (4) Open air primary school building for Halalkhore children at Valpak-hady.
- (5) Extension of the primary school building at Memonwada Road.
- (6) Ward for cholera and Plague cases at the Arthur Road Hospital.
- (7) Renewal of the terraced roof of the Victoria and Albert Museum.

#### OVERBRIDGES.

45. Negotiations were carried on with the B. B. & C. I. Railway in connection with the rectification of defects in the surfacing of roads and footpaths of the DeLisle Road Overbridge before they could be taken over for maintenance. They have since been concluded and the bridge taken over. The Mahalaxmi overbridge was opened to traffic on 20th November 1929.

#### ROADS.

46. The work of excavating the Golanji hill to a width of 40 feet is in hand. Thirteen further properties were acquired in the Hornby Road Ballard Pier Scheme at a cost of Rs. 2,56,871. Seventeen buildings were demolished and a sum of Rs. 12,934 was realized by the sale of building materials. Fifteen plots were acquired in the Tulsi Pipe line scheme at a cost of about Rs. 5.9 lakhs. In view, however, of the location of the outfall for the sewerage of the North of the Island at Worli Point steps are being taken to denotify properties in the scheme in the interest of Municipal Finance.

#### MAHIM DEVELOPMENT SCHEMES.

47. Two roads from Cadell Road to Mahim Foreshore near E. D. Sassoon Dye Works were constructed. The whole road from Dadar overbridge to Portuguese Church Street has been constructed with the storm water drains and the surface has been asphalted throughout its entire length.

#### DRAINAGE.

48. Six works in connection with storm water drains, sewers, etc., were carried out by contract at a cost of Rs. 1,74,294. 112.32 miles of pipe sewers, 13.73 miles of main ovoid sewers and 21.84 miles of storm water drains were cleaned, the amount of silt removed being 4,023, 237, and 9,504 tons respectively. 3,038 tons of silt were removed from catchpits on main and pipe sewers. 10,398 privy seats were converted into Water Closets, on the full flushing system under the subvention scheme upto the close of the year. 179 sullage connections and 56 storm water connections were made.

## MUNICIPAL WORKSHOPS.

49. The bills preferred by the Workshops against departments during the year amounted to Rs. 3,41,140 against Rs. 3,51,637 in the previous year, there being a loss of Rs. 28,649 in the working of the shops due to the reduction in the Capital and Departmental works.

50. Ordinarily two electrically driven pumps dealt with sewage at the Love Grove Pumping station but during peak loads in the morning and evening the steam driven plant had to be brought into operation. During the monsoon both the steam and electric plant were in constant operation. The question regarding the installation of additional plant to ensure a free outlet for the sewage at all times is being considered.

51. The Screening Plant and Dredgers at the Love Grove Pumping Station were maintained in a good condition during the year but the inadequacy of the detritus chamber resulted in a considerable quantity of detritus passing through the pumps which caused excessive abrasion to the moving parts and wear on the chains, screen, etc. The chamber needs considerable enlargement. The flooding in the Warden Road Area will be eliminated when the new low level sewer in the district is completed. The compressors at Love Grove have worked over 30 years for 24 hours daily, and this plant cannot be relied on for many years longer. The demand made on this station will gradually diminish as the new drainage scheme is put in hand.

52. It has been found necessary to maintain high pressure at the ejector stations in order to convey the necessary amount of air through mains which are now too small to meet the demand made on them.

53. A complete inspection of Workshops and Factories coming within the purview of the Municipal Act was carried out. 691 applications for permits and licenses and 36 cases relating to smoke and other nuisances were disposed of.

## ROADS AND FOOTPATHS.

54. Action under Section 305 of the Municipal Act was taken in respect of 45 private streets and 7 private streets were declared public under Section 306 of the Act during the year. 33 roads and footpaths were taken over from the Bombay Improvement Trust and the Bombay Port Trust. 4,396.53 square yards of land were added to roads in different parts of the City as set backs.

55. The general improvement in the condition of road surfaces was maintained and good progress made in laying roads with permanent construction during the year.

56. No additional tram tracks were laid by the Bombay Electric Supply and Tramways Company.

## PUBLIC LIGHTING.

57. 6,839 gas lamps, 1,311 electric lamps, 248 incandescent kerosene oil lamps and 20 kerosene oil lamps were maintained during the year against 6,853, 1,241, 243 and 20 respectively in the previous year. The total cost of gas, electric, incandescent kerosene oil and kerosene lighting amounted to Rs. 6,24,951, Rs. 2,64,587, Rs. 87,957 and Rs. 846 respectively.

## PRIVATE BUILDINGS.

58. The number of applications received for the erection of new buildings and for alterations to existing buildings was 2,725 against 2,744 in the previous year. 980 summonses were issued against house owners under various sections of the Municipal Act. 936 notices were issued for the removal of unsafe structures of which 664 were complied with and 272 were pending at the close of the year. 12 buildings or portions thereof collapsed. In 8 cases there were no casualties but in the remaining four cases 14 persons were injured and 4 killed. Action was taken in 24 cases for the removal of huts of inflammable materials and in all these cases the requisitions were complied with. Applications were made to the Standing Committee for the removal of unauthorized works in 20 cases. One notice was issued to provide sufficient means of egress and it was pending at the close of the year.

## HEALTH CAMPS.

59. Three semi-permanent Health Camps comprising 62 rooms were maintained. No new Health Camps were erected during the year.

## WATER WORKS.

60. The total quantity of water received during the year from all sources, viz., Tansa, Vehar and Tulsi Lakes amounted to 27,437 million gallons or an average of 75.17 million gallons per day against 27,801 million gallons or an average of 76.16 million gallons per day in the previous year. The average daily supply per head for all purposes was 54.05 gallons against 54.80 gallons during the previous year.

61. The total rainfall at Tansa was 25 per cent. below the average of the preceding 5 years. The total rainfall at Vehar, Tulsi and Powai Lakes was below the average of the last five years by 22½, 22 and 19 per cent. respectively. Tansa and Tulsi Lakes did not overflow while Vehar and Powai overflowed during the year. This was the first year that the Tansa Lake failed to overflow since its construction in 1892. Owing to the deficiency of water in the Tansa Lake, the Vehar Lake which had not been used since 1925 was brought into use. The water from the Tulsi Lake was also drawn for supply to the City and Suburbs. No water was drawn from the Powai Lake for supply to the City or Suburbs during the year.

62. Satisfactory progress was made with the Survey of the Scheme for diverting a portion of the monsoon flood water of the Vaitarna River into the Tansa Lake to ensure the Lake being full even in years of deficient rainfall.

## GENERAL STORES.

63. The total value of general stores available for issue was Rs. 11,26,713 and that of stores issued Rs. 6,53,792 leaving in balance stores of the value of Rs. 4,72,921.

64. Stores amounting to Rs. 8.84 lakhs were purchased during the year from the Annual Contractors. Indian made articles were used in preference to foreign goods wherever possible. The total value of the Indian made articles purchased during the year amounted approximately to Rs. 5,75,000.

65. Articles of foreign make were purchased only in cases where articles of Indian make were not available or where the prices quoted for Indian made articles were much higher than those for foreign make or the quality of Indian made articles much inferior.



66. The market was easy and purchases were made at much lower rates than those of last year, the difference being about 6 per cent.

#### FIRE BRIGADE.

67. The number of calls received during the year was 447 of which 79 were false alarms against 445 and 103 during the preceding year. There were six calls to fallen buildings. The number of fires in the City was 277 against 238 in the previous year. Of these 174 were extinguished by the Brigade and 103 before their arrival. The total damage by fires amounted to Rs. 13,07,941 against Rs. 20,20,755 in the previous year.

68. The water supply was satisfactory and the attendance of the Water Department staff prompt.

69. As a result of fires, three persons were burnt to death, 6 received injuries to which they subsequently succumbed and 10 received minor injuries.

70. The total number of fire alarms installed is 152. 66 per cent. of the total number of calls were received through the system.

71. All the appliances were in good condition except one engine purchased 23 years ago.

72. On fourteen occasions Brigade appliances turned out to fallen buildings and other rescue operations. Five persons lost their lives and nine received slight injuries in the collapses to which the Brigade was called.

73. The popularity of the Motor Ambulance service has increased. There were 803 calls to accidents and 1,658 private hire calls against 728 and 1,513 respectively in the preceding year. The amount of fees received for hire purposes was Rs. 9,355 as against Rs. 8,800 in the previous year.

74. Mr. T. C. Greenop proceeded on leave on 1st April 1930 preparatory to retirement with effect from 1st January 1931. During his service of nearly 19 years he effected considerable improvement in the Brigade and maintained it in a very high state of efficiency.

#### PUBLIC GARDENS.

75. Ten public gardens, two bandstands and twenty-five public recreation and play grounds were maintained during the year. The number of visitors to the Victoria Gardens during the year was 1,943,912 against 2,321,244 in the previous year showing a decrease of 377,332 which was due to communal troubles, continued mill and railway strikes and other labour troubles in the City. The gardens were closed completely for eight days and partially for seven days in May 1929 as the Military Camp of the 9th Jath Regiment was stationed there during the riots. During the year, 134 Band performances and 21 concerts of Indian Music including two concerts of Marathi Ballads and Lyrical Songs were given at several places.

76. Our thanks are due to the Director and the staff of the Haffkine Institute for their assistance in *post mortem* and Bacteriological examinations and to the British India Steam Navigation and Peninsular and Oriental Companies and the Bombay, Baroda and Central India Railway for transporting plants and animals at concession rates.

## VICTORIA AND ALBERT MUSEUM.

77. The Museum was closed to the public from 1st February to 30th October 1929 as the work of renovating the roof was being carried out. The number of visitors during the remaining 130 days, was 4,80,927 giving a daily average of 3,700. Specimens of synthetic mother-of-pearl, tortoise shell and enamelledware were purchased during the year. Interesting specimens were also added to the agricultural section. Thanks are due to the various gentlemen who presented specimens, photos and books to the Museum.

## VI.—Public Health.

78. In accordance with the methods of calculation approved by Government the estimated population in the middle of the year 1929 was 1,298,708. The birth rates and death rates have been calculated on this figure.

79. The number of live-births during the year was 24,220 against 24,017 in the previous year. The birth rate per 1,000 persons was 18·6 against 18·5 in the preceding year.

80. The total deaths during the year numbered 26,555 being 757 less than in the previous year. The death rate per 1,000 persons was 20·4 against 21 in the previous year and was lower than the figure recorded for any year since 1872. On the basis of the census figure of 1921 without allowing for any increase in population the death rate per 1,000 was 22·5 as compared with 23·2 in the previous year.

81. The total mortality from plague, cholera and small-pox was 29,8 and 1,135 against 257,34 and 597 respectively during the preceding year. Small-pox was prevalent in the City throughout the year. The number of deaths from Tuberculosis was 1,520 against 1,764 in the previous year.

82. The mortality among infants was 7,225 against 7,468 in the previous year. The rate of infant mortality per 1,000 births was 298 as compared with the rate of 311 in the preceding year.

83. The usual measures for the reduction of infant mortality were taken during the year. Municipal nurses visited the localities and chawls inhabited by the poor and gave advice as to the care and upbringing of infants and did much useful work in diffusing elementary knowledge of the principles of Health and Hygiene to ignorant people. Ten nurses were employed in 1929. During the year they paid 37,948 visits to houses and chawls against 41,461 in the previous year and attended on 1,087 confinements against 1,370 in the previous year. The number of cases admitted to the four maternity homes during the year was 3,051 against 2,850 in the previous year. The number of cases confined in the homes was 2,751 against 2,597 in the previous year. The Maternity and Child Welfare Scheme of the Infant Welfare Society made much progress during the year.

84. The quantity of refuse dealt with by the Conservancy staff amounted to 766,891 cart loads against 792,139 in the preceding year.

85. During the year 71,621 night-soil and cesspool cart loads and 3,149,075 night-soil baskets were emptied at the several night-soil depots in the City against 86,501 and 3,704,995 in the previous year showing a decrease of 14,880 night-soil and cesspool cart loads and of 555,920 baskets. 8,246 water closets were substituted for basket privies as compared with 942 in the preceding year.

## LICENSES.

86. The total number of Licenses issued and the fees recovered during the year were 15,104 and Rs. 1,34,979 against 14,360 and Rs. 1,29,467 respectively during the preceding year. The loss of fees incidental to the disuse or demolition of old licensed places or their diversion to uses not requiring licenses amounted to Rs. 12,247 against Rs. 10,568 in the preceding year.

87. The question of granting licenses for manufacturing bidis (indigenous cigarettes) was finally decided by the Corporation during the year and 443 licenses for the trade were issued. Licenses were also issued for articles newly added to Schedule M by Act X of 1928 during the year.

88. The total revenue derived from the control of sky-signs and advertisements in the City amounted to Rs. 35,330 against Rs. 34,163 in the preceding year.

89. The total revenue derived, from licensing of hawkers and removal of encroachments, was Rs. 68,623. Four Criminal prosecutions for assaults were launched against hawkers and they all resulted in convictions.

## MARKETS.

90. The total revenue from Markets and Slaughter Houses amounted to Rs. 12,02,131 against Rs. 12,13,440 in the previous year. The position in respect of Gilder Tank Market for the first ten months of the year was the same as in the last year. Fish and Mutton have however been allowed to be sold in the market from 1st February 1930.

91. License fees amounting to Rs. 28,706 were recovered on account of private markets against Rs. 27,822 in the previous year. Out of 19 private markets two were closed before the end of the year.

92. The total quantity of unwholesome food destroyed amounted to 2,79,550 lbs. against 2,44,861 lbs. in the previous year. The quantity of contraband meat seized and destroyed was 5,874 lbs. against 4,156 lbs. in the previous year.

93. The number of buffaloes slaughtered at Bandra was 10,746, that of cows and bullocks 36,635 and of sheep and goats 8,97,793 against 10,471, 37,321 and 8,66,878 in the previous year. 4 buffaloes, 315 cows and bullocks and 11,521 sheep and goats were rejected. The number of pigs and piglings brought for slaughter at the Arthur Road Slaughter house was 1,780.

94. The fines inflicted by the Presidency Magistrates for infringement of the provisions of the Municipal Act and By-laws amounted to Rs. 807 against Rs. 729 in the previous year.

95. The Refrigerating plant in the Arthur Crawford Market worked satisfactorily.

THE KING EDWARD VII MEMORIAL HOSPITAL AND THE SETH GORDHANDAS  
SUNDERDAS MEDICAL COLLEGE.

96. The Hospital worked throughout the year in excess of the full complement of 334 beds. Owing to constant overcrowding in wards the scheduled strength of beds was increased from 334 to 354. 8,575 in-patients and 51,760 out-patients were treated during the year. The demand for more Hospital accommodation grows in spite of the addition of nearly a thousand beds in the City during the last five years. The total expenditure incurred on the maintenance of the Hospital was Rs. 4,96,747.

97. There were 232 regular students in the Seth G. S. M. College. The examination results were satisfactory. The total expenditure on the College and hostel was Rs. 2,23,241 and the revenue on account of fees, hostel rent, etc., was Rs. 60,729. Recognition has been accorded to certain tutorial and Resident Medical posts held at the College and the associated K. E. M. Hospital by the University of London for its examination for the degrees of M.D. and M.S. and by the conjoint Board, London, for their diplomas in Ophthalmology and in Ear, Nose and Throat. Enquiries into (1) the nutritive value of Indian Vegetable food stuffs, (2) the determination of Hæmoglobin in Health and in Anæmias common in Bombay and (3) causation of Maternal and Foetal Dystocia in India, were undertaken by the College staff from the grants allotted by the Indian Research Fund Association for carrying out such investigations. Investigations of certain Samples of medicines and drugs were also carried out by the College staff.

98. The progress made by the Hospital and College was substantial and reflects great credit on the Dean as well as the honorary and stipendiary staff.

#### EDUCATION.

99. The number of Municipal Schools fell from 341 to 326. The decrease is due to the closure of some and amalgamation of other poorly attended schools. The progress of education is represented by the increase in the number of pupils from 49,659 to 51,710. The number of teachers on the schedule decreased from 1,919 to 1,891, while the number of teachers actually working at the close of the year was 1,877. The proportion of pupils to teachers was thus about 28 to 1. The percentage of trained teachers to the total strength was 51.6.

100. The total expenditure amounted to Rs. 29,68,294 against Rs. 30,12,213 in the preceding year showing a net decrease of Rs. 43,919. The important decreases were in respect of salaries of teachers and rents of school premises which together amounted to Rs. 68,984, while the increases in other heads are too insignificant to need mention.

101. The expenditure on the Schools Committee's head office, paid from the General Fund, rose from Rs. 54,913 to Rs. 60,471.

102. The average expenditure per pupil during the year was Rs. 53.3 and if the Schools Committee's head office expenditure were taken into account, this average is increased to Rs. 54.5.

103. The number of Aided Schools increased from 176 to 180 in keeping with the rise in the number of pupils from 17,143 to 18,588. The total amount of grants paid to these schools was Rs. 1,91,270 against Rs. 1,81,210 in the preceding year.

104. There was no marked improvement in the progress of free and compulsory primary education in F and G Wards, as the disturbing factors like the mill strikes and the communal riots continued during the year. At the beginning of the year, out of 16,874 children of compulsory age, 12,778 attended schools while at the close of the year, out of a total number of 18,085 only 13,098 attended schools. The important feature of the year was the extension of compulsion to Moslem girls below the age of 10. Although this measure was brought into force during the latter eight months, the number of girls attending schools increased from 288 to 378.

105. The medical inspection of pupils revealed that among the newly examined cases, the general percentage of boys free from any disease was 50 and that of the girls was 48. Malnutrition and defects of teeth figure prominently among the diseases.

#### MUNICIPAL SERVANTS ACT.

106. No circumstances arose in any Department of the Municipality in which it was necessary to put into operation the provisions of the Municipal Servants Act.

A. R. DALAL,  
*Municipal Commissioner.*

# CHIEF ACCOUNTANT'S REPORT

FOR 1929-30.

## Contents.

	PAGES
Opening Remarks ... ..	19 to 21
Income ... ..	21 to 22
Octroi Duties ... ..	23
Revenue Expenditure (including Lapsed Grants and Savings) ... ..	23 to 27
Loan Works Expenditure ... ..	28 to 29
Loans Raised ... ..	29
Debt and Sinking Funds ... ..	29 to 30
Liabilities and Assets ... ..	30
Investments and Invested Balances ... ..	30 to 31
Special Funds ... ..	31
Water Works Income and Expenditure Account and Assets and Liabilities ... ..	31
Markets and Slaughter Houses Account ... ..	32
Suspense Accounts ... ..	32 to 34
Street Improvements ... ..	34
General Remarks ... ..	34 to 36
List of Appendices ... ..	37

# FINANCIAL.

Report of M. R. Tambe, Esq., Chief Accountant, for the financial year 1929-30 forwarded with his No. A.E./745/O. dated 20th August 1930 :—  
Annual Report.

I have the honour to submit my report on the accounts of the Municipality for the year 1929-30.

2. During the year under report, the rates of taxation were as shown below :—

Particulars.	Rates for 1929-30.	
General Tax ... ..	11 per cent.	
Fire Tax ... ..	1/2 " "	
Water Tax on value ... ..	3 1/2 " "	
Do. Meter Measurement.	Same as those of the previous year except in the following cases :—	
	Rates for 1928-29 per 1,000 gallons.	Rates for 1929-30 per 1,000 gallons.
	Rs. a. p.	Rs. a. p.
Properties beyond 500 feet from the main, General and Domestic, Gymkhanas, Lawns and Playgrounds, Municipal properties, Ghatkopar Salt Department Establishment, Government properties and Salt Pans.	0 8 0	0 10 0
G. I. P. Railway ... ..	0 14 0	0 10 0
Charitable properties ... ..	.....	0 10 0
Race Course ... ..	0 12 0	1 0 0
B. B. & C. I. Railway ... ..	0 14 0	1 0 0
Bandra Station and Bandra Marshalling Yard. ... ..	0 14 0	1 0 0
Halalkhore Tax ... ..	3 per cent.	

3. The Income and Expenditure for the year compares with the Original and Revised Estimates and the Actuals for the preceding year as follows :—

	1929-30.			Actuals for 1928-29.	Increase or Decrease in actuals as compared with		
	Budget	Revised	Actuals.		The Budget.	The Revised Estimates.	Previous year's Actuals.
Income ...	Rs. 3,33,03,966	Rs. 3,31,21,450	Rs. 3,31,40,098	Rs. 3,15,33,383	Rs. - 1,63,868	Rs. + 18,648	Rs. + 16,06,715
Expenditure	3,36,47,739	3,36,49,694	3,30,00,829	3,27,50,278	- 6,46,910	- 6,48,865	+ 2,50,551
	-3,43,773	- 5,28,244	+ 1,39,269	-12,16,895	...	...	...
			(Surplus).	(Deficit).			

4. The net unhypothecated Surplus Cash Balance on 31st March 1930 is as under:—

LIABILITIES.		ASSETS.	
	Rs.		Rs.
Reserve Stock ... ..	9,03,723	Surplus Revenue Fund, Appendix No. 2 of the Chief Accountant's Administration Report (1929-30) ..	76,52,991
Less—On account of Capital Stores ... ..	3,13,565		
	5,90,158		
<i>Plant and Machinery—</i>			
Advance upto 31st March 1930.	19,88,769		
Advance for levelling, metalling, etc., of private streets and for Bicycles and Motors, to Municipal employees ..	30,532		
Advance for expenditure on Capital Works .. .. .	7,68,664		
Advance for conversion of insanitary basket privies into water-closets by subsidising house owners .. .. .	5,65,600		
Minimum required by law ..	1,00,000		
Surplus Cash Balance .. ..	36,14,268		
	Rs. ..		Rs. ..
	76,52,991		76,52,991

5. The opening and closing Reserve Stores (including Capital Stores) Balances are as compared below:—

	1929-30.	1928-29.	Decrease.
	Rs.	Rs.	Rs.
Serviceable Stores ... ..	9,03,723	9,42,998	—39,275

6. The outstanding of rates, taxes and meter hire at the close of the year 1929-30 stood at Rs. 24,29,480 against Rs. 22,00,890 in the previous year, showing an increase of Rs. 2,28,590.

Outstanding at	General Tax.	Water Tax.	Halalkhore Tax.	Wheel Tax.	Meter Tax.	Total.
	Rs.	Rs.	Rs.	Rs.	Rs.	Rs.
31st March 1929 ... ..	10,46,534	8,47,908	2,23,134	79,865	3,449	22,00,890
Do. 1930 ... ..	17,17,141	3,72,773	2,85,219	50,911	3,436	24,29,480
	6,70,607	4,75,135	62,085	28,954	13	2,28,590
	Increase	Decrease	Increase	Decrease	Decrease	Increase.

The increase in the outstanding amounts need not, however, cause any alarm as this figure of Rs. 24,29,480 is made up of Rs. 4,49,200 due to the Government decision to pay contribution in lieu of General Tax for the year in arrears instead of in advance as hitherto and to Rs. 5,20,981 due from the G. I. P. Railway on account of the dispute to treat the Railway properties as Government properties. Both these amounts have since been recovered.

The amount outstanding on account of rates, taxes and meter hire at the close of each year during the last five years (including the year under report) was as under :—

Year.	Outstanding.	Net Demand.	Percentage of Outstanding to Net Demand.
	Rs.	Rs.	
1925-26	15,77,797	2,49,77,231	6.31
1926-27	13,45,427	2,60,93,298	5.15
1927-28	16,04,461	2,58,17,754	6.21
1928-29	22,00,890	2,59,90,599	8.47
1929-30	24,29,480	2,70,47,673	8.98

For a proper comparison of these percentages the Net demand and the outstanding should both be reduced by Rs. 4,49,200 payable by Government and when this is done the percentage for 1929-30 works out to 7.44.

The details of outstandings and the reasons therefor have been fully dealt with in the Assessor and Collector's Report.

7. The Loan liabilities at the beginning and at the end of the year were as under :—

Outstanding debt at 1st April 1929.	Loans raised during the year.	Repayment during the year.	Outstanding debt at 31st March 1930.
Rs.	Rs.	Rs.	Rs.
18,48,59,325	60,81,000	99,76,984	18,09,63,341

It is to be noted that Rs. 17,60,484 were repaid to Government on the basis of equated payments out of revenue, and that Rs. 82,16,500 were repaid to debenture holders partly out of Sinking Fund investments and partly by raising new loans.

The state of the Sinking Fund is shown below :—

Amount of Fund at 1st April 1929.	Interest realizations.	Sinking Fund Instalments.	Total.	Withdrawn for repayment.	Amount of the Fund at 31st March 1930.
Rs.	Rs.	Rs.	Rs.	Rs.	Rs.
2,99,12,167	13,36,065	14,13,551	3,26,61,783	23,20,000	3,03,41,783

In addition to this, Rs. 10,69,299 are held in Sinking Fund Investments Reserve Fund to make good the difference between the book and the market value.

As approved under Corporation Resolution No. 6114 of 12th September 1927, the book value of the securities other than the Municipal debentures held in Sinking Funds has been calculated at their cost price.

#### INCOME.

8. A detailed comparison between the Budget Estimates and the Actuals will be found in Appendix No. 3. The estimated Revenue for the year was Rs. 3,33,03,966 against which the Actuals amounted to Rs. 3,31,40,098, resulting in a decrease of Rs. 1,63,868.

The decreases are under General Tax (Rs. 3.49) due to Government having decided to pay the tax in arrears instead of in advance, Development Fund receipts (Rs. 4.85) owing to less realizations of sale proceeds of land in Development Schemes and contribution to Revenue on account of Loan Works Staff (Rs. .63). These decreases were set off by increases under Cotton Duty (Rs. 1.90) due to more imports. Interest and Profit on Investments (Rs. 1.22) on account of interest realised on larger balances in hand, Water Tax (Rs. 2.94) for receipt of arrears from the G. I. P. Railway on account of Water by Meter Measurements and Wheel Tax (Rs. 1.22) on account of more receipts from Private and Public Conveyances.

9. The position as regards our Income from General Tax, Water Tax and Halalkhore Tax will be seen from the sub-joined statement.



1929-30.	Amount.	Total.	Grand Total.	1928-29.	Amount.	Total.	Grand Total.
	Rs.	Rs.	Rs.		Rs.	Rs.	Rs.
1. General Tax (including Fire Tax) at 11½ per cent.—				1. General Tax (including Fire Tax) at 11½ per cent.—			
Total collections booked ... ..	1,32,87,520			Total collections booked ... ..	1,31,82,901		
<i>Less—</i>				<i>Less—</i>			
Recoveries for previous years ... ..	8,70,076			Recoveries for previous years ... ..	4,14,373		
	1,24,17,444				1,27,68,528		
<i>Add—</i>				<i>Add—</i>			
Outstandings for the year at the close of the year ... ..	16,23,608	1,40,41,052		Outstandings for the year at the close of the year ... ..	9,33,609	1,87,02,137	
2. Water Tax at 3¼ per cent. and water charges by measurement and at compounded rate—				2. Water Tax at 3¼ per cent. and water charges by measurement and at compounded rate—			
Total collections booked... ..	69,92,298			Total collections booked... ..	63,54,557		
<i>Less—</i>				<i>Less—</i>			
Recoveries for previous years ... ..	1,29,511			Recoveries for previous years ... ..	1,04,694		
	68,62,787				62,49,863		
<i>Add—</i>				<i>Add—</i>			
Outstandings for the year at the close of the year ... ..	2,05,029	71,67,816		Outstandings for the year at the close of the year ... ..	7,84,466	70,84,329	
3. Halalkhore Tax at 8 per cent. and for special service—				3. Halalkhore Tax at 8 per cent. and for special service—			
Total collections booked ... ..	33,37,083			Total collections booked... ..	32,10,243		
<i>Less—</i>				<i>Less—</i>			
Recoveries for previous years ... ..	1,39,514			Recoveries for previous years ... ..	95,207		
	31,97,569				31,15,036		
<i>Add—</i>				<i>Add—</i>			
Outstandings for the year at the close of the year ... ..	2,61,676	34,59,245	2,46,68,113	Outstandings for the year at the close of the year ... ..	1,95,184	33,10,320	2,40,46,686

Net demand on account of Property Taxes for 1929-30 ... .. Rs. 2,46,68,113\*  
*Deduct—* Do do do 1928-29 ... .. Rs. 2,40,46,686

Increase ... .. Rs. 6,21,427

\* This includes Rs. 4,49,200 due from Government as contribution in lieu of General Tax for 1929-30, payable in 1930-31 as per G. D. No. 5648/A of 16th February 1929.

## OCTROI DUTIES.

10. The various articles on which duty was levied at the time of import under the provisions of Section 192 (1) of the Municipal Act, the amount levied and refunds allowed thereon under Section 195 on their export are shown in Appendix No. 17.

The gross collections for the year were estimated at Rs. 30,00,000, the refunds at Rs. 16,00,000 and the net revenue at Rs. 14,00,000. The revenue collected and paid into the Municipal Treasury in the year amounted to Rs. 29,21,510 and after deducting the amount of Rs. 15,50,146 on account of refunds, the net receipts amounted to Rs. 13,71,364, showing a decrease of Rs. 1,75,312 as compared with the actuals of the previous year, viz., Rs. 15,46,676. This decrease is chiefly due to more refunds on sugar and less income under grain and pulse.

## COTTON DUTY.

11. Under Bombay Act XX of 1920, the net proceeds of the duty after deducting cost of collection are divisible between Government and the Municipality in the proportion of 4 to 3. The net total collections received from the two Railways and the Port Trust during the year under report amounted to Rs. 35,93,779 as against Rs. 31,19,889 of the previous year. Rs. 20,53,588 represent the share of Government and Rs. 15,40,191 that of the Municipality. There is thus an increase of Rs. 2,03,096 compared with the actuals of the previous year, viz., Rs. 13,37,095 (*vide* Appendix No. 18).

## REVENUE EXPENDITURE.

12. The final sanctioned grants amounted in the aggregate to Rs. 3,47,12,930 as follows:—

Budget grants ... ..	Rs.	3,36,47,739
Unexpended grants of previous years renewed for expenditure ... ..	„	8,22,231
Additional grants ... ..	„	2,42,960
		Final sanctioned grants ... Rs. 3,47,12,930

13. The transfers from one Budget head to another without in any way affecting the total Budget provision for the year amounted to Rs. 3,46,264.

14. In the following statement the final grants sanctioned from 1925-26 are compared with the savings year by year:—

Year.	Final grants sanctioned.	Grants to be renewed for expenditure in the following year.	Expenditure booked against final grants.	Savings on final grants sanctioned.
	Rs.	Rs.	Rs.	Rs.
1925-26 ...	3,43,55,940	15,68,726	2,90,87,636	36,99,578
1926-27 ...	3,36,17,858	6,68,083	3,01,62,656	27,87,119
1927-28 ...	3,37,32,677	6,39,035	3,14,45,875	16,48,767
1928-29 ...	3,50,12,603	8,28,858	3,27,50,278	14,33,467
1929-30 ...	3,47,12,930	4,99,110	3,30,00,829	12,12,991

15. The total lapsed grants estimated to be renewed in 1930-31 aggregate Rs. 4,99,110 against Rs. 8,28,858 in 1929-30 and the heads under which the renewals are required will be found in Appendix No. 4.

The more important renewals over Rs. 10,000 and the percentage of renewed grants to grants allotted are shown in the following table:—

Percentage of renewals to total sanctioned grants.	Departments and Service Heads.	Total Renewals.
		Rs.
5.20	I—General Supervision, Collection of Revenue, etc.—	
1.95	E—Miscellaneous charges	31,437
1.53	Debt charges	1,38,957
1.61	II—Water Works (including debt charges amounting to Rs. 73,726).	1,09,204
3.04	V—Public Health	15,407
1.18	VI—Medical Relief and Education	56,448
74	VII—Street Cleansing and Conservancy including Road Watering.	34,916
1.90	VIII—Roads and Overbridges	11,381
5.23	X—Drainage and Sewerage including Halalkhore Branch.	41,864
2.51	XIII—Gardens and Open Spaces	10,858
	XIV—Markets and Slaughter Houses	20,000

Against the figure of lapsed grants of Rs. 5,00,783 shown in the Revised Estimates, the actual figure on account of lapsed grants now works out at Rs. 4,99,110, showing a decrease of Rs. 1,673 over the former figure. This figure is made up of Rs. 2,15,036 on account of interest, etc., charges on Municipal debentures due but not paid up to the end of 1929-30 and the balance of Rs. 2,84,074 is intended for meeting liabilities incurred and to be incurred.

16. A detailed comparison between the actual expenditure during 1928-29 and 1929-30 will be found in Appendix No. 4.

The increases in expenditure aggregated Rs. 17,76,044 under certain heads and the decreases amounted to Rs. 15,25,493 in other heads giving a net increase of Rs. 2,50,551.

The following were the main factors contributing to the Increases and Decreases:—

Budget Head.	Amount of Increase.	Amount of Decrease.	REMARKS.
I. General Supervision—	Rs.	Rs.	
A. General Superintendence—			
(a) Corporation and Standing Committee .. .. .	.....	11,677	Mainly due to decrease under fees payable to members of the Standing Committee, now discontinued.
(b) Municipal Commissioner's Personal and General Office ...	.....	74,144	Increase of Rs. 10,001 under printing charges and decrease of Rs. 83,470 under election expenses on account of expenditure on General Election and preparing voters' list not being required to be incurred as in last year.
(c) Audit and Accounts .. .. .	17,135	.....	Due to grant of annual increments and to acting arrangements during the absence of Test Audit Officer on long leave.

Budget Head.	Amount of Increase.	Amount of Decrease.	Remarks.
	Rs.	Rs.	
<b>I. General Supervision—contd.</b>			
<b>B. Collection of Revenue—</b>			
(a) Property and Wheel Tax Establishment .. ..	27,689	.....	Due partly to annual increments and partly to arrears of increments for acting services.
(c) Town Duty Refund Branch.	6,682	.....	Mainly due to increments to staff.
E. Miscellaneous charges ..	61,896	.....	Mainly due to increased expenditure under law charges and under Pensions, Gratuities, etc.
F. Election Expenses .. ..	.....	33,559	Expenditure on preparation of Electoral Roll not being required to be incurred as in the previous year.
Debt charges .. ..	9,84,788	.....	Due to provision for the first time for interest charges on Development Loans as sanctioned under Corporation Resolution No. 5253 of 11th September 1928.
New Works .. ..	.....	6,014	Smaller number of new works executed.
<b>II. Water Works—</b>			
A. Establishment and Labour ..	14,107	.....	Due to increments and acting arrangements and more expenditure on labour.
B. Repairs and Maintenance ..	69,184	.....	Due to carrying out the work of removing one of the 57" steel main from across the Race Course and replacing it by 48" C. I. Pipes.
C. Meters .. ..	.....	6,786	Represents value of surplus stock of meters sent to S.K.
D. Miscellaneous .. ..	.....	8,219	Decrease under chlorinating the Bombay Water supply.
Debt charges .. ..	.....	50,393	Due to the repayment of 40 Lakhs Loans during 1929-30 and to the reduction in the rate of interest from 6½% to 5½% on the portion of 50 lakhs out of the second instalment of Rs. 75 lakhs out of 1½ crores loan from 1st April 1929.
New Works .. ..	.....	8,390	Smaller number of new works executed.
<b>III—Education—Primary—</b>			
A. Municipal Institutions .. ..	1,87,430	.....	Due to greater contribution required to be made to the Schools Committee.
<b>IV. Education—Secondary</b>			
A. Municipal Institutions .. ..	24,941	.....	Due to carrying out the work of special repairs to the terrace of the Victoria and Albert Museum.
<b>V. Public Health—</b>			
E. Malaria .. ..	8,217	.....	Increase under Establishment charges.

Budget Head.	Amount of Increase.	Amount of Decrease.	REMARKS.
	Rs.	Rs.	
<b>VI. Medical Relief and Education—</b>			
<b>A. Hospitals and Dispensaries—</b>			
<b>(a) Infectious Diseases Hospitals—</b>			
II. Arthur Road Hospital for Infectious Diseases ...	38,460	.....	Increase under Establishment, diets, clothing, stores and dead stock.
III. Maratha Hospital ...	7,164	.....	Increase under diets and special repairs.
<b>(b) Maternity Homes ...</b>	.....	6,097	Decrease under contingencies and special repairs.
<b>D. Grants-in-aid ...</b>	.....	22,180	Decrease mainly due to less expenditure on account of contribution to Beggars Relief Committee and to Peoples Free Hospital, to contribution to Bai Jerbai Wadia Hospital for Children having had to be paid from December 1929 and not from 1st April 1929 and to discontinuance of contributions to certain institutions.
<b>E. Anti-Tuberculosis Dispensary ...</b>	7,404	.....	Mainly under Turner Sanatorium.
<b>G. K. E. M. Hospital ...</b>	12,485	.....	Increase mainly under Medicines and diets due to increase in the number of patients.
<b>H. G. S. Medical College ...</b>	19,062	.....	Increase mainly under Establishment and stores and apparatus.
<b>New Works ...</b>	7,052	.....	Greater number of new works executed.
<b>VII. Street Cleansing and Conservancy—</b>			
<b>A. Street Cleansing and Conservancy—</b>			
<b>(b) Veterinary ...</b>	12,881	.....	Due to transfer of 38 beggars from Scavenging men and 2 women from Road Scraping.
<b>(c) Street Cleansing—</b>			
<b>(b) Road Scraping ...</b>	.....	29,929	Reduction in the strength of beggars.
<b>(d) Gully flushing ...</b>	.....	10,460	Reduced expenditure under Hose.
<b>(e) Removal of Town Refuse ...</b>	7,833	.....	Owing to discontinuance of electric motor lorries.
<b>(f) Miscellaneous ...</b>	7,156	.....	Increase under ground rent.
<b>B. Transport of Refuse, etc., to Deonar ...</b>	6,440	.....	Increase under Establishment and labour.
<b>C. Road Watering ...</b>	.....	30,088	Due to roads being treated with asphalt.
<b>New Works ...</b>	5,870	.....	Larger number of new works executed.
<b>VIII.—Roads and Overbridges—</b>			
<b>A. Roads, Overbridges and footpaths</b>	.....	53,018	Rs. Increases under :— Establishment ... Rs. 15,973 Extraordinary repairs ... 18,157 Renewal of Road surfaces ... 21,516 Repairs to Capital Roads ... 51,435 <u>1,07,081</u> Decreases under :— Repairs and Maintenance, Bituminous construction ... Rs. 63,093 Ordinary Repairs ... 90,210 <u>1,53,303</u>
<b>C. Cleansing and Repairing Port Trust Wharves and Roads ...</b>	40,610	.....	Rebate charge on account of maintenance of cotton depot, Mazagaon.

Budget Head	Amount of Increase.	Amount of Decrease.	REMARKS.
	Rs.	Rs.	
IX.—Public Lighting .. .. .	.....	46,304	Decrease of Rs. 33,643 under gas and electric lighting and of Rs. 14,040 under lighting Port Trust Wharves, etc.
X.—Drainage and Sewerage—			
A. Drainage and Sluices—			
(a) Miscellaneous Drainage...	68,358	.....	Increase under labour stores, repairs and on account of provision for staff for subvention scheme.
B. Pumping and Compressor Stations.			
(a) Inspection and Supervision.	.....	6,918	Moisty of M.E.'s salary charged to Workshops account.
(c) Pumping station, Love Grove.	.....	35,572	Decrease under fuel and extraordinary repairs.
(g) Compressor Station at Warden Road.	.....	5,995	Decrease in upkeep charges.
C. Halalkhore Branch—			
(a) Cleansing and Sanitation ...	.....	86,189	Decrease under labour charges on account of reductions due to subvention scheme.
(d) Miscellaneous... ..	20,870	.....	Increase under special repairs to buildings and structures and water supply.
New Works ... ..	.....	6,615	Smaller number of new works carried out.
XI.—Fire Brigade .. .. .	29,712	.....	Increases mainly under Establishment, repairs, rent and stock.
XII.—Building Regulations, etc.—			
B. Establishment for inspection and supervision of private buildings.	8,485	.....	Increments to staff.
XIII.—Gardens and Open Spaces—			
A. Gardens ... ..	8,463	.....	Increase mainly under Victoria Gardens repairs and Maintenance.
B. New Gardens, etc. ... ..	.....	7,916	Decrease under laying out and fitting up recreation grounds.
XIV.—Markets and Slaughter Houses—			
(b) Municipal Markets ... ..	.....	19,273	Decrease under special repairs.
(c) Slaughter Houses ... ..	7,308	.....	Increase under special repairs.
(d) Meat carriage ... ..	5,665	.....	Increase under running expenses and repairs and maintenance.
Debt charges... ..	.....	33,910	Due to the repayment of loan of Rs. 10,03,500 during 1928-29 and to the reduction of rate of interest from 6½ per cent. to 5½ per cent. on the portion of Rs. 115 lakhs out of Rs. 140 lakhs loan from 1st April 1929.
New Works ... ..	5,739	.....	Larger number of new works executed.
XVI.—Contribution to the City Improvement Trust.	.....	9,602	Due to less realization of the General Tax.
XVII.—Contribution to Provident Fund by the Municipal Corporation.	.....	22,201	The expenditure for the previous year included arrears of contribution.
XVIII.—Loan Works Establishment ..	.....	1,23,618	Due to retrenchment in Loan Works staff.
XX.—Contribution from Revenue towards Bai Jerbai Wadia Hospital for children.....	.....	7,00,000	The full contribution agreed to be made was charged in the accounts for 1928-29.

## EXPENDITURE ON CAPITAL WORKS.

## Appendix No. 8.

17. The following statement shows the figures of the expenditure as per Revised Estimates and the Actuals under the Major Heads :—

	Revised Estimates.	Actuals.
<b>LOAN WORKS.</b>		
	Rs.	Rs.
I. General Superintendence, Collection of Revenue, &c. ...	.....	Cr. 450
II. Water Works Ordinary ...	1,70,198	1,28,993
Tansa Triplication ...	91,000	47,044
III. Education—Primary ...	1,29,358	1,05,314
V. Public Health ...	8,354	957
VI. Medical Relief and Education ...	4,10,541	3,65,745
VII. Street Cleansing and Conservancy ...	1,27,749	85,827
VIII. Roads and Overbridges ...	13,96,576	10,04,332
X. Drainage and Sewerage ...	9,79,424	6,55,073
XI. Fire Brigade ...	6,900	3,148
XIII. Gardens and Open spaces ...	7,710	1,928
XIV. Markets and Slaughter Houses	45,715	27,130
Discount and other charges on the Loan of Rs. 37 Lakhs ...	1,73,300	1,70,990
Total Rs. ... (a)	55,44,823	25,91,019
Development Works ... (b)	8,37,524	3,49,886
Trust Funds ... (c)	4,000	2,273
Total (a), (b) and (c)...	43,86,347	29,43,178*
Worn out Water Mains Renewal Fund ...	25,869	24,017
Land and Buildings Fund ...	9,656	5,974
Subvention granted for conversion of privies into water closets, out of Surplus Cash Balance pending raising of a loan ..	9,49,600	4,75,200

18. The following statement contrasts the expenditure on Capital Works with the Original and the Revised Estimates during the last five years :—

Year.	Loan and Development Funds and Trust Fund.			Percentage by which Actuals fell short of Budget Estimates.	Percentage by which Actuals fell short of Revised Estimates.
	Budget Estimates.	Revised Estimates.	Actuals.		
	Rs.	Rs.	Rs.		
1925-26	1,35,26,059	2,25,16,585	1,62,35,789	12	28
1926-27	1,39,92,789	1,49,85,818	1,11,01,592	20	26
1927-28	93,44,033	1,02,37,849	71,69,061	23	30
1928-29	71,37,728	53,09,929	54,27,075	24	26
1929-30	43,68,116	43,86,347	29,43,178	28	33

The original demand made by the Heads of Departments for the purpose of the Revised Estimates was for Rs. 54,25,000 but it was cut down by the Commissioner to Rs. 49,96,000. The Commissioner's estimate was further cut down by the Standing Committee and the Corporation to Rs. 43,86,000. The actual expenditure was less than this estimate by 33 per cent. as shown above. These large variations between Revised Estimates and Actuals of Capital expenditure under several service heads are adversely commented upon every year but such comments seem to have no effect in overcoming the optimism of the Heads of Departments as regards their ability to spend the amounts provided even when these are much less than their own demands. The year under report is worst in this respect.

\* Out of this, expenditure to the extent of Rs. 7,63,665 has been met out of Surplus Cash Balance.

19. The opening balance on account of Loan and Development Funds excluding Trust Funds on 1st April 1929 stood at Rs. 18,42,486. According to the Budget Estimates for 1929-30 a loan of Rs. 37 lakhs was to be raised for financing the capital expenditure. The amount actually raised however in respect of this loan amounted to Rs. 26,21,500. This was further augmented by the transfer of Rs. 1,96,579 from the Land and Buildings Fund for meeting interest charges on loans raised for Development Schemes and by the receipt of Rs. 4,75,200 advanced from Surplus Cash Balance pending raising of a loan for giving subvention for the conversion of privies into water-closets. The funds available thus amounted to Rs. 51,35,765. Out of this, a sum of Rs. 24,83,325 out of the loan of Rs. 37 lakhs has been temporarily diverted for the repayment of the Rs. 40 lakhs and Rs. 39.94 lakhs loans which matured for repayment during the year, as the amount actually raised in respect of two other loans required for the repayment of previous loans was not sufficient, the expenditure on Capital Works being financed temporarily out of Surplus Cash Balance as sanctioned under Corporation Resolution No. 6631 of 24th October 1929. After the diversion of Rs. 24,83,325 the balance left was Rs. 26,52,440 against which the actual expenditure incurred amounted to Rs. 34,16,105 as under as shown in para. 17 above:—

	Rs.
On Loan Works	25,91,019
„ Development Works	3,49,886
„ Subvention Scheme	4,75,200
	Rs. 34,16,105

The excess expenditure came to Rs. 7,63,665 which was met by a temporary advance from Surplus Cash Balance as sanctioned by the Corporation. The unspent balance out of the Trust Fund stood at Rs. 52,615.

#### *Loans.*

20. During the year under report two six per cent. loans of Rs. 39.94 lakhs and Rs. 40 lakhs fell due for repayment on 1st August and 19th December 1929 respectively. The total amount available on 1st August 1929 for repaying 6 per cent. 39.94 lakhs loan was Rs. 11.94 lakhs and it was proposed to repay the balance by means of a new 5 per cent. loan of Rs. 28 lakhs. Similarly the total accumulations in Sinking Fund of the loan of Rs. 40 lakhs raised in 1919 amounted to Rs. 8.57 lakhs on 19th December 1929 and it was proposed to raise a new loan of Rs. 31.43 lakhs at 5 per cent. interest to repay the outstanding balance. In addition to this a loan of Rs. 37 lakhs was proposed to be raised for financing the Capital expenditure during the year. Tenders of the face value of Rs. 132 lakhs were received in August for the three loans aggregating Rs. 96.43 lakhs and tenders at 87 and over were accepted, the average rate being Rs. 87-14-0 per cent. The amounts actually raised in respect of these loans were Rs. 8,45,500, Rs. 26,14,000 and Rs. 26,21,500 face value, respectively. Rs. 53.43 lakhs were realised by the acceptance of tenders and were utilised with the sanction of the Standing Committee and the Corporation for the repayment of the two loans due on 1st August and 19th December 1929 aggregating Rs. 59.43, the deficit of Rs. 6 lakhs being paid out of the Net Premia Fund. The Surplus Cash Balance was availed of for financing the Capital expenditure till the end of the year as the cash realised by the raising of 37 lakhs loan was temporarily diverted for repayment of loans due.

The amount raised in respect of Rs. 37 lakhs loan but diverted for the repayment of the loans of Rs. 28 lakhs and Rs. 31.43 lakhs has been included in the amount of the new loan to be raised this year, i.e., 1930-31.

The total amount paid in discharge of Municipal debt during the year under report amounted to Rs. 99,76,984 as per details given in column 7 of Appendix No. 11.

21. Following the classification made by Sir Vishvesvaraya of all the Loan Works under three distinctive groups for the purpose of appraising the distinctive character and value



to the City in relation to the outlay, the allocation of outstanding debt as at 31st March 1930 and the debt charges involved will be seen from the following:—

Particulars of City Service.	Amount of Loan outstanding on 31st March 1930.	Debt Interest.	Interest accrued but not paid.	Sinking Fund and repayments.	Bank's Commission and Miscellaneous Loan charges.	Total Debt charges.
	Rs.	Rs.	Rs.	Rs.	Rs.	Rs.
General Service..	9,53,50,713	51,33,086	45,230	18,42,688	21,467	70,42,471
Self-Supporting service—						
Water Works ...	8,12,21,495	43,97,071	5,446	12,47,727	12,855	56,63,099
Markets and Slaughter Houses ...	43,91,132	2,45,103	.....	83,620	274	3,28,997
Total Rs. ...	8,56,12,627	46,42,174	5,446	13,31,347	13,129	59,92,096
Grand Total Rs.	18,09,63,340	97,75,260	50,676	31,74,035	34,596	1,30,34,567

#### SINKING FUNDS.

22. From Appendix No. 10 it will be seen that taking the securities at book value, *viz.*, Rs. 3,03,41,783 and including interest accrued of Rs. 4,33,186 the invested balance of the Sinking Funds on 31st March 1930 amounted to Rs. 3,07,74,969. Valuing the Municipal debentures at par, the market value of Sinking Fund investments held on 31st March 1930 comes to Rs. 2,94,86,029. The amount of interest accrued upto 31st March 1930 is Rs. 4,33,186 and cash with the Imperial Bank of India is Rs. 481. The total amount of Sinking Fund Investments so valued comes to Rs. 2,99,19,696 against Rs. 3,08,38,033 the amount to which the Sinking Funds should have accumulated upto 31st March 1930. The Sinking Funds Investments thus fall short of the actual requirements by Rs. 9,18,337. In accordance with Corporation Resolution No. 202 of 11th April 1927 this deficit has been made good by holding the securities of the face value of Rs. 12,00,700 having a market value of Rs. 9,30,120 *plus* cash of Rs. 267 in the Sinking Funds Investment Reserve Fund Account.

#### LIABILITIES AND ASSETS.

##### Appendices Nos. 5 & 7.

23. It will be seen that the gross revenue liabilities of the Corporation stood at Rs. 1,55,85,683 the assets being Rs. 2,32,38,674. The difference of Rs. 76,52,991 represents the Surplus Revenue Funds as shown in Appendix No. 2.

24. The gross Capital liabilities of the Corporation including the balances available on account of Land and Buildings Fund, Trust Fund and Worn-out Water Mains Renewal Fund stood at Rs. 18,28,54,269 at the close of the year under report and the assets at Rs. 27,91,21,661 resulting in a surplus of Rs. 9,62,67,392 the details of which are shown in Appendix No. 7.

##### Investments and Invested Balances.

25. The total sum of investment and re-investment excluding Sinking and Special Funds during the year aggregated Rs. 17,24,83,599.

	Amount.	Number of Days.
	Rs.	
(1) Current Account Deposits ...	1,09,83,599	29.31
(2) Fixed Deposits ...	1,29,50,000	74.28
(3) Deposits at Call and at 7 days' notice ...	14,85,50,000	5.64
Total Rs. ...	17,24,83,599	

The interest earned during the year amounted to Rs. 5,47,170. The details of Rs. 5,47,170 are as follows :—

	Rs.
(1) On Current account deposits at a rate between 2 per cent. and 3 per cent. ... ..	21,472
(2) On Fixed deposits ... ..	99,732
(3) On Deposits at Call.. ..	1,21,737
	2,42,941
(4) On Investments in Government and other securities ...	3,04,229
Total ... ..	5,47,170

The average rate of interest on current account deposits was 2.43 per cent. same as in the preceding year. The average rate of interest on fixed deposits was 3.78 per cent. against 4.95 per cent. in the preceding year and on deposits at call was 5.29 per cent. against 5.70 per cent. in the preceding year. The rate realised for fixed deposits ranged from  $2\frac{1}{2}$  per cent. to  $6\frac{1}{2}$  per cent. and on deposits at call from 2 per cent. to  $7\frac{1}{2}$  per cent. The maximum rates realised in the preceding year were  $6\frac{1}{2}$  per cent. on fixed deposits and  $7\frac{1}{2}$  per cent. on deposits at call.

The average rate of interest on all deposits was 4.18 per cent. as against 4.87 per cent. in the preceding year.

#### SPECIAL FUNDS.

*Appendices Nos. 6 and 16.*

26. The opening and closing balances to the credit of the different special funds, the additions made thereto and the withdrawals made therefrom during the year are shown in Appendix No. 6. The details of the different investments and the current market value are shown in Appendix No. 16 while Appendices Nos. 5 and 7 contain the total amount of paper held in each fund and the cash balance to its credit in the Imperial Bank of India.

#### WATER WORKS ACCOUNT.

*Appendix No. 12.*

#### INCOME AND EXPENDITURE ACCOUNT.

27. The following statement shows the Income and the Expenditure for the year as contrasted with the original estimates and the figures for the preceding year :—

	1929-30.		Actuals for 1928-29.	Increase or Decrease as compared with	
	Budget	Actuals		The Budget,	The previous year's actuals.
	Rs.	Rs.	Rs.	Rs.	Rs.
Income ...	66,98,145	69,92,298	64,44,763	+ 2,94,153	+ 5,47,535
Expenditure...	69,39,613	68,60,963	68,46,601	- 78,650	+ 14,362
	- 2,41,468	+ 1,31,335	- 4,01,838	.....	.....

*Appendix No. 13.*

#### ASSETS AND LIABILITIES.

28. The liabilities at the close of the year stood at Rs. 9,21,92,710 and the assets aggregated Rs. 10,63,79,682. The excess of assets over liabilities thus amounted to Rs. 1,41,86,972.

## MARKETS AND SLAUGHTER HOUSES ACCOUNT.

*Appendix No. 13 A.*

## INCOME AND EXPENDITURE ACCOUNT.

29. The following statement shows the Income and Expenditure for the year as contrasted with the Original Estimates and the figures for the preceding year:—

	1929-30.		Actuals for 1928-29.	Increase or Decrease as compared with	
	Budget.	Actuals.		The Budget.	The previous year's actuals.
	Rs.	Rs.	Rs.	Rs.	Rs.
Income ..	11,95,000	12,03,809	12,07,276	+ 8,809	— 3,467
Expenditure ...	7,64,186	7,45,730	7,79,004	— 18,456	— 33,274
	+4,30,814	+4,58,079	+4,28,272	...	.....

## SUSPENSE ACCOUNTS.

## WORKSHOPS.

*Appendix No. 14.*

30. A reference to the Income and Expenditure Account which appears in this appendix will show that the value of the departmental works carried out during the year was Rs. 3,41,972, a decrease over 1928-29 of Rs. 14,343. Steps were taken during the year for securing effective control over the labour staff, which has resulted in the reduction of 80 artizans and labourers.

The expenditure on maintenance and repairs of the shops machinery and buildings has decreased by Rs. 1,867, but expenditure on salaries, office expenses and general charges has increased by Rs. 15,189. This is mainly due to one-half of the salary and allowances of the Mechanical Engineer being, for the first time, debited to the Workshops in this year and also to the acting allowances granted consequent upon the leave of the Mechanical Engineer. Certain retrenchments have been effected in the supervising staff full effect of which will appear in the accounts for 1930-31. The whole question of the administration of the Workshops is being reviewed by the Engineering and Land Acquisition Sub-Committee of the Standing Committee and pending their decision it has been decided to hold over the question of revising the percentage charge to cover the cost of supervision, etc.

The amount realised from the sales of waste and unserviceable materials has increased from Rs. 1,299 to Rs. 3,570.

## ADVANCES RECOVERABLE.

*Appendix No. 14 B.*

31. It will be seen that the amount of advances recoverable stood on 31st March 1930 at Rs. 15,97,359 against the opening balance of Rs. 5,12,620 exclusive of Rs. 1,77,702 on

account of advances made for financing the expenditure on levelling, metalling of Private Streets out of the Plant and Machinery Depreciation Fund. These heavy outstandings of Rs. 15,97,359 are made up of Rs. 7,63,665 on account of advance for meeting expenditure on Capital Works pending raising of a loan, Rs. 5,65,600 on account of advance for conversion of insanitary basket privies into water closets pending adjustment against a loan to be raised and the balance of Rs. 2,68,094 for other recoverable advances show a considerable reduction in the amount outstanding at the beginning of the year.

#### DEPOSITS.

##### *Appendix No. 14 C.*

32. The opening balances on 1st April 1929 stood at Rs. 21,20,689. The receipts during the year amounted to Rs. 29,49,208 and the payments to Rs. 31,81,466. The closing balances aggregated to Rs. 18,88,431 resulting in a decrease of Rs. 2,32,258 as compared with the previous year. There were decreases of Rs. 2,77,850 under Other Cash Deposits and Rs. 73,300 under Paper Deposits counter-balanced by increases mainly under Cash Deposits from tenderers of Rs. 34,993 and under Paper Deposits kept in office of Rs. 46,800.

#### RESERVE STOCK.

33. The receipts of General Stores during the year as per my books aggregated Rs. 5,98,126 and the issues Rs. 6,10,820 thus resulting in a decrease of Rs. 12,694 in the balance of current stores.

34. As reported in the Administration Report for 1928-29 the verification of the reserve stock is now entrusted to the permanent Stock verifier who works under the general instructions of the Test Audit Officer. The verification of the reserve stock for the year 1929-30 was commenced in September 1929. The Central and Sub-Stores were completed by the end of December. The Line Suspense Account of the Water Department was verified in March and April 1930. The verification sheets of the Central and Sub-Stores were subjected to a critical examination by the Test Audit Officer and explanations for all major discrepancies were obtained. The book adjustments were held in abeyance pending the result of this examination and will appear in the accounts for 1930-31.

#### DEPARTMENTAL STOCK VERIFICATION.

The first regular verification of all plant, machinery, live stock, dead stock, and consumable stores in the custody of the several departments was continued during the year, the remaining departments, as under, being dealt with.

- (a) Road Branch Crusher Plants.
- (b) Kurla Deonar Railway and Reclamation.
- (c) Development Department.
- (d) Mechanical Transport.
- (e) Health Department Ward Offices
- (f) Victoria Gardens.
- (g) Markets Department.
- (h) Encroachment Branch.
- (i) Assessment Ward Offices.
- (j) Water Department Depots and offices in Bombay.
- (k) Water Department outside Bombay-Mandola and Kasheli Divisions.
- (l) Municipal Head Office.
- (m) Drainage Department Depots and Offices.
- (n) Victoria and Albert Museum.
- (o) Central and Sub-Stores.

As stated in the previous Administration Report, it was generally found that the records of furniture and dead stock were defective, and that the records of consumable stores were maintained though not as complete as they ought to be. All these defects were remedied by the Stock Verifier and it may now be taken that better control is being exercised over the receipts and issues of all the several kinds of stock throughout all departments.

35. The balances of General, *i.e.*, current serviceable stores in charge of the Storekeeper are compared below for the last five years:—

						Rs.
Balance at the close of	1925-26	...	...	...	...	5,55,438
Do.	do.	1926-27	...	...	...	5,33,715
Do.	do	1927-28	...	...	...	4,64,508
Do	do	1928-29	...	...	...	4,87,922
Do.	do.	1929-30	...	...	...	4,75,227

*Capital Stores.*

The receipts of Capital Stores aggregated Rs. 1,80,460 and the issues Rs. 2,06,143 thus resulting in a decrease of Rs. 25,683 in the balance of Capital Stores.

36. The balances of Reserve Stock in hand in all departments at the close of the year as per the General Books of this office amounted to Rs. 9,03,723 against Rs. 9,42,998 at the close of the preceding year showing a decrease of Rs. 39,275 as per Appendix No. 14 D.

*Street Improvements.*

37. The provision made in the Revised Loan Works Budget for meeting claims on account of acquisition of set-backs was Rs. 5,00,000, the expenditure being Rs. 3,77,414.

After deducting all ascertained time-barred claims, the undischarged commitments upto 30th June 1930 in regard to set-backs already acquired and sanctioned to be acquired amounted to Rs. 11,94,320 against which we have funds aggregating Rs. 5,41,142 as under:—

				Rs.
Unexpended balance in the provision for 1929-30 renewed for	expenditure during 1930-31—Loan Funds	...	...	1,22,586
Provision during 1930-31 from Loan Funds		...	...	5,00,000
				<hr/>
				6,22,586
Deduct—Expenditure upto 30th June 1930		...	...	81,444
				<hr/>
Balance available Rs.				5,41,142
				<hr/>

The excess of liabilities over funds available on 30th June 1930 thus amounts to Rs. 6,53,178. In addition to this, further liabilities may be expected on account of further acquisition of set-backs that will be sanctioned during the remainder of the year 1930-31.

*General Remarks.*

38. In the Budget estimates for the year, the total income was estimated at Rs. 3,33,03,966 and the total expenditure at Rs. 3,36,47,739. The budgetted deficit for

the year was thus estimated at Rs. 3,43,773. The actual income realised for the year was Rs. 3,31,40,098 and the total expenditure aggregated Rs. 3,30,00,829 showing a surplus of Rs. 1,39,269. These figures do not lend themselves for a proper comparison with the corresponding figures for the previous year. The comparison is rendered difficult by the fact that in 1929-30 Government decided to pay their contribution in lieu of General Tax in arrears instead of in advance and consequently a sum of Rs. 4,49,200 which would have been otherwise received in 1929-30 was received in 1930-31. Further on account of the dispute with the G.I.P. Railway the amount of taxes due from them for 1928-29 was received in 1929-30 and 1930-31 and that for the year 1929-30 was received partly in that year and partly in 1930-31. As far as the expenditure is concerned the figure for 1928-29 is more than the normal expenditure by Rs. 7 lakhs on account of the contribution of that amount from Revenue as the Municipal share towards the capital cost of constructing the Bai Jerbai Wadia Hospital for children. On the other hand the expenditure for 1929-30 which is shown at Rs. 3,30,00,829 is really more by Rs. 1,71,628 as the amount of Rs. 1,71,628 received from the Schools Committee was credited to the expenditure head of 'Primary Education Payment to Schools Committee'. This amount represented the difference between the actual and budgetted opening balance for that year and it was required to be refunded by the Schools Committee to the General Funds under Corporation Resolution No. 7666, dated 28th November 1929. If therefore the actual figures of income and expenditure for the years 1928-29 and 1929-30 were suitably modified so as to bring out the figures to what they would have been in ordinary circumstances they would stand as under :-

	1928-29.	1929-30.
	Rs.	Rs.
Income .. .. .	3,23,68,917	3,32,61,142
Expenditure .. .. .	3,20,50,278	3,31,72,457
Surplus .. .. .	3,18,639	88,685

as against the actual deficit of Rs. 12,16,895 for 1928-29 and the actual surplus of Rs. 1,39,269 for 1929-30. It will be seen that according to the figures adjusted as above the expenditure for 1929-30 is more than that for 1928-29 by Rs. 11,22,179. This increase is accounted for to the extent of Rs. 9,84,763 by the increase in debt charges due to such charges on the Development Loans having been provided for the first time out of revenue. The balance of the increase is more than accounted for by the increase in the cost of primary education.

Previous to 1929-30 the sale proceeds of surplus land and rent, &c., receipts in respect of Development Schemes were taken credit for in the Loan Works Budget, the interest charges on loans raised for these being paid out of the Development Fund which had to be supplemented on this account by an advance from the Land and Buildings Fund. No provision was made for sinking fund as it was intended to pay the loans by means of sale proceeds of surplus land in the Development Schemes. As this did not materialise to the extent as at first anticipated it was considered advisable to provide from Revenue for the interest and sinking fund charges on these loans and to credit to Revenue whatever sale proceeds of land as well as rent of buildings acquired in the Development Scheme were received. In the budget for 1929-30 the income from these sources was estimated at Rs. 13,50,000 of which Rs. 10,00,000 were on account of sale proceeds of surplus land. The latter estimate was merely hypothetical with the result that the actual receipts were less by Rs. 4,84,900. The interest and sinking fund charges paid during the year out of revenue on account of loans raised for Development Schemes amounted to Rs. 15,78,594 and the total receipts credited to Revenue in respect of these Schemes aggregated Rs. 8,65,096. It will thus be seen that the burden on revenue on account of Development Schemes during the year amounted to Rs. 7,13,498. During the year an amount of Rs. 39,94,000 outstanding in respect of 50 lakhs loan raised for the purpose of Development Schemes became due for payment on 1st August 1929. It was also considered advisable to repay 1929-29 loan of Rs. 40 lakhs by exercising the option of payment reserved according to the terms of the debentures. The amount provided by way of sinking fund in respect of these two loans was less than the amount required for repayment

and the balance had therefore to be found by means of raising new loans. According to the Loan Works Budget a sum of Rs 37 lakhs was required for financing the capital expenditure during 1929-30 and the total amount of Rs. 96.43 lakhs was thus required to be raised from the public. The response was not satisfactory and the amount subscribed amounted to Rs. 60.81 lakhs. On account of the depression in trade, the financial condition of the public is far from satisfactory and it is becoming more and more difficult to raise loans on reasonable terms. It is therefore very necessary to limit the capital expenditure to absolute minimum. In this connection I may draw the attention of the respective authorities to the difference between the actual expenditure on Loan Works and the amount provided in the Budget. The demands made by Heads of Departments have been, year after year, far in excess of the actual expenditure and in spite of the cuts made by the Commissioner and the Standing Committee, the provisions made continue to be in excess of our requirements and the year 1929-30 has proved to be the worst of its kind, the actual expenditure being less than the revised estimates by 33 per cent. Excessive estimates mean larger loans and consequent loss in interest. Some effective remedy must therefore be found to reduce the percentage of such variations so as not to exceed 10 per cent.

I have the honour to be,

Sir,

Your most obedient servant,

M. R. TAMBE,

Chief Accountant.

*Appendices.*

- No. 1.—General Financial Statistics.
- No. 2.—Statement of Surplus Revenue Fund.
- No. 3.—Statement showing the Income realised during 1929-30, as compared with estimates for the year as also with the actuals for the preceding year.
- No. 4.—Statement showing the Expenditure during 1929-30, as compared with the Revised Estimates and the Actuals for the preceding year.
- No. 5.—Balance Sheet (Revenue) as at 31st March 1930.
- No. 6.—Statement of Special Funds for 1929-30.
- No. 6A.—Statement showing details of Development Fund Receipts and Expenditure upto 31st March 1930.
- No. 6B.—Statement showing details of allocation of interest paid on Development Loans.
- No. 7.—Balance Sheet (Capital Funds) as at 31st March 1930.
- No. 8.—Block Account, showing details of Capital Expenditure upto 31st March 1930.
- No. 9.—Statement showing (1) outstanding Municipal Loans; (2) the expenditure incurred against each of them, (3) the amounts withdrawn temporarily from their unexpended balances to meet the cost of new works, etc., and (4) invested balances of the loans on 31st March 1930.
- No. 10.—Statement showing the actual investment on account of the Sinking Fund of different loans upto 31st March 1930 compared with the amounts which should have accumulated upto that date on the basis of the fixed instalments and the sums set aside as Sinking Fund as at 31st March 1930.
- No. 11.—Statement showing outstanding loans due by the Municipality, the interest outstanding on 1st April 1929 on the different loans, the amounts payable for the year 1929-30, the amounts paid by the Imperial Bank of India and office during that year and the balances outstanding on 31st March 1930.
- No. 12.—Water Works, Income and Expenditure Account, including statement of income realisations for 1929-30, and preceding five years from water supply through meters.
- No. 13.—Water Works Assets and Liabilities.
- No. 13A.—Markets and Slaughter House: Income and Expenditure Account for 1929-30.
- No. 14.—Municipal Workshops Income and Expenditure for the year 1929-30.
- No. 14A.—Municipal Workshops Balance Sheet as at 31st March 1930.
- No. 14B.—Statement of Advance Accounts for 1929-30.
- No. 14C.—Statement of Deposit Accounts for 1929-30.
- No. 14D.—Statement of Reserve Stores Stock Accounts for 1929-30.
- No. 15.—Statement of amounts of receipts and disbursements respectively credited and debited to the Municipal Fund during the year 1929-30 and the balance at the credit of the Fund at the close of the year 1929-30 (i.e., 31st March 1930).
- No. 16.—Comparison of Face, Purchase and Market Values at 31st March 1930 of the different securities held in the Special Funds.
- No. 16-A.—Comparison of Face, Purchase and Market Values at 31st March 1930 of the different securities held in the Sinking Funds.
- No. 16B.—Statement showing amounts of and the objects for which the donations held under Public Monuments Maintenance Fund are received from different parties upto 31st March 1930.
- No. 16-C.—Statement showing the amounts of and the object for which the endowment held under Endowments Fund were received from different parties upto 31st March 1930.
- No. 17.—Statement of Town Duties collected and refunds allowed in 1929-30.
- No. 18.—Statement of net proceeds of Octon Duty during 1929-30 and the share of the Government and the Municipality.
- No. 19.—Statement of the Income of the Bombay Municipality from 1865 to the close of the financial year 1929-30.
- No. 20.—Statement of the Expenditure of the Bombay Municipality from 1865 to the close of the financial year 1929-30.
- No. 21.—Contrasted statement of Income and Expenditure from the year 1865 to the financial year 1929-30.



**Appendix No. 1.***General Financial Statistics.*

	1925-26.	1926-27.	1927-28.	1928-29.	1929-30.
<i>General.</i>					
1. Area of the City (acres) ..	15,291	15,336	15,336	15,536	15,690
2. Population .. .. .	12,54,502	12,74,149	12,93,796	13,13,443	13,33,090
<i>Rates and Assessments.</i>					
3. Rateable value .. Rs.	11,84,20,386	12,33,66,460	12,57,19,783	12,74,89,831	13,31,79,886
4. Rateable value per head of population .. .. .	Rs. 94-6-4	Rs. 96-13-2	Rs. 97-2-9	Rs. 97-1-1	Rs. 99-14-5
5. Properties registered in the Assessment Book ..	46,138	46,899	47,198	47,705	46,544
<i>Income.</i>					
6. General Tax at 11 per cent. .. .. .	Rs. 1,23,22,100	Rs. 1,27,10,850	Rs. 1,26,61,950	Rs. 1,26,09,968	Rs. 1,27,10,958
7. Income from other sources	1,82,09,259	1,94,24,847	1,90,46,338	1,89,23,415	2,04,29,140
Total Income .. Rs.	3,05,31,359	3,21,35,697	3,17,08,288	3,15,33,383	3,31,40,098
8. Incidence of Taxation per head .. .. .	Rs. 21-14-4	Rs. 22-4-6	Rs. 21-7-5	Rs. 20-13-4	Rs. 21-5-5
<i>Loans.</i>					
9. Debt outstanding ..	Rs. 18,16,65,717	Rs. 18,40,63,525	Rs. 18,74,72,395	Rs. 18,48,59,325	Rs. 18,09,63,341
10. Redemption and Sinking Funds in hand or invested .. .. .	2,64,31,256	2,94,90,675	2,97,74,441	3,07,67,782	3,14,02,082
11. Net Loan Debt .. ..	15,52,34,461	15,45,72,850	15,76,97,954	15,40,91,543	14,95,61,259
12. Net Debt per head of population .. .. .	Rs. 123-11-10	Rs. 121-5-0	Rs. 121-14-2	Rs. 117-5-1	Rs. 112-3-1
<i>Expenditure.</i>					
13. Primary Education ..	Rs. 27,03,667	Rs. 30,06,700	Rs. 29,76,706	Rs. 28,68,473	Rs. 30,04,303
14. Medical Relief and Education .. .. .	9,81,957	14,44,718	15,86,687	16,27,649	16,90,793
<i>Water Works.</i>					
15. Maintenance .. .. .	8,17,335	7,83,584	9,21,581	11,33,109	11,97,865
16. Debt charges .. ..	46,94,526	53,54,988	57,30,854	57,13,492	56,63,099
17. Other City services ..	1,42,00,691	1,40,86,592	1,46,71,677	1,49,84,862	1,40,73,301
18. Debt charges—excluding water works .. .. .	56,89,460	54,86,074	55,58,370	64,22,693	73,71,468
Total Expenditure .. Rs.	2,90,87,636	3,01,62,656	3,14,45,875	3,27,50,278	3,30,00,829

M. R. TAMBE,  
Chief Accountant.

A. R. DALAL,  
Municipal Commissioner.

## APPENDIX No. 2.

Revenue Account for the year ended 31st March 1930.

Particulars.	Details.	Total.	Particulars.	Details.	Total.
	Rs. a. p.	Rs. a. p.		Rs. a. p.	Rs. a. p.
To Revenue Expenditure as per Appendix No. 4 ..		3,30,00,829 6 10	By Revenue of previous year renewed for payment of contribution to C. I. Trust during 1929-30.		22,92,678 6 8
„ Revenue Expenditure to be incurred in 1930-31 and provided for as renewed grants ..	4,99,110 1 0		„ Revenue of previous years renewed for the year 1929-30.		8,28,857 7 0
„ Contribution payable to C. I. Trust during 1930-31.	23,10,873 0 2	28,09,983 1 2	„ Revenue Receipts as per Appendix No. 3..		8 31,40,098 4 7
„ Balance being Surplus for the year ..		4,50,821 10 3			3,62,61,634 2 3
		3,62,61,634 2 3			3,62,61,634 2 3
Balance being Surplus Revenue Fund as at 31st March 1930 as per Appendix No. 5.		76,52,991 7 6	Surplus Revenue Fund as at 1st April 1929 ..		72,02,169 13 3
			Surplus for the year ..		4,50,821 10 3
		76,52,991 7 6			76,52,991 7 6

M. R. TAMBE,

Chief Accountant.

A. R. DALAL,

Municipal Commissioner.

## Appendix

I N

STATEMENT showing the Net Receipts during the Financial year 1929-30 from all sources as

Actuals for 1928-29.	PARTICULARS.	Details of Actuals.	Actuals for 1929-30.	Budget Estimate for 1929-30.
1	2	3	4	5
Rs. a. p.		Rs. a. p.	Rs. a. p.	Rs. a. p.
	<b>1. -General Tax, Indirect Taxation and Miscellaneous Revenue.</b>			
	<b>A—General Tax at 11 per cent.—</b>			
97,66,309 8 11	(1) From the Public ... ..	1,04,99,061 5 4		1,04,30,000 0 0
4,80,783 4 0	(2) " Government ... ..	81,826 7 7		4,72,000 0 0
12,88,969 18 6	(3) " Port Trust ... ..	9,75,871 3 6		9,76,000 0 0
2,56,074 6 0	(4) " C. I. Trust ... ..	2,89,572 3 0		2,76,000 0 0
8,67,840 9 9	(5) " Mills ... ..	8,61,626 9 0		9,06,000 0 0
<b>1,26,09,967 9 11</b>			<b>1,27,10,957 12 5</b>	<b>1,30,60,000 0 0</b>
	<b>B—Town Duties—</b>			
23,62,930 12 6	(1) Through Port Trust ... ..	21,20,352 8 8		23,00,000 0 0
3,66,784 4 2	(2) " G. I. P. Railway ... ..	3,21,926 2 6		4,00,000 0 0
2,65,633 9 5	(3) " B. B. & C. I. Railway ... ..	1,79,281 4 9		3,00,000 0 0
<b>29,95,348 10 1</b>			<b>29,21,509 15 11</b>	<b>30,00,000 0 0</b>
14,48,672 2 0	<b>Less—Refunds ... ..</b>		15,50,145 8 0	16,00,000 0 0
15,46,676 8 1			13,71,364 7 11	14,00,000 0 0
13,37,095 5 7	<b>C—Cotton Import Duty (Muni. Share 1/4th of net receipts) ... ..</b>		15,40,199 13 10	15,50,000 0 0
	<b>D—Licenses—</b>			
5,544 5 0	(1) Land, Conveyance, Music Licenses (Issued by the Commissioner of Police) ... ..		4,101 10 6	5,600 0 0
1,43,750 0 0	<b>E—Liquor Licenses—Commutated payment from Government (Act V of 1878) ..</b>		1,43,750 0 0	1,43,750 0 0
3,76,439 11 7	<b>F—Tobacco Duty—Net receipts from Government (Act IV of 1857) ...</b>		3,92,339 2 5	3,85,000 0 0
7,58,636 15 3	<b>G—Interest and Profit on Investments of Surplus Loan and other Balances ...</b>		5,47,169 11 8	4,25,000 0 0
	<b>H—Miscellaneous—</b>			
12,590 7 4	(1) Contribution from Muni. servants towards Pensions, etc., Fund ...	12,431 13 0		10,000 0 0
42,118 11 0	(2) Fines for offences against the Law.	52,322 11 0		50,000 0 0
6,102 14 3	(3) Sale proceeds of unserviceable Tools and Plant ... ..	12,906 12 11		10,000 0 0
32,046 14 8	(4) Miscellaneous receipts ... ..	28,290 3 2		25,000 0 0
6,352 6 6	(5) Miscellaneous fees ... ..	7,969 9 6		7,000 0 0
1,28,432 12 3	(6) Rent of buildings and lands ...	1,24,399 15 1		1,30,000 0 0
2,27,689 2 0	<b>Total, H—Miscellaneous ..</b>		2,38,312 0 8	2,32,000 0 0
1,69,85,749 9 5	<b>Carried forward Rs. ..</b>		1,69,48,185 11 5	1,70,01,359 0 0

No. 3.

C O M E.

contrasted with the Actuals for 1928-29, the Original Budget Estimate and the Revised Estimate.

Revised Estimate for 1929-30.	Compared with the Actuals for 1928-29		Compared with the Original Estimate.		Compared with the Revised Estimate.	
	Increase.	Decrease.	More.	Less.	More.	Less.
6	7	8	9	10	11	12
Rs. a. p.	Rs. a. p.	Rs. a. p.	Rs. a. p.	Rs. a. p.	Rs. a. p.	Rs. a. p.
1,05,81,200 0 0	7,32,751 12 5	.....	65,061 5 4	.....	.....	82,138 10 8
59,593 0 0	.....	8,98,956 12 11	.....	3,90,173 8 5	22,283 7 7	.....
9,75,871 0 0	.....	2,63,088 10 0	.....	128 12 6	0 8 6	.....
2,68,100 0 0	83,497 13 0	.....	13,572 3 0	.....	21,472 3 0	.....
9,00,100 0 0	.....	3,214 0 0	.....	41,378 7 0	.....	35,478 7 0
1,27,84,864 0 0	7,66,249 9 5	6,65,359 6 11	82,683 8 4	4,31,675 11 11	48,705 14 1	1,17,612 1 8
25,00,000 0 0	57,421 12 2	.....	1,20,352 8 8	.....	.....	79,647 7 4
4,00,000 0 0	.....	44,858 1 8	.....	78,073 13 6	.....	78,073 13 6
2,50,000 0 0	.....	86,402 4 8	.....	1,20,768 11 3	.....	70,768 11 3
81,50,000 0 0	57,421 12 2	1,31,260 6 4	1,20,352 8 8	1,98,842 8 9	.....	2,28,410 0 1
16,00,000 0 0	.....	1,01,473 6 0	49,854 8 0	.....	49,854 8 0	.....
15,50,000 0 0	57,421 12 2	2,32,733 12 4	1,70,207 0 8	1,98,842 8 9	49,854 8 0	2,28,410 0 1
13,50,000 0 0	2,03,095 8 3	.....	1,90,190 13 10	.....	1,80,180 13 10	.....
4,102 0 0	.....	1,442 10 6	.....	1,498 5 6	.....	0 5 1
1,43,750 0 0	.....	.....	.....	.....	.....	.....
3,85,000 0 0	15,899 6 10	.....	7,399 2 5	.....	7,399 2 5	.....
5,70,000 0 0	.....	1,91,467 3 7	1,32,169 11 6	.....	.....	22,830 4 4
12,000 0 0	.....	158 10 4	2,431 13 0	.....	431 13 0	.....
50,000 0 0	10,209 0 0	.....	2,322 11 0	.....	2,322 11 0	.....
7,000 0 0	6,803 14 8	.....	2,906 12 11	.....	3,906 12 11	.....
30,000 0 0	.....	3,756 11 6	3,290 3 2	.....	.....	1,709 12 10
7,000 0 0	1,617 3 0	.....	969 9 6	.....	969 9 6	.....
1,25,000 0 0	.....	4,041 13 2	.....	5,609 0 11	.....	609 0 11
2,31,000 0 0	18,650 1 8	7,957 8 0	11,321 1 7	5,609 0 11	9,680 14 5	2,318 13 9
1,70,18,716 0 0	10,61,296 6 4	10,98,860 4 4	5,84,461 6 6	6,37,625 11 1	8,00,721 4 9	3,71,251 9 4

## Appendix

I N

STATEMENT showing the Net Receipts during the Financial year 1929-30 from all sources as

Actuals for 1928-29.	PARTICULARS.	Details of Actuals.	Actuals for 1929-30.	Budget Estimate for 1929-30.
1	2	3	4	5
Rs. a. p.		Rs. a. p.	Rs. a. p.	Rs. a. p.
1,69,85,749 9 5	Brought over Rs. ....	.....	1,69,48,185 11 5	1,70,01,350 0 0
	<b>2.—Water Works.</b>			
	A.—Water Tax and Other Miscellaneous Water Works Revenue—			
31,41,151 0 7	(1) On Ratable Value ... ..	32,58,921 12 0		32,45,000 0 0
31,23,378 4 0	(2) By Measurement per 1,000 gallons..	35,73,781 6 5		33,07,145 0 0
64,040 0 0	(3) Rent of Water Meters ... ..	68,007 12 0		65,000 0 0
90,127 6 0	(4) Compounded Tax ... ..	72,338 7 8		65,000 0 0
6,163 6 0	(5) Rent of Buildings and Lands ...	7,041 7 0		4,000 0 0
20,003 7 9	(6) Miscellaneous—			
	(b) Miscellaneous receipts... ..	17,207 10 7		12,000 0 0
64,44,763 8 4		.....	69,92,298 7 8	66,98,145 0 0
	<b>3.—Education, Primary.</b>			
8,15,636 0 0	A.—Contribution from Government ...	.....	8,10,418 0 0	8,50,000 0 0
	<b>4.—Education, Secondary.</b>			
225 0	A.—Miscellaneous—			
	(1) Miscellaneous Receipts ... ..	.....	140 0 0	100 0 0
	<b>5.—Public Health Department.</b>			
	A.—Miscellaneous—			
6,243 3 10	(1) Miscellaneous Receipts ... ..	8,792 8 7		4,500 0 0
15,876 7 9	(2) Miscellaneous fees ... ..	24,290 1 6		16,000 0 0
47,256 5 7	(3) Rent of Buildings and Lands ...	45,795 2 11		45,000 0 0
9,712 1 0	(4) Sale of rights ... ..	11,348 6 1		8,000 0 0
79,087 2 2		.....	90,226 3 1	73,500 0 0
	<b>6.—Medical Relief and Education.</b>			
2,171 9 4	A.—Interest realised on donations from the Public ... ..	.....	2,762 3 0	2,700 0 0
	B.—Miscellaneous—			
985 7 6	(1) Miscellaneous Receipts ... ..	2,216 6 8		100 0 0
982 0 0	(2) Miscellaneous fees ... ..	665 3 0		2,500 0 0
262 14 0	(3) Rent of Buildings and Lands ...	343 14 0		200 0 0
2,230 5 6		.....	3,225 7 8	3,800 0 0
	C.—Contribution from Government for Dispensary for combating Venereal diseases ... ..	.....	15,000 0 0	15,000 0 0
58,865 9 1	D.—Receipts from G. S. Medical College..	.....	67,663 6 6	46,000 0 0
433 10 4	E.—Receipts from King Edward Memorial Hospital ... ..	.....	9, 14 2 1	300 0 0
73,201 2 3	Total, 6.—Medical Relief, etc. ...	.....	98,525 3 3	67,800 0 0
2,44,63,862 6 2	Carried forward Rs. ....	.....	2,49,39,833 9 5	2,46,90,895 0 0

## No. 3—continued.

## C O M E.

contrasted with the Actuals for 1928-29, the Original Budget Estimate and the Revised Estimate.

Revised Estimate for 1929-30.	Compared with the Actuals for 1928-29.		Compared with the Original Estimate.		Compared with the Revised Estimate.	
	Increase.	Decrease.	More.	Less.	More.	Less.
6	7	8	9	10	11	12
Rs. a. p.	Rs. a. p.	Rs. a. p.	Rs. a. p.	Rs. a. p.	Rs. a. p.	Rs. a. p.
1,70,18,716 0 0	10,61,296 6 4	10,98,860 4 4	5,84,461 6 6	6,87,625 11 1	3,00,721 4 9	3,71,261 9 4
81,65,300 0 0	1,17,770 11 5	.....	13,921 12 0	.....	93,621 12 0	.....
35,94,500 0 0	4,50,503 2 5	.....	2,66,636 6 5	.....	.....	20,518 9 7
65,000 0 0	.....	1,032 4 0	.....	1,992 4 0	.....	1,992 4 0
99,500 0 0	.....	17,788 14 4	7,338 7 8	.....	.....	21,261 8 4
7,000 0 0	878 1 0	.....	3,041 7 0	.....	41 7 0	.....
13,000 0 0	.....	2,795 13 2	5,207 10 7	.....	5,207 10 7	.....
69,37,200 0 0	5,69,151 14 10	21,616 15 6	2,96,145 11 8	1,992 4 0	98,870 13 7	43,772 5 11
8,25,000 0 0	.....	5,218 0 0	.....	39,582 0 0	.....	14,582 0 0
.....	.....	85 0 0	40 0 0	.....	143 0 0	.....
7,500 0 0	2,550 4 9	.....	4,292 8 7	.....	1,292 8 7	.....
20,000 0 0	8,413 9 9	.....	8,290 1 0	.....	4,290 1 6	.....
45,000 0 0	.....	1,461 2 8	795 2 11	.....	795 2 11	.....
9,500 0 0	1,696 5 1	.....	3,348 6 1	.....	1,848 6 1	.....
82,000 0 0	12,600 3 7	1,461 2 8	16,726 3 1	.....	8,326 8 1	.....
2,764 0 0	590 9 8	.....	62 3 0	.....	.....	1 13 0
800 0 0	1,230 15 2	.....	2,116 6 8	.....	1,416 6 8	.....
800 0 0	.....	316 13 0	.....	2,834 13 0	.....	134 13 0
300 0 0	81 0 0	.....	143 14 0	.....	43 14 0	.....
1,900 0 0	1,311 15 2	316 13 0	2,260 4 8	.....	1,460 4 8	134 13 0
15,000 0 0	.....	.....	.....	.....	.....	.....
61,000 0 0	9,297 13 5	.....	21,663 6 6	.....	6,663 6 6	.....
1,000 0 0	9,480 7 9	.....	9,614 2 1	.....	8,914 2 1	.....
81,664 0 0	20,680 14 0	316 13 0	33,600 6 7	2,834 13 0	17,087 13 8	136 10 0
2,49,44,580 0 0	16,63,729 6 9	11,27,558 3 6	9,30,973 5 6	6,82,084 12 1	4,24,996 2 8	4,39,742 9 3

## Appendix

I N.

STATEMENT showing the Net Receipts during the Financial year 1929-30 from all sources as

Actuals for 1928-29.	PARTICULARS.	Details of Actuals.	Actuals for 1929-30.	Budget Estimate for. 1929-30.
1	2	3	4	5
Rs. a. p.		Rs. a. p.	Rs. a. p.	Rs. a. p.
2,44,03,662 6 2	Brought over Rs. ...		2,49,39,833 9 5	2,46,90,895 0 0
	<b>7.—Street cleansing and conservancy including Road Watering.</b>			
	A.—Miscellaneous—			
46,500 0 0	(1) Sale of Rights ... ..	61,551 0 0		35,000 0 0
13,379 7 3	(2) Miscellaneous Receipts ... ..	13,311 6 5		10,000 0 0
5,988 14 0	(3) Miscellaneous Fees ... ..	5,986 2 0		7,000 0 0
44,703 9 0	(4) Rent of Buildings and Lands ... ..	45,180 15 0		48,000 0 0
1,10,571 14 3			1,26,029 7 5	98,000 0 0
	<b>8.—Roads and Overbridges.</b>			
	A.—Wheel Tax and Government contribution in lieu of Tolls—			
6,77,269 4 4	(1) Private conveyances ... ..	7,71,331 10 8		6,75,000 0 0
3,17,142 12 0	(2) Public conveyances... ..	4,75,433 5 0		4,50,000 0 0
25,000 0 0	(3) Contribution from Govt. in lieu of Tolls ... ..	25,000 0 0		25,000 0 0
10,19,412 0 4			12,71,764 15 8	11,50,000 0 0
	B.—Ground Rent—			
32,066 15 8	(1) From Tramway Co. ... ..	96,294 7 9		64,200 0 0
67,485 0 8	(2) " Telephone Co. ... ..	62,798 5 10		63,000 0 0
30,954 8 11	(3) " Private Parties ... ..	35,581 14 3		28,000 0 0
1,29,606 9 3			1,94,674 11 10	1,55,200 0 0
	C.—Miscellaneous—			
92,869 1 8	(1) Miscellaneous receipts ... ..	63,302 0 10		80,000 0 0
30,662 7 3	(2) Miscellaneous fees ... ..	28,005 5 7		32,000 0 0
43,284 8 11	(3) Rent of Buildings and Lands ... ..	45,840 4 4		45,000 0 0
1,66,786 1 5			1,37,147 10 9	1,57,000 0 0
1,458 12 1	D.—Interest realised on donations ..		1,596 1 6	1,400 0 0
13,17,268 7 1	Total, 8.—Roads and Overbridges ..		16,05,183 7 9	14,63,600 0 0
	<b>9.—Public Lighting.</b>			
	A.—Miscellaneous—			
825 9 2	(1) Miscellaneous receipts ... ..		1,461 8 4	1,000 0 0
2,58,32,328 4 8	Carried forward Rs. ...		2,66,72,508 0 11	2,62,58,495 0 0

No. 3—continued.

C O M E.

contrasted with the Actuals for 1928-29, the Original Budget Estimate and the Revised Estimate.

Revised Estimate for 1929-30.	Compared with the Actuals for 1928-29.		Compared with the Original Estimate.		Compared with the Revised Estimate.	
	Increase.	Decrease.	More.	Less.	More.	Less.
6	7	8	9	10	11	12
Rs. a. p.	Rs. a. p.	Rs. a. p.	Rs. a. p.	Rs. a. p.	Rs. a. p.	Rs. a. p.
2,49,44,580 0 0	16,63,729 6 9	11,27,558 3 6	9,90,973 5 6	6,82,034 13 1	4,24,996 2 8	4,29,742 9 3
70,000 0 0	15,051 0 0	.....	26,551 0 0	.....	.....	8,449 0 0
14,000 0 0	.....	68 0 10	3,311 6 5	.....	.....	088 9 7
6,000 0 0	.....	2 12 0	.....	1,013 14 0	.....	13 14 0
46,000 0 0	477 6 0	.....	.....	819 1 0	.....	819 1 0
1,36,000 0 0	15,523 6 0	70 12 10	29,662 6 5	1,832 15 0	.....	9,970 8 1
7,10,000 0 0	94,062 6 4	.....	96,331 10 8	.....	61,331 10 8	.....
3,40,900 0 0	1,58,290 9 0	.....	25,433 5 0	.....	1,85,433 5 0	.....
25,000 0 0	.....	.....	.....	.....	.....	.....
10,75,000 0 0	2,52,352 15 4	.....	1,21,764 15 8	.....	1,96,764 15 8	.....
96,000 0 0	64,227 8 1	.....	22,084 7 9	.....	294 7 9	.....
63,000 0 0	.....	4,686 10 10	.....	201 10 2	.....	201 10 2
36,000 0 0	5,527 5 4	.....	7,581 14 3	.....	.....	418 1 0
1,95,000 0 0	69,754 13 5	4,686 10 10	39,676 6 0	201 10 2	294 7 9	619 11 11
90,000 0 0	.....	29,587 0 5	.....	16,697 15 2	.....	26,697 15 2
29,500 0 0	.....	2,657 1 8	.....	8,994 10 5	.....	1,494 10 5
48,000 0 0	2,605 11 5	.....	840 4 4	.....	.....	2,159 11 8
1,67,500 0 0	2,605 11 5	82,244 2 1	840 4 4	20,682 9 7	.....	30,352 5 3
1,540 0 0	137 5 5	.....	196 1 6	.....	56 1 6	.....
14,30,040 0 0	3,24,850 13 7	86,930 12 11	1,62,477 11 6	20,894 3 9	1,97,115 8 11	30,972 1 2
1,100 0 0	635 15 2	.....	461 8 4	.....	361 8 4	.....
2,65,20,720 0 0	20,04,744 9 0	11,64,559 13 8	11,23,774 15 9	7,04,761 14 10	6,22,473 3 11	4,70,685 3 0



STATEMENT showing the Net Receipts during the Financial year 1929-30 from all sources as

Actuals for 1928-29.	PARTICULARS.	Details of Actuals.	Actuals for 1929-30.	Budget Estimate for 1929-30.
1	2	3	4	5
Rs. a. p.		Rs. a. p.	Rs. a. p.	Rs. a. p.
2,58,32,323 4 8	Brought over .. .. .	....	2,66,72,508 0 11	2,62,53,495 0 0
	<b>10.—Drainage and Sewerage, including the Halalkhore Branch.</b>			
	A.—Halalkhore Tax—			
50,51,309 10 8	(1) On Rateable Value ... ..	82,14,107 13 5	.....	31,50,000 0 0
1,58,983 11 6	(2) For Special Service... ..	1,22,975 3 0	.....	1,77,000 0 0
82,10,243 5 8			83,37,083 0 5	33,27,000 0 0
	B.—Miscellaneous—			
8,839 13 6	(1) Miscellaneous Receipts ... ..	9,430 2 0	.....	6,000 0 0
503 12 11	(2) Miscellaneous fees ... ..	468 15 2	.....	500 0 0
22,325 9 10	(3) Rent of Buildings and Lands ... ..	20,224 10 10	.....	20,000 0 0
31,669 4 3			30,133 12 0	26,500 0 0
33,41,912 9 11			33,67,266 13 5	33,55,500 0 0
	<b>11.—Fire Brigade.</b>			
	A.—Fire Tax at $\frac{1}{4}$ per cent.—			
4,44,084 9 8	(1) From the Public ... ..	4,78,475 5 5	.....	4,74,100 0 0
21,854 3 6	(2) " Government ... ..	1,305 3 7	.....	21,500 0 0
56,317 2 6	(3) " Port Trust ... ..	44,357 13 6	.....	44,300 0 0
11,279 9 0	(4) " City Improvement Trust ... ..	13,166 15 0	.....	12,500 0 0
39,447 12 0	(5) " Mills ... ..	39,256 12 0	.....	41,100 0 0
5,72,983 4 8			5,76,562 0 6	5,93,500 0 0
	B.—Miscellaneous—			
13,062 11 4	(1) Miscellaneous Receipts ... ..	.....	10,511 2 0	10,000 0 0
5,85,998 0 0			5,87,078 2 6	6,03,500 0 0
	<b>12.—Building Regulations and other measures for Securing the Public safety.</b>			
	A.—Licenses for Dangerous and Offensive Trades ... ..			
1,23,834 6 0			1,29,448 8 0	1,32,000 0 0
	B.—Miscellaneous—			
3,128 1 6	(1) Miscellaneous Receipts ... ..	2,119 10 7	.....	1,000 0 0
61,989 1 10	(2) Miscellaneous fees ... ..	60,505 9 5	.....	85,000 0 0
35,497 0 0	(3) Advertisement charges ... ..	35,282 14 2	.....	35,000 0 0
1,00,614 3 4			97,908 2 2	1,21,000 0 0
	C.—Removal of encroachment on Public Streets ... ..			
82,885 9 6			68,581 0 0	85,000 0 0
3,07,334 2 10			1,29,593 10 2	3,36,000 0 0
	<b>13.—Gardens and Open Spaces.</b>			
	A.—Miscellaneous—			
5,899 8 0	(1) Sale-proceeds of plants, flowers, etc. ... ..	5,494 0 0	.....	6,000 0 0
2,495 2 0	(2) Miscellaneous Receipts ... ..	2,118 3 4	.....	3,500 0 0
2,00,673 12 0	(3) Rent of Buildings and Lands ... ..	51,902 15 0	.....	50,800 0 0
2,09,068 6 0			59,510 2 4	60,300 0 0
	<b>14.—Markets and Slaughter Houses.</b>			
	A.—Miscellaneous—			
3,58,359 14 11	(1) Stall Rents ... ..	3,39,835 9 10	.....	3,44,000 0 0
92,133 2 0	(2) Squatters' fees ... ..	97,959 4 0	.....	92,000 0 0
1,65,803 3 6	(3) Fair ground and feeding fees ... ..	1,53,026 0 0	.....	1,50,000 0 0
4,39,840 15 0	(4) Slaughter fees ... ..	4,59,609 0 0	.....	4,53,000 0 0
1,09,411 12 0	(5) Miscellaneous Receipts ... ..	1,10,703 13 10	.....	1,00,000 0 0
11,027 7 0	(6) Rent of Buildings and Lands ... ..	10,076 8 0	.....	8,500 0 0
30,799 12 0	(7) Cold Storage rent ... ..	32,598 11 6	.....	47,500 0 0
12,07,276 3 5			12,03,808 15 2	11,92,000 0 0
1,49,472 0 4			83,957 6 10	1,52,171 0 0
	<b>15.—Contribution from Capital Funds to Revenue on Account of Loan Works Staff.</b>			
	<b>16.—Development Fund Receipt.</b>			
	A.—Sale proceeds of Surplus Land... ..	5,67,258 13 10	.....	10,00,000 0 0
	B.—Rent, etc., Receipts ... ..	2,97,837 4 5	.....	3,50,000 0 0
			8,65,096 2 3	13,50,000 0 0
3,15,33,383 1 2	Total Income Rs. ....	.....	3,31,40,098 4 7	3,38,03,966 0 0

M. R. TAMBE,  
Chief Accountant.

## No. 3—concluded.

## C O M E.

contrasted with the Actuals for 1928-29, the Original Budget Estimate and the Revised Estimate

Revised Estimate for 1929-30.	Compared with the Actuals for 1928-29.		Compared with the Original Estimate.		Compared with the Revised Estimate.	
	Increase.	Decrease.	More.	Less.	More.	Less.
6	7	8	9	10	11	12
Rs. a. p.	Rs. a. p.	Rs. a. p.	Rs. a. p.	Rs. a. p.	Rs. a. p.	Rs. a. p.
2,66,20,720 0 0	20,04,744 9 6	11,64,559 13 3	11,23,774 15 9	7,04,761 14 10	6,22,473 3 11	4,70,635 3 0
31,37,800 0 0	1,62,798 2 9	.....	64,107 13 5	.....	76,307 13 5	.....
1,59,300 0 0	.....	35,958 8 0	.....	54,024 13	.....	36,324 13 0
32,97,100 0 0	1,62,798 2 9	35,958 8 0	64,107 13 5	54,024 13 0	76,307 13 5	36,324 13 0
6,000 0 0	590 4 6	.....	3,440 2 0	.....	3,430 2 0	.....
500 0 0	.....	34 13 9	.....	31 0 10	.....	31 0 10
20,000 0 0	.....	2,100 15 0	224 10 10	.....	224 10 10	.....
26,500 0 0	590 4 6	2,135 12 9	3,654 13 10	31 0 10	3,654 12 10	31 0 10
38,23,600 0 0	1,63,388 7 3	38,094 4 9	67,762 10 3	54,055 13 10	79,962 10 3	36,855 13 10
4,80,900 0 0	34,440 11 9	.....	4,375 5 5	.....	.....	2,424 10 7
295 0 0	.....	20,548 15 11	.....	50,194 12 5	1,010 3 7	.....
44,353 0 0	.....	11,959 6 0	57 12 6	.....	.....	0 3 6
12,100 0 0	1,837 6 0	.....	666 15 0	.....	1,066 15 0	.....
40,900 0 0	.....	191 0 0	.....	1,843 4 0	.....	1,643 4 0
5,78,553 0 0	36,328 1 9	33,699 5 11	5 100 0 11	22,038 0 5	2,077 2 7	4,068 2 1
10,000 0 0	.....	2,551 9 4	511 2 0	.....	511 2 0	.....
5,48,553 0 0	36,328 1 9	35,250 15 3	5,611 2 11	22,038 0 5	2,388 4 7	4,068 2 1
1,25,000 0 0	5,614 2 0	.....	.....	551 8 0	4,448 8 0	.....
100 0 0	.....	1,008 6 11	1,119 10 7	.....	2,019 10 7	.....
60,000 0 0	.....	1,483 8 5	.....	24,494 6 7	505 9 5	.....
30,000 0 0	.....	214 1 10	232 14 2	.....	5,282 14 2	.....
90,100 0 0	.....	2,706 1 2	1,402 8 9	24,494 6 7	7,808 2 2	.....
68,000 0 0	.....	14,304 9 6	.....	16,419 0 0	581 0 0	.....
2,43,100 0 0	5,614 2 0	17,010 10 8	1,402 8 9	41,464 14 7	12,837 10 2	.....
6,000 0 0	.....	405 8 0	.....	508 0 0	.....	506 0 0
3,000 0 0	.....	381 14 8	.....	1,386 12 8	.....	886 12 8
53,800 0 0	.....	1,48,770 13 0	1,102 15 0	.....	.....	1,807 1 0
62,800 0 0	.....	1,49,558 3 8	1,102 15 0	1,892 12 8	.....	3,269 13 8
3,80,000 0 0	.....	18,424 5 1	.....	4,164 6 2	.....	20,164 6 2
95,000 0 0	5,826 2 0	.....	5,959 4 0	.....	2,959 4 0	.....
1,53,000 0 0	.....	12,777 3 6	3,026 0 0	.....	26 0 0	.....
4,55,000 0 0	19,768 1 0	.....	6,609 0 0	.....	4,609 0 0	.....
1,10,000 0 0	1,292 0 10	.....	10,703 13 10	.....	703 13 10	.....
9,500 0 0	.....	950 15 0	1,576 8 0	.....	576 8 0	.....
32,000 0 0	1,793 15 6	.....	.....	14,901 4 6	598 11 6	.....
12,14,500 0 0	28,685 3 4	32,162 7 7	27,874 9 10	19,065 10 8	9,473 5 4	20,164 6 2
1,78,177 0 0	.....	60,514 15 6	.....	63,213 9 2	.....	89,219 9 2
6,00,000 0 0	5,67,258 13 10	.....	.....	4,32,741 2 2	.....	32,741 2 2
3,50,000 0 0	2,97,837 4 5	.....	.....	52,162 11 7	.....	52,162 11 7
9,50,000 0 0	8,65,096 2 3	.....	.....	4,84,903 13 9	.....	84,903 13 9
3,31,21,451 0 0	31,03,856 10 1	11,97,141 6 8	12,27,528 14 6	13,91,396 9 11	7,27,325 2 3	7,08,686 13 8

A. R. DALAL,  
Municipal Commissioner.

## Appendix

## EXPEN

STATEMENT showing the Actuals as compared with the Final Sanctioned

Actuals for 1928-29.	PARTICULARS.	Details of Actuals for 1929-30.	Actuals for 1929-30.	Final Grants sanctioned for Expenditure during 1929-30.
1	2	3	4	5
Rs. a. p.		Rs. a. p.	Rs. a. p.	Rs. a. p.
	<b>I.—General Supervision, Collection of Revenue, etc.</b>			
	<b>A.—General Superintendence—</b>			
1,38,443 11 1	(a) Corporation and Stand- ing Committee ...	1,26,767 1 1		1,32,155 6 0
1,97,562 2 0	(b) Municipal Commis- sioner's Personal and General Office ...	1,23,417 11 5		1,44,219 12 0
2,04,167 3 0	(c) Audit and Accounts ...	2,21,302 4 9		2,25,099 11 0
5,40,173 0 1			4,71,487 1 3	5,01,474 13 0
	<b>B.—Collection of Revenue—</b>			
3,44,255 14 3	(a) Property and Wheel Tax Establishment ...	3,71,944 12 9		3,91,843 12 0
1,00,617 9 9	(b) Town Duty Collections.	96,511 11 1		1,03,808 0 0
1,16,384 11 6	(c) Town Duty Refund Branch ...	1,23,017 2 7		1,25,807 12 0
5,61,208 3 6			5,91,473 10 5	6,21,519 8 0
	<b>C.—Upkeep of Municipal Build- ings—</b>			
89,859 0 2	(a) Upkeep and guarding of Municipal Head Office ...	37,558 2 5		45,614 4 0
31,219 15 2	(b) Establishment for the upkeep of various Municipal Buildings ...	30,705 15 11		31,100 0 0
71,078 15 4			68,264 2 4	76,714 4 0
69,564 9 4	<b>D.—General Stores ...</b>	66,156 9 7		70,155 9 3
4,93,168 2 6	<b>E.—Miscellaneous Charges ...</b>	5,55,064 7 4		6,04,162 0 4
34,971 5 11	<b>F.—Election Expenses ...</b>	1,312 8 0		1,500 0 0
60,09,594 0 11	Debt Charges ...	69,94,381 11 4		70,95,095 12 0
8,912 1 4	New Works ...	2,897 6 11		4,792 8 0
77,82,570 6 11			87,51,037 9 2	89,75,344 0 7
	<b>II.—Water Works.</b>			
4,19,735 15 0	A.—Establishment and Labour.	4,33,848 6 0		4,62,071 5 0
2,39,519 9 0	B.—Repairs and Maintenance...	3,08,703 10 7		3,48,066 5 0
13,336 15 0	C.—Meters ...	6,550 15 0		35,935 0 0
1,29,198 10 6	D.—Miscellaneous ...	1,20,979 8 3		1,71,492 1 4
2,276 0 0	E.—Depreciation on Plant and Machinery ...	1,923 0 0		1,923 0 0
57,13,491 12 1	Debt Charges ...	56,63,098 12 2		57,98,718 0 0
8,894 9 3	New Works ...	4 11 0		24 3 0
3,20,647 11 0	Proportion of General Supervision and Collection of Revenue ...	3,25,859 7 9		3,03,285 0 0
68,46,801 1 10			68,60,963 6 9	71,21,514 14 4
	<b>III.—Education, Primary.</b>			
28,64,073 6 1	A.—Municipal Institutions ...	30,01,502 15 9		31,73,853 9 11
2,000 0 0	B.—Aided Institutions ...	2,800 0 0		6,800 0 0
2,400 0 0	Preliminary expenditure in con- nection with the introduction of Compulsory Education in F and G Wards. ...	...		...
28,68,473 6 1			30,94,302 15 9	31,80,653 9 11
	<b>IV.—Education, Secondary.</b>			
24,610 8 4	A.—Municipal Institutions ...	49,551 9 2		60,420 1 0
54,700 0 0	B.—Aided Institutions ...	56,690 0 0		56,600 0 0
79,310 8 4			1,06,151 9 2	1,17,020 1 0
1,56,76,975 7 2	Carried over Rs. ...		1,87,22,455 8 10	1,93,94,512 15 10

## No. 4

## DITURE.

Grants for 1929-30 and the Actuals for the preceding year.

Final Grants compared with the Actuals.			Compared with the Actuals for 1928-29.	
Balance unexpended.	Required to be renewed in 1930-31.	Savings.	Increase.	Decrease.
6	7	8	9	10
Rs. a. p.	Rs. a. p.	Rs. a. p.	Rs. a. p.	Rs. a. p.
5,388 4 11	3,418 1 0	1,970 3 11	.....	11,676 10 0
20,892 0 7	3 3 0	20,798 13 7	.....	74,144 6 7
3,797 6 3	2,039 9 0	1,757 13 3	17,136 1 9	.....
29,987 11 9	5,460 13 0	24,526 14 9	17,136 1 9	85,821 0 7
19,898 15 3	2,540 11 0	17,354 4 3	27,088 14 6	.....
7,296 4 11	.....	7,296 4 11	.....	4,105 14 8
2,850 9 5	450 0 0	2,400 9 5	6,682 7 1	.....
50,045 13 7	2,990 11 0	27,055 2 7	34,371 5 7	4,105 14 8
8,056 1 7	2,039 15 0	5,116 2 7	.....	2,300 13 9
394 0 1	.....	394 0 1	.....	513 15 3
8,450 1 8	2,999 15 0	5,510 2 8	.....	2,814 13 0
3,998 15 3	789 0 0	3,209 15 8	2,592 0 3	.....
49,087 9 0	31,438 15 0	17,650 10 0	61,896 4 10	.....
187 8 0	.....	187 8 0	.....	58,558 13 11
1,00,654 0 8	1,38,957 7 0	—38,303 6 4	9,84,787 10 5	.....
1,895 1 1	1,430 11 0	464 6 1	.....	6,014 10 5
2,24,306 13 5	1,84,905 8 0	40,301 5 5	11,00,782 6 10	1,82,315 4 7
28,227 15 0	2,105 0 0	26,062 15 0	14,107 7 0	.....
39,362 10 5	16,703 3 0	22,659 7 5	69,184 1 7	.....
29,384 1 0	.....	29,384 1 0	.....	6,786 0 0
50,512 9 1	16,600 1 0	33,903 8 1	.....	8,219 2 3
.....	.....	.....	.....	353 0 0
1,35,619 3 10	73,726 6 0	61,892 13 10	.....	50,892 15 11
19 8 0	.....	19 8 0	.....	8,389 14 3
—22,574 7 9	.....	—22,574 7 9	5,211 12 9	.....
2,60,651 7 7	1,09,203 10 0	1,51,347 13 7	68,503 5 4	74,141 0 5
1,72,330 10 2	180 5 0	1,72,150 5 2	1,97,429 9 8	.....
4,000 0 0	4,000 0 0	.....	800 0 0	.....
.....	.....	.....	.....	2,400 0 0
1,76,820 10 2	4,180 5 0	1,72,150 5 2	1,38,229 9 8	2,400 0 0
10,868 7 10	4,408 7 0	6,465 0 10	24,941 0 10	.....
.....	.....	.....	1,900 0 0	.....
10,868 7 10	4,408 7 0	6,465 0 10	26,841 0 10	.....
6,72,057 7 0	3,01,792 14 0	3,70,264 9 0	13,54,356 6 8	2,08,826 5 0

## Appendix EXPEN.

Actuals for 1928-29.	PARTICULARS.	Details of Actuals for 1929-30.	Actuals for 1929-30.	Final Grants sanctioned for Expenditure during 1929-30.
1	2	3	4	5
Rs. a. p.		Rs. a. p.	Rs. a. p.	Rs. a. p.
1,75,76,955 7 2	Brought forward Rs. ...	.....	1,87,22,455 8 10	1,93,94,512 15 10
<b>V.—Public Health Department.</b>				
5,60,176 7 5	A.—General Supervision ...	5,56,479 11 4	.....	5,70,067 13 0
.....	B.—Supervision of City Milk Supply ...	.....	.....	.....
19,571 6 2	C.—Epidemics ...	22,007 4 6	.....	23,394 3 4
48,273 1 6	D.—Vaccination ...	47,279 2 0	.....	52,461 38
1,54,893 13 3	E.—Malaria ...	1,63,110 14 7	.....	1,74,965 6 0
F.—Miscellaneous—				
21,652 10 4	(a) Cemeteries ...	16,395 15 7	.....	22,238 15 0
22,480 0 5	(b) Laboratory ...	22,981 10 2	.....	23,836 2 0
38,034 10 4	(c) Mahalaxmi Dhobiwada ...	46,674 10 2	.....	70,165 4 0
1,357 4 1	(d) Dharmashalas ...	357 6 7	.....	1,000 13 0
5,470 13 11	(e) Destruction of dogs ...	5,599 11 10	.....	6,439 0 0
88,995 7 1		92,009 6 4	.....	1,23,650 2 0
624 11 10	New Works ...	2,904 6 0	.....	7,124 0 0
8,72,534 15 3		.....	8,83,790 12 9	9,51,632 12 0
<b>VI.—Medical Relief and Education.</b>				
A.—Hospitals and Dispensaries—				
(a) Infectious Diseases Hospitals—				
12,000 0 0	I.—Establishment ...	14,516 2 0	.....	14,517 0 0
1,01,361 2 11	II.—Arthur Road Hospital for Infectious Diseases ...	1,39,821 4 10	.....	1,49,416 9 11
56,663 14 0	III.—Maratha Hospital for Plague and other Diseases ...	63,833 4 2	.....	71,541 4 4
1,70,030 0 11	(b) Maternity Homes ...	2,18,170 11 0	.....	2,35,474 14 3
79,164 13 0	(c) Dispensaries for out-patients ...	73,068 4 10	.....	80,637 0 10
70,439 13 2		68,203 18 9	.....	74,125 9 0
3,19,624 11 1		3,59,442 13 7	.....	3,90,237 8 1
10,956 1 1	B.—Medical and Nursing Assistance to Poor People in their Houses ...	15,032 4 8	.....	15,560 8 0
4,14,560 0 0	C.—Statutory Contribution to Govt. Medical Institutions.	4,14,500 0 0	.....	4,14,500 0 0
1,69,141 7 10	D.—Grants-in-Aid to Public Medical Institutions, Convalescent Homes, Isolation Asylums, Sanitary Societies, etc. ...	86,961 12 10	.....	1,32,600 0 0
8,60,232 3 11	VI.—Medical Relief and Education Carried over ...	8,75,936 15 1	.....	9,52,898 0 1
1,84,49,490 0 5	Carried over Rs. ...	.....	1,96,06,246 5 7	2,03,16,195 11 10

**No. 4—continued.**  
**DITURE.**

Final Grants compared with the Actuals.			Compared with the Actuals for 1928-29.	
Balance unexpended.	Required to be renewed in 1930-31.	Savings.	Increase.	Decrease.
6	7	8	9	10
Rs. a. p.	Rs. a. p.	Rs. a. p.	Rs. a. p.	Rs. a. p.
6,72,057 7 0	3,01,792 14 0	3,70,264 9 0	13,54,356 6 8	3,08,856 5 0
13,588 1 8	3,850 7 0	9,937 10 8	.....	3,696 12 1
1,386 14 10	35 0 0	1,351 14 10	2,435 14 4	.....
5,172 1 8	4,396 11 0	776 6 8	.....	993 15 6
11,854 7 5	823 0 0	11,032 7 5	8,217 1 4	.....
5,342 15 5	2,096 5 0	3,746 10 5	.....	5,256 10 9
854 7 10	275 0 0	579 7 10	501 3 9	.....
23,490 9 10	288 0 0	23,202 9 10	8,639 15 10	.....
643 6 5	.....	643 6 5	.....	999 12 6
889 4 2	.....	889 4 2	128 13 11	.....
31,670 11 8	2,659 5 0	29,011 6 8	9,270 7 6	6,256 8 3
4,219 10 0	3,843 9 0	376 1 0	2,279 10 2	.....
67,891 15 3	15,407 0 0	52,484 15 3	22,203 1 4	10,947 8 10
0 14 0	.....	0 14 0	3,516 2 0	.....
9,595 5 1	5,358 14 0	4,236 7 1	38,460 1 11	.....
7,708 0 2	1,284 1 0	6,423 15 2	7,164 6 2	.....
17,304 3 3	6,642 15 0	10,661 4 3	48,140 10 1	.....
7,568 12 0	1,788 7 0	5,780 5 0	.....	6,096 8 2
5,921 11 3	1,081 5 0	4,899 6 3	.....	2,225 15 5
30,794 10 6	9,462 11 0	21,331 15 6	48,140 10 1	8,322 7 7
528 3 4	100 0 0	428 3 4	.....	1,933 12 4
.....	.....	.....	.....	.....
45,638 3 2	2,040 0 0	43,598 3 2	.....	23,179 11 0
76,961 1 0	11,002 11 0	65,958 6 0	48,140 10 1	32,435 14 11
7,39,949 6 3	3,17,199 14 0	4,22,749 8 3	13,76,559 8 0	2,19,803 8 10

## Appendix

### EXPEN

Actuals for 1929-29.	PARTICULARS.	Details of Actuals for 1929-30.	Actuals for 1929-30.	Final Grants sanctioned for Expenditure during 1929-30.
1	2	3	4	5
Rs.    a. p.	Brought forward Rs. ...	Rs.    a. p.	Rs.    a. p.	Rs.    a. p.
1,64,49,490    6    5		.....	1,96,06,246    5    7	2,03,46,195    11    10
8,60,282    3    11	VI.—Medical Relief and Education Brought forward ...	8,75,936    15    1		9,57,898    0    1
57,674    12    2	E.—Anti-tuberculosis League Dispensary ...	65,078    9    1		73,491    0    0
25,893    13    8	F.—League for combating Venereal Diseases ...	27,380    13    0		29,223    9    0
4,73,562    4    7	G.—King Edward VII Memorial Hospital ...	4,86,037    2    5		5,34,991    5    0
2,08,676    6    0	H.—Gordhandas Sunderdas Medical College ...	2,27,788    4    5		2,55,156    7    0
1,619    12    6	New Works ...	8,671    5    1		11,520    15    0
16,27,649    4    10	Total ...	.....	16,90,798    1    1	18,56,780    13    1
	<b>VII.—Street Cleansing and Conservancy including Road Watering.</b>			
	A.—Street cleansing and Conservancy—			
2,26,162    0    7	(a) Superintendence and Inspection ...	2,27,265    1    8		2,34,427    15    0
37,386    7    4	(b) Veterinary ...	50,267    12    0		53,149    14    0
	(c) Street cleansing and Sanitation—			
10,27,89    8    2	(a) Scavenging ...	10,31,247    8    1		10,42,495    2    0
1,22,071    11    2	(b) Road Scraping ...	92,142    5    6		98,378    3    0
1,17,171    10    1	(d) Gully flushing ...	1,06,711    5    8		1,15,369    0    0
15,31,981    5    4		15,07,634    0    11		15,43,760    2    0
	(e) Removal of Town Refuse to Tardeo for transport to Deonar—			
2,00,805    9    7	1. Motor Traction ...	2,37,294    3    1		2,40,640    9    0
12,370    15    0	2. Electric Traction ...	5,013    0    0		5,013    0    0
6,09,087    15    4	3. Ballock Traction ...	5,95,716    9    0		6,37,025    8    0
524    11    0	4. Incineration ...	.....		.....
90,966    4    11	5. Loading Sidings ...	82,599    10    1		1,12,428    7    0
	6. Refuse manipulator at Carnac Road ...	465    6    0		500    0    0
	7. Reclamation ...	.....		.....
9,13,255    7    10		9,21,088    12    2		9,95,607    8    0
1,07,053    11    9	(f) Miscellaneous ...	1,14,209    9    5		1,44,290    3    0
25,52,290    8    11		25,42,932    6    6		26,83,657    13    0
1,64,748    2    10	B.—Transport of refuse, etc., to Deonar ...	1,91,183    4    5		1,97,830    6    0
85,046    12    5	C.—Road watering ...	55,568    10    2		60,735    12    0
3,319    2    1	New Works ...	9,189    2    11		15,224    0    0
28,25,992    10    3		.....	27,98,863    8    0	29,57,447    15    0
	<b>VIII.—Roads and Over-bridges.</b>			
12,02,481    6    11	A.—Roads, overbridges and foot-paths ...	11,49,463    12    9		12,95,144    14    2
86,860    15    0	B.—Street Improvements ...	39,526    6    7		42,855    1    0
1,39,919    0    0	C.—Cleaning and Repairing Port Trust Wharves and Roads ...	1,70,529    0    0		1,90,000    0    0
	New Works ...	2,868    7    6		3,619    0    0
13,68,781    5    11		.....	13,62,887    10    10	15,31,618    15    2
	<b>IX.—Public Lighting.</b>			
10,99,729    14    3	A.—Public Lighting ...	.....	10,53,425    6    7	10,62,737    3    9
2,53,71,660    9    8	Carried over Rs. ...	.....	2,65,11,716    0    1	2,77,54,780    10    10

## No. 4 - continued.

## DITURE.

Final Grants compared with the Actuals.			Compared with the Actuals for 1928-29.	
Balance unexpended.	Required to be renewed in 1930-31.	Savings.	Increase.	Decrease.
6	7	8	9	10
Rs. a. p.	Rs. a. p.	Rs. a. p.	Rs. a. p.	Rs. a. p.
7,89,949 6 3	3,17,199 14 0	4,22,749 8 8	15,76,552 8 0	2,19,803 8 10
76,961 1 0	11,402 11 0	65,358 6 0	48,140 10 1	32,435 14 11
8,412 6 11	3,096 10 0	5,315 12 11	7,403 12 11	.....
1,892 5 0	422 14 0	1,469 7 0	1,436 15 4	.....
48,454 2 7	27,945 5 0	20,508 13 7	12,484 18 10	.....
27,418 2 7	12,376 7 0	15,041 11 7	19,081 14 5	.....
2,849 9 11	1,004 0 0	1,845 9 11	7,051 8 7	.....
1,65,987 12 0	56,447 15 0	1,09,539 13 0	95,579 11 2	32,435 14 11
7,163 13 4	59 4 0	7,123 9 4	.....	896 14 11
2,882 2 0	68 4 0	2,818 14 0	12,881 4 8	.....
11,187 9 11	2,570 2 0	8,617 7 11	4,057 15 11	.....
6,235 13 6	610 2 0	5,625 11 6	.....	29,929 8 8
8,657 10 4	585 7 0	7,772 8 4	.....	10,460 4 5
86,126 1 1	4,168 3 0	31,957 14 1	16,939 4 7	41,286 9 0
3,346 5 11	2,264 8 0	1,081 13 11	86,988 9 6	.....
41,308 15 0	2,059 13 0	39,249 2 0	.....	7,357 15 0
29,838 12 11	13,762 13 0	16,065 15 11	.....	13,371 6 4
84 10 0	.....	34 10 0	.....	524 11 0
74,518 11 10	18,087 2 0	56,431 9 10	465 6 0	8,868 10 10
30,080 9 7	3,596 9 0	26,484 0 7	.....	.....
1,40,725 6 6	25,851 14 0	1,14,873 8 6	7,155 13 8	70,907 4 2
6,647 1 7	5,173 2 0	1,478 15 7	6,440 1 7	.....
5,177 1 10	30 0 0	5,147 1 10	.....	30,088 2 8
6,034 13 1	3,860 12 0	2,174 1 1	5,870 0 10	.....
1,58,584 7 0	34,915 12 0	1,23,668 11 0	73,859 4 2	1,00,995 6 5
1,45,681 1 5	9,859 4 0	1,35,821 13 5	.....	53,017 10 2
8,328 10 5	796 12 0	2,331 14 5	3,145 7 7	.....
19,471 0 0	.....	19,471 0 0	40,510 0 0	.....
750 8 6	725 0 0	25 8 6	2,868 7 6	.....
1,69,231 4 4	11,881 0 0	1,57,350 4 4	46,623 15 1	53,017 10 2
9,311 13 2	104 1 0	9,207 12 2	.....	46,804 7 8
12,48,064 10 9	4,20,048 10 0	8,28,016 0 9	15,92,622 6 5	4,52,557 0 0



## Appendix

### EXPEN

Actuals for 1928-29.	PARTICULARS.	Details of Actuals for 1929-30.	Actuals for 1929-30.	Final Grants sanctioned for Expenditure during 1929-30.
1	2	3	4	5
Rs.    a.    p.	Brought forward Rs.	Rs.    a.    p.	Rs.    a.    p.	Rs.    a.    p.
2,53,71,650    9    8			2,65,11,716    0    1	2,77,54,780    10    0
	<b>X.—Drainage and Sewerage including the Halalkhore Branch.</b>			
	<b>A.—Drainage and Sluices—</b>			
4,95,111    8    2	(a) Miscellaneous Drainage ... ..	5,63,469    15    0		6,07,169    2    0
4,857    15    0	(b) Sluices ... ..	5,713    12    0		7,106    0    0
4,99,969    7    2		5,69,183    11    0		6,14,275    2    0
	<b>B.—Pumping and Compressor Stations and Floodgates—</b>			
21,959    11    0	(a) Inspection and Supervision ... ..	15,046    5    0		15,075    0    0
47,543    6    5	(b) Compressor Station, Colaba ... ..	48,032    3    9		55,207    12    0
3,35,554    5    9	(c) Pumping Station, Love Grove ... ..	2,99,982    9    9		3,22,801    3    5
1,76,278    12    3	(d) Compressor Station, Love Grove ... ..	1,79,655    13    5		1,95,264    14    11
20,884    8    6	(e) Compressor Station at Bhandaryada (unkeep).	22,465    5    8		27,252    3    0
28,136    7    6	(f) Compressor Station at Arthur Road (upkeep)	28,757    2    0		26,470    0    0
18,860    9    11	(g) Compressor Station at Warden Road ... ..	12,865    14    6		14,520    0    0
1,517    15    4	(h) Pumping Station at Parel Polbaydi ... ..	5,081    4    2		5,763    15    0
156    12    0	(i) Compressor Station at Carrol Road ... ..	3,896    15    10		3,200    2    0
9,121    4    4	(j) Flood Gates ... ..	7,380    8    7		11,307    0    0
6,60,013    13    0		6,18,163    2    8		6,82,362    7    4
	<b>C.—Halalkhore Branch—</b>			
5,76,089    8    8	(a) Cleansing and Sanitation ... ..	4,89,900    13    1		5,11,760    6    0
96,881    6    11	(b) Bullock Traction ... ..	95,856    9    6		1,04,479    10    0
37,255    1    6	(c) Motor Traction ... ..	27,778    6    11		28,794    0    0
68,399    7    0	(d) Miscellaneous ... ..	84,269    12    0		93,269    0    6
7,63,625    8    1		6,97,805    9    6		7,38,303    0    6
1,08,599    5    7	New Works ... ..	1,01,984    2    6		1,60,030    10    0
20,32,208    1    10		.....	19,87,156    9    8	21,95,471    3    10
3,32,103    2    6	<b>XI.—Fire Brigade</b> ... ..	2,61,814    1    6		3,70,797    11    0
50,162    0    0	Debt Charges ... ..	48,029    2    0		48,104    0    0
3,218    0    6	New Works ... ..	2,558    5    3		3,070    0    0
3,85,482    3    0		...	4,12,456    8    9	4,21,971    11    0
	<b>XII.—Building Regulations and other measures for securing the Public Safety.</b>			
66,147    9    4	A.—Executive Engineer's General Office Establishment ... ..	67,307    13    11		69,563    5    0
1,98,232    8    4	B.—Establishment for Inspection and Supervision of Private Buildings ... ..	2,06,707    12    8		2,10,538    12    6
8,734    5    8	C.—Supervision of Factories, Workshops and Work Places.	9,319    8    0		9,527    0    0
66,832    5    11	D.—Licensing Establishment ... ..	70,574    18    7		71,831    12    0
34,856    3    1	E.—Removal of Encroachment on Public Streets ... ..	37,185    6    9		40,939    5    0
6,463    9    1	F.—Street Ambulance Service ... ..	7,039    0    11		7,033    3    0
340    10    4	New Works ... ..	1,464    6    2		1,808    0    0
3,81,647    3    9		.....	3,99,492    14    0	4,11,241    5    0
2,81,70,998    2    3	Carried over Rs.	.....	2,93,16,802    0    6	3,07,83,464    14    8

**No. 4—continued.**  
**DITURE.**

Final Grants compared with the Actuals.			Compared with the Actuals for 1928-29.	
Balance unexpended.	Required to be renewed in 1930-31.	Savings.	Increase.	Decrease.
6	7	8	9	10
Rs. a. p.	Rs. a. p.	Rs. a. p.	Rs. a. p.	Rs. a. p.
12,43,064 10 9	4,20,048 10 0	8,23,016 9 9	15,92,622 6 5	4,52,557 0 0
43,699 3 0	9,118 4 0	34,580 15 0	68,358 6 10	.....
1,392 4 0	467 0 0	925 4 0	855 13 0	.....
45,091 7 0	9,585 4 0	35,505 3 0	69,214 3 10	.....
28 11 0	.....	28 11 0	.....	6,913 6 0
7,175 8 3	1,559 3 0	5,616 5 3	468 13 4	.....
22,818 9 3	1,823 3 0	20,996 6 8	.....	35,571 12 0
15,609 1 6	2,537 1 0	13,072 0 6	3,377 1 3	.....
4,787 2 4	.....	4,787 2 4	1,580 13 2	.....
2,712 14 0	.....	2,712 14 0	.....	4,379 5 6
1,654 1 6	200 0 0	1,454 1 6	.....	5,994 11 5
682 10 10	300 0 0	382 10 10	3,563 4 10	.....
5,304 2 2	.....	5,304 2 2	3,739 8 10	.....
3,926 7 5	1,085 14 0	2,840 9 5	.....	1,740 11 9
64,699 4 8	7,504 5 0	57,194 15 8	12,749 4 4	54,599 14 8
21,859 8 11	3,845 4 0	18,014 4 11	.....	86,188 11 7
8,623 0 6	140 4 0	84,82 12 6	.....	1,024 13 5
1,015 9 1	125 0 0	890 9 1	523 6 5	.....
8,999 4 6	2,639 15 0	6,359 5 6	20,870 5 0	.....
40,497 7 0	6,750 7 0	33,747 0 0	21,993 10 5	87,213 9 0
58,046 7 6	18,023 14 0	40,022 9 6	.....	6,615 3 1
2,08,334 10 2	41,863 14 0	1,66,470 12 2	1,09,357 2 7	1,48,428 10 9
8,933 9 6	1,285 13 0	7,697 12 6	29,711 15 0	.....
14 14 0	388 0 0	—373 2 0	.....	2,072 14 0
516 10 9	411 12 0	104 14 9	.....	664 11 3
9,515 2 3	2,085 9 0	7,429 9 3	29,711 15 0	2,737 9 3
2,355 7 1	.....	2,355 7 1	1,060 4 7	.....
3,830 15 4	692 5 0	3,138 10 4	8,485 4 4	.....
207 8 0	.....	207 8 0	535 2 4	.....
1,256 14 5	247 14 0	1,009 0 5	3,742 7 8	.....
8,759 14 3	134 0 0	3,619 14 3	2,329 3 8	.....
0 2 1	.....	0 2 1	569 7 10	.....
343 9 10	.....	343 9 10	1,123 11 10	.....
11,748 7 0	1,074 3 0	10,674 4 0	17,845 10 3	.....
14,72,662 14 2	4,65,072 4 0	10,07,590 10 2	17,43,537 2 3	6,03,723 4 0

## Appendix

### EXPEN

Actuals for 1928-29.	PARTICULARS.	Details of Actuals for 1929-30.	Actuals for 1929-30.	Final Grants sanctioned for Expenditure during 1929-30.
1	2	3	4	5
Rs. a. p.		Rs. a. p.	Rs. a. p.	Rs. a. p.
2,81,70,988 2 8	Brought forward Rs. ...	.....	2,93,10,802 0 6	3,07,84,464 14 8
	<b>XIII.—Gardens and Open Spaces.</b>			
	A.—Gardens—			
1,20,912 3 1	(a) Victoria Gardens ...	1,23,866 3 11	.....	1,43,587 15 0
87,441 13 4	(b) Miscellaneous Gardens, Open Spaces, Band Stands, etc. ...	42,950 9 9	.....	60,581 4 0
1,58,354 0 5		1,66,816 13 8	.....	1,94,169 3 0
	B.—New Gardens, Recreation Grounds, etc....	6,850 7 0	.....	9,468 5 0
3,498 9 8	New Works ...	3,173 12 2	.....	3,859 13 0
1,76,618 11 5		.....	1,76,841 0 10	2,07,497 5 0
	<b>XIV.—Markets and Slaughter Houses.</b>			
	A.—Markets and Slaughter Houses—			
37,990 7 0	(a) Central Office ...	38,573 14 0	.....	40,824 0 0
1,68,544 1 8	(b) Municipal Markets ...	1,49,270 10 10	.....	1,66,439 11 0
1,23,390 6 0	(c) Slaughter Houses ...	1,30,697 14 5	.....	1,49,310 6 0
66,284 8 6	(d) Meat Carriage ...	71,949 8 2	.....	73,500 8 0
18,613 3 10	(e) Refrigerator ...	19,257 11 6	.....	20,923 0 0
4,14,822 6 0		4,09,749 10 11	.....	4,50,897 4 0
3,62,937 1 0	Debt charges ...	3,28,997 0 0	.....	3,81,615 6 0
1,344 14 4	New Works ...	6,968 7 0	.....	13,957 0 0
7,79,004 5 4		.....	7,45,730 1 11	7,96,469 10 0
23,02,180 0 4	<b>XV.—Municipal Research Bureau ...</b>	.....	2,476 1 1	3,823 4 0
2,39,210 10 8	<b>XVI.—Contribution to the City Improvement Trust</b>	.....	22,92,678 6 8	23,74,522 0 0
3,75,909 15 5	<b>XVII.—Contribution to Provi- dent Fund by the Municipal Corporation ...</b>	.....	2,17,009 11 10	2,75,000 0 0
6,000 0 0	<b>XVIII.—Loan Works Esta- blishment. ...</b>	.....	2,47,292 0 0	2,64,147 9 0
7,00,000 0 0	<b>XIX.—Retrenchment En- quiry ...</b>	.....	8,000 0 0	8,000 0 0
371 8 2	<b>XX.—Contribution from Revenue towards Bai Jerbai Wadia Hospital for Children ...</b>	.....	.....	.....
3,27,50,378 5 2	Total Rs. ...	.....	3,30,00,829 6 10	3,47,12,929 10 8

M. R. TAMBE,  
Chief Accountant.

## No. 4—concluded.

## DITURE.

Final Grants compared with the Actuals			Compared with the Actuals for 1928-29.	
Balance unexpended.	Required to be renewed in 1930-31.	Savings.	Increase.	Decrease.
6	7	8	9	10
Rs. a. p.	Rs. a. p.	Rs. a. p.	Rs. a. p.	Rs. a. p.
14,72,662 14 2	4,65,079 4 0	10,07,590 10 2	17,43,537 2 8	6,03,723 4 0
19,731 11 1	7,453 1 0	12,268 10 1	2,954 0 10	.....
7,630 10 3	1,131 0 0	6,499 10 8	5,508 12 5	.....
27,352 5 4	8,584 1 0	18,768 4 4	8,463 13 3	.....
2,617 14 0	2,274 3 0	343 11 0	.....	7,915 10 4
686 0 10	.....	686 0 10	.....	319 13 6
30,656 4 2	10,858 4 0	19,798 0 2	8,462 13 8	8,235 7 10
2,250 2 0	395 0 0	1,855 2 0	583 7 0	.....
17,169 0 2	6,916 9 0	10,252 7 2	.....	19,273 6 10
18,512 7 7	6,531 12 0	11,980 11 7	7,307 8 5	.....
1,557 10 10	137 0 0	1,413 10 10	5,665 4 8	.....
1,665 4 6	783 7 0	881 13 6	644 7 8	.....
41,147 9 1	14,763 12 0	26,383 13 1	14,200 11 9	19,373 6 10
2,618 6 0	1,961 9 0	653 13 0	.....	33,940 1 0
6,978 9 0	3,272 1 0	3,701 8 0	5,788 8 8	.....
50,739 8 1	20,000 6 0	30,739 2 1	19,939 4 5	53,213 7 10
1,952 2 11	107 12 0	1,244 6 11	2,104 8 11	.....
81,843 9 4	.....	81,843 9 4	.....	9,501 9 8
57,990 4 2	1,000 0 0	56,990 4 2	.....	22,200 14 5
16,855 9 0	2,071 7 0	14,784 2 0	.....	1,28,617 15 5
.....	.....	.....	2,000 0 0	.....
.....	.....	.....	.....	7,00,000 0 0
17,12,100 3 10	4,99,110 1 0	12,12,990 3 10	17,76,043 12 10	15,25,492 11 2

A. R. DALAL,  
Municipal Commissioner

## REVENUE ACCOUNT BALANCE

Liabilities,	Rs.	a.	p.	Rs.	a.	p.
<b>Debts—</b>						
Due on Cash Bills Outstanding Account ... ..	20,661	2	8			
„ Cheques payable ... ..	2,66,705	14	11			
„ Stores purchased, Outstanding Accounts ... ..	37,331	5	6			
„ Outstanding Charges for 1929-30 and previous years ... ..	4,99,110	1	0			
„ „ „ on account of Interest accrued but not paid ... ..	17,63,206	3	4			
<b>City Improvement Trust—</b>						
Contribution falling due in 1930-31 ... ..	29,10,873	0	2			
Deposits in Cash and Paper from Contractors and private parties (Vide details as shown in Appendix No. 14 C.)	18,88,430	14	10	67,86,318	10	5
Public Monuments Maintenance Fund (vide details as shown in Appendix No. 16 B.)				1,04,352	0	0
Endowments Fund (vide details shown in Appendix No. 16 C)				96,051	4	0
<b>Stock Account—</b>						
Capital Purchases Account, &c. ... ..	6,736	4	0			
Stock Adjustment Account ... ..	30,950	6	5	37,686	10	5
<b>Special Funds as at 31st March 1930—</b>						
Fire and Accident Insurance Fund ... ..	6,22,050	0	10			
Net Premia Fund ... ..	8,51,066	15	2			
Provident Fund ... ..	37,55,000	14	7			
Fines Fund ... ..	4,04,229	4	2			
Plant and Machinery Depreciation Fund ... ..	22,13,155	12	6			
Renewal of Road Surfaces Fund ... ..	7,15,770	14	0	85,61,273	13	3
Carried forward Rs. ...				1,55,85,682	0	1

No. 5.

SHEET AS AT 31st MARCH 1930.

		Rs.	a. p.	Rs.	a. p.
<b>Assets.</b>					
Cash in Bank and Cash and Paper in Office		.....		3,56,552	4 2
<b>Debts—</b>					
Due for stores sold		.....		1,428	2 0
<b>Stock—(Vide Appendix No. 14 D.)</b>					
Stock (Reserve Stores)		4,75,227	5 1		
Water Works Imprest		3,875	13 6		
Executive Engineer's Department (D. E. Works)		30,073	15 3		
Line Suspense Account...		81,181	1 7		
		5,90,158	3 5		
<b>Capital Stores—</b>					
Stock		3,13,564	8 3	9,03,722	11 8
Plant and Machinery		.....		19,88,769	6 5
<b>Advances Recoverable—(Vide Appendix No. 14 B.)</b>					
Departmental Works		9,120	2 9		
Private Works		1,14,609	14 1		
Asphalt Plant, Crushers, &c.		9,787	14 7		
Municipal Officers		22,465	9 6		
Sundries—Mis.—Advances		23,569	2 10		
Municipal Contractors		6,018	12 10		
Municipal tenderers		1,200	0 0		
Purchase of Coal		21,778	0 5		
Purchase of Petrol		918	6 0		
Workshops		58,676	9 10		
Expenditure on capital works pending raising of a loan		7,63,664	6 10		
Expenditure on conversion of insanitary basket privies into water closets by subsidising house owners		5,65,600	0 0		
				15,97,358	15 8
Advance from Plant and Machinery Depreciation Fund for levelling, metalling, &c., private streets				1,77,701	15 7
<b>Deposits in paper—</b>					
On Contractors', etc., Accounts with the Imperial Bank of India		.....		4,42,000	0 0
Carried forward Rs.		.....		54,67,593	7

## Appendix

### REVENUE ACCOUNT BALANCE

	Rs. a. p.	Rs. a. p.
Brought over Rs. ...		1,55,85,682 6 1
<b>Surplus Revenue Fund as per Appendix No. 2 ...</b>		<b>76,52,991 7 6</b>
<b>Total Rs.</b>		<b>2,32,38,673 13 7</b>

**M. R. TAMBE,**  
Chief Accountant.

No. 5—concluded.

SHEET AS AT 31st MARCH 1930.

Investments—	Brought over Rs.		Deposits in Cash Fixed, at call and current a/c.	Rs. a. p.		Rs. a. p.	
	In Securities.			Rs. a. p.	54,87,533 7 6		
	Face Value.	Actual cost.					
	As per Appendix No. 16.						
<b>Special Funds.</b>	Rs. a. p.	Rs. a. p.	Rs. a. p.				
<b>Municipal Fire and Accident Insurance Fund</b> ... ..	7,08,000 0 0	6,21,689 8 0	860 8 10	6,22,050 0 10			
<b>Net Premia, &amp;c. on different Municipal Loans</b> ... ..	8,72,700 0 0	8,50,789 0 0	277 15 2	8,51,066 15 2			
<b>Provident Fund</b> ... ..	43,74,500 0 0	37,54,516 5 0	484 9 7	37,55,000 14 7			
<b>Fines Fund</b> ... ..	4,49,700 0 0	4,08,868 0 0	361 4 2	4,04,229 4 2			
<b>Plant and Machinery Depreciation Fund</b> ...	22,32,600 0 0	20,34,971 1 0	482 11 11	20,35,453 12 11			
<b>Renewal of Road Surfaces Fund</b> ... ..	8,13,200 0 0	7,15,616 0 0	154 14 0	7,15,770 14 0			
<b>Surplus Revenue Fund.</b>							83,83,571 13 8
3½ per cent. Government Paper	1,59,400 0 0	95,640 0 0					
5 per cent. Government War Loan 1929-47 ... ..	1,02,200 0 0	97,601 0 0					
5 per cent. Municipal Debentures ... ..	20,500 0 0	20,500 0 0					
4 per cent. Government Loan 1960-70 ... ..	11,75,100 0 0	10,56,372 0 0					
4 per cent. O. I. Trust Coupon Debentures ... ..	3,76,600 0 0	3,18,227 0 0					
4 per cent. O. I. Trust Debentures ... ..	3,63,700 0 0	3,11,485 12 0					
4 per cent. Government Conversion Loan ... ..	14,59,500 0 0	14,44,391 4 0					
6½ per cent. Bombay Development Loan ... ..	3,13,500 0 0	3,52,295 10 0					
4½ per cent. Govt. Loan 1934	15,32,700 0 0	14,04,382 8 0					
	55,03,200 0 0	51,90,895 2 0	40,95,209 12 10	92,86,104 14 10			
<b>Less—Amount held in Surplus Revenue Fund on account of Trust Funds, shown in Appendix No. 7</b> ... ..	.....	.....	52,614 15 5				
<b>Amount held in Surplus Revenue Fund on account of Loans Redemption Fund</b> ... ..	.....	.....	46,324 11 0	98,939 10 5	91,87,165 4 5		
	As per Appendices	Nos. 16 B & 16 C.					
<b>Public Monuments Maintenance Fund.</b> (Vide Appendix No. 16 B)..	1,07,300 0 0	1,04,352 0 0	.....	1,04,352 0 0			
<b>Endowments Fund.</b> (Vide Appendix No. 16 C) ...	1,02,600 0 0	96,051 4 0	.....	96,051 4 0	2,00,403 4 0		
				<b>Total Rupees</b>	<b>2,32,38,673 13 7</b>		

\* For Face, Purchase and Market values of each kind of securities held in the Special Funds, please see Appendix No. 16 attached.

A. R. DALAL,  
Municipal Commissioner.



## Appendix No. 6.

### Statement of Special Funds for 1929-30.

#### Municipal Fire and Accident Insurance Fund.

(Corporation Resolution No. 4572 of 4th October 1888, Corporation Resolution No. 4479 of 5th October 1914, Standing Committee Resolution No. 3451 of 2nd July 1924, Corporation Resolution No. 13888 of 18th February 1926.)

	<i>Dr.</i>	<i>Cr.</i>
	Rs. a. p.	Rs. a. p.
Balance on 1st April 1929 ... ..	.....	5,76,227 12 9
Contributions for the year .. ..	.....	21,500 0 0
Interest realized .. ..	.....	27,000 1 0
Expenditure incurred during the year ... ..	2,677 12 11	.....
Balance on 31st March 1930 as per Balance Sheet, Appendix No. 5...	6,22,050 0 10	.....
Total Rs. ...	6,24,727 13 9	6,24,727 13 9

#### Worn-out Water Mains Renewal Fund.

(Standing Committee Resolution No. 12512 of 22nd February 1893 and Corporation Resolution No. 13406 of 9th March 1893.)

	Rs. a. p.	Rs. a. p.
Balance on 1st April 1929 ... ..	.....	3,20,699 13 8
Interest realized .. ..	.....	15,713 9 4
Expenditure incurred during the year ... ..	24,017 4 10	.....
Balance on 31st March 1930 as per Balance Sheet, Appendix No. 7..	3,12,396 2 2	.....
Total Rs. ...	3,36,413 7 0	3,36,413 7 0

#### Net Premia Fund.

(Corporation Resolution Nos. 5294 of 19th November 1888, 9222 of 11th December 1893 and 5179 of 15th November 1906 and Standing Committee Resolution No. 3343 of 28th August 1907.)

	Rs. a. p.	Rs. a. p.
Balance on 1st April 1929 ... ..	.....	15,95,980 15 3
Interest realized .. ..	.....	66,596 9 4
Sale of water-marked paper ... ..	.....	81 5 0
Amount transferred to Sinking Fund Investments Reserve Fund	1,65,362 2 6	.....
Amount transferred to meet the discount on 28 & 31.43 Lakhs Loans issued in 1929-30 ... ..	6,00,000 0 0	.....
Expenditure incurred during the year ... ..	46,229 12 0	.....
Balance on 31st March 1930 as per Balance Sheet, Appendix No. 5 ..	*8,51,066 15 2	.....
Total Rs. ...	16,62,658 13 7	16,62,658 13 7

\* Out of this, Rs. 4,16,980 belong to Water Works Account.

**Appendix No. 6—continued.****Statement of Special Funds for 1929-30.****Provident Fund.**

(Corporation Resolution No. 5598 of 7th September 1920.)

	<i>Dr.</i>	<i>Cr.</i>
	Rs. a. p.	Rs. a. p.
Balance on 1st April 1929 :—		
Amount of Subscribers' accounts ... ..	Rs. a. p. 20,46,144 2 0	
" excess interest profit on sale of securities, etc., carried forward ... ..	1,89,590 15 9	
of subscription and interest (Schools Committee)... ..	8,10,838 10 2	
		80,46,573 11 11
Net Receipts on account of Subscribers' and Municipal contribu- tions during 1929-30 ... ..	.....	3,13,042 15 8
Interest allowed on the Provident Fund Accounts during 1929-30	.....	1,03,814 4 4
Amount of excess interest, etc., realised on the investments during 1929-30 ... ..	.....	72,886 5 8
Receipts on account of Subscription and interest (Schools Committee).	.....	2,18,683 9 0
Balance on 31st March 1930 as per Balance Sheet, Appendix No. 5 ..	37,55,000 14 3	.....
Total Rs. ...	37,55,000 14 7	37,55,000 14 7

**Fines Fund.**

(Corporation Resolution No. 1217 of 12th May 1919.)

	Rs. a. p.	Rs. a. p.
Balance on 1st April 1929 ... ..	.....	3,51,874 12 6
Interest realized ... ..	.....	18,675 9 0
Net Recoveries of fines during the year .. ..	.....	43,632 12 0
Expenditure incurred during the year ... ..	9,953 13 4	.....
Balance on 31st March 1930 as per Balance Sheet, Appendix No. 5 ...	4,04,229 4 2	.....
Total Rs. ...	4,14,183 1 6	4,14,183 1 6

**Plant and Machinery Depreciation Fund.**

(Corporation Resolution No. 5533 of 1st September 1924.)

	Rs. a. p.	Rs. a. p.
Balance on 1st April 1929 ... ..	.....	19,70,182 0 3
Interest realized during the year ... ..	.....	93,862 2 3
Amount of depreciation on plant and machinery credited to Fund account during the year ... ..	.....	1,51,309 0 0
Value of Scrap of Plant and Machinery sold .. ..	.....	1,075 0 0
Expenditure on purchase of Plant and Machinery ... ..	3,266 6 0	.....
Balance on 31st March 1930 as per Balance Sheet, Appendix No. 5 :—		
Amount advanced for meeting expenditure on levelling, metalling, etc., Private streets ... ..	Rs. a. p. 1,77,701 15 7	
Amount held in Securities and cash ... ..	20,35,453 13 11	
	22,13,155 12 6	
Total Rs. ...	22,16,422 2 6	22,16,422 2 6

**Renewal of Road Surfaces Fund.**

(Corporation Resolution No. 774 of 27th April 1925.)

	Rs. a. p.	Rs. a. p.
Balance on 1st April 1929 ... ..	.....	5,08,190 0 0
Instalment for the year 1929-30 ... ..	.....	1,81,429 0 0
Interest realized ... ..	.....	31,151 14 0
Balance on 31st March 1930 as per Balance Sheet, Appendix No. 5.	7,15,770 14 0	.....
Total Rs. ...	7,15,770 14 0	7,15,770 14 0

**Appendix No. 6—concluded.****Statement of Special Funds for 1929-30.****Levelling, Metalling, &c., Private Streets Fund.**

(Corporation Resolution No. 9427 of 23rd January 1922 and Corporation Resolution No. 11147 of 7th January 1926.)

	Dr.	Cr.
	Rs.    a.    p.	Rs.    a.    p.
Expenditure incurred out of the amount advanced from Plant and Machinery Depreciation Fund upto 1st April 1929 ...	1,89,202    3    6	.....
Expenditure during the year ...	49,475    14    4	.....
Recoveries on account of expenditure during the year ...	.....	57,064    8    6
Interest charges during the year ...	8,759    2    7	8,136    7    0
Recoveries on account of supervision charges during the year ...	.....	9,534    5    4
Advance from Plant and Machinery Depreciation Fund as at 31st March 1930 ...	.....	1,77,701    15    7
Total Rs. ...	2,47,487    4    5	2,47,437    4    5

**Municipal Land and Buildings Fund.**

(Corporation Resolution No. 42 of 3rd April 1916 and Corporation Resolution No. 2600 of 25th June 1923.)

	Rs.    a.    p.	Rs.    a.    p.
Balance on 1st April 1929 ...	.....	3,31,554    4    2
Interest realized ...	.....	23,211    1    7
Realizations on account of sale of land ...	.....	44,441    4    6
Expenditure incurred during the year ...	5,974    4    4	.....
Amount advanced to Development Fund ...	21,060    0    0	.....
Amount advanced to Loan Funds ...	1,75,519    1    11	.....
Balance on 31st March 1930 as per Balance Sheet, Appendix No. 7 ...	1,96,653    3    11	.....
Total Rs. ...	3,99,206    10    2	3,99,206    10    2

**Public Monuments Maintenance Fund.**

	Rs.    a.    p.	Rs.    a.    p.
Balance on 1st April 1929 ...	.....	1,03,824    0    0
Donations received during the year ...	.....	528    0    0
Balance on 31st March 1930 as per Balance Sheet, Appendix No. 5 ...	1,04,352    0    0	.....
Total Rs. ...	1,04,352    0    0	1,04,352    0    0

**Endowments Fund.**

	Rs.    a.    p.	Rs.    a.    p.
Balance on 1st April 1929 ...	.....	81,294    12    0
Transferred from Surplus Funds for the investment of interest realized on donations:—		
For Scholarships ...	400    8    0	
For the supply of warm clothing to patients ...	1,058    0    0	
Rs. 1,456    8    0	.....	1,456    8    0
Endowments received during the year ...	.....	13,300    0    0
Balance on 31st March 1930 ...	96,051    4    0	.....
Total Rs. ...	96,051    4    0	96,051    4    0

M. R. TAMBE,  
Chief Accountant.A. R. DALAL,  
Municipal Commissioner.

**SERVANTS OF INDIA SOCIETY'S  
BRANCH LIBRARY  
BOMBAY**

## Appendix 6-A.

STATEMENT showing details of Development Fund Receipts and Expenditure upto 31st March 1930.

RECEIPTS.				EXPENDITURE.				
Particulars	Receipts upto 31st March 1929.	Receipts during 1929-30.	Total Receipts upto 31st March 1930.	Particulars.	Expenditure upto 31st March 1929.	Expenditure during 1929-30.	Total Expenditure upto 31st March 1930.	
	Rs. a. p.	Rs. a. p.	Rs. a. p.		Rs. a. p.	Rs. a. p.	Rs. a. p.	
<b>Loans Raised—</b>				<b>Expenditure on Works—</b>				
2½ Crores Loan (Development portion)	2,06,43,000 0 0	.....	2,06,43,000 0 0	Golanji Hill Road ... ..	6,41,828 7 1	111 3 9	6,41,939 10 10	
200 Lakhs Loan ( " " )	22,00,000 0 0	.....	22,00,000 0 0	Hornby Road to Ballard Pier Scheme ... ..	1,82,81,800 3 9	1,77,406 12 0	1,84,59,206 15 9	
50 Lakhs Loan for acquisition of lands for roads and street improvements...	39,94,000 0 0	.....	39,94,000 0 0	Mahim Park ... ..	57,08,306 3 6	7,328 8 1	57,15,634 11 7	
31 Lakhs advance from Government for Mahim Development Schemes ...	31,00,000 0 0	.....	31,00,000 0 0	Dalal Street ... ..	3,91,156 8 1	.....	3,91,156 8 1	
25 Lakhs Loan (1927-28) ... ..	4,00,000 0 0	.....	4,00,000 0 0	Mahaluxmi Overbridge ... ..	12,64,817 5 5	267 7 0	12,64,684 12 5	
	3,03,37,000 0 0	.....	3,03,37,000 0 0	Plant and Machinery ... ..	20,873 0 2	.....	20,873 0 2	
<b>Other Receipts—</b>				Mahim Development Schemes ... ..	72,57,427 9 4	89,429 8 6	73,46,857 1 10	
Sale proceeds of land at Mahaluxmi ...	56,06,006 0 0	.....	56,06,006 0 0	Interest on Capital—	3,35,65,509 5 4	2,74,543 7 4	3,38,40,052 12 8	
Interest on Investments and Rents from properties acquired and rented out ... ..	80,78,333 14 5	.....	80,78,333 14 5	( <i>vide</i> details in Appendix 6-B) ... ..	69,89,777 10 2	21,060 0 0	70,10,837 10 2	
				Works executed in connection with the replacement of assets consequent on the Grant Road Terminal Scheme ... ..	4,42,965 0 3	7,036 15 3	4,50,001 15 6	
					4,09,98,251 15 9	3,02,640 6 7	4,13,00,892 6 4	
				Amount expended out of the temporary Advance from Surplus Cash Balance on Development works as per details shown in Appendix No. 8 (page 91) ... ..	.....	47,246 0 11	47,246 0 11	
Carried forward Re. ...	3,90,21,339 14 5	.....	3,90,21,339 14 5	Carried forward Rs; ...	4,09,98,251 15 9	3,49,886 7 6	4,13,48,138 7 3.	

		Brought over Rs. ...	3,90,21,339 14 5	.....	3,90,21,339 14 5			Brought over Rs. ...	4,09,98,251 15 9	3,49,886 7 6	4,13,48,138 7 3
Recoveries on account of sale of lands—						Repayment of Advance from Government for Mahim Development Schemes			31,00,000 0 0	.....	31,00,000 0 0
Golanji Hill Road	...	5,234 13 0	.....	5,234 13 0							
Hornby Road to Ballard Pier Road	...	1,55,408 0 3	.....	1,55,408 0 3							
Mahim Park	...	21,892 13 0	.....	21,892 13 0							
Mahaluxmi Overbridge...	...	29,793 9 0	.....	29,793 9 0							
Dalal Street	...	3,93,341 8 0	.....	3,93,341 8 0							
		6,05,670 11 3	.....	6,05,670 11 3							
Mahim Development Schemes—											
Scheme No. I	...	2,14,487 10 4	.....	2,14,487 10 4							
" " II	...	2,98,844 2 8	.....	2,98,844 2 8							
" " III	...	1,31,442 9 1	.....	1,31,442 9 1							
" " IV	...	2,39,795 7 11	.....	2,39,795 7 11							
" " V	...	11,570 0 0	.....	11,570 0 0							
" " VI	...	.....	.....	.....							
" " VII	...	10,587 13 0	.....	10,587 13 0							
" " VIII	...	57,946 13 0	.....	57,946 13 0							
		9,64,674 8 0	.....	9,64,674 8 0							
		15,70,345 3 3	.....	15,70,345 3 3							
Transfer from Land and Buildings Fund	...	29,80,811 4 1	1,96,579 1 11	31,77,390 6 0							
Advance from Loan Fund	...	5,44,573 0 0	87,243 14 8	6,31,816 14 8							
Temporary advance from Surplus Cash	...	.....	47,246 0 11	47,246 0 11							
Balance	...	.....	.....	.....							
Grand Total Rs. ...		4,41,17,069 5 9	3,31,069 1 6	4,44,48,138 7 3							
						Total Expenditure Rs. ...		4,40,98,251 15 9	3,49,886 7 6	4,44,48,138 7 3	
						Balance	...	18,817 6 0	.....	.....	
						Grand Total Rs. ...		4,41,17,069 5 9	.....	4,44,48,138 7 3	

M. R. TAMBE,  
Chief Accountant,

A. R. DALAL,  
Municipal Commissioner.

## Appendix 6 B.

STATEMENT showing details of allocation of interest paid on Development Loans including the advance of Rs. 31 lakhs from Government for Mahim Development Schemes.

Particulars	Interest paid upto 31st March 1929.					Interest paid during 1929-30.			Total.	Grand Total.
	Interest capitalized.	Met from interest on investments and rent, &c., receipts of properties acquired and rented out.	Met from the transfer from Land and Buildings Fund.	Met from the Temporary advance from Loan Fund.	Total.	Met from interest on investments and rent, &c., receipts of properties acquired and rented out.	Met from the transfer from Land and Buildings Fund.	Met from the Temporary advance from Loan Fund.		
	Rs. a. p.	Rs. a. p.	Rs. a. p.	Rs. a. p.	Rs. a. p.	Rs. a. p.	Rs. a. p.	Rs. a. p.	Rs. a. p.	Rs. a. p.
Golanji Hill Road ... ..	32,286 14 4	89,804 0 0	1,18,500 4 3	.. ..	1,90,541 2 7	....	.....	....	....	1,90,541 2 7
Hornby Road to Ballard Pier Scheme ... ..	.....	20,72,432 12 7	10,11,632 1 1	.....	30,84,064 13 8	.....	21,060 0 0	.....	21,060 0 0	31,05,124 13 8
Mahim Park ... ..	2,22,080 0 1	8,70,952 0 0	7,48,863 14 1	1,75,519 1 11	15,17,415 0 1	.....	1,75,519 1 11	Cr. 1,75,519 1 11	.....	15,17,415 0 1
Mahaluxmi Overbridge ... ..	.....	66,280 0 0	1,40,880 8 2	.....	2,07,160 8 2	.....	.....	.....	.....	2,07,160 8 2
Dalal Street ... ..	1,998 12 0	12,524 0 0	.....	.....	14,522 12 0	.....	.....	.....	.....	14,522 12 0
	2,56,315 10 5	25,61,992 12 7	20,19,876 11 7	1,75,519 1 11	50,13,704 4 6	.....	1,96,579 1 11	Cr. 1,75,519 1 11	21,060 0 0	50,34,764 4 6
<b>Mahim Development Schemes.</b>										
Scheme No. I ... ..	40,962 3 2	33,579 0 0	75,076 14 7	.....	1,48,718 1 9	.....	.....	.....	.....	1,48,718 1 9
" " II ... ..	86,514 5 2	61,783 0 0	1,03,588 0 10	.....	2,51,865 6 0	.....	.....	.....	.....	2,51,865 6 0
" " III ... ..	1,28,650 9 8	1,20,741 1 11	2,72,080 15 7	.....	5,16,472 11 2	.....	.....	.....	.....	5,16,472 11 2
" " IV ... ..	3,48,688 10 8	2,56,267 6 1	3,95,574 0 2	.....	9,00,430 0 11	.....	.....	.....	.....	9,00,430 0 11
" " V ... ..	.....	13,893 0 0	32,298 8 6	.....	46,126 8 6	.....	.....	.....	.....	46,126 8 6
" " VI ... ..	.....	3,515 9 10	6,831 2 9	.....	10,346 12 7	.....	.....	.....	.....	10,346 12 7
" " VII ... ..	.....	15,236 0 0	37,400 1 10	.....	52,636 1 10	.....	.....	.....	.....	52,636 1 10
" " VIII ... ..	.....	11,386 0 0	28,800 10 11	.....	40,186 10 11	.....	.....	.....	.....	40,186 10 11
Laying mains in Mahim Development Schemes ... ..	.....	.....	8,959 0 0	.....	8,959 0 0	.....	.....	.....	.....	8,959 0 0
Diversion of water mains affected by Mahim Development Schemes ... ..	.....	.....	332 0 0	.....	332 0 0	.....	.....	.....	.....	332 0 0
	4,98,815 12 8	5,16,341 1 10	9,60,916 7 2	.....	19,76,073 5 8	.....	.....	.....	.....	19,76,073 5 8
<b>Total Rs. ...</b>	<b>7,55,191 7 1</b>	<b>30,78,333 14 5</b>	<b>29,80,793 2 9</b>	<b>1,75,519 1 11</b>	<b>69,89,777 10 2</b>	<b>.....</b>	<b>1,96,579 1 11</b>	<b>Cr. 1,75,519 1 11</b>	<b>21,060 0 0</b>	<b>70,10,837 10 2</b>

M. R. TAMBE,  
Chief Accountant.

A. R. DALAL,  
Municipal Commissioner.

## Appendix

### CAPITAL FUND BALANCE

	Rs.	a.	p.	Rs.	a.	p.	Rs.	a.	p.
<b>Loans Outstanding:—</b>									
<b>Due to Government—</b>									
<i>(Vide details as shown in Appendix No. 11)</i> ...     ...				9,43,21,840	8	9			
<b>Due to Public—</b>									
<i>(Vide details as shown in Appendix No. 11)</i> ...     ...				8,66,41,500	0	0	18,09,63,340	8	9
<b>Municipal Land and Buildings Fund Account</b> ...     ...							1,96,653	3	11
<b>Trust Fund Account:—</b>									
Balance out of donation received for Maternity Home at Chhas Muholla     ...     ...     ...     ...     ...     ...     ...							53,614	15	5
Worn-out Water Mains Renewal Fund Account     ...     ...							3,12,396	2	2
Temporary advance from Surplus Cash Balance pending raising of a loan on account of conversion of insanitary basket-prives into water-closets by subsidising house- owners     ...     ...     ...     ...     ...     ...     ...     ...							5,65,600	0	0
Temporary advance from Surplus Cash Balance for financing Capital Expenditure during 1929-30. <i>(Vide Corporation Resolution No. 6631 of 24-10-29)</i> ...     ...							7,64,664	6	10
Carried forward Rs.     ...     ...							18,27,54,219	5	1





## Appendix

## CAPITAL FUND BALANCE

	Rs.	a.	p.	Rs.	a.	p.	Rs.	a.	p.
							18,28,54,269	5	1
<b>Surplus—</b>									
<b>CAPITAL ASSETS AT ORIGINAL COST OVER LIABILITIES:—</b>									
Brought over Rs.									
Sinking Fund on Loans	8,14,02,082	4	10						
Loans repaid, etc.	3,30,50,758	9	6						
Unbooked Property	45,57,835	11	11						
Premia on Loans	2,93,848	11	11						
Contributions from Special Funds	8,03,171	0	3						
"    "    Revenue for Loan Works Establishment	17,869	16	8						
"    "    G. I. P. Ry.	3,74,000	0	0						
"    "    Port Trust	1,56,500	0	0						
"    "    Government for Schools	5,00,000	0	0						
"    "    Worn-out Water Mains Renewal Fund	5,89,385	7	4						
"    "    Land and Buildings Fund	74,78,698	11	2						
"    "    Development Fund	1,34,32,075	7	8						
"    "    Revenue towards Bai Jerbai Wadia Hospital for Children	7,00,000	0							
	9,33,36,221	0	3						
<b>Contributions from Trust Fund—</b>									
Royal Visit Fund in connection with a Ward for Tuberculosis									
Balance of Donation	52,687	0	5						
Gordhandas Sunderdas Medical College (Government Promissory Notes of the face value of Rs. 14½ lakhs received from Gordhandas Sunderdas Charities Trust)—									
Donation	9,00,072	0	0						
Interest	1,84,215	13	6						
	10,84,287	13	6						
King Edward VII Memorial Hospital—									
Contribution from Government	4,94,826	11	10						
"    "    K. E. M. Committee	6,94,599	0	11						
	11,89,425	12	0						
Fire Brigade Station at Frere Road—									
Contribution from Port Trust	1,82,318	6	0						
Maternity Home at Victoria Road 3rd Cross Lane—									
Contribution from Sir Mahomedbhoy Currimbhoy—									
Donation	1,00,970	1	7						
Interest	11,599	1	11						
	1,12,569	3	6						
Willingdon Memorial Play ground (Amount received from Willingdon Memorial Committee)—									
Donation	1,85,604	11	4						
Interest	22,435	3	7						
	1,58,039	14	11						
Maternity Home at Chhas Moholla (From the estate of Mr. Mahomed Haji Saboo Shieck)—									
Donation	5,13,500	0	0						
Interest	1,30,516	8	8						
	6,44,016	3	8						
<b>Less—Amount held in Trust Fund Account</b>	59,614	16	5						
	5,91,401	4	3						
Memorial Ward at K. E. M. Hospital (Donation from the estate of the late Dr. Haji Ismail Jan Mahomed)	30,135	10	8						
	33,50,359	2	0						
<b>Deduct—</b>							9,66,86,580	2	3
Assets written off							4,19,168	9	9
							9,62,67,391	8	6
<b>Total Rs.</b>							27,91,21,660	18	7

M. R. TAMBE,  
Chief Accountant.

No. 7—concluded.

SHEET AS AT 31st MARCH 1930.

	Brought over Rs. ...			Rs. a. p.	Rs. a. p.
	Rs. a. p.	Rs. a. p.	Rs. a. p.		
Amount of Rs. 37 Lakhs Loan temporarily transferred to Surplus Cash Balance for repayment of Loans of Rs. 40 lakhs and Rs. 50 lakhs during 1929-30 (vide Corporation Resolution No. 6631 of 24.11.29) ...					27,89,76,671 13 1
					24,83,824 11
<b>IN SECURITIES.</b>					
	Face Value.	Actual Cost.	Cash Deposit.		
	Rs. a. p.	Rs. a. p.	Rs. a. p.		
As per Appendix No. 16.					
<b>SPECIAL FUNDS.</b>					
<b>Land and Buildings Fund</b> ... ..	2,03,400 0 0	1,96,296 0 0	857 3 11	1,95,653 3 11	
<b>Worn-Out Water Mains Renewal Fund</b>	3,09,500 0 0	3,11,883 0 0	508 2 2	3,12,396 2 2	5,09,049 6 2
<b>Trust Fund—</b>					
Amount held in Surplus Revenue Fund, (vide Remark in App. No. 5) ... ..					52,614 15 5
<b>Total Rs.</b> ...					27,91,21,660 13 7

A. R. DALAL,  
Municipal Commissioner.

## Appendix No. 8.

## SUMMARY.

	Capital Expenditure upto 31st March 1929.	Expended during the year.	Total Capital Expenditure upto 31st March 1930.
	Rs. a. p.	Rs. a. p.	Rs. a. p.
<b>(1) Loan Funds.</b>			
<b>(i) Loan Works.</b>			
I.—General Supervision, Collection of Revenue, &c. .. .. .	30,95,108 2 6	Cr. 450 0 0	30,94,658 2 6
II.—Water Works—Ordinary .. .. .	4,44,26,227 4 6	80,043 1 6	4,45,06,270 6 0
Tansa Triplication .. .. .	5,02,72,282 9 0	40,529 4 6	5,03,12,811 13 6
III.—Education—Primary .. .. .	19,84,904 5 9	81,781 9 6	20,66,685 15 3
V.—Public Health Department .. .. .	14,35,156 12 0	911 0 0	14,36,067 12 0
VI.—Medical Relief and Education .. .. .	63,13,753 0 2	3,31,638 0 6	66,45,391 0 8
VII.—Street Cleansing and Conservancy, &c. .. .. .	45,15,502 14 5	80,480 3 11	45,95,983 2 4
VIII.—Roads and Overbridges .. .. .	2,65,52,702 4 10	9,22,001 7 7	2,74,74,703 12 5
X.—Drainage and Sewerage, &c., Ordinary .. .. .	3,29,20,840 10 2	1,62,401 12 6	3,30,83,242 6 8
Main Drainage Scheme .. .. .	3,49,440 14 4	109 2 0	3,49,550 0 4
XI.—Fire Brigade .. .. .	10,56,340 5 11	2,995 11 10	10,59,336 1 9
XII.—Building Regulations and other measures for Public safety .. .. .	17,292 2 5	.....	17,292 2 5
XIII.—Gardens and Open Spaces .. .. .	36,79,790 2 9	933 14 0	36,80,724 0 9
XIV.—Markets and Slaughter Houses .. .. .	75,94,217 3 1	235 1 0	75,94,452 4 1
Discount and other charges on the Loan of Rs. 37lakhs .. .. .	....	1,70,989 10 0	1,70,989 10 0
<b>(i) Loan Works—Total Rs. ..</b>	<b>18,42,13,558 11 10</b>	<b>18,74,599 14 10</b>	<b>18,60,88,158 10 8</b>
<b>(ii) Development Works.</b>			
Mahim Development Schemes .. .. .	72,57,427 9 4	89,429 8 6	73,46,857 1 10
Other Schemes .. .. .	2,63,08,081 12 0	1,85,113 14 10	2,64,93,195 10 10
Interest on Capital .. .. .	69,89,777 10 2	21,060 0 0	70,10,837 10 2
Replacement of Assets affecting Grant Road Terminal Scheme .. .. .	4,42,965 0 3	7,036 15 3	4,50,001 15 6
<b>(ii) Development Works—Total Rs.</b>	<b>4,09,98,251 15 9</b>	<b>3,02,640 6 7</b>	<b>4,13,00,892 6 4</b>
<b>(1) Loan Funds—Total Rs. ..</b>	<b>22,52,11,810 11 7</b>	<b>21,77,240 5 5</b>	<b>22,73,89,051 1 0</b>
<b>(2) Trust Fund.</b>			
Works executed .. .. .	33,48,086 6 9	2,272 11 3	33,50,359 2 0
<b>(3) Worn-out Water Mains Renewal Fund.</b>			
Works executed .. .. .	5,65,368 2 6	24,017 4 10	5,89,385 7 4
<b>(4) Land and Buildings Fund.</b>			
Lands purchased and buildings erected .. .. .	42,95,329 0 10	5,974 4 4	43,01,303 5 2
<b>(5) Works executed out of Surplus Cash Balance pending raising of a Loan</b>			
Conversion of insanitary basket privies, &c. .. .. .	90,400 0 0	4,75,200 0 0	5,65,600 0 0
<b>(6) Works executed out of the temporary advance from Surplus Cash Balance</b>			
.....	....	7,63,664 6 10	7,63,664 6 10
<b>Grand Total Rs. ..</b>	<b>23,35,10,994 5 8</b>	<b>34,48,369 0 8</b>	<b>23,69,59,363 6 4</b>

## Appendix No. 8.

Block Account showing details of Capital Expenditure upto 31st March 1930.

	Capital Expenditure upto 31st March 1929.	Expended during the year.	Total Capital Expenditure upto 31st March 1930.
	Rs. a. p.	Rs. a. p.	Rs. a. p.
<b>I.—GENERAL SUPERVISION, COLLECTION OF REVENUE, ETC.</b>			
<b>MUNICIPAL OFFICE BUILDINGS—</b>			
Municipal Office Buildings .. ..	14,67,386 11 3	....	†14,67,386 11 3
Extension of the Municipal Office on the present site .. ..	1,30,529 12 6	..	1,30,529 12 6
Extending Municipal Office on the new site of Cruickshank Road .. ..	9,763 0 0	....	9,763 0 0
	16,07,679 7 9	....	16,07,679 7 9
<b>WORKSHOPS—</b>			
Construction of New Municipal Workshops at Foras Road .. ..	5,64,779 14 5	Cr. 450 0 0	5,64,329 14 5
Other Works .. ..	3,36,676 6 8	....	3,36,676 6 8
Works completed ( <i>vide</i> page 73 of Report for 1925-26) .. ..	9,01,456 5 1	Cr. 450 0 0	9,01,006 5 1
<b>OTHER STRUCTURES—</b>			
Works completed ( <i>vide</i> page 93 of Report for 1924-25) .. ..	3,78,375 7 3	....	3,78,375 0 3
Works completed during the year—			
Construction of new ward offices at Babula Tank for the Assessment and Health Department .. ..	48 6 0	....	48 6 0
Acquisition of land and construction of a bungalow for the Municipal Commissioner at Peddar Road .. ..	1,97,510 3 11	....	1,97,510 3 11
Acquisition of land and quarters for Municipal servants at Mingalwadi, Mazgaon .. ..	10,038 11 6	....	10,038 11 6
	2,07,597 5 5	....	2,07,597 5 5
	5,85,972 5 8	....	5,85,972 5 8
<b>I.—General Supervision, &amp;c. Total Rs.</b>	30,95,108 2 6	Cr. 450 0 0	30,94,658 2 6
<b>II.—WATER WORKS—ORDINARY.</b>			
Works completed ( <i>vide</i> page 58 of Report for 1928-29) .. ..	4,18,69,900 4 3	....	*4,18,69,900 4 3
Providing mains in Port Trust Estate, Mazagaon, Coal Bunder .. ..	13,303 11 10	Cr. 6,650 13 4	6,652 14 6
Providing mains in Estate area to the East of Grain Depot .. ..	65,935 13 5	Cr. 33,729 12 8	32,206 0 9
Laying 12" main in Dadar Road and Portuguese Church Road East of Cadell Road .. ..	31,593 12 2	....	31,593 12 2
	4,19,80,733 9 8	Cr. 40,380 10 0	4,19,40,352 15 8
Works completed during the year—			
Laying down 15" main along Chakla Street .. ..	50,607 4 0	....	50,607 4 0
Replacing 4" main by 6" main in the remaining portion of Lady Jamshedji Road for 2,000' from Dadar Road Junction to Northwards .. ..	17,092 13 11	....	17,092 13 11
Replacing 12" main in New Parbhadevi Road, between New Foras Road and Junction of Cadell Road and Old Parbhadevi Road by 15" main .. ..	32,535 1 4	....	32,535 1 4
Conversion of 18" Old Tansa Main into an Outlet from Bhandarwada Reservoir .. ..	851 13 9	....	851 13 9
Carried over Rs.	1,01,087 1 0	....	1,01,087 1 0
<b>II.—Water Works, Ordinary Carried over Rs.</b>	4,19,80,733 9 8	Cr. 40,380 10 0	4,19,40,352 15 8

† Inclusive of Rs. 7,34,326-8-3 paid out of the Invested Fund.

\* Inclusive of Rs. 2,40,000 paid out of the premia received on the Loan in respect of Tansa Water Works including cost of survey and Rs. 3,74,000 paid from the contributions received from the G. I. P. Railway Company in respect of the work of removing and relaying the 32" Vehar Main, south of Kurla.

## Appendix No. 8—continued.

	Capital Expenditure upto 31st March 1929.	Expended during the year.	Total Capital Expenditure upto 31st March 1930.
	Ra. a. p.	Ra. a. p.	Ra. a. p.
<b>II—WATERWORKS—ORDINARY—contd.</b>			
Brought over Rs. ..	4,19,80,733 9 8	Cr. 40,380 10 0	4,19,40,352 15 8
Works completed during the year Brought over Rs. ..	1,01,087 1 0	....	1,01,087 1 0
Laying 24" main in Haines Road be- tween Tulsī Pipe Road and Fergus- son Road ..	67,947 6 0	....	67,947 6 0
Providing 6" water main in the west footpath of Upper Duncan Road ..	11,636 1 1	....	11,636 1 1
Laying 6" water main in west footpath of Parel Chawl Road, (between Kala- chowki Road and Love Lane)..	4,998 13 8	....	4,998 13 8
	1,85,669 5 9	....	1,85,669 5 9
	4,21,66,402 15 5	Cr. 40,380 10 0	4,21,26,022 5 5
<b>Works in progress—</b>			
Laying 9"×5" mains on the estate of the City Improvement Trust between King's Way and the G. I. P. Railway Dadar Station ..	2,88,518 8 0	12 14 0	2,88,531 6 0
Constructing a mechanical filtration plant at Tulsī Lake for purifying Tulsī water and the work of conver- sion of obsolete filters at Malabar Hill into Reservoir Storage ..	4,31,017 13 8	4,600 0 0	4,36,217 13 8
Installation of filters at Powai for purify- ing water..	5,30,575 8 0	193 13 2	5,30,769 5 2
Protection of catchment area, Vehar Lake ..	4,25,700 4 8	Cr. 2,927 0 6	4,22,773 4 2
Providing mains and hydrants in the City where there are none existing ..	2,81,319 12 0	4,695 3 8	2,86,014 15 8
Laying 24" outlet main from Bhandar- wada Reservoir to Jail Road, East ..	69,081 5 4	18,409 6 6	87,490 11 10
Laying main in Nowroji Hill Estate of C. I. Trust ..	23,918 12 0	Cr. 99 0 0	23,819 12 0
Laying water mains in the proposed lay- out between Dadar Overbridge and Dadar Road, west of Tulsī Pipe Line.	26,380 15 3	433 7 0	26,814 6 3
Laying 6" main in the area of the City Improvement Trust Scheme 57, Sewri Wadala ..	42,587 6 10	2,259 14 7	44,847 5 5
Chlorinating Tansa Water Supply ..	80,104 11 9	45,458 11 6	1,25,563 7 3
Installation of Chlorinating plant for sterilizing the water from Vehar and Tulsī Lakes ..	6,960 0 0	16,834 8 0	23,794 8 0
Providing 6" water main in either foot- path of Arthur Road between Jacob Circle and DeLisle Road ..	15,000 2 11	3,474 11 7	18,474 14 6
Providing 6" water main in either foot- path along Sydenham Road between Sandhurst Road and Masjid Bunder Road ..	15,016 14 10	104 2 0	16,021 0 10
Laying 6" main in Sorab Mill Cross Lane in the public passage joining with the Tulsī Pipe ..	4,770 11 6	446 13 0	5,217 8 6
Conversion gradually of an adequate number of underground hydrants out of the existing 4,849 underground hydrants into standpost hydrants to prevent pollution of water supply of the City ..	9,445 11 3	5,214 6 8	14,660 1 11
Laying 6" water main in north and south footpath of Love Lane (from Victoria Gardens to Mount Road) ..	7,925 11 1	11,600 13 2	19,526 8 3
Works in progress Carried over Rs.	22,59,824 5 1	1,10,712 12 4	23,70,537 1 5
<b>II.—Water Works, Ordinary, Carried over Rs.</b>	4,21,66,402 15 5	Cr. 40,380 10 0	4,21,26,022 5 5

## Appendix No. 8—continued.

	Capital Expenditure upto 31st March 1929.	Expended during the year.	Total Capital Expenditure upto 31st March 1930.
II—Water Works, Ordinary. Brought over	Rs. a. p.	Rs. a. p.	Rs. a. p.
Rs. ..	4,21,68,402 15 5	Cr. 40,380 10 0	4,21,26,022 5 5
Works in Progress—contd. Brought over Rs.	22,59,824 5 1	1,10,712 12 4	23,70,537 1 5
Providing 18" and 12" water mains at M. H. Reservoir to obtain independent connection from Reservoir Nos. I and 2 .. .. .	....	3,437 3 5	3,437 3 5
Providing 6" water main in Nepean Sea Road from Nepean Road to Harkness Road .. .. .	....	5,700 0 9	5,700 0 9
Laying additional 6" water main in Lady Jamshedji Road and east footpath from Worli Road to DeLisle Road ..	....	573 11 0	573 11 0
	22,59,824 5 1	1,20,423 11 6	23,80,248 0 7
II.—Water Works, Ordinary—Total Rs. ..	4,44,26,227 4 6	80,043 1 6	4,45,06,270 6 0
I —Water Works—			
Tansa Triplication :—			
Widening the Track along Tansa Pipe line between Pogaon and Pokran ..	7,31,751 9 8	....	7,31,751 9 8
Preliminary fees and expenses ..	44,578 13 4	Cr. 120 0 0	44,458 13 4
Cost of making survey of the country through which the new aqueduct could be constructed .. .. .	20,744 2 7	....	20,744 2 7
Section I.—Forming pipe track from Tansa to Bandra, supplying and lay- ing trolley lines, erecting sluice house, Inspector's houses, temporary engine house and semi-permanent buildings and accommodation roads, etc. ..	94,11,307 7 2	1,509 2 6	94,12,816 9 8
Section IA.—Tansa-Atgaon metalled road .. .. .	3,68,319 11 7	....	3,68,319 11 7
Section IB.—Raising Tansa Dam ..	8,47,754 11 6	....	8,47,754 11 6
Section IC.—Acquisition of land for embankments for new pipe tracks and trolley lines .. .. .	3,26,561 0 7	Cr. 385 15 2	3,26,175 1 5
Section ID.—Altering outlet well and constructing head works and control room at Tansa .. .. .	5,68,375 15 10	....	5,68,375 15 10
Section II.—Supplying and laying about 42 miles steel pipes from Tansa to Pogaon .. .. .	2,46,86,382 5 7	2,017 8 0	2,46,88,399 13 7
Section III.—Supplying and laying about 63 miles steel pipes, &c., from Pogaon to Bombay .. .. .	73,71,409 9 5	37,508 9 2	74,08,918 2 7
Section IV.—Supplying sluice valves and other apparatus .. .. .	4,58,199 15 6	....	4,58,199 15 6
Section V.—Supplying two 57" venturi meters .. .. .	1,33,604 11 10	....	1,33,604 11 10
Section VIA.—Constructing bridges at Kasheli .. .. .	44,00,482 13 10	....	44,00,482 13 10
Section VII.—Constructing new bridge & approaches at Bandra for carrying two 57" mains over the Bandra Creek	93,999 1 11	....	93,999 1 11
Section VIII.—Supplying and erecting a temporary pumping plant at Kasheli .. .. .	4,45,606 1 5	....	4,45,606 1 5
Section VIIIA.—Supplying and erecting permanent pumping plant.	367 8 0	....	367 8 0
Section IX.—Cast Iron Pipes and special castings .. .. .	1,50,785 8 0	....	1,50,785 8 0
Tansa Triplication—Carried over Rs. ..	5,00,60,221 3 9	40,529 4 6	5,01,00,750 8 3
II.—Water Works—Carried over Rs. ..	4,44,26,227 4 6	80,043 1 6	4,45,06,270 6 0

## Appendix No. 8—continued.

	Capital Expenditure upto 31st March 1929.	Expended during the year.	Total Capital Expenditure upto 31st March 1930.
	Rs. a. p.	Rs. a. p.	Rs. a. p.
II—Water Works— <i>contd.</i> Brought over Rs.	4,44,26,227 4 6	80,043 1 6	4,45,08,270 6 0
Tansa Triplication— <i>contd.</i> Brought over .. Rs.	5,00,60,221 3 9	40,529 4 6	5,01,00,750 8 3
Section IXA.—Supplying and laying pipes, &c., required for remodelling the distribution system in Bombay including Petemeter Survey, &c. ..	86,739 5 3	....	86,739 5 3
Proportionate cost of acquiring land in Mahim Development Scheme IV for laying the new 57" Tansa Main ..	71,630 0 0	....	71,630 0 0
Proportionate cost of laying a protected reinforced concrete formation over the Tansa Water Trench at Mahim ..	53,692 0 0	....	53,692 0 0
Tansa Triplication—Total Rs. ..	5,02,72,282 9 0	40,529 4 6	5,03,12,811 13 6
II.—Water Works—Total Rs. ..	9,46,98,509 13 6	1,20,572 6 0	9,48,19,082 3 6
III.—EDUCATION.			
SCHOOL BUILDINGS—			
Construction of Buildings for Primary Schools in the City (10 Lakhs Programme)—			
Preliminary Expenses .. .. .	4,744 12 10	....	4,744 12 10
Kumbharwada School .. .. .	1,02,667 8 10	....	1,02,667 8 10
Old Nagpada and Memonwada Schools	31,227 7 11	....	31,227 7 11
Mazagaon Road School .. .. .	37,532 5 7	....	37,532 5 7
Moreland Road School .. .. .	1,01,733 1 11	....	1,01,733 1 11
Ardeshir Dady Street School .. ..	1,21,677 9 9	....	1,21,677 9 9
Dongri Street School and Mandvi Koliwada School .. .. .	3,82,356 12 4	....	3,82,356 12 4
Mustan Tank School .. .. .	1,61,785 9 2	....	1,61,785 9 2
School at Babula Tank .. .. .	4,60,116 12 0	....	4,60,116 12 0
	* 14,03,842 0 4	....	* 14,03,842 0 4
Sopari Baug Road School .. .. .	6,851 11 6	....	6,851 11 6
School at Valpakhady .. .. .	1,00,714 13 1	....	1,00,714 13 1
Construction of a Primary School at DeLisle Road .. .. .	2,49,340 7 6	....	2,49,340 7 6
Gilder Tank School .. .. .	1,93,879 2 4	....	1,93,879 2 4
Construction of additional School Buildings in the City to be let to the Schools Committee,			
(1) At Valpakhady .. .. .	265 10 5	16,330 7 0	16,596 1 5
(2) At Foras Road .. .. .	30,010 8 7	62,719 3 0	92,729 11 7
Extension of Memonwada Primary School .. .. .	....	2,731 15 6	2,731 15 6
	5,81,062 5 5	81,781 9 6	6,62,843 14 11
III.—Education—Total Rs. .. .. .	19,84,904 5 9	81,781 9 6	20,66,685 15 3
V.—PUBLIC HEALTH.—			
Works completed ( <i>vide</i> page 60 of the Report for 1928-29) .. .. .	14,02,081 15 2	....	14,02,081 15 2
Works completed during the year—			
Construction of a compound wall on South side of Haines Road Hindu Cemetery .. .. .	6,228 15 11	....	6,228 15 11
	14,08,310 15 1	....	14,08,310 15 1
Works in progress—			
Acquisition of land for Hindu Cemetery at Vadala .. .. .	26,845 12 11	911 0 0	27,756 12 11
V.—Public Health—Total Rs. .. .	14,35,156 12 0	911 0 0	14,36,067 12 0

\* Inclusive of Government share of contribution of Rs. 5 lakhs.



## Appendix No. 8—continued.

	Capital Expenditure upto 31st March 1929.	Expended during the year.	Total Capital Expenditure upto 31st March 1930.
	Rs a. p.	Rs. a. p.	Rs. a. p.
<b>VI.—MEDICAL RELIEF AND EDUCATION.</b>			
Works completed ( <i>vide</i> page 61 of the Report for 1928-29) .. .. .	14,29,997 10 8	.....	*14,29,997 10 8
Works completed during the year—			
Laying out additional roads with drainage in the Arthur Road Hospital .. .. .	36,586 0 11	.....	36,586 0 11
Constructing linen rooms with shelves and bed fan rooms for European Wards New Section at A. R. Hospital.	8,165 12 10	....	8,165 12 10
Acquisition of land for the construction of Professors' quarters at G. S. M. College and a recreation ground ..	1,75,981 0 0	....	1,75,981 0 0
	2,20,732 13 9	....	2,20,732 13 9
	16,50,730 8 5	....	16,50,730 8 5
Works in progress—			
Construction of King Edward VII Memorial Hospital (Municipal share of cost) .. .. .	31,03,635 7 11	3,642 7 9	31,07,477 15 8
Seth Gordhandas Sunderdas Charities Trust Medical College (Municipal share) .. .. .	5,36,074 10 8	5,850 15 9	5,41,925 10 5
Furniture and fittings, &c., for the King Edward Memorial Hospital and Gordhandas Sunderdas Medical College .. .. .	3,35,699 15 6	1,938 12 0	3,37,683 11 6
Construction of a ward for cholera and plague cases at Arthur Road Hospital.	9,379 11 8	59,512 8 7	68,892 4 3
Surgical instruments and apparatus for K. E. M. Hospital and G. S. M. College .. .. .	2,08,076 10 0	5,210 7 3	2,13,287 1 3
Construction of quarters for Nurses at Arthur Road Hospital .. .. .	8,203 12 9	13,031 1 2	21,234 13 11
Levelling the site of the play ground for G. S. M. College .. .. .	2,674 15 0	1,288 11 0	3,963 10 0
Municipal contribution towards the construction of Bai Jerbai Wadia Hospital for children .. .. .	4,59,277 4 3	2,40,722 11 9	7,00,000 0 0
Construction of an additional storey on the Isolation Ward for Venereal Diseases at K.E.M. Hospital .. .. .	.....	122 13 3	122 13 3
Construction of an additional storey over the Nurses' quarters at K. E. M. Hospital .. .. .	.....	72 8 0	72 8 0
	46,63,022 7 9	3,31,638 0 6	49,94,660 8 3
<b>VI.—Medical Relief and Education.—Total Rs.</b>	63,13,753 0 2	3,31,638 0 6	66,45,391 0 8
<b>VII.—STREET CLEANSING AND SANITATION—</b>			
Works completed ( <i>vide</i> page 62 of the Report for 1928-29) .. .. .	35,93,123 10 7	.....	35,93,123 10 7
Construction of additional 57 wagons for the removal of refuse and silt .. .. .	3,03,070 5 0	Cr. 18,746 1 0	2,84,324 4 0
Laying an extra siding at Mahalaxmi Railway station for the removal of Kutchra .. .. .	60,995 0 0	4,184 5 0	65,179 5 0
Construction of chawls and stables at Agripada .. .. .	3,43,092 3 11	Cr. 1,200 0 0	3,41,892 3 11
<b>VII.—Street Cleansing, &amp;c., Carried over Rs.</b>	43,00,281 3 6	Cr. 15,761 12 0	42,84,519 7 6

\* Exclusive of Rs. 30,000 expended out of the donation from Sir Ibrahim Rahimtoola, Kt., for combined School and Dispensary at Sandhurst Road

## Appendix No. 8—continued.

	Capital Expenditure upto 31st March 1929.	Expended during the year.	Total Capital Expenditure upto 31st March 1930.
	Rs. a. p.	Rs. a. p.	Rs. a. p.
<b>VII.—Street Cleansing, &amp;c.—Brought forward</b>	43,00,281 3 6	Cr. 15,761 12 0	42,84,519 7 6
<b>Works in progress—</b>			
Construction of Stables and offices at Annesley Road .. .. .	1,89,875 6 8	227 8 0	1,90,102 14 8
Construction of chawls at Annesley Road .. .. .	9,830 0 10	76,815 2 0	86,645 2 10
Construction of a chawl at Deonar ..	80 5 2	17,638 4 6	17,718 9 8
Additional office accommodation for Health Deptt. stables at Dadar ..	15,435 14 3	1,561 1 5	16,996 15 8
	2,15,221 10 11	96,241 15 11	3,11,463 10 10
<b>VII.—Street Cleansing, &amp;c.—Total Rs.</b>	45,15,502 14 5	80,480 3 11	45,95,983 2 4
<b>VIII—ROADS AND OVERBRIDGES—</b>			
<b>CONSTRUCTION OF OVERBRIDGES—</b>			
Works completed ( <i>vide</i> page 60 of the Report for 1927-28) .. .. .	28,76,564 14 8	....	28,76,564 14 8
Works completed during the year DeLisle Road Overbridge .. .. .	14,69,240 6 5	....	14,69,240 6 5
	43,45,805 5 1	....	43,45,805 5 1
<b>Works in progress—</b>			
Dadar Overbridge .. .. .	5,14,645 8 8	42,984 2 8	5,57,629 11 4
<b>Overbridges—Total</b>	48,60,450 13 9	42,984 2 8	49,03,435 0 5
<b>CONSTRUCTION OF ROADS—</b>			
Works completed ( <i>vide</i> page 62 of the Report for 1928-29) .. .. .	71,18,755 7 3	....	*71,18,755 7 3
Diversion of Love Grove Pumping Station Road for staff quarters ..	4,26,451 7 8	Cr. 407 5 4	4,26,044 2 4
	75,45,206 14 11	Cr. 407 5 4	75,44,799 9 7
<b>Works completed during the year—</b>			
Acquisition of properties for widening Musjid Bunder Road and Samuel Street .. .. .	88,286 3 10	....	88,286 3 10
Constructing proposed Nardulla 50' Extension Road to the Tulsi Pipe Line Road .. .. .	37,259 5 8	....	37,259 5 8
Acquisition of property near Pydhoni ..	60,364 10 11	....	60,364 10 11
	1,85,910 4 5	....	1,85,910 4 5
	77,31,117 3 4	Cr. 407 5 4	77,30,709 14 0
<b>Works in progress—</b>			
Construction of Dadar Kumbharwada Road .. .. .	6,83,778 8 1	Cr. 18,237 4 2	6,65,541 3 11
Widening Bandra Causeway half width west side from its junction with Mori Road from chainage 0 to 550 and half width east side from chainage 638 to 1218 and full width from chainage 1218 to 1768 .. .. .	....	21,046 6 10	21,046 6 10
<b>Construction of Roads.—Carried over Rs.</b>	6,83,778 8 1	2,809 2 8	6,86,587 10 9
<b>Construction of Roads—Carried over Rs.</b>	77,31,117 3 4	Cr. 407 5 4	77,30,709 14 0
<b>VIII.—Roads and Overbridges—Carried over Rs.</b>	48,60,450 13 9	42,984 2 8	49,03,435 0 5

\* Inclusive of Rs. 1,56,500 contributed by the Port Trust for Wari-Bunder Road.

## Appendix No. 8—continued.

	Capital Expenditure upto 31st March 1929.	Expended during the year.	Total Capital Expenditure upto 31st March 1930.
	Rs. a. p.	Rs. a. p.	Rs. a. p.
VIII—Roads and Overbridges—Brought over Rs.	48,60,450 13 9	42,984 2 8	49,03,435 0 5
Construction of Roads—Brought over Rs.	77,31,117 3 4	Cr. 407 5 4	77,30,709 14 0
Construction of Roads—Brought over Rs.	6,83,778 8 1	2,809 2 8	6,86,587 10 9
Tulsi Pipe Line Road—			
(a) From Haines Road to Dadar ..	1,10,632 14 11	2,994 8 9	1,13,627 7 8
(b) From Dadar to Mahim to accommodate new Tansa Pipes ..			
Remaking Roads in accordance with demands of heavy traffic ..	41,65,149 13 3	3,74,200 7 3	45,39,359 4 6
Widening Love Lane ..	3,47,342 4 0	6,840 14 6	3,54,183 2 6
Widening Globe Mill passage (Municipal share) ..	1,22,037 2 6	1,432 0 0	1,23,469 2 6
New Footpaths ..	6,36,560 3 10	45,479 3 2	6,82,039 7 0
Widening and Improving Dalal Street ..	22,450 5 6	.....	22,450 5 6
Golanji Hill Road ..	4,08,800 0 0	.....	4,08,800 0 0
Tulsi Pipe Line Road from Dadar Road to Dadar Overbridge ..	61,341 11 1	2,767 3 9	64,108 14 10
Widening further portion of Bandra Causeway ..	1,09,451 12 8	Cr. 783 6 4	1,08,668 6 4
Construction of 80' Lady Jamshedji Road from Bombay Woollen Mills to Portuguese Church Street ..	66,577 1 7	99,076 4 2	1,65,653 5 9
	67,34,121 15 5	5,34,825 5 11	72,68,947 3 4
Construction of Roads—Total Rs. ..	1,44,65,239 0 9	5,34,418 0 7	1,49,99,657 1 4
STREET IMPROVEMENTS—			
Street Improvements in different places	72,08,012 6 4	3,41,599 4 4	75,52,611 10 8
Special Street Improvements ..	†19,000 0 0	.....	19,000 0 0
Street Improvements—Total Rs. ..	72,27,012 6 4	3,44,599 4 4	75,71,611 10 8
VIII.—Roads and Overbridges—Total Rs. ..	2,65,52,702 4 10	9,22,001 7 7	2,74,74,703 12 5
X.—DRAINAGE AND SEWERAGE, &c.—			
Works completed ( <i>vide</i> pages 63, 64 and 65 of the Report for 1928-29) ..	2,98,84,764 6 3	.....	2,98,84,764 6 3
Works completed during the year:—			
Constructing a S. W. drain in DeLisle Road extension and New Parbhadevi Road ..	34,174 7 6	.....	34,174 7 6
Constructing a covered S.W. drain in Babula Tank Road ..	29,813 4 8	.....	29,813 4 8
Construction of latrines and urines at Esplanade Maidan ..	23,990 10 3	.....	23,990 10 3
Construction of latrines and urinals at the Junction of Clerk Road and Hornby Vellard ..	14,212 3 9	.....	14,212 3 9
Sewer in south Road Turkey Red Dye Works ..	8,976 5 7	.....	8,976 5 7
Ramp in continuation of road south of Scottish Orphanage play-ground and outfall at Mahim Foreshore ..	23,887 7 2	.....	23,887 7 2
Construction of sewers in 80' Lady Jamshedji Road from Woollen Mills to Portuguese Church Street (Road No. 5 Dadar Overbridge Scheme) ..	38,893 5 4	.....	38,893 5 4
Constructing pipe sewer Crossing Lady Jamshedji Road at Naska Tank ..	3,936 9 9	.....	3,936 9 9
Constructing pipe sewer Crossing DeLisle Road Extension at Ash Lane ..	11,021 8 7	.....	11,021 8 7
Constructing pipe sewer Crossing DeLisle Road, at 60' road north of Ash Lane ..	7,929 3 1	.....	7,929 3 1
Constructing sewer in proposed 40' cross road between 80' Lady Jamshedji Road and Hasali Tank Lane ..	1,601 6 4	.....	1,601 6 4
Carried forward Rs. ..	1,98,436 8 0	.....	1,98,436 8 0
X.—Drainage, etc.—Carried forward Rs. ..	2,98,84,764 6 3	.....	2,98,84,764 6 3

† This was paid out of the Road Improvement Fund.

## Appendix No. 8—continued.

	Capital Expenditure upto 31st March 1929.		Expended during the y. ar.		Total Capital Expenditure upto 31st March 1930.	
	Rs.	a. p.	Rs.	a. p.	Rs.	a. p.
X.—Drainage, etc. Brought forward Rs. . . . .	2,98,84,764	6 3	....		2,98,84,764	6 3
Brought forward ..	1,98,436	8 0	....		1,98,436	8 0
Works completed during the year—contd.						
Providing 12"×15" S. W. drains with water entrances in Dockyard Road between Nesbit Road Extension and Reay Road ..	10,371	5 6	....		10,371	5 6
Construction of covered S. W. drains with necessary water entrances and providing manholes over vertical connection and Dhapa Chambers in Kazi Sayed Street ..	19,011	3 11	....		19,011	3 11
S. W. drain in a portion of Cadell Road including S. W. outfall No. 7 ..	33,169	12 6	....		33,169	12 6
S. W. drain in a portion of the new Purbhadevi Road ..	3,805	6 2	....		3,805	6 2
S. W. drain in a portion of Cadell Road to south of Lady Hardinge Road and in a portion of Cadell Road to north of Scottish Orphanage Road including outfall No. 5 ..	16,108	4 0	....		16,108	4 0
Providing 9" Pipe sewers and 12" S. W. pipe drain with all necessary appliances in a portion of Chinch Bunder Road. . .	8,580	2 0	....		8,580	2 0
Providing S. W. drains in Ridge Road and Little Gibbs Road ..	25,969	15 1	....		25,969	15 1
	3,15,452	9 2	....		3,15,452	9 2
Works completed Total Rs. ..	3,02,00,216	15 5	....		3,02,00,216	15 5
Works in progress—						
Main sewerage and drainage of the City—						
(1) Acquisition of land at Tulsi pipe Line scheme for accommodating underground works ..	1,53,115	12 5	....		1,53,115	12 5
(2) Preliminary expenses ..	1,96,325	1 11	109 2 0		1,96,434	3 11
	3,49,440	14 4	109 2 0		3,49,550	0 4
Ordinary—						
Construction of a new outfall at Love Grove ..	22,65,895	11 0	Cr. 1,806 14 0		22,64,088	13 0
Constructing an Ovoid Sewer from Chunam Kiln Lane to 250' south of Pydhonie Road and thence to Nagdevi Cross Lane ..	55,162	3 11	....		55,162	3 11
Constructing an Ovoid Sewer from 250' south of Pydhonie Road to Nagdevi Cross Lane ..	1,08,124	13 0	2,077 8 3		1,08,202	5 3
Sewer in the proposed road north of Sassoon Dye Works from Cadell Road to the sea ..	5,402	10 5	....		5,402	10 5
Constructing S. W. drains in inner roads of Mahim Park ..	23,116	13 11	33,234 7 3		56,351	5 2
S. W. drains in Globe Mill Passage ..	24,047	10 10	10 0 0		24,057	10 10
S. W. drain No. IV extension upto DeLisle Road Extension ..	6,643	4 3	66 8 0		6,809	12 3
S. W. drain in Dadar Kumbharwada Extension V upto channel ..	22,033	0 11	680 0 0		22,713	0 11
S. W. drain in Dadar Gully ..	7,378	4 2	423 0 11		7,801	5 1
S. W. drain in proposed 60' road from Portuguese Church Street, junction of Old Parbhadevi Road to DeLisle Road Extension ..	13,736	0 4	478 0 0		14,214	0 4
S. W. drain in Ash Lane (proposed 40' road) from DeLisle Road Extension to Cadell Road ..	2	2 0	20,181 7 5		20,183	9 5
Works in progress—Carried over Rs. . . . .	28,78,983	9 1	55,553 3 10		29,34,536	12 11
X.—Drainage, &c.—Carried over Rs. . . . .	3,02,00,216	15 5	....		3,02,00,216	15 5

## Appendix No. 8—continued.

	Capital Expenditure upto 31st March 1929.	Expended during the year.	Total Capital Expenditure upto 31st March 1930.
	Rs. a. p.	Rs. a. p.	Rs. a. p.
X.—Drainage, &c.—Brought forward Rs. ..	3,02,00,216 15 5	....	3,02,00,216 15 5
Works in progress— <i>contd.</i>			
Brought forward Rs. ..	28,78,983 9 1	55,553 3 10	29,34,536 12 11
S. W. drain in proposed 60' road from Portuguese Church Street to Cadell Road south of Sonapur Lane draining to outfall No. 3 .. .. .	17,425 14 5	228 9 0	17,654 7 5
Extension of Mahim storm water outfall No. 1 .. .. .	28,877 2 4	14,575 4 6	43,452 6 10
Construction of latrines and urinals with garden and providing gymnastic apparatus between the two wings of Dadar Overbridge .. .. .	11,770 12 9	4,930 12 3	16,701 9 0
Construction of an Ovoid sewer from 400' southwards of Musjid Bunder Road to Janjekar Street .. .. .	31,322 12 4	20,332 3 1	51,654 15 5
Covering up the water course on DeLisle Road .. .. .	74 1 11	16 2 11	90 4 10
Constructing a covered masonry S. W. drain in lieu of the existing water course passing through the property of Khatri E. H. Arat on DeLisle Road and filling in the existing water course .. .. .	74 1 11	16 2 11	90 4 10
Providing 12" pipe S. W. drain with necessary half sized and full sized water entrances and constructing a manhole in place of lamphole etc., between 1st Chinch Bunder Road and Dongri Street .. .. .	8,074 9 10	108 0 0	8,182 9 10
Providing 12" S. W. pipe drains with necessary water entrances in Jail Road East and manholes over the existing 9" pipe sewer in the same Road .. .. .	12,160 4 11	55 0 0	12,215 4 11
S. W. drain in Dadar Kumbharwada Extension No. 3 .. .. .	13,109 11 5	10 0 0	13,119 11 5
S. W. drain in a portion of Cadell Road and Mahim Bazar Cross Road including Outfall No. 6 .. .. .	66,049 9 11	826 13 0	66,876 6 11
Constructing S. W. drain in proposed 40' cross road between 80' Lady Jamshedji Road and Hasali Tank Lane .. .. .	2,141 14 3	....	2,141 14 3
Construction of water closets and urinals at Apollo Bunder near the Gate of India .. .. .	....	60 6 0	60 6 0
S. W. drain in Bandra Causeway .. .. .	....	28 14 0	28 14 0
Ovoid sewer in Trimbak Parsharam Street from the junction of Grant Road and Trimbak Parsharam Street to the junction of Falkland Road and Sandhurst Road .. .. .	....	31,867 15 4	31,867 15 4
Ovoid sewer in Sandhurst Road to the junction of Doctor Street and Sandhurst Road .. .. .	....	12 14 8	12 14 8
Ovoid sewer in Sandhurst Road and Bhandi Bazar Road from the junction of Doctor Street and Sandhurst Road to the junction of Bhandi Bazar and Sandhurst Road .. .. .	....	4,846 15 0	4,846 15 0
Laying new sealed sewage main at Colaba to Serve Nos. 1, 2 and 3, Ejector Station .. .. .	....	25,606 1 10	25,606 1 10
Putting an additional 4" air main from Branch Chamber on Colaba Road to No. 3 Ejector .. .. .	....	3,435 8 2	3,435 8 2
	30,70,064 9 1	1,62,510 14 6	32,32,575 7 7
X.—Drainage, &c.—Total Rs. ..	3,32,70,281 8 6	1,62,510 14 6	3,34,32,792 7 0

## Appendix No. 8—continued.

	Capital Expenditure upto 31st March 1929.	Expended during the year.	Total Capital Expenditure upto 31st March 1930.
	Rs. a. p.	Rs. a. p.	Rs. a. p.
<b>XI.—FIRE BRIGADE.</b>			
Works completed ( <i>vide</i> page 65 of the Report for 1927-28) .. .. .	9,71,862 8 1	....	9,71,862 8 1
<b>WORKS IN PROGRESS.</b>			
Construction of a Fire Brigade Station on the reclaimed site of the Naigam Tank.	72,877 14 10	2,995 11 10	75,873 10 8
Construction of additional quarters for Lascars at Naigam Tank Fire Brigade Station .. .. .	11,599 15 0	....	11,599 15 0
	84,477 13 10	2,995 11 10	87,473 9 8
<b>XI.—Fire Brigade—Total Rs</b> .. .. .	10,56,340 5 11	2,995 11 10	10,59,336 1 9
<b>XII.—BUILDING REGULATIONS AND MEASURES FOR SECURING THE PUBLIC SAFETY.</b>			
Works completed ( <i>vide</i> page 7 of the Report for 1926-27) .. .. .	17,292 2 5	.....	17,292 2 5
<b>XIII.—GARDENS AND OPEN SPACES.</b>			
Works completed ( <i>vide</i> page 67 of the Report for 1928-29) .. .. .	2,87,942 13 3	....	2,87,942 13 3
<b>Works in Progress—</b>			
Filling in part of Storm-water Reservoir .. .. .	33,34,995 13 9	Cr. 1,009 6 0	33,33,986 7 9
Filling in low-lying ground in Nardulla Scheme .. .. .	16,029 4 3	543 4 0	16,572 8 3
Laying out and providing a railing round the Willingdon Recreation ground at Ripon Road and Souter Street and construction of quarters for males and caretakers at Lord Willingdon Memorial Play Ground .. .. .	18,532 3 11	1,400 0 0	19,932 3 11
Filling in low lying-ground within Dadar Overbridge Scheme .. .. .	22,289 15 7	....	22,289 15 7
	33,91,847 5 6	933 14 0	33,92,781 3 6
<b>XIII.—Gardens and Open Spaces—Total Rs.</b>	36,79,790 2 9	933 14 0	36,80,724 0 9
<b>XIV.—MARKETS AND SLAUGHTER HOUSES.</b>			
Works completed ( <i>vide</i> page 67 of the Report for 1928-29) .. .. .	70,01,706 13 9	....	70,01,706 13 9
Works completed during the year— Construction of a Market at Gilder Tank site .. .. .	4,70,735 8 10	....	4,70,735 8 10
	74,72,442 6 7	....	74,72,442 6 7
<b>Works in progress—</b>			
Construction of a Market at Dadar .. .. .	1,21,774 12 6	....	1,21,774 12 6
Construction of a semi-permanent Market at Chandanwadi .. .. .	....	235 1 0	235 1 0
	1,21,774 12 6	235 1 0	1,22,009 13 6
<b>XIV.—Markets and Slaughter Houses.— Total Rs.</b> .. .. .	75,94,217 3 1	235 1 0	75,94,452 4 1
Discount and other charges on the Loan of Rs. 37 lakhs .. .. .	....	1,70,989 10 0	1,70,989 10 0

## Appendix No. 8—continued.

	Capital Expenditure upto 31st March 1929.	Expended during the year.	Total Capital Expenditure upto 31st March 1930.
	Rs. a. p.	Rs. a. p.	Rs. a. p.
<b>DEVELOPMENT SCHEMES—</b>			
Golanji Hill Road .. .. .	6,41,828 7 1	111 3 9	6,41,939 10 10
Hornby Road to Ballard Pier Road ..	1,82,81,800 3 9	1,77,406 12 0	1,84,59,206 15 9
Dalal Street .. .. .	3,91,156 8 1		3,91,156 8 1
Mahim Park .. .. .	57,08,306 3 6	7,328 8 1	57,15,634 11 7
Mahaluxmi Overbridge .. .. .	12,64,317 5 5	267 7 0	12,64,584 12 5
Plant and Machinery .. .. .	20,673 0 2	....	20,673 0 2
	2,63,08,081 12 0	1,85,113 14 10	2,64,93,195 10 10
<b>MAHIM DEVELOPMENT SCHEMES—</b>			
Scheme I.—Construction of a proposed road from Lady Jamshedji Road to Mahim Station .. .. .	4,21,378 14 7	8,697 12 4	4,30,076 10 11
Scheme II.—Construction of two proposed roads and a park between Nardulla Tank and Dadar Kumbharwada .. .. .	7,62,820 9 8	256 10 0	7,63,077 3 8
Scheme III.—Extension of the new DeLisle Road northwards to Lady Jamshedji Road .. .. .	16,87,028 1 8	49,117 15 0	17,36,146 0 8
Scheme IV.—Widening and Improving Lady Jamshedji Road .. .. .	33,08,843 1 0	8,169 0 1	33,17,012 1 1
Scheme V.—Road in continuation of Mahim Bazaar Cross Road to Tulsi Pipe Line Road .. .. .	2,92,337 13 2	10,884 14 9	3,03,222 11 11
Scheme VI.—Proposed Road between Matunga and Dadar Station connecting Lady Jamshedji Road with Tulsi Pipe Line Road (Road marked A B) ..	62,462 6 8	959 0 0	63,421 6 8
Scheme VII.—Roads to be constructed in the area south of proposed Road between Matunga and Dadar Station as per Scheme No. VI. (Roads marked B D, C D & D E) .. .. .	3,62,344 5 1	3,055 1 0	3,65,399 6 1
Scheme VIII.—Roads to the south and north of E. D. Sassoon Dye Works ..	2,65,202 10 8	6,031 1 6	2,71,233 12 2
Laying mains in Mahim Development Schemes .. .. .	91,860 12 0	2,258 1 10	94,118 13 10
Diversion of water mains affected by the Mahim Development Works .. .. .	3,148 14 10	....	3,148 14 10
	72,57,427 9 4	89,429 8 6	73,46,857 1 10
Interest on Capital .. .. .	69,89,777 10 2	21,060 0 0	70,10,837 10 2
Works carried out out of Rs. 5,53,784 received from B. B. & C. I. Ry. in connection with replacement of Assets consequent on Grant Road Terminal Scheme—			
Construction of Chawls for bigaries at Arthur Road .. .. .	1,96,451 6 7	....	1,96,451 6 7
Relaying water mains affected by Grant Road Terminal Scheme between Bellasis Bridge and Haines Road ..	1,40,647 12 7	4,756 9 4	1,45,404 5 11
Construction of latrines, chawls, shed, etc., at Mahaluxmi .. .. .	1,05,865 13 1	2,280 5 11	1,08,146 3 0
	4,42,965 0 3	7,036 15 3	4,50,001 15 6
<b>Grand Total .. Rs.</b>	<b>4,9,9,251 15 9</b>	<b>3,02,640 6 7</b>	<b>4,18,00,892 6 4</b>

## Appendix No. 8—continued.

	Capital Expenditure upto 31st March 1929.	Expended during the year.	Total Capital Expenditure upto 31st March 1930.
	Rs. a. p.	Rs. a. p.	Rs. a. p.
<b>TRUST FUNDS—</b>			
King Edward Memorial Hospital ..	12,71,748 7 10	....	12,71,748 7 10
Seth Gordhandas Sunderdas Charities Trust—Medical College ..	10,84,287 13 6	....	10,84,287 13 6
Construction of a new Fire Brigade Station at Frere Road for Dock Area Willington Memorial Fund—Play- ground for recreation of the work- ing classes ..	1,32,318 6 0	....	1,32,318 6 0
Construction of a Maternity Home at Victoria Road 3rd Cross Lane ..	1,58,039 14 11	....	1,58,039 14 11
Acquisition of Land for a Maternity Home at Chas Mohalla (Imanwada) ..	1,12,563 3 6	....	1,12,563 3 6
Maternity Home at Cadell Road ..	2,00,977 0 4	....	2,00,977 0 4
Maternity Home at Bellasis Road ..	1,49,800 6 11	2,272 11 3	1,52,073 2 2
Trust Funds—Total Rs. ..	2,38,351 1 9	....	2,38,351 1 9
<b>Trust Funds—Total Rs. ..</b>			
	33,48,086 6 9	2,272 11 3	33,50,359 2 0
<b>Worn-out Water Mains Renewal Fund.</b>			
Works executed ( <i>vide</i> page 69 of the Report for 1928-29) ..	3,26,667 15 9	....	3,26,667 15 9
<b>Works in progress—</b>			
Replacement of mains of larger size in various parts of the City ..	1,71,454 2 1	6,970 11 6	1,78,424 13 7
Coating 50" pipes with Bitumistic paint ..	67,246 0 8	7,962 15 5	75,209 0 1
Replacing water mains less than 6" by larger ones in F & G Wards ..	....	4,751 9 6	4,751 9 6
Diverting 12" main in Sydenham Road ..	....	702 13 4	702 13 4
Diverting the existing 5" water main (1) between Carnac Road and Bhajipala Street and (2) between Janjekar Street and Bhajipala Street ..	....	3,629 3 1	3,629 3 1
	2,38,700 2 9	24,017 4 10	2,62,717 7 7
<b>Worn-out Water Mains Renewal Fund— Total Rs. ..</b>			
	5,65,368 2 6	24,017 4 10	5,89,385 7 4
<b>LAND AND BUILDINGS FUND—</b>			
Lands purchased and buildings erected out of the Municipal Land and Build- ing Fund—			
Works completed ( <i>vide</i> page 69 of the Report for 1928-29) ..	32,51,782 7 8	....	32,51,782 7 8
Street improvements in different places ..	10,43,546 9 2	....	10,43,546 9 2
	42,95,329 0 10	....	42,95,329 0 10
<b>Works completed during the year—</b>			
Acquisition of land from C. I. Trust for the construction of 9 seated privies at Gowari Village ..	....	190 0 0	190 0 0
Proportionate share chargeable to the Drainage Deptt. of the cost of improv- ing a private Street known as New Foras Road from house No. 27 A. to Tulsi Lane Road ..	....	5,784 4 4	5,784 4 4
	....	5,974 4 4	5,974 4 4
<b>Land and Buildings Fund—Total Rs. ..</b>			
	42,95,329 0 10	5,974 4 4	43,01,303 5 2
<b>Works executed out of Surplus Cash Balance pending raising of a Loan—</b>			
Conversion of insanitary basket privies into water-closets by subsidising house owners ..	90,400 0 0	4,75,200 0 0	5,65,600 0 0



## Appendix No. 8—continued.

	Capital Expenditure upto 31st March 1929.		Expended during the year.		Total Capital Expenditure upto 31st March 1930.			
	Rs.	a. p.	Rs.	a. p.	Rs.	a. p.		
Works executed out of the Advance from Surplus Cash Balance.								
<b>II.—WATER WORKS, ORDINARY.</b>								
Laying mains on the estate of the City Improvement Trust between Kingsway and G. I. P. Railway Dadar Station—								
(a) Sections 1 to 6 .. .. .								
(b) „ 7 to 8 .. .. .			0	10	0	0		
(c) 9A, 9B and 10 .. .. .								
Laying 6" water main in North and South footpath of Love Lane from Victoria Garden to Mount Road .. .. .			1,771	8	0	1,771	8	0
Providing mains and hydrants in the City where there are none existing .. .. .			2,762	14	0	2,762	14	0
Providing 18" and 12" water mains at M. H. Reservoir to obtain independent connection from Reservoir Nos. 1 & 2 .. .. .			1,550	14	11	1,550	14	11
Construction of a Mechanical Filtration Plant at Tulsī and work of conversion of Obsolete filters at Malabar Hill Reservoir .. .. .			230	0	0	230	0	0
Installation of Filters at P o w a i for purifying water .. .. .			9	11	0	9	11	0
Laying 24" outlet main from Bhandarwada Reservoir to Jail Road, East .. .. .			920	8	0	920	8	0
Laying water main in the proposed lay out between Dadar Overbridge and Dadar Road, west of Tulsī Pupe Line.. .. .			1,287	0	9	1,287	0	9
Laying additional 6" water main in Lady Jamshedji Road and east footpath from Worli Road to DeLisle Road .. .. .			13,525	4	7	13,525	4	7
Chlorinating the Tansa Water-supply .. .. .			2,398	15	0	2,398	15	0
Installation of chlorinating plants for sterilizing the water from Vehar and Tulsī Lakes .. .. .			1,479	14	4	1,479	14	4
Providing water mains in Sewri-Wadala Area, Schem. No. 57 of G. I. Trust .. .. .			2,051	5	10	2,051	5	10
Providing 6" water mains in Nepean Sea Road from Nepean Road to Harkness Road .. .. .			13,551	6	10	13,551	6	10
Providing 6" water main in either footpath of Arthur Road between Jacob Circle and DeLisle Road .. .. .			173	12	0	173	12	0
Providing 6" water main in either footpath along Sydenham Road between Sandhurst Road and Musjid Bunder Road .. .. .			683	4	3	683	4	3
Laying 9" main in Sorab Mill Cross Lane in the public passage joining with the Tulsī Pipe .. .. .			29	11	0	29	11	0
Conversion gradually of an adequate number of under-ground hydrants out of the existing 4,849 underground hydrants into standpost hydrants to prevent pollution of water supply of the City .. .. .			1,522	10	0	1,522	10	0
<b>II.—Water Works Ordinary—Total Rs. ..</b>			<b>43,949</b>	<b>6</b>	<b>6</b>	<b>43,949</b>	<b>6</b>	<b>6</b>
<b>II.—WATER WORKS, TANSA TRIPLICATION.</b>								
Section 1.—Forming Pipe track from Tansa to Bandra, supplying and laying trolley lines, erecting sluice house, Inspectors houses, temporary Engine house and semi-permanent building and accommodation roads, &c. .. .. .			75	7	0	75	7	0
<b>II.—Water Works—Tansa Triplication—Carried over Rs....</b>			<b>75</b>	<b>7</b>	<b>0</b>	<b>75</b>	<b>7</b>	<b>0</b>
Advance from Surplus Cash Balance—Carried over ..Rs.			<b>43,949</b>	<b>6</b>	<b>6</b>	<b>43,949</b>	<b>6</b>	<b>6</b>

## Appendix No. 8—continued.

	Capital Expenditure upto 31st March 1929.		Expended during the year.		Total Capital Expenditure upto 31st March 1930.	
	Rs.	a. p.	Rs.	a. p.	Rs.	a. p.
Advance from Surplus Cash Balance— Brought forward Rs. ..	....		43,949	6 6	43,949	6 6
II.—Water Works, Tansa Triplication— Brought forward Rs. ..	....		75	7 0	75	7 0
Section IC.—Acquisition of land for Em- bankments for new Pipe track and trolley line .. .. .	....		1,433	8 6	1,433	8 6
Section II.—Supplying and laying about 42 miles steel Pipes from Tansa to Pogaon ..	....		883	10 6	883	10 6
Section III.—Supplying and laying about 63 miles steel Pipes, &c., from Pogaon to Bombay .. .. .	....		2,919	14 6	2,919	14 6
Vaiterna scheme—Preliminary Expenses, survey of land, &c. .. .. .	....		1,202	3 3	1,202	3 3
II.—Water Works, Tansa Triplication—Total	....		6,514	11 9	6,514	11 9
II.—Water Works—Total Rs. .. ..	....		50,464	2 3	50,464	2 3
III.—EDUCATION—PRIMARY.						
Construction of additional School buildings in the City to be let to the School Committee— (1) at Valpakhadi .. .. .	....		816	8 0	816	8 0
(2) at Foras Road .. .. .	....		14,853	3 0	14,853	3 0
Extension of Memonwada Primary School ..	....		7,862	12 7	7,862	12 7
III.—Education—Primary, Total Rs. ..	....		23,532	7 7	23,532	7 7
V.—PUBLIC HEALTH DEPARTMENT.						
Acquisition of land for Hindu Cemetery at Vadala .. .. .	....		45	9 0	45	9 0
V.—Public Health, Total Rs. .. ..	....		45	9 0	45	9 0
VI.—MEDICAL RELIEF AND EDUCATION.						
Construction of a ward for cholera and plague cases at Arthur Road Hospital .. .. .	....		18,454	9 4	18,454	9 4
King Edward Memorial Hospital .. .. .	....		192	2 0	192	2 0
Seth Gordhandas Sunderdas Charities Trust— Medical College .. .. .	....		6,340	5 0	6,340	5 0
Surgical instruments and apparatus for K. E. M. Hospital and G. S. M. College .. .. .	....		1,043	9 9	1,043	9 9
Furniture and fittings, etc., for the King Edward Memorial Hospital and Gordhan- das Sunderdas Medical College .. .. .	....		1,688	5 0	1,688	5 0
Construction of Quarters for Nurses at Arthur Road Hospital .. .. .	....		1,868	6 0	1,868	6 0
Levelling site of the play ground for G. S. M. College .. .. .	....		64	7 0	64	7 0
Construction of an additional storey on the Isolation ward for Venereal Diseases at K. E. M. Hospital .. .. .	....		4,441	15 7	4,441	15 7
Construction of an additional storey over the Nurses Quarters at the K. E. M. Hospital..	....		13	6 0	13	6 0
VI.—Medical Relief and Education, Total ..	....		34,107	1 8	34,107	1 8
VII.—STREET CLEANSING, CONSER- VANCY, ROAD WATERING AND HALALKHORE SERVICE.						
Construction of Stables and Office at Annesley Road .. .. .	....		11	6 0	11	6 0
Construction of Chawls at Annesley Road ..	....		4,315	2 0	4,315	2 0
Construction of a Chawl at Deonar .. .. .	....		882	0 0	882	0 0
Additional Office accommodation for the Health Department Stable at Dadar .. .. .	....		78	1 0	78	1 0
Construction of Chawls for the Health Department staff at Cadell Road, Mahim .. .. .	....		60	8 0	60	8 0
VII.—Street Cleansing, Conservancy, &c.— Total Rs. .. .. .	....		5,347	1 0	5,347	1 0
Advance from Surplus Cash Balance— Carried over Rs. .. .. .	....		1,13,496	5 6	1,13,496	5 6

## Appendix No. 8—continued.

	Capital Expenditure upto 31st March 1929.		Expended during the year.		Total Capital Expenditure upto 31st March 1930.	
	Rs.	s. p.	Rs.	s. p.	Rs.	s. p.
Advance from Surplus Cash Balance— Brought forward Rs. ..	....		1,13,496	5 6	1,13,496	5 6
<b>VIII.—ROADS AND OVERBRIDGES.</b>						
Tulsi Pipe Line Road (a) from Haines Road to Dadar and (b) from Dadar to Mahim widening Tulsi pipe line to 80' to accommodate New Tansa pipes .. .. .	....		149	12 0	149	12 0
Construction of Dadar-Kumbharwada Road .. .. .	....		99	8 0	99	8 0
Dadar Overbridge .. .. .	....		780	1 6	780	1 6
New Footpaths .. .. .	....		16,381	3 0	16,381	3 0
Street Improvements in different places—						
Setbacks .. .. .	....		32,814	9 2	32,814	9 2
Widening Love Lane .. .. .	....		342	1 0	342	1 0
Remaking roads in accordance with demands of heavy traffic .. .. .	....		18,710	8 0	18,710	8 0
Widening Globe Mill passage (Municipal share) .. .. .	....		71	8 0	71	8 0
Tulsi Pipe Line Road from Dadar Road to Dadar Overbridge .. .. .	....		138	6 0	138	6 0
Widening further portion of Bandra Causeway .. .. .	....		28	9 10	28	9 10
Construction of 80' Lady Jamshedji Road from Bombay Woollen Mills to Portuguese Church Street .. .. .	....		11,752	8 9	11,752	8 9
Widening Bandra Causeway half width west side from its Junction with Mori Road from chainage 0 to 550 and half width east side from chainage 638 to 1218 and full width from chainage 1218 to 1768 .. .. .	....		1,052	5 0	1,052	5 0
<b>VIII.—Roads &amp; Overbridges—Total Rs. ..</b>	....		<b>82,321</b>	<b>0 3</b>	<b>82,321</b>	<b>0 3</b>
<b>X.—DRAINAGE &amp; SEWERAGE.</b>						
<b>MAIN SEWERAGE AND DRAINAGE OF THE CITY—</b>						
Acquisition of land at Tulsi Pipe Line scheme for accommodating underground works .. .. .	....		3,53,784	12 9	3,53,784	12 9
Preliminary Expenses .. .. .	....		23	9 0	23	9 0
	....		3,53,808	5 9	3,53,808	5 9
<b>ORDINARY—</b>						
Constructing an Ovoid Sewer from Chunam Kiln Lane to 250' south of Pydhoni Road and thence to Nagdevi Cross Lane .. .. .	....		103	14 0	103	14 0
Construction of latrines and urinals with garden and providing gymnastic apparatus between the wings of Dadar Overbridge .. .. .	....		2,120	1 0	2,120	1 0
S. W. drain in Dadar-Kumbharwada extension No. 3 .. .. .	....		1,745	11 6	1,745	11 6
Constructing storm-water drain in proposed 40' cross road between 80' Lady Jamshedji Road and Hasali Tank Lane .. .. .	....		133	4 0	133	4 0
Construction of water-closets and urinals at Apollo Bunder near the Gate of India .. .. .	....		3,127	3 5	3,127	3 5
Constructing S. W. Drains in inner roads of Mahim Park .. .. .	....		1,661	12 0	1,661	12 0
S. W. Drain in Globe Mill passage .. .. .	....		65	2 8	65	2 8
S. W. Drain No. IV extension upto DeLisle Road Extension .. .. .	....		116	15 0	116	15 0
S. W. Drain in Dadar-Kumbharwada Extension V upto Channel .. .. .	....		330	3 0	330	3 0
S. W. Drain in Dadar Gully .. .. .	....		122	14 0	122	14 0
<b>X.—Drainage and Sewerage—Carried over Rs.</b>	....		<b>3,63,335</b>	<b>6 4</b>	<b>3,63,335</b>	<b>6 4</b>
Advance from Surplus Cash Balance— Carried over Rs. ..	....		1,95,817	5 9	1,95,817	5 9

## Appendix No. 8—continued.

	Capital Expenditure upto 31st March 1929.		Expended during the year.		Total Capital Expenditure upto 31st March 1930.	
	Rs.	a. p.	Rs.	a. p.	Rs.	a. p.
Advance from Surplus Cash Balance— Brought forward Rs. ..	.....		1,95,817	5 9	1,95,817	5 9
<b>X.—DRAINAGE &amp; SEWERAGE—cont'd</b> Brought forward Rs. ..	.....		3,63,335	6 4	3,63,335	6 4
S. W. Drain in proposed 60' Road from Portuguese Church Street junction old Purbhadevi Road to DeLisle Road Extension ..	.....		102	10 0	102	10 0
S. W. Drain in Ash Lane (Proposed 40' Road) from DeLisle Road Extension to Cadell Road ..	.....		1,009	1 0	1,009	1 0
S. W. Drain in proposed 60' Road from Portuguese Church Tank to Cadell Road South of Sonapur Lane draining to outfall No. 3 ..	.....		801	3 1	801	3 1
Extension of Mahim Storm-water outfall No. 1 ..	.....		728	12 0	728	12 0
Construction of an Ovoid sewer from 400' southwards of Musjid Bunder Road to Janjekar Street ..	.....		15,367	12 11	15,367	12 11
Covering up the water course on DeLisle Road ..	.....		3,876	2 5	3,876	2 5
Constructing a covered masonry S. W. Drain in lieu of the existing water course passing through the property of Khatri E. H. Arat on DeLisle Road and filling in the existing water course ..	.....		948	1 6	948	1 6
Providing 12" pipe S. W. Drain with necessary half sized and full sized water entrances and constructing a manhole in place of lamphole on the existing pipe sewer in a portion of Chinch Bunder Road between 1st Chinch Bunder Road and Dongri Street ..	.....		5	7 0	5	7 0
Providing 12" S. W. pipe drains with necessary water entrances in Jail Road East and manholes over the existing 9" pipe sewer in the same road ..	.....		2	12 0	2	12 0
Laying new sealed Sewage mains at Colaba to serve Nos. 1, 2 and 3 Ejector Stations ..	.....		24,573	10 0	24,573	10 0
Putting an additional 4" air main from Branch chamber on Colaba Road to No. 3 Ejector ..	.....		5,719	13 0	5,719	13 0
S. W. Drain in Bandra Causeway ..	.....		15	1 0	15	1 0
Ovoid sewer in Trimbak Parshram Street from the junction of Grant Road and Trimbak Parshram Street to the junction of Falkland Road and Sandhurst Road ..	.....		13,076	4 11	13,076	4 11
Ovoid Sewer in Sandhurst Road to the junction of Doctor Street and Sandhurst Road ..	.....		28,313	4 5	28,313	4 5
Ovoid sewer in Sandhurst Road and Bhendi Bazar Road from the junction of Doctor Street and Sandhurst Road to the junction of Bhendi Bazar Road and Sandhurst Road ..	.....		29,785	7 9	29,785	7 9
S. W. Drain and filling in water course on east side of Hindu Burial Ground at Mahim ..	.....		4,860	6 0	4,860	6 0
S. W. drains in a portion of Cadell Road and Mahim Bazar Cross Road including outfall No. 6 ..	.....		41	5 0	41	5 0
<b>X.—Drainage &amp; Sewerage—Total Rs. ..</b>	.....		4,92,562	8 4	4,92,562	8 4
Advance from Surplus Cash Balance— Carried over Rs. ..	.....		6,88,379	14 1	6,88,379	14 1

## Appendix No 8—concluded.

	Capital Expenditure upto 31st March 1929.		Expended during the year.		Total Capital Expenditure upto 31st March 1930.	
	Rs.	a. p.	Rs.	a. p.	Rs.	a. p.
Advance from Surplus Cash Balance— Brought forward Rs. . . . .	.....		6,88,379	14 1	6,88,379	14 1
<b>XI.—FIRE BRIGADE.</b>						
Construction of a Fire Brigade Station on the reclaimed site of the Naigaum Tank . . . . .	.....		149	13 0	149	13 0
XI.—Fire Brigade—Total Rs. . . . .	.....		149	13 0	149	13 0
<b>XIII.—GARDENS AND OPEN SPACES.</b>						
Filling in low-lying ground in Nardulla Scheme . . . . .	.....		923	14 0	923	14 0
Laying out and providing a railing round the Willingdon Recreation ground at Ripon Road and Souter Street and providing quarters for Males at Lord Willingdon Memorial play ground . . . . .	.....		70	0 0	70	0 0
XIII.—Gardens, &c.—Total Rs. . . . .	.....		993	14 0	993	14 0
<b>XIV.—MARKETS AND SLAUGHTER HOUSES.</b>						
Construction of a Market at Dadar . . . . .	.....		4,917	0 0	4,917	0 0
Construction of semi-permanent Market at Chandanwadi . . . . .	.....		21,977	12 10	21,977	12 10
XIV.—Markets and Slaughter Houses— Total Rs. . . . .	.....		26,894	12 10	26,894	12 10
<b>DEVELOPMENT SCHEMES.</b>						
Golanji Hill Road . . . . .	.....		9,892	1 8	9,892	1 8
Hornby Road to Ballard Pier Road . . . . .	.....		18,455	8 6	18,455	8 6
Mahim Park . . . . .	.....		1,100	5 8	1,100	5 8
Mahalaxmi Overbridge. . . . .	.....		15	5 0	15	5 0
<b>MAHIM DEVELOPMENT SCHEMES.</b>						
Scheme No. I.—Construction of a proposed road from Lady Jamshedji Road to Mahim Station . . . . .	.....		464	13 0	464	13 0
Scheme No. II.—Construction of two proposed roads and a park between Nardulla Tank and Dadar-Kumbharwada . . . . .	.....		28	9 0	28	9 0
Scheme No. III.—Extension of the New De-Lisle Road northwards to Lady Jamshedji Road . . . . .	.....		10,524	2 9	10,524	2 9
Scheme No. IV.—Widening and improving Lady Jamshedji Road . . . . .	.....		2,367	11 0	2,367	11 0
Scheme No. V.—Road in continuation of Mahim Bazar Cross Road to Tulsi Pipe Line Road . . . . .	.....		614	15 0	614	15 0
Scheme No. VI.—Proposed Road between Matunga and Dadar Station connecting Lady Jamshedji Road with Tulsi Pipe Line Road (Road marked A B) . . . . .	.....		63	11 0	63	11 0
Scheme No. VII.—Roads to be constructed in the area south of proposed road between Matunga and Dadar Station as per Scheme No. VI (Roads marked BD, CD and DE) . . . . .	.....		262	8 0	262	8 0
Scheme No. VIII.—Roads to the south and north of E. D. Sassoon Dye Works . . . . .	.....		540	7 8	540	7 8
Laying mains in Mahim Development Schemes . . . . .	.....		2,564	2 0	2,564	2 0
Development Schemes—Total Rs. . . . .	.....		46,894	3 11	46,894	3 11
<b>REPLACEMENT OF ASSETS, &amp;c.</b>						
Construction of latrines, chawls, shed, etc., at Mahaluxmi . . . . .	.....		114	0 0	114	0 0
Relaying water mains affected by Grant Road Terminal Scheme between Bellasis Bridge and Haines Road . . . . .	.....		237	13 0	237	13 0
Replacement of Assets—Total Rs. . . . .	.....		351	13 0	351	13 0
Development Works—Total Rs. . . . .	.....		47,246	0 11	47,246	0 11
Advance from Surplus Cash Balance for Capital Works—Total Rs. . . . .	.....		7,63,664	6 10	7,63,664	6 10

M. R. TAMBE,  
Chief Accountant.

A. R. DALAL,  
Municipal Commissioner.

## Appendix

Statement showing (1) the total amount of Municipal Loans

	Amount raised.	Amounts repaid or transferred temporarily.	Net Amount available for expenditure.	I—General Superintendence, Collection of Revenue.	II—Water Works.
1	2	3	4	5	6
	Rs. a. p.	Rs. a. p.	Rs. a. p.	Rs. a. p.	Rs. a. p.
Total of different Municipal loans raised (as per Annual Report for 1928-1929) .. .. .	21,70,82,599 2 3	36,90,000 0 0	21,33,92,599 2 3	....	....
Rs. 37 lakhs Loan raised during 1929-30—Part amount .. .. .	26,21,500 0 0	24,83,324 11 0	1,38,175 5 0	....	....
	21,97,04,099 2 3	61,73,324 11 0	21,35,30,774 7 3	....	....
Loan Works Establishment .. .. .	....	....	17,869 15 8	....	....
Total Rs.	....	....	21,35,48,644 6 11	24,42,637 9 1	9,42,05,082 3 6
Development Fund Receipts .. .. .	....	....	1,34,32,075 7 8	....	....
	....	....	22,69,80,719 14 7	24,42,637 9 1	9,42,05,082 3 6
Contribution from Revenue towards Bai Jerbai Wadia Hospital for Children .. .. .	....	....	7,00,000 0 0	....	....
Advance from Surplus Cash Balance for conversion of insanitary basket privies into water-closets by subsidising house-owners .. .. .	....	....	5,65,600 0 0	....	....
Advance from Surplus Cash Balance for meeting Expenditure on Capital Works .. .. .	....	....	7,63,664 6 10	....	50,464 2 3
Grand Total Ra. .. .. .	....	....	22,80,09,984 5 5	24,42,637 9 1	9,42,55,546 5 9
Works executed out of Special Funds and Contributions :—					
(1) Out of Contributions from—					
G. I. P. Railway for removing and relaying 32" Vohar Main South of Kurla .. .. .					
Port Trust for Wari Bunder Road .. .. .					
Government for Construction of Primary School Buildings .. .. .					
(2) Out of Premia on Loans .. .. .					
(3) Out of Special Funds :—					
Invested Fund .. .. .					
Nesbit Road Invested Fund .. .. .					
Road Improvement Fund .. .. .					
Deduct—				31,76,964 1 4	9,48,69,546 5 9
Plague Expenditure .. .. .				....	....
Amounts written off on account of properties not existing .. .. .				82,305 14 10	....
				30,94,658 2 6	9,48,69,546 5 9

M. R. TAMBE,  
Chief Accountant.

No. 9—continued.

raised (2) the expenditure incurred there against and (3) the invested balances of the Loans on 31st March 1930.

III—Education, Primary.	V—Public Health.	VI—Medical Relief and Education.	VII—Street Cleansing and Conservancy.	VIII—Roads and Over-bridges.	X—Drainage and Sewerage including the Halalkhore Branch.	XI—Fire Brigade.	XII—Building Regulations and other measures for securing the public safety.	XIII—Gardens and open spaces.	XIV—Markets and Slaughter Houses.	Development Works.	Discount and other charges on the Loan of Rs. 37 lakhs.	Total amount expended on works upto 31st March 1930.	Balance unexpended on 1st April 1930.
7	8	9	10	11	12	13	14	15	16	17	18	19	20
Rs. a. p.	Rs. a. p.	Rs. a. p.	Rs. a. p.	Rs. a. p.	Rs. a. p.	Rs. a. p.	Rs. a. p.	Rs. a. p.	Rs. a. p.	Rs. a. p.	Rs. a. p.	Rs. a. p.	Rs. a. p.
....	....	....	....	....	....	....	....	....	....	....	....	....	....
....	....	....	....	....	....	....	....	....	....	....	....	....	....
....	....	....	....	....	....	....	....	....	....	....	....	....	....
....	....	....	....	....	....	....	....	....	....	....	....	....	....
15,66,685 15 3	34,39,980 9 0	59,45,391 0 8	45,95,983 2 4	2,72,49,359 4 5	3,37,25,262 6 0	10,59,336 1 0	17,292 2 5	36,80,724 0 9	75,81,103 7 1	2,78,08,816 14 8	1,70,980 10 0	21,35,48,044 0 11	....
....	....	....	....	....	....	....	....	....	....	1,34,32,075 7 8	....	1,34,32,075 7 8	....
15,66,685 15 3	34,39,980 9 0	59,45,391 0 8	45,95,983 2 4	2,72,49,359 4 5	3,37,25,262 6 0	10,59,336 1 9	17,292 2 5	36,80,724 0 9	75,81,103 7 1	4,13,00,802 6 4	1,70,980 10 0	22,09,80,719 14 7	....
....	....	7,00,000 0 0	....	....	....	....	....	....	....	....	....	7,00,000 0 0	....
....	....	....	5,65,600 0 0	....	....	....	....	....	....	....	....	5,65,600 0 0	....
23,532 7 7	45 9 0	34,107 1 8	5,347 1 0	82,321 0 3	4,92,562 8 4	149 13 0	....	993 14 0	26,894 12 10	47,246 0 11	....	7,03,664 6 10	....
15,90,218 6 10	34,40,026 2 0	66,79,498 2 4	51,66,930 3 4	2,73,31,680 4 8	3,42,17,824 14 4	10,59,485 14 9	17,392 2 5	36,81,717 14 9	76,07,998 3 11	4,13,48,138 7 3	1,70,980 10 0	22,00,09,984 5 5	....
....	....	....	....	....	....	....	....	....	....	....	....	....	....
5,00,000 0 0	....	....	....	1,56,500 0 0	....	....	....	....	....	....	....	....	....
....	....	....	....	....	....	....	....	....	....	53,848 11 11	....	....	....
....	....	....	....	....	....	....	....	....	....	....	....	....	....
....	....	....	....	....	....	....	....	....	....	....	....	....	....
....	....	....	....	49,844 8 0	....	....	....	....	....	....	....	....	....
....	....	....	....	19,000 0 0	....	....	....	....	....	....	....	....	....
20,90,218 6 10	34,40,026 2 0	66,79,498 2 4	51,66,930 3 4	2,75,57,024 12 8	3,42,17,824 14 4	10,59,485 14 9	17,292 2 5	36,81,717 14 9	76,01,840 15 10	....	....	....	....
....	20,00,000 0 0	....	....	....	....	....	....	....	....	....	....	....	....
....	3,912 13 0	....	....	....	....	....	....	....	....	....	....	....	....
....	20,03,912 13 0	....	....	....	2,92,469 15 0	....	....	....	....	40,499 14 11	....	....	....
20,90,218 6 10	14,36,113 5 0	66,79,498 2 4	51,66,930 3 4	2,75,57,024 12 8	3,39,25,354 15 4	10,59,485 14 9	17,292 2 5	36,81,717 14 9	76,21,347 0 11	....	....	....	....

Total Receipts (Col. 4) .. .. Rs. a. p. 22,90,09,984 5 5  
 Total Expenditure (Col. 19) .. .. 22,00,09,984 5 5  
 Balance .. .. Nil.

## Appendix No. 10. SINKING FUND.

STATEMENT showing the Actual Investments on account of the Sinking Fund of different Loans upto 31st March 1930, compared with the amounts which should have accumulated upto that date on the basis of the Fixed Instalments and the sums set aside as Sinking Fund as at 31st March 1930.

NAME OF LOAN.	Amount raised.	When raised.	When repayable.	Amount of Annual Sinking Fund Instalment.	Date when Sinking Fund commenced.	Amount of Sinking Fund which should have accumulated upto 31st March 1930 at Compound Interest.
1	2	3	4	5	6	7
<b>6 and 6½ per cent. Municipal Loans (4 per cent. basis).</b>						
40 Lakhs Loan for the construction of Sanitary Buildings, acquisition of Lands for Street Improvements and for executing Drainage and Water Works.	Rs. 40,00,000	3rd Dec. 1919.	19th December 1949 or any prior date after the 18th December 1929 to be fixed by 6 months' public notice.	71,320	1st December 1920.	48,500
50 Lakhs Loan for Sanitary, Drainage, Water, Roads, etc., Works.	50,00,000	23rd Nov. 1920.	1st November 1950 or at the option of the Corporation on or after 1st November 1935.	89,150	1st November 1921.	9,59,180
1st Instalment of 75 Lakhs out of 1½ Crores Loan for Water Works, Roads and Overbridges, Drainage, Sewerage, etc., Works.	75,00,000	5th Nov. 1921.	1st November 1951 or at the option of the Corporation on or after 1st November 1936.	1,33,725	1st November 1922.	12,52,708
180 Lakhs Loan for the Improvement of Water Supply in Bombay.	1,60,00,000	Between 22nd Sept. 1924 and 31st March 1925 (First issue). Between 18th Nov. 1924 and 31st March 1925 (Second issue).	1st December 1954	2,85,280	1st December 1925.	15,65,771
50 Lakhs Loan for acquisition of lands or roads, &c.	39,94,000	1924-25 .. 1925-26 ..	1st August 1929	7,370	---	3,000
<b>Total Rs. ..</b>						<b>38,24,159</b>
<b>5 per cent. Municipal Loans (3½ per cent. basis).</b>						
44 Lakhs Sanitary Works Loan	44,00,000	Between 5th May 1885 and 30th March 1886.	1st July 1925	---	---	4,500
147 Lakhs Tansa Water Works Loan	1,47,00,000	Between 5th June 1886 and 24th Dec. 1891.	(a) Between 1st January 1928 and 1st Jan. 1953.	76,040	1st January 1893 ..	45,82,194
7 Lakhs Sanitary Works Loan	7,00,000	1st Feb. 1888.	1st February 1928	---	---	1,500
12 Lakhs Drainage and Water Works Loan.	12,00,000	1st Jan. and 1st July 1888.	1st January 1928	---	---	2,500
Rs. 10,08,500 Miscellaneous Works Loan.	10,08,500	Between 1st Nov. 1888 and 1st July 1889.	1st October 1928.	---	---	1,500
Rs. 2,48,000 Agripada House Sullage Water Connections Loan.	2,48,000	Between 1st Jan. and 1st July 1890.	1st July 1929	---	---	1,000
15 Lakhs various Sanitary Works Loan	35,00,000	Between 25th Sept. 1890 and 1st Jan. 1892.	1st July 1930	38,815	1st July 1891 ..	34,31,177
8 Lakhs Municipal Office Building Loan	8,00,000	24th Dec. 1891.	1st July 1931	9,171	1st July 1892 ..	7,48,366
10 Lakhs Loan for the Conversion of S. W. Reservoir at Clerk Road into a Public Park.	(A) 10,00,000	2nd July 1920.	1st July 1980	5,089	1st July 1921 ..	54,148
25 Lakhs Loan for the construction of roads miscellaneous works including Development Works.	25,00,000	1st Jan. 1928...	1st January 1958	48,428	1st January 1929 ..	99,414
<b>Total Rs. ..</b>						<b>89,26,299</b>
<b>Carried forward Rs. ..</b>						<b>1,47,50,458</b>

(A)—This amount has been raised from the Western India Turf Club and the debentures issued to Western India Turf Club, Ltd. are to be repurchased by the Municipal Corporation after 20 years from 1st July 1920, the date on which the loan was raised for investment against the Sinking Funds on the Municipal Loans.

(a) Rs.	Repayable on
2,00,000	1-1-1928.
52,91,500	1-1-1933.
22,08,500	1-1-1943.
17,00,000	1-1-1948.
10,00,000	1-1-1948.
43,00,000	1-1-1953.

Rs. 1,47,00,000

„ 2,00,000

Less—Repaid on  
1st January 1928.

Rs. 1,45,00,000

† All the Sinking Fund Instalments were re-arranged during 1906-07 on a 3½ per cent. basis as per Corporation Resolution No. 4946 of 9th February 1905 and were further re-arranged from 1st April 1928 as per Corporation Resolution No. 6114 of 12th September 1927.



## Appendix No. 10—contd.

NAME OF LOAN.	Amount raised.	When raised.	When repayable.	Amount of Annual Sinking Fund Instalment.	Date when Sinking Fund commenced.	Amount of Sinking Fund which should have accumulated up to 31st March 1930 at Compound Interest.
1	2	3	4	5	6	7
	Rs.			Rs.		Rs.
Brought over Rs. —	..		....	..	..	1,27,50,458
<i>4 per cent. Municipal Loans (3½ per cent. basis.)</i>						
23½ Lakhs Loan for Drainage and other works.	23,25,000	12th and 31st January 1894 and 11th and 15th July 1895	1st July 1935 .. ..	27,532	1st July 1896 ..	17,90,097
15½ Lakhs Loan for Sewerage, Wari Bunder, etc., Roads, Burial Ground and certain Water Works— 2nd Instalment — — —	5,75,000 raised at 4 per cent.	17th July 1899	1st July 1936 .. ..	4,762	1st July 1897 ..	4,38,835
25 Lakhs Loan for Sewerage, Water, etc., Works.	25,00,000	17th and 18th July 1899.	1st November 1939 .. ..	29,773	1st November 1900	15,46,492
19½ Lakhs Loan for Sewerage, Roads and other Sanitary Works.	19,25,000	18th and 19th July 1899 and Sept. 1900.	1st June 1940 .. ..	22,810	1st June 1901 ..	11,45,486
24½ Lakhs Loan for certain Sewerage and Water Works.	24,75,000	6 lakhs between 15th June and 1st July 1901. 11 lakhs between 23rd Aug. and 31st Oct. 1901. 4 lakhs between 19th Aug. and 28th Oct. 1902 and 3½ lakhs on 9th Sept. 1903.	1st June 1943 .. ..	29,429	1st June 1904 ..	12,42,658
12½ Lakhs Loan for certain Water Works.	12,75,000	1st Sept. 1904.	1st August 1934 .. ..	24,010	1st August 1905 ..	9,87,378
30 Lakhs Loan for Buildings, Drainage Works, etc.	30,00,000	1st Nov. 1920.	1st January 1951 .. ..	58,118	1st January 1922 ..	6,07,815
42 Lakhs Loan for the repayment of the balance of Government Consolidated Loan.	42,00,000	28th and 29th June 1893.	.. ..	..	.. ..	3,000
					Total Rs. ..	77,56,761
					Carried forward Rs ..	2,05,07,219

## Appendix No. 10—concl'd.

NAME OF LOAN;	Amount raised.	When raised.	When repayable.	Amount of Annual Sinking Fund Instalment.	Date when Sinking Fund commenced.	Amount of Sinking Fund which should have accumulated up to 31st March 1930 at Compound Interest.
1	2	3	4	5	6	7
Brought over Rs. ....	Rs. ....			Rs. ....		Rs. 2,05,07,219
<i>4 per cent. Municipal Loans</i> (3 per cent. basis). 2nd 24½ Lakhs Loan for Sewerage Works.	24,75,000	12 lakhs on 8rd Sept. 1905 and 12½ lakhs on 9th Sept. 1907.	1st August 1946 .. ..	32,823	1st August 1907 .. ..	10,86,500
13½ Lakhs Loan for the construction of Quarters for Halalkhores and Biggaries.	13,50,000	7th Aug. 1908.	1st May 1938 .. ..	28,376	1st May 1909 .. ..	8,36,099
15 Lakhs Loan for Street Improvements	15,00,000	29th July 1909.	1st May 1949 .. ..	19,893	1st May 1910 .. ..	5,49,230
30 Lakhs Loan for the acquisition of sites, for the construction of various Overbridges in the City.	30,00,000	29th July 1909 and 10th Aug. 1910.	1st May 1949 .. ..	40,448	1st November 1910 and subsequent instalments from 1st May 1911 and 1st May 1929.	10,68,325
55 Lakhs Loan for Miscellaneous Works	55,00,000	7th and 10th Aug. and 1st Nov. 1911 and 1st Aug. 1913.	1st June 1942 .. ..	1,21,632	1st June 1914 .. ..	25,13,014
70 Lakhs Loan for reduplication of Tansa Main and other Auxiliary Works.	70,00,000	9th Sept. 1913, 22nd July 1914 and 10th April 1915.	¶ .....	78,148	1st June 1915 .. ..	14,89,801
20 Lakhs Loan for Street Improvements	20,00,000	9th Sept. 1913 and 24th Sept. 1915.	1st May 1955 .. ..	26,524	1st May 1916 .. ..	4,65,658
43 Lakhs Loan for Drainage, Water and Miscellaneous Works.	43,00,000	1st Aug. and 24th Sept. 1915.	1st May 1945 .. ..	90,382	1st May 1916 .. ..	15,86,763
					Total Rs. ..	96,15,390
<i>3½ per cent. Municipal Loans</i> (3½ per cent. basis). 16½ Lakhs Loan for Sewerage, Wari Bunder, etc., Roads, Burial Ground and certain Water Works (1st Instalment).	10,00,000 raised at 3½ per cent.	1st Dec. 1896..	1st July 1936 .. ..	14,508	1st July 1897 and subsequent instalment from 1st July 1929.	7,15,424
					Total Rs. ....	7,15,424
					Grand Total Rs.	3,08,38,033

NAME OF FUND.	Amount actually invested upto 31st March 1930.				Amount of Interest accrued upto 31st March 1930, collected and invested in 1930-31.	Total of Columns 5 and 6.
	Amount of Sinking Fund invested upto 31st March 1929.	Sinking Fund Instalments paid in 1929-30.	Interest accumulations invested in 1929-30.	Total.		
1	2	3	4	5	6	7
Sinking Funds .. .. .	Rs. a. p.	Rs. a. p.	Rs. a. p.	Rs. a. p.	Rs. a. p.	Rs. a. p.
Deduct—Withdrawn for repayment of Loans.	2,99,12,167 7 11	14,13,551 0 0	19,36,064 12 0	3,26,61,783 8 11	4,93,186 5 10	3,30,94,969 9 9
	.....	.....	.....	23,20,000 0 0	.....	23,20,000 0 0
	.....	.....	.....	3,03,41,783 8 11	4,93,186 5 10	3,07,74,969 9 9
In Public Securities as detailed in Appendix No. 18-A.	.....	.....	.....	3,03,41,301 14 4	.....	.....
In Cash with the Imperial Bank of India.	.....	.....	.....	481 5 7	.....	.....
Sinking Fund Investments Reserve Fund.	8,55,614 14 6	1,65,362 2 5	39,322 0 0	10,60,299 0 11	.....	10,60,299 0 11
In Public Securities as detailed in Appendix No. 16A.	8,55,080 0 0	2,04,952 0 0		10,60,032 0 0	.....	.....
In Cash with the Imperial Bank of India.	534 14 6	—267 13 7		267 0 11	.....	.....
	8,55,614 14 6	2,04,684 2 5		10,60,299 0 11	.....	.....
Total .. .. .	.....	.....	.....	3,14,02,082 4 10	4,93,186 5 10	3,18,35,268 10 8

¶ Rs. 49,40,000 repayable on 1st June 1954.  
 „ 20,60,000 „ „ 1st June 1974.

Rs. 70,00,000

M. R. TAMBE,  
Chief Accountant.

A. R. DALAL,  
Municipal Commissioner.

STATEMENT showing Outstanding Loans due by the Municipality the interest Outstanding on 1st Imperial Bank of India and in office during that year

No.	Particulars of Loans.	Rate of Interest.	Balance due on 1st April 1929.	Amount raised in 1929-30.	Total.	Amount re-paid in 1929-30.
1	2	3	4	5	6	7
<b>Loans raised from Government.</b>			Rs. a. p.	Rs. a. p.	Rs. a. p.	Rs. a. p.
1	Vehar Water Works Debt .. .. .	4 per cent. ..	17,45,034 2 9	.....	17,45,034 2 9 A	45,003 7 0
2	The 50 Lakhs Loan for Drainage, Water, Roads and other Works (part of Bombay Development Loan) .. .. .	6½ per cent. ..	50,00,000 0 0	.....	50,00,000 0 0 (a)	.....
3	1st Instalment out of the Loan of Rs. 1½ crores for Water Works, Roads, Drainage and Sewerage, &c. .. .. .	6½ per cent. ..	75,00,000 0 0	.....	75,00,000 0 0 (a)	.....
4	2nd Instalment out of the Loan of Rs. 1½ crores for Water Works, Roads, Drainage and Sewerage, &c. .. .. .	6½ per cent. (inclusive of Income Tax.) 4½% do.	44,04,073 5 0 21,81,287 0 0	.....	44,04,073 5 0 (b) 21,81,287 0 0 (b)	92,643 0 0 50,646 14 0
5	140 Lakhs Loan for General Supervision, Fire Brigade, &c., purposes .. .. .	6½% do. 6% do.	1,03,55,424 9 0 22,51,315 7 0	.....	1,03,55,424 9 0 (b) 22,51,315 7 0 (b)	2,17,834 10 0 41,034 2 0
6	65 Lakhs Loan for Tansa Triplication Scheme.	Do. ..	58,35,301 5 0	.....	58,35,301 5 0 (b)	1,06,358 15 0
7	2½ Crores Loan for Water Works, General Supervision and Development, &c., purposes.	Do. ..	97,18,893 10 0	.....	97,18,893 10 0 (b)	1,77,143 6 0
8	2 Crores Loan for major Development Works ..	5½ per cent. Do. .. 5½ per cent.	1,38,30,913 0 0 1,17,80,172 4 0 21,49,725 0 0 47,81,320 12 0	..... ..... ..... .....	B B .....	1,38,30,913 0 0 (b) 1,17,80,172 4 0 (b) 21,49,725 0 0 (b) 47,81,320 12 0 (b)
	150 Lakhs Loan (1925-26) .. .. .	Do. .. 5 per cent. ... Do. .. Do. .. Do. ..	38,25,058 8 0 29,07,434 5 0 38,76,577 11 0 19,69,897 0 0 19,69,897 0 0	..... ..... ..... ..... .....	..... ..... ..... ..... .....	38,25,058 8 0 (b) 29,07,434 5 0 (b) 38,76,577 11 0 (b) 19,69,897 0 0 (b) 19,69,897 0 0 (b)
	Total Loans raised from Government .. ..		9,60,82,324 14 9	.....	9,60,82,324 14 9	17,60,484 6 0
<b>Loans raised from the Public.</b>						
1	The Sanitary Works Loan of 1885-86 (Rs. 44 Lakhs) .. .. .	5 per cent. ..	11,500 0 0	.....	11,500 0 0	7,000 0 0
2	The Sanitary Works Loan of 1888 (Rs. 7 Lakhs) .. .. .	5 per cent. ..	2,000 0 0	.....	2,000 0 0	500 0 0
3	The Tansa Water Works Loan (Rs. 147 Lakhs).	5 per cent. ..	1,45,00,000 0 0	.....	1,45,00,000 0 0	.....
4	The Drainage and Water Works Loan of 1888 (Rs. 12 Lakhs) .. .. .	5 per cent. ..	2,500 0 0	.....	2,500 0 0	.....
5	The Miscellaneous Works Loan of 1888-89 for Drainage and Water Works, Markets and Roads (Rs. 10,08,500) .. .. .	5 per cent. ..	15,500 0 0	.....	15,500 0 0	14,000 0 0
6	The Aripada House Sullage Water Connections Loan (Rs. 2,48,000) .. .. .	5 per cent. ..	2,48,000 0 0	.....	2,48,000 0 0	2,47,000 0 0
7	The 35 Lakhs Various Sanitary Works Loan of 1890-91 .. .. .	5 per cent. ..	35,00,000 0 0	.....	35,00,000 0 0 (a)	.....
8	The Municipal Office Building Loan of 1891 (Rs. 8 Lakhs) .. .. .	5 per cent. ..	8,00,000 0 0	.....	8,00,000 0 0 (a)	.....
9	The Loan of 4½ Lakhs for Fire Brigade Quarters and Stations .. .. .	4 per cent. ..	500 0 0	.....	500 0 0	500 0 0
10	The Loan of 42 Lakhs for repayment of the Balance of the Government Consolidated Loan .. .. .	4 per cent. ..	3,000 0 0	.....	3,000 0 0	.....
11	The Loan of 23½ Lakhs for Drainage and other Works .. .. .	4 per cent. ..	23,25,000 0 0	.....	23,25,000 0 0 (a)	.....
12	The 15½ Lakhs Loan for Sewerage, Wari Bunder, &c., Roads, Burial Ground and certain Water Works (1st instalment of Rs. 10 lakhs) Do. do. (2nd instalment of Rs. 5½ Lakhs) .. .. .	3½ per cent. .. 4 per cent. ..	15,75,000 0 0	.....	15,75,000 0 0 (a)	.....
	Carried over .. Rs.		2,29,83,000 0 0	.....	2,29,83,000 0 0	2,69,000 0 0
	Carried over Rs. ..		9,60,82,324 14 9	.....	9,60,82,324 14 9	17,60,484 6 0

A.—The loan is payable on monthly instalments of Rs. 9,498 (Principal and Interest) out of Revenue. No Sinking Fund has been created for this loan.

B.—These loans are raised for development purposes. The programme of repayment has been approved under Corporation Resolution No. 5253 of 11th September 1928.

C.—Debentures in respect of these loans have remained unpaid owing to their not having been surrendered for repayment upto 31st March 1930. The debenture do not carry any interest from and after the due dates and will be paid when surrendered for repayment by the holders out of the Sinking Fund Investments.

(a) As under the terms of these loans the bonds cannot be repaid to the holders before the dates stipulated in the debentures, the Sinking Fund has been invested as shown in detail in appendix No. 10.

(b) These loans are repayable out of revenue in annual equal instalments including principal and interest based on the amortisation of the loans within a period of 30 years. No Sinking Fund has been created for these loans.

## No. 11

April 1929 on the different Loans, the amount payable for the year 1929-30, the amount paid by the and the balances outstanding on 31st March 1930.

Balance due on 31st March 1930.	Interest outstanding on 1st April 1929.	Interest payable in 1929-30.	Total Interest due.	Deduct Interest paid by the Imperial Bank of India and in office.	Outstanding Balance on 31st March 1930.	Remarks
8	9	10	11	12	13	14
Rs. a. p.	Rs. a. p.	Rs. a. p.	Rs. a. p.	Rs. a. p.	Rs. a. p.	
17,00,030 11 9	....	68,972 9 0	68,972 9 0	68,972 9 0	....	
50,00,000 0 0	....	3,55,469 0 0	3,55,469 0 0	3,52,018 12 0	*3,450 4 0	
75,00,000 0 0 43,11,430 5 0	....	8,79,039 2 0	8,79,039 2 0	8,73,863 2 0	*5,176 0 0	
21,30,840 2 0	....	7,04,627 4 0	7,04,627 4 0	7,04,627 4 0	....	
1,01,37,589 15 0	....	3,50,118 1 0	3,50,118 1 0	3,50,118 1 0	....	
22,10,281 5 0	....	14,12,988 6 0	14,12,988 6 0	14,12,988 6 0	....	
57,28,942 6 0 95,41,750 4 0	....	6,77,359 14 0	6,77,359 14 0	6,77,359 14 0	....	
1,33,70,675 12 0 1,15,73,565 2 0 21,12,022 3 0 47,00,266 6 0	....	8,86,581 13 0	8,86,581 13 0	8,86,581 13 0	....	
37,60,215 12 0 28,57,652 0 0 38,10,200 9 0 19,38,288 14 0 19,38,288 14 0	....	2,10,378 4 0 1,45,371 11 0 1,93,828 14 0 98,494 14 0 98,494 14 0	2,10,378 4 0 1,45,371 11 0 1,93,828 14 0 98,494 14 0 98,494 14 0	2,10,378 4 0 1,45,371 11 0 1,93,828 14 0 98,494 14 0 98,494 14 0	.... .... .... .... ....	
9,43,21,840 8 9	....	55,81,724 10 0	55,81,724 10 0	55,73,098 6 0	*8,620 4 0	
0 4,500 0 0	5,075 0 0	....	5,075 0 0	2,312 8 0	2,762 8 0	
0 1,500 0 0	2,100 0 0	....	2,100 0 0	37 8 0	2,062 8 0	
1,45,00,000 0 0	25,462 8 0	7,25,000 0 0	7,50,462 8 0	7,28,687 8 0	21,775 0 0	
0 2,500 0 0	562 8 0	....	562 8 0	....	562 8 0	
0 1,500 0 0	1,937 8 0	....	1,937 8 0	1,625 0 0	312 8 0	
1,000 0 0	987 8 0	3,100 0 0	4,087 8 0	3,925 0 0	162 8 0	
35,00,000 0 0	12,725 0 0	1,75,000 0 0	1,87,725 0 0	1,71,437 8 0	16,287 8 0	
8,00,000 0 0	....	40,000 0 0	40,000 0 0	40,000 0 0	....	
....	390 0 0	....	390 0 0	....	*390 0 0	
0 3,000 0 0	1,480 0 0	....	1,480 0 0	....	1,480 0 0	
23,25,000 0 0	11,740 0 0	93,000 0 0	1,04,740 0 0	93,950 0 0	10,790 0 0	
15,75,000 0 0	250 0 0	35,000 0 0 23,000 0 0	58,250 0 0	57,850 0 0	400 0 0	
2,27,14,000 0 0	62,710 0 0	10,94,100 0 0	11,56,810 0 0	10,99,825 0 0	56,985 0 0 *390 0 0	
9,43,21,840 8 9	....	55,81,724 10 0	55,81,724 10 0	55,73,098 6 0	*8,6 6 4 0	

\* To be treated as savings.

No.	Particulars of Loans.	Rate of Interest.	Balance due on 1st April 1929.	Amount raised in 1929-30.	Total	Amount re-paid in 1929-30.
1	2	3	4	5	6	7
			Rs. a. p.	Rs. a. p.	Rs. a. p.	Rs. a. p.
	Brought forward Rs. ...		9,60,82,324 14 9	....	9,60,82,324 14 9	17,60,484 6 0
	Brought forward Rs. ...		2,29,83,000 0 0	....	2,29,83,000 0 0	2,69,000 0 0
	<b>Loans raised from the Public—contd.</b>					
13	25 Lakhs Loan for Sewerage, Water and other Sanitary Works .. .. .	4 per cent. ..	25,00,000 0 0	....	25,00,000 0 0	(a) ....
14	19½ Lakhs Loan for Sewerage, Roads and other Sanitary Works .. .. .	4 per cent. ..	19,25,000 0 0	....	19,25,000 0 0	(a) ....
15	24½ Lakhs Loan for certain Sewerage and Water Works .. .. .	4 per cent. ..	24,75,000 0 0	....	24,75,000 0 0	(a) ....
16	12½ Lakhs Loan for certain Water Works ..	4 per cent. ..	12,75,000 0 0	....	12,75,000 0 0	(a) ....
17	The 2nd 24½ Lakhs Loan for certain Sewerage Works .. .. .	4 per cent. ..	24,75,000 0 0	....	24,75,000 0 0	(a) ....
18	13½ Lakhs Loan for the construction of Quarters for Halalkhores and Biggaris ..	4 per cent. ..	13,50,000 0 0	....	13,50,000 0 0	(a) ....
19	The 15 Lakhs Loan for Street Improvements.	4 per cent. ..	15,00,000 0 0	....	15,00,000 0 0	(a) ....
20	The 30 Lakhs Loan for the acquisition of sites for the construction of Overbridges .. .. .	4 per cent. ..	30,00,000 0 0	....	30,00,000 0 0	(a) ....
21	The 55 Lakhs Loan for Drainage, Sanitary, Water and other Miscellaneous Works ..	4 per cent. ..	55,00,000 0 0	....	55,00,000 0 0	(a) ....
22	The 70 Lakhs Loan for re-duplication of Tansa main and other Auxiliary Works ..	4 per cent. ..	70,00,000 0 0	....	70,00,000 0 0	(a) ....
23	The 20 Lakhs Loan for Street Improvements.	4 per cent. ..	20,00,000 0 0	....	20,00,000 0 0	(a) ....
24	The 43 Lakhs Loan for Drainage, Water, Roads and Miscellaneous Works .. .. .	4 per cent. ..	43,00,000 0 0	....	43,00,000 0 0	(a) ....
25	The 40 Lakhs Loan for the construction of Sanitary Buildings, acquisition of Lands for Street Improvements and for executing Drainage and Water Works .. .. .	6 per cent. ..	40,00,000 0 0	....	40,00,000 0 0	(a) 39,56,500 0 0
26	The 10 Lakhs Loan for the Conversion of the Storm water Reservoir at Clerk Road into a Public Park .. .. .	5 per cent. ..	10,00,000 0 0	....	10,00,000 0 0	(a) ....
27	The 30 Lakhs Loan for the construction of Building and Drainage Works and the acquisition of Land for different purposes ..	4 per cent. ..	30,00,000 0 0	....	30,00,000 0 0	(a) ....
28	50 Lakhs Loan for the acquisition of Land for Roads and Streets and other Improvements .. .. .	6 per cent. ..	39,94,000 0 0	....	39,94,000 0 0	A 39,91,000 0 0
29	160 Lakhs Loan for the improvement of the Water Supply in Bombay (First Issue) ..	6 per cent. ..	67,77,000 0 0	....	67,77,000 0 0	(a) ....
30	Do. do. (Second Issue) .. .. .	6 per cent. ..	92,23,000 0 0	....	92,23,000 0 0	(a) ....
31	Rs. 25 Lakhs Loan (1927-28) .. .. .	5 per cent. ..	25,00,000 0 0	....	25,00,000 0 0	(a) ....
32	Rs. 37 Lakhs Loan (1929-30) .. .. .	5 per cent. ..	....	28,21,500 0 0	28,21,500 0 0	(a) ....
33	Rs. 31.43 Lakhs Loan for the repayment of Rs. 40 Lakhs Loan due 19th December 1929	5 per cent. ..	....	26,14,000 0 0	26,14,000 0 0	(a) ....
34	Rs. 28 Lakhs Loan for the repayment of Rs. 39,94,000 out of 6 per cent. 50 Lakhs Loan due 1st August 1929 .. .. .	5 per cent. ..	....	8,45,500 0 0	8,45,500 0 0	(a) ....
	<b>Total Loans raised from the Public ..</b>	<b>Rs. ..</b>	<b>8,87,77,000 0 0</b>	<b>60,81,000 0 0</b>	<b>9,48,58,000 0 0</b>	<b>82,16,500 0 0</b>
	<b>GRAND TOTAL ..</b>		<b>18,48,59,324 14 9</b>	<b>60,81,000 0 0</b>	<b>19,09,40,324 14 9</b>	<b>99,76,984 6 0</b>

(a) As under the terms of these loans the bonds cannot be repaid to the holders before the dates stipulated in the debentures, the Sinking Fund has been invested as shown in detail in Appendix No. 10.

A These are short dated debentures issued in lieu of cash to meet Land Acquisition Claims in Development Scheme. Outstanding Interest of Rs. 21,060 at 6 per cent. per annum has been paid by a transfer from Land and Buildings Fund to Development Fund from 1st August 1927 to 28th February 1929.

M. R. TAMBE,  
Chief Accountant.

## No. 11—continued.

Balance due on 31st March 1930.	Interest outstanding on 1st April 1929.	Interest payable in 1929-30.	Total Interest due.	Deduct Interest paid by the Imperial Bank of India and in Office.	Outstanding Balance on 31st March 1930.	Remarks.
8	9	10	11	12	13	14
Rs. a. p.	Rs. a. p.	Rs. a. p.	Rs. a. p.	Rs. a. p.	Rs. a. p.	
9,43,21,840 8 9	.....	55,81,724 10 0	55,81,724 10 0	55,73,098 6 0	*8,626 4 0	
2,27,14,000 0 0	62,710 0 0	10,94,100 0 0	11,56,810 0 0	10,99,825 0 0	56,595 0 0 *390 0 0	
25,00,000 0 0	730 0 0	1,00,000 0 0	1,00,730 0 0	99,740 0 0	990 0 0	
19,25,000 0 0	25,630 0 0	77,000 0 0	1,02,630 0 0	74,540 0 0	28,090 0 0	
24,75,000 0 0	21,340 0 0	99,000 0 0	1,20,340 0 0	1,01,350 0 0	18,990 0 0	
12,75,000 0 0	5,520 0 0	51,000 0 0	56,520 0 0	52,890 0 0	3,630 0 0	
24,75,000 0 0	3,670 0 0	99,000 0 0	1,02,670 0 0	99,120 0 0	3,550 0 0	
13,50,000 0 0	6,990 0 0	54,000 0 0	60,990 0 0	56,380 0 0	4,610 0 0	
15,00,000 0 0	5,210 0 0	60,000 0 0	65,210 0 0	61,880 0 0	3,330 0 0	
30,00,000 0 0	29,300 0 0	1,20,000 0 0	1,49,300 0 0	1,18,480 0 0	30,840 0 0	
55,00,000 0 0	1,080 0 0	2,20,000 0 0	2,21,080 0 0	2,21,040 0 0	40 0 0	
70,00,000 0 0	10,253 1 2	2,80,000 0 0	2,90,253 1 2	2,83,960 0 0	6,293 1 2	
20,00,000 0 0	820 0 0	80,000 0 0	80,820 0 0	79,820 0 0	1,000 0 0	
43,00,000 0 0	.....	1,72,000 0 0	1,72,000 0 0	1,72,000 0 0	.....	
43,500 0 0	13,185 13 4	1,70,000 0 0	1,83,185 13 4	1,79,585 0 0	3,603 13 4	
10,00,000 0 0	.....	50,000 0 0	50,000 0 0	50,000 0 0	.....	
30,00,000 0 0	.....	1,20,000 0 0	1,20,000 0 0	1,20,000 0 0	.....	
3,000 0 0	.....	1,19,920 0 0	1,19,920 0 0	1,18,740 0 0	1,080 0 0	
67,77,000 0 0	16,005 0 0	4,06,620 0 0	4,22,625 0 0	4,09,890 0 0	12,735 0 0	
92,23,000 0 0	17,040 5 4	5,53,380 0 0	5,70,420 5 4	5,58,968 0 11	11,451 15 11	
25,00,000 0 0	.....	1,25,000 0 0	1,25,000 0 0	1,25,000 0 0	*0 4 6	
26,21,500 0 0	.....	76,743 0 0	76,743 0 0	55,780 6 4	6,541 3 11 *14,421 5 9	
26,14,000 0 0	.....	63,267 0 0	63,267 0 0	46,792 6 4	16,474 8 4 *0 1 4	
8,45,500 0 0	.....	20,418 0 0	20,418 0 0	16,39 8 5	4,017 12 10 *0 10 9	
8,66,41,500 0 0	2,19,484 3 10	42,11,348 0 0	41,80,832 3 10	42,02,160 6 0	2,13,859 7 6 *14,812 6 4	
18,09,63,340 8 9	2,19,484 3 10	97,93,072 10 0	1,00,12,556 13 10	97,75,258 12 0	2,13,859 7 6 *23,438 10 4	

\* To be treated as savings.

A. R. DALAL,  
Municipal Commissioner.

**Appendix**  
**Water Works**  
Revenue Account for

INCOME.	Amount.
	Rs.    a.    p.
Water Tax and other Miscellaneous Water Works Revenue—vide details in Appendix No. 3 .. .. .	* 69,92,298    7    8
Total Rs. ..	69,92,298    7    8

\* This includes Rs. 35,73,781-6-5 being the amount of Water Tax by measurement, realised during 1929-30 as shown in the following Statement:—

Net Revenue Account

Surplus Brought down ..	Rs.    a.    p. 57,94,483    13    1
Carried forward Rs. ..	57,94,483    13    1

**STATEMENT showing the quantity of Water by meter supplied under different Sub-heads and the Water Tax by measurement realized at different rates for the uniform quantity of 1,000 gallons, as required by Corporation Resolution No. 6570 of 15th February 1912.**

PARTICULARS.	1923-24.		1924-25.		1925-26.		1926-27.		1927-28.		1928-29.		1929-30.	
	Gallons.	Amount.	Gallons.	Amount.	Gallons.	Amount.	Gallons.	Amount.	Gallons.	Amount.	Gallons.	Amount.	Gallons.	Amount.
<b>Hotels</b> ... ..	6,35,18,250	Rs. a. p. @ As. 12 47,638 11 0	4,96,69,838	Rs. a. p. @ As. 12 37,252 0 0	5,49,27,500	Rs. a. p. @ Re. 1 46,162 5 0	4,66,04,100	Rs. a. p. @ Re. 1 46,589 10 0	4,63,57,200	Rs. a. p. @ Re. 1. 45,950 2 0	4,13,20,350	Rs. a. p. @ As. 14. 35,574 13 0	5,96,02,100	Rs. a. p. @ 14 As. 47,705 11 0
<b>Cotton Factories</b> ... ..	98,80,29,815	@ As. 12 7,03,522 3 9	80,23,40,600	@ As. 12 6,00,377 2 6	82,86,32,550	@ Re. 1 7,16,903 2 6	77,27,94,210	@ Re. 1 7,72,347 13 0	93,07,31,600	@ As. 12 8,28,801 2 0	66,43,85,855	@ As. 10. 4,73,257 2 0	80,65,81,985	@ 10 As. 5,15,644 14 0
<b>Flour Factories</b> ... ..	1,97,62,450	@ As. 12 14,821 13 0	2,44,43,250	@ As. 12 18,353 15 0	2,64,04,140	@ Re. 1 22,120 2 0	2,71,31,600	@ Re. 1 27,131 10 0	2,76,19,900	@ Re. 1 27,619 15 0	2,66,86,600	@ As. 14. 25,028 10 0	2,05,53,800	@ 14 As. 17,984 8 0
<b>Other Factories</b> ... ..	38,84,92,222	@ As. 12 2,37,619 2 8	37,27,93,000	@ As. 12 2,79,370 1 6	70,77,37,630	@ Re. 1 4,54,090 9 0	34,20,06,935	@ Re. 1 3,38,220 0 0	35,22,76,019	@ Re. 1 3,34,706 7 0	46,97,51,095	At different rates. 3,93,379 5 0	49,25,78,420	@ 14 As. 3,70,150 5 0
<b>Milch Cattle Stables</b> ... ..	14,56,17,250	@ As. 8 72,808 9 7	17,86,68,000	@ As. 8 88,333 15 0	18,01,62,370	@ As. 8 1,28,635 11 0	19,71,01,750	@ Re. 1 1,96,912 12 0	18,46,44,185	@ As. 12 1,69,052 10 0	19,92,38,080	@ As. 10. 1,39,584 9 0	21,87,90,185	@ 10 As. 1,39,649 11 0
<b>Government Buildings (a).</b>	15,63,23,750	@ As. 4 39,080 14 11	18,65,52,950	@ As. 4 69,763 2 0 (a)	29,36,05,000	@ Re. 1 1,34,141 2 0	55,81,62,650	@ As. 8 3,04,993 1 6	43,17,83,313	At different rates. 2,26,358 15 6	61,14,90,520	@ As. 8. 3,05,284 12 0	55,38,16,450	@ 10 As. 3,09,068 3 0
<b>Railways</b> ... ..	74,49,31,875	@ As. 8 3,72,465 14 7	73,49,96,900	@ As. 12 4,58,790 3 0	74,25,06,350	@ Re. 1 6,47,575 8 0	78,66,36,960	@ Re. 1 7,86,637 1 0	41,43,40,405	@ Re. 1 4,14,340 8 0	55,38,72,500	At different rates. 5,53,872 8 0	1,03,48,09,200	@ 14 As. 8,90,102 7 0
<b>Port Trust</b> ... ..	52,03,62,375	At different rates 2,60,181 3 0	55,28,54,060	At different rates. 3,44,039 6 0 (a)	52,95,43,300	At different rates 4,61,933 10 0	58,68,07,850	At different rates. 5,86,307 14 0	55,80,28,970	At different rates. 5,53,028 14 0	46,29,74,900	At different rates. 4,62,974 13 0	54,52,92,800	At different rates. 4,77,122 7 0
<b>Suburbs (b)</b> ... ..	47,35,89,230	At different rates 2,68,429 13 0	49,89,84,700	At different rates. 2,60,603 15 0 (a)	50,89,57,050	At different rates 3,12,348 4 0	74,05,80,675	At different rates. 3,61,343 15 0	65,72,02,150	At different rates. 3,00,974 9 0	73,52,51,460	At different rates. 2,68,219 14 0	82,85,38,790	At different rates. 8,60,166 1 9
<b>Miscellaneous (c)</b> ... ..	1,12,34,25,635	At different rates 4,63,414 11 7	1,02,31,13,179	At different rates. 4,49,079 3 9 (a)	95,03,11,217	At different rates 4,51,246 14 6	98,82,14,483	At different rates. 7,21,975 15 7	93,63,53,715	At different rates. 6,50,908 10 0	73,88,87,578	At different rates. 4,66,101 14 0	94,78,21,215	At different rates. 4,46,187 2 8
<b>Total</b> ... ..	4,56,90,52,352	25,29,983 1 1	4,42,24,17,972	26,06,442 15 9	4,82,17,87,107	33,75,762 8 6	5,04,60,41,213	41,42,959 12 1	4,53,93,28,457	35,56,741 12 6	4,50,39,08,938	31,23,278 4 0	5,50,83,74,945	35,78,781 6 5

(a) The rates charged are in accordance with the Water Rules for the respective years.  
 (b) The rate charged is annas 5 to As. 14 per 1,000 gals.  
 (c) The rates charged vary from As. 8 to As. 14.

A. These figures are exclusive of refunds.



## No. 12.

## Account.

the year ending 31st March 1930.

EXPENDITURE.	Rs. a. p.	Rs. a. p.	Rs. a. p.	Rs. a. p.
General Superintendence ( $\frac{1}{3}$ proportion of) .. .. .	1,60,434 9 3			
Assessment and Collection Charges ( $\frac{1}{3}$ proportion of) .. .. .	1,53,404 14 6	3,25,859 7 9		
Maintenance of Water Works ( <i>vide</i> Appendix No. 4) .. .. .	8,72,000 7 10			
New Works ( <i>vide</i> Appendix No. 4) .. .. .	4 11 0	8,72,005 2 10		
			11,97,804 10 7	
Surplus carried down .. .. .	.....	.. .. .	57,94,433 13 1	69,92,298 7 8
Total Rs. .. .. .	.....	.....	.....	69,92,298 7 8

for the year ending 31st March 1930.

	Rs. a. p.	Rs. a. p.	Rs. a. p.	Rs. a. p.
Interest on Water Works Loans (Debt)—				
<i>Due to Government—</i>				
Vehar Debt .. .. .	68,972 9 0			
50 Lakhs Loan for Drainage, Water, etc., Works (Rs. 5,00,000) .. .. .	35,201 0 0			
1½ Crores Loan (Rs. 1,07,70,000) .. .. .	6,27,958 9 0			
65 Lakhs Loan for Tansa Triplication Scheme (Rs. 65,00,000) .. .. .	3,50,118 1 0			
2 Crores Loan for Major Development Works (Rs. 1,05,00,000) .. .. .	5,54,029 0 0			
2½ Crores Loan for General Supervision, Water Works, etc. (Rs. 1,57,000) .. .. .	8,453 3 0			
150 Lakhs Loan 1925-26 (Rs. 1,20,00,000) .. .. .	5,98,826 4 0	22,43,558 10 0		
<i>Due to the Public—</i>				
44 Lakhs Sanitary Works Loan (Rs. 19,73,233) .. .. .	1,637 0 0			
147 Lakhs Tansa Water Works Loan .. .. .	7,28,687 8 0			
7 Lakhs Sanitary Works Loan (Rs. 1,90,389) .. .. .	10 0 0			
Rs. 10,08,500 Miscellaneous Works Loan (Rs. 1,35,000) .. .. .	217 8 0			
35 Lakhs Various Sanitary Works Loan (Rs. 9,20,000) .. .. .	45,063 4 0			
8 Lakhs Municipal Office Building Loan (Rs. 60,940) .. .. .	3,347 0 0			
23½ Lakhs Drainage and other Works Loan (Rs. 2,45,500) .. .. .	9,920 0 0			
15½ Lakhs Sewerage, Wari Bunder, etc., Works Loan (Rs. 1,55,000) .. .. .	5,693 0 0			
25 Lakhs Sewerage, etc., Works Loan (Rs. 2,31,297) .. .. .	9,228 0 0			
24½ Lakhs Sewerage and Water Works Loan (Rs. 2,73,000) .. .. .	11,179 0 0			
55 Lakhs for Miscellaneous Works (Rs. 4,77,652) .. .. .	19,197 0 0			
70 Lakhs for Reduplication of the Tansa Main and other Auxiliary Works .. .. .	2,83,960 0 0			
43 Lakhs for Drainage, Water, Roads and Miscella- neous Works (Rs. 2,00,500) .. .. .	8,020 0 0			
40 Lakhs for Sanitary Buildings (Rs. 10,00,000) .. .. .	44,897 0 0			
160 Lakhs for Improvement of water supply in Bombay (First issue) .. .. .	4,09,890 0 0			
Do. do. (Second issue) .. .. .	5,58,998 0 11			
25 Lakhs for construction of roads, miscellaneous works (Rs. 50,000) .. .. .	2,500 0 0			
31.43 Lakhs Loans .. .. .	11,898 0 0	21,59,512 4 11		
		43,97,070 14 11		
Interest accrued but not paid .. .. .	5,446 0 0			
Commission to the Imperial Bank of India for payment of interest on the Water Works portion of the different Loans .. .. .	9,656 2 0			
Miscellaneous Loan Charges including Commission paid to the Imperial Bank of India for drawing interest on Sinking Fund Investments .. .. .	3,198 6 3	18,300 8 8		
			44,15,371 7 2	
Reduction of debt or investment of Sinking Fund of the following Water Works Loans :—				
Vehar Debt .. .. .		45,003 7 0		
Tansa Water Works Loan of Rs. 147 Lakhs .. .. .		76,040 0 0		
Carried forward Rs. .. .. .		1,21,443 7 0		
			44,15,371 7 2	

**Appendix**  
**Water Works**  
Net Revenue Account for

		Rs. a. p.
INCOME— <i>contd.</i>	Brought forward Rs. ..	57,94,433 13 1
Total Rs. ..		57,94,433 13 1

M. R. TAMBE,  
*Chief Accountant.*



**Appendix**  
**WATER WORKS**  
**SCHEDULE OF LIABILITIES AND**

LIABILITIES.	Rs.	a.	p.	Rs.	a.	p.	Rs.	a.	p.
<b>Debt due to Government—</b>									
Government of Bombay on account of Vehar Debt ...	17,00,030	11	9						
50 Lakhs Loan for Drainage, Water, &c., Works...	5,00,000	0	0						
1½ Crores do. do. do. ...	1,00,18,733	0	0						
2½ Crores Loan ...	1,38,376	3	0						
65 Lakhs Loan for Tansa Triplication Scheme ...	57,28,942	6	0						
2 Crores Loan for Major Development Works...	96,73,282	7	0						
150 Lakhs Loan (1925-26) ...	1,13,97,212	12	0						
				3,91,56,576	7	9			
<b>Debt due to the Public—</b>									
Water Works portion of the 44 Lakhs Sanitary Works Loan (Rs. 19,73,223) ...	2,018	0	0						
Water Works portion of the 7 Lakhs Sanitary Works Loan ...	408	0	0						
Water Works portion of the 12 Lakhs Drainage and Water Works Loan ...	177	0	0						
Water Works portion of the Miscellaneous Works Loan of Rs. 10,08,500 ...	200	0	0						
Water Works portion of the 42 Lakhs Loan for repayment of Government consolidated Loan (Rs. 39,73,696) ...	2,852	0	0						
Water Works portion of the 35 Lakhs Various Sanitary Works Loan ...	9,26,000	0	0						
Tansa Water Works Loan of 147 Lakhs ...	1,45,00,000	0	0						
Water Works portion of the 8 Lakhs Loan for new Municipal Office Buildings ...	66,940	0	0						
Water Work portion of the 23½ Lakhs Loan for Drainage and other Works ...	2,45,500	0	0						
Water Works portion of the 16½ Lakhs Loan for Sewerage, Wari Bunder, &c. Roads, Burial Ground and certain Water Works ...	1,55,000	0	0						
Water Works portion of the 25 Lakhs Loan for Sewerage, Roads and other Works ...	2,31,297	0	0						
Water Works portion of the 24½ Lakhs Loan for certain Sewerage and Water Works ...	2,73,000	0	0						
12½ Lakhs Loan for certain Water Works...	12,75,000	0	0						
Water Works portion of the 55 Lakhs Loan for Mis. Works ..	4,77,652	0	0						
70 Lakhs Loan for the Reduplication of the Tansa Main and other Auxiliary Works ...	70,00,000	0	0						
Water Works portion of 43 Lakhs Loan for Miscellaneous Works ...	2,00,500	0	0						
40 Lakhs Loan for the construction of Sanitary Buildings, acquisition of lands for Street Improvements and for executing Drainage and Water Works ...	10,875	0	0						
160 Lakhs Loan for the improvement of the water-supply in Bombay ...	1,60,00,000	0	0						
Water Works portion of the 25 Lakhs Loan (1927-28) ..	50,000	0	0						
Water Works portion of 31-43 Lakhs Loan ..	6,53,500	0	0						
				4,20,64,919	0	0	8,12,21,495	7	9
II.—SINKING FUNDS ON MUNICIPAL LOANS (invested as per contra) ...							1,01,91,374	0	0
<b>III.—SPECIAL FUNDS—</b>									
Worn-out Water Mains Renewal Fund (invested as per contra) ...				3,12,396	2	2			
Net Premia Fund (invested as per contra) ...				4,16,980	0	0			
<b>IV.—Advance from Surplus Cash Balance to meet Capital expenditure during 1929-30 ...</b>									
							7,29,376	2	2
							50,464	2	3
<b>V.—CAPITAL ACCOUNT—</b>									
General Reserve being Assets in excess of Liabilities ...							1,41,86,972	3	1
<b>TOTAL Rs. ...</b>							10,63,79,681	15	3

M. R. TAMBE,  
Chief Accountant.

**No. 13.**  
**ACCOUNT.**

ASSETS AT 31st MARCH 1930.

ASSETS.	Rs. a. p.	Rs. a. p.	Rs. a. p.
<b>Properties—</b>			
Water Works executed out of Loan, Surplus and Reserve Funds ( <i>vide</i> Appendix No. 3)—			
Out of Loan and Reserve Funds—			
Ordinary Works ... ..	4,45,06,270 6 9		
Tansa Completion Works ... ..	5,03,12,811 13 6		
Works executed out of Worn-out Water Mains Renewal Fund ... ..	5,80,385 7 4		
		9,54,08,467 10 10	
Out of Surplus Cash Balance—			
Ordinary Works ... ..	43 949 6 8		
Tansa Completion Works ... ..	6,514 11 9		
		50,464 2 3	
			9,54,58,931 13 1
<b>II. Investments—</b>			
1. Imperial Bank of India Municipal Loans Sinking Fund Deposit Accounts—			
Sinking Funds ... ..		1,01,91,374 0 0	
2. Imperial Bank of India—Worn-out Water Mains Renewal Fund Deposit Account ( <i>vide</i> Appendix No. 6) ... ..		3,12,396 2 2	
3. Imperial Bank of India—Net Premia on different Municipal Loans Deposit Account ( <i>vide</i> note* to Appendix No. 6) ... ..		4,16,980 0 0	
			1,09,20,750 2 2
TOTAL Rs. ...			10,63,79,681 15 3

A. R. DALAL,  
Municipal Commissioner.

SHEKAR T. M.  
Municipal Engineer

**Appendix**  
**Markets and Slaughter**  
**Revenue Account for the year**

INCOME.	Amount. Rs.   a.   p.
Income for the year— <i>Vide</i> details in Appendix No. 3 .. .. .	12,03,808 15 2
Total Rs. ..	12,03,808 15 2

**Net Revenue Account for the year**

	Rs.   a.   p.
Surplus brought down ..	7,87,075 13 3
Total Rs. ...	7,87,075 13 3

**M. R. TAMBE.**  
*Chief Accountant.*

## No. 13A.

## Houses Account.

ending 31st March 1930.

EXPENDITURE.		Rs.	a.	p.	Rs.	a.	p.
Maintenance Charges of Markets and Slaughter Houses (vide Appendix No. 4)	---	4,09,749	10	11			
New works (vide Appendix No. 4)	.. .. .	6,983	7	0			
					4,16,733	1	11
Surplus carried down	---				7,87,075	13	8
Total Rs.	---				12,08,808	15	2
ending 31st March 1930.							
		Rs.	a.	p.	Rs.	a.	p.
<b>Interest on Loans.</b>							
<b>Due to Government—</b>							
Rs. 50 Lakhs Loan (Rs. 1,09,000)	...	7,672	12	0			
" 1½ Crores " ( " 1,66,000)	...	9,671	4	0			
" 140 Lakhs " ( " 27,22,000)	...	1,37,000	11	0			
" 2 Crores " ( " 9,77,000)	...	51,700	2	0	2,06,044	13	0
<b>Due to Public.</b>							
Rs. 10,98,500 Loan (Rs. 5,00,000)	...	805	8	0			
" 35 Lakhs " ( " 5,00,000)	...	24,492	0	0			
" 55 " " ( " 63,627)	...	2,557	0	0			
" 43 " " ( " 80,052)	...	3,203	0	0			
" 30 " " ( " 2,00,000)	...	8,000	0	0	89,057	8	0
							2,45,102 5 0
Commission to the Imperial Bank of India for the payment of interest on the portions of the different Loans...	...				206	8	0
Miscellaneous Loan Charges including Commission paid to the Imperial Bank of India for drawing interest on Sinking Fund Investments	...				68	3	0
							274 11 0.
<b>Reduction of debt or investment of Sinking Fund.</b>							
Rs. 43 Lakhs Loan (Rs. 80,052)	...				1,683	0	0
" 55 " " ( " 63,627)	...				1,407	0	0
" 35 " " ( " 5,00,000)	...				5,544	0	0
" 50 " " ( " 1,09,000)	...				1,943	0	0
" 30 " " ( " 2,00,000)	...				3,874	0	0
" 1½ Crores " ( " 1,66,000)	...				3,065	4	0
" 140 Lakhs " ( " 27,22,000)	...				50,332	8	0
" 2 Crores " ( " 9,77,000)	...				15,771	9	0
							83,020 0 0.
Balance—Income in excess of expenditure.	...				3,28,987	0	0
Total Rs.	..				4,58,078	13	3
					7,87,075	13	3

A. R. DALAL,  
Municipal Commissioner.

## Appendix No. 14.

### MUNICIPAL WORKSHOPS.

*Income and Expenditure for the year 1929-30.*

1928-29.		Expenditure.		1929-30.		1928-29.		Income.		1929-30.	
Rs.	a. p.	Rs.	a. p.	Rs.	a. p.	Rs.	a. p.	Rs.	a. p.	Rs.	a. p.
2,51,112	4 6	39,637	9 6	2,63,988	4 7	3,56,315	5 5	3,41,971	10 1	3,41,971	10 1
		58,193	2 9	37,770	2 10	1,299	15 0	3,570	5 6	3,570	5 6
97,930	12 3			73,882	10 9	1,11,152	13 7	21,327	12 4	28,649	2 7
3,78,943	0 9					8,74,191	2 2	3,78,943	0 9	3,74,191	2 2

## Appendix No. 14-A.

### MUNICIPAL WORKSHOPS.

*Balance Sheet as at 31st March 1930.*

1928-29.		Liabilities.		1929-30.		1928-29.		Assets.		1929-30.	
Rs.	a. p.	Rs.	a. p.	Rs.	a. p.	Rs.	a. p.	Rs.	a. p.	Rs.	a. p.
65,051	10 10	58,876	9 10	10,815	13 2	24,841	7 0	11,647	8 3	11,647	8 3
998	12 8			24,861	0 0	19	9 0	12,549	1 0	12,549	1 0
				9,053	12 0	9,117	12 0	6	1 0	6	1 0
7	14 0			21,327	12 4	64	0 0	5,543	6 0	5,543	6 0
		8	0 0			584	12 0	584	12 0	5,958	10 0
		140	0 0							14	3 0
66,058	5 6	58,824	9 10	66,058	5 6					28,649	2 7
										58,824	9 10

M. R. TAMBE,  
Chief Accountant,

A. R. DALAL,  
Municipal Commissioner

1930



## Appendix No. 14-B.

### Statement of Advance Accounts for 1929-30.

Dr.	Statement of Advance Accounts for 1929-30.								Cr.
Opening Balance on 1st April 1929.	Debits during 1929-30.	Closing Balance on 31st March 1930.	Total.	Name of Account.	Opening Balance on 1st April 1929.	Credits during 1929-30.	Closing Balance on 31st March 1930.	Total.	
Rs. a. p.	Rs. a. p.	Rs. a. p.	Rs. a. p.	<i>Departmental Works.</i>	Rs. a. p.	Rs. a. p.	Rs. a. p.	Rs. a. p.	
5,589 7 0	40,223 10 0	....	45,813 1 0	Drainage Branch .. .. .	....	44,005 13 0	1,807 4 0	45,813 1 0	
24,932 0 0	2,55,539 1 4	....	2,80,471 1 4	Roads and Buildings .. .. .	....	2,71,789 2 4	8,681 15 0	2,80,471 1 4	
8,609 14 11	17,842 14 0	....	26,452 12 11	Water Works .. .. .	....	25,517 4 9	935 8 2	26,452 12 11	
18,539 15 3	81,199 5 1	2,304 8 5	1,02,043 12 9	D. E. Works .. .. .	....	1,02,043 12 9	....	1,02,043 12 9	
57,871 5 2	3,94,804 14 5	2,304 8 5	4,54,780 12 0	Total .. .. .	....	4,43,356 0 10	11,424 11 2	4,54,780 12 0	
				<i>Private Works.</i>					
2,255 13 7	37,947 2 4	....	40,202 15 11	Drainage Branch .. .. .	....	35,723 1 3	4,478 14 8	40,202 15 11	
20,377 5 10	2,13,918 15 7	....	2,34,296 5 5	Roads and Buildings .. .. .	....	1,39,015 7 5	95,280 14 0	2,34,296 5 5	
1,375 8 6	70 6 0	....	1,445 14 6	Levelling, Metalling, etc., Private Streets. .. .. .	....	802 0 0	643 14 6	1,445 14 6	
12,650 10 4	18,781 15 6	....	31,432 9 10	Water Works .. .. .	....	26,405 4 7	5,027 5 3	31,432 9 10	
555 0 11	5,599 2 2	....	6,154 3 1	<i>Government of Bombay.</i>					
				Working of the Lethal Chamber for the destruction of stray dogs. .. .. .	....	5,524 1 4	630 1 9	6,154 3 1	
367 0 6	927 12 1	614 13 4	1,909 9 11	Health Department .. .. .	....	1,909 9 11	....	1,909 9 11	
9,959 14 0	21,125 1 3	....	31,084 15 3	Bombay Port Trust .. .. .	....	21,922 6 0	9,162 9 3	31,084 15 3	
47,541 5 8	2,98,370 6 11	614 13 4	3,46,526 9 11	Total .. .. .	....	2,31,301 14 6	1,15,224 11 5	3,46,526 9 11	
1,05,212 10 10	6,93,175 5 4	2,919 5 9	8,01,307 5 11	Carried forward .. .. .	....	6,74,657 15 4	1,26,649 6 7	8,01,307 5 11	

**Appendix ON. 14-B—continued.**

Statement of Advance Accounts for 1929-30.

Dr.

Cr.

Opening Balance on 1st April 1929.	Debits during 1929-30.	Closing Balance on 31st March 1930.	Total.	Name of Account.	Opening Balance on 1st April 1929.	Credits during 1929-30.	Closing Balance on 31st March 1930.	Total.
Rs. a. p.	Rs. a. p.	Rs. a. p.	Rs. a. p.		Rs. a. p.	Rs. a. p.	Rs. a. p.	Rs. a.
1,05,212 10 10	6,93,175 5 4	2,919 5 9	8,01,307 5 11	Brought over ..	....	6,74,657 15 4	1,26,649 6 7	8,01,307 5 11
				<i>Asphalt Plant, Crushers, etc.</i>				
1,55,828 6 6	3,71,501 3 0	....	5,27,329 9 6	Asphalt Plant .. .. .	....	5,22,154 4 7	5,175 4 11	5,27,329 9 6
....	28,323 12 9	2,566 9 3	30,890 6 0	Nowroji Hill Crushers .. ..	....	30,890 6 0	....	30,890 6 0
....	49,369 2 10	1,362 1 2	50,731 4 0	Sewri Crushers .. .. .	....	50,731 4 0	....	50,731 4 0
2,021 1 6	27,458 1 0	3,496 6 11	32,975 9 5	Tar Makadam Plant at Nowroji Hill.	....	32,975 9 5	....	32,975 9 5
8,132 0 3	5,171 5 9	....	13,303 6 0	Tar Makadam Plant at Love Grove.	....	1,462 3 0	11,841 3 0	13,303 6 0
2,847 12 0	70,620 9 6	....	73,468 5 6	Motor Traction .. .. .	....	73,321 13 6	146 8 0	73,468 5 6
1,66,829 4 3	5,52,444 2 10	7,425 1 4	7,28,698 8 5	Total ..	....	7,11,535 8 6	17,162 15 11	7,28,698 8 5
				<i>Municipal Officers.</i>				
....	2,51,997 6 9	....	2,51,997 6 9	Dishonoured cheques .. .. .	....	2,51,997 6 9	....	2,51,997 6 9
12,724 9 6	5,275 0 0	....	17,999 9 6	Standing advance for Contingent Expenses.	....	5,529 0 0	12,470 9 6	17,999 9 6
6,651 0 0	9,208 0 0	....	15,859 0 0	Motor Cars and motor cycles to officers.	....	6,074 0 0	9,785 0 0	15,859 0 0
40 0 0	250 0 0	....	290 0 0	Cycles advances to subordinates ..	....	80 0 0	210 0 0	290 0 0
19,415 9 6	2,66,730 6 9	....	2,86,146 0 3	Total ..	....	2,63,680 6 9	22,465 9 6	2,86,146 0 3
2,93,457 8 7	15,12,349 14 11	10,344 7 1	18,16,151 14 7	Carried forward ..	....	16,49,873 14 7	1,66,278 0 0	18,16,151 14 7

Dr.

**Appendix 14-B—continued.**  
Statement of Advance Accounts for 1929-30.

Cr.

Opening Balance on 1st April 1929.	Debits during 1929-30.	Closing Balance on 31st March 1930.	Total.	Name of Account.	Opening Balance on 1st April 1929.	Credits during 1929-30.	Closing Balance on 31st March 1930.	Total.
Rs. a. p.	Rs. a. p.	Rs. a. p.	Rs. a. p.		Rs. a. p.	Rs. a. p.	Rs. a. p.	Rs. a. p.
2,93,457 8 7	15,12,349 14 11	10,344 7 1	18,16,151 14 7	Brought over ..	....	16,49,873 14 7	1,66,278 0 0	18,16,151 14 7
....	2,643 9 11	....	2,643 9 11	<i>Special Funds.</i>	....	2,643 9 11	....	2,643 9 11
....	9,953 13 4	....	9,953 13 4	Loss or damage to be met out of the Municipal Fire and Accident Insurance Fund.	....	9,953 13 4	....	9,953 13 4
....	3,266 6 0	....	3,266 6 0	Charges to be met out of Fines Fund.	....	3,266 6 0	....	3,266 6 0
....	15,863 13 3	....	15,863 13 3	Charges to be met out of P. and M. Depreciation Fund.	....	15,863 13 3	....	15,863 13 3
2,93,457 8 7	15,28,213 12 2	10,344 7 1	18,32,015 11 10	Total ..	....	16,65,737 11 10	1,66,278 0 0	18,32,015 11 10
				Carried over ..	....			

### Appendix No. 14-B—concluded.

Statement of Advance Accounts for 1929-30.

Dr.

Cr.

Opening Balance on 1st April 1929.	Debits during 1929-30	Closing Balance on 31st March 1930.	Total.	Name of Account.	Opening Balance on 1st April 1929.	Credits during 1929-30.	Closing Balance on 31st March 1930.	Total.
Rs. a. p.	Rs. a. p.	Rs. a. p.	Rs. a. p.		Rs. a. p.	Rs. a. p.	Rs. a. p.	Rs. a. p.
2,93,457 8 7	15,28,213 12 2	10,344 7 1	18,32,015 11 10	Brought over ..	....	16,65,737 11 10	1,66,278 0 0	18,32,015 11 10
1,25,604 5 1	13,00,685 9 0	....	14,26,289 14 1	Miscellaneous Advances .. ..	....	76,488 4 5	13,49,801 9 8	14,26,289 14 1
17 9 6	351 11 7	....	389 5 1	Building Certificate forms .. ..	....	349 8 0	19 13 1	389 5 1
83 8 2	663 2 9	....	696 10 11	Building Repair certificate forms...	....	684 8 0	12 2 11	696 10 11
3,000 0 0	....	....	3,000 0 0	Chief Auditor and Accountant B. B. & C. I. Railway.	....	....	3,000 0 0	3,000 0 0
1,28,655 6 9	13,01,700 7 4	....	14,30,355 14 1	Total ..	....	77,522 4 5	13,52,833 9 8	14,30,355 14 1
3,857 14 4	....	....	16,357 2 9	Municipal Contractors .. ..	....	10,338 5 11	6,018 12 10	16,357 2 9
....	2,890 0 0	....	2,890 0 0	„ Tenderers .. ..	....	1,690 0 0	1,200 0 0	2,890 0 0
13,903 10 4	2,16,457 9 7	....	2,30,361 3 11	Purchase of Coal .. ..	....	2,08,583 3 6	21,778 0 5	2,30,361 3 11
4,225 10 6	1,13,178 4 0	....	1,17,403 14 6	„ of Petrol .. ..	....	1,16,485 8 6	918 6 0	1,17,403 14 6
3,468 0 6	3,788 10 0	....	7,256 10 6	Rent Relief .. ..	....	7,256 10 6	....	7,256 10 6
65,051 10 10	3,8 0 28	....	4,45,334 4 8	Municipal Workshops .. ..	....	3,86,657 10 10	58,676 9 10	4,45,334 4 8
5,12,819 13 10	35,59,010 9 4	10,344 7 1	40,81,974 14 3	Grand Total ..	....	24,74,271 7 6	16,07,703 6 9	40,81,974 14 3

M. R. TAMBE,  
Chief Accountant.

A. R. DALAL,  
Municipal Commissioner.

## Appendix No. 14-C.

Statement of Deposit Accounts for 1929-30.

Dr.

Cr.

Debits during 1929-30.	Closing Balance on 31st March 1930.	Total.	Name of Account.	Opening Balance on 1st April 1929.	Credits during 1929-30.	Total.
Rs. a. p.	Rs. a. p.	Rs. a. p.		Rs. a. p.	Rs. a. p.	Rs. a. p.
1,41,625 8 6	1,25,936 2 6	2,67,561 11 0	(a) Cash Deposits from contractors .. .. .	1,31,409 5 10	1,36,152 5 2	2,67,561 11 0
6,86,273 12 0	1,44,445 0 0	7,80,718 12 0	(aa) Cash Deposits from Tenderers .. .. .	1,08,978 12 0	6,76,740 0 0	7,80,718 12 0
			(b) Cash Deposits from private parties received through Departmental Officers.			
1,33,960 5 2	1,58,393 6 7	2,92,353 11 9	1. Executive Engineer ..* .. .	1,55,662 6 7	1,36,691 5 2	2,92,353 11 9
48,701 10 7	33,717 5 8	77,419 0 3	2. Hydraulic Engineer .. .. .	41,982 4 6	35,436 11 9	77,419 0 3
2,72,554 3 9	84,951 4 2	3,57,505 7 11	3. Assessor and Collector .. .. .	70,592 15 11	2,86,912 8 0	3,57,505 7 11
14 0 0	40 8 0	54 8 0	4. Deputy Health Officer, A Ward (Military) ..	50 8 0	4 0 0	54 8 0
9,598 11 3	9,767 13 3	19,366 8 6	5. Executive Health Officer .. .. .	7,989 0 3	11,377 8 3	19,366 8 6
61,024 10 7	17,810 4 4	78,834 14 11	6. Other Officers .. .. .	22,128 4 11	56,706 10 0	78,834 14 11
5,20,853 9 4	3,04,680 10 0	8,25,534 3 4	Total ..	2,98,405 8 2	5,27,128 11 2	8,25,534 3 4
9,77,728 0 1	6,89,541 5 7	16,67,269 5 8	(c) Other Cash Deposits .. .. .	9,87,391 13 10	6,99,877 7 10	16,67,269 5 8
54,693 15 0	26,031 7 9	80,725 6 9	(d) Deposits on account of work performed for private parties.	19,428 14 9	61,296 8 0	80,725 6 9
57,785 1 0	135 2 0	57,920 3 0	(e) Income-tax on behalf of Government through Chief Accountant on Municipal Establishment.	141 3 0	57,779 0 0	57,920 3 0
2,51,500 0 0	72,700 0 0	3,24,200 0 0	(f) Paper Deposits from Tenderers (kept in office) ..	53,600 0 0	2,70,600 0 0	3,24,200 0 0
26,40,459 13 11	13,63,469 11 10	40,03,929 9 9	Carried forward ..	15,74,355 9 7	24,29,574 0 2	40,03,929 9 9

**Appendix No. 14-C—concluded.**

**Statement of Deposit Accounts for 1929-30.**

Dr.

Cr.

Debits during 1929-30.	Closing Balance on 31st March 1930.	Total.	Name of Account.	Opening Balance on 1st April 1929.	Credits during 1929-30.	Total.
Rs. a. p.	Rs. a. p.	Rs. a. p.		Rs. a. p.	Rs. a. p.	Rs. a. p.
26,40,459 13 11	13,63,469 11 10	40,03,929 9 9	Brought forward ..	15,74,355 9 7	24,29,574 0 2	40,03,929 9 9
3,29,900 0 0	4,44,500 0 0	7,74,400 0 0	(g) Paper Deposits from Municipal employees and contractors lodged with the Imperial Bank of India.	5,17,800 0 0	2,56,600 0 0	7,74,400 0 0
7,348 10 2	536 5 0	7,884 15 2	(h) Court Attachments .. .. .	331 13 0	7,553 2 2	7,884 15 2
414 8 0	82 10 0	497 2 0	(i) Stores Department Supervision Charges .. .. .	24 2 0	473 0 0	497 2 0
333 4 0	0 0 0	333 4 0	(j) Profit on Sale of Stores .. .. .	18 0 0	315 4 0	333 4 0
7,287 15 6	124 4 0	7,412 3 6	(k) Interest realised on Government, etc., Paper lodged by Municipal employees, contractors, etc.	123 9 0	7,288 10 6	7,412 3 6
42,921 8 0	11,118 0 0	53,939 8 0	(l) (Government of Bombay) Land conveyance Licenses, through Chief Accountant on Account of License fees, Badges, etc.	6,236 0 0	47,703 8 0	53,939 8 0
1,52,900 0 0	68,600 0 0	2,21,500 0 0	(n) Paper Deposits kept in Office .. .. .	21,800 0 0	1,99,700 0 0	2,21,500 0 0
31,81,465 11 7	18,88,430 14 10	50,69,896 10 5	Total ..	21,20,689 1 7	29,49,207 8 10	50,69,896 10 5

116

M. R. TAMBE,  
Chief Accountant.

A. R. DALAL,  
Municipal Commissioner.

## Appendix No. 14-D.

Statement of Reserve Stock for 1929-30.

Dr.

Cr.

Opening balance on 1st April 1929.	Debits during 1929-30.	Total	Name of Account.	Credits during 1929-30.	Closing balance on 31st March 1930.	Total
Rs. a. p.	Rs. a. p.	Rs. a. p.		Rs. a. p.	Rs. a. p.	Rs. a. p.
4,87,922 0 0	5,98,125 12 0	10,86,047 12 0	General Stores Department .. .. .	6,10,820 6 11	4,75,227 5 1	10,86,047 12 0
3,39,247 12 0	1,80,460 4 3	5,19,708 0 3	Capital Stores .. .. .	2,06,143 8 0	3,13,564 8 3	5,19,708 0 3
82,181 1 7	280 0 0	82,461 1 7	Line Suspense Account .. .. .	1,280 0 0	81,181 1 7	82,461 1 7
4,416 4 7	1,985 11 10	6,402 0 5	Water Works .. .. .	2,726 2 11	3,675 13 6	6,402 0 5
28,156 5 3	7,529 4 0	35,685 9 3	Executive Engineer's Department (Purchase of Stores for D. E. Works).	5,611 10 0	30,073 15 3	35,685 9 3
1,075 0 0	....	1,075 0 0	Stores in charge of the Drainage Engineer .. ..	1,075 0 0	....	1,075 0 0
9,42,098 7 5	7,88,381 0 1	17,31,379 7 6	Total ..	8,27,656 11 10	9,03,722 11 8	17,31,379 7 6

M. R. TAMBE,  
Chief Accountant.

A. R. DALAL,  
Municipal Commissioner.

## Appendix

Statement showing the amounts of the Receipts and Disbursements respectively credited to the credit of the Fund at the close of the

	Details.			Total.		
	Rs.	a.	p.	Rs.	a.	p.
<b>Receipts—A. Revenue Account.</b>						
<b>Balance on 1st April 1929 ..</b>						
			....			14,98,883 10 1
1. General Tax, Indirect Taxation and Mis. Revenue.	A. General Tax .. .. .	1,27,10,957	12	5		
	B. Town Duties .. .. .	13,71,364	7	11		
	C. Cotton Import Duty .. .. .	15,40,190	13	10		
	D. Licenses, Land Conveyance, Music, etc., Licenses .. .. .	4,101	10	6		
	E. Liquor Licenses .. .. .	1,43,750	0	0		
	F. Tobacco Duty .. .. .	3,92,339	2	5		
	G. Interest and Profit on Investment of Surplus Loan and other balances.	5,47,169	11	8		
	H. Miscellaneous .. .. .	2,38,312	0	8		1,69,48,185 11 5
2. Water Works—Water Tax and other Mis. Water Works Revenue .. .. .						69,92,298 7 8
3. Education—Primary .. .. .						8,10,418 0 0
4. Education—Secondary .. .. .						140 0 0
5. Public Health Department .. .. .						90,226 3 1
6. Medical Relief and Education .. .. .						98,665 3 2
7. Street Cleansing and Conservancy, including Road Watering .. .. .						1,26,029 7 5
8. Roads and Overbridges—						
A. Wheel Tax and Government Contribution in lieu of Tolls .. .. .		12,71,564	15	8		
B. Ground Rent .. .. .		1,94,674	11	10		
C. Miscellaneous .. .. .		1,37,147	10	9		
D. Interest realized on Donations .. .. .		1,596	1	6		16,03,183 7 5
9. Public Lighting .. .. .						1,461 8 4
10. Drainage and Sewerage, including the Halalkhore Branch—						
A. Halalkhore Tax .. .. .		33,37,083	0	5		
B. Miscellaneous .. .. .		33,123	12	0		33,67,206 12 5
11. Fire Brigade—						
A. Fire Tax .. .. .		5,76,562	0	6		
B. Miscellaneous .. .. .		10,511	2	0		5,87,073 2 6
12. Building Regulations and other measures for securing the Public Safety—						
A. Licenses for Dangerous and Offensive Trades .. .. .		1,29,448	8	0		
B. Miscellaneous .. .. .		97,908	2	2		
C. Removal of Encroachments on Public Streets .. .. .		69,581	0	0		2,95,937 10 2
13. Gardens and Open Spaces .. .. .						59,510 2 4
14. Markets and Slaughter Houses .. .. .						12,03,808 15 2
15. Contribution from capital Funds to Revenue on account of Loan Works Staff .. .. .						88,957 6 10
16. Development Fund Receipts .. .. .						8,61,096 2 3
<b>A. Revenue Account Total Rupees</b>						<b>3,31,40,098 4 7</b>



## No. 15.

and debited to the Municipal Fund during the year 1929-30 and the balance at year 1929-30 (i.e., 31st March 1930).

		Details.		Total.		REMARKS
Disbursements—		Rs.	a. p.	Rs.	a. p.	
I. General Superintendence, Collection of Revenue, etc.	A. General Superintendence ..	4,71,487	1 3			
	B. Collection of Revenue ..	5,91,473	10 5			
	C. Upkeep of Municipal Buildings ...	68,264	2 4			
	D. General Stores ...	66,166	9 7			
	E. Miscellaneous Charges ...	5,55,064	7 4			
	F. Election Expenses ...	1,312	8 0			
	New Works ...	2,897	6 11			
I-A. Debt (General) ...	69,94,381	11 4				
II. Water Works ...	11,97,859	15 7				
Do. Debt Charges ...	56,68,098	12 2				
Do. New Works ...	4 11 0		1,56,12,000	15 11		
III. Education—Primary ...	.....		30,04,302	15 9		
New Works ...	.....		.....			
IV. Education—Secondary ...	.....		1,06,161	9 2		
New Works ...	.....		.....			
V. Public Health Department.	A. General Supervision ...	5,56,479	11 4			
	B. Supervision of City Milk Supply ..	.....				
	C. Epidemics ...	22,007	4 6			
	D. Vaccination ...	47,279	2 0			
	E. Malaria ...	1,63,110	14 7			
	F. Miscellaneous ...	92,009	6 4			
New Works ...	2,904	6 0	8,83,790	12 9		
VI. Medical Relief and Education.	A. Hospitals and Dispensaries—					
	(a) Infectious Diseases Hospitals ..	2,18,170	11 0			
	(b) Maternity Homes ..	73,068	4 10			
	(c) Dispensaries for Outpatients ..	68,203	13 9			
	B. Medical and Nursing Assistance, &c., to poor people in their houses ..	15,082	4 8			
	C. Statutory Contribution to Government Medical Institutions ..	4,14,500	0 0			
	D. Grants-in-aid to Public Medical Institutions, Convalescent Homes, Isolation Asylums, Sanitary Societies, &c. ...	86,961	12 10			
	E. Anti-Tuberculosis League Dispensary ..	65,078	9 1			
	F. Dispensary for Combating Venereal Diseases ..	27,330	13 0			
	G. King Edward Memorial Hospital ..	4,86,037	2 5			
H. Gordhaudas Sunderdas Medical College ..	2,27,738	4 5				
New Works ...	8,671	5 1	16,90,793	1 1		
VII. Street Cleansing and Conservancy including Road Watering.	A. Street Cleansing and Conservancy ..	25,42,932	6 6			
	B. Transport of Refuse &c., to Deonar ...	1,91,183	4 5			
	C. Road Watering ...	55,558	10 2			
New Works ...	9,189	2 11	27,98,863	8 0		
VIII. Roads and Overbridges.	A. Roads, Overbridges, and Footpaths ...	11,49,463	12 9			
	B. Street Improvement... ..	39,526	6 7			
	C. Cleansing and Repairing Port Trust Wharves and Roads ...	1,70,820	0 0			
New Works ...	2,868	7 6	13,62,887	10 10		
IX. Public Lighting ...	.....		10,53,425	6 7		
X. Drainage and Sewerage including the Halalkhore Branch.	A. Drainage and Sluices..	5,69,183	11 0			
	B. Pumping and Compressor Stations and Flood Gates... ..	6,18,163	2 8			
	C. Halalkhore Branch ...	6,97,805	9 6			
New Works ...	1,01,984	2 6	19,87,136	9 8		
XI. Fire Brigade ...	3,61,814	1 6				
Do. Debt Charges ...	48,089	2 0				
New Works ...	2,553	5 3	4,12,456	8 9		
XII. Building Regulations and other measures for securing the Public Safety ...	.....		3,99,492	14 0		
XIII. Gardens and Open Spaces ..	1,73,667	4 8				
New Works ...	3,173	12 2	1,76,841	0 10		
XIV. Markets and Slaughter Houses ...	4,09,749	10 11				
Debt Charges ...	3,28,997	0 0				
New Works ...	6,983	7 0	7,45,790	1 11		
XV. Municipal Research Bureau ..	.....		2,476	1 1		
XVI. Contribution to the City Improvement Trust ...	.....		22,92,678	6 8		
XVII. Contribution to Provident Fund, by the Municipal Corporation...	.....		2,17,009	11 10		
XVIII. Loan Works Establishment ..	.....		2,47,292	0 0		
XIX. Retrenchment Enquiry ...	.....		8,000	0 0		
XX. Municipal Debt Interest ..	.....		.....			
Total Rupees ...	.....		3,30,00,829	6 10		

(a) Provision for this is included in Debt charges under I, II, XI and XIV.

## Appendix

	Details.			Total.		
	Rs.	a.	p.	Rs.	a.	p.
<b>B—CAPITAL ACCOUNT—</b>						
<b>Receipts—Loan Funds.</b>						
Balance on 1st April 1929	.....			.....		
<b>Debt—Principal—</b>						
37 Lakhs Loan (portion for ordinary works)	26,21,500	0	0			
Recoupment from Development Fund	.....					
Advance from Worn-out Water Mains Renewal Fund	.....					
Recoupment from Land and Building Fund	1,75,519	1	11			
Transfer from Land and Building Fund	21,060	0	0			
Total	.....			28,18,079	1	11
<b>Lands and Buildings Fund—</b>						
Balance on 1st April 1929	.....					
Realisation on account of sale of land, &c.	44,411	4	5			
Interest on Investments	23,211	1	7			
Total	.....			67,652	6	0
<b>Worn-out Water Mains Renewal Fund—</b>						
Balance on 1st April 1929	.....					
Interest on Investments	.....			15,713	9	4
<b>Advances—</b>						
Capital Stores Account	.....			3,80,685	10	3
Advance pending raising of a Loan for Sub-vention to House owners	.....			4,75,200	0	0
Advance from Surplus Cash Balance for Capital works	.....			7,63,664	6	10
<b>B—Capital Account—Total Rs</b>	.....			<b>45,20,995</b>	<b>2</b>	<b>4</b>

## 15—continued.

	Details.	Total.	REMARKS.
<b>Disbursements—</b>			
Loan Fund—	Rs. a. p.	Rs. a. p.	
I. General Supervision, Collection of Revenue, etc. ... ..	Cr. 450 0 0		
II. Water Works, ordinary ... ..	81,943 1 6		
Do. Tansa Triplication ... ..	40,529 4 6		
III. Education—Primary ... ..	81,781 9 6		
V. Public Health Department ... ..	911 0 0		
VI. Medical Relief and Education... ..	3,31,638 0 6		
VII. Street Cleansing and Conservancy ... ..	80,480 3 11		
VIII. Roads and Overbridges ... ..	9,22,001 7 7		
X. Drainage and Sewerage including the Halalkhore Branch, Ordinary ... ..	1,62,401 12 6		
Do. Main Drainage Scheme ... ..	109 2 0		
XI. Fire Brigade ... ..	2,995 11 10		
XIII. Gardens and Open Spaces ... ..	923 14 0		
XIV. Markets and Slaughter Houses ... ..	235 1 0		
Discount and other charges on Rs. 37 Lakhs Loan ... ..	1,70,989 10 0		
Total ... ..	.....	18,74,599 14 10	
Trust Fund ... ..	.....	2,372 11 3	
<b>Development Fund—</b>			
Golanji Hill Road ... ..	111 3 9		
Hornby Road to Ballard Pier Road ... ..	1,77,406 12 0		
Dalal Street ... ..	.....		
Mahim Park ... ..	7,328 8 1		
Mahalaxmi Overbridge ... ..	267 7 0		
Mahim Development ... ..	89,429 8 6		
Plant and Machinery ... ..	.....		
Replacement of Assets ... ..	7,036 15 3		
Interest on Capital ... ..	21,060 0 0		
Repayment of Loan Fund Advance ... ..	.....		
Balance ... ..	.....		
Total ... ..	.....	3,02,640 6 7	
<b>Land and Buildings Fund—</b>			
Expenditure on Works ... ..	5,974 4 4		
Repayment of Advance to Loan Fund ... ..	1,75,519 1 11		
Balance ... ..	.....		
Transfer to Development Fund ... ..	21,060 0 0	2,02,553 6 3	
Advance from Surplus Cash Balance for Capital works ... ..	.....	7,63,664 6 10	
Advance for repayment of Loan of Rs. 40 & 50 Lakhs ... ..	.....	24,83,324 11 0	
<b>Worn-out Water Mains Renewal Fund—</b>			
Expenditure on Works ... ..	.....	24,017 4 10	
Balance ... ..	.....	.....	
<b>Advances—</b>			
Advances—Capital Stores ... ..	.....	3,82,874 10 0	
Advances pending raising of a Loan for Sub-vention to House-owners ... ..	.....	4,75,200 0 0	
Total ... ..	.....	65,11,147 7 7	

## Appendix

	Details.	Total.		
		Rs.	a.	p.
<b>C—Suspense Account—</b>				
Imperial Bank of India and other Local Banks on account of Sundry Deposits	.....	4,70,06,321	7	5
Interest, etc., on Investment of Surplus Balances	.....	1,00,23,309	1	0
Loan Redemption Fund	.....			
Interest, Instalments, &c., on account of Sinking and Special Funds	.....	11,66,828	15	0
Interest Accrued but not paid	.....	Dr. 22,414	0	0
Provident Fund	.....	9,14,902	9	8
Fines Fund	.....	43,663	4	0
Workshops Recoveries	.....	3,86,657	10	10
Reserve Stores Account	.....	6,50,705	10	10
Purchase Stores Account	.....	5,49,171	3	0
Do. of Petrol	.....	1,16,185	8	6
Do. of Coal	.....	2,08,583	3	6
Departmental Works	.....	4,43,356	0	10
Private Works	.....	2,91,301	14	6
Nowroji Hill Crushers	.....	30,890	6	0
Sewri Crushers	.....	50,731	4	0
Tar Macadam Plant at Nowroji Hill	.....	32,975	9	5
"    "    "    Love Grove	.....	1,462	3	0
Motor Traction	.....	73,321	13	6
Asphalt Plant	.....	5,22,154	4	7
Municipal Contractors	.....	10,338	5	11
"    Tenderers	.....	1,690	0	0
Rent Relief	.....	7,256	10	6
Sundries—Miscellaneous Advances	.....	77,522	4	5
Advances—Special Funds	.....	7,32,938	15	4
<b>Officers—</b>				
(a) Dishonoured Cheques	.....	2,51,997	6	9
(b) Standing Advances for Contingent Expenses	.....	5,629	0	0
(c) Motor Cars and Motor Cycles to Officers	.....	6,074	0	0
(d) Cycle Advances to Subordinates	.....	80	0	0
Deposits	.....	29,49,307	8	10
Cheques payable	.....	7,16,57,766	11	3
Cash Bills outstanding Account	.....	3,22,527	15	7
<b>C—Suspense Account—Total Rs.</b>		.....	13,84,52,427	0 2

## SUMMARY.

Receipts.		Disbursements.	
Rs.	a. p.	Rs.	a. p.
14,98,883	10	1	Balance on 1st April 1929
3,31,40,098	4	7	A.—Revenue Account
45,20,995	2	4	B.—Capital Account
13,84,52,427	0	2	C.—Suspense Account
			Balance on 31st March 1930
<b>Total</b>	<b>17,76,12,404</b>	<b>1</b>	<b>Total</b>
			<b>17,76,12,404</b>
			<b>1 2</b>

M. R. TAMBE,  
Chief Accountant.

## No. 15—concluded.

	Details			Total			REMARKS.
	Rs.	s.	p.	Rs.	s.	p.	
<b>C.—Suspense Account—</b>							
Debt—Principal—Repayment of Loans	.....			99,76,984	6	0	
Debt—Interest	.....			.....			
Sinking Funds	.....			6,34,299	14	5	
Special Funds	.....			4,00,824	8	9	
Surplus Funds	.....			Cr. 14,36,019	15	5	
Loan Funds	.....			Cr. 7,28,164	7	1	
Provident Fund	.....			9,14,902	9	8	
Fines Fund	.....			43,863	4	0	
Imperial Bank of India and other Local Banks on account of Sundry Deposits.	.....			4,56,87,248	12	4	
Workshops	.....			3,80,282	9	10	
Plant and Machinery	.....			1,08,732	2	9	
Reserve Stores Account	.....			6,36,519	2	10	
Purchase Stores Account	.....			6,04,957	11	3	
Purchase of Petrol	.....			1,13,178	4	0	
Purchase of Coal	.....			2,16,457	9	7	
Departmental Works	.....			3,94,804	14	5	
Private Works	.....			2,98,370	6	11	
Nowroji Hill Crushers	.....			28,323	12	9	
Sewri Crushers	.....			49,369	2	10	
Tar Macadam Plant at Nowroji Hill	.....			27,458	1	0	
Motor Traction	.....			5,171	5	9	
Asphalt Plant	.....			70,620	9	6	
Municipal Contractors	.....			3,71,501	3	0	
Tenderers	.....			12,499	4	5	
Rent Relief	.....			2,890	0	0	
Sundries—Miscellaneous Advances	.....			3,788	10	0	
Advances—Special Funds	.....			13,01,700	7	4	
	.....			7,20,558	11	5	
<b>Officers—</b>							
(a) Dishonoured Cheques	.....			2,51,997	6	9	
(b) Standing Advance for Contingent Expenses	.....			5,275	0	0	
(c) Motor Cars and Cycles to Officers	.....			9,208	0	0	
(d) Cycle Advances to Subordinates	.....			250	0	0	
Deposits	.....			81,81,465	11	7	
Cheques payable	.....			7,31,40,027	4	11	
Cash Bills Outstanding Account	.....			3,14,748	5	1	
<b>C. Suspense Account Total Rs. ...</b>	.....			<b>13,77,43,874</b>	<b>14</b>	<b>7</b>	

## Bank's reconciliation:—

*Balance as per Bank's Pass Book	.....	Rs.	s.	p.
		2,84,970	12	8
<b>Add—</b>				
Revenue sent to the Bank on 31st March 1930 but acknowledged on 1st April 1930	.....	975	1	0
		2,85,945	13	8
<b>Less—</b>				
Uncashed Cheques	.....	73,869	5	3
Balance in Bank Treasury as per Day Book (Column No. 10)	.....	2,12,076	8	5
Office Treasury in Government Promissory Notes, etc.	.....	Rs. 1,43,800	0	0
Balance in Office Treasury in Cash	.....	675	11	9
		Rs. 3,56,652	4	2

A. R. DALAL,  
Municipal Commissioner.

## Appendix No. 16.

Comparison of Face, Purchase and Market Values at 31st March 1930 of the different Securities held in the following Special Funds.

Name of Fund.	Particulars of Securities.	Face value.	Purchase rate.	Actual cost at Purchase rate.	Estimated Market rates.	Value at Market rate.
Municipal Fire and Accident Insurance Fund.	3½ per cent. Government Paper...	Rs. 9,100	60 per cent.	Rs. 5,460 0 0	69½ %	Rs. 6,313 2 0
	4 per cent. Loan 1960-70...	6,42,200	88 "	5,65,136 0 0	77½ %	4,95,698 2 0
	4 per cent. City Improvement Trust Debentures ...	16,000	Par	16,000 0 0	73 %	41,391 0 0
	Do do. ...	10,000	89 per cent.	8,900 0 0		
	Do. do. ...	7,200	88 "	6,336 0 0		
	Do. do. ...	23,500	84½ "	19,857 8 0		
Total Rs. ...	7,08,000		6,21,689 8 0		5,43,402 4 0	
Worn-out Water Mains Renewal Fund.	3½ per cent. Government Paper.	47,400	60 per cent.	28,440 0 0	69½ %	52,883 12 0
	4 do. Loan 1960-70 ...	3,22,100	88 "	2,83,448 0 0	77½ %	2,48,620 15 0
	Total Rs. ...	3,69,500		3,11,888 0 0		2,81,604 11 0
Net Premia, &c. on different Municipal Loans Fund.	3½ per cent. Government Paper.	1,99,900	60 per cent.	1,19,940 0 0	69½ %	1,38,689 10 0
	4 do. do. ...	900	48 "	432 0 0	61 %	535 8 0
	4 do. Loan 1960-70 ...	96,000	88 "	79,200 0 0	77½ %	69,468 12 0
	5 do. Government War Loan 1929-1947 ...	6,81,400	95½ "	6,50,737 0 0	95½ %	6,49,033 8 0
	5 per cent. Ten year Bonds 1935 ...	500	96 "	480 0 0	98 %	490 0 0
	Total Rs. ...	9,72,700		8,50,789 0 0		8,58,208 6 0
Municipal Lands and Buildings Fund.	4 per cent. City Improvement Trust Debentures ...	1,44,200	Par.	1,44,200 0 0	73 %	1,05,266 0 0
	4 per cent. Loan 1960-70 ...	59,200	88 per cent.	52,096 0 0	77½ %	48,327 0 0
	Total Rs. ...	2,03,400		1,96,296 0 0		1,48,593 0 0
Frovident Fund	3½ per cent. Government Paper.	10,59,500	60 per cent.	6,35,700 0 0	69½ %	9,40,516 14 0
	Do. do. ...	1,57,000	75½ "	1,18,731 4 0		
	Do. do. ...	1,29,200	75-14-6 "	98,070 14 0		
	Do. do. ...	10,000	68½ "	6,868 12 0		
	4 per cent. City Improvement Trust Debentures ...	1,35,000	Par.	1,35,000 0 0	73 %	98,550 0 0
	4½ per cent. Government Loan 1934 ...	3,13,300	97½ "	3,05,467 8 0	95½ %	2,98,418 4 0
	6½ per cent. Bombay Development Loan ...	5,27,500	Par.	5,27,500 0 0	105½ %	5,55,193 12 0
	5 year Postal cash certificates.	10,000	77½ per cent.	7,750 0 0	77½ %	7,750 0 0
	4 per cent. Loan 1960-70 ...	41,100	88 "	38,808 0 0	77½ %	2,65,602 3 0
	Do. do. ...	3,00,000	88½ "	2,65,125 0 0		
	5 do. Bonds 1935 ...	2,21,000	96 "	2,12,160 0 0	98½ %	2,16,580 0 0
	5 do. Government War Loan 1929-47 ...	6,78,000	95½ "	6,42,715 0 0	95½ %	13,98,174 12 0
	5 per cent. Government War Loan 1929-47.	7,94,900	95½ "	7,60,619 15 0		
Total Rs. ...	43,74,500		37,54,516 5 0		37,80,785 13 0	
Fines Fund	6½ per cent. Bombay Development Loan ...	54,400	Par.	54,400 0 0	105½ %	57,256 0 0
	4 per cent. Loan, 1960-70 ...	3,29,600	88 per cent.	2,90,048 0 0	77½ %	2,54,410 0 0
	4 per cent. City Improvement Trust Debentures ...	50,000	Par.	50,000 0 0	73 %	36,500 0 0
	3½ per cent. Government Paper.	15,700	60 per cent.	9,420 0 0	69½ %	10,891 14 0
	Total Rs. ...	4,49,700		4,03,868 0 0		3,49,057 14 0
Plant and Machinery Depreciation Fund.	4 per cent. Loan, 1960-70 ...	14,44,800	88 per cent.	12,71,424 0 0	77½ %	11,15,205 0 0
	4 per cent. City Improvement Trust Debentures ...	2,39,800	Par	2,39,800 0 0	73 %	1,75,054 0 0
	5 per cent. Government War Loan 1929-47 ...	2,05,100	95½ per cent.	1,96,255 1 0	95½ %	5,21,493 12 0
	Do. ...	3,42,400	95½ "	3,26,992 0 0		
	6½ per cent. Bombay Development Loan ...	500	Par.	500 0 0	105½ %	526 4 0
Total Rs. ...	22,32,600		20,34,971 1 0		18,12,279 0 0	
Renewal of Road Surfaces Fund.	4 per cent. Loan 1960-70 ...	8,13,300	88 per cent.	7,15,616 0 0	77½ %	6,27,676 4 0
	Grand Total ...	1,01,33,600		88,89,633 14 0		84,11,507 4 0

M. R. TAMBE,  
Chief Accountant

A. R. DALAL,  
Municipal Commissioner

### Appendix No. 16A.

Comparison of Face, Purchase and Market Values at 31st March 1930 of the different Securities held in the Sinking Funds.

*N.B.*—Special attention is invited to para. 22 of the Chief Accountant's Report.

Name of Fund.	Particulars of Securities.	Face value.		Book value at par.	Market rates per cent.	Value at Market rates. (Municipal Debentures being valued at par.)
		Rs.		Rs. a. p.		Rs. a. p.
Sinking Funds.	5 per cent. Municipal Debentures	65,85,000	Par.	65,85,000 0 0	Par.	65,85,000 0 0
	4 " " " "	1,34,20,600	"	1,34,20,600 0 0	"	1,34,98,000 0 0
	4 " " " "	55,900	84½	47,235 8 0	"	
	4 " " " "	21,500	84½	18,113 12 0	"	
	6 " " " "	1,000	"	1,000 0 0	"	
	4 per cent. Government conversion Loan.	9,40,500	94½	8,86,421 4 0	90½	8,52,338 2 0
	4 per cent. Bombay Improvement Trust Debentures.	19,85,600	84½	16,72,868 0 0	73	14,49,488 0 0
	4 per cent. Bombay Improvement Trust (coupon) Debentures.	1,23,400	84½	1,03,964 8 0	73	90,082 0 0
	4 per cent. Loan 1960-70 ...	28,16,700	87½	24,68,133 6 0	73½	21,74,140 5 0
	5 per cent. Bonds 1935 ...	7,62,500	101	7,70,125 0 0	98	7,47,260 0 0
	5 per cent. Government War Loan 1929-47.	63,100	100¼	63,297 3 0	95½	60,102 12 0
4 per cent. Bombay Improvement Trust Sterling Loan.	£ 25,000	@£ 80 at 1s. 6d.	2,66,666 10 8	@ £ 89% at 1s. 5½d.	2,32,014 0 2	
4½ per cent. India Sterling Loan 1950-55.	£ 322,600	@£ 93½ at 1s. 6d.	40,37,876 10 8	at £ 87½ at 1s. 5½d.	37,96,623 7 6	
	Total Rs. ...	2,67,75,800		3,03,41,301 14 4		2,94,86,028 10 8
	£ ...	347,600				
Sinking Fund Reserve Fund.	4 per cent. Loan 1960-70 ...	17,800	Par.	17,800 0 0	73½	13,739 6 0
	4 " " " "	11,66,900	88	10,26,872 0 0	73½	9,00,700 15 0
	5 " Bonds 1935 ...	16,000	96	15,360 0 0	98	15,680 0 0
		Total Rs. ...	12,00,700		10,60,032 0 0	
	GRAND TOTAL Rs. ...	2,79,76,500		3,14,01,333 14 4		3,04,16,148 15 6
	£ ...	347,600				

M. R. TAMBE,  
Chief Accountant.

A. R. DALAL,  
Municipal Commissioner.

### Appendix No. 16B.

Statement showing the amount of and object for which the donations held under Public Monuments Maintenance Fund were received from different parties up to 31st March 1930.

Name of donor	Object for which the donation is given.	Particulars of Securities.	Face value.	Book value.
			Rs. a. p.	Rs. a. p.
Sir Mangaldas Nathoobhoy .. .. .	Donation for the maintenance of Sir Mangaldas Nathoo- bhoy Clock at Mumbadevi.	3½ per cent. Government Paper, 1879 .. ..	500 0 0	500 0 0
The Secretary, Tata Memorial .. .. .	Donation for the maintenance of J. N. Tata Statue .. ..	3½ " " " " 1900-01 .. ..	1,200 0 0	1,200 0 0
The Secretary, Ranade Memorial.. .. .	Donation for the maintenance of Ranade Statue.. ..	4 per cent. Bombay Improvement Trust Loan due 1962.	1,000 0 0	} 1,200 0 0
Mr. P. J. Mistri .. .. .	Donation for the maintenance of N. M. Petit Statue at Gowalia Tank Road.	3½ per cent. Government Paper, 1900-1.. ..	200 0 0	
Messrs. J. D. Framroz, R. B. Jeejeebhoy and P. C. Sethna.	Donation for the maintenance of Sir D. M. Petit Statue .. ..	3½ " " " " 1900-1.. ..	2,000 0 0	} 3,000 0 0
Mr. Cassumally Jairajbhoy Peerbhoy .. .. .	Donation for the maintenance of a fountain at the junc- tion of Hornby Road and Palton Road.	3½ " " " " 1879 .. ..	1,000 0 0	
The Secretary, Montague Memorial Fund.	Donation for the maintenance of the Montague Statue at the junction of Marine Lines and Church Gate Street.	4 " " " " Loan 1960-70 .. ..	2,400 0 0	2,112 0 0
Mr. Surajmal Hanmantrai.. .. .	Donation for the maintenance of a fountain at the junc- tion of Frere Road and Carnac Bridge.	5 " " " " Indian War Loan 1929-47 .. ..	5,500 0 0	5,500 0 0
„ Chaturbhuj Jivandas .. .. .	Donation for the maintenance of a fountain at the junc- tion of old Purbhadevi and Cadell Road.	5 " " " " Tax-free loan 1945-55 .. ..	2,000 0 0	2,000 0 0
„ Jamnadas Dwarkadas .. .. .	Donation for the maintenance of a water trough for watering Victoria horses and bullocks at the junction of Colaba and Pilot Bunder Roads.	5 " " " " War Loan 1929-47 .. ..	2,600 0 0	} 2,660 0 0
Dr. K. E. Dadachanji .. .. .	Donation for the maintenance of a fountain at the junc- tion of Frere Road and Carnac Bridge.	3½ " " " " Government Paper .. ..	100 0 0	
Mr. D. P. Kothare .. .. .	Donation for the maintenance of a fountain at Mint Road.	4 " " " " Government Loan 1960-70 .. ..	400 0 0	352 0 0
„ K. D. Dhuru .. .. .	Donation for the maintenance of a fountain at the junc- tion of old Purbhadevi and Cadell Road.	Do. do.	400 0 0	352 0 0
„ Gokuldas Karsondas Shroff .. .. .	Donation for the maintenance of a cattle trough and drinking fountain at Lady Jamshedji Road.			
„ Fattechand Revaldas .. .. .	Donation for the maintenance of a fountain at Narayan Dhuru Street.			
„ Hansraj Pragji .. .. .	Donation for the maintenance of a cattle trough at Clerk Road.			
		Carried forward .. ..	34,600 0 0	32,312 0 0



**Appendix No. 16 B—concluded.**

Name of donor.	Object for which the donation is given.	Particulars of Securities.	Face value.			Book value.		
			Rs.	a.	p.	Rs.	a.	p.
		Brought forward	34,600	0	0	32,312	0	0
Mr. F. P. Pavri	Donation for the maintenance of a drinking fountain at the junction of Cadell Road and Old Purbhadevi Road.	4 per cent. Loan 1960-70	800	0	0	528	0	0
The Secretary, Dr. Dadabhoy Naoroji Memorial Fund.	Donation for the maintenance of the Statue of Dr. Dadabhoy Naoroji.	4 " " "	1,400	0	0	1,232	0	0
Mr. Khimji Madon Bhujpuria	Donation for the upkeep of a water trough on site opposite the Jamshed Mill.	}	800	0	0	528	0	0
, L. R. Tairsee	Balance out of donation received from Mr. L. R. Tairsee for the construction of a cattle trough at the top end corner of Walkeshwar near "Tin Bath."							
		Total	37,200	0	0	34,600	0	0
Rao Bahadur Ellappa Balaram	Donation for the maintenance of a Charitable Dispensary at Kamathipura.	4 per cent. Bombay Improvement Trust Loan due 1966.	5,000	0	0	19,500	0	0
		4 per cent. Bombay Improvement Trust Loan due 1972.	14,500	0	0			
Bâi Lingooba, widow of Rajanna Jalooji	Do. do.	3½ per cent. Government Paper 1854-55	10,700	0	0	10,700	0	0
Colaba Free Dispensary	Donation for the maintenance of Assets of the dispensary taken over by the Municipality on its taking over the dispensary.	6½ per cent. Bombay Development Loan due 1935.	1,000	0	0	1,000	0	0
Joint Honorary Secretaries and Treasurers, George V Anti-Tuberculosis League.	Donation for the maintenance of Assets transferred to the Municipality on its taking over the League.	3½ per cent. Government Paper 1900-1	1,000	0	0	21,000	0	0
Mr. Shapurji Sorabji	Donation in connection with the house in Khetwadi given by him for having used as a Maternity Home.	4 " Municipal Debentures due 1954	20,000	0	0			
		3½ " Government Paper 1854-55	5,000	0	0	10,000	0	0
		3½ " " " 1879	5,000	0	0			
Messrs. Little & Co.	Amount representing balance out of the Amount set apart for the purchase of Bai Gowrabai Dispensary Building at Kamathipura.	4 " Loan 1960-70	2,900	0	0	2,552	0	0
Do.	Donation for meeting charges for repairs, etc., to Bai Gowrabai Dispensary at Kamathipura.	5 " Bonds 1945-55	5,000	0	0	5,000	0	0
		Total	70,100	0	0	69,752	0	0
		Grand Total Rs.	1,07,300	0	0	1,04,352	0	0

M. R. TAMBE,  
Chief Accountant,

A. R. DALAL,  
Municipal Commissioner.

### Appendix No. 16 C.

Statement showing the amounts of and object for which the endowments held under Endowments Fund were received from different parties upto 31st March 1930.

Name of donor.	Object for which the endowment is given.	Particulars of securities.	Face value.	Book value.
Mr. Lalji Naranji .. .. .	"Lalji Naranji Scholarship" at G. S. M. College .. .. .	4 per cent. Loan 1960-70 .. .. .	Rs. 4,500	Rs. a. 3,960 0
„ Chaturbhuj Gordhandas Sunderdas .. .. .	"Chaturbhuj Gordhandas Sunderdas Scholarship" and "Bai Gangabai Gordhandas Sunderdas Scholarship" at G. S. M. College.	Do. do. .. .. .	9,100	8,008 0
„ Tulsidas H. Parekh .. .. .	"Bai Bachubai Thakurdas Parekh Entrance Scholarship" at G. S. M. College.	Do. do. .. .. .	3,700	3,256 0
„ Jehangir Rattanshaw Dadabhoy .. .. .	"Rattanshaw Dadabhoy Scholarship" at G. S. M. College..	Do. do. .. .. .	3,900	3,432 0
Dr. (Mrs.) Dossibai Jehangir Rattanshaw Dadabhoy, M.D., M.R.C.P. (Lond.)	"Awabai Rattanshaw Dadabhoy Scholarship" at G. S. M. College.	Do. do. .. .. .	3,900	} 3,568 8
The Honorary Staff and Professors of the K. E. M. Hospital and G. S. M. College.	"Bahadurji Memorial Scholarship in Surgery" at G. S. M. College.	3½ per cent. Government Paper 1900-1.. 4 per cent. Loan 1960-70 .. .. .	200 3,900	
Dr. N. A. Purandare .. .. .	"Savitribai Purandare Prize" at K. E. M. Hospital ..	Do. do. .. .. .	300	300 0
The Bhawnagar Durbar .. .. .	"Bhawnagar State Entrance Scholarship" at G. S. M. College.	Do. do. .. .. .	5,900	5,192 0
H. H. the Maharaja, Shri Sir Doulatasingji, K.C.I.E., Thakore Saheb of Limbdi.	Awarding gold medal and a miniature replica of the Challenge Cup.	5 per cent. Tax free Loan 1945-55 .. .. .	1,800	1,800 0
Messrs. Ardeshir Hormasji Dinshaw and Co., on behalf of the Advocate-General.	Donation for the grant of free warm clothing to patients discharged from K. E. M. Hospital out of interest realised on securities.	3½ per cent. Government Paper 1879 .. .. . Do. do. 1900-1.. .. . 6½ per cent. Bombay Development Loan due 1935.	10,000 18,600 4,000	} 39,640 0
Mr. Mansukhlal Chaganlal .. .. .	Donation towards the Poor Box Charity Fund at K. E. M. Hospital.	4 per cent. Loan 1960-70 .. .. . 4 per cent. Loan 1960-70 .. .. .	8,000 5,700	
	Balance out of the donations received during the Influenza Epidemic invested in Securities, the interest being utilised for augmenting the Poor Box Charity Fund at K. E. M. Hospital (Corporation Resolution No. 13650 dated 12th March 1928).	Do. do. .. .. .	5,800	5,104 0
Dr. Shirwalkar Memorial Fund Committee ..	Dr. Shirwalkar General Proficiency Scholarship and Medals.	8½ per cent. Government Paper 1900-1 .. .. . Do. do. 1865 .. .. .	6,000 3,000	} 11,000 0
The Trustees of Dr. Choksy's Entertainment Fund.	Donation for endowing a Gold Medal called Sir Nusserwanji Choksy Memorial Prize Medal at G. S. M. College.	4 per cent. Municipal Debentures .. .. . 5 per cent. Tax free Loan 1945-55 .. .. . 6 per cent. Ten year Bonds 1932 .. .. . 4 per cent. Government Loan 1960-70 .. .. .	2,000 2,000 200 100	
			1,02,600	96,051 4

128

M. R. TAMBE,  
Chief Accountant.

A. R. DALAL,  
Municipal Commissioner.

Appendix

STATEMENT showing the quantity and value of several articles upon which Town Duty was

Duty Collected by	GRAIN AND PULSE AT 6 ANNAS PER CANDY.			FLOURS OF ALL SORTS AT 75 PER CENT. OF THE RATE AT THE TIME BEING LEVIED ON THE GRAIN FROM WHICH THE FLOUR IS PREPARED.			WINES AND SPIRITS AT 4 ANNAS PER GALLON.			BEER AT 6 PIES PER GALLON.		
	Candies.	Fortas.	Amount of Duty.	Candies.	Fortas.	Amount of Duty.	Gallons.	Pinta.	Amount of Duty.	Gallons.	Pinta.	Amount of Duty.
<b>I. BOMBAY PORT TRUST.</b>												
Months.			Rs. a. p.			Rs. a. p.			Rs. a. p.			Rs. a. p.
April 1929	3,10,995	11	79,096 15 0	..	..	..	38,988	4	9,747 2 0	1,53,418	..	4,794 5 0
May	1,91,204	1	71,701 9 2	..	..	..	30,922	..	7,739 8 0	1,24,181	..	3,879 1 6
June	82,246	5	23,342 8 0	..	..	..	27,627	..	6,906 12 0	91,386	..	3,854 4 0
July	1,18,056	3	42,396 2 3	..	..	..	21,169	6	5,297 7 0	1,42,220	..	4,444 6 0
August	59,380	3	22,248 13 1	..	..	..	28,909	2	6,749 13 0	1,01,519	1	3,178 7 7
September	73,156	3	27,433 10 9	..	..	..	30,379	..	7,719 12 0	1,14,640	..	3,592 3 0
October	1,12,271	2	42,101 11 9	..	..	..	31,229	6	7,807 7 0	1,09,832	..	3,492 4 0
November	73,692	7	27,694 12 9	..	..	..	29,638	6	7,409 11 8	1,36,766	..	4,274 9 0
December	1,20,164	5	45,061 12 3	..	..	..	29,398	6	7,338 7 0	1,48,012	..	4,625 6 0
January 1930	76,877	4	28,820 1 0	..	..	..	34,796	1	8,699 0 6	1,28,544	..	4,617 0 0
February	1,30,586	3	48,658 2 3	14	..	3 15 0	48,465	7	10,128 7 9	1,44,504	..	4,515 12 0
March	1,94,692	1	73,009 8 3	845	..	237 11 0	49,255	1	11,069 12 6	1,80,095	..	4,084 8 6
<b>Total</b>	<b>14,17,905</b>	<b>6</b>	<b>5,31,714 10 6</b>	<b>859</b>	<b>3</b>	<b>241 10 0</b>	<b>3,86,365</b>	<b>..</b>	<b>96,591 4 0</b>	<b>15,24,997</b>	<b>1</b>	<b>47,656 2 7</b>
<b>II. G. I. P. RAILWAY.</b>												
April 1929	88,517	..	25,693 14 0	..	17	0 1 0	18,458	..	4,613 4 0	..	..	..
May	49,258	4	18,411 15 0	..	..	..	10,570	1	2,667 8 9	18	..	0 9 0
June	26,232	1	9,837 1 0	..	..	..	39,755	4	9,938 14 0	..	..	..
July	28,521	1	10,895 7 0	..	..	..	17,828	..	4,332 0 0	..	..	..
August	33,790	1	12,674 11 0	31	3	10 4 0	37,658	2	9,414 9 0	86	..	2 11 0
September	22,358	4	8,384 7 0	13	..	3 11 0	32,331	4	8,082 14 0	..	..	..
October	30,787	4	11,545 5 0	..	..	..	2,262	..	565 8 0	..	..	..
November	42,222	1	15,833 5 0	..	4	..	53,916	2	13,479 1 2	..	..	..
December	35,758	..	18,409 4 0	3	7	1 0 0	24,970	2	6,242 9 0	..	..	..
January 1930	45,527	5	17,072 14 0	..	1	0 1 0	13,665	..	3,416 4 0	..	..	..
February	39,089	5	14,663 10 0	..	..	..	5,047	3	1,261 13 7	..	..	..
March	49,302	1	19,488 5 0	..	..	..	92	..	23 0 0	..	..	..
<b>Total</b>	<b>4,71,378</b>	<b>5</b>	<b>1,78,765 9 0</b>	<b>54</b>	<b>25</b>	<b>15 5 0</b>	<b>2,56,149</b>	<b>8</b>	<b>64,037 5 6</b>	<b>104</b>	<b>..</b>	<b>3 4 0</b>
<b>III. B. B. &amp; C. I. RAILWAY.</b>												
April 1929	17,673	1	6,627 0 3	..	..	..	3,107	..	776 12 0	..	..	..
May	28,764	7	10,786 13 7	..	..	..	5,481	6	1,855 7 0	..	..	..
June	13,556	5	5,083 11 11	..	..	..	2,440	..	610 0 0	..	..	..
July	12,435	5	4,863 2 6	..	..	..	945	..	236 4 0	..	..	..
August	13,993	2	5,247 7 6	..	..	..	1,080	..	270 0 0	..	..	..
September	11,841	7	4,365 11 6	..	..	..	1,072	..	269 0 0	..	..	..
October	12,917	4	4,844 1 6	..	..	..	870	..	217 8 6	..	..	..
November	12,546	2	4,704 13 6	..	..	..	800	..	200 0 0	..	..	..
December	14,167	2	5,312 12 0	..	..	..	1,370	..	342 8 6	..	..	..
January 1930	14,786	..	5,544 12 0	..	..	..	1,004	4	251 2 9	..	..	..
February	12,568	3	4,713 5 0	..	..	..	1,195	..	298 12 0	82	..	1 0 0
March	11,824	4	4,434 9 6	..	..	..	2,487	6	621 15 0	..	..	..
<b>Total</b>	<b>1,76,874</b>	<b>3</b>	<b>66,327 14 9</b>	<b>..</b>	<b>..</b>	<b>..</b>	<b>21,833</b>	<b>..</b>	<b>5,458 4 0</b>	<b>32</b>	<b>..</b>	<b>1 0 0</b>
<b>GRAND TOTAL</b>	<b>20,66,153</b>	<b>7</b>	<b>7,74,807 11 3</b>	<b>913</b>	<b>4</b>	<b>256 15 0</b>	<b>6,64,347</b>	<b>8</b>	<b>1,66,086 13 6</b>	<b>15,25,139</b>	<b>1</b>	<b>47,660 6 7</b>
<b>Deduct—</b>												
Refund passed by the Town Duty Refund Officer	9,44,660	2	8,54,247 10 0	1,48,759	6	40,432 7 0	56,292	4	14,073 2 0	4,78,162	..	14,786 5 0
<b>Net Revenue</b>	<b>11,21,493</b>	<b>4</b>	<b>4,20,560 1 3</b>	<b>-1,42,846</b>	<b>1</b>	<b>-40,175 8 0</b>	<b>6,08,054</b>	<b>7</b>	<b>1,52,013 11 6</b>	<b>10,46,971</b>	<b>1</b>	<b>32,874 1 7</b>

Balance of collections on 31st March 1929 due by—	Rs. a. p.	Rs. a. p.	Rs. a. p.
Port Trust	..	..	..
G. I. P. Railway	14,428 9 2	..	..
B. B. & C. I. Railway	38,175 9 6	..	..
	739 10 0	59,326 12 9	..
<b>Add—</b>			
Collections for 1929-1930—			
Port Trust	..	..	..
G. I. P. Railway	24,19,442 14 5	..	..
B. B. & C. I. Railway	3,00,965 13 1	..	..
	1,78,863 4 9	28,98,772 0 3	..
Commission charges bill for March 1929, from G. I. P. Railway recovered in March 1929 but adjusted in the year 1929-30	1,807 6 4	..	..
Commission charges bill for February 1930 from B. B. & C. I. Railway recovered in April 1930 but adjusted in the year 1929-30	463 10 0	1,771 0 4	..
<b>Deduct—</b>			
Refunds paid in 1929-1930	..	15,49,467 8 0	29,53,871 13 4
Balance of collections on 31st March 1930, due by—	Rs. a. p.		
Port Trust	18,613 15 0		
G. I. P. Railway	17,822 15 4		
B. B. & C. I. Railway	535 7 0	31,972 5 4 c	
Commission charges bill for February 1929 from B. B. & C. I. Railway recovered in April 1929 but adjusted in the year 1929-29	367 13 0		
Commission charges bill for March 1930 from G. I. P. Railway recovered in March 1930 but not adjusted as Commission is to be shown as a deduction on income side from the year 1930-31	699 11 1	33,039 18 5	15,82,507 5 5
<b>Total Rs. ...</b>		<b>18,71,364 7 11</b>	

M. R. TAMBE,  
Chief Accountant.

No. 17.

levied during 1929-30 under Section 192 (1) of the City of Bombay Municipal Act of 1888.

SUGAR AT 8 ANNAS PER CWT.		GHEE AT 10 ANNAS PER BOMBAY MAUND.			TIMBER AT 2½ PER CENT. ON MARKET VALUE.		FIREWOOD AT 2 ANNAS PER CANDY.			Total Monthly Collections.
Cwts. qrs. lbs.	Amount of Duty.	Maunds.	Seris.	Amount of Duty.	Value.	Amount of Duty.	Candies.	Maunds.	Amount of Duty.	
	Rs. a. p.			Rs. a. p.	Rs. a. p.	Rs. a. p.			Rs. a. p.	Rs. p. a.
3,21,846 0 0	1,62,428 0 0	22,720	0	14,200 1 6	4,39,441 14 0	10,738 0 9	64,430	15½	8,058 13 1	2,89,061 5 4
3,33,091 0 7	1,66,545 8 8	23,284	26	16,445 6 6	10,14,012 8 0	25,350 5 0	18,812	14	2,925 9 0	2,03,918 13 8
31,889 2 14	15,944 18 0	3,492	23	2,132 13 9	6,31,896 14 0	15,784 10 9	488	21	57 1 6	67,072 16 0
1,00,406 2 34	50,302 12 8	2,145	22	1,340 16 6	7,19,412 4 8	17,780 4 11	28	..	2 14 0	1,21,444 18 11
3,51,655 0 34	1,75,827 8 8	6,423	17	4,014 10 3	4,95,612 15 4	12,390 5 7	98	..	12 4 0	2,24,415 19 9
2,05,441 2 10½	1,02,720 12 9	13,098	8	8,185 2 0	3,72,272 8 0	9,306 13 0	659	14	167 7 0	1,59,050 1 0
2,85,118 1 0	1,42,558 10 0	17,165	3	10,740 10 9	11,78,594 6 0	29,463 5 9	6,190	..	778 12 0	2,86,875 13 8
1,94,815 0 10½	97,307 8 9	17,168	..	10,780 0 0	9,22,798 2 0	28,069 15 8	19,600	..	2,457 8 0	1,72,884 2 0
1,81,468 0 0	90,734 0 0	15,408	39	9,631 8 2	12,56,257 8 0	30,900 7 0	10,900	14	1,370 13 0	1,80,063 1 0
3,39,863 3 34	1,84,681 14 8	22,717	16	14,198 6 0	8,56,773 2 0	22,169 5 3	20,710	28½	3,688 13 10	2,75,183 5 10
1,74,929 2 14	87,494 13 0	17,889	28	11,180 15 9	6,98,042 1 4	15,151 0 10	25,694	..	3,189 4 0	1,80,500 0 7
1,61,494 9 24½	80,747 7 9	18,256	4	9,595 1 0	11,05,179 9 4	27,628 7 10	24,480	10½	3,058 10 9	2,08,346 14 7
27,34,318 2 7	13,67,156 13 6	1,79,768	27	1,12,355 8 9	95,88,724 12 8	2,39,718 1 11	1,32,071	2½	24,008 14 2	24,10,442 14 6
6,834 1 0	3,417 2 0	2,910	1	1,818 12 2	1,600 0 0	25 0 0	1,126	..	140 12 0	35,708 18 3
5,611 8 14	2,805 15 0	2,470	19	1,544 0 9	15 0 0	0 6 0	510	..	63 12 0	26,554 2 6
4,098 2 0	2,049 4 0	3,370	23	2,106 11 0	5 0 0	0 2 0	59	..	6 10 0	23,038 10 0
4,232 0 0	2,116 0 0	2,298	11	1,392 10 9	425 0 0	10 10 0	..	..	..	16,546 11 9
5,911 3 14	2,970 15 0	2,227	17	1,392 2 3	..	..	879	14	109 15 0	26,475 8 3
4,069 1 7	2,034 10 8	3,358	17	2,408 8 9	300 0 0	7 8 0	459	..	67 6 0	20,979 1 8
5,882 0 0	2,945 0 0	6,344	6	3,340 1 6	500 0 0	12 8 0	38	..	4 12 0	18,414 2 6
5,558 2 0	2,779 4 0	4,164	38	2,303 1 0	5 0 0	0 2 0	222	..	27 12 0	34,793 9 2
10,180 3 14	5,065 7 0	3,598	3	2,311 4 9	2,205 0 0	53 2 0	1,228	..	158 4 0	27,237 2 9
6,366 1 0	3,183 2 0	3,976	1	2,436 0 8	..	..	3,057	..	882 3 0	26,589 7 3
7,249 1 0	3,624 10 0	933	8	583 4 0	455 0 0	11 6 0	390	..	47 8 0	20,187 8 7
5,668 2 14	2,883 5 0	1,708	31½	1,066 11 10	10 0 0	0 4 0	1,200	..	150 0 0	22,501 8 10
71,661 1 7	35,825 10 8	58,363	22½	23,052 5 1	4,920 0 1	128 0 0	9,150	14	1,148 18 0	3,00,065 18 1
.....	.....	9,348	8	5,839 7 6	4,400 0 0	110 0 0	11,701	..	1,468 10 0	14,815 12 0
.....	.....	5,213	24	3,258 8 0	5,050 0 0	128 4 0	9,491	..	1,186 8 0	16,723 8 7
.....	.....	8,548	14	5,340 13 6	3,400 0 0	85 0 0	9,322	..	1,100 4 0	12,284 18 5
288 1 14	144 8 0	18,079	6	11,295 1 6	.....	.....	19,341	..	1,292 10 0	17,081 5 0
343 3 0	171 14 0	15,988	13	9,991 8 6	2,400 0 0	60 0 0	14,004	..	1,863 0 0	17,608 14 0
1,198 2 14	599 5 0	7,084	8	4,427 10 0	2,050 0 0	51 4 0	15,980	..	1,991 4 0	11,693 3 8
377 1 0	188 10 0	7,587	24	4,742 4 0	2,700 0 0	67 8 0	14,684	..	1,830 12 0	11,899 11 6
4 0 14	2 1 0	7,860	34	4,918 0 8	2,100 0 0	52 8 0	18,765	..	1,720 10 0	11,593 1 0
1 8 14	0 15 0	9,574	8	6,083 14 0	7,000 0 0	175 0 0	19,536	..	2,417 0 0	14,239 1 0
30 3 14	15 7 0	13,970	29	11,856 9 0	9,050 0 0	226 4 9	20,847	..	2,603 14 0	20,500 0 0
17 1 0	8 10 0	12,987	32	8,088 2 0	6,100 0 0	152 8 0	16,825	..	1,958 2 0	15,213 7 0
215 9 14	107 13 0	12,061	30	7,638 9 6	5,150 0 0	128 12 0	10,914	..	1,364 4 0	14,195 9 0
2,417 8 0	1,208 14 0	1,85,387	24	83,273 8 0	49,400 0 0	1,235 0 0	1,36,870	..	20,888 12 0	1,78,263 4 8
23,08,382 2 14	14,04,191 5 0	3,42,889	39½	2,18,681 8 10	96,43,044 12 8	2,41,076 1 11	3,69,091	16½	46,011 7 2	28,98,772 0 8
21,13,299 2 0	10,56,649 12 0	18,006	36	11,254 5 0	17,11,377 8 0	42,781 15 0	.....	..	.....	15,24,225 8 0
6,95,988 0 14	3,47,541 9 0	3,31,833	31	2,07,426 14 10	79,31,767 4 8	1,98,294 2 11	3,38,091	16½	46,011 7 2	13,64,548 8 8

A. R. DALAL,  
Municipal Commissioner.

## Appendix

Statement showing Town Duty collected on Cotton and Commission, etc., charges paid

Town Duty } collected by on Cotton.	Bombay Port Trust.			G. I. P. Rly.			B. B. & C. I. Rly.		
	No. of Bales.	Amount of Cotton Duty.		No. of Bales.	Amount of Cotton Duty.		No. of Bales.	Amount of Cotton Duty.	
		Rs.	a. p.		Rs.	a. p.		Rs.	a. p.
April 1929 ... ..	48,127	48,127	0 0	2,03,387	2,03,387	0 0	1,23,298	1,23,298	0 0
May " ... ..	55,403	55,403	0 0	1,17,596	1,17,596	0 0	57,219	57,219	0 0
June " ... ..	50,402	50,402	0 0	74,494	74,494	0 0	40,578	40,578	0 0
July " ... ..	43,704	43,704	0 0	32,693	32,693	0 0	22,595	22,595	0 0
August " ... ..	16,339	16,339	0 0	31,028	31,028	0 0	13,413	13,413	0 0
September " ... ..	8,694	8,694	0 0	32,159	32,159	0 0	11,088	11,088	0 0
October " ... ..	14,145	14,145	0 0	47,097	47,097	0 0	13,559	13,559	0 0
November " ... ..	6,968	6,968	0 0	2,24,748	2,24,748	0 0	36,571	36,571	0 0
December " ... ..	25,797	25,797	0 0	4,91,850	4,91,850	0 0	1,15,626	1,15,626	0 0
January 1930 ... ..	45,878	45,878	0 0	4,73,812	4,73,812	0 0	1,92,303	1,92,303	0 0
February " ... ..	25,184	25,184	0 0	2,41,183	2,41,183	0 0	1,96,559	1,96,559	0 0
March " ... ..	18,012	18,012	0 0	1,92,940	1,92,940	0 0	1,77,017	1,77,017	0 0
Total Rs.	3,58,653	3,58,653	0 0	21,62,987	21,62,987	0 0	9,99,817	9,99,817	0 0

Commission, etc., charges on Cotton Duty collected by:—

Months.	Bombay Port Trust.	G. I. P. Rly.	B. B. & C. I. Rly.	Sundries,	Grand Total.
	Rs. a. p.	Rs. a. p.	Rs. a. p.	Rs. a. p.	Rs. a. p.
April 1929 ... ..	914 15 1	11,838 3 4	2,082 10 0	.....	14,835 12 5
May " ... ..	1,459 10 2	4,761 15 10	6,656 3 0	.....	12,877 19 0
June " ... ..	1,555 0 10	3,109 2 3	4,156 11 8	.....	8,820 14 9
July " ... ..	1,650 13 11	2,245 5 6	1,775 10 0	.....	5,671 13 5
August " ... ..	1,293 5 3	846 9 1	1,294 1 3	.....	3,433 15 7
September " ... ..	504 13 5	828 3 10	642 2 4	0 9 0	1,975 12 7
October " ... ..	273 13 0	1,437 10 6	749 8 4	.....	2,460 15 10
November " ... ..	423 13 0	997 3 3	416 13 6	.....	1,837 10 9
December " ... ..	199 0 4	7,350 2 5	.....	.....	7,549 2 9
January 1930 ... ..	713 4 0	15,044 11 3	1,060 8 9	.....	16,818 3 0
February " ... ..	1,400 0 2	14,765 1 8	2,642 3 8	.....	18,807 5 6
March " ... ..	777 2 5	7,151 11 3	5,897 3 4	17 5 7	13,842 6 7
Total Rs.	11,165 11 7	70,376 0 2	27,373 8 10	17 14 7	1,08,933 3 2

M. R. TAMBE,  
Chief Accountant.

**No. 18.**

for the year 1929-30.

Sundries.		Grand Total.			
Rs. a. p.	Rs. a. p.				Rs. a. p.
0 8 0	3,74,812 8 0	Total collection of Cotton Duty for 1929-30.	...	...	35,21,472 14 0
.....	2,30,218 0 0	<i>Add—</i>			
.....	1,65,474 0 0	Outstanding balances on 31st March 1929 due			
.....	93,992 0 0	by—			
4 9 0	60,784 9 0	Port Trust	...	Rs. a. p.	
.....	51,941 0 0	G. I. P. Railway	...	2,045 0 0	
.....	74,801 0 0	B. B. & C. I. Railway	...	3,28,431 0 0	
3 8 0	2,68,390 3 0			21,290 0 0	
.....	6,33,373 0 0				3,51,766 0 0
1 9 0	7,11,991 9 0	<i>Deduct—</i>			
1 9 0	4,62,918 9 0	Outstanding balances on 31st March 1930 due			
4 8 0	3,87,973 8 0	by—			
15 14 0	35,21,472 14 0	Port Trust	...	Rs. a. p.	Rs. a. p.
		G. I. P. Railway	...	695 0 0	
		B. B. & C. I. Railway	...	1,45,551 0 0	
				24,280 0 0	
					1,70,527 0 0
		Total amount of commission, etc., charges			
		for the collection of Cotton Duty recovered			
		during 1929-30	...	...	1,03,933 9 2

2,79,460 3 2

Total Rs. 35,93,778 10 10

Total recoveries on account of Cotton Duty as per Machine Ledger

36,06,602 4 5

*Deduct—*

Total debit as per Machine Ledger

12,823 9 7

Total Rs. 35,93,778 10 10

Government share paid during 1929-30	Rs. a. p.	17,99,359 1 0	Rs. a. p.	35,93,778 10 10
Government share for March 1930 paid in April 1930		2,50,000 0 0	X 4	
Government share held in suspense Account pending remittance on final closing of Accounts for 1929-30		4,228 12 0	7) 1,43,75,114 11 4	
			20,53,587 13 0	Govt. share.
			15,40,190 18 10	Munl. share, vide Appendix No. 3.
			Total Rs. 35,93,778 10 10	
		20,53,587 18 0		Govt. share.

**A. R. DALAL,**  
Municipal Commissioner.

Income of the Bombay Municipality from the year 1865

TAXATION PROPER.

Year.	Gross Valuation.	House Rate.	Police Rate.	Lighting Rate.	Wheel Tax and Tolls.	Licenses for trades, Land Conveyances, Music, etc.	Town Duties.	Cotton Duty	Liquor Licenses.	Tobacco Licenses.
	Rs.	Rs.	Rs.	Rs.	Rs.	Rs.	Rs.		Rs.	Rs.
1865	1,30,14,855	10,57,379	.....	.....	2,32,698	2,023	5,04,789		1,45,573	.....
1866	1,43,94,993	7,16,004	2,93,683	98,417	3,13,330	2,72,665	5,132		46,924	1,20,890
1867	1,63,09,535	9,34,068	4,11,040	1,32,349	2,36,173	3,05,536	.....		1,04,398	1,18,426
1868	1,47,49,076	9,20,587	3,73,607	2,46,071	3,68,514	2,08,820	.....		1,20,566	1,36,762
1869	1,39,41,360	7,99,306	2,59,583	2,43,466	2,57,574	1,60,351	3,03,298		2,42,077	1,51,178
1870	1,36,30,885	7,32,738	2,37,543	1,46,924	2,30,581	28,147	5,94,980		1,23,692	1,39,850
1871	1,34,26,845	6,75,489	2,30,409	2,30,256	2,05,521	7,655	4,51,496		1,15,170	1,28,046
1872	1,29,33,510	7,09,963	2,41,774	2,41,343	2,04,097	5,862	4,67,688		59,914	1,47,684
1873	1,28,71,816	7,01,013	2,37,262	2,37,030	2,16,053	87	4,46,924		2,79,074	1,48,792
1874	1,19,65,390	5,94,814	2,29,102	1,27,535	2,43,217	3,908	4,65,649		1,24,307	1,47,779
1875	1,15,55,006	5,52,738	2,20,569	2,16,032	2,45,274	534	6,72,987		1,53,980	1,45,956
1876	1,12,73,710	5,73,458	2,17,684	2,18,094	2,38,487	2,118	6,36,147		1,41,723	1,48,356
1877	1,14,77,690	5,47,541	2,23,961	2,14,370	2,44,369	1,948	7,51,019		55,627	1,49,563
Consolidated Rate.										
1878	1,13,37,118	.....	2,35,034	.....	2,14,540	.....	6,95,006		1,60,565	1,52,239
1879	1,14,93,417	.....	10,52,773	.....	2,26,569	3,563	5,33,617		1,43,750	1,65,029
1880	1,17,82,525	.....	8,99,684	.....	2,31,325	846	6,57,784		1,43,750	1,61,137
1881	1,17,14,470	@8%	10,59,310	.....	2,31,866	1,509	6,37,452		1,43,750	1,61,625
For 15 months, i.e., from 1st January 1882 to 31st March 1883, the calendar year										
1882-83	25,30,263	.....	12,34,975	.....	4,12,027	.....	8,17,193		1,43,750	2,03,014
1883-84	1,43,64,807	@8%	9,63,538	.....	2,55,227	3,417	6,67,118		1,79,887	1,74,808
1884-85	1,53,82,744	Do.	11,80,397	.....	3,09,552	4,305	7,79,491		1,43,750	1,79,623
1885-86	2,00,23,323	Do.	14,61,305	.....	3,32,435	4,525	6,79,393		1,43,750	1,79,177
1886-87	2,16,27,230	@8 1/2%	14,86,367	.....	3,19,561	3,913	10,12,162		1,43,750	1,80,250
1887-88	2,27,92,346	@8%	14,07,013	.....	3,36,938	4,050	9,93,760		1,43,750	1,84,163
1888-89	2,39,51,043	Do.	14,66,324	.....	3,14,571	45,471	7,25,997		1,43,750	1,91,297
1889-90	2,73,64,959	Do.	15,82,509	.....	3,35,616	52,792	6,67,065		1,43,750	1,90,932
1890-91	2,82,27,353	Do.	15,64,932	.....	3,56,643	60,451	9,79,520		1,43,750	1,80,234
1891-92	2,85,80,023	Do.	17,55,081	.....	3,42,973	75,101	8,40,232		1,43,750	1,86,151
1892-93	2,64,03,982	Do.	17,73,501	.....	3,44,905	73,378	9,73,923		1,43,750	1,86,703
1893-94	2,69,72,728	Do.	17,49,321	.....	3,51,175	85,917	8,97,256		1,43,750	1,86,829
1894-95	2,76,13,741	Do.	17,49,385	.....	3,56,032	95,137	8,86,542		1,43,750	2,05,343
1895-96	2,82,56,381	Do.	17,97,000	.....	3,65,525	96,335	9,10,851		1,43,750	2,17,476
1896-97	2,89,27,618	Do.	17,46,929	.....	2,46,681	74,085	6,45,144		1,43,750	1,82,867
1897-98	2,94,82,805	Do.	19,35,325	.....	3,46,833	89,663	9,51,424		1,43,750	1,89,323
1898-99	2,98,53,636	@9%	21,06,995	.....	3,39,197	97,754	11,17,161		1,43,750	2,08,544
1899-1900	3,03,17,091	@12%	23,74,389	.....	3,02,743	90,346	15,94,721		1,43,750	2,21,338
1900-1901	3,13,75,106	Do.	23,34,971	.....	3,21,366	95,702	11,81,371		1,43,750	2,16,939
1901-02	3,13,11,625	@10%	23,72,001	.....	3,40,747	82,733	8,69,123		1,43,750	2,33,055
1902-03	3,18,91,409	Do.	25,31,510	.....	3,71,013	1,02,070	12,19,340		1,43,750	2,44,092
1903-04	3,44,43,399	Do.	27,64,974	.....	3,29,070	1,05,611	11,68,973		1,43,750	2,40,064
1904-05	3,54,15,934	Do.	30,39,372	.....	4,19,537	1,03,772	14,16,943		1,43,750	2,60,744

No. 19.

to close of the financial year 1929-30.

	Contribution from Insurance Companies or Fire Tax.	Total Taxation Proper.	SERVICES RENDERED.		Total services rendered.	MISCELLANEOUS.		Total Income.	Year.	Population by Census.	Incidence of taxation per head of population.	Five years' average annual income.	
			Halaikhore Tax.	Water Tax.		Government contribution for Police and City Improvement Trust.	Returns from Property and Miscellaneous.						
	Rs.	Rs.	Rs.	Rs.	Rs.	Rs.	Rs.	Rs.			Rs. a. p.	Rs.	
....	....	19,42,782	....	1,78,719	1,78,719	....	2,42,806	23,63,787	1965	216,569	3 8 6	} 81,13,976	
....	....	18,66,545	1,92,852	6,49,121	8,41,973	....	2,06,164	22,14,672	1866	....	3 5 1		
....	....	22,44,906	1,45,824	8,73,008	5,18,830	1,50,000	1,26,789	30,40,624	1867	....	3 6 1		
....	....	22,76,927	3,31,454	4,93,377	8,89,831	2,60,129	4,25,767	38,59,674	1868	....	3 14 0		
....	....	24,18,778	2,30,562	8,82,998	5,93,560	1,09,882	2,71,011	38,93,236	1869	....	3 11 0		
....	....	26,44,658	2,18,197	2,66,986	5,80,183	1,09,882	2,73,025	43,07,749	1870	....	3 9 2		
....	....	30,44,042	1,99,986	2,57,578	5,57,564	....	2,62,554	26,71,180	1871	....	3 11 11		
....	....	30,78,240	2,17,071	4,07,685	6,34,906	....	3,45,185	36,48,321	1872	644,408	4 3 1		} 81,06,534
....	....	20,66,375	2,00,690	4,00,839	6,01,229	....	4,58,604	33,24,108	1873	....	4 7 2		
....	16,519	20,78,020	1,92,235	3,63,087	5,55,322	....	3,47,980	29,81,322	1874	....	4 1 4		
....	14,355	22,28,085	1,94,215	3,00,212	4,94,427	90,000	3,31,014	31,48,526	1875	....	4 3 7		
....	13,922	31,84,986	2,04,077	3,08,377	5,12,454	90,000	3,90,388	31,77,728	1876	....	4 2 11		
....	19,164	32,34,081	2,01,298	3,11,828	5,13,122	90,000	4,04,299	32,41,462	1877	....	4 4 2		
....	22,578	31,79,968	1,95,980	2,92,780	4,88,160	90,000	3,87,035	31,45,158	1878	....	4 2 2		
....	20,761	31,45,032	2,42,015	3,54,798	5,96,813	90,000	5,09,399	33,41,174	1879	....	4 4 0		
....	23,911	31,18,977	2,93,047	3,90,708	6,93,760	75,000	4,64,173	32,51,870	1880	....	4 6 4		
....	24,059	22,59,094	2,81,805	5,24,819	8,06,624	50,000	7,57,976	33,73,694	1881	773,196	3 15 5		
being changed to the financial year the income was as follows:-												} 32,09,608	
....	32,000	28,45,956	3,28,916	6,70,677	9,99,592	91,125	6,75,575	46,19,340	1882-83	....	4 15 6		
....	24,708	22,87,396	2,43,557	5,47,647	7,91,204	85,879	5,72,400	37,37,272	1883-84	....	3 15 8		
....	25,517	25,83,367	2,89,616	5,98,138	8,83,739	90,000	6,54,162	42,13,888	1884-85	....	4 7 9		
....	29,914	28,80,449	3,16,787	6,65,870	9,82,157	90,000	5,71,367	44,78,978	1885-86	....	4 14 10		
....	29,773	31,86,999	5,18,630	7,74,651	10,92,231	....	6,20,314	49,01,514	1886-87	....	5 9 7		
(a) Fire tax	7,857	31,10,581	3,72,258	8,83,724	12,55,939	....	7,99,967	51,60,580	1887-88	....	5 10 4		} 49,70,188
@1%	34,708	29,21,718	3,30,039	9,63,804	13,53,843	....	6,90,682	49,56,198	1888-89	....	5 6 5		
....	(a) 79,187	30,41,841	4,73,919	11,23,006	16,96,925	....	7,09,103	53,42,169	1889-90	....	5 15 11		
@1%	1,25,345	34,10,930	5,37,232	11,49,198	16,78,430	....	(a) 10,78,551	61,63,901	1890-91	....	6 9 2		
Do.	1,64,288	35,07,542	5,55,877	11,81,429	17,37,306	....	9,86,385	62,38,189	1891-92	321,764	6 6 1		
Do.	1,65,838	36,68,001	6,22,300	14,97,081	20,23,231	....	9,75,661	63,73,948	1892-93	....	6 14 11		
@1%	1,10,604	35,24,652	5,82,026	13,86,828	18,68,864	....	(b) 12,09,189	67,62,695	1893-94	....	6 9 9		
Do.	1,09,325	35,47,589	6,81,557	13,88,265	20,69,822	....	9,21,981	68,59,372	1894-95	....	6 18 4		
Do.	1,10,437	36,11,373	6,87,812	14,42,895	21,00,707	....	(c) 10,49,620	67,61,710	1895-96	....	6 16 2		
Do.	1,09,188	31,47,484	6,88,486	13,96,410	20,86,896	....	9,74,488	62,08,978	1896-97	....	6 5 10		
Do.	1,20,361	37,76,234	7,35,483	13,29,852	20,65,337	....	(d) 13,03,939	71,45,660	1897-98	....	7 1 8	} 72,21,595	
Do.	1,17,219	41,20,620	7,13,122	15,60,970	22,14,092	....	8,27,199	71,61,911	1898-99	....	7 11 4		
Do.	1,30,127	69,47,419	7,25,264	17,72,967	24,98,231	..	9,84,167	88,29,817	1899-1900	....	8 6 9		
Do.	1,20,647	49,24,736	7,14,440	17,35,635	24,50,075	....	10,23,027	84,02,848	1900-01	....	8 15 7		
Do.	1,27,570	49,71,939	7,88,439	15,47,120	23,35,559	....	10,59,181	77,66,729	1901-02	776,006	8 10 3		
Do.	1,29,649	47,80,830	7,95,984	15,13,976	23,09,960	....	10,74,898	81,75,688	1902-03	....	8 2 4		
Do.	1,38,163	49,59,505	8,10,610	15,71,566	23,82,176	....	11,40,944	84,82,625	1903-04	....	8 7 4		
Do.	1,51,302	55,32,870	8,75,194	17,14,453	25,89,647	....	12,23,794	98,36,111	1904-05	....	10 7 2		

(a) Includes Rs. 2,32,544 for arrears recoveries for work done.  
 (b) Rs. 4,58,892 adjusted on account of premia on loans.

(c) Includes premia of Rs. 37,749 on loans raised.

(d) Includes rebate of Plague expenses amounting to Rs. 4,37,055.



## Appendix

## TAXATION PROPER.

Year	Gross Valuation.	House Rate.	Police Rate.	Lighting Rate.	Wheel Tax and Tolls.	Licenses for trades, Lami Conveyances, Music, etc.	Town Duties.	Cotton Duty.	Liquor Licenses.	Tobacco Licenses.
	Rs.	Rs. Consolidated Rate	Rs.	Rs.	Rs.	Rs.	Rs.		Rs.	Rs.
1905-06 .. ..	8,81,90,177	@6½%	27,55,778	....	4,48,843	98,923	11,69,450		1,43,750	2,72,779
1906-07 .. ..	4,14,43,901	Do.	29,58,345	....	4,42,749	1,08,221	12,84,074		1,43,750	2,65,828
1907-08 .. ..	4,42,72,940	@8%	29,74,517	....	4,29,892	1,06,284	13,90,208		1,43,750	2,80,355
1908-09 .. ..	4,68,75,788	Do.	31,47,349	....	4,79,857	1,19,278	12,98,320		1,43,750	2,78,800
1909-10 .. ..	4,94,44,987	Do.	32,05,816	....	5,01,553	97,754	14,23,491		1,43,750	2,80,614
1910-11 .. ..	5,20,51,478	@9½%	43,51,680	....	4,72,128	99,314	16,86,860	Levied for the first time from 1st January 1921.	1,43,750	2,59,507
1911-12 .. ..	5,36,03,464	@10½%	47,42,693	....	4,62,487	1,13,777	12,47,097		1,43,750	2,78,698
1912-13 .. ..	5,51,71,773	Do.	47,18,838	....	5,22,522	1,21,773	17,42,131		1,43,750	2,83,526
1913-14 .. ..	5,79,47,483	Do.	46,41,022	....	5,01,500	1,29,771	17,80,637		1,43,750	2,81,288
1914-15 .. ..	5,93,41,390	@9½%	45,49,481	....	5,19,818	1,37,640	9,83,310		1,43,750	2,92,088
1915-16 .. ..	6,34,16,191	Do.	52,91,287	....	5,18,773	1,37,587	20,19,597		1,43,750	3,04,844
1916-17 .. ..	6,54,12,855	Do.	52,16,482	....	5,01,416	1,31,072	18,70,336		1,43,750	2,82,877
1917-18 .. ..	8,89,38,901	Do.	54,75,234	....	5,86,976	1,58,940	20,40,308		1,43,750	3,71,991
1918-19 .. ..	8,39,75,130	Do.	72,19,948	....	6,04,840	1,53,340	19,54,539		1,43,750	3,86,009
1919-20 .. ..	8,58,19,734	Do.	74,65,411	....	6,11,312	1,66,515	21,08,440		1,43,750	4,16,161
1920-21 .. ..	9,32,34,165	Do.	74,88,793	....	7,33,766	1,48,785	21,19,082	77,100	1,43,750	4,41,881
1921-22 .. ..	10,87,80,215	Do.	84,79,191	....	7,35,667	1,66,168	21,39,674	14,92,152	1,43,750	3,78,881
1922-23 .. ..	11,25,03,888	@11%	1,04,91,115	....	12,15,380	1,74,931	16,90,372	16,23,024	1,43,750	3,91,343
1923-24 .. ..	12,64,47,414	Do.	1,11,11,285	....	10,72,941	5,29,020	16,31,076	15,39,712	1,43,750	3,85,106
1924-25 .. ..	12,71,25,123	....	1,22,50,337	....	12,09,730	2,68,637	18,76,808	13,09,468	1,43,750	3,74,236
1925-26 .. ..	13,15,65,275	@11%	1,23,22,099	....	12,46,639	3,72,115	14,54,259	14,93,427	1,43,750	3,72,150
1926-27 .. ..	13,70,69,489	Do.	1,27,10,350	....	10,61,578	2,32,848	16,67,980	11,80,500	1,43,750	3,84,386
1927-28 .. ..	13,90,74,939	Do.	1,28,61,950	....	11,68,926	3,28,853	14,38,817	11,84,083	1,43,750	3,98,360
1928-29 .. ..	14,16,41,656	Do.	1,28,09,368	....	10,19,412	1,29,373	15,46,677	13,87,095	1,43,750	3,76,440
1929-30 .. ..	14,79,63,073	Do.	1,27,10,958	....	12,71,765	1,33,550	13,71,364	15,40,191	1,43,750	3,92,330

M. R. TAMBE,  
Chief Accountant.

No. 19—concluded.

	Contribution from Insurance Companies or Fire Tax.	Total Taxation Proper.	SERVICES RENDERED.		Total services rendered.	MISCELLANEOUS.		Total Income.	Year.	Population by Census.	Incidence of taxation per head of population.	Five years' average annual income.
			Halsakhore Tax.	Water Tax.		Government contribution for Police and City Improvement Trust.	Returns from Property and Miscellaneous.					
	Rs.	Rs.	Rs.	Rs.	Rs.	Rs.	Rs.	Rs.			Rs. s. p.	Rs.
@1%	1,20,657	50,06,080	9,32,455	18,37,780	27,90,435	....	19,96,094	90,92,539	1906-08	....	10 0 9	1,00,36,011
Do.	1,28,631	53,76,598	9,61,363	19,36,422	29,29,791	....	12,42,112	96,48,501	1906-07	....	9 7 10	
Do.	1,39,329	54,64,380	10,46,374	19,48,890	29,95,704	....	14,29,293	88,89,324	1907-08	977,622	9 10 5	
Do.	1,47,522	56,12,966	11,19,822	20,04,189	31,23,411	....	15,49,671	1,02,86,048	1908-09	....	8 14 11	
Do.	1,53,267	64,16,245	11,92,849	20,11,798	32,04,184	....	15,98,489	1,12,13,864	1909-10	....	9 13 5	
Do.	2,15,094	72,98,583	12,32,961	19,95,827	32,28,378	....	17,29,789	1,21,96,149	1910-11	....	10 11 0	25,76,076
Do.	2,83,627	72,22,327	12,92,697	20,79,170	33,71,817	....	20,64,645	1,26,55,789	1911-12	979,445	10 13 2	
Do.	2,33,029	77,66,564	13,50,835	21,70,948	35,21,781	....	14,88,244	1,27,41,589	1912-13	....	11 3 5	
Do.	2,44,263	77,42,948	13,95,128	22,85,484	36,70,612	....	14,63,693	1,28,76,501	1913-14	....	11 10 5	
Do.	2,44,263	77,42,948	13,95,128	22,85,484	36,70,612	....	17,32,702	1,24,18,866	1914-15	....	10 14 8	
@1%	1,92,048	70,57,008	14,17,648	22,16,012	36,33,660	} (e)	14,87,860	1,36,31,070	1915-16	....	12 9 8	1,56,86,001
Do.	2,05,494	85,51,602	14,68,887	23,23,021	37,91,908		....	13,69,473	1,40,48,739	1916-17	....	
Do.	2,16,180	89,98,666	14,12,123	23,97,720	43,10,843	....	15,75,886	1,42,28,386	1917-18	....	13 8 4	
Do.	2,84,983	1,07,46,383	18,24,088	29,77,602	48,11,670	....	18,16,131	1,75,74,184	1918-19	....	15 14 3	
Do.	2,92,625	1,11,39,814	18,39,162	30,92,308	50,32,470	....	20,84,643	1,82,16,927	1919-20	....	16 9 2	
Do.	2,95,541	1,17,68,705	21,33,991	33,31,036	54,65,028	....	22,09,465	2,01,42,197	1920-21	....	14 10 8	2,56,86,000
Do.	3,34,372	1,39,22,196	23,74,867	36,18,899	59,98,766	....	32,31,047	2,31,47,009	1921-22	1,176,014	16 15 8	
Do.	4,75,604	1,61,95,379	26,47,245	48,48,252	74,95,497	....	30,62,937	2,67,53,463	1922-23	....	20 2 4	
Do.	5,16,139	1,67,29,007	28,65,950	53,67,314	82,38,264	....	39,69,238	2,79,31,509	1923-24	....	21 1 2	
Do.	5,48,137	1,79,92,851	32,16,828	57,80,371	89,96,699	....	32,25,771	3,02,15,121	4-25	....	22 13 5	
Do.	5,63,030	1,79,87,488	32,29,397	65,04,480	97,35,877	....	28,28,014	3,06,31,369	1925-26	....	23 5 9	3,18,09,765
Do.	5,88,106	1,79,19,995	32,45,007	72,73,602	1,06,18,600	....	35,97,033	3,21,35,697	1926-27	....	24 2 3	
Do.	5,84,350	1,74,54,095	32,96,001	68,54,362	1,01,50,863	....	37,03,830	3,17,06,283	1927-28	....	23 9 10	
Do.	5,72,933	1,77,35,653	32,10,248	64,18,896	96,28,839	....	41,68,891	3,15,38,383	1928-29	....	23 4 4	
Do.	5,76,562	1,81,40,479	33,37,083	69,68,049	1,03,05,132	....	46,94,487	3,31,40,098	1929-30	....	24 3 1	

(e) Exclusive of the amount of interest realized on Sinking Funds which was hitherto treated as Income.

A. R. DALAL,  
Municipal Commissioner.

Appendix

Expenditure of the Bombay Municipality from the

Year	General Superintendence.	Assessment and Collection.	Fire Brigade.	Public Works (Engineering) Department.	Public Health Department.	General Stores.	Pensions and Gratuities and Provident Fund.	Police Charges.	Education.	Medical Relief.	Debt.
	Rs.	Rs.	Rs.	Rs.	Rs.	Rs.	Rs.	Rs.	Rs.	Rs.	Rs.
1865 .. ..	94,554	1,25,472	} Not traceable.	31,52,722	6,15,914	} Not traceable.	945	1,41,931	....	....	....
1866 .. ..	1,81,622	58,638		13,37,917	14,40,399		14,480	3,86,169	....	....	30,554
1867 .. ..	61,337	71,581		17,38,626	14,35,331		2,580	4,95,423	....	....	78,360
1868 .. ..	70,990	87,602	22,708	12,29,424	10,45,862	2,012	3,783	4,17,062	....	....	2,19,977
1869 .. ..	1,09,879	1,35,691	23,318	12,51,429	3,57,425	2,312	5,584	3,23,637	....	....	3,31,358
1870 .. ..	1,32,302	1,12,493	20,896	13,73,987	2,29,734	6,046	10,354	4,24,305	....	....	4,46,137
1871 .. ..	1,22,853	1,12,851	31,361	16,11,527	7,64,495	6,482	7,758	5,90,572	7,948	....	4,75,704
1872 .. ..	1,15,630	1,38,554	34,435	12,89,987	7,61,854	*	7,221	3,27,209	9,321	....	2,62,371
1873 .. ..	1,18,572	1,41,303	20,646	10,70,219	7,98,380	*	6,396	3,40,692	10,000	....	6,00,370
1874 .. ..	1,11,360	1,29,023	25,316	10,53,629	7,93,138	*	3,030	2,44,325	10,000	....	3,09,623
1875 .. ..	1,13,303	1,36,703	20,063	9,90,091	7,42,353	*	6,681	3,52,330	10,000	36,000	7,15,361
1876 .. ..	1,09,186	1,42,287	37,754	9,70,136	7,07,681	....	11,157	3,57,734	10,000	36,000	7,09,127
1877 .. ..	1,10,164	1,43,673	24,133	8,95,643	7,49,550	....	8,301	3,54,535	10,000	36,000	6,27,792
1878 .. ..	1,15,597	1,44,467	27,617	8,13,627	7,30,431	....	2,303	3,61,331	15,000	36,000	6,66,233
1879 .. ..	1,21,997	1,34,372	23,980	8,35,587	9,04,295	....	12,084	3,54,304	17,000	36,000	6,21,303
1880 .. ..	1,23,492	1,37,726	24,300	8,36,191	7,52,410	....	7,749	3,59,166	17,500	36,000	6,42,330
1881 .. ..	1,28,931	1,52,107	23,343	9,16,659	7,98,021	....	3,603	3,57,752	17,500	20,435	7,47,209
For 15 months, <i>i.e.</i> , from 1st January 1882 to 31st March 1883, the calendar											
1882-83 .. ..	1,32,715	1,37,853	73,665	14,01,106	10,14,785	....	12,863	4,54,034	23,125	34,948	12,28,882
1883-84 .. ..	2,01,021	1,48,317	55,389	10,55,333	9,16,316	....	40,333	3,62,503	22,500	27,332	8,12,961
1884-85 .. ..	1,65,258	1,64,917	64,977	11,51,551	9,19,967	....	23,293	3,61,743	22,500	34,512	7,37,603
1885-86 .. ..	1,66,327	1,34,717	43,654	12,34,523	3,35,607	....	13,313	3,59,233	22,700	31,343	7,37,527
1886-87 .. ..	1,73,060	2,17,134	79,304	13,03,359	10,10,113	....	19,133	2,61,914	32,604	43,336	8,93,553
1887-88 .. ..	1,70,945	2,12,133	59,670	13,64,333	10,75,736	....	30,531	2,61,343	1,34,715	40,753	23,27,633
1888-89 .. ..	1,69,233	1,98,330	1,12,323	14,91,041	11,56,410	....	19,470	2,59,140	50,332	36,337	14,90,115
1889-90 .. ..	1,77,133	1,92,643	83,907	13,62,341	11,96,577	....	23,133	2,58,235	60,333	55,246	14,85,711
1890-91 .. ..	1,32,193	2,23,354	1,29,291	15,92,034	13,92,064	....	32,117	2,58,235	63,346	33,301	15,32,133
1891-92 .. ..	1,31,023	2,41,002	83,671	15,92,073	12,92,529	....	33,330	2,58,235	30,722	50,234	16,37,403
1892-93 .. ..	1,30,926	2,52,123	1,47,694	17,72,612	13,01,563	....	23,345	3,03,625	37,565	49,676	21,97,233
1893-94 .. ..	2,33,517	2,42,413	1,03,313	15,41,703	13,39,614	....	37,500	3,30,372	33,016	53,473	21,27,457
1894-95 .. ..	2,11,621	2,47,771	1,14,144	16,67,335	13,70,133	....	43,563	3,74,022	37,230	61,456	20,36,571
1895-96 .. ..	1,90,317	2,40,990	1,15,991	17,31,317	13,75,234	....	43,452	5,01,036	33,431	53,260	21,19,561
1896-97 .. ..	1,99,641	2,43,133	1,07,354	15,55,649	14,09,367	....	53,501	5,61,533	33,333	53,101	20,56,123
1897-98 .. ..	2,14,732	2,50,433	1,13,503	16,10,367	15,36,633	....	70,396	5,00,000	1,02,624	64,333	22,60,571
1898-9 .. ..	2,10,330	2,57,133	1,03,076	14,13,317	13,39,174	....	53,333	5,01,013	1,14,773	55,301	2,41,133
1899-1900 .. ..	1,97,343	2,72,330	1,17,033	16,01,333	20,30,443	....	63,034	5,00,000	1,11,990	54,997	23,40,219

\* Combined with Controller's Office.

## No. 20.

year 1865 to the year 1929-30.

Contribution to the Bombay Improvement Trust.	Public Gardens.	Stores, Plant and Live Stock.	Municipal Building Fund.	Road Improvement Fund.	Investments Fund.	Plague Expenses.	Miscellaneous.	Total.	Year.	Five years' average annual expenditure.	
Rs.	Rs.	Rs.	Rs.	Rs.	Rs.	Rs.	Rs.	Rs.		Rs.	
.....	.....	5,10,260	.....	.....	.....	.....	1,17,845	49,59,893	1868	} 39,77,303	
.....	.....	82,059	.....	.....	.....	.....	1,25,340	86,01,992	1868		
.....	.....	2,70,545	.....	.....	.....	.....	1,40,423	42,16,346	1867		
.....	.....	3,52,722	.....	.....	.....	.....	37,775	84,77,068	1868		
.....	.....	.....	.....	.....	.....	.....	42,806	51,31,363	1869		
.....	.....	.....	.....	.....	.....	.....	23,416	83,92,186	1870		
.....	.....	.....	.....	.....	.....	.....	58,313	98,04,661	1871		
.....	27,273	.....	.....	.....	.....	.....	(a) 1,57,833	91,15,888	1872		} 32,69,595
.....	11,857	.....	.....	.....	.....	.....	22,354	80,44,577	1873		
.....	14,473	.....	.....	.....	.....	.....	46,845	29,90,833	1874		
.....	18,382	.....	.....	.....	.....	.....	(b) 1,19,651	32,66,027	1875		
.....	31,638	.....	.....	.....	.....	.....	47,696	81,60,486	1876	} 31,68,680	
.....	20,221	.....	.....	.....	.....	.....	55,559	30,38,536	1877		
.....	21,190	.....	.....	.....	.....	.....	71,108	32,70,324	1878		
.....	17,709	.....	.....	.....	.....	.....	51,791	81,11,123	1879		
.....	20,766	.....	.....	.....	.....	.....	44,391	80,57,903	1880		
.....	19,463	.....	2,50,000	.....	.....	.....	(c) 3,52,885	97,96,872	1901	} 38,41,485	
year being changed to the financial year, the expenditure was:—											
.....	25,999	.....	80,000	19,000	.....	.....	33,740	47,53,693	1882-83		
.....	20,268	.....	20,000	.....	.....	.....	33,934	37,15,812	1883-84		
.....	22,798	.....	801	.....	.....	.....	(d) 2,11,150	88,81,020	1884-85		
.....	23,364	.....	99,139	.....	.....	.....	92,226	40,66,840	1885-86		
.....	38,328	.....	48,779	.....	.....	.....	57,862	41,78,362	1886-87		
.....	42,128	.....	50,221	.....	.....	.....	32,436	56,12,690	1887-88		} 43,59,631
.....	48,939	.....	55,877	.....	.....	.....	(e) 1,12,316	52,01,258	1888-89		
.....	65,153	.....	24,459	.....	3,000	.....	58,553	60,42,405	1889-90		} 42,69,972
.....	87,905	.....	28,907	.....	3,113	.....	(f) 1,85,907	66,34,861	1890-91		
.....	77,295	.....	27,905	.....	3,274	.....	2,07,780	57,93,073	1891-92		
.....	96,964	.....	.....	.....	3,386	.....	52,566	65,45,512	1892-93	} 71,87,147	
.....	(f) 2,86,453	.....	.....	.....	5,84,373	.....	23,321	69,35,928	1893-94		
.....	93,969	.....	.....	.....	44,086	.....	33,485	63,73,486	1894-95		
.....	64,028	.....	.....	.....	1,46,180	.....	15,519	67,02,516	1895-96		
.....	80,312	.....	.....	.....	1,42,601	4,27,055	35,503	70,04,743	1896-97	} 71,87,147	
.....	71,447	.....	.....	.....	36,478	5,00,000	1,20,712	74,96,989	1897-98		
.....	74,959	.....	.....	.....	37,425	-5,00,000	(g) { 8,12,546 19,373 }	73,89,023	1898-99		
.....	76,250	.....	.....	.....	35,316	-43,694	32,385	73,92,480	1899-1900		

(a) Includes write-off of loss in stores of Rs. 1,45,993.

(b) Includes Rs. 50,000 for visit of H. R. H. the Prince of Wales.

(c) Includes special adjustment of Rs. 3,24,327 for arranging the different loan fund.

(d) Includes loss of Rs. 1,84,774 on the sale of the Panvel Brick Factory.

(e) Includes Rs. 62,048 for loss on sale of investments.

(f) Includes Rs. 1,94,565 for land acquired.

(g) Write-off on account of frontage lands in Agripada.

## Appendix

Year.	General Superintendence.	Assessment and Collection.	Fire Brigade.	Public Works (Engineering) Department.	Public Health Department.	General Stores.	Pensions and Gratitudes and Provident Fund.	Police Charges.	Education.	Medical Relief.	Debt.
	Rs.	Rs.	Rs.	Rs.	Rs.	Rs.	Rs.	Rs.	Rs.	Rs.	Rs.
1900-01	2,28,044	2,26,719	1,18,639	17,61,178	21,88,479	..	75,929	6,02,455	1,11,929	68,977	25,03,811
1901-02	2,18,086	2,34,904	1,21,798	15,71,437	20,07,964	..	58,440	5,10,022	1,12,518	57,000	23,66,565
1902-03	2,16,787	2,92,929	1,10,162	16,90,956	20,05,929	....	68,852	5,97,504	1,10,474	56,290	27,11,361
1903-04	2,34,069	2,98,469	1,24,119	16,65,761	19,79,374	....	67,487	5,00,881	1,12,868	54,626	29,18,567
1904-05	2,29,315	3,18,017	1,24,282	18,31,039	18,48,402	18,904	74,534	5,01,078	1,59,768	57,000	28,33,563
1905-06	2,48,603	3,24,380	1,23,386	18,54,844	19,81,160	19,369	71,778	3,90,000	1,61,420	57,606	29,82,971
1906-07	3,06,306	3,28,381	1,28,015	18,36,665	21,48,791	27,369	75,308	5,01,862	1,65,815	56,219	31,77,715
1907-08	2,59,564	3,26,403	1,69,574	21,17,200	22,87,706	31,325	74,395	2,38,450	2,05,350	4,50,151	32,26,943
1908-09	2,71,046	3,73,684	1,71,928	23,32,891	24,34,092	29,436	65,028	....	2,78,688	4,64,856	32,98,247
1909-10	3,02,102	3,69,460	1,68,968	23,98,761	28,64,080	30,359	69,817	....	2,93,266	4,62,579	33,77,184
1910-11	3,89,088	3,85,546	1,88,087	24,16,992	21,03,537	31,069	84,394	..	4,17,124	4,64,416	36,67,469
1911-12	2,98,600	3,75,204	1,79,978	24,57,700	21,40,636	38,064	86,701	....	4,20,311	4,72,838	37,14,628
1912-13	3,14,525	4,40,606	2,27,304	25,52,034	23,18,541	34,059	88,913	....	4,16,511	4,46,160	38,43,897
1913-14	3,11,659	4,41,694	1,66,104	29,41,742	23,09,128	35,984	1,07,499	....	4,85,285	4,41,840	34,34,280
1914-15	3,13,576	4,16,393	1,85,577	30,02,430	23,15,264	36,771	1,11,204	....	5,02,324	4,39,260	37,62,252
1915-16	3,19,860	4,51,638	1,92,456	30,13,184	23,98,411	38,277	1,16,167	....	3,43,346	4,37,610	39,84,821
1916-17	3,39,014	4,91,393	1,92,538	31,61,770	25,32,555	40,588	1,46,530	....	5,91,873	4,35,960	44,11,104
1917-18	3,50,132	5,38,528	2,22,212	32,73,696	25,52,883	44,085	1,75,980	....	7,81,395	4,36,570	41,96,164
1918-19	3,78,728	5,29,197	2,57,944	32,46,954	31,27,671	46,320	1,34,955	....	9,27,207	4,89,328	44,30,260
1919-20	4,18,182	5,21,772	2,82,962	43,15,060	36,93,028	46,227	1,88,963	....	18,32,793	4,61,462	45,95,114
1920-21	4,18,650	5,97,191	3,20,769	43,57,268	† 39,59,741	60,316	2,13,630	....	16,87,513	4,86,216	46,28,785
1921-22	4,36,442	8,18,676	3,94,394	1,01,66,772	47,69,943	78,404	(s) ....	..	20,39,948	9,01,671	(s) ....
1922-23	4,31,031	6,64,452	4,02,392	1,27,64,437	48,94,512	80,679	(s) ....	....	22,72,762	9,63,038	(s) ....
1923-24	4,90,787	6,38,838	3,79,944	58,66,667	47,27,050	85,359	3,62,863	..	25,08,862	8,96,582	1,00,30,945
1924-25	6,04,317	7,04,523	3,40,488	59,30,651	46,60,440	76,167	4,04,919	....	25,82,656	9,03,884	1,08,14,589
1925-26	5,82,711	6,90,166	3,51,624	63,91,221	41,97,677	76,712	4,72,654	....	27,92,378	9,81,958	1,08,83,960
1926-27	5,34,507	7,09,887	3,27,018	62,80,276	41,58,268	70,166	4,88,346	....	31,13,502	14,44,718	1,08,41,061
1927-28	5,36,542	6,94,727	3,16,612	54,95,146	41,83,376	75,421	5,81,223	....	30,55,361	15,86,657	1,12,89,224
1928-29	5,40,173	5,61,208	3,35,320	55,18,018	41,28,598	68,565	6,53,237	....	29,47,784	16,27,849	1,21,36,185
1929-30	4,71,487	5,91,474	3,84,367	55,31,919	40,74,206	66,157	6,83,457	....	31,10,455	16,90,793	1,30,34,567

† Inclusive of Rs. 4,62,641 on account of Markets and Slaughter Houses and Rs. 26,147 on account of Census.

M. R. TAMBE,  
Chief Accountant.

## No. 20—concluded.

Contribution to the Bombay Improvement Trust.	Public Gardens.	Stores, Plant and Live Stock.	Municipal Building Fund.	Loan works Establishment.	Investment Fund.	Plague Expenses.	Miscellaneous.	Total.	Year.	Five years' average annual expenditure.
Rs.	Rs.	Rs.	Rs.	Rs.	Rs.	Rs.	Rs.	Rs.		
4,74,605	99,870	....	....	....	58,400	—922	1,86,444	85,84,058	1900-01	} 84,57,384
4,81,000	87,668	....	....	....	59,269	....	38,695	82,96,458	1901-02	
3,00,000	58,874	....	....	....	83,186	....	76,124	34,62,898	1902-03	
3,50,000	67,421	....	....	....	32,265	....	84,006	84,31,390	1903-04	} 1,02,32,221
3,50,000	66,092	....	....	....	35,959	1,81,920	87,512	85,01,618	1904-05	
2,53,500	84,781	....	....	....	39,277	2,26,638	(h) 8,61,359	93,74,243	1905-06	} 1,02,32,221
3,00,000	84,785	....	....	....	39,626	2,49,044	18,945	95,20,799	1906-07	
2,65,081	75,158	....	....	....	44,445	1,85,517	1,80,980	1,01,89,401	1907-08	
4,50,000	92,905	....	....	....	47,848	2,28,328	37,952	1,06,30,126	1908-09	} 1,17,90,028
7,80,000	98,964	....	....	....	1,21,917	2,00,915	(i) 3,65,178	1,19,97,050	1909-10	
3,85,000	91,210	....	....	....	49,473	1,87,234	1,31,899	1,12,81,879	1910-11	} 1,17,90,028
9,86,000	76,091	....	....	....	87,888	1,85,903	1,25,274	(j) 1,14,84,662	1911-12	
9,23,000	83,989	....	....	....	10,000	1,47,763	2,25,889	(k) 1,16,81,987	1912-13	} 1,17,90,028
9,28,093	91,683	....	....	....	10,000	1,24,682	2,16,198	(l) 1,20,48,925	1913-14	
9,76,933	92,995	....	....	....	10,000	1,27,653	1,59,869	(m) 1,24,53,191	1914-15	} 1,58,28,098
10,17,430	89,738	....	....	....	10,000	1,22,912	(n) 1,24,081	1,28,03,370	1915-16	
11,01,280	90,490	....	....	....	(p) 3,08,185	1,39,956	(o) 2,37,720	1,42,14,292	1916-17	} 1,58,28,098
10,98,116	81,555	....	....	....	(q) 51,899	1,39,160	3,39,492	1,42,61,361	1917-18	
11,52,687	93,086	....	....	....	(q) 17,320	1,26,506	13,36,060	1,70,29,649	1918-19	
15,19,780	87,133	....	....	....	(q) 20,982	1,18,404	10,57,511	1,68,09,277	1919-20	} 2,55,67,168
15,74,246	1,28,196	....	....	....	(r) 1,69,813	1,24,591	8,95,154	2,02,02,301	1920-21	
15,76,574	2,24,336	....	....	....	2,68,427	1,16,888	8,95,698	2,24,64,954	1921-22	} 2,55,67,168
17,85,007	2,34,769	....	....	....	3,18,888	1,20,639	11,77,328	2,81,61,439	1922-23	
19,07,355	1,59,167	....	....	....	70,044	1,12,280	7,16,308	2,89,50,053	1923-24	} 3,12,30,455
20,21,974	1,62,449	....	....	....	....	1,03,848	7,93,144	3,00,57,096	1924-25	
22,29,470	1,62,127	....	....	....	....	91,574	6,83,364	2,90,97,636	1925-26	} 3,12,30,455
22,39,225	1,66,412	....	....	28,011	....	74,216	6,70,844	3,01,62,656	1926-27	
23,11,031	1,67,067	....	....	4,31,527	....	84,089	6,57,848	3,14,15,875	1927-28	} 3,12,30,455
23,02,180	1,76,614	....	....	3,75,910	....	72,894	(u) 13,16,393	3,27,50,278	1928-29	
22,92,673	1,76,841	....	....	2,47,292	....	76,836	5,98,900	3,30,00,829	1929-30	

- (h) Includes contribution of Rs. 3,00,000 towards celebrating the visit of H. R. H. the Prince and Princess of Wales.
- (i) Includes charges for Grain Compensation and Local Allowance and the loss sustained in the sale of unserviceable stores written off.
- (j) Excludes Rs. 5,00,000 transferred from revenue for writing off a portion of the Plague expenditure advanced from Loan Funds.
- (k) Excludes Rs. 3,10,053 transferred from revenue for writing off a portion of the Plague expenditure advanced from Loan Funds as well as the amount of investments of interest realized on Sinking and Special Funds.
- (l) Excludes Rs. 1,00,000 transferred from revenue for writing off the balance of the Plague expenditure advanced from Loan Funds as well as the amount of investment of interest realized on Sinking and Special Funds.
- (m) Excludes Rs. 85,455 being the write-off of the proportionate cost (paid out of Loan Funds) of the Halalkhore's Chawl at Vincent Road sold to the City Improvement Trust as well as the amount of investment interest realized on Sinking and Special Funds.

- (n) Includes Rs. 25,000 being the contribution towards the cost of cadastral survey of the town and island of Bombay.
- (o) This includes Rs. 1,20,813 on account of discount on the conversion of 2 per cent. or 34 per cent. Government Paper into 4 per cent. conversion loan of 1916-17.
- (p) This includes Rs. 2,98,185 being the amount of investment on account of sale-proceeds of Municipal lands into Municipal Land and Building Fund.
- (q) This includes Rs. 41,399, Rs. 7,320 and Rs. 10,992 being the amount of investment on account of sale-proceeds of Municipal Lands into Municipal Land and Building Fund.
- (r) This includes Rs. 1,59,813 do. do.
- (s) As the Expenditure on Pensions and gratuities, &c., and Municipal Debt is allocated according to different service heads, no expenditure appears under these heads.
- (t) This includes Rs. 2,58,427 on account of sale-proceeds of Municipal land to be transferred to Land and Building Fund.
- (u) Includes Rs. 7,00,000 being the contribution for Bai Jerbal Wadia Hospital for children.

- A. R. DALAI,  
Municipal Commissioner.

## Appendix No. 21.

### CONTRASTED STATEMENT OF INCOME AND EXPENDITURE OF THE BOMBAY MUNICIPALITY FROM 1865 TO 1929-30.

YEAR.	Income.	Expenditure.	DIFFERENCE.	
			Surplus.	Deficit.
	Rs.	Rs.	Rs.	Rs.
1865 ... ..	23,63,787	49,59,333	.....	25,95,546
1866 ... ..	29,14,672	36,01,922	.....	6,87,250
1867 ... ..	30,40,524	42,16,346	.....	11,75,822
1868 ... ..	38,52,674	34,77,058	3,75,616	.....
1869 ... ..	33,93,226	31,31,358	2,61,868	.....
1870 ... ..	33,07,749	33,92,185	.....	84,436
1871 ... ..	28,71,160	38,04,661	.....	9,33,501
1872 ... ..	30,43,331	31,15,888	.....	67,557
1873 ... ..	33,24,108	30,44,577	2,79,531	.....
1874 ... ..	29,81,222	29,90,663	.....	9,341
1875 ... ..	31,43,526	32,65,027	.....	1,21,501
1876 ... ..	31,77,723	31,60,438	17,285	.....
1877 ... ..	32,41,452	30,36,535	2,04,917	.....
1878 ... ..	31,45,153	32,70,224	.....	1,25,071
1879 ... ..	33,41,174	31,11,122	2,30,052	.....
1880 ... ..	32,51,870	30,57,992	1,93,878	.....
1881 ... ..	38,73,694	37,98,872	74,822	.....
From 1st January 1882 to 31st March 1883 (15 months).	46,12,240	47,53,632	.....	1,41,392
1883-1884 ... ..	37,37,272	37,15,812	21,460	.....
1884-1885 ... ..	42,13,868	38,81,020	3,32,848	.....
1885-1886 ... ..	44,73,973	40,66,940	4,07,033	.....
1886-1887 ... ..	49,01,814	41,76,362	7,25,452	.....
1887-1888 ... ..	51,66,530	58,12,690	.....	6,46,160
1888-1889 ... ..	49,66,193	52,01,258	.....	2,35,065
1889-1890 ... ..	53,42,169	50,42,405	2,99,764	.....
1890-1891 ... ..	61,65,901	56,84,861	4,81,040	.....
1891-1892 ... ..	62,33,183	57,82,073	4,51,110	.....
1892-1893 ... ..	66,72,943	65,45,512	1,27,431	.....
1893-1894 ... ..	67,62,695	69,63,928	.....	2,01,233
1894-1895 ... ..	65,39,372	63,73,486	1,65,886	.....
1895-1896 ... ..	67,61,710	67,02,516	59,194	.....
1896-1897 ... ..	62,08,978	70,04,743	.....	7,95,765
1897-1898 ... ..	71,45,560	74,96,969	.....	3,51,409
1898-1899 ... ..	71,61,911	73,39,026	.....	1,77,115
1899-1900 ... ..	88,29,817	73,92,480	14,37,337	.....
1900-1901 ... ..	84,02,848	85,84,058	.....	1,81,210
1901-1902 ... ..	77,66,729	82,26,458	.....	4,59,729
1902-1903 ... ..	81,75,688	84,53,398	.....	2,77,710
1903-1904 ... ..	84,82,625	84,31,390	51,235	.....
1904-1905 ... ..	93,36,111	85,91,618	7,14,493	.....
1905-1906 ... ..	90,92,539	93,74,242	.....	2,81,703
1906-1907 ... ..	96,48,501	95,20,790	1,27,711	.....
1907-1908 ... ..	98,89,324	1,01,89,201	.....	2,99,877
1908-1909 ... ..	1,02,86,048	1,06,30,126	.....	3,44,078
1909-1910 ... ..	1,12,13,864	1,13,97,050	.....	1,83,186
1910-1911 ... ..	1,21,96,149	1,12,81,872	9,14,277	.....
1911-1912 ... ..	1,26,55,789	* 1,14,84,562	11,71,227	.....
1912-1913 ... ..	1,27,41,589	(a) 1,16,81,587	10,60,002	.....
1913-1914 ... ..	1,28,76,501	(b) 1,20,48,926	8,27,575	.....
1914-1915 ... ..	1,24,13,366	(c) 1,24,53,191	.....	39,825
1915-1916 ... ..	1,38,31,070	1,28,03,870	10,27,200	.....
1916-1917 ... ..	1,40,48,739	1,42,14,292	.....	1,65,553
1917-1918 ... ..	1,48,29,386	1,42,61,391	5,67,995	.....
1918-1919 ... ..	1,73,74,184	1,70,26,648	3,47,536	.....
1919-1920 ... ..	1,83,16,927	1,83,09,277	7,650	.....
1920-1921 ... ..	2,01,43,197	2,02,02,301	.....	59,104
1921-1922 ... ..	2,31,47,009	2,24,64,954	6,82,055	.....
1922-1923 ... ..	2,67,53,463	2,61,61,439	5,92,024	.....
1923-1924 ... ..	2,79,21,509	2,89,50,053	.....	10,28,541
1924-1925 ... ..	3,02,15,121	3,00,57,096	1,58,025	.....
1925-1926 ... ..	3,05,31,359	2,90,87,636	14,43,723	.....
1926-1927 ... ..	3,21,35,697	3,01,62,656	19,73,041	.....
1927-1928 ... ..	3,17,08,288	3,14,45,875	2,62,413	.....
1928-1929 ... ..	3,15,33,383	3,27,50,278	.....	12,16,895
1929-1930 ... ..	3,31,40,098	3,30,00,829	1,39,269	.....

\* This is exclusive of Rs. 5,00,000 utilized towards writing off a portion of the Plague expenditure.

(a) Do. " 8,10,052-7-4 do. do. do.

(b) Do. " 1,00,000 do. do. do.

(c) This is exclusive of Rs. 35,455 being the write-off of the proportionate cost (paid out of Loan Funds) of the Halalkhore chawl at Vincent Road sold to the City Improvement Trust.





<b>Collections—</b>		Rs.	a.	p.	Rs.	a.	p.
<b>Property Taxes</b> due for 1929-30 collected		2,07,84,499	5	2			
Part of Government Contribution for 1929-30		23,243	14	0			
General Tax paid in respect of Development Department Chawls for previous years not included in the Award for 1924-29 and supplementary claim against Government for 1919-24		59,887	13	2			
Port Trust Contribution		10,20,229	0	0			
	<b>Total</b>	<b>2,18,87,860</b>	<b>0</b>	<b>4</b>			
<b>Add—</b>							
Bills for previous years collected		19,01,731	9	3			
	<b>Total property taxes collected</b>	<b>...</b>	<b>...</b>	<b>...</b>	<b>2,37,89,591</b>	<b>9</b>	<b>7</b>
<b>Outstandings—</b>							
On account of demands issued in respect of the year 1929-30		17,41,112	8	4			
On account of demands issued in respect of previous years		1,84,820	3	4			
Government contribution for 1929-30		4,49,200	8	0			
	<b>Total amount of Property Taxes outstanding on 1st April 1930</b>	<b>...</b>	<b>...</b>	<b>...</b>	<b>23,75,133</b>	<b>3</b>	<b>8</b>
<b>Wheel Tax—Total demand</b>							
for 1929-30—		7,37,767	6	0			
Demand outstanding on 1st April 1929 on account of previous years		79,864	9	8			
Demand issued during the year on account of previous years		25,827	4	0			
	<b>Total demand</b>	<b>8,43,459</b>	<b>3</b>	<b>8</b>			
<b>Deduct—</b>							
Bills for previous years recalled and cancelled.		20,092	10	0			
	<b>Total net demand</b>	<b>...</b>	<b>...</b>	<b>...</b>	<b>8,23,366</b>	<b>9</b>	<b>8</b>

The total number of bills for wheel tax issued was 28,923 of which 27,990 were for 1929-30 and 933 for previous years.

<b>Wheel Tax Collections—</b>		Rs.	a.	p.	Rs.	a.	p.
Wheel tax due for 1929-30 collected		6,96,634	5	0			
Wheel Tax due for previous years collected.		75,821	1	8			
	<b>Total amount of wheel tax collected</b>	<b>...</b>	<b>...</b>	<b>...</b>	<b>7,72,455</b>	<b>6</b>	<b>8</b>
<b>Outstandings—</b>							
On account of demands issued in respect of the year 1929-30		41,133	1	0			
On account of demands issued in respect of previous years...		9,778	2	0			
	<b>Total amount of Wheel Tax outstanding on 1st April 1930</b>	<b>...</b>	<b>...</b>	<b>...</b>	<b>50,911</b>	<b>3</b>	<b>0</b>

	Rs	a.	p.
The total net demand in respect of Property and Wheel Taxes was therefore ...	2,69,88,091	6	11
and the total amount collected during the year in respect of both these taxes excluding Meter Hire was ...	2,45,62,047	0	3

The total amount of Property and Wheel Taxes outstanding on 31st March 1930 was 24,26,044 6 8

Comparative figures for 1929-30 and 1928-29 are given in the following statements appended to this Report :—

Statement A—Rateable value.

” B—General Tax.

” C—Water Tax.

” D—Halalkhor Tax.

” E—Total demands, collections, and outstandings, in respect of General, Water, Halalkhor and Wheel Taxes.

Compared with the amount collected during 1928-29, namely, Rs. 2,37,93,158-7-10, the amount collected during the year shows an increase of Rs. 7,68,888-8-5. As against the total estimated collection of Rs. 2,42,42,645-0-0 budgetted for the year 1929-30, there is an increase of Rs. 3,19,402-0-3 as under :—

Taxes.	Estimate.	Actual collections including adjustments.			Increase or decrease.			
		Rs.	a.	p.	Rs.	a.	p.	
General Tax including Fire Tax ...	1,36,53,500	1,34,84,441	2	7	—	1,69,058	13	5
Water Tax ...	65,87,145	68,97,709	4	10	+	3,10,564	4	10
Halalkhor Tax ...	33,27,000	34,07,441	2	2	+	80,441	2	2
Wheel Tax ...	6,75,000	7,72,455	6	8	+	97,455	6	8
Total ...	2,42,42,645	2,45,62,047	0	3	+	3,19,402	0	3

Bills aggregating Rs. 3,456-5-0, as detailed below, were adjusted in the Chief Accountant's books in 1928-29, but as these adjustments were not intimated to this Department before the close of that year, the amount was credited in the books of this Department during the year 1929-30 :—

	Rs.	a.	p.
General Tax .. .. .	248	6	0
Water Tax on value .. .. .	81	0	0
Halalkhor Tax on value .. .. .	74	1	0
Water Tax by Meter Measurement .. .. .	3,052	14	0
Wheel Tax .. .. .	.....		
Total Rs. ..	3,456	5	0

The total number of properties registered in the Assessment Book on 31st March 1930 was 46,544 classified as under :—

Buildings .. .. .	36,096
Salt Pans .. .. .	68
Lands, including tanks, wells, etc. .. .. .	10,380
Total ..	46,544

as against 47,705 on 31st March 1929. Of the number registered, 35,324 were assessed to General Tax, 1,716 were exempted from such tax under Section 143 (1) (a) and (b) of the Municipal Act, and 7,548 were not taxed, being small plots of waste lands, etc. The last do not include lands belonging to Government, the City Improvement Trust, the Port Trust and the Railways, which are separately assessed. The number of Municipal properties exempted from General Tax during the year was 1,335.

The numbers of buildings newly erected, demolished and enlarged in 1929-30 were 915, 804 and 536 respectively, the corresponding figures for the year 1928-29 being 913, 995 and 643.

The amount of General Tax on properties exempted under Section 143 (1) (a) and (b) was Rs. 9,06,777-9-0 against Rs. 8,20,330-0-0 in 1928-29.

The total number of claims for one-fifth drawback received during the year was 7,354 against 6,765 in the preceding year.

*Number of Vehicles and Animals taxed.*

The following figures indicate the number of vehicles and animals taxed during the year exclusive of those taxed under the Public Land Conveyance Act :—

	No.
4-wheeled vehicles drawn by animals .. .. .	980
2-wheeled vehicles do. .. .. .	931
Hand carts .. .. .	1,201
Motor cars and lorries .. .. .	6,413
Motor cycles .. .. .	171
Motor cycles with side cars .. .. .	141
Horses (including those in commission stables) .. .. .	1,798
Ponies .. .. .	57
Bullocks .. .. .	1,687
Buffaloes and Donkeys .. .. .	13

*Miscellaneous Receipts*

*Miscellaneous receipts* realised from Notices of Demand, Distress Warrants, Battaki Fees, Inspection Fees, and other items amounted to Rs. 8,600-8-8 against Rs. 7,527-12-5 in the preceding year. Receipts from Meter Hire amounted to Rs. 59,595-8-0 as against Rs. 60,464-7-0 for the previous year, Rs. 3,435-12-0 remaining uncollected at the end of the year.

*Refund of Taxes.*

Certificates as under were issued during the year under report for refund of taxes for the year and for previous years :—

	Rs.	a.	p.
General Tax .. .. .	1,58,975	10	10
Water Tax on rateable value .. .. .	39,584	7	0
Water Tax by Meter Measurement .. .. .	184	2	0
Compounded Water Tax .. .. .	34	4	0
Halalkhor Tax on value .. .. .	56,649	6	1
Special Halalkhor Tax .. .. .	386	3	0
Wheel Tax .. .. .	1,433	4	0
Meter Hire .. .. .	149	12	0
Total Rs. .. .. .	2,57,397	0	11

*Complaints and Appeals against Valuations, etc.*

There were 596 complaints under Section 167 of the Act against assessments fixed during the currency of the year and 5,033 under Section 163 against original assessments amounting to Rs. 3,45,37,970. This amount, after investigation of the complaints, was reduced to Rs. 3,20,98,238 being a decrease of Rs. 24,39,732 or 7.06 per cent.

There were 57 appeals to the Chief Judge, Small Causes Court, in respect of 1929-30, and 29 in respect of 1930-31. Of these 2 were against Water Tax, 2 against drawback disallowed and the remaining 82 against valuations under Section 162 (2) of the Municipal Act. Of these 71 appeals were settled out of Court, 2 were dismissed, 4 were settled by the Court, 1 was withdrawn and 8 are pending.

*Street Number Plates.*

The balance of amount in respect of Street Number Plate bills outstanding on 31st March 1929 aggregated Rs. 4,209-12-0 ; 15 bills for Rs. 75-4-0 were issued during the year, making a total of Rs. 4,285-0-0 of which Rs. 3,476-12-0 were collected during the year. Bills for Rs. 558-0-0 were cancelled, leaving a balance of Rs. 250-4-0 outstanding on 31st March 1930.

*Outstandings.*

Excluding Rs. 4,49,200-8-0 due in respect of Government contribution, the total balance outstanding at the end of the year was Rs. 19,76,843-14-8 as under :—

(1) G. I. P. Railway	...	...	...	...	Rs. 5,20,981
(2) Mills	...	...	...	...	" 5,97,714
(3) Other ratepayers	...	...	...	...	" 8,58,148

Total Rs. 19,76,843

Of this amount Rs. 15,69,435-5-0 represent bills issued during the last three months.

The outstanding against the G. I. P. Railway was due to our dispute with the Agent who had withheld payment claiming preferential treatment for all the G. I. P. Railway properties on the ground that the Railway is State-managed. The amount has since been fully paid under the orders of the Railway Board thanks to the special efforts of the Municipal Commissioner.

The outstanding of Rs. 5,97,714 on account of taxes due by mills includes supplementary bills aggregating Rs. 5,51,278-10-0 issued about the end of the year under report as the valuations of all Mill properties were revised with effect from 1st April 1929. The recovery of these bills has been stayed pending disposal of the complaints which are under investigation.

The balance outstanding on 30th June 1930 is Rs. 10,08,153-7-10 only, Rs. 9,66,160-7-10 having been recovered and bills amounting to Rs. 2,529-15-0 recalled and cancelled.

The outstandings at the close of the past three years are compared below :—

Year.	Total Net Demand.	Outstanding on 31st March.
	Rs.	Rs.
1927-28 ..	2,57,85,027	16,88,880
1928-29 ..	2,59,90,598	21,97,440
1929-30 ..	2,69,88,091	19,76,843

On 1st April 1930 the gross assessment was Rs. 14,83,72,170 against Rs. 14,15,37,860 on 1st April 1929.

The question of the reform and re-organisation of the Assessment and Collection Department, which started in 1924 with the Standing Committee's request to the Commissioner to report whether it was desirable to separate the Assessment and Collection Branches (*vide* Standing Committee Resolution No. 2497, dated 11th June 1924) and the Corporation's request to revise the Assessment Manual (*vide* Corporation Resolution No. 3529, dated 24th July 1924), was dealt with by Mr. Bird as Secretary to the Retrenchment and Reforms Enquiry conducted by Sir M. Visvesvaraya and an exhaustive report was submitted by him in December 1925. The Report was considered by the Retrenchment Advisory Committee, the Revenue and General Purposes Committee and the Retrenchment and Reforms Enquiry Committee and finally approved by the Corporation with certain modifications in January 1930 (Corporation Resolution No. 9322, dated 20th January 1930). The principal recommendations approved are :—

- (1) The Assessment and Collection Department to remain as one entity.
- (2) The Assessment and Collection Manual to be revised.
- (3) Rules for the classification of properties and for the system of valuation to be applied to certain classes of properties to be framed.
- (4) Direct payment of taxes by ratepayers as in Western Countries to be introduced. The whole scheme of Mr. Bird's report hinges on the system of direct payment. The suggestion in this behalf first emanated from the Standing Committee (*vide* Review of the Municipal Commissioner's report for 1923-24). It has been decided that it should be introduced, after the law has been amended, in A and D Wards to begin with, as an experimental measure, these Wards being more advanced than others in point of literacy.
- (5) Power to attach and sell immovable property for non-payment of taxes to be obtained.

- (6) Adoption of mechanical appliances for adding and calculating wherever possible.
- (7) Re-organisation of Superior and Subordinate staff and regrading of their duties with a view to making inspection and collection work more vigorous.
- (8) Recovery of wheel tax to be in advance and half yearly instead of in arrears and quarterly. Government, however, have, in spite of repeated representation refused to accept this recommendation.
- (9) The Municipal Register of vehicles and animals to be maintained in card index form.

I have the honour to be,

Sir,

Your most obedient servant,

N. S. KOWSHIK,

Ag. Assessor & Collector.

STATEMENT A.  
Rateable Values.

Year.	Original Gross Assessment.	No. of complaints against the opening Assessment.	Gross Assessment after disposal of complaints.	Amount of subsequent reduction during the year by demolition, complaints, &c.	Gross Assessment after deduction of subsequent reduction.	Subsequent enhancement new buildings, enlargements, and under-assessments.	Total Gross Assessment.	Increase, final difference over preceding year's gross assessment.	Rateable Assessment.	Classification of Rateable Assessment.			
										Chargeable to General Tax.	Exempted from General Tax, under Section 143 (1) (a) (b).	For which no bills for General Tax are issued.	Total Rateable Assessment
1	2	3	4	5	6	7	8	9	10	11	12	13	14
	Rs.		Rs.	Rs.	Rs.	Rs.	Rs.	Rs.	Rs.	Rs.	Rs.	Rs.	Rs.
1928-29	14,14,97,215	7,396	13,96,22,384	16,13,443	13,80,08,941	36,32,715	14,16,41,656	19,66,717	12,74,89,831	12,03,42,003	71,32,153	15,675	12,74,89,931
1929-30	14,32,76,584	5,949	14,15,37,860	11,69,340	14,03,68,520	75,94,558	14,79,63,078	63,21,422	13,31,79,886	12,52,84,952	78,83,606	11,328	13,31,79,886

STATEMENT "B."  
General Tax.

1928-29.				1929-30.				Difference between columns 4 and 8.
General Tax levied at 11½ per cent. from the Public, City Improvement Trust and Mills.	Compounded sum payable by Government under Section 144 (3) of the Act.	Compounded sum payable by the Port Trust under Section 145 (3) of the Act.	Total of columns 1, 2, 3.	General Tax levied at 11½ per cent. from the Public, City Improvement Trust and Mills.	Compounded sum payable by Government under Section 144 (3) of the Act.	Compounded sum payable by the Port Trust under Section 145 (3) of the Act.	Total of columns 5, 6 and 7.	
1	2	3	4	5	6	7	8	9
Rs. a. p.	Rs. a. p.	Rs. a. p.	Rs. a. p.	Rs. a. p.	Rs. a. p.	Rs. a. p.	Rs. a. p.	Rs. a. p.
				1,29,15,096 0 2	24,72,444 6 0	10,20,229 0 0	1,44,07,769 6 2	
					+ 59,887 13 2*		+ 59,887 13 2*	
1,23,46,657 0 2	5,09,414 4 2	12,95,277 0 0	1,41,51,348 4 4	1,29,15,096 0 2	5,32,332 3 2	10,20,229 0 0	1,44,67,657 3 4	+ 3,16,308 15

\* General Tax paid in respect of the D. D. Chawls not included in the Award and supplementary claim paid by Government for previous years.

STATEMENT "C."  
Water Tax.

1928-29.				1929-30.				Difference.			
On rateable value @ 3½ per cent.	Compounded.	By Meter Measurement.	Total of columns 1, 2 and 3.	On rateable value @ 3½ per cent.	Compounded.	By Meter Measurement.	Total of columns 5, 6 and 7.	On rateable value at 3½ per cent.	Compounded.	By Meter Measurement.	Difference of columns 4 and 8.
1	2	3	4	5	6	7	8	9	10	11	12
Rs. a. p.	Rs. a. p.	Rs. a. p.	Rs. a. p.	Rs. a. p.	Rs. a. p.	Rs. a. p.	Rs. a. p.	Rs. a. p.	Rs. a. p.	Rs. a. p.	Rs. a. p.
32,03,125 1 0	46,652 11 0	32,33,761 9 0	64,83,542 5 0	32,40,781 9 0	31,578 10 0	31,58,104 2 0	64,30,468 12 0	32,40,781 9 0	37,655 15 0	15,074 1 0	75,660 7 0
									+		-
											-53,078 9 0

STATEMENT "D."  
Halalkhor Tax.

1928-29.			1929-30.			Difference between columns 3 and 6.
On rateable value at 3 per cent.	On special service.	Total of columns 1 and 2.	On rateable value at 3 per cent.	On special service.	Total of columns 4 and 5.	
1	2	3	4	5	6	7
Rs. a. p.	Rs. a. p.	Rs. a. p.	Rs. a. p.	Rs. a. p.	Rs. a. p.	Rs. a. p.
31,87,554 12 4	1,56,696 7 0	33,44,151 9 4	33,38,155 9 4	1,32,937 3 0	34,71,092 12 4	1,26,941 9 0
						+

STATEMENT "E."  
Total demands, collections and outstandings including wheel tax.

Years.	Net demand issued.	Collections.	Outstandings.	REMARKS.
1	2	3	4	5
	Rs. a. p.	Rs. a. p.	Rs. a. p.	
1928-29 ...	2,59,90,598 13 4	2,37,93,158 7 10	*21,97,440 4 6	* Inclusive of Rs. 6,776-12-2 on account of supplementary claim against Government.
1929-30 ...	2,69,88,091 6 11	2,45,62,047 0 3	†21,26,041 6 8	† Inclusive of Rs. 4,49,200-8-0 on account of Government contribution in lieu of General Tax under Section 144 (3) of the Act for the year 1929-30.

No. T. D./73/A of 1930-31.

BOMBAY, 12th July 1930.

FROM

THE TOWN DUTY OFFICER,

TO

THE MUNICIPAL COMMISSIONER.

SIR,

I have the honour to submit my Report on the working of the Town Duty Refund Department for the year 1929-30.

Mr. K. P. Guzder was in charge of the Department upto the 28th February 1930 and I was in charge from the 1st to the 31st March 1930.

The rates of duty leviable during the year under report were the same as in the preceding year.

The aggregate amounts of collection of town duties, refunds, and the net receipts during the year as compared with 1928-1929 are as under, *vide* appendix hereto attached.

	1928-29.			1929-30.		
	Rs.	a.	p.	Rs.	a.	p.
Gross collection ... ..	30,22,766	13	4	28,98,772	0	3
Refunds ... ..	14,97,034	4	0	15,34,225	8	0
Net Revenue ... ..	15,25,732	9	4	13,64,546	8	3
	Decrease Rs. ...			1,61,186	1	1

Details of the decrease are as under :—

Name of the Articles.	Increase.			Decrease.		
	Rs.	a.	p.	Rs.	a.	p.
Grain and flour ... ..	.....			1,15,796	11	0
Sugar ... ..	.....			88,814	9	3
Wines and spirits ... ..	1,057	14	4			
Beer ... ..	8,014	11	4			
Ghee ... ..	3,222	14	0			
Timber ... ..	26,972	11	4			
Firewood ... ..	4,157	0	2			
Total ... ..	43,425	3	2	2,04,611	4	3
				43,425	3	2
	Decrease ...			1,61,186	1	1



The total net revenue derived from the non-refundable duty on raw cotton and the Government and Municipal shares thereof, as compared with 1928-29 are as under :—

	1928-29.			1929-30.		
	Rs.	a.	p.	Rs.	a.	p.
Net Revenue ... ..	31,19,889	2	5	35,93,778	10	10
Government share 4/7th ... ..	17,82,793	12	10	20,53,587	13	0
Municipal share 3/7th ... ..	13,37,095	5	7	15,40,190	13	10

The total number of claims for the refund of town duties dealt with during the year was 52,874 against 50,494 in the previous year.

The total number of sugar bags marked with the Municipal stamp during the year was 13,33,499 against 13,36,220 in the previous year.

I have the honour to be,

Sir,

Your most obedient servant,

M. J. ANTIA,

Ag. Towns Duty Officer.

## Appendix.

STATEMENT contrasting the Collections, Refunds and Net Revenue from Town Duties for the years 1928-29 and 1929-30.

ARTICLES.	COLLECTIONS.				REFUNDS.				NET REVENUE.				
	1928-29.	1929-30.	Increase in 1929-30.	Decrease in 1929-30.	1928-29.	1929-30.	Increase in 1929-30.	Decrease in 1929-30.	1928-29.	1929-30.	Increase in 1929-30.	Decrease in 1929-30.	
	Rs. a. p.	Rs. a. p.	Rs. a. p.	Rs. a. p.	Rs. a. p.	Rs. a. p.	Rs. a. p.	Rs. a. p.	Rs. a. p.	Rs. a. p.	Rs. a. p.	Rs. a. p.	
Grain @ annas 6 per Candy .. .. .	9,38,900 13 3	7,74,807 11 3	....	1,59,093 2 0	3,99,175 7 0	3,54,247 10 0	....	44,927 13 0	} 4,98,181 4 3	3,50,384 9 3	....	1,15,796 11 0	
Flour @ annas 4½ per Candy .. .. .	12 8 0	356 15 0	244 7 0	....	39,556 10 0	40,432 7 0	1,876 13 0	....		3,50,384 9 3	....	1,15,796 11 0	
Sugar @ annas 8 per Cwt. .. .. .	18,99,026 12 3	14,04,191 5 0	5,164 8 9	....	9,82,670 10 0	10,56,649 12 0	93,979 2 0	....	4,36,356 2 3	3,47,541 9 0	....	88,814 9 3	
Wines and Spirits, @ annas 4 per Imperial Gallon..	1,68,565 0 2	1,66,086 13 6	2,521 13 4	....	12,609 3 0	14,073 2 0	1,463 15 0	....	1,50,955 13 2	1,52,013 11 6	1,057 14 4	....	
Beer @ pies 6 per Imperial Gallon .. .. .	39,876 13 3	47,680 0 7	7,988 9 4	....	14,317 7 0	14,786 5 0	....	31 2 0	24,859 6 3	32,874 1 7	8,014 11 4	....	
Ghee @ annas 16 per Bombay Maund.. .. .	2,18,486 5 10	2,18,681 3 10	2,194 14 0	....	12,382 5 0	11,254 5 0	....	1,028 0 0	2,04,304 0 10	2,07,426 14 10	3,222 14 0	....	
Timber @ 2½ per cent. on Market Value .. .. .	2,28,244 1 7	2,41,076 1 11	12,832 0 4	....	56,922 10 0	42,781 15 0	....	14,140 11 0	1,71,821 7 7	1,98,294 2 11	26,972 11 4	....	
Firewood @ annas 2 per Candy .. .. .	41,854 7 0	46,011 7 2	4,157 0 2	....	....	....	....	....	41,854 7 0	46,011 7 2	4,157 0 2	....	
			35,098 4 11	1,59,093 2 0				97,318 14 0			60,127 10 0	48,425 3 2	2,04,611 4 3
				35,098 4 11				30,127 10 0					48,425 3 2
<b>Total Ra. ..</b>	<b>30,22,755 13 4</b>	<b>28,98,772 0 3</b>	<b>....</b>	<b>1,23,094 13 1</b>	<b>14,97,034 4 0</b>	<b>15,34,235 8 0</b>	<b>87,191 4 0</b>	<b>....</b>	<b>15,25,732 9 4</b>	<b>13,64,546 8 3</b>	<b>....</b>	<b>1,61,186 1 1</b>	

153

M. J. ANTIA,  
Ag Town Duty Officer.

No. M.-C.-1-A of 5-6-30.

FROM

THE EXECUTIVE ENGINEER,

To

THE MUNICIPAL COMMISSIONER

FOR THE CITY OF BOMBAY.

SIR,

I have the honour to forward herewith the Administration Report of the departments under my control for the year 1929-1930.

2. The report is divided under the following heads :—

	Para Nos.
Disposal of Town Sweepings - - - - -	3— 11
Drainage - - - - -	12— 42
Mechanical Branch - - - - -	43— 85
Roads and Footpaths - - - - -	86—120
Tramways - - - - -	121—123
Public Lighting - - - - -	124—133
Asphalt Plant - - - - -	134—143
Public Building Construction (including setback) - -	144—164
Repairs to Municipal Buildings and plague measures -	165—169
Municipal Building Construction - - - - -	170—217
Schemes, Overbridges, Roads, etc. - - - - -	218—279
New Works - - - - -	280—281

## DISPOSAL OF TOWN REFUSE.

### New Works.

3. A new chawl of 20 rooms for the Maratha gangmen of the Unloading staff was built this year. 146 new coir mat covers for 141 wagons and 9 canvas covers for silt wagons were prepared at a cost of Rs. 3,340-4-0.

4. The question of the tenure of the newly acquired land for the proposed Slaughter House at Deonar is under dispute with Government and no decision has yet been reached.

### Area Reclaimed.

5. The area reclaimed during the year was only 3 acres as most of the kutchra was thrown on the sides of the Chord Bund and 700' Creek over the portions already filled in but which were burnt down by fire. The total area reclaimed comes to 273 acres.

### Income.

6. The rights of cultivating the reclaimed land and the Slaughter House site for the year ending 31st March 1930 were sold for Rs. 16,000 and Rs. 1,200 respectively and those of the fishing in the Khajans, etc., for Rs. 2,050. The right of keeping a Grocer's shop in the municipal camp at Chembur was not sold by auction during the year under report. Permission has been given to the staff to start a stores on Co-operative lines provided it is duly registered under the Co-operative Society's Act within a definite period.

7. A piece of land adjoining the Skinning Ground compound admeasuring 3,000 square yards has been leased to Messrs. Anderson Dawn & Co. for a period of three years at a monthly rent of Rs. 10 for a Bone Factory to be erected thereon. The draft lease is being scrutinised by the Municipal Solicitors.

### Accidents and Fire.

8. There were fires on the reclamation throughout the year and the train had to be shifted from siding to siding every time.

### Detention to Kutchra Trains.

9. Engine detention fee of Rs. 5 per hour per trip had to be paid throughout the year as the length of the temporary siding was too great to allow of the shunting operations being done within the stipulated time of 30 minutes.

### Sickness.

10. There was not much sickness in the labour camp which is inhabited by over 500 persons. The Medical Attendant, Dr. Rane, of the Health Department, visited the camp regularly three times a week and administered medicines free. There were 21 deaths during the year of which 19 were children.

11. The Elementary Vernacular school for the children of the menial staff established 22 years ago by the Depressed Classes Mission Society is progressing satisfactorily; the average attendance was 55 pupils.

### Construction of Sewers, Drains and Public Conveniences.

12. The first, second, third and fourth sections of the ovoid sewer in connection with the duplication of the Tansa Main worked very satisfactorily during the year.

13. No further claims for the extension of the Low Level Channel No. 11, from DeLisle Road to Dadar Road through which the channel was constructed under the powers reserved to the Municipal Commissioner under Section 222 of the Municipal Act were preferred during the year.

14. Six works shown in the attached statement marked "A" were carried out by contracts at a total cost of Rs. 1,74,294-2-2.

15. Following nine works were carried out departmentally at the cost noted against each:—

	Rs.	a.	p.
1. Providing 8 half-sized and 6 full-sized water entrances with their necessary connections in a portion of Hughes Road and French Road and constructing 3 manholes over the existing storm-water drain .. .. .	2,605	0	0
2. Laying an additional overflow arrangement at Colaba from the manhole at the junction of Napier Road and Beach Road to the 5" circular storm-water drain of the Bombay Development Department .. .. .	6,117	13	0
3. Providing a sluice with the necessary chamber, etc., near the mouth of the storm-water drain in the Mint compound .. .. .	2,045	0	0
4. Providing necessary drainage arrangements in Sleater Road from Tardeo Road to premises No. 34A, Sleater Road .. .. .	3,193	12	0
5. Providing a 9" pipe sewer in the compound of Arthur Road Hospital.. .. .	1,479	9	0
6. Providing 10 half-sized water entrances and 1 manhole over the existing storm-water drain in Sindhi Lane .. .. .	1,581	11	0
7. Providing new manholes and water entrances in Vanka Mohulla .. .. .	1,013	2	6
8. Diverting the 9" pipe sewer at Hornby Road Junction with Napier Road .. .. .	1,231	10	0
9. Providing a 6" pipe drain with inspection chambers and gully traps in the common housegully between Kamatipura 9th and 10th Streets .. .. .	3,362	4	0

The last work was carried out to enable the Municipality to take action for the conversion of the existing privies on the basket system into water-closets on the full flushing system in respect of the premises abutting on these streets and particularly with a view to improve the general sanitary condition of the district.

16. Twenty-four small drainage works were carried out departmentally out of the grant of Rs. 15,000 provided in the Budget under New Works, Drainage, and the total certified expenditure upto the end of the year amounted to Rs. 11,321-0-11.

17. A provision of Rs. 3,000 was made in the Budget for the year under report under New Works for providing permanent manholes over storm-water drains and the work was carried out departmentally as under:—

10 manholes were provided at	Parsi Bazar Street.
7 do.	Banian Street.
10 do.	Pinjrapole Road.
1 do.	Wellington Street.
6 do.	Kolbhat Street.

The total certified expenditure upto the end of the year amounted to Rs. 2,208-9-0.

**Alterations to Drains.**

18. Ninety-three small works of repairs and alterations to drains and gutters were carried out departmentally. The total certified expenditure upto the end of the year amounted to Rs. 17,403-11-5.

19. The work of renewing manhole frames and covers, gratings and vent-shafts was also carried out departmentally during the year at a total cost of Rs. 6,191-9-5.

20. No damage of any kind was done either to the sea walls or to the Biological Installation in connection with the Malabar Hill Sectional Sewerage works during the last rains.

21. The large storm-water drains in Reay Road, Connaught Road, Parel Road and Supari Baug Road worked satisfactorily during the year.

22. There are about 141.74 miles of pipe sewers and the systematic cleaning of these sewers was carried out throughout the fair season. Double disc and cleaning rods were passed through 112.32 miles of these sewers and the silt removed therefrom amounted to 4,022.69 tons or 101,984 c. ft.

23. There are 16.83 miles of main ovoid sewers including the duplication. Scrapers were passed through 13.73 miles of these sewers and the silt removed therefrom amounted to 236.89 tons or 6,030 c. ft.

24. There are about 194.05 miles of storm-water drains out of which 21.84 miles were cleaned and 9,503.66 tons or 240,937.95 cubic feet of silt removed therefrom.

25. An extra grant of Rs. 34,000 for cleaning storm-water drains, water-courses and ovoid sewers was provided for in the Budget for the year under report and the work of cleaning large storm-water drains, water-courses and ovoid sewers was done at the following places:—

(a) Storm-water drains in Clerk Road, Erskine Road, Falkland Road, Argyle Road, Clive Road, Ballard Pier, Sankli Street, Morland Road, Lamington Road, Arthur Road, Ripon Road, Grant Road, Khetwady 10th Lane, Islampura Street, Khetwady Main Road, C.P. Tank Road, 1st Pinjrapole Street, Beach Road, Frere Road, Parel, Bhendi Bazar, Byculla Station Road, Milk Street and Tank Pakhadi Road were cleaned at a total cost of Rs. 24,654-1-0.

(b) Water-courses in Anjirwadi, DeLisle Road, Dadar Road, Currey Road, Kharwa Wadi, Naigaum Road, Arthur Road, Tardeo Flats, Nepean Sea Road, Warden Road, Haines Road, Elphinstone Road, Carroll Road, Narayan Dabholkar Road, Sewri Cemetery, Mahim Road, Queen's Road and Tulsi Pipe Line Road were cleaned at a total cost of Rs. 3,319-10-0.

(c) The work of cleaning ovoid sewers was carried out at a total cost of Rs. 5,866-10-0.

26. There are 32 catchpits on pipe sewers and 9 on main sewers. The silt removed therefrom during the year amounted to 3,037.80 tons or 77,014.84 cubic feet.

27. There are 341 underground flushing chambers to flush pipe sewers and 709 vent-shafts to ventilate the sewers.

28. The work of cleaning open main drains at Worli was carried out departmentally at a total cost of Rs. 4,948-6-6 out of the grant of Rs. 5,000 provided for the purpose and the silt removed therefrom amounted to 22,483.33 tons or 570,000 cubic feet.

29. The expenditure on the maintenance and upkeep of the open main drains and the Low-Level Channels amounted to Rs. 4,340-12-0 against the grant of Rs. 4,500 provided for the purpose.

30. A provision of Rs. 8,000 having been made in the Budget for cleaning the Low-Level Channels, the work was carried out during the year at a total cost of Rs. 7,735-3-0 and the silt removed therefrom amounted to 25,907.30 tons or 656,805 cubic feet.

31. The work of constructing relieving arches for strengthening the old main drain at Falkland Road was carried out departmentally and completed during the year upto the limit of the funds provided in the Budget. The total certified expenditure upto the end of the year amounted to Rs. 4,919-4-0.

32. The Chief Engineer, Back Bay Reclamation, having paid the deposit for the work of constructing storm water drains between Mayo Road and Churchgate Station, tenders for the work were invited and the lowest tender of Mr. R. K. Vijan was accepted by the Standing Committee under their Resolution No. 71, dated 3rd April 1929. The work was completed at a total cost of Rs. 26,106-8-0.

#### Ejectors.

33. The ejectors worked fairly well during the year. There was, however, heavy surcharging of the sewers in practically all the ejector districts, particularly at Colaba, Warden Road and Nepean Sea Road districts, where the ejectors were not able to fully cope with the sewage owing partly to the increased water supply and mainly to the fact that these ejectors were installed some 36 years back and the population has outgrown all reasonable expectations.

#### Sluices, etc.

34. There are 14 existing sluices for the storm-water outfalls and 24 fair weather connections which were maintained in working order during the year.

#### Latrines, Urinals and Night-soil Depots.

35. The following six works of constructing latrines and urinals were carried out departmentally at the cost noted against each :—

	Rs.	s.	p.
1. Constructing a combined structure of a two-seated W.C. and a urinal at the Purbhadevi stables .. .. .	1,488	9	0
2. Providing two additional privies at Haines Road Cemetery No. 63.. .. .	735	3	0
3. Providing a four-seated galvanized sheet iron privy block for Asphalt Cooli Lines at Love Grove .. .. .	882	0	0
4. Providing one European pattern W.C. with a wash-basin at Love Grove .. .. .	376	11	0
5. Providing a two-seated W.C. and a washing-place in the Bandra Slaughter House compound .. .. .	352	3	0
6. Providing 6-seated privies on basket system at different places in Gowari Village .. .. .	1,193	15	6

#### Conversion of existing Privies on the Basket System into Water-Closets on the Full Flushing System.

36. Under their Resolution No. 2087, dated 14th June 1927, the Corporation having approved of the above scheme, necessary action was taken against the house-owners, and 10,398 privy seats were converted into water-closets on the full flushing system upto the close of the year.

#### Street and House Connections.

37. The street portions of the house drain connection works in the city were carried out departmentally. During the year 179 sullage connections were made and the certified expenditure upto the end of the year amounted to Rs. 17,429-14-3. These connections served 342 premises, all of which are drained on closed system. In addition to the above, 56 storm-water connections were made and the total certified expenditure upto the end of the year amounted to Rs. 6,824-11-11.

38. About 217 estimates and 91 plans were prepared for the issue of notices under Sections 230, 231, 238 and 244 of the Municipal Act.

#### Miscellaneous.

39. Works to the extent of Rs. 1,71,559-9-0 including repairs and alterations to and cleaning of sewers and drains generally, making minor additions thereto, &c., as also all new drainage works provided for in the Budget for 1929-30 were carried out departmentally during the year.

40. 2,681 notices were issued under different sections of the Municipal Act against the owners of premises for remedying the defects in the drainage arrangements.

41. 690 summonses were issued for not complying with the requisitions.

42. Fines amounting to Rs. 1,532-9-3 were inflicted on the owners of premises for non-compliance with the requisitions.

"A."

*Works done by Contract during the year 1929-30.*

Serial No.	Names of Works.	Names of contractors and Standing Committee Resolution No.	Contract amount.		Contract date of completion.	Actual date of completion.	Remarks as regards progress.
			Rs.	dec.			
1	Constructing an ovoid sewer in Sydenham Road from 385 ft. south of Masjid Bunder Road to Janjiker Street and in a small portion near Carnac Road.	Messrs. Tejoo Kaya & Co., No. 6487 of 17th October 1928.	89,918.77		20th May 1929 ..	13th May 1929 ..	Works completed. Accounts adjusted.
2	Constructing an ovoid sewer in a portion of Trimbak Parashram Street from its Junction with Grant Road to 650 ft. southwards.	Mr. Vithal Sayana, No. 5945 of 2nd October 1929.	67,828.53		3rd June 1930 ..	18th April 1930 ..	Work completed. Accounts to be adjusted.
3	Constructing an ovoid sewer in Sandhurst Road from its Junction with Falkland Road to 600 ft. Eastwards.	Mr. Narayan Vithal, No. 6154 of 9th October 1929.	59,491.69		3rd May 1930 ..	21st April 1930. ..	Do. do.
4	Constructing an ovoid sewer in portions of Bhendi Bazar Road and Sandhurst Road (570 ft. in length) from Sydenham Road and Bhendi Bazar Road Junction to 140 ft. west of Bhendi Bazar and Sandhurst Road Junction.	Mr. Vithal Sayana, No. 5946 of 2nd October 1929.	59,599.55		3rd May 1930 ..	....	Work is nearing completion.
5	Covering up the water-course at DeLisle Road	Mr. Chandi Shah Obhroy, No. 7155 of 13th November 1929.	13,304.16		16th January 1930.	13th January 1930.	Work completed. Accounts to be adjusted.
6	Constructing a storm water drain in lieu of the existing water-course passing through the property of Khatri E. H. Arat at DeLisle Road and filling up the existing water-course.	Messrs. Gannon Dunkerley & Co., Ltd., No. 7614 of 27th November 1929.	9,429.71		23rd February 1930	.....	Work in municipal limit has been carried out.

## MECHANICAL BRANCH.

### Municipal Workshops.

43. The total expenditure incurred during the year for works executed at the Municipal Workshops aggregated Rs. 3,74,191-2-2 as under :—

	Rs.	a.	p.
For Departmental Works .. .. .	2,63,038	4	7
For Establishment, &c., charges—			
(a) Shop .. .. .	37,770	2	10
(b) Office .. .. .	73,382	10	9
Total Rupees ..	3,74,191	2	2

44. The total amount of bills preferred by the Workshops during the year 1929-30 aggregated Rs. 3,41,139-15-0 as under :—

	Rs.	a.	p.
Amount chargeable on different jobs during the year .. .. .	3,41,971	10	1
Add—Amount of incomplete jobs at the beginning of the year ..	10,815	13	2
	3,52,787	7	3
Deduct—Amount of incomplete jobs at the end of the year .. .. .	11,647	8	3
Total amount of bills preferred by the Workshops during the year 1929-30 .. .. .	3,41,139	15	0

45. The working of the shops resulted in a loss of Rs. 28,649-2-7 as under :—

The actual charges are as follows :—

	Rs.	a.	p.	Rs.	a.	p.
General working of the shops (Establishment, &c., charges) .. .. .	1,11,152	13	7	....		
Amount of supervision, &c., charges by charging fixed percentage of 50 per cent. on the cost of labour required for works executed at the shops .. .. .	....			78,774	9	6
Profit on account of hire of pumping plant to private parties .. .. .	....			158	12	0
Profit on account of sale of coal ashes and unserviceable stores .. .. .	....			3,570	5	6
Net deficit in the working of the shops .. .. .	....			28,649	2	7
	1,11,152	13	7	1,11,152	13	7

46. The Mechanical Department continued keeping in repair all the Municipal Mechanical and Electrical plants, also various Municipal Electrical Installations.

47. The Supervising Staff in the Mechanical Department has now been reduced by 2 posts consisting of the Motor Foreman and the Shop Foreman.

48. The following comparative statement shows the turnover and loss during the last three years :—

Year.	Turnover.	Loss.
1927-28 .. .. .	Rs. 3,81,215	Rs. 27,686
1928-29 .. .. .	,, 3,78,943	,, 21,327
1929-30 .. .. .	,, 3,74,191	,, 28,649

49. Owing to the reduction in Capital and Departmental Works, the turnover continues to decrease annually.



50. The centralisation of the Motor Transport has been put into operation and the question of garaging the lorries at a Central Depot is being considered.

#### **Love Grove Pumping and Compressor Stations. Love Grove Pumping Station.**

51. As in previous years practically the whole of the sewage at Love Grove is dealt with by the two electrically driven pumps. Occasionally the steam plant is operated during the period of peakloads in the morning and evening whilst during the night the electrically driven pumps are entirely closed down for one or two hours when the steam pumps are again brought into operation. During the monsoon period both the plants were in constant operation. The question regarding the installation of additional plant to ensure a free out-let for the sewage at all times is now being considered.

52. Owing to the failure of the monsoon in the Tansa District the supply of water brought into the City has been considerably reduced which has resulted in a decreased quantity of sewage at Love Grove.

53. The coal consumed during the year was 2,700 tons 1 cwt. 1 qr. 23 lbs.

54. Bengal coal was used throughout the year, the cost per ton being Rs. 16-4-0. The coal was purchased on a guaranteed calorific basis of 7,000 calories for 1 lb. of coal.

55. The screening plant and dredgers continue to be maintained in a good condition. Attention however is again drawn to the inadequacy of the detritus chamber which was designed to deal with a very much smaller quantity of sewage than it is being called upon to do. This results in a considerable quantity of detritus passing through the pumps, which causes excessive abrasion to the moving parts and wear on the chains, screen, &c.

56. In view of the distance the detritus has to be removed, it is necessary to continue the use of additional labour for its removal whilst at times motor lorries have to be engaged to transport accumulations.

57. The average height of the sewage in the detritus chamber was 5'-11" and the amount of detritus removed was 6,777 tons 5 cwts.

58. The amount of sewage pumped at present is approximately 44 million gallons per day which is considerably less than what was dealt with previously.

59. As in previous monsoons the practice was continued of allowing storm-water from the channel to be pumped when conditions were favourable. This resulted in a diminished amount of flooding in the low-lying areas of the City during the monsoon period.

#### **Electric Pumping Station.**

60. The Electric Pumping Station, installed in July 1924, has continued to run with its usual reliability. The number of units consumed during the year amounted to 3,044,300, the total cost being Rs. 1,28,743 against 3,128,300 units consumed at a total cost of Rs. 1,41,751-1-6 during the previous year.

61. Current for the Electric pumps was obtained from the Tata-Hydro Electric Power Supply Co., at the rate of 0.65 anna per unit. A new Agreement for maintenance of the plant has been entered into with the same Company at a reduced rate.

62. The flooding in the Warden Road area will be eliminated when the new low level sewer in this district is completed.

#### **Love Grove Compressor Station.**

63. For over 30 years the steam driven air compressors at Love Grove have continued to run for 24 hours daily. This plant is obviously obsolete and cannot be relied on for many years longer. As the new drainage scheme is put in hand, the demand made on this station will gradually diminish.

64. The coal consumed in the compressor station amounted to a total of 7,841 tons 10 cwts.

65. Owing to the ejectors being overworked, the steam compressor station continues to run with a very small margin of safety.

66. The new quarters for the Engineers and the chawls for the menial staff at Love Grove have been maintained in good condition. Several of the plots in the garden are being attended to by the men themselves.

#### Storm Water Gates.

67. The maintenance of these gates continues to be an expensive item which will have to be faced until such time as the Scheme for the disposal of storm-water is adopted.

#### Ejector Stations.

68. It has been found necessary to maintain a high pressure in order to convey the necessary amount of air through mains which are now too small to meet the demand made on them.

69. A further portion of the sealed sewage main at Tulse Pipe has been renewed during the year.

#### Colaba Air Compressor Station.

70. The electrical service at Colaba has proved to be reliable as in no case has any trouble been experienced through failure of supply.

71. The population at Colaba continues to increase owing to the large number of buildings which are being erected by private enterprise and the Military Authorities. An additional sealed sewage main and also air main were laid during the course of the year between Kittridge Road and Wellington Fountain and brought into use in October 1929. This has resulted in removing the surcharging in the district.

72. The new air compressor installed in Colaba Station has worked effectively and few complaints are now received.

73. A further proposal to increase the air and sealed sewage mains in the Roberts Road District is being put forward.

74. During the year 521,384 units were consumed at a total cost of Rs. 25,590-12-9.

75. The total quantity of sewage pumped in the Colaba District during the year is as follows :—

Ejector No. 1 Colaba	..	..	..	..	..	211,120,000 gallons.
.. .. 2 ..	..	..	..	..	..	206,035,000 ..
.. .. 3 ..	..	..	..	..	..	216,527,000 ..
.. .. 4 ..	..	..	..	..	..	104,413,000 ..
.. .. 5 ..	..	..	..	..	..	48,128,500 ..
Total gallons					..	786,223,500

76. Since the new sealed sewage main has been installed none of the bursts which proved so troublesome in the past has been experienced.

#### Bhandarwada and Arthur Road Air Compressor Stations.

77. The compressors at Arthur Road and Bhandarwada continue to work satisfactorily. A complete overhaul of the latter is being taken in hand.

#### Auxiliary Air Compressor Station at Mahaluxmi.

78. The auxiliary air compressor station at Mahaluxmi has continued in operation during the year.

79. The Warden Road ejector will be abolished on the completion of the new sewer in this district.

80. The pumps at Elphinstone Road installed during the year have proved satisfactory as no complaints of surcharging have been received since they are put into operation.

### Inspection Motor Cars.

81. The two new Wolseley Saloon Cars used by the Municipal Commissioner and the Health Officer have given satisfactory service.

### Inspection of Factories, Workshops and Workplaces.

Ward.	New proposals for Permits and Licenses.		Recommended Permits and Licenses.		Factories working without Permits.	Nuisance cases.	Notices issued under Section 302
	Permits.	Licenses.	Permits.	Licenses.			
A	29	4	29	4	Nil.	6	Nil.
B	31	11	31	11	Nil.	3	Nil.
C	90	88	90	88	1	9	1
D	77	64	77	64	2	6	Nil.
E	115	90	115	90	1	10	1
F	45	10	45	10	Nil.	2	1
G	32	5	32	5	Nil.	Nil.	1
Total ..	419	272	419	272	4	36	4

82. The total number of permit and license cases inspected and disposed of during the year 1929-30 was 691.

83. The nuisance cases were attended to and necessary steps taken in the case of factories reported to be working without permits. Actions under Sec. 392 of the Municipal Act were taken against the proprietors of the factories in cases wherever the requirements were infringed.

84. The total number of cases inspected during the year 1929-30 was 735.

85. Each factory, workshop and workplace was inspected more than three times.

### Road Department.

86. The Stone Crushers at Nowroji Hill and Sewri continued to work satisfactorily throughout the year. Rubble stone required for the Nowroji Hill Crusher was purchased from the Bombay Improvement Trust at the same rate as last year, viz., Rs. 8 per brass, delivered close to our Crusher. The rubble for Sewri Crusher was purchased under a contract from Messrs. Teju Kaya and Company at the rate of Rs. 7-13-0 per brass.

87. The Tar Macadam Mixer at Nowroji Hill was working throughout the year.

88. The Tar Mixer at Love Grove was closed during the year and the question of its disposal is under consideration.

89. The following is the statement of accounts of the working of these plants :—

Particulars.	Income.	Expenditures.	Difference.
	Rs. a. p.	Rs. a. p.	Rs. a. p.
1. Sewri Crusher .. .. .	79,472 10 0	74,677 5 10	4,795 4 2
2. Nowroji Hill Crusher .. .. .			
3. Tar Macadam Plant at Nowroji Hill .. .. .	34,437 12 5	32,492 11 1	1,945 1 4
4. Do. at Love Grove .. .. .			

### Improvement of Private Streets.

90. Action under Section 305 of the Municipal Act was taken in respect of 45 private streets and the following streets were declared public under Section 306 of the Municipal Act during the year 1929-30.

Names of the streets.		Area in sq. ft.
1.	Private street known as Sankli Street 3rd Cross Lane .. .. .	12,120
2.	Do. off Colaba Causeway .. .. .	22,000
3.	Do. at Carroll Road between house No. 27-A and Tulsi Pipe Line Road .. .. .	26,582
4.	Do. off Bhandarwada Road .. .. .	1,648
5.	Do. known as Sonapur 1st Cross Lane .. .. .	2,160
6.	Do. off DeLisle Road (G Ward) .. .. .	5,817
7.	Do. known as Falkland Road 6th Cross Lane .. .. .	4,630
Total ..		74,957

This represents a length of 2,332 feet or nearly  $\frac{1}{2}$  a mile.

91. Recoveries of expenditure from the house-owners were in progress. In 7 new cases claims amounting to Rs. 10,618-9-8 were declared "improvement expenses" with the sanction of the Corporation under Section 494 of the Municipal Act and steps are being taken to effect recoveries from tenants of properties concerned under the provisions of Sections 495 and 496 of the Municipal Act.

92. In 24 cases references under Section 503 of the Municipal Act were filed in the Small Causes Court, out of which decrees have been obtained in 6 cases, and 18 are pending in the Court at the close of the year.

93. The expenditure incurred on the improvement of private streets during the year under report amounted to Rs. 38,847-11-6 and the total recoveries made from house-owners during the year under review for the improvements carried out during previous years amounted to Rs. 51,183-4-9.

94. The following roads and footpaths were taken over from the Bombay Improvement Trust and the Bombay Port Trust.

### Footpaths taken over.

No.	Name of Road.	Length in R. ft.	Area in Sq. ft.
1	Footpaths along Parel Road .. .. .	3,723.92	34,195.49
2	Footpath along Jackeria Bunder Road north of Reay Road .. .. .	2,714.00	36,177.62
3	Footpath along King's Way .. .. .	1,937.58	35,346.96
4	Footpath along King Edward Road .. .. .	111.75	1,676.25
5	Footpath along Government Gate Road .. .. .	825.00	6,499.95
6	Footpath along Parel Chawl Road .. .. .	58.50	878.08
7	Footpath along DeLisle Road Cross Lane .. .. .	470.25	4,702.50
8	Footpath along Road No. 2, Dadar Road .. .. .	314.67	4,444.38
9	Footpath along Road No. 9 and 4 King's Way .. .. .	348.37	4,159.19
10	Footpath along Queen's Road, Mathew Road Estate, Section 27 .. .. .	243.00	2,499.35
11	Footpath along Roads No. 19, 22, 10, 10/A, 19/B, 19/C, 23, 24, 28, 29, 7, 16/D, 56, 14/A, 45, 43, 50, 26/A, 47, 40, 48, 38, 42, 37, 35 and 44 .. .. .	10,288.02	99,419.47
12	Footpath along King Edward Road .. .. .	833.00	12,267.00
13	Central Reservation from Poibavdi Junction to Hospital Avenue .. .. .	2,779.25	10,053.00
14	Footpath along 40' road west of Sewri Station .. .. .	1,200.00	9,594.00
15	Footpath along the Eastern edge of Chawl No. 13 to 14 and Foras Road .. .. .	2,454.00	30,307.50
16	Footpath (eastern) along Suparibag Road, Lal Bag Junction to Road No. 4/A .. .. .	4,979.30	41,886.00
Total ..		33,280.61	4,23,106.74

The total length of footpaths taken over is 6.30 miles.

**Roads taken over.**

No.	Name of Road.	Length in r. ft.	Area in sq. ft.
1	Government Gate Road (from King Edward Road to Parel Back Road)	808.50	21,559.95
2	Suparibag Road (Scheme No. 47 northern boundary)	4,766.00	1,53,353.74
3	A passage branching off from King's Way between Dadar Road and King's Way	57.33	1,390.33
4	Road No. 51 between Road No. 16 and Sir Bhalchandra Road	536.67	10,733.40
5	Road No. 52 do.	544.00	10,880.00
6	Road No. 53 do.	547.17	10,943.40
7	Road No. 54 do.	524.25	13,630.50
8	Road No. 34 between King's Circle and Matunga Road	410.00	8,200.00
9	Road No. 33 between King's Circle and junction with Road No. 34	27.00	432.00
10	Road No. 3 between Sir Bhalchandra Road and Road No. 16	636.42	12,728.33
11	Road No. 4 do.	678.00	13,560.00
12	Road No. 15/A do.	225.17	4,503.34
13	Road No. 15/B do.	223.67	4,473.40
14	Port Trust Road from Old Sewri Road junction to the Development Department Road, west of Sewri Station	970.00	25,869.90
15	Suparibag Road (Poibavdi junction to Lal Bag)	4,766.00	153,351.00
16	Tilak Road (south-west Quadrant)	255.67	12,501.00
17	Road west of Sewri Station	600.00	14,400.00
	Total	16,575.85	4,72,510.29

SERVANTS OF INDIA SOCIETY  
BRANCH LIBRARY  
BOMBAY

The total length of roads taken over is 3.13 miles.

**Street widening consequent upon the adding of set-backs.**

95. About 4,396 53 square yards of land were added to the roads as set-backs in different wards of the City and expenditure incurred on this work amounted to Rs. 39,525. This includes the cost of such incidental works as shifting of tram-poles, electric cables, etc., which came in the middle of set-backs.

**Road Repairs and Maintenance.**

96. The area of water bound macadam roads repaired and maintained during the year and the expenditure incurred thereon is given below:—

Kind of work.	Area in sq. ft.	Cost.
Resurfacing with 3" consolidated metal	6,68,852	Lakhs. 66,822.31
Patch repairs	28,72,008	1,41,339.53
Maintenance of kutchra footpaths	....	Rs. s. p. 6,224 14 8
Maintenance of roadside trees	....	12,942 14 7

97. The average rate of repairing water bound roads worked out to Rs. 9-15-10 per 100 square feet against Rs. 10-10-1 of the last year.

**Motor Traction.**

98. During the year 1929-30 the motor lorries of the Transport Department travelled 1,09,344 miles.

99. All these lorries are charged to the various Departments at the rate of annas eleven per lorry per mile *i.e.*, one anna less than previous year and Rs. 3-8-0 per load from any Municipal quarry to any part of the City.

100. Lorries were also supplied to the Social Welfare Committee for carrying children, etc., and charged at the departmental rate.

101. As a special case, the lorries were charged at the rate of annas eight per lorry per mile for hauling asphalt materials to Kasheli Bridge.

102. Several of these lorries which have passed their profitable life and have been paid for by depreciation, ran satisfactorily.

103. Several of the lorries have now been disposed of and proposals to replace these will be made in the next budget.

104. The above figures do not include the ambulances, Health and Water Department lorries and meat vans, which are run departmentally.

**Steam Rollers.**

105. Out of the 37 steam rollers in the possession of this Department, excluding the four transferred to the Works Branch, 36 continued to work satisfactorily.

106. One of the rollers being old and irreparable is proposed to be scrapped.

**Capital Roads and Footpaths.**

107. In accordance with the programme sanctioned under Corporation Resolution No. 633 of 25th April 1927 and No. 7300 of 17th October 1927, the following roads were laid with permanent construction :—

Name of Road.	Name of contractor for laying concrete foundation.	Area in sq. yds.	Total expenditure incurred upto 28-2-30.	Rate per sq. yd.	REMARKS.
			Rs.		
	<i>3" sheet asphalt on existing concrete.</i>				
(1) Masjid Bunder Road (Nagdevi Street to Dongri Street).	Departmentally	4,651	34,491	7.41	Work completed.
	<i>3" sheet asphalt on 4" cement concrete foundation.</i>				
(2) Sandhurst Road (Golpitha to Charni Road).	Mr. K. G. Kermani.	8,145	84,149	10.33	Do.
(3) DeLisle Road, (Haines Road to Clerk Road).	The Bombay Engineering Co.	6,588	58,355	8.86	Do.
	<i>3" sheet asphalt on 6" cement concrete foundation.</i>				
(4) Charni Road, (Sandhurst Road to Grant Road.)	The Bombay Engineering Co.	3,716	42,657	11.48	Do.
(5) Balaram Street	Messrs. Rasulji Rajbhoy & Co.	1,466	16,584	11.31	Do.
(6) Haines Road (DeLisle Road to Jacob Circle).	Messrs. Raoji Sojpal & Co.	15,554	95,108	..	The work of laying sheet asphalt along Haines Road between DeLisle Road and Jacob Circle has been completed and the work of making concrete road as per C.R. No. 6629 of 24th October 1929 on the portion of Haines Road between Jacob Circle and level crossing was in progress.
(7) Lamington Road, (Arthur Road to Jetha Street).	Messrs. A. E. Cooper & Co.	8,462	83,654	9.89	Work completed.
(8) Morland Road (Bellasis Road to Ripon Road.)	Messrs. Rasulji Rajbhoy & Co.	9,935	1,00,153	10.18	Do.
(9) Clare Road junction, Sankli Street and Haines Road.	Messrs. Ramchandra Hormusji & Co.	2,258	22,564	9.99	Do.
(10) Junction of Grant Road and Falkland Road.	Departmentally.	198	2,098	10.60	Do.

**Foot-paths.**

108. The following foot-paths were taken up for pavement with Shahabad stone slabs on 4" lime concrete.

Name of the Road.	Area in sq. ft.	Amount.
Musjid Bunder Road .. . . .	2,516	Rs. a. p. 13,435 7 0
Mumbadevi .. .. .	12,500	
Fanaswadi .. .. .	1,300	
Falkland Road .. .. .	3,104	

**Road Excavation.**

109. The following lengths of trenches in roads were opened by various Departments and Utility Companies.

	R. ft.
1. Water Department .. .. .	45,681
2. Drainage Department .. .. .	24,989
3. Bombay Gas Co. .. .. .	29,137
4. Bombay Telephone Co. .. .. .	13,003
5. B. E. S. & Tramways Co. .. .. .	5,312
6. Government Telegraph Dept. .. .. .	246
7. Miscellaneous agencies .. .. .	10,977
Total .. .	1,29,345

This is equivalent to 24.5 miles out of the total of 220 miles of roads in the City.

110. These excavations were repaired by this Department at the cost of the department or parties concerned. The total cost of the works including that of other departmental and private works carried out by this Department amounted to Rs. 5,92,749.

111. Action under Section 322 (c) of the Municipal Act was taken by this Department to prevent unauthorized occupation of roads with building materials. About 567 notices were served for contravening the provisions of this Section.

112. About 875 bills were prepared for recovery of fees for occupation of roads with building materials or scaffolding and the fees recovered amounted to Rs. 19,333.

113. In addition to the above bills about 1,220 monthly bills and 140 yearly bills were prepared for recovery of ground rent in respect of temporary letting of roadside lands or parts of foot-paths for erection of petrol tanks, pumps and other miscellaneous occupations and the rents recovered in this respect amounted to Rs. 31,660. This is exclusive of the rent for tramway-tracks and the way leave in respect of telephone wires.

**Road Watering.**

114. All water bound macadam roads were watered twice a day and the expenditure incurred thereon amounted to Rs. 38,220.

**Dust Preventive Measures.**

115. Road surfaces comprising an area of 33,450 s. ft. were treated with asphalt macadam and roads comprising an area of 54,11,833 s. ft. surface dressed with "Spramex" and "Asphaltum."

116. The average rate for asphalt macadam and surface dressing with asphalt worked out to Rs. 21-1-4 and Rs. 6-6-5 per 100 sq. ft. respectively.

117. The total expenditure incurred in carrying out these operations amounted to Rs. 3,55,976.

118. The following quantities of materials were purchased for the above works during the year :—

**Asphalt for surface dressing of roads.**

Ton. cwt. qr. lb.						
800	10	2	17	of Spramex from the Burmah-Shell Oil Storage and Distributing Co., of India, Ltd. . . . . @	Rs. 106-14-0	per ton.
173	3	0	4	of Spramex from do. . . . . " " "	112- 0-0	" "
172	8	2	24	of Asphaltum from the Standard Oil Company of New York . . . . . " " "	112-0-0	" "

**Cold Asphalt Emulsion.**

Ton. cwt. qr. lb.						
191	19	0	27	" T.P.C." from Messrs. McKenzies Ltd. . . . . @	Rs. 138	per ton.
97	9	0	16	" Colas " from the Burmah-Shell Oil Storage & Distributing Co., of India, Ltd. . . . . @	" 141	" "

**Special Purchases.**

10 tons from the Standard Oil Company of New York of 128 grade Asphalt at Rs. 124 per ton (Standing Committee Resolution No. 1523 of 15th May 1929).

734 tons of " T.R.A. " and 96 tons of Flux from the Trinidad Lake Asphalt Operating Company. Total value Rs. 1,08,748-9-0 (authority Standing Committee Resolution No. 3874 of 31st July 1929).

**Road Materials Purchased During the Year.**

Name of material.	Quantity.	Rate.	Per.	Amount.	Name of Supplier.
1	2	3	4	5	6
		Rs. a. p.		Rs. a. p.	
Metal . . . . .	5,43,713 c. ft.	12 0 0	100 c. ft.	65,245 9 0	Mr. Enus Kondaji.
Sand (black) . . . . .	3,19,058 "	13 9 0	" "	43,272 3 10	Messrs. Raoji Sojpal & Co.
Rubble for Nowroji Hill Crusher.	1,04,899 "	8 0 0	" "	8,391 14 9	The Executive Engineer, In-charge Southern Div., C. I. Trust.
Do. for Sewri Crusher . . . . .	2,32,856 "	7 13 0	" "	18,191 14 0	Messrs. Tejoo Kaya & Co.
Do. for A to G Wards . . . . .	14,044 "	14 0 0	" "	1,887 8 2	*Messrs. Tejoo Kaya & Co.
Lime, fresh (Andheri) . . . . .	19,554 "	36 0 0	" "	6,757 14 9	
Sett-stones 6" to 9" x 4" x 6" . . . . .	31,350 Nos.	10 8 0	100 Nos.	3,197 11 2	
Lime mortar . . . . .	1,354 c. ft.	37 0 0	100 c. ft.	475 10 11	
Table-stone, medium, dressed 18" x 12" x 4" . . . . .	3,779 Nos.	65 0 0	100 Nos.	2,358 1 6	
Kerbstone . . . . .	5,142 r. ft.	85 0 0	100 r. ft.	4,195 12 11	
Shahabad stones 3" . . . . .	45,984 s. ft.	28 0 0	100 s. ft.	12,360 8 3	
Do. 2" . . . . .	7,963 "	20 0 0	" "	152 14 4	
Stones for paving 15" x 12" x 6" . . . . .	349 r. ft.	45 0 0	100 r. ft.	156 12 4	
Boundary stones . . . . .	204 c. ft.	2 12 0	c. ft.	538 9 5	
Bricks, mats, bamboos, rafters, etc. . . . .	....	..	..	3,701 4 8	
Sett-stones . . . . .	74,962 Nos.	10 12 0	100 Nos.	8,058 6 7	Mr. Enus Kondaji.
Coke . . . . .	1,802 14 Ton. cwt.	25 0 0	Ton.	45,067 8 0	Bombay Gas Co.
Coal Tar . . . . .	96 1 10 Ton cw. gal.	4 8 0	cwt.	8,638 8 0	Do.
			Total ..	232,657 12 7	

\* The actual rates for materials bracketted in the foregoing statement are 4 per cent. below the rates quoted in Col. 3.



### Roadside Trees.

119. About 920 trees of different species were planted on different roads in the City. Of this number 134 were planted on freshly prepared pits in several newly widened roads and the remaining were planted in the existing avenues in place of casualties due to various causes. The young trees were obtained from the Road Department Nursery at Siri Road where there are nearly 1,000 seedlings of different species in stock. The total cost of planting trees amounted to Rs. 2,517-4-3.

120. 18 benches were purchased at a total cost of Rs. 477.

### Tramways.

121. During the year under report, no additional tramway tracks were laid by the B. E. S. and Tramways Company.

122. In accordance with Corporation Resolution No. 4313 of 7th October 1915, the following information regarding the rolling stock has been obtained from the B. E. S. and Tramways Company for the year under report:—

Q.—The number of cars running in the City, classified according to the different types with the total carrying capacity of each.	A.—277 units consisting of:—
	58 double deck bogies, each seating 104 passengers.
	1 double deck bogie, each seating 100 passengers.
	9 Bogie trains each seating 98 passengers.
	39 Bogie trains, each seating 94 passengers.
	6 Single trucks, each seating 32 passengers.
	15 Single trucks, double deck, each seating 64 passengers.
	98 Single trucks trains, each seating 78 passengers.
	51 Single trucks trains, each seating 70 passengers.
Total ..	277.

123. During the year 3 tramway shelters were erected by the B. E. S. and Tramways Company at the J. J. Hospital, Fort, Market and Pydhonie.

### Street Lighting.

124. During the year under report, the street lighting was done by 6,839 gas lamps, 1,311 electric lamps, 248 (Bannister) Incandescent kerosene oil lamps and 20 kerosene oil lamps.

The amount spent on each for the year is given as under:—

	Rs.
Gas lamps .. .. .	6,24,951
Electric lamps .. .. .	2,64,587
“Bannister” (Incandescent kerosene oil) lamps ..	87,957
Kerosene oil lamps .. .. .	846
Total ..	9,78,341

125. A sum of Rs. 6,716 was spent on erecting new lamps to improve the lighting arrangement and to increase the candle power of the existing gas lamps by means of “Conversion Sets.” The total expenditure of lighting amounts to Rs. 10,34,233.

126. New electric and gas lamps as shown below were provided on the following roads :—

**Electric Lamps.**

Junction of Ballard Road and Mint Road .. ..	1500 C.P.
Dadar Gully and Bhawanishankar Cross Lane .. ..	13—40 Watt.
Eastern Avenue .. .. .	8—300 "
Junction of King's Way and Tilak Road .. ..	4—300 "
Sydenham Road .. .. .	8—300 "
Mahaluxmi Overbridge .. .. .	14—300 "
Do. .. .. .	6—100 "

**Gas Lamps.**

160 C.P. Mahim Fort Street .. .. .	1—2-lt. Hexagonal.
160 " French Bridge .. .. .	1—2-lt. "
160 " Nicol Road .. .. .	1—2-lt. Littleton.
80 " Dana Bazar, Mahim .. .. .	5—1-lt. "
160 " Private Street off DeLisle Road .. .. .	3—2-lt. "
160 " 1st Sonapur Street .. .. .	3—2-lt. "
160 " Falkland Road 2nd X Lane .. .. .	4—2-lt. "
160 " " " 9th " .. .. .	3—2-lt. "
160 " Sorab Bharucha Road .. .. .	7—2-lt. "
160 " D. M. Estate Road No. 34 .. .. .	3—2-lt. Hexagonal.
160 " Do. do. No. 4 .. .. .	5—2-lt. "
160 " Do. do. No. 3 .. .. .	3—2-lt. "
160 " New Government Gate Road .. .. .	6—2-lt. "
160 " DeLisle Road Cross Lane .. .. .	4—2-lt. Littleton.
160 " Nowroji Hill Plot No. 4 .. .. .	4—2-lt. Hexagonal.
480 " Wadala-Matunga Road .. .. .	1—6-lt. Rochester.
480 " Tilak Road .. .. .	1—6-lt. "
60 " Play-ground, Lal Bang .. .. .	3—1-lt. Bombay.
160 " Sewri Station Road .. .. .	7—2-lt. Littleton.

127. The total candle power on roads as compared with that of the previous year is as given below :—

	1929-30.	1928-29.
Gas .. .. .	16,37,260	15,24,640
Electric .. .. .	5,09,560	5,08,500
" Bannister " .. .. .	99,000	97,500

128. During the year all the Bombay lamps, viz : 885 1-lt. and 255 2-lt. lamps were provided with 2-lt. and 4-lt. Conversion Sets.

129. The number of gas and electric lamps are given below :—

*Low Pressure.*

Hexagonal.					Bombay.			Littleton.					
2-lt.	3-lt.	4-lt.	24-lt.	Total.	2-lt.	4-lt.	Total.	1-lt.	2-lt.	3-lt.	4-lt.	5-lt.	Total.
3308	478	393	1	4,180	980	330	1,310	7	217	107	114	260	705

*Low Pressure High Power.*

## Rochester.

6-lt.	10-lt.	12-lt.	18-lt.	Total.
400	47	55	32	534

*High Pressure.*

300 C.P.	500 C.P.	1,000 C.P.	1,500 C. P.	3,000 C.P.	Total.
10	17	27	54	2	110

*Electric Lamps.*

Junction.					Street Lamps.								
Turtle Watt.	3-60 C.P.	250 C.P.	500 C.P.	1,000 C.P.	Total.	40 watt.	100 watt.	150 watt.	200 watt.	300 watt.	500 watt.	1,000 watt.	Total.
.1	42	113	22	178	178	13	55	1	289	746	21	8	1,133

130. The above statement of lamps includes lamps taken over from private streets when they were declared public, the Bombay Improvement Trust, the Bombay Development Department and the B. B. & C. I. Railway. Details of these lamps are as under :—

- (a) Private Streets . . . . . 20 2-lt. Littleton.  
 (b) Bombay Improvement Trust.

**(A) Gas.**

2-lt. Hexagonal.	1-lt. Bombay.	2-lt. Littleton.	6-lt. Rochester.	Total.
21	3	4	2	30

**(B) Electric.**

- Bombay Improvement Trust 20—300 Watt.  
 (c) Bombay Development Department.  
 40 ft. road at Sewri Station —7 2-lt. Littleton.  
 (d) B. B. & C. I. Railway.

**Electric.**

100 watt.	300 watt.	Total.
6	14	20

131. Eight "Bannister" lamps were replaced by electric lamps.

132. During the latter part of the year reduction in lighting was also effected on certain roads in the northern part of the City either by reducing the candle power of the lamps or by reducing the number of lamps.

133. The contract for street lighting with the Bombay Gas Company expired at the end of the year and steps were taken to renew it.

### Asphalt Plant.

134. During the year 1929-30 a length of 4.246 miles of roads covering an area of 86,883.93 square yards was asphalted. This, together with the roads laid in previous years, gives a total length of 26.661 miles covering an area of 5,66,906.21 square yards of asphalt pavement laid by the municipal plant upto 28th February 1930.

135. A length of 0.850 miles covering an area of 17,039.00 square yards was taken over from the Improvement Trust in this year. This, together with the roads taken over from that body in previous years, gives a total length of 8.986 miles covering an area of 2,98,641.15 square yards of Improvement Trust roads. The total mileage and area of asphalt roads in Bombay on 28th February 1930 is thus 35.647 miles and 8,65,547.36 square yards respectively, the details of the different methods being as follows:—

Agency.	3" sheet asphalt.		2" asphaltic concrete.		2½" mixed macadam.		Total.	
	Miles.	Area in sq. yds.	Miles.	Area in sq. yds.	Miles.	Area in sq. yds.	Miles.	Area in sq. yds.
Municipality ..	21.061	430,181.32	*2.174	†57,975.79	3.426	78,749.10	26.661	566,906.21
Improvement Trust	8.596	290,291.15	0.390	8,350.00	..	....	8.986	298,641.15
	29.657	720,472.47	2.564	66,325.79	3.426	78,749.10	35.647	865,547.36

\* 0.424 miles of this are laid out of Bombay.

† 5,975 square yards of this was laid on 4" Asphaltic Mixed Macadam base.

136. In addition to the above area 491.45 square yards were laid in the year for minor works and 3331.75 square yards for reinstatement of trenches taken by the various Utility Companies.

137. The total expenditure incurred during the year amounted to Rs. 4,75,593-4-11 and the value of materials on hand at the end of the year was Rs. 56,435-7-0. The actual expenditure was thus Rs. 4,19,157-13-11.

138. The rates sanctioned for the various methods during the year were as follows:—

Method.	Rate per sq. yard.
	Rs. a. p:
3' sheet asphalt (with T.R.A.) .. .. .	5 5 0
do. (with oil asphalt) .. .. .	4 9 0
2½" mixed macadam (with T.R.A.) .. .. .	4 0 0
Do. do. (with oil asphalt) .. .. .	3 10 0
2" asphaltic concrete .. .. .	4 0 0
3" patching with sheet asphalt .. .. .	10 0 0
2½" " with mixed macadam .. .. .	7 0 0
2" " " asphaltic concrete .. .. .	7 0 0
1" " " asphalt mixture .. .. .	5 0 0

139. The plant was closed during the monsoon for 114 days from 22nd June 1929 to 14th October 1929. Out of the remaining 251 days 33 were Sundays, 12 holidays and 200 working days. For the remaining six days no work could be done on account of intermittent rains.

140. The average area laid per day with the different methods was as follows :—

Method.	Length in miles.	Area in sq. yards.	No. of days.	Average per day.
3" sheet asphalt .. .. .	3.274	71,553.33	131½	544.13
2½" mixed macadam with ½" seal coat ..	0.548	3,380.60	16	584.78
On 4" Asphaltic Mixed Macadam base..				
2" asphaltic concrete .. .. .	0.424	5,975.00	10½	569.05
Minor works .. .. .	.....	491.45	2	245.72
Patching .. .. .	.....	3,331.75	40	166.59
		90,707.13	200	

141. During the year, half of Morland Road, covering an area of 5,292 93 square yards was laid with Mexphalte supplied by the Burmah-Shell Oil Storage and Distributing Company of India, Ltd. The method selected was 3" sheet asphalt and the condition of the road is good. Similarly towards the end of the year an area of 4,447 82 square yards was laid with 3" sheet asphalt on Haines Road near its junction with Jacob Circle from 50 tons of "Socony" asphalt given free by the Standard Oil Company of New York. The condition of this road is being watched.

142. The following tests were taken during the year :—

	No. of tests.
(1) Extractions .. .. .	340
(2) Platform sand tests .. .. .	2,435
(3) Tests of sand from depots .. .. .	1,432
(4) Platform metal tests .. .. .	789
(5) Test of metal from depots .. .. .	305
(6) Penetration and other tests .. .. .	805
(7) Void tests .. .. .	51
(8) Specific gravity tests .. .. .	289
(9) Preparing samples of various road mixtures .. .. .	89

143. The areas laid by the plant since 1921-22 up-to-date are as shown below :—

	Sq. yards.
1921-22 .. .. .	3,815 00
1922-23 .. .. .	63,579 00
1923-24 .. .. .	40,240 02
1924-25 .. .. .	56,602 99
1925-26 .. .. .	72,569 25
1926-27 .. .. .	70,189 05
1927-28 .. .. .	79,434 58
1928-29 .. .. .	93,592 42
1929-30 .. .. .	86,883 90

## PRIVATE BUILDING CONSTRUCTION

(Including Set-backs).

144. The number of applications received under Section 337 for the erection of new buildings and under Section 342 for additions and alterations to existing buildings, during the year under report, as compared with those received during the preceding four years is as follows :—

Year.	Under Section 337.	Under Section 342.	Total number of buildings dealt with.	Total number of applications.
1925-26 .. .. .	717	762	1,479	2,938
1926-27 .. .. .	674	762	1,436	2,758
1927-28 .. .. .	542	605	1,147	2,754
1928-29 .. .. .	765	1,051	1,816	2,744
1929-30 .. .. .	579	985	1,564	2,725

145. Two or more modified proposals are generally received in connection with one and the same building, hence the difference between the figures in the last two columns in the above table.

146. The majority of the plans were conditionally approved.

### Set-backs.

147. The following is a comparative statement of the amounts expended on set-backs from 1910-11 to 1929-30.

Year.	Paid from Capital.		Paid from Revenue.		Total.	
	Rs.	a. p.	Rs.	a. p.	Rs.	a. p.
1910-11 .. .. .	1,54,672	1 10	1,00,000	0 0	2,54,672	1 10
1911-12 .. .. .	2,41,054	1 2	1,11,313	0 0	3,52,367	1 2
1912-13 .. .. .	2,10,729	9 1	1,14,894	0 0	3,25,623	9 1
1913-14 .. .. .	2,21,745	13 7	1,01,663	1 9	3,23,408	15 4
1914-15 .. .. .	4,34,918	10 5	1,09,149	10 1	5,44,118	4 6
1915-16 .. .. .	*6,03,819	0 4	1,05,684	8 1	7,09,503	8 5
1916-17 .. .. .	96,173	3 11	1,22,699	8 2	2,18,872	12 1
1917-18 .. .. .	19,277	8 8	1,59,595	15 3	1,78,873	7 11
1918-19 .. .. .	2,05,566	2 1	1,46,561	3 5	3,52,127	5 6
1919-20 .. .. .	2,90,531	5 11	1,28,517	15 6	4,19,049	5 5
1920-21 .. .. .	1,51,295	12 9	1,04,158	0 9	2,55,453	13 6
1921-22 .. .. .	3,17,488	10 10	1,93,059	0 1	5,10,547	10 11
1922-23 .. .. .	3,99,887	12 4	1,00,083	11 11	4,99,971	8 3
1923-24 .. .. .	5,99,056	0 3	.....		5,99,056	0 3
	Paid from Loan Works.		Paid up from Land and Building Fund.			
1924-25 .. .. .	5,50,150	0 0	2,71,376	3 3	8,21,526	3 3
1925-26 .. .. .	.....		4,09,538	2 9	4,09,538	2 9
1926-27 .. .. .	4,74,152	11 1	64,976	13 4	5,39,129	8 5
1927-28 .. .. .	5,64,794	0 5	.....		5,64,794	0 5
1928-29 .. .. .	4,72,161	10 9	.....		4,72,161	10 9
1929-30 .. .. .	3,77,125	0 6	.....		3,77,125	0 6

\*Inclusive of Rs 3,57,682-2-3 on account of the unadjusted charges for 1915-16 and previous years.

148. The liabilities outstanding for land sanctioned to be acquired for set-backs amounted to Rs. 12,31,225-5-3.

149. Proposals were submitted for changing the regular lines of the following streets:—

- (1) Changing regular line of Custom House Road between Apollo Street and Town Hall.
- (2) Changing the Road line at the entrance of passage leading to Mahim Durgah at its Junction with Cadell Road.
- (3) Marking first time regular line at Hospital Avenue from King Edward Road to Chamarbaugh Road.
- (4) Marking first time regular line at Apollo Street from Rampart Row (St. Andrew's Church) to the north end of porch of Building Nos. 130-132.
- (5) Marking first time regular line at the junction of Grant Road and Falkland Road.

#### Enforcement of Building Regulations.

150. 980 Summonses were issued against house-owners under various Sections of the Municipal Act with the result shown in the following Statement:—

Sections of the Municipal Act.	No. of prosecutions.	No. of cases withdrawn on compliance with the requirements.	No. of cases in which parties were warned and discharged.	No. of convictions.	No. of postponements falling during the year 1929-30.	FINES.
						Rs. s. p.
231 ..	2	1	....	1	....	15 0 0
297 (3) ..	12	7	....	2	3	25 0 0
308 ..	160	138	....	15	7	130 0 0
312 ..	1	1	....	....	....	....
313 ..	4	....	1	3	....	11 0 0
322 ..	14	13	....	....	1	....
328 ..	3	2	....	....	1	....
337 ..	91	68	....	19	4	168 14 0
342 ..	192	139	....	35	18	254 12 0
347A ..	14	11	....	1	2	5 0 0
349B ..	15	12	....	2	1	40 0 0
353 ..	28	20	....	5	3	22 0 0
353A ..	159	103	....	41	15	809 0 0
354 ..	269	180	....	47	42	560 12 0
377A ..	14	14	....	....	....	....
By-Law 40 ..	2	2	....	....	....	....
Total ..	980	711	1	171	97	2,041 6 0

151. No notice was issued under Section 378 for the improvement of insanitary buildings during the year under report. Action under this Section is now taken by the Health Department.

152. 936 notices were issued under Section 354 of the Municipal Act for the removal of unsafe structures. Out of these, 664 were complied with and the remaining 272 were pending at the close of the year.

153. Out of 224 notices under Section 354 that were pending at the close of the previous year, 209 were complied with and the remaining 15 were still pending at the close of the year.

154. 12 buildings or portions thereof fell during the year. There were no casualties in 8 cases, and in the remaining 4 cases 14 persons were injured and 4 killed.

155. Action was taken under Section 349 of the Municipal Act in 24 cases for the summary removal of huts or walls thereof made of inflammable materials. All these cases were complied with.

156. The two cases under Section 349 of the Municipal Act which were pending at the close of the previous year were complied with during the year under report.

157. Applications were made to the Standing Committee for the removal of unauthorised works in 20 cases. In 8 out of these, the works were removed by the parties, in 2 cases the works are allowed to remain and the remaining 10 cases were pending at the close of the year.

158. Out of the 7 cases which were pending at the close of the previous year in 6 cases the works were removed by the parties and in one case the work was removed by the Municipality.

159. 671 notices were issued under Section 308 of the Municipal Act for the removal of unauthorized projections. Out of these, 546 were complied with and the remaining 125 cases were pending at the close of the year.

#### **Floor Area of Tenements.**

160. During the year under report, 1,414 buildings were surveyed by the Ward Inspectors with a view to registering their floor area. The following statement shows the increase and decrease in the floor area of tenements in new and altered buildings in the City:—



Statement showing the increase or decrease in the class and floor area of tenements in new and altered buildings completed during the year 1929-30.

WARD.	DESCRIPTION.	SHOPS.		GODOWNS.		RESIDENCE.						REMARKS.		
						One-room tenement.		Two-room tenement.		Larger tenement.			Servants quarters.	
		No.	Floor area.	No.	Floor area.	No.	Floor area.	No.	Floor area.	No.	Floor area.		No.	Floor area.
			Sq. yds.		Sq. yds.		Sq. yds.		Sq. yds.		Sq. yds.		Sq. yds.	
A	Total floor area of buildings " after " they are altered or newly built ..	89	1,768	11	969	3	66	..	..	93	9,645	28	169	
	Do. do. " before " do. do. ..	..	..	2	227	..	..	46	2,966	49	6,860	..	..	
	Total increase in floor area of buildings in A Ward ..	89	1,768	9	742	3	66	-46	-2,966	44	2,785	28	169	
B	Total floor area of buildings " after " they are altered or newly built ..	56	1,487	23	1,889	143	3,372	20	795	37	3,155	..	..	
	Do. do. " before " do. do. ..	3	150	..	..	12	283	2	65	..	..	..	..	
	Total increase in floor area of buildings in B Ward ..	53	1,337	23	1,889	131	3,089	18	730	37	3,155	..	..	
C	Total floor area of buildings " after " they are altered or newly built ..	117	3,474	23	1,131	370	7,869	60	1,997	67	4,330	..	..	
	Do. do. " before " do. do. ..	76	1,415	21	624	125	2,825	12	430	18	1,202	1	13	
	Total increase in floor area of buildings in C Ward ..	41	2,059	2	507	245	5,044	48	1,567	49	3,128	-1	-13	
D	Total floor area of buildings " after " they are altered or newly built ..	50	1,242	109	5,197	204	3,810	43	956	562	24,864	111	1,853	
	Do. do. " before " do. do. ..	..	..	..	..	37	593	..	..	33	1,328	9	157	
	Total increase in floor area of buildings in D Ward ..	50	1,242	109	5,197	167	3,217	43	956	529	23,536	102	1,696	
E	Total floor area of buildings " after " they are altered or newly built ..	109	2,480	18	2,325	456	7,915	119	2,822	107	6,383	10	315	
	Do. do. " before " do. do. ..	10	184	2	89	134	1,968	..	..	3	165	..	..	
	Total increase in floor area of buildings in E Ward ..	99	2,296	16	2,236	322	5,947	119	2,822	104	6,218	10	315	

WARD.	DESCRIPTION.	SHOPS.		GODOWNS		RESIDENCE.						REMARKS.		
						One-room tenement.		Two-room tenement.		Larger tenement.			Servants quarters.	
		No.	Floor area.	No.	Floor area.	No.	Floor area.	No.	Floor area.	No.	Floor area.		No.	Floor area.
			Sq. yds.		Sq. yds.		Sq. yds.		Sq. yds.		Sq. yds.		Sq. yds.	
F	Total floor area of buildings "after" they are altered or newly built ..	42	567	3	987	61	1,206	59	1,563	8	556	1	13	
	Do. do. "before" do. do. ..	..	..	..	..	..	..	..	..	..	..	..	..	
	Total increase in floor area of buildings in F Ward ..	42	667	3	987	61	1,206	59	1,563	8	556	1	13	
G	Total floor area of buildings "after" they are altered or newly built ..	39	1,003	1	264	413	7,109	178	2,753	94	1,667	..	..	
	Do. do. "before" do. do. ..	19	182	..	..	287	2,456	126	1,524	47	725	..	..	
	Total increase in floor area of buildings in G Ward ..	20	821	1	264	126	4,653	52	1,229	47	942	..	..	
A to G	Total increase in floor area of buildings in A to G Wards on private land "after" they are altered or newly built ..		12,121	188	12,762	1,650	31,347	479	10,886	968	50,600	150	2,350	
	Do. do. "before" do. do. ..	108	1,931	25	940	595	8,125	140	4,985	150	10,280	10	170	
	Total increase in floor area of buildings on private lands ..	394	10,190	163	11,822	1,055	23,222	339	5,901	818	40,320	140	2,180	
	Do. on C. I. T. Plots ..	81	1,710	10	660	148	3,057	47	1,611	230	18,302	5	65	
	Grand total showing the increase in floor area of buildings in the whole City ..	475	11,900	173	12,482	1,203	26,279	386	7,512	1,048	58,622	145	2,245	

## 161. Miscellaneous increase in floor area of building in all the wards A to G—

	No.	Floor area in sq. yards.
I. Public buildings, Offices, Schools, Printing Presses, Clubs, Hostels, Cinemas, Theatres etc. . . . .	92	7,748
II. Motor garages, Coach houses and House stables . . . . .	204	6,404
III. Milch Cattle stables and Bullock Stables . . . . .	27	9,513
IV. Mills, Factories, Workshops, Tanneries, etc. . . . .	4	1,032
V. Temples, Mosques, Durgahas, Jamathkhana, etc. . . . .	87	3,986
VI. Sheds for shops, godowns, and for human habitation . . . . .	78	5,304
<b>Total of miscellaneous increase of floor area in all wards excepting C. I. T. Plots . . . . .</b>	<b>492</b>	<b>33,987</b>
<b>Do. do. C. I. T. Plots . . . . .</b>	<b>36</b>	<b>2,499</b>
<b>Grand total of miscellaneous increase in floor area in the City during the year 1929-30.</b>	<b>528</b>	<b>36,486</b>

162. One notice under Section 349D of the Municipal Act to provide sufficient means of egress was issued during the year which was pending at the close of the year.

163. The two cases which were pending at the close of the previous year were still pending at the close of the year.

164. In all 2,421 notices were issued under the following Sections of the Municipal Act :—

Sections of the Municipal Act.	Number of Notices.
231	49
299	66
308	671
311	9
349	24
349D	1
351	63
351 (2)	20
353	119
354	936
354A	142
488	229
377A (1)	90
377A (2)	2
<b>Total</b>	<b>2,421</b>

**Repairs to Municipal Buildings and Plague Measures.**

165. The building and repair works entrusted to the Annual Repairs and Petty Works contractors during the year amount to Rs. 1,70,646-7-7.

166. The painting work entrusted to the Painting contractors amount to Rs. 41,596-9-5.

Plague measures taken during the year :—

167. No new camps were erected during the year under report.

168. The following semi-permanent health camps were maintained during the year at a total cost of Rs. 2,812-10-6.

	Number of rooms.
2nd Koli Lane, Colaba . . . . .	5
Suklaji Street . . . . .	20
Mahim (as this camp was in a dilapidated condition it was pulled down in August 1929.) . . . . .	37

169. The number of Municipal properties was about 521 and the number of Municipal properties acquired in connection with development schemes was about 344.

## MUNICIPAL BUILDING CONSTRUCTION.

170. General conditions as regards building materials and labour were favourable during the year and almost all the works budgetted for were undertaken.

### Markets.

171. The work of constructing a market at Matunga has been deferred for want of funds as per Corporation Resolution No. 11432 of 14th March 1929.

172. The tender of Messrs. Gannon Dunkerley & Co. amounting to Rs. 1,02,876-12-10 for the construction of a semi-permanent market at Chandanwadi was accepted by the Standing Committee under their Resolution No. 5405 of 18th September 1929. The work is nearing completion.

### Latrines, Urinals and Bathing Places.

173. The cost of constructing latrines and urinals and laying out a garden and providing gymnastic apparatus on the triangular piece of land between the two wings of Dadar Over-bridge, amounted to Rs. 18,485-14-0.

174. The work of constructing the latrines and urinals at Chunam Kila Street, Parel, was completed at a total cost of Rs. 6,634-5-0. The proposal for the construction of public conveniences at the Chowpatti Sea Face is under consideration.

175. The plans and estimates amounting to Rs. 30,269 for the construction of latrines and urinals at Apollo Bunder near the Gateway of India, were approved under Corporation Resolution No. 3279 of 12th July 1929. Tenders for the work were invited and the lowest tender of Mr. F. E. Cooper amounting to Rs. 28,165-9-7 was accepted by the Standing Committee under their Resolution No. 6155 of 9th October 1929. The work is in progress.

176. Plans and estimates amounting to Rs. 10,146 for constructing a block of 14 water-closets, and enlarging the size of the septic tank at the Bandra Slaughter Houses were approved under Corporation Resolution No. 2231 of 13th June 1929. A provision of Rs. 10,146 has been made in the Revenue Budget for the year 1930-31 and tenders for the work will be invited shortly.

177. As required by the Roads, etc., Committee's Resolution No. 198 of 7th January 1929, revised plans and estimates for the work of constructing semi-underground conveniences at the junction of Sandhurst Road and French Bridge have been prepared. It is considered that the site of the proposed conveniences can be more favourably disposed of, another suitable site at Mathew Road, has, therefore, been selected and revised plans and estimates for the conveniences on this site are under preparation.

178. The proposal for constructing conveniences at the site of the Gilder Tank playground has been dropped, as no suitable site is available for the purpose.

179. Plans and estimates amounting to Rs. 11,438 for construction of combined public conveniences near the Keshavji Naik's Fountain at Bhat Bazar were approved under Public Health Committee's Resolution No. 165 of 9th January 1930 which has been confirmed under Corporation Resolution No. 10586 of 25th February 1930.

180. Plans and estimates amounting to Rs. 9,300 for removing and reconstructing water-closets and urinals at the junction of Palton Road and Carnac Road have been prepared. A provision of Rs. 9,300 has been made for the work in the Revenue Budget for the year 1930-31 and the work will be taken in hand in due course.

### Cemeteries.

181. The provision of Rs. 25,000 made in the Loan Works Budget for the year 1929-30 for the work of filling in the submerged portion of the low-lying ground at the Haines Road Cemetery, was reduced to Rs. 5,000 in the Revised Loan Works Budget for 1929-30. It is proposed to carry out such portion of the work as is urgently required and the matter is under consideration.

182. No provision could be made in the Budget for the year 1930-31 for the construction of a compound wall (remaining portion of 1,040 R. ft.) at the Haines Road Hindu Cemetery, owing to want of funds.

**Stables.**

183. Plans and estimates amounting to Rs. 16,550 for reconstructing a burnt portion of the roof of the Health Department Stables at Palton Road have been approved under Roads, etc., Committee's Resolution No. 38 of 21st May 1929 which was confirmed under Corporation Resolution No. 3,274 of 12th July 1929. The work has, however, been abandoned as it is deemed to be unnecessary owing to the introduction of tractors and trailers in A Ward.

**Chawls and Quarters.**

184. The work of constructing the chawl of 20 rooms for the Unloading Staff at Kurla, Deonar, was completed at a cost of Rs. 17,718-9-8.

185. The work of constructing the chawls for the Health Department labourers at Annesley Road was completed at a cost of Rs. 87,096-14-10.

186. Out of the provision of Rs. 88,700 made in the Loan Works Budget for the year 1929-30 for the work of constructing chawls, stables and offices at Cadell Road, Mahim, it was decided to take in hand the work of constructing the chawls only to the extent of the budget provision. Tenders for the work were invited, but an objection was raised against utilising the site for this purpose. Another site has, therefore, been selected and revised plans and estimates for chawls on the new site are under preparation.

187. No provision could be made in the budget for the year 1930-31 for the work of constructing an additional chawl of 16 rooms for the Unloading staff at Kurla, Deonar, on account of financial stringency.

**Offices.**

188. The cost of providing additional office accommodation for the Health Department Stable at Dadar, amounted to Rs. 16,996-15-8.

189. Plans and estimates amounting to Rs. 1,25,470 for constructing combined Ward offices for the Assessment, License, Lighting, Roads, etc., Departments for B and C Wards in Guzar Street were prepared. The proposal has, however, been deferred owing to the financial stringency.

**Primary Schools.**

190. The work of constructing the primary school building at Foras Road was completed at a cost of Rs. 1,03,554-14-7.

191. No provision could be made in the Loan Works budget for the year 1930-31 for the work of constructing a primary school building at Mustan Tank on account of financial stringency.

192. The work of constructing the open-air primary school building for Halalkhore children at Valpakhady was completed at a cost of Rs. 16,596-1-5.

193. The tender of Messrs. Manek Kurpal Bros. amounting to Rs. 21,757-5-2 for the extension of the primary school building at Memonwada Road, was accepted by the Standing Committee under their Resolution No. 1964 of 5th June 1929. The work has been completed by the Contractors and accounts are being adjusted.

194. As recommended by the Roads, etc., Committee under Resolution No. 113 of 19th September 1928 which was confirmed under Corporation Resolution No. 6829 of 29th October 1928, revised plans and estimates of the cost of the proposed school building at Nalbundki Wadi, Mahim, to be constructed out of the donation of Rs. one lakh paid by Sir Currimbhoy Ebrahim, Bart., have been prepared in consultation with the Schools Committee and will be shortly submitted to the Corporation for approval.

195. Plans and estimates amounting to Rs. 26,140 for constructing a model semi-permanent primary school building on vacant Municipal plot in F and G Wards have been approved under Corporation Resolution No. 2231 of 13th June 1929. A suitable site has been selected by the Schools Committee and the design is being modified to suit the selected site.

**Gardens.**

196. The work of constructing quarters for the Malees at the Victoria Gardens has been deferred for want of funds.

197. No provision could be made in the budget for the year 1930-31 for the construction of a combined Band-stand and shelter at the Victoria Gardens for want of funds.

**Hospitals.**

198. The cost of constructing the quarters for Mangs and a shed for keeping a cart and bullocks for the Anatomy Department in the K. E. M. Hospital amounted to Rs. 19,642-13-6.

199. The work of constructing a Ward for Cholera and Plague cases at the Arthur Road Hospital has been completed and the accounts are being adjusted. The Committee of the Governor's Hospital Fund has kindly consented to contribute half the cost towards this work.

200. The cost of constructing the additional quarters for Nurses at the Arthur Road Hospital amounted to Rs. 22,395-11-11.

201. The cost of constructing the Photographic Studio at the G. S. M. College, Parel, amounted to Rs. 4,014-8-7.

202. The tender of Messrs. Kesra Fussa & Co., amounting to Rs. 45,735-14-7 for constructing an additional storey over the Isolation Block for Venereal Diseases at the K. E. M. Hospital, has been accepted by the Standing Committee under Resolution No. 6555 of 23rd October 1929. The work is nearing completion. Half the cost of this work will be borne by the Governor's Hospital Fund.

203. The plans and estimates amounting to Rs. 21,566 for constructing an additional storey over the Nurses' Home at the K. E. M. Hospital have been approved under Corporation Resolution No. 3377 of 15th July 1929. The tender of Mr. Dattatrya Govind amounting to Rs. 19,443-10-5 has been accepted by the Standing Committee under Resolution No. 233 of 9th April 1930. The work has been started by the contractor. The Committee of the Governor's Hospital Fund has kindly consented to contribute Rs. 6,200 towards the cost of the work.

204. No provision could be made in the Loan Works Budget for the year 1930-31 for the work of constructing a gymkhana pavilion for the use of the students of the G. S. M. College for want of funds.

205. Plans and estimates amounting to Rs. 96,306 for constructing an additional storey over the Students' Hostel of the G. S. M. College, have been approved under Roads, etc., Committee's Resolution No. 155 of 14th November 1929 which was confirmed under Corporation Resolution No. 9555 of 27th January 1930. A part provision of Rs. 60,000 has been made in the Loan Works budget for the year 1930-31 for carrying out the work which will be taken in hand after the monsoon.

206. Plans and estimates amounting to Rs. 1,13,222 for constructing a new Ward in the Small-pox Unit of the Arthur Road Hospital, have been approved by the Roads, etc., Committee under Resolution No. 39 of 21st May 1929 which was confirmed under Corporation Resolution No. 3274 of 12th July 1929. The work has been deferred for want of funds.

207. Plans and estimates amounting to Rs. 26,830 for constructing a chawl for sweepers and providing a Dhobi-Ghat and Ironing Room at the Arthur Road Hospital, were approved under Corporation Resolution No. 9839 of 22nd December 1927. The work of constructing the chawls estimated at Rs. 19,510 has been postponed and that of providing a Dhobi-Ghat and Ironing Room estimated at Rs. 7,320 will be carried out from the provision made in the Revenue Budget for the year 1930-31.

208. It is proposed to extend the Surgical Dressing Department for Out-Patients at the K. E. M. Hospital, as the present accommodation for patients in the Out-door Department including the section for surgical dressings, has been found inadequate. Plans and estimates amounting to Rs. 11,360 have been prepared and the work will be carried out after the monsoon from the provision made in the Revenue Budget for the year 1930-31.

209. Plans and estimates amounting to Rs. 48,850 for constructing a Registration Office and dispensary at DeLisle Road, were approved under Corporation Resolution No. 4200 of 23rd July 1926. The proposal has, however, been abandoned.

**Fire Brigade.**

210. The cost of constructing the Fire Brigade Station at the Naigaum Tank amounted to Rs. 75,873-10-8.

211. The cost of constructing the additional quarters for laskars at the Naigaum Fire Brigade Station, amounted to Rs. 11,599-15-0.

212. As required by Corporation Resolution No. 1143 of 6th May 1929, revised plans and estimates for constructing a new Fire Brigade Station on one of the plots of the Hornby Ballard Scheme, for Fort District, are under preparation.

#### Miscellaneous.

213. The work of renewing the terraced roof of the Victoria and Albert Museum at the Victoria Garden was completed at a cost of Rs. 28,269-14-9.

214. A provision of Rs. 5,600 has been made in the Revenue Budget for the year 1930-31 for the work of re-dressing and treating with stone preservative the Porbunder work in the remaining external walls of the Municipal Head Office Building. The work will be taken in hand after the monsoon.

215. The proposal for the construction of 2 fountains—one at Lady Jamshedji Road and the other at Sion—out of the amount of Rs. 14,338-3-9 received from the Hon'ble the Advocate-General, is under consideration. The site selected for a fountain at Sion being in charge of the City Improvement Trust, negotiations are being carried on with that body in the matter.

216. Plans and estimates amounting to Rs. 10,820 for constructing a water fountain at the King's Circle have been prepared and the matter is under consideration.

217. Plans and estimates amounting to Rs. 11,520 for providing a range of bathing cubicles on the Chowpatti Foreshore for keeping clothes, etc., of the bathers, have been prepared and forwarded to the Corporation. The proposal has been approved by the Roads, etc., Committee under Resolution No. 7 of 10th April 1930.

## **SCHMES--OVERBRIDGES, ROADS, &c.**

### Overbridges.

218. *DeLisle Road Overbridge.*—Negotiations are going on with the B. B. & C.I. Railway Company in connection with the rectification of defects in the surfacing of roads and foot-paths, before they could be taken over for maintenance.

219. The annual income realized from the properties acquired for the construction of the overbridge amounts to Rs. 11,497-5-3.

220. *Dadar Overbridge.*—The work of constructing the roads, sewers and storm-water drains is now completed. Paving of footpaths and planting of trees will be taken in hand when the Utility services are completely laid.

221. The work of filling in the low-lying areas within the Scheme is now completed.

222. The question of access to the Dharmdareshwar Temple from the foot-overbridge over the two systems of Railways is under consideration.

223. The question of providing an additional foot-overbridge by the side of the existing one is also being considered.

224. The total rent received per annum on account of the lands in the Scheme leased on monthly tenancy amounts to Rs. 630.

225. *Mahalaxmi Overbridge.*—The surface of the Mahalaxmi Bridge and its approaches were completed and the bridge was opened to traffic on 20th November 1929.

226. The annual income from the buildings and vacant land in the Scheme amounts to Rs. 88,799-13-1.

227. Arrangements have been made to let out the arches under the bridge. One arch has been let out for a workshop at a monthly rent of Rs. 50 p.m.

228. *Victoria Road Overbridge.*—Arrangements are being made to provide an access to the estate from the Overbridge for the convenience of the tenants.

229. *Golanji Hill Road.*—The work of excavating the hill to a width of 40 feet is in hand. Portion of the excavated material is being utilized for embankment at Bandra Causeway while the remainder has been sold to Bombay Port Trust in accordance with their agreement for the approaches of the proposed overbridges at Sewri in continuation of the Tripartite Road. The question of constructing the Municipal portion of the Tripartite Road is under consideration.

230. The annual income realized from lettings in the Scheme amounts to Rs. 10,535-4-11.

231. *Hornby Road Scheme*.—In all 13 cases were awarded during the year, the compensation paid amounting to Rs. 2,56,871-6-5.

232. Five cases were opened before the Land Acquisition Officer. 21 cases were closed for award and inquiry regarding the remaining is proceeding.

233. 17 buildings had to be declared unsound and demolished. The amount realized by the sale of the building materials of these buildings was Rs. 12,934.

234. As approved by the Corporation under their Resolution No. 10799 of 25th February 1929 two cases Nos. M-572-573, Gunbow Street, were withdrawn from acquisition.

235. The question of withdrawing from acquisition one case is under consideration.

236. The following plots were leased :—

- (1) Lease of the municipal land at the junction of Pherozesha Mehta Road and Parsee Bazar Street near Bengali Girls' Schools—109 square yards of land was leased to Abdulla Janmahomed at the rate of Re. 1-12-0 per square yard at an annual rent of Rs. 2,289, i.e., Rs. 190-12-0 per month.
- (2) Lease of the Municipal land at the junction of Pherozesha Mehta Road and Parsee Bazaar Street—254.8 square yards was let to Mr. Ebrahim Janmahomed at the rate of Rs. 2-2-0 per square yard at a monthly rent of Rs. 541-7-0.
- (3) Lease of the Municipal land at Pherozesha Mehta Road—347 square yards was let to Mr. Bhanji Dayabhai at the rate of Rs. 1-1-0 per square yard at a monthly rent of Rs. 368-12-0.
- (4) Lease of the Municipal land at the junction of Pherozesha Mehta Road and Pitha Street—172.45 square yards, was let to Mr. Boman-Beheram Irani at the rate of Rs. 1-10-0 per square yard at a monthly rent of Rs. 280-4-0.

The total annual income from this source is Rs. 16,575.

(5) Sale of Municipal land at Bomanji Lane :—

A plot of Municipal land abutting on Bomanji Lane, admeasuring 316.85 square yards was sold to the Bombay Electric Supply and Tramways Co., Ltd., at the rate of Rs. 125 per square yard. The total sum realized is Rs. 39,606-4-0.

237. Acquisition of *Byramji Hall Lane* :—The acquisition of Byramji Hall Lane by Government for the extension of J. J. Hospital has been completed. Nominal compensation of Re. one was awarded to the Municipality.

238. Acquisition of *Nakhoda well at Carnac Road* :—Nominal compensation of Re. 1 was awarded for the acquisition of the Municipal well which was required for the extension of Gokuldas Tejpal Hospital.

239. Widening of *1st Marine Street* :—A number of properties have already been acquired under set-back clauses for widening this street. The acquisition of the remaining properties had to be deferred for want of provision of funds in the budget.

240. *Tulsi Pipe Line Scheme*.—Under Corporation Resolution No. 6509 of 21st September 1925 the Corporation had sanctioned the modification of the original Tulsi Pipe Line Scheme approved under Corporation Resolution No. 9626 of 30th January 1922 for the acquisition of properties along Tulsi Pipe Line for accommodating main storm-water drains, sewers, water mains and other underground works.

241. Out of the 43 plots which were notified under the modified Scheme, 15 were acquired at a cost of about 5.9 lakhs of Rupees, and most of the remaining cases were opened before the Land Acquisition Officer. In view, however, of the proposal approved by the Corporation to locate the outfall for the sewerage of the north of the Island at Worli Point, it was considered advisable to denotify the properties in the interest of Municipal finance. The Corporation approved of the proposal under their Resolution No. 10578 of 25th February 1930. Accordingly Government were requested to withdraw from the acquisition of these properties.



242. This has now been done and Government have requested the Land Acquisition Officer to determine and pay the amount of compensation for damages if any payable under Section 48 (2) of the Land Acquisition Act. The hearing of the cases is pending before that officer.

243. *Proposed Road from Haines Road to the junction of Tulsi Pipe Line and Ferguson Road.*—This scheme which is held up for want of funds will have to be undertaken for accommodating the storm drains when the main drainage and sewerage works are approved.

244. *Grant Road Terminal Scheme.*—The reinstatement of assets disturbed on the Tardeo Flats is nearing completion.

245. The new Katchra siding at Mahalaxmi has not yet been taken over from the Railway Company, as certain Municipal requisitions are still to be carried out by the Railway Company.

246. About 200 ft. of condemned portion of the siding platform has been removed and is reconstructed by the Railway Company.

247. The necessity of reconsidering the scheme for roads around Grant Road Terminal at Bellasis Road has been sufficiently emphasized in the last year's report. Now that the location of the Terminal has been finally determined and the work of construction of the Central Station is proceeding apace the necessity for providing roads round the Terminal will have to be considered. The covering of the open main drains which has been approved will provide the track for one of the main arterial roads.

248. *Extension of Municipal Workshop at Foras Road.*—The two properties acquired for the extension of the workshop continue to be let for want of provision of funds for workshop extension. The rent recoveries from this estate amount to Rs. 12,192 per annum.

249. *Dhobiwada Drying Ground.*—The reclamation of this extensive area as approved by the Public Health Committee of the Corporation is being undertaken with such suitable debris and refuse as become available. By cutting temporary open channels this large area is satisfactorily drained in the monsoon.

250. *Municipal Siding at Carnac Road.*—As a result of experiments performed with the Crushers for ascertaining the outturn, the expenditure to the extent of Rs. 2 lakhs on railway siding does not appear to be justified. The negotiations with the Railway Company are in progress to see if the Municipal land at Palton Road which is eminently suitable for railway staff quarters being in close proximity to the Victoria Terminus would be purchased by the G. I. P. Railway Co. The results of negotiations will be reported.

251. *Palton Road Estate.*—Attempts are being made to increase the return from this estate. The old disused privies attached to the estate and situated to the south of Carnac Bridge have been demolished for the purpose of letting the land advantageously.

252. *Acquisition for Hindu Cemetery at Wadala.*—All the cases have been awarded and possession taken.

253. An estimate for erecting a compound wall and for filling in is under preparation.

254. The total expenditure for acquisition alone amounts to Rs. 26,617.

255. *Byculla Market Site.*—The acquired land and buildings have been temporarily let out and the annual revenue amounts to Rs. 11,867.

256. Owing to the financial stringency the idea of constructing a large market on modern lines on the site has been deferred, but a scheme for utilizing the portion abutting on the bridge for shops and for erecting a temporary market on part of the ground has been prepared. Negotiations with private parties are proceeding for leasing the land for market and other purposes.

257. *Lease of Municipal land at Masjid Bridge.*—The lessee of a portion of Municipal land has applied for extending the period of lease from 3 years to 30 years and to let a further area of about 500 square yards on a 30 years' lease at 6 per cent on the value of land at Rs. 100 per square yard. He has further applied for leasing another plot comprising the Municipal godown on the rear admeasuring about 450 square yards at 4 per cent. on the value of land at Rs. 100 per square yard. The matter is under consideration.

258. *Acquisition of properties at Pydhownie.*—The present Municipal godown at Pydhownie together with land in front has been let on a 3 years' lease to Mr. T. G. Shah at Rs. 260 per month exclusive of taxes.

259. *Acquisition of land at Mangalwady, Mazagaon.*—Negotiations are being carried on for the sale of land acquired for the school. The selection of another site for the school is postponed for want of funds.

#### Cemetery.

260. *Jewish Cemetery at Haines Road.*—The area of 5,000 square yards only remains with the Municipality, and 10,000 square yards are already in the possession of Jewish Cemetery.

#### Special Road Schemes.

261. *Dadar-Kumbharwada Road now called Bhawani Shankar Road.*—One old case which was renotified was again withdrawn. Two other cases are notified and the award is expected to be shortly published.

262. *Widening of Love Grove Pumping Station Road.*—Municipal plot where Staff Quarters are erected has been squared up by the addition of the land purchased from Government.

263. *Mahim Kapad Bazar Road.*—A very small plot of land has been sold and a small portion of land has been acquired under set-back regulations.

#### Mahim Development Schemes.

264. *Mahim Station Road Scheme No. I.*—The award in one Land Acquisition Case has been published and possession will shortly be taken. Dighee tank is filled in and a short length of road along Tulsi Pipe Line has been constructed at a cost of about Rs. 10,000.

265. *Nardulla Tank Scheme No. II.*—The scheme is complete as regards the acquisition. As the park has been reclaimed with town sweepings it is not in fit condition to be used for recreation purposes. A veneer of earth has been given and it is contemplated to let it out for cultivation for a season or two in order to improve the surface by turfing and making it suitable for recreation.

266. *Extension of DeLisle Road northwards to meet Lady Jamsetji Road.*—The acquisition work is complete so far as the scheme is concerned. The portion of Portuguese Tank Road which was filled in and levelled last year is being concreted and asphalt will be laid over the concrete in due course. The surplus land is being leased or sold. A portion admeasuring about 1,435 square yards, has been exchanged for a set-back on Portuguese Church Street.

267. *Widening and improving of Lady Jamsetji Road Scheme No. IV.*—Acquisition work has been completed. The whole carriageway from Woollen Mill to Bandra Causeway is asphalted throughout its entire length. This road forms a very important thoroughfare and, with Gokhale Road, affords great facility to the traffic from Bombay to Bandra and the Suburbs.

268. *Extension of Mahim Bazar Cross Road to Tulsi Pipe Line Scheme No. V.*—Awards have been published and possession taken in two cases. Owing to financial stringency and lack of vehicular traffic it is intended not to lay asphalt over the concrete foundations already laid for the road but to leave the foundation as a concrete road for the present.

269. *No. VI. Road AB between Dadar and Matunga joining Lady Jamsetji Road to Tulsi Pipe Line.*—All the awards in respect of damages due to withdrawal from the acquisition of the lands notified in this scheme have now been paid.

270. *Roads BD, CD, DE between Dadar and Matunga Stations.*—In one case the settlement is arrived at and the agreement is expected from the Church authorities; also a settlement is arrived at in the group of five cases and the cases are closed for award by the Government Land Acquisition Officer. These awards will be published after a fresh notification as regards certain land to be taken by Municipality. One of the three roads will shortly be laid out and if funds permit, the other roads will also be laid out in due course.

271. *Two roads from Cadell Road to Mahim Foreshore near E. D. Sassoon Dye Works.*—Acquisition work has been completed. Both roads have been constructed.

272. *Mahim Park.*—Parts of the park have been made suitable for cricket, tennis, Badminton and other games. This year the land has been leased for grazing during certain hours only, so as to avoid the cost of cutting the grass.

273. *Widening Lady Jamsetji Road to 80 feet from Bombay Woollen Mills to Dadar Overbridge.*—The whole road is constructed with the storm water drains from Dadar Overbridge to Portuguese Church Street and the surface has been asphalted throughout its entire length.

274. *Widening Portuguese Church Street from Ash Lane to its junction with Lady Jamsetji Road.*—Portions of D'Silva School property falling within road lines have been acquired and are now being added to the road. This will remove the dangerous corner at the junction of Lady Jamsetji Road and Portuguese Church Street. Negotiations are going on for the widening of the rest of Portuguese Church Street with the other owners who are affected by this scheme.

275. *Proposed Road at Ganesh Peth Lane joining Hasali Tank Lane with Lady Jamsetji Road.*—Some of the owners of the properties abutting on this lane having agreed to contribute towards the cost of the proposed 40 feet road, plans and estimates were prepared and submitted to the Corporation. These have been approved. The road will be constructed after all the parties have paid their contributions. Action in the cases where parties did not agree is being taken under Section 305 of the Municipal Act.

276. *Widening of Mahim Durgah Lane.*—Two properties have been acquired and being thrown into the road.

277. Recoveries of betterment and road construction charges in settled cases are being effected either by settlements or by filing suits in the High Court.

278. Rents for trees and structures let-out are being regularly and satisfactorily recovered from the contractors and the tenants.

279. Statements A and B showing the number of cases dealt with in different schemes together with the amounts of expenditure, rent recoveries, etc., are appended hereto.

#### Works Branch.

280. Love Grove Quarry Crushers. The out-turn from these crushers for the year was 381,781 c. ft. which was used on road and other works.

281. The attached statements show the works that were looked after by the branch.

I have the honour to be,  
Sir,  
Your most obedient servant,

T. K. RODDAN,

*Executive Engineer.*

"A."

Statement showing the details in Development and other major Schemes :-

Name of the Scheme.	Total No. of cases.	Expenditure upto 31st March 1980 (as per E.E.'s Books).	Total area acquired in sq. yards.	Area to be thrown into Roads, Parks and Cemeteries	Area available for sale in sq. yards.	Approximate value of area available for sale.	Recoveries by sale of Surplus Land and materials upto 31st March 1980 (as per E.E.'s Books)	Recoveries under settlement.			Suits filed for recoveries and No. of Ref. in H. C.	Total No. of conveyances or Leases.	REMARKS.
								Amount recovered.	Amount to be recovered.	Total Amount.			
		Rs. a. p.				Rs. a. p.	Rs. a. p.	Rs. a. p.	Rs. a. p.	Rs. a. p.			
Golanji Hill Road Scheme	24	10,60,155 6 4	81,236	30,466	50,770	10,15,400 0 0	5,234 13 0	.....	.....	.....	..	1	
Hornby Road to Ballard P. Road.	223	1,84,67,517 12 9	56,342	21,238	47,018	1,64,56,300 0 0	1,53,923 8 3	.....	.....	.....	..	3	
Dalal Road Scheme	6	3,91,156 8 1	3,759	1,729	800	2,00,000 0 0	5,02,805 11 7	.....	.....	.....	..	1	
Mahalaxmi Over-bridge...	17	15,20,714 14 5	10,661	6,234	6,453	5,16,240 0 0	29,793 9 0	.....	.....	.....	..	..	
Acquisition of Land for Hindu Cemetary at Wadala	13	27,756 12 11	9,599	9,599	.....	.....	.....	.....	.....	.....	..	..	
Victoria Over-bridge	21	5,15,766 0 0	12,665	7,052	5,658	1,70,000 0 0	1,58,331 0 0	.....	.....	.....	..	..	
Tulsi Pipe Line Scheme	43	5,08,900 9 2	14,660	9,329	4,831	38,648 0 0	.....	.....	.....	.....	1	..	
Dadar Over-bridge	81	17,10,664 15 5	50,301	15,990	15,875	4,76,250 0 0	2,83,093 0 7	.....	.....	.....	..	4	
Acquisition of Property near Pydhonie...	4	60,364 10 11	214	32	240	84,000 0 0	25,000 0 0	.....	.....	.....	..	..	
<b>Total</b>	<b>331</b>	<b>2,42,60,997 10 0</b>	<b>2,39,917</b>	<b>1,02,169</b>	<b>1,91,540</b>	<b>1,89,56,838 0 0</b>	<b>11,64,211 5 5</b>	<b>.....</b>	<b>.....</b>	<b>.....</b>	<b>1</b>	<b>9</b>	

"A"

Statement showing the details in Development and other major Schemes—contd.

Name of the Scheme.	Total No. of cases	Expenditure upto 31st March 1930 (as per E.E.'s Books)	Total area acquired in sq. yards.	Area to be thrown into Roads, Parks and Cemeteries	Area available for sale in sq. yards.	Approximate value of area available for sale.	Recoveries by sale of Surplus Land and materials upto 31st March 1930 (as per E.E.'s Books.)	Recoveries under settlement.			Suits filed for recoveries and No. of Ref. in H. C.	Total No. of conveyances or Leases.	REMARKS.
								Amount recovered.	Amount to be recovered.	Total amount.			
Brought forward ...	381	Rs. a. p. 2,42,60,997 10 0	2,39,917	1,02,169	1,31,640	Rs. a. p. 1,89,58,838 0 0	Rs. a. p. 11,64,211 5 5	Rs. a. p. .....	Rs. a. p. .....	Rs. a. p. .....	1	9	
Dadar Kumbharwada ...	58	2,50,975 6 5	86,960	22,336	10,877	2,66,501 0 0	80,703 0 0	2,05,985 0 0	95,289 0 0	3,01,274 0 0	...	17	
Mahim Park ...	65	57,16,391 11 1	3,53,861	57,830 1,65,479 (Park)	1,80,552	62,66,000 0 0	4,331 0 0	19,562 0 0	64,468 0 0	84,030 0 0	1	4	
Kapad Bazar Road ...	2	31,429 0 0	645.16	493	152	3,040 0 0	.....	3,000 0 0	.....	3,000 0 0	...	..	
Mahim Station Road Scheme I.	28	4,30,105 2 11	62,844	28,566 3,778 (Park)	22,713	5,77,700 0 0	.....	2,27,767 0 0	.....	2,27,767 0 0	...	14	
Nardulla Tank Scheme II	83	7,63,092 3 8	73,737	28,461 31,878 (Park)	12,500	3,50,000 0 0	5,927 0 0	2,94,917 0 0 Int 570 0 0	10,916 0 0	3,05,857 0 0	...	14	
Extension of Delisle Road to meet Lady Jamsetji Road Scheme III.	65	17,43,670 2 5	1,86,240	81,780	85,779	24,01,812 0 0	10,693 0 0	1,05,871 8 7 Int 6,475 1 1 3	6,656 0 0	1,12,227 6 7	1	25	
Widening of Lady Jamsetji Road Scheme IV.	124	88,90,503 0 1	1,87,582	66,877	1,15,301	89,20,234 0 0	33,066 0 0	2,03,380 4 8	57,169 0 0	2,65,549 4 8	1	15	
Extension of Mahim Bazar-Cross Road Scheme V.	11	3,03,290 0 11	50,629	18,999	31,466	4,52,520 0 0	.....	14,282 0 0	.....	14,282 0 0	...	2	
Roads A-B between Dadar and Mantua Station Scheme VI.	9	63,436 6 8	8,078	1,022	7,058	1,05,840 0 0	.....	.....	.....	.....	...	...	
Roads B-C., C-D., D-E between Dadar and Maunga Station. Scheme VII.	49	3,65,503 14 1	67,108	17,611	49,567	7,43,505 0 0	5,464 0 0	2,986 0 0	.....	2,986 0 0	...	6	
Roads to the South and North of E. D. Sassoon Dye Works VIII	11	2,71,461 4 0	18,158	4,875	12,617	2,52,340 0 0	.....	57,750 0 0 Int. 157 8 0 ,, 4,050 0 0	.....	57,750 0 0	...	3	
Grand Total ...	826	3,83,90,760 14 3	12,85,759.16	4,28,918 3,01,133 (Park)	6,10,226	3,42,96,430 0 0	13,04,395 5 5	11,40,300 11 3	2,34,522 0 0	13,74,723 11 3	4	109	

## STATEMENT "B."

Showing the annual rental recoveries.

Serial No.	Name of the Scheme.	No. of Tenancies.	Amount of annual income from structures.	No. of suits filed for recovering rents.	Total annual income from trees cultivation, Tapping, etc.		No. of suits filed for recoveries.	REMARKS.
					No. of Tenancies.	Amount.		
			Rs. a. p.			Rs. a. p.		
1	Hornby Road Ballard Pier Scheme .. ..	666	2,70,519 6 6	..	..	.....	..	
2	Gollanji Hill Road ..	85	7,895 4 11	2	8	625 0 0	..	
3	Mahalaxumi Overbridge..	150	83,117 15 9	1	..	.....	..	
4	DeLisle Road Overbridge.	109	9,481 5 3	..	..	.....	..	
5	Victoria Road Overbridge	35	4,596 0 0	..	..	.....	..	
6	Maternity Home, Bellasis Road .. ..	5	11,424 0 0	..	..	.....	..	
7	Palton Road ... ..	240	13,051 0 6	..	..	.....	..	
8	Dadar behind A. D'Silva School ... ..	13	561 14 0	..	..	.....	..	
9	Tulsi Pipe Line Road ...	316	38,350 0 11	..	..	.....	..	
10	Old Parbhadevi Road ..	24	2,058 0 0	6	7	1,293 8 0	..	
11	Junction of DeLisle Road and Arthur Road ...	8	2,624 0 0	4	..	.....	..	
12	Bapty Road ... ..	2	12,192 0 0	..	..	.....	..	
13	Byoulla Bridge ... ..	43	10,126 8 0	..	..	.....	..	
14	Kalbadevi Road .. ..	3	420 0 0	..	..	.....	..	
15	Staik Memon Street ..	7	9,036 0 0	..	..	.....	..	
16	Pydhonie Street .. ..	1	2,700 0 0	..	..	.....	..	
17	Sewree Road .. ..	19	576 0 0	..	..	.....	..	
18	Vincent Road .. ..	1	279 12 0	..	..	.....	..	
19	Dadar Kumbharwada Road .. ..	31	2,053 0 0	8	8	895 6 0	..	
20	Mahim Park Scheme ...	120	29,491 1 4	..	34	18,924 8 0	..	
21	Mahim Bazar Cross Road Extension V .. ..	11	576 0 0	..	12	2,079 0 0	..	
22	Mahim Station Road I ..	5	900 0 0	..	11	1,057 0 0	..	
23	Nardulla Park area II ..	8	420 0 0	..	4	263 2 0	..	
24	DeLisle Road Extension III .. ..	25	4,680 0 0	..	28	9,099 0 0	..	
25	Lady Jamsetji Road IV.	157	15,143 12 2	3	40	12,796 12 0	..	
26	Mahim Bazar Cross Road and L. J. Road..	1	9,912 0 0	..	..	.....	..	
27	Tulsi Pipe Line and Carol Road ... ..	32	3,976 8 0	..	..	.....	..	
28	Dadar Matunga Roads ..	92	4,162 0 0	..	15	3,720 0 0	..	
29	Turkey Red Dye Works..	11	900 0 0	..	10	3,077 8 0	..	
30	Sayani Road .. ..	159	480 0 0	..	..	.....	..	

STATEMENT B—*contd.*

Serial No.	Name of the Scheme.	No. of Tenancies.	Amount of annual income from structures.	No. of suits filed for recovering rents.	Total annual income from trees, cultivation, tapping, etc.		No. of suits filed for recoveries.	Remarks.
					No. of Tenancies.	Amount.		
			Rs. a. p.			Rs. a. p.		
31	Love Grove Pumping Station Road .. ..	2	959 0 0	..	..	....	..	
32	Worlee Kalselkar's Chawl.	9	1,741 10 2	..	..	....	..	
33	Masjid Bunder Station ..	2	8,442 12 0	..	..	....	..	
34	Ground Rent for plots of lands in various localities .. .. .	267	1,70,209 4 1	..	..	....	..	
35	Dadar Overbridge ..	..	....	..	1	27 0 0	..	
36	Opposite Kavarana Buildings .. .. .	..	....	..	2	243 0 0	..	
37	Portuguese Church Street.	..	....	..	1	491 0 0	..	
38	Haines Road .. .. .	..	....	..	1	554 0 0	..	
39	Near Saitan Chowky ..	..	....	..	1	105 0 0	..	
40	Opposite Reformatory ..	..	....	..	1	21 0 0	..	
41	Worlee .. .. .	..	....	..	1	28 4 0	..	
	Total ..	2,685	6,83,356 3 7	24	180	55,300 0 0	..	
	Total annual rent realisable from all sources ..	..	7,38,656 3 7					
	Total No. of Tenancies ..	...	2,865 0 0					
	Total No. of Suits filed for rent recoveries ..	..	24 0 0					

## ROAD WORKS.

Name of works.	Amount of estimates sanctioned.	Expenditure booked upto 31st March 1930 as per E. E.'s books.	How being carried out.	State of works as at 31st March 1930.	REMARKS.
	Rs.	Rs.			
Construction of Dadar-Kumbharwada Road ..	4,15,025	4,14,924	Departmentally	.. Completed	.. Minor works remaining to be done pending acquisition.
Dadar Overbridge—Road Construction ..	1,40,194	99,319	Do.	.. Do.	.. Footpaths are being paved as frontages are developed.
Tulsi Pipe Line Road from Dadar Road to Dadar Overbridge.	93,267	66,308	Do.	.. Do.	.. Further work has been held in abeyance.
Widening further portion of Bandra Causeway. ..	1,12,252	1,05,171	Do.	.. Do.	.. ..
Construction of 80' Lady Jamshedji Road from Bombay Woollen Mills to Portuguese Church Street.	3,37,263	2,19,565	Contract	.. Do.	.. Accounts are being adjusted.
Widening Bandra Causeway half width west side from its junction with Mori Road from chainage 0 to 550 and half width east side from chainage 638 to 1218 and full width from chainage 1218 to 1768.	1,91,332	21,046	Do.	.. In progress	.. Filling in of low lying ground is going on.
Mahim Development Scheme No. I .. ..	4,63,164	2,73,963	Do.	.. ..	.. A sub-road, viz., Tulsi Pipe Line Road junction Mahim Station Road has been constructed.
.. .. III .. ..	25,07,234	5,30,838	Departmentally	.. In progress	.. The portion of Portuguese Tank Road is being concreted.
.. .. IV .. ..	39,85,494	5,97,594	Do.	.. ..	.. Main Roads have been constructed and Cross Roads are laid as "Kutchas" roads.
.. .. V .. ..	4,70,690	51,207	Do.	.. ..	.. The work of Main Road is completed except the top-dressing of the surface. The Cross Roads included in the scheme are completed as "Kutchas" roads.
.. .. VIII .. ..	2,93,155	60,614	Do.	.. Completed	..



## STORM-WATER DRAINS.

Name of works.	Amount of estimate sanctioned.	Expenditure booked upto 31st March 1930 as per E. E.'s books.	How being carried out.	State of works as at 31st March 1930.	REMARKS.
	Rs.	Rs.			
S. W. Drain in a portion of Cadell Road to the south of Lady Hardinge Road and in a portion of Cadell Road north of Scottish Orphanage Road including Outfall No. 5.	22,245	16,609	Departmentally	.. Completed ..	
Constructing S. W. Drain in proposed 40' Cross Road between 80' Lady Jamshedji Road and Hassali Tank Lane.	3,027	2,269	Do.	.. ....	A portion of this sewer has remained to be laid pending acquisition.
S. W. Drain No. IV Extension upto DeLisle Road Extension.	10,784	6,545	Do.	.. Completed ..	.. Compensation for damages is being settled.
S. W. Drain in Dadar-Kumbharwada Extension V upto Channel.	35,807	21,999	Do.	.. Do. ..	Do.
S. W. Drain in Dadar Gully .. .. .	15,847	7,656	Do.	.. ....	Part of the work has been held up on account of acquisition of 20' strip in front of the Church.
S. W. Drain in proposed 60' Road from Portuguese Church Street junction Old Purbhadevi Road to DeLisle Road Extension.	17,570	13,571	Do.	.. Completed ..	
S. W. Drain in Ash Lane (proposed 40' Road) from DeLisle Road Extension to Cadell Road.	28,635	20,175	Contract	.. Do. ..	.. Claims for damages are being settled.
S. W. Drain in proposed 60' Road from Portuguese Church Tank to Cadell Road south of Sonapur Lane draining to Outfall No. 3.	31,699	17,817	Departmentally	.. ....	The work has been held up pending acquisition of 20' strip in front of Portuguese Church.
S. W. Drain in Bandra Causeway .. . . .	29,715	42	Contract	.. In progress ..	.. The work is nearing completion.
S. W. Drain and filling in Water Course on east side of Hindu Burial Ground at Mahim.	11,346	4,795	Departmentally	.. Do. ..	

### XIII.—GARDENS AND OPEN SPACES.

Name of works.	Amount of estimate sanctioned.	Expenditure booked upto 31st March 1930 as per E. E's books.	How being carried out.	State of works as at 31st March 1930.	REMARKS.
	Rs.	Rs.			
Filling in low-lying ground in Nardulla Scheme ..	3,11,085	16,220	Departmentally ..	In progress ..	Surface dressing is proceeding as conditions permit.

### DEVELOPMENT SCHEMES.

Golanji Hill Road .. .. .	13,68,385	9,527	Contract ..	In progress ..	The work of cutting the east side and the west side is in progress.
Mahim Park--Semi-permanent roads and layout of Park.	63,84,966	59,921	Departmentally ...	Do.	Further construction of work is awaiting acquisition of properties.

## WATER WORKS.

---

The total quantity of water received during the year from all sources (Tansa, Vehar and Tulsi) amounted to 27,437 million gallons or an average of 75.17 million gallons per day. The corresponding figures for the preceding year being 27,801 million gallons or an average of 76.16 million gallons per day.

The average daily supply to the Suburbs was 2.06 million gallons per day leaving a balance of 73.11 million gallons for distribution in the City. Taking the population according to the Census report of 1921 at 11,75,914 and allowing an interim increase of 1,76,823 the average daily supply per head of population was 54.05 gallons for all purposes as compared with 54.80 gallons during the preceding year.

### Tansa Lake.

The total rainfall for the year measured at the Dam was 74.78 inches or 25 per cent. below the average of the preceding 5 years.

Rain fell on 101 days and exceeded one inch per day on 24 occasions, Two inches per day on 7 occasions and Three inches per day on 3 occasions. The maximum rainfall recorded in a day being 5.13 inches.

The Lake did not overflow during the year. This is the first year that the Tansa Lake has not overflowed since its construction in 1892.

The highest level to which the water rose by the monsoon was 411.48 T. H. D. or 8.52 feet below the overflow. This level was reached on the 7th October 1929 when the rainfall amounted to 74.36 inches.

The total quantity of water brought into the City and Suburbs from the lake during the year was 24,036 million gallons or an average of 65.8 million gallons per day.

The total quantity of water impounded in the lake was 27,471 million gallons which, over a catchment area of 33,080 acres is equivalent to 46 per cent. of the rainfall.

The loss of water from the lake through supply, evaporation, leakage and absorption between 1st April and 31st May 1929 was 6,855 million gallons and between 1st November 1929 to 31st March 1930, was 10,188 million gallons making a total of 17,043 million gallons for 212 days or an average of 80.39 million gallons per day.

The quantity of water brought into the City and Suburbs during the same periods was 4,711 and 8,240 million gallons respectively making a total of 12,951 million gallons for 212 days or an average of 61.56 million gallons per day. The average leakage, absorption and evaporation therefore amounted to 18.83 million gallons per day.

The average loss of water by evaporation as measured during the dry months was .18 inches per day, equivalent to an average of 14 million gallons per day.

The lowest level to which the water was drawn before the break of the Monsoon was 394.64 feet above T.H.D. leaving 14.64 feet or 9,746 million gallons above the bottom of the lowest Out-let.

The total visible leakage along the old Masonry conduit between Tansa and Ghatkopar, measured at the close of the year, was about .3 million gallons per day.

There was one burst on the Tansa mains outside Bombay during the year. It occurred on 48" new Tansa Main south of Kirol cabin near Ghatkopar.

#### Vehar Lake.

The total rainfall for the year measured at the Lake was 66.26 inches or 22½ per cent below the average of the preceding 5 years.

Rain fell on 95 days and exceeded one inch on 22 occasions, Two inches per day on 7 occasions, and Three inches per day on 3 occasions. The maximum rainfall recorded in a day being 3.66 inches.

The Lake commenced to overflow on 20th September 1929 when the rainfall amounted to 57.84 inches and continued to overflow until 23rd September 1929. The total quantity of water that passed over the waste weir was estimated to be 21 million gallons.

Owing to the deficiency of water in the Tansa Lake the Vehar Lake which had not been used since 1925 was again brought into use from 7th September 1929 and the total quantity of water supplied to the City from that date to the close of the year amounted to 2,908 million gallons or an average of 14.11 million gallons for 206 days.

The total quantity of water impounded in the Lake during the year (including that drawn off from the Lake and lost by evaporation, leakage and absorption) was 2,785 million gallons which, together with the quantity lost over the waste weir, is equivalent to 47¼ per cent. of the rainfall on the Catchment area of 3,950 acres.

The loss of water from the Lake through evaporation, leakage, absorption and supply between 1st April and 31st May 1929 and between 1st November 1929 and 31st March 1930 amounted to 3,726 million gallons for a total period of 212 days. The quantity of water brought into the City and Suburbs during the same periods amounted to 2,047 million gallons.

The leakage, absorption, and evaporation for 212 dry days of the year was therefore 1,679 million gallons, making an average of 7.8 million gallons per day.

The average loss of water by evaporation as measured during the dry months was .2 inches per day, equivalent to an average of 5.77 million gallons per day.

#### Tulsi Lake.

The total rainfall for the year measured at the Lake was 68.30 inches or 22 per cent. below the average of the preceding 5 years.

Rain fell on 105 days and exceeded one inch per day on 18 occasions, Two inches per day on 4 occasions and Three inches per day on 2 occasions. The maximum Rainfall recorded in a day being 5 inches.

The Lake did not overflow during the year. The highest level to which the water rose by the monsoon was 447.23 T.H.D. or 9.27 feet below the overflow. This level was reached on 12th October 1929 when the rainfall amounted to 67.92 inches.

The total quantity of water impounded including all losses from the Lake was 1,265 million gallons which over a Catchment area of 1,669 acres is equivalent to 49 per cent. of the rainfall.

The water from the Lake was drawn for supply to the City and Suburbs between the 22nd April and 1st August 1929, the total quantity drawn off being 498 million gallons or an average of 4.88 million gallons per day for the 101 days.

The loss of water from the Lake through evaporation, leakage, absorption and supply between 1st April and 31st May 1929 and between 1st November 1929 and 31st March 1930 amounted to 708 million gallons, and as 189 million gallons was supplied to the City between 22nd April and 31st May 1929 the leakage, absorption and evaporation for the 212 dry days was (708—189) 519 million gallons or an average of 2.45 million gallons per day.

The average loss of water by evaporation as measured during the dry months was .17 inches per day, equivalent to an average of .97 million gallons per day.

### Powai Lake

The total rainfall for the year measured at the Lake was 67·97 inches or 19½ per cent below the average of the preceding 5 years.

Rain fell on 90 days and exceeded One inch per day on 23 occasions, Two inches per day on 10 occasions and Three inches per day on 4 occasions. The maximum rainfall recorded in a day being 3·35 inches.

The Lake commenced to overflow on 5th July 1929 when the rainfall amounted to 29·98 inches and continued to overflow until 22nd October 1929. The total quantity of water that passed over the waste weir was estimated at 1,336 million gallons.

The total quantity of water impounded in the Lake during the year (including loss from evaporation and absorption etc.) was 539 million gallons which, together with the quantity lost over the waste weir, is equivalent to 74 per cent. of the rainfall over the Catchment area of 1,650 acres.

The loss of water from the Lake through evaporation, leakage and absorption between 1st April and 31st May 1929 was 126 million gallons and between 1st November 1929 and 31st March 1930 was 238 million gallons, making a total of 364 million gallons for 212 days or an average of 1·7 million gallons per day.

No water was drawn from the Powai Lake for supply to the City or Suburbs during the year.

### Maintenance Works.

There were 45 bursts on water mains of various sizes during the year viz :—

• 3"	..	..	..	..	..	..	..	..	..	23
4"	..	..	..	..	..	..	..	..	..	10
5"	..	..	..	..	..	..	..	..	..	5
6"	..	..	..	..	..	..	..	..	..	3
8"	..	..	..	..	..	..	..	..	..	1
48"	..	..	..	..	..	..	..	..	..	3

The number of water connections made during the year 1929-30 was 932. The number of connections cut off for various reasons was 263 out of which 233 were subsequently restored.

The net increase in the number of connections is therefore 902. The total number of connections now stands at 34,370.

The total number of Municipal meters at present in use is 2,064.

The number of Disconnection orders sanctioned by the Standing Committee from time to time during the year was 389 against 204 last year. These have been dealt with as follows :—

(1) Disconnection not enforced owing to the requirements having been complied with ...	...	...	...	...	126
(2) Disconnections enforced ...	...	...	...	...	263
(3) Connection restored on compliance with Municipal requirements					233
(4) Connections remaining unrestored ...	...	...	...	...	30

### Waste prevention.

Waste prevention operations were continued throughout the year with the result that 33,575 defects were detected and repaired; of these 15,571 were underground and 18,004 above ground.

The total length of water mains tested for leakage by Deacon's Meters was 290 miles and 493 feet.

The total length of water mains of all sizes tested by sound during the year was 172 miles.

The number of Defect notices issued during the year was 5,208.

Particulars of defects detected and remedied, the number of diagrams taken and wastage checked during the year are given in the attached statement :—

Statement of Defects found on Mains and Service Pipes during the year 1929-30.

Month,	No. of Diagrams taken.	Total leakage discovered and arrested in Gallons per hour.	DEFECTS.																				Total.			
			Under Ground.										Above Ground.													
			Mains.		Sluice Valves.	Hydrants.	Service Pipes.	Stop Taps.	Disconnect-ed ser-vice pipes.		Miscel-laneous Holes in Mains, etc.	Bib Taps.			Service Pipes.		Ball Valves and Tanks.			Stop Taps leaking.	Meter Coup: Flanges, Holes, etc.	Miscel-laneous.				
			Bursts.	Joints.					Fer- rule leak.	Pipe leak.		Re- wash- ered.	Out of order.	Left open.	Leak- ing.	With- out Tap.	B. V. out of order.	Tanks with- out B. Vs.	Tanks leaking.							
1929.																										
April .. ..	77	2,82,434	5	36	85	558	378	128	1	3	1	434	231	..	127	10	51	3	11	27	18	10	2,117			
May .. ..	82	2,76,873	5	38	126	550	393	142	7	5	1	490	201	..	99	9	61	11	9	26	29	3	2,205			
June .. ..	79	2,70,060	7	23	108	460	330	110	2	1	0	503	162	..	81	13	50	10	10	30	31	10	1,941			
July .. ..	88	2,76,545	5	24	154	584	366	147	3	0	0	454	263	..	101	4	108	23	15	38	19	26	2,334			
August .. ..	83	2,67,228	2	17	149	534	322	149	3	21	0	395	202	..	121	6	87	18	6	39	19	25	2,115			
September .. ..	79	2,63,175	1	31	102	417	329	158	1	4	11	295	200	..	97	6	73	7	21	93	29	4	1,879			
October .. ..	67	2,71,439	3	33	129	634	298	186	1	0	0	507	594	..	200	11	188	15	19	93	34	7	2,942			
November .. ..	61	2,71,439	3	36	110	548	315	196	3	3	7	633	698	..	279	11	258	15	21	77	51	16	3,280			
December .. ..	60	2,53,976	3	20	98	713	264	201	1	11	1	1,020	668	1	279	29	290	31	16	80	25	2	3,753			
1930.																										
January .. ..	63	2,67,170	5	19	106	840	331	247	1	0	1	722	683	1	280	16	544	32	20	76	18	12	3,754			
February .. ..	59	2,78,823	3	39	100	831	320	255	3	4	0	482	611	..	224	10	479	7	22	119	35	62	3,806			
March .. ..	64	2,92,712	3	34	112	773	410	272	5	3	0	723	477	1	191	12	437	9	9	106	38	34	3,649			
Total ..	862	32,71,874	45	350	1,379	7,442	4,056	2,191	31	55	22	6,658	4,980	3	2,079	137	2,426	181	179	504	348	211	33,575			
Grand Total ..	862	32,71,874	15,571								6,658			11,346								33,575				

**Service Reservoirs.**

There were no additions or alterations made to the Service Reservoirs at Malabar Hill and Bhandarwada during the year. The Public Tennis Courts at the latter reservoir were well patronized, the total receipts for the year amounting to Rs. 464 as against Rs. 419 in the previous year.

**New Works.**

The following statement shows the work done during the year in connection with the laying of new water mains, and the diversion of water mains.

Statement showing work done in connection with the laying of new mains, and diversion of water mains during 1929-30.

Ward.	Locality.	Size of main removed if any.	Size of main laid.	Length in feet.	Remarks.
A	Karwar Street .. .. .	..	6"	623'	
	Do. .. .. .	..	3"	155'	
	Colaba Road .. .. .	..	6"	877'	
	Cochin Street .. .. .	..	6"	616'	
B	Sydenham Road .. .. .	5"	5"	468'	
	Do. .. .. .	5"	5"	630'	
	Do. .. .. .	..	6"	238'	
D	Nepean Sea Road .. .. .	..	6"	3,223'	
	Do. .. .. .	..	3"	250'	
	Malabar Hill Reservoir .. .. .	..	12"	261'	
	Arthur Road (From New Jail to DeLisle Road.)	3"	6"	930'	
	Do. (Jacob Circle) .. .. .	..	3"	20'	
	Love Lane .. .. .	..	6"	78'	
	Mazgaon Road (to Jail Road east) ..	..	24"	279'	
	Do. (over the bridge) ..	..	24"	163'	*Steel main.



Statement showing work done in connection with the laying of new mains, and diversion of water mains during 1929-30—concluded.

Ward.	Locality.	Size of main removed if any.	Size of main laid.	Length in feet.	Remarks.
D	Jacob Circle .. .. .	8"	8"	23'	
F	Sewri-Wadala Road No. 42 .. .. .	9"	9"	547'	
	Do. .. .. .	6"	6"	34'	
	Bhoiwada Road .. .. .	4"	6"	885'	
G	Race Course .. .. .	57" steel	48" C. I.	3,085'	
	Gokhale Road (opp. Portuguese Church) ..	..	9"	434'	
	Do. do. ..	..	3"	86'	
	Matunga Station Road .. .. .	..	6"	288'	
	Tulsi Pipe Road (opp. B. B. & C. I. Rly.) ..	..	9"	286'	
	Lady Jamshedji Road (near Dadar Bridge).	..	9"	74'	
	Jacob Circle .. .. .	27"	27"	105'	
	Do. .. .. .	{ 24" 6" }	24"	17'	

### Vaitarna River Survey.

The question of diverting a portion of the Monsoon floods water of the Vaitarna River into the Tansa Lake to ensure the Lake filling up in future even in years of deficient rainfall was re-opened by the Water Supply Committee under its Resolution No. 52 of 15th October 1929, and the Corporation by its Resolution No. 8543 of 19th December 1929, approved of a survey being undertaken and plans and estimates of the cost of the scheme prepared. A careful reconnaissance of the whole country which lies between the Vaitarna River and Tansa Lake was commenced in January last and definite lines along which the survey is to proceed have been laid down and satisfactory progress made therewith by the close of the year. The cost of the survey is proposed to be spread over a period of two years, but it is hoped that the work will be sufficiently advanced to enable a definite scheme to be prepared and submitted to the Corporation for approval before the expiry of this period.

### Financial.

The Budget grant for the maintenance of the Water Department for the year 1929-30, was Rs. 9,56,255 which, with the lapsed grants renewed and with the transfers and additional grants sanctioned, amounted to Rs. 10,18,123. The total expenditure incurred against this sum and paid for during the year amounted to Rs. 8,77,959, leaving an unexpended balance of Rs. 1,40,164, a portion of which will be renewed in 1930-31 to meet the liabilities incurred during the year :—

The number of cases disposed of was .. .. .	25,000
The number of vouchers received and passed ... ..	2,650
The number of Departmental and Private Works bills preferred and forwarded .. .. .	930
The number of references made to Inspectors for certificates of vouchers .. .. .	2,630
The number of reports and certificates received from the Inspectors.. .. .	11,570
The number of requisitions received and forwarded .. ..	2,223
The number of contracts executed .. .. .	Nil
The number of advices sent to the Chief Accountant .. ..	4,116

W. A. NIVEN,  
*Hydraulic Engineer.*

# FIRE BRIGADE.

I have the honour to submit my Annual Report on the working of the Brigade for the year 1929-30.

*Calls.*—The number of calls to fires or supposed fires totalled 447 as against 445 the previous year and resulted in 277 fires, 79 false alarms, 6 to fallen buildings and 1 to a fire outside the jurisdiction of Bombay. Compared with last year the number of fires shows an increase of 39. Thirty-six of the 79 false alarms were returned as malicious, 14 it is presumed were given with good intent, 2 were due to rioting and 27 were caused by electrical defects and cable faults.

*Fires.*—One hundred and seventy-four fires were extinguished by the Brigade and 103 before our arrival.

Eight serious fires occurred during the year, brief details of which are shown in Appendix III.

*Fire Loss.*—The estimated fire loss has amounted to Rs. 13,07,941 showing a decrease of Rs. 7,12,814 when compared with last year and Rs. 3,11,722, below the average of the last three years.

*Water Supply.*—The supply throughout the year has been satisfactory and the attendance of the Water Department prompt. The approximate quantity of water used at fires was 8,084 tons, 7,542 of which were drawn from mains and 542 from sea, tanks and wells.

*Lives lost, etc.*—Three persons were burned to death and 6 received such injuries that they subsequently succumbed. Ten persons received minor injuries from which they have since recovered. First Aid was rendered by the Brigade on 11 occasions.

*Fire Alarms.*—Sixty-six per cent. of the total number of calls during the year were given through the system. The total number of alarms in the City is 152. The conversion of the alarms of the Southern stations to the improved system unfortunately has not been taken in hand during the year as was anticipated owing to the question of rental, etc., not being finally decided. Nine arrests were made in connection with malicious interference with fire alarms. In 4 cases offenders were fined from Re. 1 to Rs. 12. In other cases the accused persons were found insane or of weak intellect and dealt with accordingly.

*Appliances.*—Except for one engine purchased 23 years ago now becoming unreliable all the appliances are in good working order. Provision has been sanctioned in the Budget for a new engine to replace the old one which will be removed from active service as soon as the new engine is delivered and placed in commission.

*Stations.*—It is regretted that no provision has been made again in the Budget this year for the proposed new Fort Station at Mint Road or for the purchase of a site at Sydenham Avenue for a new Bhuleshwar Station.

With the increasing risk in the North of the Island and the growth of the Brigade generally the need of a more modern station at Byculla is daily felt. The question of remodeling Headquarters however has received attention.

*General.*—The Brigade appliances on fourteen occasions responded to fallen buildings and other rescue operations. As a result of these collapses five persons lost their lives and nine received slight injuries.

The distance run by the appliances to and from 447 calls to fires totalled 3,741 miles.

Hydrant inspection throughout the year was regularly carried out and the defects remedied at once.

Forty-five inspections of theatres, cinemas and circus tents were carried out and eight hundred and ninety-seven of premises in connection with dangerous trades.

The general health of the staff has been satisfactory. Most of the staff with their families were re-vaccinated and the compliment was practically at full strength throughout the year. Five men died and 18 were invalided, resigned or left the service. Several men received slight injuries at fires but none proved serious.

Instruction classes to the staff in First Aid to the injured were continued regularly and four examinations were held. As a result 55 men were successful and were presented with pass out certificates. As approximately 60 per cent. of the staff is now qualified it is proposed to reduce the classes to two a year in future.

*Ambulance Service.*—803 accident calls and 1,658 cases of hire were responded to as against 728 and 1,513 respectively during the previous year. 2,437 persons were carried as against 2,413 last year and the distance run by the ambulances has been 22,087 miles. Receipts from hire amounted to Rs. 9,355 as against Rs. 8,800 last year. First aid to the injured was rendered by the staff on 490 occasions.

In view of the fact that the ambulances are nearly ten years old, it is proposed to supplement the fleet gradually by annual additions to maintain the service efficiently and to meet the increasing demand. Provision for a new ambulance has been sanctioned in the ensuing year's budget.

In conclusion, as this is my last Annual Report, I wish to thank the Corporation, Municipal Commissioner, Heads of Departments, Police, Bombay Salvage Corps and the City of Bombay generally for the assistance and kindness extended to me in connection with the administration of the Brigade during my term of office.

I have the honour to be,

Sir,

Your most obedient servant,

T. C. GREENOP,

*Chief Officer, Fire Brigade.*

## Budgetted Strength and Equipment of the Brigade :—

*Strength.*

1 Chief Officer.	10 Engineers and Fitters.
1 Probationary Officer.	24 Motor Drivers.
1 2nd Officer.	27 Tindals.
12 Station Officers.	204 Firemen, etc.
1 Motor Mechanic.	4 Turncocks.
1 Sub Officer.	1 Carpenter.

Office Staff :—4 Clerks.

Ambulance Staff :—6 Motor Drivers and 15 Attendants.

*Equipment.*

11 Motor pumps, (8 with 1st aid appliances).	13 Hose Reels.
4 Steam Motor Engines.	5 Smoke Helmets.
2 Motor escape and 1st aid tenders.	1 Oxy-acetylene cutting plant.
1 Motor turntable ladder.	1 Motor car.
1 Motor emergency van.	2 Motor lorries.
9 Hand fire escapes.	40,000 feet of hose, Froth extinguishers and other small appliances.
4 35 feet extension ladders.	

5 Ambulances.

## APPENDIX I.

## BOMBAY FIRE BRIGADE.

Statement showing the distribution of Engines, etc.

No.	STATIONS.	Motor Pumps.	Steam Motor Engines.	Motor Escape and 1st Aid Tenders.	Motor Turntable Ladder.	Motor Emergency Van.	Hand Fire Escape.	Hose Reels.	Smoke Helmets.	Oxy-Acetylene cutting Plant.	Motor Car.	Motor Lorries.	Delivery hose in 50 feet lengths.	Station Officers including 2nd Officer.	Motor Mechanic.	Sub-Officer.	Engineers and Fitters.	Motor Drivers.	Tindals.	Firemen, etc.	Turncocks.	Carpenter.	Ambulances.	Motor Drivers.	Firemen (Attendants).	REMARKS.
1	Head Quarters.	3	2	..	..	1	2	1	5	1	1	2	305	4	1	1	7	11	12	63	1	1	3	4	11	First aid appliances attached. Escape carried on motor pump.
2	Alexandra Dock	2	..	..	..	1	1	..	..	..	..	..	80	2	..	..	2	2	18	..	..	1	1	2	2	First aid appliance attached. Escape carried on motor pump.
3	Gowalia Tank	1	..	..	..	1	1	..	..	..	..	..	45	1	..	..	1	1	20	..	..	..	..	..	3	First aid appliance attached. Escape carried on motor pump.
4	Sewree Cotton Depot.	1	..	..	..	2	..	..	..	..	..	..	60	1	..	..	1	1	16	..	..	..	..	..	..	First aid appliance attached. Carries 35 feet ladder.
5	Babula Tank	..	1	1	..	1	1	..	..	..	..	..	60	1	..	..	1	2	20	1	..	..	..	..	..	..
6	Fort ..	..	1	..	..	1	..	..	..	..	..	..	30	1	..	..	1	2	13	..	..	..	..	..	..	First aid appliance attached. Carries 35 feet ladder.
7	Colaba	..	1	..	..	1	2	..	..	..	..	..	40	1	..	..	1	1	13	..	..	..	..	..	..	First aid appliance attached. Escape carried on motor pump.
10	Dadar ..	..	1	..	1	..	1	2	..	..	..	..	80	1	..	..	2	2	16	1	..	1	1	2	2	First aid appliance attached. Escape carried on motor pump.
11	Bhuleshwar	..	1	..	..	1	1	..	..	..	..	..	40	..	..	..	1	1	9	..	..	..	..	..	..	..
12	Mandvi	..	1	..	1	..	2	..	..	..	..	..	60	1	..	..	1	2	16	1	..	..	..	..	..	..
	Total	11	4	2	1	1	9	13	5	1	1	2	800	13	1	1	10	24	27	204	4	1	5	6	15	

**APPENDIX II.**  
**BOMBAY FIRE BRIGADE.**

Summary of calls to fires (including false alarms) showing the number of times the appliances were used for attending and extinguishing fires during the year 1929-30.

STATIONS.	Number of Fire Alarms.	How called.					Appliances attended.								How extinguished.								REMARKS.	
		By Strangers.	By Police.	By Fire Alarms.	By Telephones.	Total.	Hose Reels.	Motor Steamers.	Motor Pumps.	First Aid Tenders.	Motor Turntable Ladder.	Motor Lorries.	Hand Escapes.	Motor Emergency Van.	Buckets.	Hand Pumps.	Chemical Extinguishers.	First Aid Appliances.	Hydrants.	Steamers.	Motor Pumps.	Sand.		Sprinklers Actuated.
Head Quarters .. ..	16	4	..	20	113	137	..	2	163	..	..	14	..	6	15	..	2	7	14	..	24	1	18	
Alexandra Dock .. ..	17	1	..	12	..	13	..	..	43	..	..	..	..	..	2	3	2	4	2	..	2	1	..	
Gowalia Tank .. ..	27	7	..	20	..	27	17	..	65	..	..	..	..	..	1	..	1	7	3	..	3	..	..	
Sewree Cotton Depot ..	8	5	..	20	..	25	12	..	36	..	..	..	..	..	3	..	1	9	20	..	11	1	..	
Babula Tank .. ..	12	2	..	35	..	37	..	141	..	141	..	..	..	..	4	3	1	16	6	4	..	1	..	
Fert .. ..	11	2	..	12	..	14	..	..	66	..	..	..	17	..	2	..	3	4	2	..	2	..	..	
Colaba .. ..	8	7	1	13	..	21	20	..	42	..	..	..	..	..	5	1	1	9	2	..	2	1	..	
Dadar .. ..	25	9	..	38	..	47	4	..	52	17	..	..	..	..	9	..	8	12	22	..	13	..	..	
Bhuleshwar .. ..	18	4	..	98	..	102	2	127	..	..	..	96	..	..	5	2	1	..	12	3	..	2	..	
Mandvi .. ..	10	..	..	24	..	24	..	..	60	..	99	..	..	..	1	..	1	..	10	..	7	..	..	
Total..	152	41	1	292	113	447	55	270	527	158	99	14	113	6	47	9	21	68	93	7	64	7	18	

APPENDIX III.  
BOMBAY FIRE BRIGADE.

Brief details of the most serious fires of the year 1929-30.

Date.	Time.	Place.	Business.	Extinguished by	Damage.	Estimated loss.
Rs.						
1929.						
20th August	4-54 A.M.	Reay Road, Sewree.	Cotton Press.	Firemen with motor pumps.	4 A corrugated iron building of one and two floors 100×80 feet used as cotton press and contents severely damaged by fire, heat, smoke and water.	1,25,000
6th November	10-34 P.M.	4th Chandra Chowk Gully, Mulji Jetha Cloth Market.	Piece goods Merchants.	Firemen with 1 motor steamer, 1 hydrant and market staff with private appliances.	Two shops and contents severely damaged by fire and four adjoining shops and contents slightly by fire, heat, smoke, water and breakage.	36,500
6th December	2-45 A.M.	DeLisle Road, Parel.	Railway Workshops.	Firemen with 2 motor pumps and private appliances	Two bogie carriages and one electric bogie unit severely damaged by fire and heat in paint shop 550 × 330 feet and a quantity of paint, etc., destroyed and about 30×30 feet of roof over by fire, heat, smoke, water and breakage.	40,000
1930.						
28th January	12-31 P.M.	Exchange Avenue Sewree Cotton Depot.	Cotton	Firemen with 2 motor pumps and 1 hydrant.	About 1,900 bales of cotton damaged by fire and water on Jetha No. 171 and a few bales in adjoining stacks slightly by water and removal.	1,00,000
30th January	9-25 A.M.	Exchange Avenue Sewree Cotton Depot.	Cotton	Firemen with 3 motor pumps and 1 hydrant.	A stack of cotton comprising 1,500 bales damaged by fire and water on Jetha No. 177 and few bales of adjoining stacks slightly by water and removal.	50,000
2nd February	2-47 A.M.	In stream off Malet Bunder Bombay Har- bour.	Sailing Vessel.	Brigade stood by with appliances.	A prow of 146 tons and cargo destroyed by fire and sunk by the Bombay Port Trust staff.	68,000
3rd March	4-24 P.M.	Exchange Avenue, Sewree Cotton Depot.	Cotton	Firemen with 7 motor pumps and 5 hydrants.	Several stacks of cotton comprising 7,000 bales damaged by fire, heat, smoke and water on Jetha Nos. 229, 230, 234, 235, 239, 240 and 247 on open ground.	2,50,000
8th March	4-20 A.M.	Muter Gully, Sk. Memon Street.	Offices and dwellings.	Firemen with 6 motor pumps and 2 motor steamers	A building of 5 floors 45×35 feet used as offices and dwellings. Four upper floors and contents severely damaged by fire, roof off and partly fallen down. Lower part of building and contents by water and dirt and  A building of 5 floors 50×45 feet adjoining used as offices and dwellings. Four upper floors and contents damaged by fire and part of roof off. Lower part of building and contents slightly by fire, heat, smoke, water and breakage and  A back building of 4 floors 60×30 feet adjoining used as offices and dwellings. Three upper floors and contents severely damaged by fire, heat and water. Most part of roof off and lower part of building and contents slightly by water and dirt.	1,28,000

## BOMBAY FIRE BRIGADE.

## APPENDIX IV.

Summary of lives lost at fires during the year and persons who received such injuries that death subsequently ensued.

Date.	Time.	Place.	REMARKS.
23rd April 1929 ..	8-59 A.M.	Haines Road ..	Laxmibai Vishnoo, aged 22 years, burned to death before the arrival of the Brigade.
14th May 1929 ..	4-12 A.M.	Elphinstone Road ..	Jeebai Nazaralli, aged 35 years, severely burned on body. First aid rendered by the Brigade. Removed to hospital in Brigade ambulance. Since dead.
23rd May 1929 ..	11-49 P.M.	Lamington Road, South ..	Zora Bandakhan, aged 25 years, severely burned on body. Removed to hospital in Brigade ambulance. Since dead. Bandakhan, aged 35 years and Musherri, aged 17 years, burned to death.
10th June 1929 ..	9-12 P.M.	Princess Street ..	Ganco Rama, aged 26 years' burned on body. Removed to hospital by Police before the arrival of the Brigade. Since dead.
28th August 1929 ..	8-55 A.M.	3rd Bhoiwada, Bhuleshwar.	Gulabbai Nagar Girde, aged 20 years, severely burned on chest, legs, arms and back. First aid rendered by the Brigade. Removed to hospital in Brigade ambulance and detained. Since dead.
1st] October 1929 ..	11 40 A.M.	Do. do.	Rajkuwar Liladhar, aged 17* years, severely burned on body, arms and legs. First aid rendered by the Brigade. Removed to hospital in Brigade ambulance. Since dead.
17th February 1930	10-55 P.M.	Vithalwadi ..	Nathibai Goosalal, aged 18 years, severely burned on body. First aid rendered by the Brigade. Removed to hospital in Brigade ambulance. Since dead.

## BOMBAY FIRE BRIGADE.

## APPENDIX V.

Monthly Summary of Fires and Annual Losses for the Period 1920-21 to 1929-30.

YEAR.	April.	May.	June.	July.	August.	September.	October.	November.	December.	January.	February.	March.	Total.	Estimated loss.
1920-1921.	29	24	22	21	19	23	26	40	48	24	33	46	355	Rs. 61,43,244
1921-1922.	27	19	32	17	20	16	24	65	25	32	28	25	330	40,46,289
1922-1923.	25	34	22	20	15	16	21	30	20	29	36	24	292	22,57,137
1923-1924.	32	30	23	25	15	19	26	26	25	25	18	31	295	35,72,921
1924-1925.	14	18	27	15	19	15	20	29	23	24	21	34	259	15,25,610
1925-1926.	26	25	17	14	11	12	17	10	17	28	23	24	224	9,83,089
1926-1927.	26	27	17	14	11	20	14	31	27	22	17	27	252	9,92,682
1927-1928.	19	21	15	10	7	18	22	18	22	28	19	18	217	18,45,553
1928-1929.	14	29	20	13	14	14	30	21	8	27	25	23	238	20,20,755
1929-1930.	20	34	23	11	10	17	25	20	26	22	32	37	277	13,07,941



# PUBLIC GARDENS.

No. G./270-A. of 1930-31.

BOMBAY, 31st May 1930.

FROM

THE SUPERINTENDENT,

MUNICIPAL GARDENS,

TO

THE MUNICIPAL COMMISSIONER,

FOR THE CITY OF BOMBAY.

*Subject: Annual Report for the year 1929-1930.*

SIR,

I have the honour to submit the Annual Report on the working of the Municipal Gardens, under my charge for the year 1929-30.

2. I continued to be in charge of the Gardens throughout the year.

3. The following Public Gardens and Bandstands were maintained by the Municipal Corporation, during the year :—

(1) Victoria Gardens; (2) Elphinstone Circle Garden; (3) Falkland Road Garden; (4) Northbrook Garden; (5) Victoria Square (Bhatia Baugh); (6) Esplanade Bandstand; (7) Chowpatty Bandstand; (8) Flora and Wellington Fountains and the Queen's Statue; (9) Dayam Baugh; (10) King's Circle Garden, Matunga; (11) Tilak Bridge Garden, near the Dadar Overbridge; (12) P. A. Hormarji Garden, Dadar Parsi Colony.

4. The last two Gardens, *viz.*—the Garden at Tilak Bridge and the P. A. Hormarji Garden were added to the list of the Public Gardens this year. The former Garden is situated to the West between the two wings of the Dadar Overbridge and was laid out by the Municipality. The works of construction of Public latrines and urinals in the Garden and the providing of Gymnasium apparatus were carried out by the Engineering Department and the Garden was laid out in the form of Terrace Garden by the Garden Department. The whole work was completed at a cost of Rs. 18,485. This Garden was kept open to the Public from the month of March of this year, and it is gratifying to note that it has become a popular resort of the residents of Dadar, who crowd the place in the evenings in large numbers, and the Gymnastic apparatus has become a source of joy to the children of the locality.

5. The P. A. Hormarji Garden is situated on the plot of land, belonging to the City Improvement Trust in the Dadar Parsi Colony, and is the munificent gift of Mr Nusserwanji P. Whaddia to the Public of Bombay and the Municipal Corporation. This Garden was laid out by Mr. Whaddia to commemorate the memory of his father—the late Mr. P. A. Hormarji after whom the Garden is named—at an approximate cost of Rs. 30,000. It may be mentioned that this Garden was laid out by the under-signed at the request of Mr. Whaddia, who spared no expense to carry out and adopt whatever suggestions that were put forth. A set of swings and other Gymnastic apparatus with a sand-pit have been provided in this Garden by the donor for the use of children. This Garden was taken over from Mr. Whaddia to be maintained by the Municipal Corporation on the 28th March of this year, and has become very popular with the public and the children of the locality. Being situated in the midst of the quadrangle formed by the houses, abutting on all sides, this Garden is one of the brightest spots, rendering the whole place beautiful and has added very considerably to the amenities of the Colony.

6. The following Open Spaces, Recreation and Play-grounds were maintained during the year :—

(1) Babula Tank ; (2) Cowasji Patel Tank ; (3) Hamal Wady ; (4) Cavel Street ; (5) Gowalia Tank Play-ground ; (6) Gilder Tank Play-ground ; (7) Mustan Tank Play-ground ; (8) 2nd Peerkhan Lane ; (9) Tank Square ; (10) Nawab Tank ; (11) Hornby Vellard ; (12) Nowroji Hill Estate ; (13) Willingdon Play-ground ; (14) Bombay Working Men's Institute at Parel ; (15) Nowroji Hill Estate Recreation Ground, opposite the old Oomerkhadi Jail ; (16) Six Play-grounds including a small Garden (two in the Dadar Parsi Colony and four at Matunga near the King's Circle Garden and the Matunga G. I. P. Railway Station ; (17) Play-ground at Parel, opposite the King Edward Memorial Hospital ; (18) Recreation Ground at Lal-Baugh ; (19) Play-ground at Naigaum, opposite the New Police Lines ; (20) Worli Terrace Garden facing the Worli Reclamation.

7. During the year under report, 12 new Recreation and Play-grounds and Gardens were taken over for maintenance and upkeep from the City Improvement Trust, out of which seven have been provided with Swings and other Gymnasium apparatus for the use of children, *vide* the list in serial Nos. from 16 to 20 in the foregoing para. as the Municipal Corporation provided the necessary funds in the Budget of this year for their upkeep and maintenance. It is gratifying to note that the Municipal Corporation is doing so much for the health problem of the City by way of providing Recreation and Play-grounds and Gardens, which form the lungs of the City, and spending so much money annually over them, that the Public should be thankful to the Civic Fathers for providing these amenities for their general welfare and health.

8. The Municipal Play-grounds at Mustan Shah, Gilder Tank and Willingdon Play-grounds under the supervision of the Bombay Young Men's Christian Association for Directed Games, continued to be as popular as before. They have been a source of great attraction to the youth of the different localities, in which they are situated. All these 3 Play-grounds are very well equipped with the Gymnastic paraphernalia, and it is very pleasing to note that New Games and Sports are being introduced to keep up the interest of the boys and girls, and the success of this undertaking is in no small measure due to the very enthusiastic General Secretary of the Y. M. C. A. Mr. H. W. Bryant and to Mr. A. G. Mane, the New Physical Director.

9. There is a very great demand for establishing an "Akhada" as a part of the physical culture programme in these Play-grounds, which proposal has been submitted by Mr. Bryant to Mr. Dalal, our popular Municipal Commissioner, for his sympathetic consideration. No doubt these "Akhadas" or "Wrestling pits," will form a very good item of the physical culture activities, and it will only be possible to introduce them if the Municipal Corporation is pleased to provide the necessary funds. Another great want felt in these Play-grounds is the lack of adequate shelter to protect boys and girls engaged in out-door play during the Monsoon months, and it is hoped that it will be possible in the near future to make these provisions, when funds permit.

10. The Annual Volley Ball Tournament was held this year at the Mustan Shah Play-ground, in which not only the three Municipal Play-grounds participated, but also the local clubs and schools entered into competition. Sir Patrick Kelly, C.I.E., J.P., the Commissioner of Police, Bombay, presided and presented the Gole Volley Ball Trophy this year to the successful team, *viz.*, the Nagpada Neighbourhood House Team, on the 31st January 1930. The Y. M. C. A. also propose to arrange similar tournaments for Volley Ball and other sports at the Gilder Tank and Willingdon Play-grounds. We wish the Y. M. C. A. every success.

11. A set of Swings and Parallel Bars were fixed at the Tank Square Open Space, Matharpakhadi, Mazagaon, this year, at an estimated cost of Rs. 448. The old wall consisting of loose stones, which harboured snakes and reptiles at the Nawab Tank Play-ground, Reay Road, Mazagaon, was dismantled and in its stead a "pucca" masonry wall and pale fencing were constructed this year, the whole cost amounting to Rs. 1,423.

12. The Cricket Grounds at the Gowalia Tank Maidan were freely taken advantage of by the local clubs and schools, and not a single plot has remained vacant. There is very considerable demand for cricket pitches on our Gowalia Tank Maidan principally from the Schools and Educational Institutions ; but for want of room, the applications were refused. This great want could be filled in, if more Cricket Maidans are provided for the Public by the Municipality : for instance the present site of the Northbrook Gardens could be converted into

a cricket field, which will not only afford facilities to the public by way of providing more cricket plots, but will eliminate the very undesirable element, which is at present prevailing, round about the Gardens and in the neighbourhood of Golpitha.

13. This year the City Improvement Trust handed over to the Municipality the small strip of land admeasuring about 2,008 square yards to the west of the Play-ground, which joins the Gowalia Tank Road with Tejpal Road. The work of extending the existing pipe fencing of the Gowalia Tank Maidan to the west so as to embody this additional area, has been sanctioned and will be taken up shortly.

14. Since the completion of the Tansa Scheme, the water supply of the Gardens has considerably improved and a continuous and copious water supply has been ensured. But owing to the failure of rains this year, water had to be used very sparingly in the Gardens. The Flora Fountain in the Fort, had to be stopped playing. It is hoped that there will be a favourable rainfall next year, when the conditions will be greatly improved.

15. The supply of labour was just as short as in the past years. Although there is a good demand for trained Malees, everywhere, it is very difficult to obtain good Malees, and the work is carried out by such unskilled labour as can be had now-a-days.

16. Some of the lawns, shrubberies, and flower beds were planted and renovated as required from time to time, and many more were added. The flower beds in the Central Avenue and elsewhere made the usual show of bright and variegated colours. During the Monsoon months, Zinnias and Dahlias made a very good show; and Asters, Chrysanthemums, Antirrhinums, Petunias, Sweet-Peas and Pansis among the Cold Weather Annuals, were very much admired and appreciated. The new Carpet bed laid out on the lawn in front, near the Clock Tower, made a very good show of bright and variegated colours, and has completely changed the aspect of the Garden near the entrance, making it beautiful and attractive.

17. The number of visitors in the Victoria Gardens under report was 19,43,912 which shows a decrease of 3,77,332. This is due to the communal troubles, continued Mill and Railway strikes and other labour troubles in Bombay. The Garden was completely closed to the Public from the 4th May to the 11th May and partially closed from the 12th May to the 18th May 1929, owing to the Military camp of the 9th Jath Regiment from Santa-Cruz, encamped in the Gardens, during the Riot days.

18. The Superintendent, during the year under report, visited Bangalore, Mysore, Coonoor and Ootacamund, in the months of February and March and purchased and bought on exchange a fine collection of rare plants, which have been added to our collection. Business relationship was established with the famous Government Botanical Gardens of Ooty the summer seat of the Government of Madras. Plants from these Gardens are expected to arrive in the month of June next. The Superintendents and Curators of all the above mentioned Gardens were very obliging, co-operative and courteous, and in this connection particular mention may be made of Mr. Zadiq S. Shah, the Assistant Private Secretary to H. H. the Maharajah of Mysore. The Superintendent was able to visit during his stay in Mysore the Gardens of Daria-Dowlat Summer Palace of Tippoo Sultan the Tiger of Mysore, the fort of Seringapatam now in ruins, and the well-known Krishna-sagar Dam, wherein Gardens are now being laid out in the form of Terraces, leaving the other portion of the bank for field cultivation of Rice and other Cereals.

19. Seeds and plants were received from and sent in exchange to the State Gardens, Baroda; Government Botanical Gardens, Lal-Baugh, Bangalore; Royal Botanical Gardens, Peradeniya, Ceylon; Director of Gardens, Straite Settlements (Penang and Singapore); Agri-Horticultural Society's Gardens at Madras, Calcutta and Rangoon; Taj and other Government Gardens, Agra; Lawrence Gardens Lahore; and Empress Botanical Gardens and College of Agriculture, Poona. The number of plants added to our collection was 104; Seeds and plants were purchased from the Chandra Nursery, Sikkim State (Bengal) Town-end Nursery, Darjeeling; Robert Veitch and Sons, Ltd., Exeter, England, and Messrs. Mooniswamy and Sons and D. Gurappa of Bangalore.

20. All the major and minor repairs to cages and buildings were carried out during the year. These included the renovation of a portion of the old wooden fencing of the Deer Enclosure, with iron fencing at a cost of Rs. 1,385. The remaining portion of the old fencing of the Deer Enclosure will be similarly renovated from year to year, as funds permit. The other items included repairs to the Baboon Cage, the Bhawnager Cage for smal

Carnivora the Monkey House, Galleries of the Brown Bear Cage, fencing of the Deer Paddock and the Ostrich Enclosure. The work of repairs to the bars of the Tiger and Lion Cages and the Junagadh Cage for housing Hyenas will be completed shortly. As reported last year, the rear portion of the Fernery near the Office was renovated this year at a cost of Rs. 2,593 from the special grant provided for the purpose. The old roof of the "Potting Shed" in the Nursery was repaired at a cost of Rs. 868. The Garden Office was fitted with Electric Lights and Fans at a cost Rs. 1,164; a shed to be used as an Operation Room in the Garden Infirmary for Animals was constructed at a cost of Rs. 1,350 and repairs and oil-painting were carried out to the steel fencing of the Mustan Shah Play-ground at a cost of Rs. 265. An extra drainage connection to the Victoria Regia Pond in the Victoria Gardens was carried out at an estimated cost of Rs. 366 this year.

21. Repairs to the Roads in Bhatia Baugh (Victoria Square) were carried out at an estimated cost of Rs. 167 from the special grant provided for the purpose; so also the surface-dressing of the play-ground at Cavel Street at a cost of Rs. 287. The painting of the Bandstands at the Esplanade and Chowpatty was done this year at a cost of Rs. 228 and Rs. 273 respectively and the painting of the benches at the Esplanade Bandstand at a cost of Rs. 117. The work of painting of the iron railing, Mali's quarters, &c., in the Elphinstone Circle Garden was carried out at an estimated cost of Rs. 657; so also repairs to the Masonry Tanks, &c. in the Victoria Gardens as Anti-Malaria Measures at an approximate cost of Rs. 814.

22. A grant of Rs. 4,867 was provided this year for repairs to roads in the Victoria Gardens, out of which a special provision of Rs. 3,367 was made for repairs to the roads in the Central Avenue from Turnstile to the Central Circle, which work was executed this year, so also to the two wings of the roads leading from the main gates of the Garden near the Clock Tower. Other roads in the Gardens, which required urgent repairs, were also put in order. It is gratifying to note that our crying need for enhancing the Road Repairs Grant has been fulfilled also for the next year, by the provision of a sum of Rs. 6,343 by the Municipal Corporation and if this is continued, all the roads in the Gardens, which are in bad state, will be thoroughly repaired and put in good order in a very short time.

23. The Elephant rides were continued to be given as before though they were allowed to a limited extent on Saturday noon and on Sundays in the morning and evening, owing to old age and sore-foot on the Animal, an old chronic complaint from which she suffered off and on. The total receipts were Rs. 319-7-0 as against Rs. 248 the previous year. As reported last year, H. H. the Mir Saheb of Khairpur, of Khairpur State in Sindh, presented a fine specimen of Camel about 5 years old, and the animal arrived in the Gardens, on the 25th May 1929. Our best thanks are due to His Highness the Mir Saheb for his kind present. After a month's training to its surroundings in the Gardens, the Camel was put to work and the rides were continued throughout the year, except for a period of about three weeks, while the animal was rotting or "Must," that the rides were stopped. The total receipts were Rs. 203 as against Rs. 72 the previous year.

24. The usual Band Performances and Concerts of Indian Music, including the concerts of Marathi Ballads and Lyrical Songs were given at the several places under our charge. There were 21 performances in the Victoria Gardens; 24 at the Chowpatty Bandstand; 52 at the Esplanade Bandstand; 16 at the Sir Pherozeshah Mehta Gardens, Malabar Hill; 8 at the King's Circle, Matunga and 7 at the Dadar Parsi Colony. There were 5 concerts of Indian Music at the Victoria Gardens; 4 at the Chowpatty Bandstand; 4 at the Sir Pherozeshah Mehta Gardens and 8 at the Damodar Thakersey Hall, including the 2 concerts of Marathi Ballads and Lyrical Songs.

25. At the repeated requests of some residents of Matharpakhadi and Mazagaon, a provisional grant of Rs. 700 was made by the Municipal Corporation as per Corporation Resolution No. 7092 of 11th November 1929. Accordingly 6 Band Performances were arranged at the Belvedere Hill (Bhandarwada Reservoir) Mazagaon, on trial, which were found to be very successful and were very much appreciated by the Public. It is now resolved to arrange the Band Performances during the fair season of the year and to include them in the Municipal Programme of Band and Indian Concerts for which a sum of Rs. 12,500 has been allotted in the Budget for the current year (1930-31) viz: the sum of Rs. 500 has been provided as an additional grant over the last year's Budget provision. This additional grant is barely sufficient to arrange a fair number of Band performances at the Bhandarwada Reservoir, and it is hoped that the Municipal Corporation will be pleased to provide adequate funds for this purpose in the near future.

26. As stated in the last year's report the improvement grants have been discontinued. But just as I am writing this report, I have great pleasure to record that the Municipal Corporation has been pleased to approve and sanction the "Garden Fund" as per Corporation Resolution No. 912 of 1st May 1930, to which the average income of Rs. 6,000 derived from the Victoria Gardens from sale of plants, flowers and animals, etc. will be credited instead of to the General Fund; and this special Fund will be utilized for the improvement of the Zoological Collection.

27. The following are amongst the animals presented to the Gardens during the year under report, for which our best thanks are due to the Donors:—

6 Rhesus Monkeys—2 by the Secretary of the Bombay Panjarapole, 1 by Mrs. Flynn, 1 by the Inspector of Police of Agripada, 1 by Mr. S. K. Buranbux, 1 by Mr. F. Coelho.; 1 Koel Indian by Miss Guidera; 1 Young Wild Boar by Lieut. Harkess; 1 Bank Myna by Dr. V. S. Rao; 1 Palm Civet by Mr. Shanker Morarji; 1 White-necked Stork by Mr. Charles Mc'Cann; 2 Crab-eating Monkeys by Mrs. Parabai Dhondoo; 1 Mouse Deer by Mr. Hamid Ali, I.C.S., the Collector of Alibaugh; 1 Leopard by Mr. Dasharath Hirasingh; 1 Indian Antelope by the Secretary of Bombay Panjarapole; 1 Salmon Crested Cockatoo by Mr. Framroz Avari; 1 Leopard cub by Rao Bahadur Sitaram Maharaj Powar of Dhar State; 1 Munt-jac Deer by Mr. R. D. N. Wadia; 1 Dromedarian Camel by H. H. the Mir Sahab of Khairpur; 3 African Crested Guinea Fowls by Sir David Ezra, Kt., C.I.E., of Calcutta; 1 Spotted Deer by Mr. Colledge; 2 Indian Antelopes by Seth Ambalal Sarabhai of Ahmedabad; 1 Arabian Gazelle by Mr. Fateh Mahomed Osman; 4 Jackal cubs by Prof. K. S. Kulkarni of Agriculture College of Poona; 1 Wild Boar by Thakur Sahib Natvarsinghji Sahib of Gondal; 2 Leopard cubs by Mr. Bhojwani and 1 Leopard by Mrs. S. E. Humphreys.

28. The following animals and birds were born and hatched in the Garden during the year:—

4 Spotted Deer; 3 Sambars; 4 Lion cubs; 1 Sloth Bear; 2 Four-horned Antelopes; 1 Black-headed Ibis; 1 Hog-Deer; 1 Rhesus Monkey and 1 Indian Antelope.

The most remarkable event during the year under report was a very valuable addition to the Zoological Collection of the Victoria Gardens by the birth of a Zebra foal (*Equus Burchelli*) on 12th February 1930. The young male Zebra is now three months old and is a fine specimen I have great pleasure to state that this Garden has been equally successful in the breeding of Zebras as is the case with the bigger Carnivora, for the young one born this year, is the second of its kind born in the Bombay Zoo. The first Zebra in our Garden, born on the 30th August 1918, is a fine specimen of a female Zebra in our collection and is believed to be the first instance of a Zebra being bred in this country.

29. The following were amongst the animals purchased during the year:—

1 Hunting Leopard; 2 Gold Pheasants; 4 Spotted-billed Ducks; 1 White Peafowl; 1 Red Lory; 1 Lesser Sulphur Crested Cockatoo; 6 Flamingos; 2 Bank Mynas; 4 Wigeons; 4 Tufted Pochards; 1 Silver Pheasant; 4 White-eyed Pochards; 1 Bar-headed Goose; 2 Red-headed Pochards; 8 Teal common; 2 Nukta Ducks; 2 Ring-tailed Lemurs; 2 Hanuman or Langur Monkeys; 1 Lemur Mongoose; 2 Bull Finches; 2 Siberian white Cranes; 6 Red-billed Blue Magpies; 6 White Crested Laughing Thrush; 6 Shama; 2 Harewa; 4 Babblers; 4 Kasturia; 6 Chinese Robbins; 12 Finches; 12 Bul-Buls; and 2 Chinese Squirrels.

30. Since the sanction of the new "Garden Fund" by the Municipal Corporation as stated above in para. 26, we shall now be afforded facilities to effect considerable improvement in our Zoo, and be able to add rare specimens to our Collection, so as to compare very favourably with the other Zoos in India.

31. During the year under report large amount of business was done on exchange account, with the Zoological Gardens of Melbourne, Australia; 4 pairs of Indian Antelopes from our collection—stock being worth Rs. 300, were exchanged for a pair of Red Kangaroo worth £ 25. Three Indian Antelopes were accordingly shipped this year to Australia as against one Red Kangaroo received; and the whole bargain, it is expected, will be completed during the course of next year. A pair of Lion Cubs born in our Gardens and aged 3½ months and worth Rs. 500 were exchanged for a young Lioness 5½ years old worth Rs. 1,000 the property of Prof. Shanker Rao of the Karlekar's Grand Circus. In this connection it may be stated that the Lions at present in our collection in the Gardens, are all

blood relations and are now breeding "in-and-in" with the result that the brood in future is likely to deteriorate. The introduction of new blood was, therefore, deemed necessary, and the exchange business done with Prof. Shanker Rao was a real bargain. Similarly exchange business has been arranged with the National Zoological Gardens of South Africa, Pretoria, and it is proposed to be given from our collection—2 pairs of spotted Deer, 1 pair of Sambar Deer and 1 pair of Indian Striped Hyaenas—stock being worth Rs. 1,000 in exchange for stock of animals from the Pretoria Zoo consisting of 1 pair of Ostriches, 1 pair of Brindled Gnus and 1 Male Water-buck, being worth more than Rs. 3,000. I have great pleasure to place on record the good services of Sir Reginald Spence, Kt., J.P., the Secretary of the Bombay Natural History Society through whose co-operation, this exchange business was brought about, and our best thanks are due to this gentleman. The matter is before the Standing Committee, and it is hoped the necessary sanction will be accorded.

32. Further, during the month of March, when the Superintendent visited Mysore, he placed before Mr. Zadiq Shah, the Assistant Secretary, who is in charge of the Shri Chamarajendra Zoological Gardens, which is the private property of H. H. the Maharaja of Mysore, the proposal of exchange of the Zebra foal born in our Gardens this year, and worth Rs. 1,200, for a young male Tiger and a pair of Fallow Deer from the Mysore Zoo, stock being worth over Rs. 2,000 which proposal was accepted by him. It is pleasing to note that the Standing Committee has accorded the necessary sanction in the matter. The new Tiger from Mysore will be an acquisition to our Garden, when it arrives, as our old pair has stopped breeding and the young tigers (3 in numbers) are not breeding at present, and are all consanguineous and, even, if they breed, the brood in consequence is likely to deteriorate. It will therefore be seen that the exchange with the Mysore Zoological Gardens, is to our benefit and is a real bargain.

33. As reported last year our exchange business with Mr. Rogers of Liverpool, has not been fully completed this year. We have received all our stock from him, but some of our stock is still to be shipped to him. This is due to our not being able to get a suitable steamer sailing from here direct to Liverpool. We hope to conclude this business early next year.

34. Amongst the animals died during the year :—

1 Gold Pheasant, 1 Pin-Tail Duck, 1 Spotted Billed Duck, 2 Flamingos, 1 Mallard Duck and 1 Painted Stork died suddenly; 1 Indian Antelope, 1 Kalij Pheasant and 1 Four-horned Antelope died of weakness and general debility; 2 Koklass Pheasants, 1 Kalij, 1 Himalayan Manual Pheasant, 1 Black-headed Tragopan and 1 Sheldrake of Heat Apoplexy; 1 Sloth Bear, 1 Black Swan and 1 Hog Deer of fatty degeneration of Heart and Liver; 1 Manual Pheasant of congestion of Intestines; 1 Malabar Squirrel of congestion of Lungs; 1 Cassowary and 1 Indian Antelope of Peri-carditis; 1 Four-horned Antelope and 1 Lynx of Septicaemia; 1 Spotted Deer, 1 Hornbill and 1 Whitenecked Stock of old age; 1 Brahmany Duck, 1 Indian Crimson Tragopan and 1 Lory of Roup; 1 Hunting Leopard, of Acute Gastro Enteritis; 2 Four-horned Antelopes of Epilepsy; 1 Hog Deer of Peritonitis; 2 Leopard cubs of Acute Enteritis; 1 Wallaby and 1 Leopard of cage paralysis; 1 Cassowary of Pneumonia; 1 Weeper Capuchin Monkey, 1 Fire-back Pheasant, 1 Nicobar Pigeon and 1 White crested Laughing Thrush of accidents and injuries; 1 Black-headed Stork, 2 Golden Finches, 1 Gibbon Monkey, 1 Rib-faced Deer, 1 Lemur Madagaskar, 1 Flamingo died of causes, which could not be ascertained on Post-mortem at the Haffkine Institute; 1 Koklas Pheasant, 1 Black-Headed Tragopan and 1 Chukor Partridge died of Fowl Cholera.

35. There was no out-break of any kind of infectious disease during the year under report. There were, however, a few sporadic cases of Fowl Cholera, among birds. All the Aquatic and other Aviary Birds were inoculated with the Fowl Cholera Vaccine, which is so very kindly supplied gratis by the Haffkine Institute. Our usual thanks are due to the Director and his staff of the Haffkine Institute, for their kindness in making Post-mortem and Bacteriological examinations of most of our animals sent to them; and also to the British India Steam Navigation Company and Peninsular and Oriental Company for giving us free transport facilities both for plants and animals, and to the B. B. & C. I. Railway for carrying some of our animals at concession rates. It is very unfortunate that the same co-operation and facilities are not extended to us by the G. I. P. Railway Authorities which they used to give until recently. I am sanguine, if those members of the Corporation who are on the Railway Advisory Committee, approach the Government and the Authorities concerned, and exert their influence for giving these Gardens free transport facilities, we shall



be able to secure the same co-operation from the Railways, as is the case with the Calcutta and Lahore Zoological Gardens.

36. A well-equipped and up-to-date Library containing books on Botany Horticulture, Zoology and Veterinary Literature is maintained by this Department. Also the latest Magazines and Journals on all the above-mentioned subjects are contributed to every year. This year the sum of Rs. 100 specially provided, was expended in binding the Magazines and Journals.

37. During the year under report, about 40 Scout Masters of the Municipal School, were given, at the request of the late Dewan Bahadur A. K. Pai, Municipal Scout Commissioner, lessons in gardening and practical horticulture, so that they would be able to instruct the Municipal Scouts in seasonal and ornamental gardening. The Scout Masters were very enthusiastic and eager to learn what was taught to them.

38. The Senior Students of the Bombay Veterinary College were given a Clinical lecture on a case of Tetanus in a Wild Donkey, which suffered from the disease which was successfully treated, and the students were shown the various methods of control of Wild Animals in captivity, their diet and dietetics, general hygiene and nourishment and management and treatment in health and disease. The students were very much benefited and were very thankful for the information given.

39. Amongst the important personages, who visited the Gardens, mention may be made of H. H. the Maharani of Sitmau and Rani of Benares and Maharani of Dungarpur.

40. The Budgetted grants and the actual expenditure of the various Gardens and Play-grounds during the year under report were as follows :—

Names of Gardens.	Budget Grants.		Expenditure.		
	Rs.	a. p.	Rs.	a. p.	
			1,23,433	15 11	Actually spent.
			7,885	1 8	Liabilities incurred.
(a) Victoria Gardens ... ..	1,43,587	15 0	1,31,319	1 7	
			42,956	9 9	Actually spent.
			1,131	0 0	Liabilities incurred.
(b) Miscellaneous Gardens, Open Spaces and Bandstands, &c.	49,881	4 0	44,087	9 9	
			6,850	7 0	Actually spent.
			2,274	3 0	Liabilities incurred.
B.—New Gardens, Recreation Grounds, &c.	9,468	5 0	9,124	10 0	
			3,173	12 2	Actually spent.
			.....		Liabilities incurred.
New Works ... ..	3,859	13 0	3,173	12 2	
Total Rs. ... ..	2,06,797	5 0	1,87,705	1 6	

41. I cannot conclude this report without expressing my thanks to all my Assistants and Staff for the assistance and co-operation they have given me from time to time.

I have the honour to be,

Sir,

Your most obedient servant,

D. S. LAUD,

Superintendent, Municipal Gardens.

# VICTORIA AND ALBERT MUSEUM.

REPORT OF THE CURATOR, VICTORIA AND ALBERT MUSEUM, RECEIVED UNDER HIS No. C.M./43. OF 1930-1931, DATED 24TH APRIL 1930.

SIR,

I hope, it will be a pleasant reading to turn from the pages of the report for the year 1928-1929 to those of the one for the year ending on 31st March 1930, which I have the honour to submit. The old roof over the building was pulled down, and a new one was constructed without interfering with the architectural features of the interior of the building. Thanks to the watchfulness and care exercised by the Executive Engineer's Department, the work was well conceived and finished in time. These building operations disfigured and discoloured the interior, which had to be repainted, the work of restoring the decorations in gold to the columns, arches, and spandrils being abandoned owing to its prohibitive cost. The interior of the building with the fresh paint now looks brighter and more attractive. To enable the work of renovation being carried out, the Museum remained closed to the public from the 1st of February 1929 to the 30th of October last. It was reopened to the public on the following day.

The total number of visitors from the 31st of October 1929 to the 31st of March 1930 was 4,80,927. The number of days the Museum was open to the public was 130, thus giving a daily average of 3,700 visitors to the place.

Hard work had to be done to get back into order the specimens, show-cases and other furniture, which were removed and huddled together wherever room was found at the time when the work of repairs was taken in hand. Before the cases and other articles could be put back in their places, these had to be repolished and the specimens cleaned, before they could be exhibited. This work was so expeditiously done with the willing and ready assistance given to me by the two Museum Assistants, Mr. Samant and Mr. Mhatre, that within a short time after the building was repaired and repainted, we were able to reopen the Museum to the public.

## *Arts and Industries.*

With a view that the Art Section might prove more interesting and possess greater educative value, an attempt will be made to bring the different collections of arts and industries to a higher level. One of the ways to bring this about will be to replace the ordinary and commonplace specimens by such as are artistic and show the skill of the craftsman. The work will be necessarily slow, as good specimens seldom arrive, and when they do, the price demanded is oftentimes exorbitant. However a beginning was made last year in this direction with the collection of specimens made of Ivory. Eight specimens of the images of deities worshipped by the Hindus, and carved in the South Indian style, were purchased from a carver at Honavar. The figures, though small when their proportion and other details are considered, are well executed. Equally interesting is the addition made to this collection by purchasing thirteen specimens of miniature paintings on Ivory from Delhi. As a rule these miniature paintings generally depict historical scenes, architecture or portraits, and their drawing in the case of really good specimens is so accurate in details that they serve the purpose of giving a good idea of the original of which they are the copies.

The specimens of carved and inlaid woodwork are shown separately in a case, and the following specimens were purchased for the collection. A carved ebony box, six panels of blackwood inlaid with figures worked in ebony, ivory, mother-of-pearl, and other kinds of naturally coloured wood. The figures are mostly copied from the old Mogul and Ajanta paintings.



The following specimens were purchased for the collection of carved Sandalwood work :—A portrait of an Indian Raja, a representation of the Gateway of India, an Indian Pagoda, a carved panel, an idol of Dattatraya, and Jungle scenery.

About two years back a beginning was made to collect specimens made from the mother-of-pearl. The specimens, though few, may be said to be typical of their kind. It is proposed to increase the number of specimens of this class of work, and accordingly the following two specimens were purchased. (1) Bust carved in the likeness of Shivaji, (2) image of a deity worshipped by the Hindus. One specimen of synthetic mother-of-pearl was also purchased and exhibited with the object to show that a substance resembling the genuine-natural product is now being manufactured and sold in the market.

One specimen of an old Inkstand, one Kalamdan (to hold Indian writing reeds) and one specimen of an Idol of Luxminarayan were purchased and added to the collection of copper and brass articles.

Toilet articles made from the natural and synthetic tortoise shell and synthetic enamelled ware, were purchased for the collection of specimens of Horn-work and Enamelled work—the synthetically made specimens being purchased to show how manufactured articles will in course of time drive away articles made from natural products.

The collection of Indian Arms, which was put up on four large shields in the south bay, had to be dismantled on account of the work of repairs, and this gave us an opportunity to study these specimens more closely and with greater attention. The result was that some of the specimens were found to be mounted in precious metals and a few showed excellent workmanship, and artistic treatment in their decoration. It was on this account decided to exhibit the ordinary specimens on the shields, and those of value and workmanship in specially made show cases fitted with glass fronts.

One specimen of a Turkish sword, and one of an Afghan sword found on the battlefield in Mesopotamia during the progress of the last war, were presented to the Museum by Mr. F. G. Honey of the Bombay Fire Brigade. My thanks are due to Mr. Honey for the specimens presented by him.

One specimen of silver gilt Attardani was purchased for the silver ware collection.

The case containing the scenic representation of the Lion Hunt by the Emperor Jehangir (1605-1627) was rearranged and repainted. Fourteen enlargement of photographs taken of the paintings of the Durbar and Court scenes of the time were made at the Museum and put up in the panels made to receive them.

#### *Agricultural Section.*

Working on the principle to be followed in the development of this section as laid down in the last report, a scenic representation of a Bias school was made to carry out the object. These Bias or Village schools, as they are called, are intended to provide education for agriculture, and the main object with which they are started is to reform elementary rural education. They comprise first the school building provided with class rooms, a museum room and a Tool room; then there is the work-shop, where the students develop a taste for manual work by receiving training in spare time jobs such as weaving, carpentry, rope making, etc., and lastly there is the plot of land where the students are taught practical agriculture and ornamental gardening.

A second case made in this section is intended to show how to preserve rural health by taking only one of the many subjects to be dealt with in this connection. The subject selected is the proper treatment of wells. Two types of wells are shown—the old and the new—the former with all its drawbacks, and the latter so constructed as to satisfy some of the most elementary sanitary requirements.

A scenic representation of a model dwelling for a farmer and a cow byre was made according to the plan and design shown at the last agricultural exhibition held at Poona.

The collection of specimens of artificial fruits and vegetables was rearranged and provided with labels.

Specimens made from the product of the coconut tree exhibited at the Agricultural exhibition held at Ahmedabad in the year 1928 were purchased, and these with the specimens which the Museum already possessed, were exhibited in a case in this section.

#### *The Old Bombay Room.*

The collection of photographs of old Bombay views and men, who played a prominent part in the early history of the island were framed and exhibited. The collection has so outgrown that it became necessary to carry the overflow to another room. The total number of frames exhibited is 195 containing 526 pictures of old views, the Fort of Bombay, maps of Bombay, old East-Indiamen, Governors of Bombay, the statuary in Bombay, and photographs of the leading and popular men of the City.

A photograph of the late Dr. Sakharam Arjun was received from his son, Mr. Vasant-rao S. Raut, J.P.

A photograph of the late Mr. Mirza Ali Mohamed Khan, M.A., LL.B., the first Mohamadan Vice-Chancellor of the Bombay University, was secured through the kindness of the Honourable Mr. Justice Mirza Ali Akbar Khan. The late Mr. Mirza was a member of the Corporation for nearly a quarter of a century, and its President in the year 1922. In recognition of his many services to the cause of education and his oriental learning he was appointed to the office of the Vice-Chancellor.

My thanks are due to Mr. V. S. Raut and to the Hon'ble Mr. Justice Mirza for the help they have given to me in making this valuable addition to the collection of photographs in the Museum.

I have also to express my thanks to Sir Byramjee Jeejibhoy, Kt., for placing at my disposal some very valuable photographs in his possession to take copies for the museum collection.

The Rev. E. R. Hull, S.J., permitted me to take a copy of the photograph in his possession of the old residence of the Roman Catholic Archbishop.

In addition to the above, copies of the following photographs were taken from a book—*The Bombay Mission Field*.

Reverse of the Sun dial in the Bombay Castle, the oldest Bombay mansion, Church of N. S. de Gloria at Mazagon demolished in 1913, view of Bombay from Malabar Hill 1771, carved altar of the 17th century in the Cavel Church, Chapel of N. S. de Bon Conselho at Sion built in 1596.

#### *The Museum Library.*

The following books were purchased for the Library :—

Indian Antiquary 1929, Ralp Fitch, Asoka by Mookerji, the Advanced Montessori Methods, Empire of the Great Moghul, Bombay 1855-1890, History of the Parsees in two volumes by the late Mr. D. F. Karaka, Early Indian Sculpture in two volumes, Remaking of India, Malabar and the Portuguese, Cambridge History of India Vol. 5, Women of Bengal, Lectures on the economic condition of India, Life of C. R. Das, Indian Constitutional problems, Montessori Methods, the World Predictions, and the Bombay Mission Field.

A Bulletin of the Madras Government Museum on Buddhist sculptures from a stupa near Goli in the Guntoor district was presented by the Curator of the Madras Museum.

History of the Fauna Series, Birds Vol. 6 and Coleoptera were presented by the Government of Bombay.

History of the Bombay Mission was presented by the author, the Rev. E. R. Hull, S.J.

I cannot conclude this report without an expression of regret at the unexpected death of the late Mr. Sivaprasad Balsing, the Clay Modeller, who worked in the Museum for the last twenty years. First working on piece-work, he was taken on a temporary post in the year 1922, as his services were found to be indispensable to the Museum because of the very fine work he was able to turn out in the making of clay models and scenic representations, which are now much appreciated by the public. He was made permanent in 1928. By his death, the Museum has lost a very valuable assistant, who contributed much towards popularising the Museum on its pictorial side.

Mr. Ernest R. Fern, Curator and Secretary, resigned his office on the 17th of February last, when the chair was passed on to me.

I have the honour to be,

Sir,

Your most obedient servant,

D. A. PAI,

*Curator.*

No. S/2/A OF 1930-31.

BOMBAY, 9th July 1930.

FROM

THE CHIEF STOREKEEPER,

BOMBAY MUNICIPALITY,

TO

THE MUNICIPAL COMMISSIONER

FOR THE CITY OF BOMBAY.

SIR,

I have the honour to submit herewith my Annual Report for the year ended 31st March 1930. Throughout the year I was in charge of the Department.

As the market was easy there was no difficulty in securing favourable rates and getting supplies in time and in issuing articles to departments promptly.

Schedules were again revised to enable merchants in particular trade to compete fairly and to secure contracts for articles in which they are dealing thus saving middlemen's profit to the Municipality.

Tenders were invited in right time and the work of inviting tenders about 125 in number was completed long before 1st of April and most of the written contracts were executed in May. Tenderers were allowed to be present at the time of opening tenders thus enabling them to watch the rates of other tenderers and offering easy rates to the Municipality thus creating confidence in the merchants of receiving fair treatment in deciding tenders.

Purchases were made at much lower rates than those of last year. The difference in rate worked out to about 6 per cent. Total purchases including articles received on R. S. Memo. amounted to Rs. 8.84 lakhs i.e., 1.44 lakhs, less than that of last year. Great care was exercised in purchasing articles required for early use only and to keep down the balance of stock, thus freeing a large amount of capital money from Stock in hand.

Indian made articles were given preference over foreign goods. It is a matter of great satisfaction to note that most of our requirements are now of Indian Manufacture. Cement, C. I. Pipes and fittings, S. P. Hydrants, Boxes, Chambers, Lead Pig, S. W. Pipes and fittings, C. I. Frames and Covers, Gratings, etc., Brooms, Baskets, Paints, Oils, Coal, Timber, Firewood, Uniforms to staff, Clothing to Hospitals, Monsoon requirements, etc., and in fact almost all articles of importance are of Indian Manufacture. Only a few items which are either not made in India or are not suitable for our use, are purchased of foreign make.

1,500 tons of Cement were purchased under 10 years' contract with four selling companies at an average reduced rate of Rs. 31 per ton ex. works. The term of the contract expires on 30th June 1932.

As was done in previous years Hose of good quality was purchased at the favourable rate of Re. 0-10-6 per foot, this proved to be economical on account of smaller quantity consumed and saved lot of trouble in renewing 1,800 to 2,000 couplings, etc.

C. I. Pipes and fittings were purchased at a very low rate. These were all of Indian Manufacture.

Metal parts were purchased from the manufacturers, thus saving middlemen's profit on the transaction.

Closable gratings were purchased from the patentees at a lower rate. Consumption of these gratings is considerably reduced on account of the superior quality of metal used in the manufacture.

Lead Pig of Indian manufacture was used at more favourable rates.

S. W. Pipes and fittings were purchased of local manufacture at easy rates, which gave satisfaction to the consuming departments.

As usual cut timber was stocked which gave great facility in expediting works in hand. On account of keen competition favourable rates were received. Zara wood was used in fairly good quantity which proved very economical on account of excellent quality of timber.

The following important contracts were entered into during the year :—

1. Hose, canvas and rubber.
2. Disinfectants.
3. Cast Iron Frames and Covers, Gratings, etc.
4. Cast Iron Pipes and fittings.
5. Hydrants and Sluices.
6. Cast Iron Boxes and Chambers.
7. Timber of sorts.
8. Hospital clothing.
9. Uniforms to staff.
10. Baskets, Bamboo and Cane.
11. Brooms, Goa and Date.
12. Brushes, sweeping.
13. Stoneware Pipes and fittings.
14. Monsoon requisites.
15. Motor Oils and Lubricants.
16. Lead Pig.
17. Galvanized Pipes and fittings.
18. Brass fittings.
19. Motor tyres and tubes.
20. Iron and Steel.
21. Soap, soda washing, etc.
22. Pesterine.
23. Motor Lamps.
24. Vegetable and mineral oils.
25. Canvas and Paulins.
26. Paints and Oils.
27. Electric goods.
28. Motor accessories.

Care was taken to replenish stock in time for all works in progress thus avoiding delay and purchasing articles in advance of our requirements and keeping down balance just sufficient for our purpose.

Articles returned by departments were very carefully scrutinized and articles in general use were accepted at full value. Those not in use were taken at fair rates thus avoiding unnecessary swelling of stock in hand which would otherwise had to be disposed of at lower rates.

5,410 orders for the purchase of stocks were placed with the contractors and other dealers. Only three or four orders for each article were placed with the annual contractors during the year for the articles which are regularly stocked thus simplifying work on both sides. All articles received were examined carefully with standard samples. Articles not exactly to samples which were not available in the market at the time of purchase were paid for at market rates.

32,400 indents and Sales Memos were promptly attended to during the year. Sufficient stock was maintained to avoid delay in complying indents, those not in stock were secured as early as practicable at low rates. System of inviting quotations even for small purchases, lately introduced proved very profitable to the Municipality. During small-pox epidemic there were heavy issues to Hospitals but in all cases demands were fully and promptly met.

Sales to contractors were made at purchase rates without addition of supervision charges. This enabled the works contractors to offer favourable rates to the Municipality. There was a great demand for dust bins which the house-owners are required to maintain on their premises and 1,183 were sold at a reduced rate of Rs. 2-5-0 including 10 per cent. supervision charges. The market rate of these dust bins was Rs. 3-4-0.

As was done last year C. I. and other scraps received from Workshops were sold by private offer. C. I. scrap was sold throughout the year at a high rate of Rs. 42 per ton. All perishable articles were also disposed of in the same way and realised a very good price.

The Departmental Verification of Stores was conducted throughout the year and no appreciable difference was noticed. T. A. O. also verified stores at Central Stores, Foras Road, B. B. Pipe Depot and on Lines. Out of 5,239 items verified 4,787 showed correct results. There were differences in 452 items only on account of driage, difference in scale, numerous small issues, etc., net result being an excess of Rs. 1,687.

Roof of Cement Godown was overhauled. A brick masonry well was constructed for storing Pesterine. Electric light and fans were provided in Office, yards were properly lighted, and a metal road leading to the godowns was provided. Night guards were equipped with tell-tale watches, whistles, etc. Fire appliances were maintained in first class order and stores men were trained in fire drill.

During the year one more department was added to the already long list of Municipal Departments supplied with stores. Municipal Schools Committee began to indent on Stores for their requirements. Their demands though small were too numerous and varied and this department had to work hard to be acquainted with the peculiar requirements of the Department.

Notwithstanding heavy demands of departments stock maintained was much smaller than that of last year, the balance at the end of the year being 8.64 lakhs against 8.96 lakhs on 1st April 1929. Thus a further reduction in stock was made to the extent of Rs. 32,000. Although much additional work was thrown upon the department, working expenses were maintained at a very low figure. Total Establishment charges do not work out even to 5 per cent. of the turnover of the department.

In conclusion, I wish to express my thanks to the Assistant Storekeeper and staff for their faithful assistance in bringing about such good results.

I have the honour to be,

Sir,

Your most obedient servant,

D. E. MAVJI,

*Chief Storekeeper.*

APPENDIX "A."

Particulars.	General Stores.			Line Suspense Stores.			Capital Stores.			Total.		
	Rs.	a.	p.	Rs.	a.	p.	Rs.	a.	p.	Rs.	a.	p.
Value of Stores on hand on 1st April 1929 ... ..	4,76,853	5	1	82,181	1	7	3,36,522	12	0	8,95,557	2	8
Value of Stores receipts including transfers during 1929-30.	6,49,859	12	7	336	0	0	2,33,346	10	6	8,83,542	7	1
Total ...	11,26,713	1	8	82,517	1	7	5,69,869	6	6	17,79,099	9	9
<i>Less—</i>												
Value of Stores issues including transfers during 1929-30 ... ..	6,53,791	15	9	1,336	0	0	2,59,894	1	3	9,15,022	1	0
Balance on 1st April 1930 .. ..	4,72,921	1	11	81,181	1	7	3,09,975	5	3	8,64,077	8	9
Total ...	11,26,713	1	8	82,517	1	7	5,69,869	6	6	17,79,099	9	9

D. E. MAVJI,  
Chief Storekeeper.

# LICENSE DEPARTMENT

No. L./8/A of 2nd June 1930.

FROM

THE SUPERINTENDENT OF LICENCES,

To

THE MUNICIPAL COMMISSIONER

FOR THE CITY OF BOMBAY.

" Subject : *Annual report for 1929-30.*

SIR,

I have the honour to submit my Annual Report on the working of the Licence Department during the year 1929-30.

2. Mr. N. S. Kowshik was in charge of the Department throughout the year except the month of March during which I acted.

3. *Licences under Section 394 and Permits under Section 390.*—The total number of licences under Section 394 and of permits under Section 390 of the City of Bombay Municipal Act issued and the total amount of fees collected in respect of them during the year under report are shown below with the corresponding figures for the preceding two years :—

Year	No. of Licences Issued.	Amount of Fees.			No. of Permits Issued.	Amount of Fees.		
		Rs.	a.	p.		Rs.	a.	p.
1929-30	14,881	1,29,404	8	0	223	5,575	0	0
1928-29	14,145	1,24,092	10	0	215	5,375	0	0
1927-28	13,990	1,20,267	2	0	280	5,750	0	0

Compared with 1928-29, the number of permits issued exceeded by 8 and the receipts by Rs. 200. There was an increase in the number of licences issued and the total revenue derived therefrom by 736 and Rs. 5,311-14-0, respectively. The larger differences in regard to the number of licences issued for the various trades are shown below :—

Trade.	Decrease or Increase in the number of licences issued.
Bidis or indigenous cigarettes .. .. .	+ 425
Charcoal .. .. .	+ 157
Fireworks, wholesale .. .. .	— 28
Hair dressing saloons .. .. .	+ 40
Oil (keeping) .. .. .	+ 37
Oil seeds .. .. .	+ 28
Timber .. .. .	+ 50
Varnish .. .. .	+ 40



4. The licence fees outstanding on the 31st March 1930 amounted to Rs. 3,710-12-0 in respect of 561 licences as against Rs. 2,105-8-0 in respect of 264 licences on the 31st March 1929. Miscellaneous receipts amounted to Rs. 239-2-0 against Rs. 927-10-0 in the preceding year. The loss of revenue incidental to the disuse or demolition of old licensed places or their diversion to uses not requiring a licence amounted during the year under report to Rs. 12,247-12-0 against Rs. 10,568-12-0 in the preceding year.

5. In one case the licence was revoked on account of complaints by neighbours.

6. The question of granting licences for manufacturing bidis (indigenous cigarettes) was finally decided by the Corporation during the year under report and 443 licences were issued.

7. 168 licences were issued in respect of articles newly added to schedule M by act X of 1928 during the year under report and the amount recovered was Rs. 1,941-12-0.

8. *Permits under Sections 328 and 328A.*—The total number of permits issued under these sections for exhibiting sky-signs and advertisements during the year was 1,122 and the revenue derived was Rs. 35,330-4-11 as against 1,205 permits issued and Rs. 34,163-8-0 derived during 1928-29.

9. Out of Rs. 7,841-12-0 recovered as ground rent in the year 1929-30, Rs. 6,228-12-0 were credited, to the Department of the Special Engineer, Development Works, and Rs. 1,302-8-0 to the Markets Department.

10. The total number of permits issued and the total receipts therefrom in 1929-30 are compared below with similar particulars for the preceding three years :—

Particulars.	No. of Permits Issued.				Amount of Fees Recovered.			
	1926-27.	1927-28.	1928-29.	1929-30.	1926-27.	1927-28.	1928-29.	1929-30.
					Rs. a.	Rs. a.	Rs. a.	Rs. a. p.
Wall-posters and hoardings.	110	329	584	409	4,885 0	7,805 0	11,358 8	11,864 11 11
Moveable boards, handcars, etc.	250	260	303	302	4,107 0	5,085 0	5,868 0	6,288 0 0
Illuminated sky-signs and advertisements.	76	211	168	193	1,594 0	4,852 0	7,315 8	8,039 6 0
Non-illuminated sky-signs.	36	101	70	126	1,262 0	2,485 0	2,047 8	1,979 15 0
Do. (kiosks.)	5	11	8	12	4,542 0	6,077 8	2,703 12	2,735 4 0
Illuminated (kiosks).	..	..	1	3	..	..	15 0	12 0 0
Wall paintings ..	38	123	64	71	2,925 0	4,955 0	2,862 0	2,690 8 0
Auctioneers ..	6	7	7	6	600 0	700 0	700 0	600 0 0
Ground-rent ..	..	..	..	..	1,621 4	770 4	505 8	310 8 0
Extra fees for delayed payment.	..	..	..	..	..	..	787 12	810 0 0
Total ..	521	1,042	1,205	1,122	21,636 4	33,429 8	34,163 8	35,330 4 11

11. The enforcement of recovery of fees at double the monthly rates for failure to make payment within the ten days grace allowed by Corporation Resolution No. 1362, dated the 10th May 1929, proved effective and minimised prosecution work.

12. *Licenses under Sections 313 and 313A.*—The total revenue from licenses issued to itinerant hawkers and to squatters in reserved areas during the year amounted to Rs. 52,487 as against Rs. 62,989 in the preceding year. The decrease is due, firstly to the removal of perishable goods having been stopped under legal advice, secondly, to hawking having been restricted to food-stuffs and a few other specified necessities of life, and thirdly to the discontinuance of licences for the sale of cloth, cutlery and crockery in hand carts.

13. The comparative figures, including realizations from removal charges, are as under :—

Particulars.	Amount of Fees Collected.					
	1927-28.		1928-29.		1929-30.	
	No. of Licenses.	Amount.	No. of Licenses.	Amount.	No. of Licenses.	Amount.
		Rs. a.		Rs. a. p.		Rs. a. p.
Squatters' fees collected in reserved areas under Section 313.	12,545	47,473 8	10,307	38,070 0 0	9,396	34,122 0 0
Recovery of expenses under Section 490 for removal of encroachments under Section 314.	....	9,928 12	....	20,048 1 6	....	16,136 6 0
Fees received from hawkers' licenses under Section 313A.	7,875	28,257 0	7,778	24,919 0 0	6,793	18,365 0 0
Total ..	20,420	85,659 4	18,085	83,037 1 6	16,189	68,623 6 0

14. Taking the realizations from removal charges at a minimum of Rs. 40 per day there was a loss of Rs. 6,960 owing to the lorries of the Chief Supervisor and Deputy Chief Supervisor having been disabled for a total of 122 and 52 days respectively.

15. Since the stoppage of the removal of perishable goods under legal advice, the services of the temporary staff consisting of 7 havaldars and 6 coolies employed for the purpose were dispensed with since 1st September 1929.

16. *Prosecutions.*—The number of prosecutions launched during the year under report and the results thereof are compared below with those for the preceding two years :—

Years.	Offence against Section.	Total No. of cases filed.	No. of cases withdrawn on compliance with law.	No. of cases which resulted in conviction.	Amount of fines inflicted.	No. of cases which resulted in Acquittal.
1927-28	394	4,946	4,470	476	Rs. a. 3,423 1	..
1928-29	"	4,807	4,435	368	3,037 12	4
1929-30	"	5,269	4,935*	289	2,846 14	..
1927-28	328 & 328A	461	433	27	182 0	1
1928-29	"	715	659	55	315 8	1
1929-30	"	284	240*	43	218 0	1
1927-28	313 & 313A	39	27	12	29 0	..
1928-29	"	2	1	1	9 0	..
1929-30	"	939	371*	537	2,082 0	..
1929-30	412A	9	9*	..	....	..
"	392	3	2*	..	...	..

\* Of the 5,557 cases withdrawn, 5,117 were in respect of payment of fees.

The number of prosecutions instituted during the year under report exceeded that for the preceding year by 980, and the total amount of fines inflicted was more by Rs. 1,794-10-0.

17. Four criminal prosecutions for assaults were launched against hawkers and they all resulted in convictions, the fines inflicted aggregating Rs. 135. In one case a compensation of Rs. 20 was awarded to the Supervisor. One prosecution was instituted by a hawker against the Chief Supervisor, but the case was dismissed by the Magistrate on account of the complainant's absence.

I have the honour to be,

Sir,

Your most obedient servant,

K. P. GUZDUR,

*Superintendent of Licenses.*

Statement showing (1) the number of licenses issued, (2) the trades licensed and (3) the amount of fees collected during the year 1930 :—

No. of Licenses.	Nature of Trade.	License fees.	
		Rs.	a.
30	Aerated waters (manufacturing) .. .. .	795	0
24	Ashes .. .. .	155	0
190	Bakeries .. .. .	4,325	0
70	Bidi leaves .. .. .	324	4
443	Bidis (indigenous cigarettes) (manufacturing) .. .. .	443	0
1	Bitumen .. .. .	7	8
2	Bricks and tiles .. .. .	15	0
..	Bones .. .. .	....	
6	Camphor .. .. .	41	8
5	Candles (hand made) (manufacturing) .. .. .	110	0
27	Carbide of calcium (retail) .. .. .	119	12
9	Do. (wholesale) .. .. .	230	0
2	Catgut .. .. .	30	0
1,097	Charcoal .. .. .	8,391	12
125	Chemicals .. .. .	2,007	8
4	Chlorate of potash .. .. .	20	0
48	Cinematograph films .. .. .	950	0
163	Cloth dyeing in indigo and other colours by hand .. .. .	1,143	0
9	Do. do. (mechanical power) .. .. .	270	0
272	Coal and coke .. .. .	2,588	0
25	Cocoon fibre, flax, hemp and jute .. .. .	381	8
22	Cotton (keeping, cleaning) .. .. .	345	0
88	Cotton-seed .. .. .	2,232	8
89	Cotton refuse or waste (keeping, cleaning) .. .. .	1,519	8
2	Cow-dung cakes (manufacturing) .. .. .	30	0
64	Dammer, tar or pitch .. .. .	775	0
2,929	Eating houses .. .. .	20,932	8
2	Fat and tallow (cleaning) .. .. .	26	4
16	Do. (keeping) .. .. .	240	0
4	Esas .. .. .	70	0
8	Fins (dried) .. .. .	120	0
23	Fish (do.) .. .. .	345	0
287	Fire-works (retail) .. .. .	1,098	12
207	Do. (wholesale) .. .. .	1,302	8
2	Do. (manufacturing) .. .. .	50	0
44	Fire-wood (retail) .. .. .	86	8
593	Do. (Wholesale) .. .. .	6,566	12
6	Gas (manufacturing) .. .. .	160	0
67	Ghee (keeping) .. .. .	887	8
5	Do. (manufacturing) .. .. .	70	0
97	Butter (under Section 412A) .. .. .	251	8
124	Grain (parching) .. .. .	161	0
233	Gunny bags .. .. .	1,458	0
22	Gunpowder (retail) .. .. .	106	4
3	Do. (wholesale) .. .. .	150	0
1	Do. (manufacturing) .. .. .	50	0
551	Hair-dressing saloons .. .. .	2,768	12
82	Hay, straw or grass .. .. .	979	8
12	Hessian cloth .. .. .	32	0
22	Hides and skins (dried) .. .. .	330	0
9	Do. (raw) (keeping) .. .. .	225	0
24	Tanneries .. .. .	2,205	0
..	Horns and hoofs .. .. .	....	
8,190	Carried over .. .. .	67,922	8

No. of Licenses.	Nature of Trade.	License fees.
		Rs.   a.
8,190	Brought forward ..	67,922 8
4	Ice (manufacturing) .. .. .	424 0
32	Lime kiln .. .. .	1,587 8
3	Leaves (dried) (patravlis) .. .. .	30 0
1,514	Matches (retail) .. .. .	1,842 8
44	Do. (wholesale) .. .. .	2,407 8
..	Do. (manufacturing) .. .. .	....
241	Do. (Bengal) (retail) .. .. .	267 0
1	Do. ( do.) (wholesale) .. .. .	10 0
201	Metal casting .. .. .	2,862 8
78	Methylated spirit .. .. .	762 8
762	Noisy trades .. .. .	2,061 8
584	Oil (keeping) .. .. .	5,978 12
131	Do. (manufacturing) .. .. .	1,377 8
28	Do. Seeds .. .. .	720 0
54	Paints .. .. .	595 0
2	Paper (manufacturing) .. .. .	30 0
11	Do. waste .. .. .	90 0
1	Phosphorus (retail) .. .. .	5 0
..	Do. (wholesale) .. .. .	....
1	Dynamite .. .. .	50 0
20	Petroleum (non-dangerous) (retail) .. .. .	136 0
63	Do. do. (wholesale) .. .. .	492 0
68	Do. (dangerous) .. .. .	185 0
9	Pottery (manufacturing) .. .. .	27 0
8	Rags .. .. .	108 12
1	Rosin .. .. .	15 0
31	Saltpetre .. .. .	151 4
12	Smelteries .. .. .	144 0
32	Soap (manufacturing) .. .. .	728 12
12	Sugar Refineries .. .. .	546 0
3	Sulphur .. .. .	15 0
27	Stables for horses .. .. .	1,995 0
90	Do. milch cattle .. .. .	8,810 0
58	Do. bullocks .. .. .	1,165 0
927	Timber .. .. .	9,562 8
122	Turpentine (retail) .. .. .	603 12
33	Do. (wholesale) .. .. .	491
24	Whistle (steam), blowing of .. .. .	242 8
40	Varnish .. .. .	300 12
36	Wool .. .. .	782 8
27	Liquid fuel (Form E of the Indian Petroleum Act) .. .. .	1,896 0
..	Do. (Form A of the Indian Petroleum Act) .. .. .	..
..	Special licenses under Section 394 (i) (d) (ii) .. .. .	..
390	Sweetmeat (manufacturing and keeping) .. .. .	3,328 12
13,915		1,20,750 4
223	Permits under Section 390 .. .. .	5,575 0
362	Transfers of licenses .. .. .	385 0
14,500	Total Rs. ..	1,26,710 4
381	License fees collected during 1929-30 for the official year 1928-29..	2,694 4
14,881	Grand Total Rs. ..	1,29,404 8

## Summary of total revenue collected during the official year 1929-30.

No. of Licenses and Permits.	Nature of Revenue collected.	Amount.		
		Rs.	s.	p.
14,881	License fees collected under Section 394 ... ..	1,29,404	8	0
1,122	Advertisement fees collected under Sections 328 and 328A ...	35,330	4	11
9,396	Fees collected from squatters under Section 313 ... ..	34,122	0	0
6,793	Fees collected from hawkers under Section 313A ... ..	18,865	0	0
.....	Encroachment removal fees under Sections 314 and 490 ...	16,136	6	0
.....	Miscellaneous fees ... ..	239	2	0
32,192	Total Revenue ... ..	2,33,597	4	11

# MARKETS.

BOMBAY, 11th June 1930.

FROM

THE SUPERINTENDENT OF MARKETS,

ARTHUR CRAWFORD MARKETS, BOMBAY.

To

THE MUNICIPAL COMMISSIONER FOR THE CITY OF BOMBAY,

BOMBAY.

SIR,

I have the honour to submit the annual report of the Markets and Slaughter Houses Department for the year 1929-30.

2. The total receipts from the Markets and Slaughter Houses during the year under report amounted to Rs. 12,02,131-1-4 against Rs. 12,13,440-5-5 in the previous year showing a decrease of Rs. 11,309-4-1 which is due chiefly to the decrease in the sale proceeds of the of the Marketing Fair fees at the Bandra Slaughter Houses and in the rent receipts of most stalls especially Arthur Crawford Markets.

3. There were 16 Municipal Markets in all which are enumerated below with net receipts obtained during 1929-30 and 1928-29. The total number of stalls and the average number of stalls that remained vacant during both the years are also given for the sake of comparison. The increase or decrease in the revenue of each market during 1929-30 is shown in the statement for ascertaining the financial result of each market in respect of the stalls, rents, etc.

STATEMENT I.

Name of Market.	Total No. of stalls.		Average No. of stalls vacant per quarter.		Stall Rents, 1929-30.	Squatters' fees, License fees, etc., 1929-30.	Total gross receipts, 1929-30.	Expenditure, 1929-30.	Net receipts, 1929-30.	Net receipts, 1928-29.	Increase or decrease during 1929-30.
	1929-30.	1928-29.	1929-30.	1928-29.							
					Rs. a. p.	Rs. a. p.	Rs. a. p.	Rs. a. p.	Rs. a. p.	Rs. a. p.	Rs. a. p.
Colaba ... ..	69	69	50	47	1,314 10 4	1,921 0 0	3,235 10 4	1,418 7 7	1,817 2 9	1,918 10 3	-101 7 6
Fort ... ..	180	180	11	7	10,458 2 0	7,220 2 0	17,678 4 0	6,349 8 6	11,328 11 6	11,765 7 0	-436 11 6
Arthur Crawford ... ..	1,031	1,027	90	83	1,84,846 4 4	1,06,942 8 6	2,91,788 12 10	99,253 1 9	1,92,535 11 1	1,98,060 7 4	-5,524 12 3
Erskine Road ... ..	832	832	175	158	89,800 2 3	26,855 0 0	1,16,655 2 3	84,627 13 0	82,027 5 3	81,954 10 8	+72 10 7
Bhuleshwar ... ..	199	199	10	10	21,908 9 3	371 8 0	22,180 1 3	7,275 3 5	14,904 13 10	15,604 15 1	-700 1 3
Peddar ... ..	46	46	9	5	2,564 5 8	3,254 0 0	5,818 5 8	3,446 0 3	2,372 5 5	3,709 6 7	-1,337 1 2
Pork ... ..	3	3	N/A	N/A	3,200 0 0	3 0 0	3,203 0 0	1,261 4 9	1,941 11 3	1,672 14 7	+268 12 8
DeLisle Road Sheep ... ..	50	50	17	10	5,032 14 4	975 0 0	6,007 14 4	1,806 16 0	4,200 15 4	5,671 14 6	-1,470 15 2
Ferguson Road ... ..	33	34	9	8	2,216 10 4	10,728 0 0	12,944 10 4	3,716 3 1	9,229 7 3	12,984 2 5	-3,754 11 2
Parbhadevi Road ... ..	29	29	8	9	1,973 10 0	6,326 0 0	8,299 10 0	2,488 0 1	5,831 9 11	7,567 1 5	-1,725 7 6
Elphinstone Road ... ..	32	32	1	10	5,552 2 0	4,540 0 0	10,092 2 0	3,501 4 1	6,590 13 11	6,191 3 3	+399 10 8
Kamathipura ... ..	58	53	12	8	3,818 15 4	2,729 0 0	6,547 15 4	2,247 5 7	4,300 9 9	4,919 9 3	-618 15 6
Masjid Bunder... ..	52	52	34	29	2,424 7 0	872 8 0	3,296 15 0	2,841 1 5	455 13 7	1,098 11 1	-642 13 6
Chowpatty ... ..	71	71	33	27	3,272 15 0	1,356 8 0	4,629 7 0	2,359 3 6	2,370 3 6	4,186 2 1	-1,815 14 7
Gilder Tank ... ..	178	178	178	178	.....	4,405 0 0	4,405 0 0	1,939 12 4	2,465 3 8	1,400 15 6	+1,064 7 2
Dadar ... ..	2	2	1	1	1,389 12 0	11,304 0 0	12,693 12 0	5,076 0 8	7,617 11 4	2,178 12 6	+5,438 14 10
<b>Total ... ..</b>	<b>2,861</b>	<b>2,858</b>	<b>593</b>	<b>595</b>	<b>3,39,773 7 10</b>	<b>1,89,713 2 6</b>	<b>5,29,476 10 4</b>	<b>1,79,486 5 0</b>	<b>3,49,990 5 4</b>	<b>3,60,874 15 6</b>	<b>-10,884 10 2</b>



During the year, one shop in the Fergusson Road Market was demolished, and four new spaces were provided in the Arthur Crawford Market.

There has been an increase of Rs. 7,244-4-11 in respect of some markets and a decrease of Rs. 18,128-15-1 in respect of others so that the net financial position in respect of stall rents, etc., is that there has been a decrease of Rs. 10,884-10-2 during the year as compared with the previous year which is due to general trade depression.

4. In addition to this amount Rs. 1,07,196 were realised from the contractors for the rights of collecting squatters' fees from the different Municipal markets and the Scale fees from the Arthur Crawford Market against Rs. 1,42,552-8-0 of the preceding year showing a decrease of Rs. 35,356-8-0. The decrease is due to the squatters' fees in Arthur Crawford and Erskine Road Markets being collected departmentally during the year. The collection so made together with the encroachment fees from these as well as some other markets amounted to Rs. 41,864-4-0.

Out of the amount of Rs. 2,815 due from the contractors of Erskine Road, Peddar and Kamatipura Markets for 1928-29 a sum of Rs. 2,743 was adjusted from their contract deposits and the balance of Rs. 72 was foregone during the year under report.

5. All the markets were well kept and careful supervision was exercised by the Market staff as to the cleanliness, sanitary condition of the premises and wholesomeness of articles offered for sale.

6. The license fees during the year from private markets amounted to Rs. 28,706-10-0. License fees amounting to Rs. 964 were also recovered from butchers having stalls in private markets. A sum amounting to Rs. 7,657 in respect of license fees was recovered from 151 outside meat shops and one fish shop. Out of 19 private markets during the year two were closed before the end of the year.

7. The Market staff exercised supervision on the articles offered for sale in the markets. Unwholesome articles, *viz.*, meat, fish, fruits, vegetables, etc., from different markets and slaughter houses including contraband meat, weighing about 279,550 lbs in the aggregate, were destroyed during the year.

8. The quantity of contraband meat seized and destroyed was 5,874 lbs. against 4,156 lbs. in the previous year showing an increase of 1,718 lbs.

9. 10,750 buffaloes, 36,950 cows and bullocks and 909,314 sheep and goats were brought on the fair ground at Bandra Slaughter Houses against 10,473 buffaloes, 37,838 cows and bullocks and 78,891 sheep and goats during the previous year, out of which 4 buffaloes, 315 cows and bullocks and 11,521 sheep and goats being found in advanced pregnancy, or suffering from purging, emaciation, debility, fever, mange, diarrhoea, abortion, foot and mouth disease or febrile affections, bruises, fractures and abscesses or being otherwise unfit for human consumption were rejected on ante-mortem inspection.

The principle causes of post-mortem condemnation were *Cysticercus Bovis*, emaciation, Hydatid Cysts, liver flukes, bruises, abscesses, foot rot and Parasitic Nodular infection of livers.

10. The slaughter fees realised at Bandra Slaughter Houses were Rs. 3,87,274-7-0 against Rs. 3,81,896 of the last year showing an increase of Rs. 5,378-7-0. The fees received from the Kurla Municipality under the agreement to import buffalo meat into Bombay were Rs. 68,700 against Rs. 63,450 of the last year. A sum of Rs. 24 in all was realised for horned cattle, sheep and goat slaughtered in Bombay on occasions of festivals.

11. 1,780 pigs and piglings were brought for slaughter at the Arthur Road Slaughter House of which 1,714 pigs and 62 piglings were slaughtered. The fees received for slaughtering these animals at the Pork Slaughter House amounted to Rs. 1,729-8-0.

Permits to import 64 slaughtered piglings were issued during the year and the fees recovered for granting such permits amounted to Rs. 48.

*Note.*—The details of animals slaughtered, etc., and the fees realized has been given in Appendix A to this report.

12. The approximate weight of dressed meat of buffaloes, cows and bullocks was 5,591 tons and that of sheep and goats 7,092 tons. The condemned quantity out of the former was 16 tons and out of the latter was 10 tons which give .28 and .14 percentage respectively.

13. Out of 69 tons of pork meat slaughtered 4 tons had to be condemned being found unfit for human consumption and was destroyed mostly due to tuberculosis. The percentage of the quantity destroyed comes to 5.79. The affections of tuberculosis were confined to pigs only.

14. The sum realised from the contractor for the right of collecting feeding and fair fees at Bandra was Rs. 1,53,026 against Rs. 1,64,000 derived in the preceding year showing a decrease of Rs. 10,974.

15. The other miscellaneous revenues were as follows:—

#### STATEMENT II.

Particulars	Amount.			
	1929-30.		1928-29.	
	Rs.	a. p.	Rs.	a. p.
(1) Amount recovered from the Contractor for the right of removing blood .. .. .	5,552	0 0	5,552	0 0
(2) License fees for stalls in Municipal and Private Markets, outside shops, etc. .. .. .	48,411	10 0	47,066	5 0
(3) Fees for verifying weights and measures .. .. .	1,456	0 0	1,186	12 0
(4) Prices, current .. .. .	115	14 0	94	14 0
(5) Minor receipts .. .. .	3,912	11 0	4,180	8 0
(6) Ground rents .. .. .	5,117	14 0	4,791	4 0
(7) Chawl rents .. .. .	4,566	6 0	4,124	14 0
(8) Rent from Peddar Market Chawl and other rents recovered from Peons, Halalkhores, etc. .. .. .	613	4 0	426	13 0
(9) Cold Storage rents .. .. .	32,598	11 6	32,627	11 0
(10) Fines from Contractors .. .. .	151	0 0	75	0 0
Total .. .. .	1,02,495	6 6	1,00,126	1 0

16. The fines inflicted by the Presidency Magistrates for infringement of the provisions of the Municipal Act and Bye-laws pertaining to Markets during the year under report amounted to Rs. 807 against Rs. 729-8-0 in the preceding year.

17. The staff for stamping weights and measures was maintained during the year.

18. The Refrigerator plant in the Arthur Crawford Market worked satisfactorily. Out of four cold storage rooms only one was occupied on monthly tenancy and in the remaining three, packages were allowed to be stored for which the fees were recovered daily.

19. The position in respect of Gilder Tank Market for the first ten months of the year under report was the same as in the year 1928-29. From 1st February 1930 however fish and mutton are allowed to be sold which shows some progress.

20. During the year the meat inspection was rigid and all meat which became spoiled and unwholesome in the market was destroyed. The total quantity so destroyed in the markets amounted to 11,270 lbs.

21. I was on leave from 12th June to 23rd July 1929 during which period Mr. N. S. Kowshik, Superintendent of Licenses, worked for me. My staff worked satisfactorily.

22. In the following statement is shown the financial position of Municipal markets for the year 1929-30.

## STATEMENT III.

Name of Market.	Total cost upto 31st March 1929.	Additions made during the year 1929-30.	Total cost upto 31st March 1930.	Gross Receipts for 1929-30.	Expenditure for 1929-30.	Net Receipts. for 1929-30.	Percent- age on cost.	REMARKS.
	Rs. a. p.	Rs. a. p.	Rs. a. p.	Rs. a. p.	Rs. a. p.	Rs. a. p.		
Colaba .. ..	97,157 15 11	.....	97,157 15 11	3,235 10 4	1,418 7 7	1,817 2 9	1.87	
Fort .. ..	41,332 8 8	.....	41,332 8 8	17,678 4 0	6,349 8 6	11,328 11 6	27.41	
Arthur Crawford ..	17,49,277 11 5	.....	17,49,277 11 5	2,91,788 12 10	99,253 1 9	1,92,535 11 1	11.01	
Erskine Road ..	5,91,964 15 10	.....	5,91,964 15 10	1,16,655 2 3	84,627 13 0	32,027 5 3	19.80	
Bhuleshwar ..	2,94,217 0 11	.....	2,94,217 0 11	22,180 1 3	7,275 3 5	14,904 13 10	5.07	
Peddar .. ..	57,802 4 2	.....	57,802 4 2	5,818 5 8	3,446 0 3	2,372 5 5	4.10	
Pork .. ..	20,880 13 4	.....	20,880 13 4	3,208 0 0	1,261 4 9	1,941 11 3	9.30	
De Lisle Road Sheep ..	25,000 0 0	.....	25,000 0 0	6,007 14 4	1,806 15 0	4,200 15 4	16.80	
Ferguson Road ..	25,415 10 5	.....	25,415 10 5	12,344 10 4	3,715 3 1	9,229 7 3	36.31	
Purbhadevi Road ..	23,819 7 3	.....	23,819 7 3	8,299 10 0	2,468 0 1	5,831 9 11	24.48	
Elphinstone Road ..	31,544 10 0	.....	31,544 10 0	10,092 2 0	3,501 4 1	6,590 13 11	20.89	
Kamathipura ..	55,498 7 9	.....	55,498 7 9	6,547 15 4	2,247 5 7	4,300 9 0	7.75	
Musjid Bunder ..	17,346 3 5	.....	17,346 3 5	3,296 15 0	2,841 1 5	455 18 7	2.63	
Chowpatty ..	4,66,178 9 8	.....	4,66,178 9 8	4,629 7 0	2,259 3 6	2,370 3 6	0.51	
Gilder Tank ..	8,56,375 3 1	731 14 0	8,57,107 1 1	4,405 0 0	1,989 12 4	2,416 3 8	0.69	
Dadar .. ..	1,21,775 0 0	5,100 0 0	1,26,875 0 0	12,693 12 0	5,076 0 8	7,617 11 4	6.00	
<b>Total ..</b>	<b>39,75,586 9 10</b>	<b>5,831 14 0</b>	<b>39,81,418 7 10</b>	<b>5,29,476 10 4</b>	<b>1,79,486 5 0</b>	<b>3,49,990 5 4</b>		

The percentage of net income on total cost of markets comes to 8.78.

I have the honour to be,

Sir,

Your most obedient servant,

C. M. FLANDERS, v.s.,

CAPTAIN, R. A. V. C. (Retired),

Superintendent of Markets and Slaughter Houses, etc.

APPENDIX "A."

Statement showing the number of animals slaughtered, removed for private slaughter and the amount of slaughter fees levied thereon during 1929-30.

Description of animals.	April 1929.	May 1929.	June 1929.	July 1929.	August 1929.	Septem- ber 1929.	October 1929.	Novem- ber 1929.	Decem- ber 1929.	January 1930.	February 1930.	March 1930.	Total No. of animals.	Total amount of Slaughter Fees.		
														Rs.	a.	p.
Buffaloes .. .. .	915	859	956	976	939	830	873	878	951	904	733	859	10,724	1,60,860	0	0
Buffaloes for private slaughter in Bombay ..	1	..	..	..	..	..	..	..	..	..	..	..	1	10	0	0
Cows { Bombay .. .. .	1,723	1,606	1,498	1,539	1,532	1,523	1,825	1,813	2,552	2,692	2,464	2,340	23,107	34,660	8	0
{ Bandra .. .. .	272	276	293	308	301	285	279	284	350	344	317	296	3,605	3,605	0	0
Bullocks .. .. .	788	663	705	756	766	709	845	671	849	721	792	836	9,101	13,651	8	0
Sheep and goats for Bombay .. .. .	61,847	58,046	62,783	64,066	61,321	65,946	65,947	62,166	68,999	68,375	59,714	64,321	762,971	1,43,057	1	0
Sheep and goats for Bandra .. .. .	2,539	2,624	2,733	2,773	2,772	2,790	2,502	2,551	2,729	2,574	2,279	2,411	31,287	3,910	14	0
Pigs at Arthur Road slaughter house ..	137	120	135	126	126	133	124	132	188	178	148	167	1,714	1,714	0	0
Piglings at Arthur Road slaughter house ..	3	..	..	2	..	1	4	1	31	8	1	11	62	15	8	0
Piglings for private slaughter .. .. .	8	11	2	3	3	1	9	1	13	7	5	1	64	48	0	0
Live horned cattle removed to Bombay ..	25	63	10	18	100	111	32	23	13	16	37	20	467	2,335	0	0
Live horned cattle for private slaughter in Bombay.	..	..	..	..	..	..	1	..	1	..	..	1	3	9	0	0
Live sheep and goats removed to Bandra ..	1,830	1,885	2,151	2,431	1,353	1,824	2,226	1,732	2,002	1,442	1,154	1,679	21,709	10,854	8	0
Live sheep and goats removed to Bombay ..	105	1,453	126	129	76	47	75	169	87	225	193	143	2,830	2,122	8	0
Live sheep and goats removed for shipping ..	252	165	130	250	143	14	237	167	189	231	199	242	2,352	588	0	0
Live sheep and goats for private slaughter in Bombay.	2	..	..	1	..	4	3	..	..	..	..	..	10	5	0	0
Live sheep and goats removed by DeLisle Road Sheep Market Faulkarees.	932	1,995	1,115	1,545	691	1,116	1,541	1,221	1,445	1,398	967	1,640	15,506	11,629	8	0
Total ..	70,879	69,756	72,637	74,923	70,023	75,527	76,523	71,749	80,409	79,115	69,005	74,967	885,513	3,89,075	15	0

238

C. M. FLANDERS, v. s.,  
CAPTAIN R. A. V. C. (Retired),  
Superintendent of Markets and Slaughter Houses, etc.

No. EH-4-A of 1930-31.

BOMBAY, 16th June 1930.

FROM

THE DEAN,

KING EDWARD VII MEMORIAL HOSPITAL AND THE

SETH GORDHANDAS SUNDERDAS MEDICAL COLLEGE,

BOMBAY.

To

THE MUNICIPAL COMMISSIONER

FOR THE CITY OF BOMBAY.

Subject: *Administration Report for the year 1929-30.*

SIR,

I have the honour to forward the Administration Report of the K. E. M. Hospital and the Seth G. S. Medical College for the year 1929-30.

The report is divided under the following heads:—

Advisory Medical Board and Staff	.. ..	Paras.	2 to 5
The Hospital	.. ..	..	6 to 30
The College	.. ..	..	31 to 42
General	.. ..	..	43 to 56
Appendices	.. ..	..	1 to 13

*Advisory Medical Board.*

2. During the year 1929, the Advisory Medical Board held 14 meetings. Its various Committees met five times during the period under report. There were two general meetings of the Honorary and Professorial Staff.

*The Dean.*

3. Jivraj N. Mehta, Esqr., M.D. (Lond.), M.R.C.P. (Lond.), continued to be in charge during the period under report.

*The Staff.*

4. A. S. Erulkar, Esq., M.D. (Lond.), and P. T. Patel, Esq., M. D. (Lond.), M.R.C.P. (Lond.), D.T.M. & H. (Cantab.), Honorary Physicians, K. E. M. Hospital and Honorary Lecturers in Medicine, Seth G. S. M. College were away on leave in the Summer of 1929 for nearly four and five months, respectively. During this period they visited various teaching Medical Institutions in England, as well as on the Continent and in their absence, S. G. Vengsarkar, Esq., M.D. (Bom.), was appointed to act as Resident Assistant Physician at the K. E. M. Hospital.

5. Professor V. R. Khanolkar, M.D. (Lond.), B.Sc. (Lond.), took two months and twenty-seven days' leave on average salary from the 4th November 1929 and resumed duty on the 1st February 1930. F. N. Kapadia, Esqr., M.D. (Bom.), Associate Professor of Pathology, acted as Professor of Pathology and Bacteriology during Professor Khanolkar's absence on leave.

## The Hospital.

6. The Hospital worked throughout the year in excess of the full complement of 334 beds which are distributed as follows:—

Department.	Male.	Female.	Children.	Total.
Medical .. .. .	78	26	10	114
Surgical .. .. .	78	26	14	118
Gynæcological .. .. .	..	35	..	35
Ophthalmic .. .. .	16	16	..	32
Aural .. .. .	6	2	2	10
Skin and Venereal .. .. .	6	2	..	8
Casualty .. .. .	6	3	..	9
Isolation .. .. .	6	2	..	8
Total ..	196	112	26	334

7. Due to constant overcrowding in the Wards, the scheduled strength of beds has been increased from 334 to 354. The Nursing and Menial Staff has, also, been strengthened on the basis of an average of 354 In-patients per day.

### Equipment.

8. No important addition worth mention in this Report was made to the equipment of the Hospital.

9. The question of the purchase of the Radium and Deep X-Ray Therapy Apparatus for this Hospital had to be postponed for financial reasons. Without their help, much hardship is caused in the treatment of patients suffering from Cancer and it is hoped that these essential requisites of every modern Hospital will be made available for this Institution at an early date.

### New Works.

10. The work of the construction of the Venereal Wards was started in November 1929 and is progressing well.

11. The work of constructing an additional storey over the Nurses' Annexe for the accommodation of the extra Nursing staff could not be started owing to delay in the settlement of the amount of contribution to be made by the Governor's Hospital Fund for this purpose. This has been settled at Rs. 6,200. The remaining sum of Rs. 15,366 has also been provided for in the Municipal Loan Works Budget under the Hospital for the year 1930-31. The necessary tenders for the work having been accepted, the work has just been taken in hand.

### Number of patients treated during the year 1929 and total expenditure during the year 1929-30.

12. The statistical tables attached to this Report record in detail the number and attendance, &c., in all the departments of the Hospital and of the number and nature of operations performed during the period under report. The following abridged summary shows the increase of work carried out during the year 1929 as compared to that in the year 1928:—

Particulars.	Figures for the year 1929.	Figures for the year 1928.
<i>(a) In-patients.—</i>		
1. Scheduled strength of beds .. .. .	334	334
2. Daily average number of in-patients .. .. .	362.8	330.1
3. Total number of in-patients admitted .. .. .	8,265	7,846
4. Average number of days each patient was resident .. .. .	15.2	15.3
<i>(b) Out-patients.—</i>		
1. Total number of new out-patients .. .. .	51,760	48,160
2. Total number of out-patient attendance .. .. .	1,50,180	1,44,416
3. Number of Casualty patients included in No. 1 above.	9,325	7,173
<i>(c) Operations.—</i>		
1. Total number of operations on in-patients .. .. .	2,674	2,810
2. Total number of operations on out-patients .. .. .	2,375	2,268

13. Of the total number of 8,575 In-patients under treatment (8,265 new admissions plus 310 patients in residence on the 1st January 1929) in the Hospital during the period under report, 3,690 were cured, 2,775 were discharged as relieved, 865 either absconded or left the Hospital against medical advice and 917 died, leaving a balance of 328 patients in the Hospital at the end of the year. Out of the 917 deaths, one was a still-born child, 270 died within twenty-four hours of admission, 165 after twenty-four hours and within three days and the remaining 481 after three days of their admission into the Hospital.

14. Excluding the amount spent out of loan funds, the total expenditure incurred on the maintenance of the Hospital during the year 1929-30, including liabilities outstanding at the end of the year, approximately amounts to Rs. 4,96,747. This expenditure includes the cost of maintenance and treatment of in-patients, the cost of the out-patient department, of the resident medical, nursing and menial staff as well as that of the administration and of maintenance and repairs of buildings. The cost per in-patient per day comes to Rs. 3-2-6 and that for each out-patient to Re. 0-8-0 per outdoor attendance, i.e., about Re. 0-2-8 per medicine day including the cost of drugs, surgical dressings, skiagrams, establishment charges, &c. (Regarding outdoor attendance, *vide* the reference in Appendix 2). The cost of diet including that of extras and stimulants, works out at Re. 0-10-8 per in-patient, per day. The average cost to the Institution for every in-patient admitted works out at Rs. 48-1-10; while that of every new out-patient admission works out at Re. 1-7-6 in all.

15. The following table illustrates the relative cost of in-patients and out-patients, per patient, per day, during the years 1929-30 and 1928-29, respectively:—

	1929-30.	1928-29.
	Rs. a. p.	Rs. a. p.
(a) Average cost, per in-patient, per day .. ..	3 2 6	3 6 7
(b) Average cost of diet, per in-patient, per day ..	0 10 8	0 11 4
(c) Average cost per in-patient admission .. ..	48 1 10	52 3 2
(d) Average cost per out-patient attendance .. ..	0 8 0	0 7 11
(e) Average cost per out-patient admission .. ..	1 7 6	1 7 7

16. The details of the cost per in-patient, per day, for the years 1929-30 and 1928-29, respectively, will be seen from the following table:—

Year.	Diets.	Drugs, Dressings and Instruments.	Stores and Linen.	Heating and Lighting.	Miscellaneous.	Establishment.	Repairs to Buildings and Engineering.	Total cost.
	Rs. a. p.	Rs. a. p.	Rs. a. p.	Rs. a. p.	Rs. a. p.	Rs. a. p.	Rs. a. p.	Rs. a. p.
1929-30 .. ..	0 10 8	0 6 6	0 3 3	0 2 3	0 2 0	1 7 3	0 2 7	3 2 6
1928-29 .. ..	0 11 4	0 6 8	0 3 5	0 2 6	0 2 0	1 9 6	0 3 2	3 6 7

17. The following table gives the average cost for every new out-patient admission completely treated during the year under report in comparison with that for the previous year:—

Year.	Diets.	Drugs, Dressings and Instruments.	Stores and Linen.	Heating and Lighting.	Miscellaneous.	Establishment.	Repairs to Buildings and Engineering.	Total cost.
	Rs. a. p.	Rs. a. p.	Rs. a. p.	Rs. a. p.	Rs. a. p.	Rs. a. p.	Rs. a. p.	Rs. a. p.
1929-30 .. ..	..	0 8 6	0 1 0	0 0 9	0 0 9	0 11 3	0 1 3	1 7 6
1928-29 .. ..	..	0 8 11	0 1 2	0 0 8	0 0 9	0 11 0	0 1 1	1 7 7

*In-patient accommodation.*

18. Though the scheduled number of beds in the Hospital during the year under report was 334, there have generally been more in-patients than what could be accommodated on the cots. The largest number of in-patients on a single day during the year 1929 was 405. The highest number of in-patient admissions on a single day was 57, the average number of daily admissions being 23. The congestion in the wards exists in spite of refusing admission to many patients whom the medical staff would like to admit. The demand for more Hospital accommodation grows in spite of the addition of nearly a thousand beds in the City of Bombay during the last five years.

19. An arrangement has now been arrived at between the Corporation and the Committee of Helpless Beggars' Camp, by which the Committee have agreed to receive helpless patients from the K. E. M. Hospital, who are not claimed by their relatives, the Corporation having increased, in view of this, the annual grant to this Committee from the sum of Rs. 6,000 per annum to the sum of Rs. 10,000 per annum, as per Corporation Resolution No. 9558 of 27th January 1930. This arrangement is likely to relieve some congestion in the Hospital.

20. A part of the over-crowding in the Hospital is due to the number of cases suffering from Fractures who occupy the beds for weeks on end and some even for months. The most economic way of dealing with such cases would be by transferring them to some Convalescent Home which need not have the Nursing and Medical Staff on the same ratio as in a large general Hospital. Such a Convalescent Home with even 30 beds will give considerable relief to the Hospital.

21. The need of an Infirmary for chronic and nervous cases is great and though it has not been possible to establish one hitherto, the question deserves to be considered early in the interest of other patients more in need of Hospital treatment, but who have to be refused admission owing to the available accommodation having been taken up by the chronic cases. As many as 200 patients out of the total of 8,575 in-patients during the course of the year, had to be kept in the Hospital for a period exceeding two months at a stretch, as against the average stay of 15 days per patient; which is to say that if these 200 patients could have been sent to an Infirmary or a Convalescent Home, it would have been possible to give medical relief to four times that number without any additional cost to the Institution.

22. Arrangements have been made by which patients suffering from an advanced stage of Pulmonary Tuberculosis are transferred to the Maratha Hospital and those suffering from an early infection are sent to the Turner Sanatorium.

23. The growth in the number of out-patients causes also great congestion of work in the morning. The highest number of out-patients on any particular day during the year 1929 was 757, the highest number of new admissions in the out-door department on a single day being 289 and the highest number of old cases on a single day being 500. For want of sufficient space and staff, patients have to be frequently kept waiting for considerable time. This congestion can only be relieved by providing a separate Casualty Department and by extending the Surgical Dressing Section in the out-door Department. Funds have now been provided for the latter work in the Budget for the year 1930-31 and the work will be commenced soon after the monsoon.

*Nursing Staff.*

24. According to the arrangements sanctioned for the training of probationer nurses at the Arthur Road Hospital in infectious diseases, three probationer nurses are sent to the Arthur Road Hospital from this Hospital every three months.

25. The following are the results of the probationer nurses in this Hospital who appeared for the Nursing Examinations held by the Bombay Presidency Nursing Association during the period under report:—

Examination.	September 1929.		March 1930.	
	Appeared.	Passed.	Appeared.	Passed.
First Examination ..	7	6	8	5
Final Examination ..	13	7	13	7



26. The "Savitribai Purandare Prize" was awarded to Miss Maggie Shean, who passed her Final Examination with highest marks in Surgical Nursing.

27. Thanks are due to the proprietors of the *Times of India*, the *Jam-e-Jamshed* and the *Nawa Kal* for the supply, free of charge, of one copy each of those journals to the Nurses' Club. Thanks are also due to the Manager of the "Capitol" for issuing two complimentary passes which enables eight of our nurses to go to that popular place at a time—a privilege which has been much appreciated by the Nursing Staff. For a similar concession to the Nursing Staff, I am also thankful to the Management of Messrs. Madon Ltd. The kind thoughts of Mrs. Jamnabai Bhatia in presenting a Chesterfield set of one sofa and two chairs in memory of her brother's daughter, Kasturbai Kalyanji C. Bhatia, for the Nurses' Home have been also much appreciated by that staff.

*Scale of fees for well-to-do patients.*

28. The question of fixing a scale of fees for the treatment of well-to-do patients attending this Hospital is still under the consideration of the Medical Relief Committee of the Corporation.

*Poor Box Charity Fund.*

29. The Poor Box Charity Fund started for rendering relief to poor patients by providing them with spectacles, crutches, trusses, artificial limbs, travelling expenses, &c., has received steady support from the public and from the patients who have been benefited by the attendance at the Hospital as can be seen from the Statement of Accounts published in Appendix.

The Light-foot Refrigeration Company, Ltd., continued the free supply of oxygen to the Hospital during the period under report. This continued generous help is much appreciated.

30. The following donations and gifts were also acknowledged with thanks during the period under report:—

	Rs.	a.	p.	
1. The Agent-General, Lloyds Triestino and Marittima Italiana Navigation Co. . . . .	1,000	0	0	
2. The Burma Shell Oil Storage and Distributing Co., Ltd., Bombay . . . . .	600	0	0	
3. Mr. Sahu Jagadish Seral of Moradabad . . . . .	501	0	0	
4. The Secretary and Treasurer, Bombay (City) Red Cross Executive, Indian Red Cross Society . . . . .	268	9	0	
5. "X Y Z" through Dr. J. C. Chaya, M.B., B.S., Bombay . . . . .	175	0	0	
6. Mrs. M. F. S. Talyarkhan, Convener, Sub-Committee, Women's Relief Committee . . . . .	107	13	0	
7. The Bombay Union Dye Works . . . . .	101	0	0	
8. H. H. The Maharaja of Dharampur . . . . .	100	0	0	
9. The Agent, Gold Mohur Mills . . . . .	100	0	0	
10. The Swedish Mills Co., Ltd. . . . .	100	0	0	
11. The Western India Match Co., Ltd. . . . .	100	0	0	
12. Mr. V. V. Vadhavkar, (on behalf of his aunt Mrs. Gangubai Trimbak Korde) . . . . .				One Perambulator.
13. Rao Bahadur S. K. Bole (on behalf of Mr. V. K. Bole)				One Primaphone with records. 2 Doz. brass tumblers with covers, 2 Cups and Saucers.
14. Mrs. Ratanbai Mistry . . . . .				One Gramophone with records.
15. Mr. W. D. Miller . . . . .				One Gramophone with records.
16. Mr. Dawlatram Mohandas, Proprietor, Doulatram Dyeing and Bleaching Mills . . . . .				Sixty-eight Bed-sheets.

## The College.

### Admissions.

31. During the year under report, 60 fresh admissions were made in June 1929, including two students for the B.Sc. Course in Anatomy. The number of regular students on the College Rolls of whom 12 are Lady Students at the close of the year was as shown below :—

First M.B., B.S.	First Year	..	..	..	..	57
First	..	..	Second Year	..	..	41
Second	..	..	Third Year	..	..	62
Final	..	{ Fourth Year. Fifth Year. }		..	..	72

### Affiliation.

32. This College has been recommended by the Academic Council and the Syndicate of the University of Bombay for affiliation regarding courses of study in Anatomy for the B.Sc. Degree. The sanction of the Senate and of the Government to this affiliation is being awaited.

33. Recognition has been accorded to certain tutorial and Resident Medical posts held at this College and the associated K. E. M. Hospital by the University of London for its examinations for the degrees of M.D. and M.S., and by the Conjoint Board, London, for their diplomas in Ophthalmology and in Ear, Nose and Throat.

### Examinations.

34. *First M.B., B.S. Examination.*—The College sent up 25 students for this examination in April 1929 and 63 in December 1929 out of whom 11 and 29 were, respectively, declared successful.

*2nd M.B., B.S. Examination.*—Out of the 16 students sent up in April 1929 and 27 in December 1929, for this examination, 13 and 21 were, respectively, declared successful. Mr. S. G. Joshi, the only student to get first class with distinction at the examination held in December 1929, came from this College.

*Final M.B., B.S. Part I.*—Out of 24 students who appeared from this College in April 1929, and 35 in September 1929, 11 and 27, respectively, were duly declared successful.

*Final M.B., B.S. Examination Part II.*—The College sent up its first batch of 25 students for the Final M.B., B.S. Part II Examination in December 1929 out of whom 10 were declared successful. One of the successful students of this College, viz., Mr. M. M. Pandya, M.B., B.S., was awarded the "Balkrishna Sudamji Prize" in Midwifery. Miss M. R. Nadkarni, a Lady Student of this College won all the scholarships and prizes meant for lady students only.

*M. D. Examination.*—The following table shows the number of post-graduate students sent up under different groups for this examination, with their result :—

		Students sent up.	Passed.
M. D. Branch	I (General Medicine) .. .. .	4	1
"	.. II (Pathology) .. .. .	1	..
"	.. III (Midwifery) .. .. .	4	1

*M. S. Examination.*—Of the three post-graduate students sent up for this examination two were successful.

*D. O. Examination.*—Of the four candidates sent up for this examination, none was able to get through

*Annual Cost and Revenue.*

35. The total expenditure on the College and Hostel, excluding the amount spent out of Loan Funds, comes to Rs. 2,23,241 which amount includes all the liabilities incurred during the year 1929-30. The revenue of the College in the form of fees, Hostel rent and miscellaneous receipts from under-graduate students amounted to Rs. 60,729-14-0. The corresponding figures for the previous year were Rs. 2,17,668-7-9 and Rs. 56,017-0-0 respectively. Fees from post-graduate students which are not included in the above amount come to Rs. 2,565.

36. As stated in the last year's report, the annual cost per student has appreciably fallen during the year under report. The gross cost per student at this College for the year under report works out at Rs. 958 per year and the net at Rs. 700; the corresponding figures for the previous year being Rs. 1,139 and Rs. 842, respectively.

*Museums.*

37. Since the submission of the last report, a number of Anatomical, Pathological and other specimens have been added to the College Museums. 115 old specimens in the Pathological Museum were replaced by new ones. A further set of 48 wax models illustrating various kinds of Skin and Venereal Diseases has been ordered from Paris. A complete catalogue to the Pathological specimen in the Clinical Museum is under preparation. Part I of the Catalogue dealing with the sections on Alimentary Canal, Liver, Kidneys, Heart and Blood Vessels was published in the year 1929 and Part II is now in the Press.

38. Proposals for the construction of a separate museum building for which a handsome donation amounting to Rs. 1,10,000 in Government Promissory Notes has been made by the Trustees of the Seth Jannadas Lallubhai Charities, are now under the consideration of the Medical Relief Committee of the Corporation.

*Library.*

39. During the year under report, 200 new books were purchased and 60 Volumes were added to the Library in the shape of bound volumes of journals as against 115 books and 92 Volumes, respectively, during the previous year. 23 books were also presented to the Library by various Medical Publishers and by some members of the Staff. The Library now holds about 3,300 books, besides about 2,000 old Medical books either presented or lent to the College Library as stated in the previous year's reports.

40. 3,470 books were issued to undergraduate students for reading in the Library and 1,134 books were issued to the Professorial, Honorary and the Junior Medical Staff and post-graduate students during the year, under report, as against 2,020 and 890 books, respectively, in the previous year.

41. A course of lectures on "Recent Methods in the Treatment of Venereal Diseases" was given at this College by Dr. A. C. Rebello, Hon. Lecturer in Venereology and Dermatology, for the lady Doctors belonging to the Association of Medical Women in India (Western Division) who met in Bombay in January 1930.

42. An endowment from the Bombay Medical Union for the founding of a Gold Medal, 3½ Tolas in weight, and 1½" in diameter to be named "Sir Nusserwanji Choksy Gold Medal" was received during the year under report. The Medal is to be awarded in the subject of Medicine, after a special competitive examination which will be held annually at this College. All those Medical Graduates of the Bombay University who may have qualified during the previous year will be eligible to compete for this Medal.

**General.***Grant from the Indian Research Fund Association.*

43. Under the auspices of the Indian Research Fund Association, three different inquiries are being carried out at the College as under :—

(1) An "Inquiry into the Nutritive Value of Indian Vegetable Foodstuffs" is undertaken in the Physiology Department of the College. The seeds of the different species of legumes commonly used in the Indian Dietary, such as *Tur*, *Chana*, *Watana*, etc., have been analysed for their Protein, Ash and Carbohydrate contents. The Protein present is mainly globulin. Ten different globulins have been isolated and chemically analysed. The biological value of the

globulins present in *Tur* (*Cajanus Indicus*) and in *Watana* (*Pisum Arvense*) has been worked out by means of feeding experiments on white rats and compared with those of Casein. These are as under :—

Casein .. ..	88
<i>Tur</i> .. ..	65
<i>Watana</i> .. ..	41

From this it will be seen that casein is more nutritive than *Tur* and *Tur* more than *Watana*. The experiments are still in progress and the Indian Research Fund Association has allotted a grant of Rs. 5,500 for the continuance of the Inquiry during the year 1930-31.

(2) The "Inquiry into the Determination of Hæmoglobin in Health and in Anæmias common in Bombay" has been carried out in the Pathology Department. The inquiry had to be held in abeyance for a period of about three months due to the absence of Prof. V.R. Khanolkar on leave. 255 (122 males, and 133 females) bloods from normal subjects (members of the medical staff, medical students, nurses and middle class people residing in Matunga) were examined for their Hæmoglobin content by the different methods commonly employed in Europe and America. The Oxygen content of all the bloods was determined by Van Sykes and Sahli's Methods and the Hæmoglobin calculated as a result of the amount of Oxygen determined in each case, was taken as a standard for the relative accuracy of the methods employed. The data acquired as a result of these investigation are being analysed and it is proposed to compare the findings from a batch of three Hellige's Hæmometers before proceeding to an investigation of the bloods in Anæmic conditions. The Indian Research Fund Association has sanctioned the sum of Rs. 1,800 for the continuance of this inquiry during 1930-31.

(3) The third inquiry was with reference to "An Investigation on Neo-Natal Mortality" by Dr. H. D'Sa, an Honorary Lecturer in Obstetrics and Gynæcology. On finding that a work on similar lines was being done by other workers, this investigation was dropped and a new one on the "Causation of Maternal and Foetal Dystocia in India" was undertaken instead with the approval of the governing body of the Indian Research Fund Association. Thanks to the assistance offered by the authorities of the Nowrosji Wadia Maternity Hospital, Labour cases are investigated in that Hospital and a large number of female pelvises and foetuses are being studied. Measurements have also been taken of the women patients in the Medical, Surgical and Gynæcological departments of the K. E. M. Hospital. The material thus available has enabled the study so far of 1,825 female pelvises, including the 1,293 Labour cases, (187 of whom were 'difficult labour'), and of 892 foetuses. The inquiry is being continued in the year 1930-31, the Indian Research Fund Association having given a grant of Rs. 3,500 for the purpose.

#### Other Inquiries.

44. The Pharmacology Department undertook the investigations of certain samples of Tincture Digitalis and Chloroform that were sent from the K. E. M. Hospital. An investigation was also undertaken regarding the efficacy of the samples of natural and synthetic Adrenaline sent from the Hospital; and a paper in this connection was published in the *Indian Medical Gazette* under the title "A Note on the action of Synthetic Adrenaline".

45. Work has been started on a drug, by name, "Hermal", which is expected to take about three years for complete investigation. It has been possible to undertake this work, thanks to the generous donation by two members of the Honorary Staff which had enabled the employment of a Research Assistant, Mr. G. K. Gokhale, M.B., B.S. in the Pharmacology Department to help in investigating the action of indigenous drugs.

46. At the instance of a Nagpur firm, an investigation has been undertaken by the Professor of Pharmacology for testing the vitamin content of an irradiated vegetable oil, work regarding which is in progress.

47. At the instance of a local firm, an inquiry into the efficacy of Lupinquina in Malaria cases was undertaken. The inquiry had to be stopped early owing to a large increase in the incidence of Malaria in the Nursing Staff and owing to considerable overcrowding in the Hospital due to a large admission of Malaria patients for the purpose of the investigation. The number of cases examined and the period of observation are not sufficient to draw any definite conclusions as to the efficacy of this drug, compared to the other anti-malarial remedies. It may, however, be said that patients did not show symptoms of Quinism during the administration of this drug and that it is more easily administrable to children than Quinine.

*Hostel and Gymkhana.*

48. The proposal to construct an additional storey over the existing Hostel building has been sanctioned and it is arranged to start the work at the end of the rains. With the completion of the third floor it will be possible to provide quarters for 42 more students. This will, to some extent, relieve the difficulties of students in finding accommodation in the neighbourhood of the College.

49. The work of levelling a large portion of the plot of land to the East of the Hostel with a view to turning it into a playground for the students will, it is hoped, be soon completed.

50. The College Gymkhana entered in Inter-Collegiate Tournaments in Tennis, Hockey, Football, Cricket, Athletics and Badminton during the year under report. The Hockey eleven won the Inter-Collegiate Tournament by a very wide margin and thus annexed Dr. Vijayker Challenge Cup and Bhulabhai J. Desai Challenge Shield for the current year. As many as five players in the Bombay University Team in the Aga Khan Hockey Tournament were selected from this College.

51. The Football Team also did well in the Inter-Collegiate Football Tournament. In the other Tournaments, there is much scope for improvement.

52. A student of this College, Mr. Mohamad Mohi Uddin played in the Quadrangular Cricket Tournament on behalf of the Islam Gymkhana. Mr. N. R. Suverna another student of this College did very well in the Bombay Presidency Hard Court Tennis Tournament wherein he annexed the Gentlemen's doubles Championship and reached the semi-final stage of the single Championship event.

53. For the first time, since its inception, the Gymkhana held an Annual Sports Day on 2nd March 1930 under the presidentship of Mr. Meyer Nissim, the President of the Municipal Corporation. The sports were held on the grounds of the Grant Medical College Gymkhana. The students also organised a very pleasant Social Gathering the same month, it being the first Annual Social Gathering of this College.

*Retrenchment.*

54. Ever since the opening of the College and Hospital, a cry has been incessantly raised, at first against the alleged extravagance of expenditure at these Institutions and later on against their expensiveness but without a charge of extravagance. The expenditure of both the Institutions was very carefully gone into by the Sub-Committee which the Medical Relief Committee had appointed in 1927. The Sub-Committee was pleased to opine, after an exhaustive enquiry which lasted several months, "that both the King Edward VII Memorial Hospital and the Seth Gordhandas Sunderdas Medical College were managed on as economical lines as possible".

55. In the general enquiry on retrenchment into Municipal expenditure which was taken up in the year 1929 by the Retrenchment and Reforms Enquiry Committee of the Corporation, with Mr. N. D. Mehta as Retrenchment and Reforms Advisor, the expenditure at these Institutions was also gone into most thoroughly. It must be a matter of satisfaction to the Corporation to know that neither the Retrenchment and Reforms Advisor nor the Retrenchment and Reforms Enquiry Committee found scope for retrenchment at these Institutions and to learn that the College and the Hospital were managed on as economic lines as possible. Compared to last year, as will be seen from para 16 of this Annual Report, the cost per In-patient per day has been reduced by about four annas, during the year under report. For this result, my thanks are due to the Honorary Staff who are keen on running the Hospital at as low a cost as possible as well as to the Assistant Dean Captain R. E. Dadachanji and to the other staff whose co-operation has enabled these Institutions to occupy the position they do at present in the City.

56. My thanks are also due to the Matron Mrs. McCarthy, for her assistance into the Nursing arrangements of the Hospital and for the interest she takes in the Nursing Staff.

I have the honour to be,

Sir,

Your most obedient servant,

JIVRAJ N. MEHTA,

M.D., M.R.C.P. (Lond.),

*Dean.*

## INDEX OF APPENDICES.

- APPENDIX No. 1. Summary of In-patients and their classification as per departments.
- ” 2. Summary of Out-patients and their classification as per departments.
- ” 3. Chart illustrating In and Out-patient admission by months.
- ” 4. Summary of patients according to sex, age and caste, with a chart illustrating this summary.
- ” 5. Summary of patients according to the nature of diseases.
- ” 6. Classification of Operations in the Surgical Department.
- ” 7. Classification of Operations in the Gynæcological Department.
- ” 8. Classification of Operations in the Ophthalmic Department.
- ” 9. Classification of Operations in the Ear, Nose and Throat Department.
- ” 10. X-Ray and Electro-Therapy Report.
- ” 11. Skin and Venereal Department Report.
- ” 12. Clinical Laboratory Report.
- ” 13. Poor-Box Charity Fund—Statement of Accounts.

## APPENDIX 1.

*Summary of In-patients classified as per Departments for the year 1929.*

During the period under review, 8,264 patients were admitted into the Hospital of whom 5,208 were men, 2,137 were women and 919 were children (530 male and 389 female). The In-patients in the various departments are summarised as under:—

Name of Department.	Men.	Women.	Children.		Total.
			Male.	Female.	
Medical .. .. .	2,403	796	211	169	3,579
Surgical .. .. .	1,971	440	143	82	2,636
Ophthalmic .. .. .	356	256	16	10	638
Gynæcological .. .. .	..	449	6	10	465
Aural .. .. .	302	156	145	108	711
Dental .. .. .	..	..	..	..	..
Skin and Venereal .. .. .	176	40	9	10	235
<b>Total ..</b>	<b>5,208</b>	<b>2,137</b>	<b>530</b>	<b>389</b>	<b>8,264</b>

## APPENDIX 2.

*Summary of Out-patients classified as per Departments for the year 1929.*

There were 51,760 new admissions during the period under review, the total attendance in the out-patient and casualty department being 1,50,180 as tabulated below. It may be mentioned that quite a large number of patients are referred for consultation and treatment from one department to another, e.g., a medical case may be sent to the Dental and Ophthalmic Department, &c. for consultation or treatment and *vice versa*. Cases so referred or transferred are generally not shown as separate admissions. For the sake of comparison, it may also be mentioned that with a view to maintain continuity of treatment, the same outdoor case paper is issued, wherever possible, to a patient even after a few months' absence or after his discharge as an in-patient, with the result that the subjoined table shows comparatively less work than what is actually carried out in each department.

*N.B.*—Even though an out-patient may get three or four days' medicine at each attendance, his attendance has been counted as one attendance only, it being generally found that the medicines, &c., prescribed at each outdoor attendance represent about three "Medicine days" on an average.

Name of Department.	New admissions.	Old cases.	Total attendance.
Medical .. .. .	20,824	27,087	47,911
Surgical .. .. .	14,506	30,126	44,632
Ophthalmic .. .. .	5,082	11,997	17,079
Gynæcological .. .. .	1,974	5,655	7,629
Aural .. .. .	2,996	7,253	10,249
Dental .. .. .	2,221	2,097	4,318
Skin and Venereal .. .. .	4,157	14,205	18,362
<b>Total ..</b>	<b>51,760</b>	<b>98,420</b>	<b>1,50,180</b>

APPENDIX 4.

Summary of Patients treated at the King Edward VII Memorial Hospital according to Sex, Age and Caste for the year 1929.

	Hindus.				Musalmans.				Christians.				Others.				Total.				Total of Patients.	
	Men.	Women.	Children.		Men.	Women.	Children.		Men.	Women.	Children.		Men.	Women.	Children.		Men.	Women.	Children.			
			Male.	Female.			Male.	Female.			Male.	Female.			Male.	Female.						
Remained .. In-patients ..	112	63	10	7	33	17	2	2	22	26	3	1	4	8	..	..	171	114	15	10	310	
Admitted ..	In-patients ..	3,110	1,057	295	212	1,232	380	66	59	703	583	137	93	163	117	32	25	5,208	2,137	530	389	8,264
	Out-patients ..	22,437	5,861	1,983	1,416	7,567	2,112	556	389	3,669	2,448	533	462	972	969	232	154	34,645	11,390	3,304	2,421	51,760
Total treated..	In-patients ..	3,222	1,120	305	219	1,265	397	68	61	725	609	140	94	167	125	32	25	5,379	2,251	545	399	8,574
	Out-patients ..	22,437	5,861	1,983	1,416	7,567	2,112	556	389	3,669	2,448	533	462	972	969	232	154	34,645	11,390	3,304	2,421	51,760
Discharged cured .. In-patients..	1,343	433	147	83	535	127	21	26	350	306	87	62	80	53	21	16	2,308	919	276	187	3,690	
Relieved .. In-patients ..	1,060	366	72	64	421	147	20	21	245	190	41	21	56	42	5	4	1,782	745	138	110	2,775	
Discharged other-wise or absented.	In-patients ..	302	150	37	31	129	51	15	8	36	50	7	4	19	21	3	2	486	272	62	45	865
		383	129	40	36	121	55	8	6	72	39	5	5	8	5	2	2	584	228	55	49	916+1*
Remaining .. In-patients ..	134	42	9	5	59	17	4	..	22	24	..	2	4	4	1	1	219	87	14	8	328	

\* One still-born child.



## APPENDIX 5.

Summary of Patients treated according to nature of diseases for the year 1929.

Names of Diseases.	IN-PATIENTS.								Out-patients admitted.
	Re- mained.	Admit- ted.	Total.	Cured.	Re- lieved.	Other- wise.	Died.	Re- maining.	
<i>Diseases caused by Infection.</i>									
Cholera, Asiatic .. .. .	..	..	..	..	..	..	..	..	..
Dysentery .. .. .	2	167	169	86	36	9	34	4	692
Enteric Fever .. .. .	2	64	66	37	4	2	21	2	66
Gonococcal infection .. .. .	2	63	65	10	41	9	3	2	642
Syphilis (Primary and secondary)	10	104	114	20	73	13	3	5	959
Kala Azar .. .. .	..	..	..	..	..	..	..	..	3
Leprosy .. .. .	..	6	6	..	2	4	..	..	101
Malaria .. .. .	6	631	637	455	145	27	4	6	5,414
Plague .. .. .	..	2	2	..	..	2	..	..	2
Influenza .. .. .	..	47	47	29	14	1	2	1	88
Relapsing Fever .. .. .	..	..	..	..	..	..	..	..	4
Pneumococcal infection of the lungs .. .. .	6	288	294	139	22	13	105	15	256
Pyrexia of uncertain origin .. .. .	..	17	17	9	4	3	..	1	366
Rheumatic Fever .. .. .	..	26	26	11	14	1	..	..	430
Small-pox .. .. .	..	10	10	1	..	9	..	..	7
Tuberculosis of the lungs .. .. .	..	..	..	..	..	..	..	..	..
Other tubercular diseases .. .. .	19	404	423	62	149	122	75	15	882
<i>Animal Parasites.</i>									
Ankylostoma .. .. .	..	6	6	2	3	1	..	..	2
Round Worms .. .. .	..	3	3	2	1	..	..	..	145
Other Worms .. .. .	1	46	47	26	14	5	..	2	1,514
All other infective diseases .. .. .	4	167	171	63	23	14	68	3	216
<i>General Diseases.</i>									
Anæmia .. .. .	12	170	182	31	101	12	25	13	342
Diabetes .. .. .	2	31	33	9	9	9	6	..	57
Scurvy .. .. .	..	1	1	..	1	..	..	..	20
Beri-Beri .. .. .	..	..	..	..	..	..	..	..	3
Rickets .. .. .	..	17	17	2	8	4	3	..	128
Other diseases due to disorders of nutrition and metabolism .. .. .	..	..	..	..	..	..	..	..	..
Diseases of the ductless of endo- crine glands .. .. .	2	14	16	5	1	3	4	3	16
All other General Diseases .. .. .	5	71	76	28	25	12	6	5	244
<i>New Growth.</i>									
Non-malignant .. .. .	6	82	88	44	21	12	6	5	211
Malignant .. .. .	10	143	153	31	48	38	28	8	193
<i>Systematic Diseases.</i>									
Diseases of the nervous system—									
Diseases of the nerves, spinal cord, brain and meninges .. .. .									
Diseases of which the Pathological basis is not accurately known..	7	83	90	12	40	20	13	5	148
.. .. .	8	131	139	17	70	30	13	9	823
Mental Diseases .. .. .	..	3	3	..	1	2	..	..	53
Diseases of the Eye .. .. .	26	575	601	209	319	41	1	31	3,733
"  "  Ear .. .. .	1	52	53	33	17	..	2	1	932
"  "  Nose .. .. .	1	557	558	463	86	4	2	3	813
"  "  circulatory system	4	218	222	25	101	24	62	10	305
All diseases of the Respiratory system except Pneumonia and Tuberculosis of the lungs .. .. .	14	306	320	122	109	13	66	10	1,892
Diseases of the Stomach .. .. .	4	59	63	19	34	5	4	1	941
"  "  intestines .. .. .	33	643	676	359	136	74	73	34	2,400
Abscess of the liver .. .. .	6	98	104	39	29	15	13	8	151
All other diseases of the liver .. .. .	..	24	24	8	10	2	4	..	46
All other diseases of the digestive system .. .. .	2	106	108	45	38	9	9	7	2,472
Acute and suppurative inflamma- tion of the Lymphatic glands .. .. .	..	16	16	9	2	3	1	1	311
Acute and chronic Nephritis .. .. .	3	67	70	15	26	10	13	6	75

APPENDIX 5—*contd.*

*Summary of Patients treated according to nature of diseases for the year 1929—contd.*

Names of Diseases.	IN-PATIENTS.								Out-patients admitted.
	Re-mained.	Admitted.	Total.	Cured.	Relieved.	Other-wise.	Died.	Re-maining.	
All other diseases of the urinary organs .. .. .	4	118	122	34	61	18	7	2	263
Other diseases of the Generative system .. .. .	30	553	583	348	148	52	8	27	1,966
Diseases of the organs of Locomotion .. .. .	6	119	125	37	49	27	5	7	951
Diseases of the areolar tissue .. .. .	12	373	385	219	100	15	33	18	1,323
Inflammation ulcerative .. .. .	..	..	..	..	..	..	..	..	..
Other diseases of the skin .. .. .	..	55	55	26	23	3	3	..	961
All other local diseases .. .. .	30	737	767	168	366	125	75	33	10,672
<i>General and Local.</i>									
Injuries (general and local) .. .. .	30	686	716	316	225	46	104	25	7,038
<i>Poisoning.</i>									
By Opium .. .. .	..	16	16	6	2	1	7	..	6
„ other means .. .. .	..	88	88	59	23	1	5	..	346
<i>Labour.</i>									
Pregnancy .. .. .	..	1	1	..	1	..	..	..	136
<b>Total ..</b>	<b>310</b>	<b>8,264</b>	<b>8,574</b>	<b>3,690</b>	<b>2,775</b>	<b>865</b>	<b>916+1*</b>	<b>328</b>	<b>51,760</b>

\* One still-born child.

## APPENDIX 6.

Classification of Operations performed in the Surgical Department during the year 1929.

Nature of Operation.	IN-DOOR.										OUT-DOOR.
	Remained as per Last Report.	NUMBER OF OPERATIONS.			Number of Patients operated on.	RESULTS.				Remaining under treatment.	Patients operated on.
		Principal.	Secondary.	Total.		Cured.	Relieved.	Discharged otherwise.	Died.		
<b>TUMOURS.—</b>											
Excision of—											
Lipoma .. .. .	..	5	..	5	5	4	1	..	..	..	18
Fibroma .. .. .	..	..	..	..	..	..	..	..	..	..	5
Chondroma .. .. .	..	1	..	1	1	1	..	..	..	..	1
Osteoma .. .. .	..	1	..	1	1	1	..	..	..	..	..
Angioma .. .. .	..	3	..	3	3	2	1	..	..	..	..
Papilloma .. .. .	..	2	..	2	2	1	1	..	..	..	2
Myeloid Sarcoma .. .. .	..	1	1	2	1	..	1	..	..	..	..
Sarcoma .. .. .	..	1	..	1	1	..	1	..	..	..	..
Carcinoma .. .. .	..	2	..	2	2	..	1	..	..	1	..
<b>CYSTS.—</b>											
Removal of—											
Sebaceous Cyst .. .. .	..	1	..	1	1	..	1	..	..	..	36
Dermoid .. .. .	..	2	..	2	2	..	2	..	..	..	3
Bronchial .. .. .	..	2	..	2	2	1	1	..	..	..	..
Destruction by—											
Diathermy .. .. .	1	2	2	4	2	1	2	..	..	..	..
<b>ABSCESS.—</b>											
Acute abscess—Incision and Drainage .. .. .	..	141	15	156	141	86	44	1	8	2	412
Chronic Abscess—Aspiration .. .. .	1	13	2	15	13	3	8	..	1	2	13
"    "    —Incision .. .. .	1	12	1	13	12	4	8	1	..	..	..
<b>FOREIGN BODIES.—</b>											
Embedded in tissues .. .. .	..	5	1	6	5	1	3	1	..	..	1
Removal of Bullet .. .. .	..	1	..	1	1	1	..	..	..	..	..
<b>CIRCULATORY SYSTEM.—</b>											
Heart—											
Aspiration of Pericardium .. .. .	..	1	..	1	1	..	..	..	1	..	..
Arteries—											
Ligature for Hæmorrhage .. .. .	..	3	..	3	3	1	2	..	..	..	..
Injection of alcohol into arterial sheath .. .. .	1	3	1	4	3	1	2	..	1	..	..
<b>ANEURYSM.—</b>											
Ligature of artery—Proximal .. .. .	1	4	..	4	4	2	2	..	..	1	..
Excision of aneurysmal Sac. .. .. .	..	1	..	1	1	1	..	..	..	..	..

## APPENDIX 6—contd.

Classification of Operations performed in the Surgical Department during the year 1929—contd.

Nature of Operation.	IN-DOOR.										OUT-DOOR.
	Remained as per Last Report.	NUMBER OF OPERATIONS.			Number of Patients operated on.	RESULTS.				Remaining under treatment.	Patients operated on.
		Principal.	Secondary.	Total.		Cured.	Relieved.	Discharged otherwise.	Died.		
<b>VEINS.—</b>											
Trendelenburg's Operation for varicosity .. .. .	..	4	..	4	4	2	2	..	..	..	..
<b>LYMPHATIC SYSTEM AND GLAND.—</b>											
Excision of Lymphatic Gland for—											
(1) Tuberculosis .. .. .	2	28	2	30	28	20	7	1	1	1	2
(2) Cancer .. .. .	..	1	..	1	1	..	1	..	..	..	..
Incision and Scraping for Tuberculous Gland .. .. .	..	2	..	2	2	1	1	..	..	..	1
Incision and Drainage for Suppurative Gland .. .. .	..	2	..	2	2	1	1	..	..	..	15
<b>SKIN AND SUBCUTANEOUS TISSUES—</b>											
Excision of cicatrix .. .. .	1	7	1	8	7	3	1	2	..	2	4
Plastic Operation for Deformity or Malformations .. .. .	1	..	1	1	..	..	1	..	..	..	..
Skin Grafting—											
Thiersch's Method .. .. .	..	5	5	10	5	1	2	..	..	2	..
Pedicle Graft .. .. .	1	..	2	2	..	..	1	..	..	..	..
Whitlow Incision .. .. .	..	..	..	..	..	..	..	..	..	..	74
Scraping ulcer or sinus .. .. .	2	8	1	9	8	3	6	..	1	..	29
Cauterisation .. .. .	..	1	4	5	1	..	..	..	..	1	..
Linear Sacrificiation .. .. .	..	..	..	..	..	..	..	..	..	..	1
Excision of Engrowing toe nail .. .. .	..	..	..	..	..	..	..	..	..	..	3
Suture of wounds .. .. .	..	5	4	9	5	2	1	..	2	..	..
Removal of foreign body .. .. .	..	..	..	..	..	..	..	..	..	..	3
Excision of Corns and Warts .. .. .	..	..	..	..	..	..	..	..	..	..	12
Onchia—Incision .. .. .	..	1	..	1	1	1	..	..	..	..	3
Scraping Ulcers or Sinus of Tuberculous Region .. .. .	..	4	1	5	4	2	2	..	..	..	7
<b>INCISION FOR.—</b>											
Cellulitis .. .. .	5	31	5	36	31	21	10	..	4	1	1
Boils .. .. .	..	..	..	..	..	..	..	..	..	..	14
Carbuncle .. .. .	..	12	1	13	12	5	4	..	3	..	..
<b>MUSCLES, TENDONS BURSA AND FASCIA.—</b>											
Tenotomy .. .. .	..	6	1	7	6	4	2	..	..	..	..
Incision of Bursa .. .. .	..	1	..	1	1	..	1	..	..	..	..
Division of Cicatricial Adhesion .. .. .	..	1	..	1	1	..	1	..	..	..	..

## APPENDIX 6—contd.

Classification of Operations performed in the Surgical Department during the year 1929—contd.

Nature of Operation.	IN-DOOR.										OUT-DOOR. Patients operated on.	
	Remained as per Last Report.	NUMBER OF OPERATIONS.			Number of Patients operated on.	RESULTS.				Remaining under treatment.		
		Principal.	Secondary.	Total.		Cured.	Relieved.	Discharged otherwise.	Died.			
<b>AMPUTATIONS.—</b>												
For injury to—												
Arm—upper third .. .. .		2	..	2	2	1	1	..	..	..	..	1
Arm—middle third .. .. .		4	..	4	4	3	1	..	..	..	..	1
Fore-arm—upper third .. .. .		2	..	2	2	..	1	..	1	..	..	..
Fore-arm—lower third .. .. .		1	..	1	1	..	1	..	..	..	..	..
Thumb .. .. .		..	..	..	..	..	..	..	..	..	..	8
Finger .. .. .		3	..	3	3	2	1	..	..	..	..	1
Phalanges .. .. .		..	..	..	..	..	..	..	..	..	..	1
Thigh—upper third .. .. .		1	..	1	1	..	1	..	..	..	..	..
Thigh—middle third .. .. .		4	1	5	4	..	1	1	2	..	..	..
Thigh—lower third .. .. .		1	..	1	1	..	..	..	1	..	..	..
Leg—upper third .. .. .		4	..	4	4	2	..	..	1	1	..	..
Leg—lower third .. .. .		2	..	2	2	1	1	..	..	..	..	..
Foot .. .. .	1	1	..	1	1	2	..	..	..	..	..	..
Toes .. .. .		2	..	2	2	..	2	..	..	..	..	2
Phalanges .. .. .		1	..	1	1	1	..	..	..	..	..	..
For Diseases—												
Arm—upper third .. .. .		1	..	1	1	..	1	..	..	..	..	..
Thumb .. .. .		1	..	1	1	..	..	..	..	1	..	..
Thigh—upper third .. .. .		1	..	1	1	..	..	..	1	..	..	..
Thigh—middle third .. .. .		2	..	2	2	1	..	..	1	..	..	..
Thigh—lower third .. .. .		4	..	4	4	..	1	..	3	..	..	..
Ankle .. .. .		2	..	2	2	1	1	..	..	..	..	..
Leg lower third .. .. .	1	..	..	..	..	1	..	..	..	..	..	..
Foot .. .. .		1	..	1	1	1	..	..	..	..	..	..
<b>SKULL, BRAIN, SPINAL CORD AND NERVOUS SYSTEM.—</b>												
Trephining .. .. .		10	..	10	10	3	1	..	6	..	..	..
Elevation of Depressed Bone .. .. .		8	..	8	8	1	..	1	6	..	..	..
<b>SPINE.—</b>												
Laminectomy .. .. .		6	..	6	6	..	..	2	4	..	..	..
Removal of coccyx .. .. .		1	..	1	1	..	..	..	1	..	..	..
Abscess of bone grafting for T. B. Spine .. .. .		4	..	4	4	2	1	..	..	1	..	..

## APPENDIX 6—contd.

Classification of Operations performed in the Surgical Department during the year 1929—contd.

Nature of Operation.	IN-DOOR.										OUT-DOOR. Patients operated on.
	Remained as per Report.	NUMBER OF OPERATIONS.			Number of Patient operated on.	RESULTS.				Remaining under treatment.	
		Principal.	Secondary.	Total.		Cured.	Relieved.	Discharged otherwise.	Died.		
<b>BONES—</b>											
Osteotomy—Subtrochanteric .. .. .	..	1	..	1	1	1	..	..	..	..	..
"    —For Genu Valgum .. .. .	1	6	..	6	6	2	5	..	..	..	..
Correction of Deformity by fracture .. .. .	..	1	..	1	1	1	..	..	..	..	..
Sequestrotomy .. .. .	1	12	2	14	12	4	6	1	1	1	..
Evacuation of abscess .. .. .	..	2	..	2	2	1	1	..	..	..	4
Incision for Osteomyelitis .. .. .	..	10	1	11	10	6	4	..	..	..	1
Scraping T. B. Sinus .. .. .	2	11	1	12	11	9	4	..	..	..	4
<b>SETTING OF FRACTURES—</b>											
Closed method .. .. .	..	1	..	1	1	..	..	..	..	1	..
Open method—	..	..	..	..	..	..	..	..	..	..	..
(1) Wiring .. .. .	..	5	..	5	5	1	2	..	1	1	..
(2) Plating .. .. .	..	11	2	13	11	11	..	..	..	..	..
(3) Extracapsular Suture .. .. .	..	2	..	2	2	2	..	..	..	..	..
(4) Simple Approximation .. .. .	..	1	..	1	1	..	1	..	..	..	..
Bone grafting .. .. .	1	..	..	..	..	1	..	..	..	..	..
<b>JOINTS.—</b>											
Reduction of dislocationship .. .. .	..	1	..	1	1	1	..	..	..	..	..
Reduction of dislocation open-thumb .. .. .	..	1	..	1	1	1	..	..	..	..	..
<b>PASSIVE MOVEMENT—</b>											
Aspiration of joint .. .. .	..	1	..	1	1	1	..	..	..	..	..
Excision of joint .. .. .	1	1	..	1	1	1	1	..	..	..	..
Breaking down adhesions .. .. .	..	6	..	6	6	3	2	..	..	1	..
<b>SALIVARY GLANDS—</b>											
Removal of Parotid Tumour .. .. .	..	3	..	3	3	1	2	..	..	..	..
<b>DUCTLESS GLANDS—</b>											
Ligature of Thyroid vessels—superior .. .. .	..	1	..	1	1	..	..	..	1	..	..
Partial Excision of thyroid .. .. .	..	5	..	5	5	3	..	..	2	..	..
Removal of new growth .. .. .	..	2	..	2	2	2	..	..	..	..	..
<b>BREAST—</b>											
Acute Abscess—Incision and drainage .. .. .	..	4	..	4	4	3	1	..	..	..	5
Excision of Nenigh Tumour .. .. .	..	1	..	1	1	1	..	..	..	..	..
Radical cure for carcinoma .. .. .	..	9	..	9	9	6	1	1	1	..	..
Amputation of Fibro-adenoma .. .. .	..	1	..	1	1	..	..	..	1	..	..
"    of Gynecomastia .. .. .	..	1	..	1	1	1	..	..	..	..	..

APPENDIX 6—contd.

Classification of Operations performed in the Surgical Department during the year 1929—contd.

Nature of Operation.	IN-DOOR.										OUT-DOOR.	
	Remained as per Last Report.	NUMBER OF OPERATIONS.			Number of Patients operated on.	RESULTS.				Remaining under treatment.		Patients operated on.
		Principal.	Secondary.	Total.		Cured.	Relieved.	Discharged otherwise.	Died.			
<b>THORAXIC CAVITY—</b>												
Aspiration of Ampyema .. .. .	..	..	1	1	..	..	..	..	..	..	..	..
Incision and Drainage for Empyema .. ..	..	3	..	3	3	2	1	..	..	..	..	..
Excision of ribs .. .. .	..	2	1	3	2	1	1	..	..	..	..	..
Incision and drainage for stab wound— Hepatic region .. .. .	..	1	..	1	1	..	..	..	1	..	..	..
<b>ABDOMEN—</b>												
Incision of abscess—abdominal wall .. ..	..	2	..	2	2	1	1	..	..	..	..	..
Paracentesis of Abdominal Cavity .. ..	..	1	..	1	1	..	..	..	1	..	..	..
<b>LAPAROTOMY—</b>												
For Malignant Disease .. .. .	..	2	..	2	2	..	..	..	2	..	..	..
" T. B. Intestine .. .. .	..	6	..	6	6	1	4	..	1	..	..	..
" Perforative Peritonitis .. .. .	2	6	1	7	6	1	2	..	5	..	..	..
" Removal of Adhesive band .. .. .	..	2	..	2	2	1	..	..	1	..	..	..
" Volvulus .. .. .	..	2	..	2	2	..	..	..	2	..	..	..
" For Stab wound .. .. .	..	4	..	4	4	2	..	..	2	..	..	..
" Drainage of Abdominal Cavity .. .. .	..	2	..	2	2	..	..	..	2	..	..	..
<b>STOMACH AND INTESTINE—</b>												
Gastrostomy .. .. .	..	4	1	5	4	1	2	..	1	..	..	..
" for Cancer .. .. .	..	1	..	1	1	..	..	..	1	..	..	..
<b>Gastro-enterostomy—</b>												
For Gastric Ulcer .. .. .	..	6	1	7	6	2	3	..	1	..	..	..
For Cancer .. .. .	..	3	..	3	3	..	2	..	1	..	..	..
For Duodenal Ulcer .. .. .	..	4	..	4	4	2	1	..	1	..	..	..
Jejunostomy .. .. .	..	1	1	2	1	..	1	..	..	..	..	..
Colectomy .. .. .	..	2	..	2	2	1	1	..	..	..	..	..
Intestinal Anastomosis—Lateral .. .. .	..	10	1	11	10	2	4	..	4	..	..	..
" Anastomosis—end to end .. .. .	..	1	1	2	1	1	..	..	..	..	..	..
" Anastomosis—end to lateral .. .. .	..	1	..	1	1	..	1	..	..	..	..	..
Appendicectomy—for acute Appendicitis .. ..	..	11	..	11	11	8	..	..	2	1	..	..
" for sub acute .. .. .	1	44	9	53	44	38	5	..	2	..	..	..
Appendicular abscess—Incision and Drainage .. .. .	..	8	..	8	8	4	..	..	2	2	..	..
Perforated Appendicitis with Peritonitis .. ..	..	2	..	2	2	1	..	..	1	..	..	..

APPENDIX 6—*contd.*

*Classification of Operations performed in the Surgical Department during the year 1929—contd.*

Nature of Operation,	IN-DOOR.										Out-Door. Patients operated on.
	Remained as per Last Report.	NUMBER OF OPERATIONS.			Number of Patients operated on.	RESULTS.				Remaining under treatment.	
		Principal.	Secondary.	Total.		Cured.	Relieved.	Discharged otherwise.	Died.		
<b>EXTERNAL HERNIA—</b>											
For strangulated—Inguinal .. ..	..	17	..	17	17	11	1	..	5	..	..
„ Radical Cure—Inguinal .. ..	11	101	3	104	101	102	4	2	..	4	..
„ „ „ —Ventral .. ..	1	2	1	3	2	3	..	..	..	..	..
„ „ „ —Umbilical .. ..	..	1	..	1	1	..	..	..	1	..	..
Sigmoidoscopy .. ..	..	3	..	3	3	2	1	..	..	..	..
<b>LIVER AND BILIARY APPARATUS—</b>											
For Fistula in ano. .. ..	2	27	1	28	27	23	4	1	..	1	..
„ Fissure in ano. .. ..	..	2	..	2	2	1	1	..	..	..	6
Hæmorrhoids—Ligature and Excision ..	2	39	1	40	39	34	4	..	1	2	1
„ —Injection of Carbolic .. ..	..	4	1	5	4	1	3	..	..	..	45
Polypus—Excision .. ..	..	1	..	1	1	1	..	..	..	..	..
Prolapse .. ..	..	4	..	4	4	2	2	..	..	..	..
Excision of Rectum—Complete .. ..	..	1	..	1	1	..	..	..	1	..	..
Ischio—Rectal Abscess—Incision and Drainage .. ..	..	10	1	11	10	2	2	..	..	6	2
Liver abscess—Aspiration .. ..	1	4	..	4	4	3	2	..	..	..	..
„ „ —Incision and Drainage .. ..	..	4	..	4	4	3	1	..	..	..	..
Cholecystotomy .. ..	..	1	..	1	1	1	..	..	..	..	..
Cholecystostomy .. ..	..	2	..	2	2	..	1	..	1	..	..
<b>SPLEEN—</b>											
Splenectomy for Rupture .. ..	..	1	..	1	1	..	1	..	..	..	..
„ „ Growth .. ..	..	1	..	1	1	..	1	..	..	..	..
Splenomegaly .. ..	..	1	..	1	1	1	..	..	..	..	..
<b>KIDNEY &amp; UTERUS—</b>											
Nephropæxy .. ..	..	1	..	1	1	1	..	..	..	..	..
Nephrolithotomy .. ..	..	3	..	3	3	3	..	..	..	..	..
Nephrectomy .. ..	..	2	..	2	2	..	..	..	2	..	..
<b>BLADDER—</b>											
Cystotomy—Supra-pubic .. ..	1	9	1	10	9	3	4	..	2	1	..
Lithotomy— .. ..	2	14	..	14	14	13	2	..	1	..	..
Lithotripsy .. ..	..	1	..	1	1	1	..	..	..	..	..
Litholapexy .. ..	..	1	..	1	1	1	..	..	..	..	..
Cystoscopy .. ..	..	2	..	2	2	1	..	1	..	..	..
Removal of Prostrate—Supra-pubic ..	1	3	3	6	3	2	2	..	..	..	..



## APPENDIX 6—contd.

Classification of Operations performed in the Surgical Department during the year 1929—contd.

Nature of Operation.	IN-DOOR.										OUT-DOOR. Patients operated on.
	Remained as per Last Report.	NUMBER OF OPERATIONS.			Number of Patients operated on.	RESULTS.				Remaining under treatment.	
		Principal	Secondary	Total.		Cured.	Relieved.	Discharged otherwise.	Died.		
<b>BLADDER—contd.</b>											
Plastic Operation .. .. .	..	1	..	1	1	..	..	..	..	1	..
Dilatation of Stricture Gradual .. .. .	..	..	1	1	..	..	..	..	..	..	..
"    "    Rapid .. .. .	..	1	..	1	1	..	1	..	..	..	..
Uretrotomy—Internal .. .. .	..	3	1	4	3	2	..	..	1	..	..
"    —External .. .. .	1	3	..	3	3	1	2	..	1	..	..
Operation for Urethral fistula .. .. .	..	1	..	1	1	..	1	..	..	..	..
Removal of Foreign body from Urethra	1	..	..	..	..	..	1	..	..	..	..
Extravasation of Urine .. .. .	..	3	..	3	3	..	2	..	1	..	..
<b>MALE GENERATIVE ORGANS—</b>											
Circumcision .. .. .	..	5	..	5	5	5	..	..	..	..	102
Paraphimosis—Dorsal Incision .. .. .	..	..	..	..	..	..	..	..	..	..	22
Amputation of Penis—Partial .. .. .	..	4	..	4	4	1	2	..	1	..	..
"    "    —Complete .. .. .	1	2	..	2	2	2	..	..	1	..	..
Plastic Operation for Hypospadias .. .. .	..	1	..	1	1	..	..	1	..	..	..
Orchidectomy—Tuberculosis .. .. .	..	1	1	2	1	..	..	1	..	..	..
"    —New Growth .. .. .	..	3	..	3	3	2	1	..	..	..	..
"    —Imperfectly descended Testis .. .. .	..	1	..	1	1	1	..	..	..	..	..
Hydrocele—Eversion of Sac. .. .. .	6	87	3	90	87	86	2	..	1	4	..
Partial Excision Sac. .. .. .	..	59	2	61	59	51	6	..	..	2	..
Hæmatocele—Incision with eversion or excision of sac. .. .. .	..	2	..	2	2	2	..	..	..	..	..
Pyocele—Incision and Drainage .. .. .	..	16	..	16	16	7	7	..	..	2	..
Vericocele .. .. .	..	1	..	1	1	1	..	..	..	..	..
For Elephantiasis Scrotum .. .. .	..	1	..	1	1	1	..	..	..	..	..
Aspiration Tunica Vaginalis .. .. .	..	..	..	..	..	..	..	..	..	..	61
<b>Total .. .. .</b>	<b>58</b>	<b>1,083</b>	<b>95</b>	<b>1,178</b>	<b>1,083</b>	<b>708</b>	<b>260</b>	<b>18</b>	<b>109</b>	<b>46</b>	<b>925</b>

## APPENDIX 7.

*Classification of Operations performed in the Gynaecological Department during the year 1929.*

Nature of Operation.	Remained as per Last Report.	IN-DOOR.								Out-Door. Patients operated on.	
		NUMBER OF OPERATIONS.			Number of Patients operated on.	RESULTS.					Remaining under treatment.
		Principal.	Secondary.	Total.		Cured.	Relieved.	Discharged otherwise.	Died.		
<b>OPERATIONS ON FEMALE GENERATIVE ORGANS—</b>											
Exploratory Laparotomy for T. B. .. .. .	..	5	..	5	5	1	2	2	..	..	..
Exploratory Laparotomy and Drainage of Pelvic Abscess .. .. .	..	1	..	1	1	1	..	..	..	..	..
Ovariectomy—Single .. .. .	..	8	1	9	8	6	1	..	..	1	..
"    —Double .. .. .	..	1	..	1	1	..	1	..	..	..	..
Oophorectomy .. .. .	2	1	1	2	1	3	..	..	..	..	..
Resection of Ovary .. .. .	..	4	13	17	4	4	..	..	..	..	..
Salpingectomy .. .. .	1	8	9	17	8	7	2	..	..	..	..
Salpingostomy .. .. .	..	..	2	2	..	..	..	..	..	..	..
Salpingo—Oophorectomy .. .. .	5	43	15	58	43	43	4	1	..	..	..
Incision and Drainage of Pyosalpinx.. .. .	..	..	2	2	..	..	..	..	..	..	..
Removal of Broad Ligament Cyst. .. .. .	..	3	1	4	3	2	1	..	..	..	..
Myomectomy .. .. .	..	2	3	5	2	2	..	..	..	..	..
Subtotal Hysterectomy .. .. .	1	21	2	23	21	18	3	..	1	..	..
Total Hysterectomy .. .. .	3	11	..	11	11	12	1	..	1	..	..
<b>VENTRISUSPENSION UTERI—</b>											
(1) Gillian's .. .. .	..	1	..	1	1	1	..	..	..	..	..
(2) Modified Gillians .. .. .	5	50	17	67	50	46	8	..	..	1	..
Ventrixfixation Uteri .. .. .	..	1	9	10	1	1	..	..	..	..	..
Removal of Polypus .. .. .	..	4	..	4	4	3	..	1	..	..	..
Amputation Cervix .. .. .	..	4	1	5	4	3	1	..	..	..	..
Trachelorrhaphy .. .. .	..	2	1	3	2	1	1	..	..	..	..
Dilatation and Curettage .. .. .	2	63	3	66	63	26	38	..	1	..	..
Cauterisation of Cervix .. .. .	..	2	..	2	2	2	..	..	..	..	..
<b>PLASTIC OPERATIONS ON VAGINA—</b>											
Colporrhaphy .. .. .	..	2	1	3	2	1	1	..	..	..	..
Colpo—perineorrhaphy .. .. .	4	5	3	8	5	8	..	1	..	..	..
Perineorrhaphy .. .. .	..	4	16	20	4	3	1	..	..	..	..
Removal of Vaginal Cyst. .. .. .	..	2	..	2	2	1	..	..	..	1	..
Repair of Vesico—Vaginal Fistula .. .. .	..	2	1	3	2	..	1	1	..	..	..
Incision and Drainage of Bartholinian Abscess .. .. .	..	1	..	1	1	..	..	1	..	..	..
Enucleation of Bartholinian Cyst .. .. .	..	1	1	2	1	..	..	..	..	1	..
Scraping of Bartholinian Sinus .. .. .	..	1	1	2	1	1	..	..	..	..	..
Excision of Vulval growth .. .. .	..	1	..	1	1	1	..	..	..	..	..
Colpotomy .. .. .	..	2	..	2	2	2	..	..	..	..	..
<b>Total .. .. .</b>	<b>23</b>	<b>256</b>	<b>103</b>	<b>359</b>	<b>256</b>	<b>199</b>	<b>66</b>	<b>7</b>	<b>3</b>	<b>4</b>	<b>..</b>

## APPENDIX 8.

Classification of Operations performed in the Ophthalmic Department during the year 1929.

Nature of Operation.	IN-DOOR.										OUT-DOOR.
	Remained as per Last Report.	NUMBER OF OPERATIONS.			Number of patients operated on.	RESULTS.				Remaining under treatment.	Patients operated on.
		Principal.	Secondary.	Total.		Cured.	Relieved.	Discharged otherwise.	Died.		
<b>FOR CATARACT—</b>											
Extracapsular Extraction without Iridectomy .. .. .	..	22	5	27	22	13	9	..	..	..	..
Extracapsular Extraction with Iridectomy .. .. .	16	239	82	321	239	102	140	5	1	7	..
Intracapsular Extraction without Iridectomy .. .. .	..	13	5	18	13	4	7	..	..	2	..
Intracapsular Extraction with Iridectomy .. .. .	..	1	..	1	1	..	..	1	..	..	..
Discission—Opaque Capsule .. .. .	1	10	70	80	10	2	9	....	..	..	..
Zonular Cataract .. .. .	..	2	1	3	2	2	..	..	..	..	..
<b>Iridectomy—</b>											
Preliminary to Cataract Extraction.. .. .	..	20	7	27	20	16	3	..	..	1	..
Optical .. .. .	4	42	5	47	42	14	32	..	..	..	..
Curative .. .. .	..	1	..	1	1	1	..	..	..	..	..
Glaucoma .. .. .	..	21	..	21	21	4	16	..	..	1	..
Prolapsed Iris .. .. .	..	3	10	13	3	2	1	..	..	..	..
Iridotomy .. .. .	..	1	1	2	1	..	1	..	..	..	..
<b>FOR GLAUCOMA—</b>											
Sclerotomy—Anterior .. .. .	..	2	..	2	2	2	..	..	..	..	..
"    —with Iridectomy .. .. .	..	2	2	4	2	..	2	..	..	..	..
Sclero—corneal Trephining .. .. .	1	9	..	9	9	2	8	..	..	..	..
Enucleation .. .. .	..	9	2	11	9	5	4	..	..	..	..
Evisceration .. .. .	..	7	2	9	7	2	5	..	..	..	..
<b>CONJUNCTIVA—</b>											
Subconjunctival Injection .. .. .	..	..	..	..	..	..	..	..	..	..	46
Expression of Trachea Follicles .. .. .	..	..	..	..	..	..	..	..	..	..	24
Removal of Conjunctival growth .. .. .	2	..	..	..	..	..	2	..	..	..	..
Pterygium .. .. .	..	..	..	..	..	..	..	..	..	..	18
Peritomy .. .. .	..	2	1	3	2	..	2	..	..	..	4
Symblepharon .. .. .	..	1	..	1	1	..	1	..	..	..	..
<b>CORNEA—</b>											
Galvano Cauterisation .. .. .	..	..	..	..	..	..	..	..	..	..	29
Abscission .. .. .	..	..	..	..	..	..	..	..	..	..	1
Paracentasis .. .. .	..	1	..	1	1	..	1	..	..	..	..
Saemisch's section .. .. .	..	1	1	2	1	..	1	..	..	..	..
Foreign Bodies .. .. .	1	..	..	..	..	..	1	..	..	..	84

## APPENDIX 8—contd.

Classification of Operations performed in the Ophthalmic Department during the year 1929—contd.

Nature of Operation.	IN-DOOR.										Out-Door. Patients operated on.	
	Remained as per Last Report.	NUMBER OF OPERATIONS.			Number of patients operated on.	RESULTS.				Remaining under treatment.		
		Principal.	Secondary.	Total.		Cured.	Relieved.	Discharged otherwise.	Died.			
<b>EYELIDS—</b>												
Tumours .. .. .		1	..	1	1	1	..	..	..	..	..	6
Entropion .. .. .		7	3	10	7	4	3	..	..	..	..	31
Ectropion .. .. .		..	1	1	..	..	..	..	..	..	..	..
Ptosis .. .. .		..	..	..	..	..	..	..	..	..	..	1
Abscess .. .. .		..	..	..	..	..	..	..	..	..	..	7
Hordeolum .. .. .		..	..	..	..	..	..	..	..	..	..	9
Chalazion .. .. .		..	..	..	..	..	..	..	..	..	..	45
Epilation .. .. .		..	..	..	..	..	..	..	..	..	..	11
<b>LACRYMAL APPARATUS—</b>												
Abscess .. .. .		..	..	..	..	..	..	..	..	..	..	7
Excision of sac .. .. .	2	36	8	44	36	14	21	..	..	3	..	3
Total .. .. .	27	453	206	659	453	190	269	6	1	14	..	326

## APPENDIX 9.

Classification of Operations performed in the Ear, Nose and Throat Department during the year 1929.

Nature of Operation.	IN-DOOR.										Out-Door. Patients operated on.	
	Remained as per Last Report.	NUMBER OF OPERATIONS.			Number of Patients operated on.	RESULTS.				Remaining under treatment.		
		Principal.	Secondary.	Total.		Cured.	Relieved.	Discharged otherwise.	Died.			
<b>OPERATION ON EXTERNAL NOSE AND NASAL CAVITIES—</b>												
Fracture of Nasal bone .. .. .	..	..	..	..	..	..	..	..	..	..	..	1
Foreign Bodies removed .. .. .	..	..	..	..	..	..	..	..	..	..	..	7
Furuncle Nasal Vastable .. .. .	..	..	..	..	..	..	..	..	..	..	..	1
Cautery inferior Turbinate bone..	..	..	..	..	..	..	..	..	..	..	..	162
Middle Turbinectomy .. .. .	..	..	..	..	..	..	..	..	..	..	..	7
Submucous Resection of Nasal Septum	..	..	..	..	..	..	..	..	..	..	..	47
Nasal Polypi .. .. .	..	..	..	..	..	..	..	..	..	..	..	33
Blood Graft for Atrophic Rhinitis	..	..	..	..	..	..	..	..	..	..	..	34
<b>OPERATIONS ON ACCESSORY SINUSES—</b>												
Intra-nasal Operation on Maxillary antrum .. .. .	..	..	..	..	..	..	..	..	..	..	..	299
Radical Operations on Maxillary Antrum	..	..	..	..	..	..	..	..	..	..	..	18
Frontal Sinus (Intra-Nasal) .. .. .	..	..	..	..	..	..	..	..	..	..	..	26
Ethmoid Cells Scraping .. .. .	..	..	..	..	..	..	..	..	..	..	..	10
<b>OPERATIONS ON THE MOUTH, FAUCES, PHARYNX &amp; NASO-PHARYNX.—</b>												
Rhinoplasty .. .. .	1	1	..	1	1	2	..	..	..	..	..	..
For Hare-lip .. .. .	..	6	..	6	6	6	..	..	..	..	..	..
Tonsils or Adenoids or both Removed	..	413	1	414	413	396	17	..	..	..	..	..
Tonsils dissected out .. .. .	..	2	..	2	2	2	..	..	..	..	..	..
Peritonsillar Abscess—Opened .. .. .	..	..	..	..	..	..	..	..	..	..	..	19
Cautery Pharynx .. .. .	..	..	..	..	..	..	..	..	..	..	..	20
Uvulectomy .. .. .	..	..	..	..	..	..	..	..	..	..	..	10
Extraction of teeth .. .. .	..	..	..	..	..	..	..	..	..	..	..	298
<b>DIRECT EXAMINATION AND OPERATIONS UPON THE LARYNX TRACHEA AND BRONCHI—</b>												
Dilatation of Laryngeal Stenosis (Sitting's) .. .. .	..	3	1	4	3	..	1	..	2	..	..	..
Tracheotomy .. .. .	..	8	..	8	8	2	3	..	3	..	..	..
Bronchoscopy (For Examination)	..	..	..	..	..	..	..	..	..	..	..	1
"    (Foreign body removed) .. .. .	..	1	..	1	1	1	..	..	..	..	..	2
Direct Laryngoscopy and Tracheoscopy	..	..	..	..	..	..	..	..	..	..	..	3
Incision for Oedema and abscess of epiglottis .. .. .	..	2	..	2	2	..	2	..	..	..	..	6
Diathermy—Larynx .. .. .	..	1	..	1	1	1	..	..	..	..	..	..

## APPENDIX 9—contd.

Classification of Operations performed in the Ear, Nose and Throat Department during the year 1929  
—contd.

Nature of Operation.	In-Door.									Out-Door.		
	Remained as per Last Report.	NUMBER OF OPERATIONS.			Number of Patients operated on.	RESULTS.					Remaining under treatment.	Patients operated on.
		Principal.	Secondary.	Total.		Cured.	Relieved.	Discharged otherwise.	Died.			
<b>OPERATIONS ON THE EAR—</b>												
Foreign bodies removed .. .. .	..	1	1	2	1	..	1	..	..	..	..	
Paracentasis (Myringotomy) .. .. .	..	..	..	..	..	..	..	..	..	..	6	
Granulations Cured and Aural Polypi removed .. .. .	..	4	..	4	4	2	..	1	1	..	13	
Classical Mastoid Operation (Swartz) .. .. .	..	22	1	23	22	17	2	..	2	1	..	
Furuncle—Ear Incision .. .. .	..	..	..	..	..	..	..	..	..	..	18	
Radical Mastoid Operation (Stake's) .. .. .	..	6	..	6	6	5	..	..	1	..	..	
Ionisation for Suppuration otitis media .. .. .	..	3	..	3	3	1	2	..	..	..	64	
<b>OPERATIONS ON OESOPHAGUS—</b>												
Oesophagoscopy for Exam. .. .. .	..	1	..	1	1	1	..	..	..	..	16	
.. for Foreign body removal .. .. .	..	..	..	..	..	..	..	..	..	..	3	
<b>Total ..</b>	<b>1</b>	<b>474</b>	<b>4</b>	<b>478</b>	<b>474</b>	<b>436</b>	<b>28</b>	<b>1</b>	<b>9</b>	<b>1</b>	<b>1,124</b>	

## APPENDIX 10.

*(X-Ray and Electro-Therapy Report.)*

2,858 Skiagrams (including 87 from the Maratha Hospital) were taken during the year 1929. 1,284 of these were for In-patients (837 men, 286 women and 102 children); 1,574 were for Out-patients (1,060 men, 358 women and 156 children) including Casualty cases.

Skiagrams were taken for various clinical conditions as under:—

	Male.	Female.	Male Child.	Female Child.	Total.
Fractures .. .. .	1,057	347	112	90	1,606
Chest (including 56 male and 31 female from the Maratha Hospital) .. .. .	291	126	5	5	428
Barium Meal* .. .. .	83	43	1	2	129
„ Enema* .. .. .	13	16	..	1	30
Œsophagus with Cyto-Barium .. .. .	12	8	..	..	20
Cholescystography .. .. .	10	8	..	..	18
Stone in the kidney Ureter and Bladder .. .. .	86	21	14	2	123
Pyelography .. .. .	13	9	..	..	22
Dental .. .. .	32	13	2	..	47
Foreign Body* (Stereoscopic) .. .. .	24	5	7	3	39
Injection of Iodipine in Trachea and Bronchus* .. .. .	3	2	..	..	5
Lipiodal in Fallopian Tubes .. .. .	..	5	..	..	5
Iodipin in Spinal canal by Cistern Puncture.. .. .	1	2	..	..	3
	1,625	605	142	103	2,475

\* Indicates cases where Screening and X-Ray plates were both resorted to.

Screening was done on 387 patients (77 in-door and 310 out-door) as under:—

Particulars.	IN-DOOR.		OUT-DOOR.	
	Male.	Female.	Male.	Female.
Chest .. .. .	19	19	225	76
Barium Meal .. .. .	24	7	2	..
Œsophagus with Cyto-Barium .. .. .	4	4	6	1
	47	30	233	77

APPENDIX 10—*contd.*

X-Ray Treatment was carried out during the same period as under :—

	Male.	Female.	Total.
T. B. Glands .. .. .	....	2	2
Keloid .. .. .	1	....	1
Splenomegaly .. .. .	1	1	2
Goitre .. .. .	....	1	1
Malignancy .. .. .	2	2	4
Hyperidrosis .. .. .	2	1	3
Total ..	6	7	13

Diathermy was used in 47 cases of Gonorrhoeal complications along with other lines of treatment. Ultra-violet treatment was given in 143 cases and Electrolysis in one case.



APPENDIX 11.

(Report of the Skin and Venereal Department for the year 1929.)

The total number of patients that attended the out-patient department for the year 1929 was 4,026. Out of these 1,055 ceased treatment before a diagnosis could be made, that is from the very first day of their attendance. The total number of in-patients was 220. The following classification and figures give a brief resume of the various complaints the patients were treated for in this Department.

Syphilis Primary.	Syphilis Secondary.	Syphilis Tertiary.	Syphilis Congenital.	Total No. of cases of Syphilis.	Acute Gonorrhoea.	Chronic Gonorrhoea with complications, arthritis and Eosichidermatitis.	Total No. of Gonorrhoea cases.	Syphilis and Gonorrhoea combined.	Chancroids and Phagedans.	Total of Syphilis and Gon. com. and chancroids.	Total number of all Venereal Cases.	Leprosy.	Skin Diseases.	Total of Leprosy and Skin Diseases.	Grand total of Venereal and Skin Diseases.	No. of males suffering from venereal diseases.	No. of females suffering from venereal diseases.
88	745	43	5	881	156	436	592	OUT-DOOR PATIENTS.			1,612	60	1,079	1,139	2,751	1,482	130
18	62	11	3	94	5	45	50	IN-DOOR PATIENTS.			150	..	70	70	220	124	26

Patients suffering from the systemic manifestations of Syphilis admitted in the other departments of the Hospital are not included in this summary which refers to the work of the Skin and Venereal Department only.

## APPENDIX 12.

*Clinical Laboratory Report.*

3,879 Laboratory Investigations were carried out during the year 1929 in the Central Clinical Laboratory (as apart from Ward Laboratories) of the material sent from the Hospital, as under:—

Blood Counts .. .. .	92
Blood cultures .. .. .	56
Widal Reactions .. .. .	147
Wassermann Tests .. .. .	130
Kahn Tests .. .. .	2,307
Stool Examination .. .. .	181
Stool Culture .. .. .	157
Urine Examination .. .. .	112
Urine Culture .. .. .	80
Spinal Fluid Examination .. .. .	160
Spinal Fluid Culture .. .. .	16
Pleural Fluid .. .. .	31
Ascetic Fluid .. .. .	16
Smears .. .. .	25
Sputum Examination .. .. .	7
" Culture .. .. .	1
Auto-Vaccine .. .. .	71
Gastric Contents .. .. .	225
Pus Culture .. .. .	20
Throat Swabs .. .. .	36
Van den Bergh .. .. .	9
Total .. .. .	3,879

Biochemical Investigations were carried out in the Chemical Pathology Department of the College during the year 1929, as under:—

I. Blood.		
Non-protein Nitrogen .. .. .	22	
Urea .. .. .	89	
Uric Acid .. .. .	1	
Creatinine .. .. .	1	
Glucose .. .. .	22	
Chlorides .. .. .	18	
Cholesterol .. .. .	11	
Calcium .. .. .	26	
II. Cerebro-spinal Fluid.		
Total Proteins .. .. .	2	
Non-protein Nitrogen .. .. .	1	
Urea .. .. .	1	
Glucose .. .. .	8	
Chlorides .. .. .	1	
III. Urine		
Urea .. .. .	4	
Sugar .. .. .	10	
IV. Blood Sugar Curve .. .. .		27
Urine Sugar Curve .. .. .	11	
Blood Urea Curve .. .. .	1	
Urea Concentration Test .. .. .	48	
V. Van den Bergh Qualitative .. .. .		24
" Quantitative .. .. .	2	
Coagulation Time of Blood .. .. .	14	
Fragility of Red Blood Cells .. .. .	1	
Matching of Blood for transfusion .. .. .	4	
Volume Index of blood cells .. .. .	16	
VI. Milk Analysis .. .. .		25
Total .. .. .	390	

APPENDIX 12—*contd.*

260 Autopsies were performed during the year 1929, of whom 8 were on outside bodies. In a large majority of cases the Autopsies were performed on claimed bodies with the consent of the relatives. In the case of every post-mortem, a record of findings in each organ is kept.

The following is the number of blocks prepared, cut, and sections stained out of Post-mortem organs and tumours received from Surgeons from 1st January 1929 to 31st December 1929 :—

Blocks of Post-mortem organs.	Blocks of tissues received from Surgical side, K. E. M. Hospital.	Blocks of tissues received from out side.	Total.
1,432	308	88	1,778

APPENDIX 13.

Poor Box Charity Fund—Statement of Accounts for the year 1929-30.

RECEIPTS.		PAYMENTS.	
Particulars.	Amount.	Particulars.	Amount.
	Rs. a. p.		Rs. a. p.
Balance in hand .. .. .	159 3 7	Appliances such as Crutches, Hernia belts, Spectacles, Artificial eyes, Artificial limbs, &c. supplied to poor patients .. .. .	1,017 10 0
Balance with the Central Bank of India in current account .. .. .	1,080 13 7	Blood transfusion charges .. .. .	200 0 0
Out-patient Casualty Department .. .. .	2,811 8 1	Radium treatment charges .. .. .	50 0 0
"    Medical .. .. .	324 13 7	Travelling expenses paid to poor patients .. .. .	106 3 8
"    Minor Surgery Department .. .. .	309 0 4	Expenses incurred in giving comforts to patients of the Hospital .. .. .	679 2 0
"    Surgical Dressings Department .. .. .	163 15 5½	Printing and Stationery .. .. .	61 2 0
"    Skin Department .. .. .	747 8 0	Printing of Hospital Pharmacopœia .. .. .	442 2 0
"    X-Ray Department .. .. .	149 0 9	Sundries .. .. .	176 9 4½
"    Electro-Therapy Department .. .. .	13 10 6	Purchase of Securities of the face value of Rs. 20,000 .. .. .	16,337 5 8
"    Aural Department .. .. .	730 4 1½	Balance with the Central Bank of India in current deposit account .. .. .	2,073 1 2
"    Dental Department .. .. .	101 6 10	Cash in hand .. .. .	142 12 ½
"    Gynaecological Department .. .. .	24 14 9		
Ward No. I .. .. .	337 5 3½		
"    II .. .. .	90 11 11½		
"    III .. .. .	215 9 9		
"    IV .. .. .	142 11 4		
"    V .. .. .	532 8 6		
"    VI .. .. .	198 10 3		
"    VII .. .. .	726 2 9½		
"    VIII .. .. .	766 13 3		
"    IX, X, XI.. .. .	1,237 10 6		
"    XII, XIII.. .. .	472 8 3		
"    XIV, XV.. .. .	397 8 ½		
"    XVI .. .. .	160 5 0		
"    XVII .. .. .	95 12 0		
Jan Mahomed Theatre .. .. .	1 12 0		
Other collections, etc. .. .. .	4,461 7 9		
Collection on account of issue of Medical Certificates .. .. .	1,225 0 0		
Interest .. .. .	1,420 8 9		
Proceeds from the sale of Hospital Pharmacopœia .. .. .	957 4 0		
Amount held in suspense account .. .. .	1,229 6 9		
<b>Total .. .. .</b>	<b>21,285 15 9</b>	<b>Total .. .. .</b>	<b>21,285 15 9</b>

# EDUCATIONAL.

## THE SCHOOLS COMMITTEE OF THE BOMBAY MUNICIPALITY

ADMINISTRATIVE REPORT OF THE YEAR 1929-1930.

(Approved and adopted by the Schools Committee under their Resolution No. 423 of 24th September 1930.)

### I—THE COMMITTEE.

1. The Committee, as constituted at the beginning of the official year 1929-1930, was composed of the following Members :—  
The Committee's personnel.

1. Dr. Moreshwar Chintaman Javle, J.P.
2. Mr. Fazal I. Rahimtulla, B.A., J.P.
3. Dewan Bahadur A. K. Pai, B.A., J.P.
- \*4. Mrs. Shuffi C. Tyebji, J.P.
5. Mr. Kanji Karamsi Master.
6. Mr. Jehangir B. Bomon-Behram, B.A., LL.B., J.P.
7. Mr. D. G. Dalvi, M.A., LL.B.
- \*8. Mrs. Hansa Mehta, B.A., J.P.
- \*9. Dr. Mrs. Malini B. Sukthankar, M.B.B.S., J.P.
10. Mr. S. K. Pupala.
11. Dr. J. V. Vora, L.M. & S.
12. Mr. D. G. Khairaz.
13. Prof. V. G. Rao, B.A., LL.B. (Cantab.), Bar.-at-Law, O.A., J.P.
14. Mr. A. R. Dimtikar, J. P.
15. Mr. Nanabhai Luxumon.
- \*16. Mr. A. B. Vaidya, B.A., LL.B., Solicitor.

*Mr. R. V. Parulekar, M.A., M.Ed., Secretary.*

2. The term of office as Chairman of Mr. Jehangir B. Bomon-Behram, having come to an end with the calendar year 1929, the Committee, at their Meeting held on the 7th January 1930, elected Dr. J. V. Vora, L.M. & S., to be their Chairman for the calendar year 1930.

3. The following four Members retired under Section 39 (3) of the Municipal Act, at the end of the calendar year 1929 :—  
The Members.

- \*1. Mrs. Shuffi C. Tyebji, J.P.
2. Mr. D. G. Dalvi, M.A., LL.B.
3. Mr. Fazal I. Rahimtulla, B.A., J.P.
4. Mr. Kanji Karamsi Master.

The Corporation re-elected Mrs. Shuffi C. Tyebji and elected the following three new Members in place of the other Members :—

1. Mr. M. M. Killedar.
2. Mr. M. N. Talpade, B.A., LL.B.
3. Mr. V. C. Setalvad, B.A., LL.B.

The Corporation also elected Mr. Ishwarbhai S. Patel on the Committee in March 1930 in the vacancy caused by the death of Dewan Bahadur A. K. Pai.

4. The Committee regret to place on record the sad demise of Dewan Bahadur A. K. Pai, which took place on 18th February 1930. He was an active Member of the Schools Committee, was its Chairman for the year 1927, and had rendered very valuable services to the Committee for a period of about 8 years. He took keen interest in the progress of the Boy Scout

The late Dewan Bahadur A. K. Pai and Mr. Mirza Ali Mohamed Khan.

Movement of which he was the District Commissioner for about 5 years. In addition to this, he helped the Committee in formulating schemes for the starting of a Safety First Association, First Aid & Home Nursing Classes for teachers and a Credit Co-operative Society for the employees of the Schools Committee. In him, the Committee lost an enthusiastic and an experienced Member.

The Committee also feels sorry to record the death (which took place on 20th February 1930) of Mr. Mirza Ali Mohmed Khan, M.A., LL.B., a distinguished Member of the Corporation who was also a member of the Schools Committee for the years 1917 to 1923. He rendered useful services in the field of Primary Education especially in the direction of popularising Primary Education among the Muslims and revising the Curriculum for Urdu Schools. He was for some time, the Vice-Chancellor of the Bombay University and his public services are too well-known to need a mention here.

5. The total number of the Committee's Meetings held during the official year was 46, Attendance of Mem- as against 39 of the last year; of these, 12 were ordinary Monthly Meetings, 26 Adjourned Meetings, and 8 Special ones.

The total number of items disposed of at these Meetings was about 755 as against 690 of the previous year and the total number of Resolutions passed was 932 as against 973 of the previous year.

The following statement shows the attendance of the Members at the Committee's Meetings :—

Names of Members.	Total No. of Meetings attended.	REMARKS.
1. Mr. J. B. Bomon-Behram .. ..	45	Chairman upto. 31-12-1929.
2. Dr. M. C. Javle .. ..	42	
3. Mr. Fazal I. Rahimtulla .. ..	8	Retired with effect from 1-1-1930.
*4. Mrs. Shuffi C. Tyebji .. ..	43	Re-elected from 1-1-1930.
5. Mr. Kanji K. Master .. ..	25	Retired with effect from 1-1-1930.
6. Mr. D. G. Dalvi .. ..	28	Retired with effect from 1-1-1930.
*7. Mrs. Hansa Mehta .. ..	41	
*8. Dr. Mrs. Malini B. Sukthankar .. ..	35	
9. Mr. S. K. Pupala .. ..	45	
10. Dr. J. V. Vora .. ..	45	Elected Chairman from 7-1-1930.
11. Mr. D. G. Khairaz .. ..	29	
12. Dewan Bahadur A. K. Pai .. ..	29	Died on 18-2-1930.
13. Prof. V. G. Rao .. ..	45	
14. Mr. A. R. Dimtimkar .. ..	43	The first three Members were appointed from 1-4-1929, in place of Messrs. K. K. Parekh, R. A. Gole and R. K. Vaidya who ceased to be Councillors and Mr. A. B. Vaidya was appointed from 1-4-1929 in place of Prof. Rao who being nominated on the Corporation ceased to be a non-Councillor Member of the Schools Committee from 1-4-1929.
15. Mr. Nanabhai Luxumon .. ..	39	
*16. Mr. A. B. Vaidya .. ..	41	
17. Mr. M. M. Killedar .. ..	8	Appointed with effect from 1-1-1930, in the vacancies caused by the retirement of Messrs. Fazal I. Rahimtulla, D. G. Dalvi and K. K. Master.
18. Mr. M. N. Talpade .. ..	10	
19. Mr. V. C. Setalvad .. ..	11	
20. Mr. I. S. Patel .. ..	3	Appointed on 13-3-1930 in the vacancy caused by the death of Dewan Bahadur A. K. Pai.

\* Non-Councillor Members.

6. The following four permanent Sub-Committees appointed by the Schools Committee, for considering various matters coming before them, continued to function during the year under report:—

1. Finance and Establishment Sub-Committee.
2. New Schools Rent Control and Sanitation Sub-Committee.
3. School Instruction and Discipline Sub-Committee.
4. Grants-in-Aid and Miscellaneous matters Sub-Committee.

Besides these, there were also some special Sub-Committees appointed by the Committee to consider references of a special nature, and small Sub-Committees appointed by the above Sub-Committees themselves. The following were some of the important subjects which were considered by the various special Sub-Committees:—

1. The re-organisation of the School Medical Inspection Department.
2. The complaints received from some Urdu School teachers.
3. The selection of a suitable candidate for the post of Head Master of the R. C. Training Institute.
4. The rules governing the assessment of Grants-in-Aid to be paid to the Aided Primary Schools, in the City of Bombay.
5. The extension of the Girl Guide Movement in the Municipal Girls' Schools on a larger scale.
6. The introduction of the teaching of Handicrafts in the Municipal Girls' Schools.
7. The re-organisation and the re-location of the Municipal Free Reading Rooms and Libraries.
8. Re-arranging the Superintending staff and their establishment.
9. Scrutiny of the accounts of Aided Schools receiving a Grant of Rs. 3,000 and above and the system of assessing grants to them.
10. The changes required in the constitution of the Schools Committee.
11. The representation to be made to Government for introduction of Compulsory Primary Education in B and E Wards.
12. Curriculum.
13. The framing of rules for assigning teachers in proportion to the number on rolls and attendance of pupils in each school.

7. There was no important change in the Office staff, except that three new clerks were appointed to the three new posts sanctioned by the Corporation to cope with the increased volume of work.

The appointment of three new clerks from July 1929 reduced to a great extent the pressure of work which was felt by the office for a long time owing to an all round increase in the activities of the Schools Committee.

## II—Municipal and Aided Schools and Pupils.

8. The total number of Municipal schools decreased during the year under report from 341 (338 schools plus 3 Classes) to 326 (317 schools plus 9 Classes).  
 Municipal schools. Eight Marathi Boys', six Marathi Night, one Gujarati Boys' and Six Urdu Night Schools were either closed or amalgamated whereas 3 classes for Gujarati pupils and 3 for Mahomedan pupils were newly opened in localities where there were no schools of their vernaculars. The details of the schools closed or amalgamated are given below :—

Name of School.	No. of pupils on rolls and Attendance in the month in which the schools were closed.		REMARKS.
	No. on rolls.	Attendance.	
<i>Marathi Boys' Schools.</i>			
1. Dadar Stables Aug. 29 ..	24	12	} Closed for want of sufficient attendance.
2. DeLisle Road Lower Primary ..	41	26	
3. Mahim Bazar Road ..	49	36	
4. Ripon Road July 29 ..	28	28	
5. Shivdi Jan. 30 ..	69	47	} Amalgamated with Golanji Hill, Prabhadevi, Lalbaug and Naigaum Road Schools respectively.
6. Prabhadevi Road Nov. 29 ..	72	50	
7. Garamkhada Aug. 29 ..	63	56	
8. Naigaum No. 2. ..	88	75	
<i>Marathi Night Schools.</i>			
1. Byculla July 29 ..	33	14	} Closed owing to poor attendance.
2. Dadar ..	22	8	
3. David Mill ..	27	15	
4. Lower Parel ..	26	7	
5. Parel ..	27	13	
6. Parel Bhoiwada ..	38	10	
<i>Gujarati Boys' Schools.</i>			
1. Dana Bunder March 29 ..	27	17	Do.
<i>Urdu Night Schools.</i>			
1. Parel Night Aug. 29 ..	10	9	} Do.
2. Jakeria Bunder ..	24	15	
3. Duncan Road ..	26	18	
4. Falkland Road ..	18	14	
5. Karelwadi ..	16	13	
6. Khandia Street ..	28	18	

All the above schools were poorly attended and their closing or amalgamation was a necessary step in the interests of economy.

Three new Classes for Gujarati Boys' and three for Mahomedan boys were newly opened in localities where there was a need for them.



The details of these classes are given below :—

Name of Class.	No. of pupils in the class.		REMARKS.
	On 31st March 1930.		
	Rolls.	Attendance.	
<i>Gujarati Boys' Classes.</i>			
1. Ghodapdeo .. .. .	33	19	Attached to Ghodapdeo Marathi School.
2. New Nagpada .. .. .	24	20	Attached to New Nagpada Marathi School.
3. DeLisle Road (A school conducted by the Mayavat Rajputs taken over and turned into a Class).	60	36	Attached to DeLisle Road Marathi Boys' School.
<i>Urdu Pupils' Classes.</i>			
1. Antop Hill .. .. .	22	19	Attached to the Haji Ismail Haji Allana Matunga Marathi School.
2. Naigaum .. .. .	40	30	Kept under the supervision of Headmaster, Poibavdi Urdu School.
3. Bhawanishankar Road .. .. .	41	30	Kept under the supervision of DeLisle Road School No. 2.

The following table gives the detailed figures about the decrease and increase in the number of schools on the three sides :—

Class of Schools.	Total No. of schools on 31-3-29.	Total No. of schools on 31-3-30.	Increase or decrease.	
			Increase.	Decrease.
Marathi A. V. .. .. .	3	3	.....	.....
" Boys' .. .. .	100	92	.....	8
" Girls' .. .. .	52	52	.....	.....
" Night .. .. .	11	5	.....	6
Gujarati A. V. .. .. .	2	2	.....	.....
" Boys' .. .. .	42	41+	3 Classes.	1
" Girls' .. .. .	27+	27+	.....	.....
" 1 Eng. Ver. Sch. .. .. .	1	1	.....	.....
Urdu Boys' .. .. .	55+	55+	3 Classes.	.....
" 1 Class. .. .. .	1	4	.....	.....
" Girls' .. .. .	32	32	.....	.....
" Night .. .. .	8	2	.....	6
Tamil Boys' .. .. .	4	4	.....	.....
" Night .. .. .	1	1	.....	.....
Total • ..	338+	317+	6 Classes.	21
	3 Classes.	9 Classes.		

9. The year under report witnessed an increase in the number of pupils which rose from Pupils in Municipal Schools 49,659 to 51,710, i.e., by about 2,051. It is gratifying to note that the number of pupils which had fallen down during the year 1928-1929 from 50,249 to 49,659 not only came up to normal but increased by about 1,500. It is our experience that the number of pupils on the rolls of all the schools taken together increases by about 2 to 3 thousand every year provided there are no unfavourable circumstances like the prolonged Mill Strikes, labour unrest, riots, etc. As will be seen from the table given below the increase in the number of pupils was proportionately distributed in the Marathi, Gujarati and Urdu Schools.

The detailed figures for the year under report and for the previous year are given below :—

Class of Schools.	No. on 31-3-1930.		No. on 31-3-1929.	
	Schools.	Pupils.	Schools.	Pupils.
Marathi Middle Schools .. ..	3	293	3	403
"  Boys' .. ..	92	21,478	100	20,975
"  Girls' .. ..	52	9,250	52	8,555
"  Night .. ..	5	175	11	417
Total Marathi Schools ..	152	31,196	166	30,350
Gujarati Middle Schools .. ..	2	176	2	200
"  Boys' .. ..	41+5 Classes.	6,380	42+ 2 Classes.	5,741
"  Girls' .. ..	28 (includ- ing 1 Eng. Ver. Sch.)	4,386	28 (includ- ing 1 Eng. Ver. Sch.)	3,970
Total Gujarati Schools ..	71+5 Classes.	10,942	72+2 Classes.	9,911
Urdu A. V. Schools .. ..	2	138	2	148
"  Boys' .. ..	53+4 Classes.	6,150	53+1 Class.	5,494
"  Girls' .. ..	32	2,900	32	2,718
"  Night .. ..	2	56	8	194
Total Urdu Schools .. ..	89+4 Classes.	9,173	95+1 Class.	8,986
Tamil and Malayalam .. ..	4	360	4	324
Tamil Night .. ..	1	39	1	88
Total Tamil Schools .. ..	5	399	5	412
Total Municipal Schools ..	317+9 Classes.	51,710	338+3 Classes.	49,659

10. As in previous years, the Vernacular Fourth Standard Examination for the year Examinations and Re- 1930, was conducted by the Examination Board constituted for the purpose under Government Resolution, Educational Department, No. 220 of 24th November 1927. The written examination was held on the 2nd and 3rd of April 1930 and the oral examination was conducted on the succeeding days. The examination was meant both for pupils of the Municipal as well as Aided Schools ; some pupils even from Unaided

private Schools were also allowed to appear at the Examination. The results of the examination are given below : —

VERNACULAR FOURTH STANDARD EXAMINATION.

*Municipal Schools.*

Class of Schools.	Pupils appeared.	Pupils passed.
Marathi Boys' Schools .. .. .	2,049+42	1,872+19
"   Girls' .. .. .	663+15	538+9
Gujarati Boys' .. .. .	689+18	588+8
"   Girls' .. .. .	10	9
Urdu Boys' .. .. .	290+8	258+1
"   Girls' .. .. .	75+2	64+1
Total ..	3,776+85	3,329+38
Total ..	3,776+85	3,329+38
<i>Aided Schools.</i>		
28 Marathi Schools .. .. .	414	359
31 Gujarati Schools .. .. .	574	425
10 Urdu Schools .. .. .	140	96
—	1,128	880
69 Unaided Schools ..	20	20
—		
Total ..	1,148	900

As it was felt that the children of tender ages were subjected to the ordeals of a written examination continuously for two days, the Vernacular Fourth Standard Examination Board and the Schools Committee have decided to examine the pupils from next year in 2 subjects only, viz., the Vernaculars and Arithmetic by a written paper, leaving the examination of other subjects to be held by the Headmasters of the respective schools.

The results of the Vernacular Final Examination which is conducted by Government as usual are given below :—

VERNACULAR FINAL EXAMINATION—1930.

Class of Schools.	Pupils appeared.	Pupils passed.
Municipal Marathi Boys' Schools ..	177	95
"   "   Girls' .. .. .	212	153
"   Gujarati Boys' .. .. .	27	9
"   "   Girls' .. .. .	....	....
"   Urdu Boys' .. .. .	63	50
"   "   Girls' .. .. .	31	22

11. The year under report witnessed an increase of four in the number of Aided Schools. There were 176 Aided Schools at the beginning of the year; at the end of the year, the number rose to 180; 8 Marathi Schools have been closed as they could not stand the competition of neighbouring Municipal or Aided Schools; the Vanita Vishram and the Seva Sadan Normal and V. F. Classes (which could not be shown in the last year's Grant-in-Aid Statement, as their cases were pending the decision of the Schools Committee and the Corporation) have been shown this year in the Statement as the Corporation have allowed the Committee to pay grants to them as a special case, and 10 *de novo* schools (2 Marathi, 2 Gujarati and 6 Urdu) have been added to the list, thus bringing the number up to 180. Some of them were comparatively old schools which applied for registration only last year. The number of pupils for the year under report stood at 18,588 (12,197 boys and 6,391 girls)

as against 17,143 (11,319 boys and 5,824 girls) of the previous year. The increase of 1,445 pupils was due to the addition of about 10 *de novo* schools in the number of Aided Schools as well as increase in the pupils of the old schools counterbalanced partially by the closing of 8 Marathi Schools. It is gratifying to note that the number of Aided Schools and specially of the Urdu Schools is increasing from year to year. The detailed figures of Aided Schools and pupils for the year under report and for the previous year are given in the following table:—

Class of Schools	On 31st March 1929. *				On 31st March 1930.			
	Schools.	Boys.	Girls.	Total.	Schools.	Boys.	Girls.	Total.
Marathi Boys' Schools ..	43	2,618	688	3,306	39	2,607	826	3,433
" Girls' ..	5	72	321	393	3	77	282	359
" Night ..	7	216	8	224	6	265	5	270
Normal Classes ..	..	..	..	..	1	..	91	91
Special Institutions ..	..	..	..	..	1	17	3	20
Total ..	55	2,906	1,017	3,923	50	2,966	1,207	4,173
Gujarati Boys' Schools ..	44	4,871	603	5,474	44	4,842	625	5,467
" Girls' ..	22	208	3,176	3,384	21	245	3,128	3,373
" Night ..	3	99	..	99	3	104	..	104
Normal Classes ..	..	..	..	..	1	..	44	44
Special Institutions ..	..	..	..	..	3	..	360	360
Total ..	69	5,178	3,779	8,957	72	5,191	4,157	9,348
Urdu Boys' Schools ..	14	1,794	234	2,028	15	2,103	218	2,321
" Girls' ..	5	8	664	672	5	10	671	681
" Night ..	26	805	..	805	30	975	..	975
Special Institutions ..	..	..	..	..	1	67	..	67
Total ..	45	2,607	998	3,505	51	3,155	889	4,044
Hindi Boys' Schools ..	2	315	4	319	2	480	6	486
" Girls' ..	1	..	110	110	1	..	109	109
" Night ..	1	9	..	9	1	18	..	18
Total ..	4	324	114	438	4	498	115	613
Sindhi Boys' Schools ..	1	63	..	63	1	83	..	83
Canarese Night ..	2	241	16	257	2	304	23	327
Grand Total ..	176	11,319	5,824	17,143	180	12,197	6,391	18,588

12. There were in all 1,081 teachers including part-time teachers in the Aided Schools for 18,588 children as against 933 in the previous year for 17,143 children. The increase in the number of teachers appears to be high in proportion to the increase in the number of schools and pupils but it has to be noted that about 22 schools have been maintained the Aided schools and their general condition. The Normal Schools and special Institutions do require different teachers for different subjects and they too have therefore a good number of part-time workers. Of the 1,081 teachers, 732 are full-time and 349 part-time with the qualifications as given in the statement below. The percentage of Trained Teachers in the Aided Schools is only 22. A new Grant-in-Aid Code is under the consideration of the Corporation and under that Code it is proposed to admit for purposes of Grant-in-Aid salaries of teachers in Aided Schools according to their qualifications and service as per Municipal scales of salaries if the Proprietors choose to employ trained teachers and to pay their teachers according to the Municipal Teachers' grades. The detailed statistics about the qualifications of the teachers in Aided Schools are given below.

Statement showing the number of teachers in Aided Schools (Men & Women) as per their qualifications 1929-30.

	* Trained teachers with the following qualifications.					Untrained teachers with the following qualifications.							Total trained.	Total Un-trained.	Grand Total of teachers.
	A Graduate Trained.	III Year Trained.	II Year Trained.	I Year Trained.	Trained for Drawing, Drill, Sewing, Music, Scouting, etc.	A Graduate.		A Matric.		Passed V.F. Exam.	Untrained teachers including those for Drawing, Drill, Music, Scouting, etc.				
						Certified.	Un-certified.	Certified.	Un-certified.		Certified.	Un-certified.			
Males .. .. .	5	13	15	24	50	14	17	18	71	87	98	292	107	597	704
Females .. .. .	3	30	35	29	38	6	4	8	26	27	33	138	135	242	377
Total .. .. .	8	43	50	53	88	20	21	26	97	114	131	430	242	839	1,081*

\* Trained .. .. . 242  
 Untrained .. .. . 839  
 1,081

Full-time .. .. . 732  
 Part-time .. .. . 349  
 1,081

13. The Aided Schools as usual were visited and inspected by Messrs. C. L. Bakshi, B.A., L.T., Superintendent, Mr. D. K. Ghanekar, B.A., L.T., Assistant Superintendent, and Mr. Mohmed Umar, M.A., Supervisor. Mr. B. R. Manerikar, Superintendent, Aided Schools, retired from 7th July 1929, owing to superannuation. The Schools Committee had, in Mr. Manerikar, a tactful, able and experienced officer for about 14 years. After the retirement of Mr. B. R. Manerikar, from 7th July 1929, the Committee appointed Mr. C. L. Bakshi, Assistant Superintendent, as Superintendent and Mr. D. K. Ghanekar, Assistant Superintendent, Marathi Schools, as Assistant Superintendent, Aided Schools, in place of Mr. C. L. Bakshi.

From September 1929, the Committee were also pleased to create a post of a Supervisor and to appoint Mr. Mohmed Umar, M.A., English Teacher, Madanpura Urdu School, as Supervisor for Aided Schools, specially for the supervision of Aided Urdu Schools, which numbered 51 with 4,044 pupils. In addition to the work of the inspection and supervision of Aided Schools, the Committee have entrusted to these three officers the work of the Census Department maintained for free and compulsory Education in F & G Wards. They have therefore got to perform a double duty. The work done by these officers in the capacity of Special Attendance Officers is described in Chapter III of this Report.

14. In 1921, the Corporation had, at the request of the Schools Committee, accepted the principle of assessing grants to be paid to Aided Schools on a liberal scale by allowing a larger percentage of the admitted expenditure (50 per cent. of the admitted expenditure) by way of grant than what was allowed by the present Government Grant-in-Aid Code. The set of rules for a self-contained Revised Grant-in-Aid Code for the City of Bombay as required by Government had been for a long time under the consideration of the Committee and the Corporation. A Sub-Committee of the Corporation, which was entrusted with the work of scrutinising the new set of Rules, held a number of meetings and after deliberating over all the new changes proposed in the Code, has submitted its report to the Corporation which when approved, will be submitted to Government for their final approval. The Corporation's final decision in the case of these Rules has not yet been given.

15. Side by side with the set of Rules of the Revised Grant-in-Aid Code for the City of Bombay submitted to the Corporation, the Committee framed, pending the approval of and sanction to the revised Grant-in-Aid Code by the Corporation and Government, rules governing the admission of expenditure incurred by Aided Schools—particularly schools under Chapter II—(i.e., Full-day Primary Schools which form a majority of the total number of Aided Schools) for the assessment of Grants-in-Aid. The rules have been framed with definite instructions for the guidance of Inspecting Officers and they will be applicable to expenditure to be incurred by them from the beginning of 1930-31.

16. The temporary Rules laid down by the Committee and the new rules that are to govern in future the assessment of Grants-in-Aid to be paid to schools under Chapter II, pending the sanction of the Revised Code, were accepted for guidance in the assessment of grants during the year under report. "Accounts and Expenditure" shown by schools were carefully scrutinised and the total amounts of Grants-in-Aid paid during the year came to Rs. 1,91,270-8-0, including (1) Rs. 329-8-0, paid to the New Parel Bhoiwada School and the Bene Israelite Jacob Circle School as remission of fees and (2) Rs. 5,399 paid to the Seva Sadan and Vanita Vishram Normal Classes as grants which were due to them for the year 1928-29 (which amount was paid from the Budget Grant for the year 1929-30 as their cases were pending before the Corporation during the year 1928-29). The following statement will show a comparison of the grants paid during the year under report with those of the previous year:—

Year.	Grants paid to all the Aided Schools on the expenditure of the previous year.	Amounts of arrears of grant due for previous years paid	Total amount paid during the whole year.
1928-1929	Rs. a. p. 1,76,830 12 0 (Including Rs. 472-12-0, for remission of fees).	Rs. a. p. 5,110 0 0	Rs. a. p. 1,81,210 12 0
1929-1930	Rs. a. p. 1,85,871 8 0 (Including Rs. 329-8-0, for remission of fees).	Rs. a. p. 5,399 0 0	Rs. a. p. 1,91,270 8 0

Grants for the year 1929-1930 were assessed on the "admitted" expenditure of Aided Schools for the year 1928-29. The Annual Statistical Returns submitted by them show that they have altogether incurred an expenditure of Rs. 7,70,600 for the year 1929-1930. The average number of pupils for the same year being 17,348, the cost per pupil stands at Rs. 44.4 only as against Rs. 43.4 in the previous year. The average cost per pupil to the Municipality for the year 1929-1930, has come to about Rs. 11 per annum.

17. It is creditable that about 180 private Institutions in the City have been educating Aided Schools form an 18,000, and odd children at a comparatively lesser cost than what is incurred in the Municipal Schools. It is admitted that many of the good schools are an asset to the Municipality and help the latter to educate so many children, at a comparatively less cost to the Municipality.

\* \* \* \* \*

### III.—FREE AND COMPULSORY EDUCATION.

18. During the year under review, there was a change in the personnel of the office staff of the Special Attendance Office which is maintained for looking after the work of Free and Compulsory Education introduced in F and G Wards, under the City of Bombay Primary Education Act XV of 1920. Mr. B. R. Manerikar, B.A., Special Attendance Officer, retired from 7th July 1929 and Mr. C. L. Bakshi, B.A., L.T., Asstt. Special Attendance Officer, was appointed in his place. Mr. D. K. Ghanekar, B.A., L.T., Assistant Superintendent, Marathi Schools, was appointed Assistant Special Attendance Officer and Mr. Mahomed Umar, M.A., who was appointed Supervisor for Aided Schools, was also instructed to render assistance in the work of the Census Department. Mr. Manerikar, assisted by an able staff, had the credit of bringing into operation the scheme of Free and Compulsory Primary Education in the F and G Wards of the City as the Committee decided in the year 1925 to entrust the working of this department to him in addition to that of the Aided Schools Department.

19. To turn to the events of the year under report, it must be stated that the condition of the working classes did not improve in an appreciable manner compared to what it was in the year previous to the year under report. During the year 1928-1929, as has been stated in the last year's report, the population of the F and G Wards where the Compulsory Education Act is in operation, was in a very unsettled and disturbed state almost throughout the year, first on account of the Mill Strikes and then on account of the communal riots which took place in February and May 1929. A large number of the working class people had left Bombay for their homes as a result of the Strikes and the Riots and it was not before August 1929 that the two wards assumed a somewhat normal condition. The situation was not, however, destined to continue long. During the last quarter of the year under report, the G.I.P. Railwaymen (including labourers of the Railway Workshops) struck work and the Strike continued for a couple of months. All these circumstances hampered the progress of Free and Compulsory Education during the year under report.

20. Mention has been made in the last year's report that the Government sanction to the extension of Compulsory Education for Moslem Girls upto 10 years of age in F and G Wards had been received in December 1928. Accordingly, the register of Moslem girls of school-going age in F and G Wards was prepared and published on 1st June 1929 with a view to enforce Compulsory Education from the first of August 1929. It was then noted that out of 550 girls of Compulsory age, 288 were attending recognised schools and 262 girls were not attending any school. In order to bring in as many non-attending girls as possible, to school, additional classes at Chinchpokli, Dadar, Naigaum, Sewri, Antop Hill, Arthur Road and Bhawanishankar Road were opened and they were mainly entrusted to Urdu lady teachers. Some propaganda work at Mahim and Dharavi, the localities which are mainly populated by the Moslems of the two wards was also thought necessary and, therefore, a meeting of the residents was convened with the help of the leaders of the locality on the 2nd of August 1929 under the Chairmanship of Mr. J. B. Baman-Behram, B.A., LL.B., J.P., the then Chairman of the Schools Committee, when an earnest appeal was made to the public to co-operate with the Committee in their efforts of extending the scheme of compulsion to Moslem girls. The meeting was largely attended by the prominent Moslem residents from the locality as well as from outside. It was suggested in the public meeting that small Committees be formed for each school or a group of schools and they should be entrusted with the work of helping the Committee's officers to bring into schools non-attending children residing near about the schools. The suggestion is being carried out and it is expected to bear good results.

21. Before the introduction of compulsion for Moslem girls, the number of girls of compulsory age attending schools was 288; at the end of the year under report, it had gone up to 378. On the other hand the number of non-attending girls of compulsory age increased by 232. This is largely due to the migratory tendency of the people of the two wards. A Class at Wanje Wadi at Mahim has been recently opened and it is expected that the number of non-attending girls will be reduced to a large extent.

22. At the beginning of the year, there were in all 16,874 children of compulsory age in the F and G Wards of whom 12,778 were attending schools and 4,096 were not attending any schools. By the end of the year, the number of children of compulsory age had increased to 18,085. Out of these 13,098 children were attending schools and 4,987 were not attending schools. The supplementary registers showing the number and names of children of compulsory school-going age in F and G Wards were revised and published in February 1930 as per Rules laid down by Government under Section 18 of the City of Bombay Primary Education Act XV of 1920.

The following statement gives the details about these figures :—

	No. of children of compulsory age on 31st March 1929.			No. of children of compulsory age on 31st March 1930.		
	Boys.	Girls.	Total.	Boys.	Girls.	Total.
Attending schools .. ..	8,470	4,308	12,778	8,287	4,811	13,098
Not attending schools .. ..	2,147	1,949	4,096	2,294	2,693	4,987
	10,617	6,257	16,874	10,581	7,504	18,085

It will be seen from the above figures that although there was an increase in the number of non-attending children by about 900 and an increase of about 1,200 in the total number of children of compulsory school-going age, there was a corresponding increase in the number of children attending schools from 12,778 to 13,098 on 31st March 1930, i.e., by about 320. The percentage of pupils attending schools to the total number of children of compulsory age on 31st March 1930, was 72.4 as against 75.3 during the previous year.

23. It was thought urgently necessary to make all possible efforts to reduce the number of non-attending children and thereby to increase the attending number and to secure the regular attendance of both the old and the new pupils. It was found by experience that a staff of 10 clerks was found to be insufficient to cope with the work, with the result that the number of non-attending children remained unattended to. With a view to achieve our desired goal, a scheme of engaging about 80 "attendance teachers" with an allowance of Rs. 10 per month for extra work, for a period of three months, as an experimental measure, was submitted to the Committee and was approved by them. It was, however, decided that the 80 teachers should begin their work from June 1930. In accordance with the scheme, about 80 teachers have been already engaged and they have been asked to visit each family in the neighbourhood of their own respective schools and find out the non-attending children and induce their parents and guardians to send them to school. Teachers by nature of their vocation wield a greater influence on the parents in general and it is, therefore, hoped that the experiment of bringing into schools the maximum number of the non-attending children and stabilising their attendance through these 80 teachers may succeed to a great extent. It may be mentioned here that these teachers have already worked for about two months and they have brought in more than 2,000 children to schools out of the 5,000 non-attending children in F and G Wards. It has been decided by the Committee to supply free of cost books, slates, pencils and even clothes to some of the very poor and deserving children now brought to schools in these wards. It will thus be seen that the necessary measures have been taken by the Committee to reduce the number of non-attending children.

It is true the Committee has not made as yet any test cases for prosecuting parents or guardians of the non-attending children though under the City of Bombay Primary Education Act, 1920, it has been empowered to launch prosecutions against defaulters, in a Court of Law.



The Committee believe that in these days of unrest and disturbances, the step of prosecuting parents is likely to do more harm than good and that, therefore, the Committee is reluctant to resort to that method until all persuasive methods at its command have been tried and found ineffective. Prosecution of defaulters in whose cases persuasion may have altogether failed can, therefore, be started after the scheme of "attendance teachers" has been tried.

24. After the Corporation had received last year a reply from Government that "they are not prepared to consider the question of according sanction to the scheme to introduce Free and Compulsory Education in B and E Wards pending the disposal of the suit filed against them by the Corporation", the Corporation, at the request of the Schools Committee, again represented (during the year under report) to Government that the Corporation would be glad if Government sanctioned the extension of the Compulsory Education Scheme to B and E Wards without prejudice to the rights and contentions of the Corporation to receive from Government Grant-in-Aid and also arrears of Government Grant, adding that they were prepared to finance the scheme independently of Government help for the present. It is regretted, however, that Government have not yet accorded their sanction to the extension of Compulsory Education to B and E Wards.

\* \* \* \* \*

#### IV.—MEDICAL INSPECTION OF SCHOOLS.

25. During the year under report the Medical Inspection of Boys' Schools was carried on by the Medical Inspector Dr. V. J. Gidhchapwalla, L.M. & S., (assisted by the Assistant Medical Inspector, Dr. M. S. Kapadia, L.M.&S.,) and by the Ag. Medical Inspector, Dr. V.R. Bhoosrath, M.B.B.S., F.R.S.I., and that of the Girls' Schools by Dr. Miss Goolbai M. Doctor, L.M.&S., with her assistant Miss Tarabai R. Rajapurkar, a qualified Nurse who had also to work with the Assistant Lady Dental Surgeon, Dr. Miss F. Jinnah for half day thrice a week. The post of Assistant Medical Inspector under Dr. V. R. Bhoosrath was not filled up by the Committee owing to a scheme of re-organisation of the Medical Inspection staff which was under the consideration of the Schools Committee.

Dr. V. R. Bhoosrath was on Privilege Leave from 1st October 1929 to 27th October 1929 and again from 18th November 1929 to 28th March 1930, and no substitute was appointed to carry on his work during that period.

26. The following table will show the numbers and kinds of schools inspected together with the numbers of boys and girls in them respectively during the year under report :—

Section.	Total number of schools inspected.			Total number of pupils examined.			Total number of pupils examined for the first time.			Total number of pupils re-examined.		
	Boys.	Girls.	Total	Boys.	Girls.	Total	Boys.	Girls.	Total	Boys.	Girls.	Total.
Marathi .. .. .	50	37	87	6,998	3,790	10,788	5,014	2,371	7,385	1,984	1,405	3,389
Gujarati .. .. .	17	20	37	1,555	1,728	3,283	1,036	1,140	2,176	519	599	1,118
Urdu .. .. .	27	31	58	1,537	1,698	3,235	1,108	1,090	2,198	429	608	1,037
Tamil and Telugu .. .. .	2	..	2	98	..	98	90	..	90	8	..	8
Grand Total .. .. .	96	88	184	10,188	7,216	17,404	7,248	4,601	11,849	2,940	2,612	5,552

27. From the above statement it will be seen that the present staff of Medical Inspectors is not in a position to complete the examination of all the pupils in the course of the year. The Medical Inspector and Inspectress visited during the year, in all 184 schools—96 Boys' Schools and 88 Girls' Schools. The total number of pupils examined was 17,404, of which 10,188 were boys and the remaining 7,216 girls. Out of these 17,404, 11,849 pupils were examined for the first time and 5,552 were re-examined during the year under report, because they had been noted down for some disease in the previous year. Among the newly examined pupils, the general percentage of boys free from any disease was 50 and that of girls was 48; 50 per cent. of the boys and 52 per cent. of the girls were suffering from one or more diseases.

28. The following table shows the kinds and percentages of defects detected singly or jointly, among the newly examined pupils :—

Names of Diseases.	Percentage of boys affected.	Percentage of girls affected.
Malnutrition .. .. .	18.2	17.7
Defects of Teeth .. .. .	15.8	17.8
Defects of Throat .. .. .	7.9	11.2
Defects of Nose .. .. .	2.0	1.8
Defects of External Eye Diseases .. .. .	4.5	9.2
Defects of Vision .. .. .	2.5	3.9
Defects of Enlarged Glands .. .. .	10.5	5.2
Defects of Heart and Circulation .. .. .	0.5	0.2
Defects of Lungs .. .. .	3.9	5.3
Defects of Contagious Skin Diseases .. .. .	5.2	5.7
Defects of Enlargement of Spleen .. .. .	10.3	6.8
Cases of T. B. suspected .. .. .	0.1	0.2
Defects of Ear .. .. .	1.6	1.7

The Medical treatment which our Medical Inspectors are able to give to some of the children for the last four years, though inadequate, has proved effective in proportion to the total amount spent for such treatment which comes to about Rs. 400.

29. Side by side with the examination of new pupils, the Medical Inspectors carry on re-examinations of pupils who have been examined and noted for some disease or another in the previous year. The results of the re-examination are tabulated below. The number of Boys re-examined during the year was 3,066 and that of girls was 2,612.

	Boys.	Girls.
Number of pupils re-examined .. .. .	3,066	2,612
Percentage of pupils improved .. .. .	24.2	29.9
"    "    " not improved .. .. .	40.3	42.8
"    "    " healthy .. .. .	35.5	27.3
"    "    " affected with new diseases .. .. .	33.9	14.1

\* \* \* \* \*

30. The table given below gives an idea as to how much interest the parents or guardians of pupils took regarding the diseases brought to their notice :—

Cards of intimations of diseases sent and replies received.

Section.	No. of children examined.			No. of intimations sent.			No. of replies received.			No. of cards issued for Municipal treatment.			No. preferring private treatment.		
	Boys.	Girls.	Total.	Boys.	Girls.	Total.	Boys.	Girls.	Total.	Boys.	Girls.	Total.	Boys.	Girls.	Total.
Marathi .. ..	7,124	3,790	10,914	1,559	1,283	2,842	1,099	556	1,655	702	318	1,020	201	238	439
Gujarati .. ..	1,555	1,728	3,283	298	655	953	194	587	781	86	102	188	76	385	461
Urdu .. ..	1,537	1,698	3,235	268	620	888	161	330	491	127	210	337	60	120	170
Tamil and Telugu ..	98	..	98	3	..	3	3	..	3	..	..	..	3	..	3
Grand Total ..	10,314	7,216	17,530	2,128	2,558	4,686	1,457	1,473	2,930	915	730	1,645	330	743	1,073

31. In addition to the routine work of the Medical Inspection of School children, the Miscellaneous activities. medical staff attend to the following work :—

- (1) Distribution of free medicines to the poor and deserving children especially of backward classes.
- (2) Distribution of free spectacles to the poor children.
- (3) Supply of emergency Medical Outfit to schools.
- (4) Conducting of First Aid Certificate, Voucher and Medallion (Gujerati and Urdu Classes) for Municipal Teachers and Urdu Home Nursing Classes for Urdu female teachers.
- (5) Arranging Magic Lantern lectures in different schools by Dr. D. S. Bhandarkar, M.B.B.S., the Lecturer of the Bombay Sanitary Association.
- (6) Arranging Magic Lantern and Cinema Lectures on general hygiene and sanitation to be delivered to the children, their parents and guardians and teachers.
- (7) Inspection of new premises for schools with a view to see whether the new premises are sanitary for school purposes.
- (8) Re-inspection in some schools for cases of infectious diseases.
- (9) Submission of the Annual Sanitary Report of the condition of all school premises.

Free medicines were distributed to a limited number of needy and deserving poor children especially of the backward classes out of the small stock that was sanctioned by the Committee. The total number of pupils who received treatment came to over 243 boys and 190 girls. Repeated demands have been made for the free supply of such medicines and if more medicines are supplied, the number of cures is sure to increase. Many of the parents or guardians were called to schools for explaining to them the benefits of immediate treatment. Many of them were interviewed at their residences also.

104 deserving poor children were recommended for free spectacles and 60 out of them have been supplied with spectacles free of charge. During the period under report, 175 schools were supplied with emergency outfits. There are increasing demands for such outfits from teachers who use the appliances as emergencies arise in schools. The Medical Inspectors and the Inspectress delivered 30 lectures on General Hygiene, Dental, Personal and Home Hygiene, Sanitation, etc., with the aid of Magic Lantern, Cinema, Models and Diagrams to the children, their parents or guardians and teachers. Dr. D. S. Bhandarkar, M.B.B.S., Lecturer of the Bombay Sanitary Association also delivered in all 58 Magic Lantern Lectures in different schools on subjects like Malaria, Plague, Phthisis, Cleanliness, Care of Teeth, Small Pox, etc., and the fullest possible help was given to him to demonstrate his lectures. The Committee's best thanks are due to him for his special pains.

About 80 new premises were inspected and reports about their suitability or otherwise, submitted. A few schools were inspected for suspected Diphtheria attacks.

32. The First Aid Certificate Classes have been started since 1927, for the benefit of the First Aid, Voucher, Municipal Marathi, Gujarati and Urdu teachers. The Marathi Medallion and Home Nursing Classes. First Aid Class could not be formed during the succeeding years for want of sufficient enrolment for the Class. The Home Nursing Class for Marathi Female teachers was held for two years only and it had to be discontinued for similar reason. Only the Classes for Gujarati and Urdu Teachers were being held continuously with the addition of new Voucher and Medallion Classes. This year, a new Home Nursing Class for Urdu Female Teachers was conducted by Dr. Miss Goolbai M. Doctor, the Medical Inspectress. The Gujarati and Urdu Certificate, Voucher and Medallion Classes have been conducted by Dr. V. J. Gidhchhapwalla and Dr. M. S. Kapadia, the Medical Inspector and Assistant Medical Inspector, respectively.

Although the underlying object of these classes is very useful in respect of accidents in schools, yet it is to be noted that very few teachers avail themselves of the facilities afforded to them by these classes. During the year under report, First Aid, Medallion Classes for Gujarati and Urdu Teachers were opened for the first time. The following statement will show the statistics of the First Aid Certificate, Voucher, Medallion and Home Nursing Classes conducted by the Medical Inspection Staff.

Serial No.	Name of Lecturer	Subject of Lectures.	Language in which Lectures were given.	No. of Lectures.	Number of Teachers on roll.
1	Dr. Gidh-Chhapwalla .. .. .	F. A. Certificate .. .. .	Gujarati .. .. .	16	31
2	Dr. Kapadia .. .. .	Do. .. .. .	Urdu .. .. .	23	21
3	Dr. Gidh-Chhapwalla .. .. .	Voucher .. .. .	Gujarati .. .. .	15	8
4	Dr. Kapadia .. .. .	Do. .. .. .	Urdu .. .. .	23	29
5	Dr. Gidh-Chhapwalla .. .. .	Medallion .. .. .	Gujarati .. .. .	15	4
6	Dr. Kapadia .. .. .	Do. .. .. .	Urdu .. .. .	23	18
7	Dr. Bhoosrath* .. .. .	F. A. Certificate .. .. .	Marathi .. .. .	..	..
8	Dr. Bhoosrath* .. .. .	Home Nursing .. .. .	Do. .. .. .	..	..
9	Dr. Miss Goolbai M. Doctor .. .. .	Do. .. .. .	Urdu .. .. .	8	15

\* For lack of enrolment class could not be formed.

33. The Medical Relief Committee of the Corporation considered the question of starting Clinics specially for the treatment of school children. On the suggestions submitted by the Dean of the King Edward Memorial Hospital, the Medical Relief Committee recommended to the Corporation the adoption of a scheme for starting Clinics for Eye, Ear, Nose, Throat and other diseases for the present at the King Edward Memorial Hospital, Parel. The Corporation having approved of the scheme, the same was forwarded to the Schools Committee. The scheme was calculated to cost Rs. 10,794 a year. The Schools Committee's Sub-Committee which was appointed to consider the question of the re-organisation of the Medical Inspection Department and of improving the system of Medical Inspection carried on in schools was not in a position to report finally on the question before the close of the official year 1929-30, as the Medical Relief Committee's report about Clinics was awaited by them.

34. The Medical Inspection Sub-Committee, however, was of opinion that the Schools Committee should arrange with some Hospitals and Dispensaries in some wards for the treatment of the affected children, say for a period of three months by way of experiment and watch the results thereof. Letters were, therefore, addressed to some prominent Hospitals and Dispensaries in the City requesting them to say whether they would undertake to treat the affected children in the Municipal Schools on certain days of the week in Eye, Ear, Nose, Throat and Skin Diseases. The King Edward Memorial Hospital, the Byramjee Jeejeebhoy Children's Hospital, Bai Yamunabai L. Nair Hospital, Aimai Merwanji Chamarbagwalla Free Ophthalmic Hospital, Bai Jerbai Wadia Children's Hospital and the Ramwadi Free Eye Hospital have accordingly consented to treat the children for various diseases according to the time convenient to them. About 35 Boys' and Girls' Schools in Chinchpogli, Parel and Dadar localities and 16 schools from the Kamathipura locality have been selected for the Medical Inspection and treatment for the purposes of this scheme. The procedure to be followed is that the Medical Inspectors and Inspectress are to examine about 3,000 boys and 1,000 girls from the selected schools and to pick out the affected children for being sent for treatment. The Medical Inspection of these children is by now over and, as arranged with the Hospitals mentioned above, the Medical Inspectors have been taking the affected children to those Hospitals and arranging to give treatment to the children regularly. This scheme of treatment will be tried for a period of 2 to 3 months and further steps will be taken on the experience gained.

35. The Schools Committee have been maintaining a Dental Clinic for school children since 1922. Dr. S. M. Khambatta, the part-time Dental Surgeon, visited in all 9 schools which required 145 visits during the year and inspected 1,745 children out of whom he treated 375 boys and 155 girls. The total number of operations performed came to 2,593 out of which 1,065 were extractions, 434 fillings, 181 Nerve Treatment, 371 abscess treatments and 552 general medicinal treatment. The services of the part-time Lady Assistant Dental Surgeon—Dr. Miss F. Jinnah, who was appointed temporarily, were continued during the year. She visited in all 30 schools which required 119 visits during the year and inspected 2,117 children out of whom she treated 635 boys and 276 girls. The total number of operations performed came to 1,918 out of which 402 were extractions, 1,269 fillings, 21 Nerve Treatments and 226 general medicinal treatments.

There was on the whole an increased co-operation of the parents and teachers and the Dental Clinic is becoming more and more popular every year.

The present system of dental treatment is also receiving further attention of the Special Sub-Committee appointed to consider the question of Medical Inspection mentioned in the foregoing paragraphs.

\*

\*

\*

\*

#### V.—FINANCE.

36. The year under report opened with a balance of Rs. 2,77,185-7-7. The Budgetted opening balance for the year was Rs. 1,05,557 only and it was on the basis of this amount that the amount of Municipal Grant to the Schools' Committee for the year 1929-1930 was fixed by the Corporation. The Municipal Commissioner, therefore, represented that the Schools Committee would keep with themselves only an amount equal to the Budgetted opening balance and that it was necessary for the Schools Committee to refund to the Corporation the difference between the actual and the budgetted opening balances. The Corporation concurred with the view held by

Opening and Closing Balances and the net Expenditure.

the Commissioner and under their Resolution No. 7666, dated the 28th November 1929 desired the Schools Committee to refund to the General Municipal Fund an amount of Rs. 1,71,628-7-7. The amount was accordingly refunded and so the actual opening balance that the Schools Committee could avail themselves of, was reduced to Rs. 1,05,557 only. The Corporation paid a grant of Rs. 31,12,660 from the General Municipal Fund and other Miscellaneous Receipts amounted to Rs. 44,098-8-11. The total amount at the disposal of the Schools Committee thus came to Rs. 32,62,315-8-11. Out of this amount Rs. 29,68,294-8-10 were actually spent during the year leaving a closing balance of Rs. 2,94,021-0-1. These figures together with those of the previous year are given below, side by side, for the sake of comparison :—

Year.	Opening Balance.	Municipal Grant.	Other Miscellaneous Receipts.
1	2	3	4
	Rs. a. p.	Rs. a. p.	Rs. a. p.
1928-1929 .. ..	4,34,507 7 5	28,11,560 0 0	43,331 13 4
1929-1930 .. ..	1,05,557 0 0	31,12,660 0 0	44,098 8 11
	Total of Columns 2 to 4.	Total Expenditure	Closing Balance.
	5	6	7
	Rs. a. p.	Rs. a. p.	Rs. a. p.
1928-1929 .. ..	32,89,399 4 9	30,12,213 13 2	2,77,185 7 7
1929-1930 .. ..	32,62,315 8 11	29,68,294 8 10	2,94,021 0 1

From the above table it will be seen that the total expenditure for the year was less than that for the previous year by about Rs. 44,000 in round figures.

The Committee and their executive officers have made their utmost efforts to reduce the expenditure on every item and the Committee are glad to say that their efforts have resulted in the immediate reduction of the total expenditure by about a lakh of rupees. The details given above would show that there was no increase in the expenditure but on the contrary there was a fall by Rs. 44,000. In spite of the fact that the total expenditure of every year is bound to increase by an amount of Rs. 50,000 on account of the annual increments granted in the salaries of all officers, clerks, teachers, and servants, and that the number of pupils under instruction increased by about 2,000, the total expenditure did not show an increase, as it ought to have done, but was reduced by Rs. 44,000; this fact and the fact that the cost of education per child was reduced from Rs. 56-6 to Rs. 53-3 per annum would be sufficient to prove the efforts made by the Committee to prune their expenditure.

It will still be possible to have economy in expenditure but for the fact that the number of children attending schools is not steady and is liable to fluctuations due to the disturbed conditions of F & G Wards and general depression in trade and industry. The real key to economy and reduction of cost per pupil is to secure as many non-attending children as possible and to bring them under education as it is possible to educate 2 to 3 thousand children more with the same machinery and with little extra cost. This alone would reduce the cost per pupil to an appreciable extent.

37. The decrease in expenditure mentioned in the previous paragraph was mainly effected through a policy of careful retrenchment pursued throughout the year under report. The following table which gives a comparative statement of the amounts of expenditure incurred on the several heads during the year under report and in the previous year will give a detailed information as to where retrenchment could be effected and as to where increased expenditure could not be avoided in spite of the efforts made for retrenchment :—

Details of the decrease in expenditure.



No.	Account Heads.	1928-29.	1929-30.	Increase over 1928-29.	Decrease over 1928-29.
		Rs. a. p.	Rs. a. p.	Rs. a. p.	Rs. a. p.
<i>A.—Schools.</i>					
1	Headmasters and Teachers .. .. .	18,59,937 1 1	18,13,088 7 9	.....	46,848 9 4
2	Servants .. .. .	86,790 3 0	88,065 9 0	1,275 6 0	.....
3	Rent of School Premises .. .. .	4,76,459 4 3	4,54,323 6 6	.....	22,135 13 9
4	Class Books .. .. .	3,080 14 9	140 10 0	.....	2,940 4 9
5	School Furniture .. .. .	4,638 7 9	5,196 6 6	557 14 9	.....
6	Prizes .. .. .	.....	6,293 9 4	6,293 9 4	.....
7	Stipends to students under training .. .. .	8,151 12 0	6,001 0 0	.....	2,150 12 0
8	Contingencies and Miscellaneous .. .. .	1,11,861 9 2	1,04,018 0 5	.....	7,843 8 9
9	Superintendents and their Establishments .. .. .	69,345 1 3	70,660 9 5	1,315 8 2	.....
10	Grants-in-Aid to Primary Schools .. .. .	1,81,210 12 0	1,91,270 7 0	10,059 11 0	.....
11	Teachers' Libraries and Museum .. .. .	2,783 4 9	3,390 11 9	607 7 0	.....
12	Medical Inspection .. .. .	33,830 13 6	30,862 1 0	.....	2,968 12 6
13	Superintendent, Aided Schools, and his Establishment .. .. .	11,708 6 9	10,705 15 6	.....	1,002 7 3
14	Census Department .. .. .	21,347 6 3	22,363 2 0	1,015 11 9	.....
15	Free Reading Rooms and Libraries .. .. .	8,210 8 6	10,664 7 3	2,453 14 9	.....
16	Pension, Gratuity and Compassionate Allowances .. .. .	38,378 13 0	44,340 5 0	5,961 8 0	.....
17	Municipal Share towards Provident Fund .. .. .	88,547 8 0	95,846 3 0	7,298 11 0	.....
<i>B.—Buildings.</i>					
1	Repairs to Municipal Buildings .. .. .	5,931 15 2	11,063 9 5	5,131 10 3	.....
Total Rs. ..		30,12,213 13 2	29,68,294 8 10	41,971 0 0	85,890 4 4

Net total decrease, Rs. 43,919-4-4.

38. It will be seen from the columns of the table in the preceding paragraph that the main increases were under the following heads :—(1) Prizes, (2) Grant-in-Aid to Primary Schools, (3) Free Reading Rooms and Libraries, (4) Pension Gratuity and Compassionate Allowances and (5) Municipal Share towards Provident Fund. In the year 1928-1929, no amount was spent on Prizes as the question of the necessity or otherwise of continuing the system of giving prizes was under consideration of a Sub-Committee of the Schools Committee. The question was ultimately decided in favour of continuing the system and so the usual amount was spent under that head in 1929-1930. As to Grants-in-Aid the increase was mainly due to an increase in the number of Aided Schools especially on the Urdu side as will be seen from the statistics in Chapter II. The increase under the item of Reading Rooms and Libraries was mainly due to a large supply of new books made to each of the Libraries during the year under report. During the year 1928-29, no new books were supplied to the libraries and hence the expenditure of the year 1929-30 shows an increase over that of 1928-29. The amount paid under the head " Pension, Gratuity, ect., " showed an increase owing to the fact that during the year under report, the Schools Committee finally made eligible to Municipal Pension and Gratuity rights all the teachers (nearly one hundred in number) who were formerly under the Government Pension Rules and were therefore not eligible for the benefits of Municipal Pension and Gratuity. The increase under the head " Provident Fund " is a normal one and is likely to increase every year in proportion to the normal increments in the salaries of the employees.

39. Coming to the decreases we find that large savings were effected under the heads (1) Salaries of Headmasters and Teachers, (2) Rent and (3) Contingencies. A very watchful eye was kept throughout the year on the strength of the teaching staff in each school and every effort was made to curtail expenditure by avoiding acting arrangements in leave vacancies wherever possible and avoiding the creation of new posts. It must also be noted here that although the number of pupils during the year under report did show an increase over that of the previous year, the increase took place mostly by the end of the year and that during the major part of the year the number of pupils was rather low owing to the effects of the riots and the general depression in the mill industry. The necessity of appointing new teachers was therefore not much felt. The expenditure on rent was appreciably curtailed mainly as a result of the efforts made by the Chairman, Mr. J. B. Bomon-Behram, who sent letters to all landlords requesting them to reduce the rents of their premises and further at the sacrifice of much personal convenience and time, personally interviewed the landlords of more than 150 schools and persuaded many of them to reduce the amounts charged by them as rents. The total reduction in rent thus secured through his efforts came to over Rs. 16,000 per year. Under the head, " Contingencies " the reduction was secured by revising the system under which the contingency grants to schools were fixed and by a judicious re-distribution of those grants so as to avoid any kind of unnecessary expenditure.

Coming to the Income side, there was an appreciable increase on Items, *viz.*, (1) Fees from Municipal Schools and (2) Pension Fund Subscriptions from employees. The increase in fees was due to the change in rates of fees charged to pupils of Municipal A. V. Schools. This change was necessary as it was found that the rates of fees charged according to Grant-in-Aid Code ought to be two-thirds of the fees charged in Government A. V. Schools in the City of Bombay (in the Elphinstone High School). The rates now charged are Rs. 2 for the first two standards and Rs. 2-12-0 for the 3rd standard, while the old rate was 8 annas per head.

Rise in the Pension contribution was due to the teachers who were formerly under the Government Pension Rules, having joined the Fund.

There was a fall in the interest on Trust and Endowment Deposits ; this was owing to the discontinuance of the investing of the surplus cash with various Banks as it was pointed out that the Committee had no such powers under the Act.

40. The expenditure incurred on the Schools Committee's Head Office is charged to the General Municipal Fund and consequently it is not included in the details of the Income and Expenditure Account of the School Fund. Nevertheless it is an expenditure incurred in the interests of Primary Education and it is therefore necessary that mention should be made of it in this report. In the year 1929-30, the expenditure incurred on the Schools Committee's Head Office came to Rs. 60,471-7-4, as against Rs. 54,913-6-1, spent on the same item in the previous year. The increase was partly a result of the annual increments usually due to the Members of the office staff from the beginning of every year and partly to the addition of three clerks' posts to the staff on account of the increased work in the office.

41. The question of Government grant towards Primary Education has not yet reached a satisfactory solution. The grant received from Government during the year 1929-30, was as follows:—

	Rs.
(1) Grant for the year 1929-30, as assessed on the expenditure for the year 1928-29 .. .. .	6,25,000
(2) Provisional Grant for the year 1929-30, for the extra expenditure on Compulsory Primary Education .. .. .	1,98,272
	8,23,272
Amount deducted in adjustment of the provisional grant given in the previous year .. .. .	21,283
	8,01,989

In addition to the above amount, the Government also paid to the Municipality a grant of Rs. 8,429 on account of the expenditure incurred on the 5 Anglo-Vernacular Schools maintained by the Committee.

Thus the total amount of Grant received from Government in the year under report, including the Grant on Anglo-Vernacular Schools came to Rs. 8,10,418. The corresponding figures for the years 1928-29 and 1927-28 were Rs. 8,15,636 and Rs. 8,84,731 respectively.

It will not be out of place to mention here that the total amount of arrears of grant which the Municipality claim from Government is a very large one and runs over 23 lacs of Rupees. The claim is made up as follows:—

Year of payment.	Contribution claimed from Government.			Contribution paid by Government.			Balance Outstanding.		
	Rs.	a.	p.	Rs.	a.	p.	Rs.	a.	p.
1922-23	6,43,880	0	2	4,41,833	0	0	2,02,047	0	2
1923-24	7,68,979	15	4	4,41,000	0	0	3,27,979	15	4
1924-25	8,81,016	9	5	4,45,833	0	0	4,35,183	9	5
1925-26	8,25,954	12	2	5,86,038	0	0	2,39,916	12	2
1926-27	9,25,326	9	10	7,68,128	0	0	1,57,198	9	10
1927-28	11,56,887	9	6	8,84,731	0	0	2,72,156	9	6
1928-29	11,42,852	8	7	8,15,636	0	0	3,27,216	8	7
1929-30	11,78,704	10	6	8,10,418	0	0	3,68,286	10	6
Total Rs. ..	75,23,602	11	6	51,93,617	0	0	23,29,985	11	6

A suit is pending in the High Court of Bombay with regard to the Municipal claim in this connection. On the other hand, efforts are also being made to see if an amicable settlement of the matter can be arrived at between the parties.

42. The total number of pupils on rolls in Municipal Schools on 31st March 1930 was 51,710. The total expenditure incurred by the Schools Committee from the School Fund during the year 1929-30 was Rs. 29,68,294-8-10; subtracting from this, the expenditure on Grants-in-Aid, Public Libraries and other Items\*, which do not form part of the expenditure on Municipal School children, we get Rs. 27,55,653-11-1, as the net expenditure on Municipal School Children. Dividing this figure by the total number of children on 31st March 1930, we obtain Rs. 53.3 as the figure of expenditure per head of pupil in the year 1929-30. The average expenditure per pupil in the year 1928-29 was Rs. 56.6.

\*The following are the items which do not form part of the expenditure on Municipal School children:—

	Rs.	a.	p.
Grant-in-Aid to Primary Schools .. .. .	1,91,270	7	0
Superintendent of Aided Schools and his Establishment .. .. .	10,705	15	6
Free Reading Rooms and Libraries .. .. .	10,664	7	3
	2,12,640	13	

It might also be stated here that the figure of average expenditure per pupil during the year under report is the lowest obtained since the year 1920-21. The fact bears out the statement made elsewhere in this report that a policy of consistent and watchful economy was followed throughout the year under report and that all the avenues of possible retrenchment were explored. It must be noted however, that to a certain extent there is a temporary factor (as explained in the following para) that has contributed partially to this decrease in the figure of expenditure per head of pupil.

The number of pupils at the beginning of the year under report was only 49,659; owing to the recurrence of riots and also on account of the disturbed situation created by the mill strikes, etc., the number of pupils did not increase for a part of the year and rose rapidly towards the end of the year. The number of pupils at the end of the year being larger than the actual average number of pupils throughout the year, the expenditure per head of pupil has worked out to be a little less than what it would have otherwise been. It is, therefore, very likely that under ordinary circumstances even in spite of all efforts made for retrenchment and economy, it might not be possible to maintain in future years the expenditure per pupil at such a low figure as that obtained for the year under report.

43. It will not prove un-interesting to note how the figure of Rs. 53.3 was distributed under the main heads of expenditure. The following table will show the distribution:—

Head of Expenditure.	Expenditure.			No. of pupils.	Expenditure per pupil.
	Rs.	a.	p.		Rs.
1. Pay of Teachers .. .. .	18,13,088	7	9	51,710	35.1
2. Pay of Servants .. .. .	88,065	9	0	51,710	1.7
3. Rent & Repairs .. .. .	4,65,386	15	11	51,710	9.0
4. Furniture .. .. .	5,196	6	6	51,710	0.1
5. Supdts. and their Estt. .. .. .	70,660	9	5	51,710	1.4
6. Medical Inspection .. .. .	30,862	1	0	51,710	0.6
7. Census .. .. .	22,363	2	0	51,710	0.4
8. Pension & Provident Fund .. .. .	1,40,186	8	0	51,710	2.7
9. Contingencies and Miscellaneous.	1,19,843	15	6	51,710	2.3
Total Rs. .. .. .	27,55,653	11	1	51,710	53.3

If we also take into account the expenditure on the Schools Committee's Head Office in calculating the expenditure per pupil, the above figure of 53.3 will have to be increased to 54.5 as the expenditure per pupil on the Committee's Head Office, during the year under report was Re. 1.2.

44. A statement showing the expenditure per pupil incurred by the Committee under the various heads every year from 1924-25 to 1929-30, is given below to facilitate comparison:—

Item of expenditure.	Year 1924-25.	Year 1925-26.	Year 1926-27.	Year 1927-28.	Year 1928-29.	Year 1929-30.	Average annual cost per pupil during the whole period from 1924-25 to 1929-30.
	Total expenditure Rs. 22,30,926. No. of Pupils on roll on 31-3-25, 37,816. Cost per pupil Rs. 58.	Total expenditure Rs. 23,77,648. No. of Pupils on roll on 31-3-26, 43,063. Cost per pupil Rs. 55.2.	Total expenditure Rs. 28,65,883. No. of Pupils on roll on 31-3-27, 47,087. Cost per pupil Rs. 60.9.	Total expenditure Rs. 28,05,149. No. of Pupils on roll on 31-3-28, 50,249. Cost per pupil Rs. 55.7.	Total expenditure Rs. 28,65,990. No. of Pupils on roll on 31-3-29, 49,659. Cost per pupil Rs. 57.7.	Total expenditure Rs. 28,16,125. No. of Pupils on roll on 31-3-30, 51,710. Cost per pupil Rs. 54.5.	
	Rs.	Rs.	Rs.	Rs.	Rs.	Rs.	Rs.
1. Pay of Teachers .. ..	40.8	35.9	35.3	35.3	37.5	35.1	36.7
2. Pay of Servants .. ..	1.8	1.5	1.6	1.6	1.7	1.7	1.6
3. Rent and Repairs .. ..	10.9	11.2	10.6	9.7	9.7	9.0	10.2
4. Furniture .. ..	0.4	0.2	0.8	0.4	0.1	0.1	0.3
5. Supdts. and their Estts. ..	1.3	1.5	1.4	1.4	1.4	1.4	1.4
6. Medical Inspection .. ..	0.6	0.6	0.6	0.6	0.7	0.6	0.6
7. Census .. ..	....	0.5	0.6	0.5	0.5	0.4	0.4
8. Pension and Provident Fund ..	....	0.5	5.8	2.8	2.6	2.7	2.4
9. Contingencies and Miscellaneous	2.0	2.3	3.2	2.5	2.7	2.3	2.5
	57.8	54.2	59.9	54.8	56.9	53.3	56.1
Schools Committee's Office ..	1.2	1.0	1.0	0.9	1.1	1.2	1.1
Total Rs.	59.0	55.2	60.9	55.7	58.0	54.5	57.2

45. The figure of expenditure per pupil varied in the Marathi, Gujarati and Urdu Schools. The following statistics will illustrate this fact :—

Schools.	Expenditure for the year 1929-1930. (Annas & Pies excluded.)	No. of pupils on roll on 31st March 1930.	Expenditure per pupil.
	Rs.	Rs.	Rs.
Marathi and Tamil Schools ..	16,11,359	31,595	51.
Gujarathi Schools .. .. .	6,12,511	10,942	55.9
Urdu Schools .. .. .	5,31,782	9,173	57.9
Total Rs.	27,55,652	51,710	53.3

A further sub-division of the total expenditure per pupil on several items of expenditure is given below :—

Heads of expenditure.	Cost per pupil Marathi Schools.	Cost per pupil Gujarati Schools.	Cost per pupil Urdu Schools.
Pay of Teachers .. .. .	33.5	37.91	37.24
Pay of Servants .. .. .	1.6	1.81	2.05
Rent and Repairs .. .. .	8.6	8.98	10.37
Furniture .. .. .	0.1	0.01	0.02
Superintendents and their Establishment .. .. .	1.3	1.35	1.38
Medical Inspection .. .. .	0.6	0.59	0.60
Census .. .. .	0.4	0.43	0.43
Pension and Provident Fund ..	2.8	2.71	2.71
Contingencies and Miscellaneous ..	2.1	2.16	3.16
	51.0	55.9	57.9

The figures of expenditure per head of pupil on the three sides for the year 1928-29 were as follows :—

	Rs.
(1) Marathi and Tamil Schools .. .. .	53.7
(2) Gujarathi Schools .. .. .	61.7
(3) Urdu Schools .. .. .	60.7

46. The Schools Committee were upto now drawing every month one-twelfth share of the total annual Budget Grant sanctioned by the Corporation for the Committee's expenditure. This procedure was found by experience to lead to the accumulation of some amounts in the hands of the Committee, owing to the fact that there are some amounts which have to be spent only in the last month of the Official year (e.g. the amount of Rs. 2 lacs for Grant-in-Aid to be paid to Aided Schools and the Municipal Contribution towards Provident Fund). In order that large amounts may not accumulate in the hands of the Committee and that such amounts may not lie without earning interest, it was resolved by the Corporation under their Resolution No. 7666, dated the 28th November 1929, that the Schools Committee should draw as much amount as is sufficient for their purposes once every month or even more than once in a month based on the estimated expenditure of each quarter. The Resolution has been brought into force from 1st April 1930, i.e., from the beginning of the official year 1930-31.

## VI. GENERAL PROGRESS.

47. The year under report, was an year of steady progress throughout. A good many reforms in the direction of an efficient working of the department were considered and those introduced in the previous years were properly developed, with the result that the internal working of the schools and the Department

is steadily improving. It is proposed to give in the following paragraphs an account of some of the efforts made by the Schools Committee for improvement of the internal working of the Department, and for developing those activities which were started in the previous years.

48. The Boy Scout Movement in Municipal Schools continued its activities unabated during the year. The late Dewan Bahadur A. K. Pai, the District Commissioner of the Municipal Scouts, resigned his office in January 1930. The Committee, therefore, recommended that Prof. V. G. Rao, B.A., LL.B., (Cantab.), Bar-at-Law, O.A., J.P., Assistant District Commissioner, should be appointed as District Commissioner and Mr. A. B. Vaidya, B.A., LL.B., Solicitor, as Assistant District Commissioner. In compliance with the wishes of the Committee the Provincial Commissioner has issued the respective warrants. The number of Scouts and Cubs has increased to some extent as will be seen from the following figures :—

	No. at the end of 1928-1929.	No. at the end of 1929-1930.
Cub Packs .. .. .	24	27
Cubs .. .. .	764	720
Troops .. .. .	32	39
Scouts .. .. .	858	1,169
Scout and Cub Masters .. .. .	42	59
Total Scouts and Cubs .. .. .	1,622	1,889

Some important items of the activities of the Scout Movement are given below :—

- (1) The Annual Rally together with the Handicrafts Exhibition of articles prepared by Scouts and Cubs, was held on 7th April 1929 in the premises of the Gilder Tank School. Mr. H. P. Mody, M.A., LL.B., presided and opened the Exhibition. Prizes were distributed to those who had prepared the best exhibits.
- (2) The Scout Day (1st October) was celebrated at two places.
- (3) The Armistice Day was celebrated on the 11th November 1929 in the Imamwada Urdu School.
- (4) The Scouts and Scoutmasters rendered useful services in the National Baby and Health Week Exhibition, in the Annual Sports and Handicraft Exhibition of the Municipal Schools and to the All India Women's Conference on Social and Educational Reform. The authorities of the conference have spoken highly of the discipline, efficiency and untiring willingness to work on the part of Scouts and Scoutmasters.
- (5) 25 Troops and Packs took their Scouts and Cubs on Camps and Excursions at several interesting places.
- (6) Special Training Classes for Scout Training were organised by the Scout Organiser in November 1929 at which about 100 teachers (who promised to work in an honorary capacity) were trained. Out of them only 49 were awarded Certificates and some of them have actually started new Troops and Packs.
- (7) A Patrol Leaders' Training Camp was held by the Scout Organiser at Worli for 3 days.
- (8) In all, 284 Home Saving Safes, kindly lent by the Central Bank of India, were distributed among the Scouts and Cubs for encouraging thrift and many of them have opened their accounts in the Bank.
- (9) The Scout and Cubmasters organised with great pains a Variety Entertainment with a view to collect funds for providing Scout Uniforms free of charge to poor Scouts and Cubs. The Variety Entertainment took place on 1st March 1930 and an amount of over Rs. 1,300 was collected. It is expected that exclusive of expenses which amounted to Rs. 500 an amount of about Rs. 800 will remain as balance for being spent in aid of the poor Scouts. This amount will now be utilised for supplying uniforms to Scouts and Cubs.

- (10) The Annual Camp Fire was held on 2nd February 1930 when Mr. Meyer Nissim, M.A., President of the Corporation, presided.

The Scout Allowance of Rs. 10 per month that was paid to about 31 Scoutmasters was reduced by the Committee to Rs. 5 per month from 1st September 1929. It is, however, necessary to mention here that many of the Scout Teachers who were receiving the allowance preferred to work in an honorary capacity and showed their willingness to forego their allowance. The newly trained teachers have one and all consented to work strictly in an honorary capacity and hence they have helped the Committee to extend this Movement in the Municipal Schools. The Committee have decided that those of the teachers who are working as acting or temporary teachers but who, after receiving Scout training, would work as Scout and Cub Masters in an honorary capacity would be given preference at the time of the confirming of teachers, in the department. The Committee have also sanctioned the supply of uniforms free of cost and also all out of pocket expenses to the Scoutmasters and Cubmasters in view of the fact that some of them are working in an honorary capacity.

Finally, it is necessary to place on record the great loss which the Scout Movement has suffered owing to the death of Dewan Bahadur A. K. Pai, the District Commissioner of Municipal Scouts, which took place on 18th February 1930. He was the soul of the Movement and it was mainly through his inspiration that the Scout Movement made its onward march in the Municipal Schools. The Schools Committee have always appreciated his enthusiasm and zeal for work in this Movement.

49. A good deal of success was achieved in organising and further expanding the Girl Guide Movement in the Municipal Schools during the year under report. It has been mentioned in the last year's report that the Committee had 22 Trained Guiders and 13 Guide Companies and 2 Blue Bird Flocks which were duly registered with the Girl Guide Provincial Headquarters. 44 new teachers were this year trained in the Ranger Cadet Company Class conducted at the Gilder Tank School by the Provincial Trainers and 12 more were trained in the Blue Bird Training Camp specially conducted at Juhu. In addition to this training, several lady teachers interested in Guiding were asked to attend lectures in the Girl Guide Week organised by Miss Barley. Ten Guiders were deputed by the Schools Committee to the All India Guiders' Training Camp held at Ganeshkhind, Poona, at the expense of the Committee which amounted to Rs. 25 per Guider. Mrs. Manoramabai Malandkar, a competent Guider in the service of the Committee, was specially deputed by the Schools Committee to the Girl Guiders' and Teachers' Conference which was held in Ootacamund in June 1929. During the year under report, the number of Companies and Flocks increased by four (in all there now being 13 Companies and 6 Flocks), the reason being that much of the time during the year under report was devoted to the training of the teachers first, with a view to start new companies and flocks. All the Companies and Flocks were inspected from time to time by the Provincial Authorities who expressed their satisfaction at the progress of the Guides and also offered some valuable hints. The Municipal Companies took part in some functions, namely, the Blue Bird Ravel, the Girl Guide Rally of the Bombay Division and the Annual Sports celebrated under the auspices of the Provincial Authorities. It must be mentioned here that some of the Municipal Guides and Blue-birds won prizes and distinction in these general competitions.

The enrolment of Patrol Leaders took place for the first time which may be marked down as an epoch in the history of the Girl Guide Movement in Municipal Schools. The First Girl Guide Rally of the Municipal School Guides was celebrated by the Committee on 14th December 1929 when Mr. J.B. Bomon-Behram, Chairman of the Schools Committee, presided. The Rally was a huge success. The Municipal Guiders also rendered excellent assistance for about a week to the Reception Committee of the All India Women's Conference which was held in Bombay and the work of the Guiders was much appreciated by Lady Dorab Tata, Chairman of the Committee.

50. A small Library containing literature on Guiding has been maintained at the Gilder Tank School for the use of the Guiders and it is well taken advantage of by them. During the year under report, Mrs. Shuffi C. Tyabji, J.P., Member of the Committee, continued to be the District Commissioner of the Municipal Girl Guides. The work of organising the Movement and of inspecting the Companies and Flocks and attending to their wants was growing heavier day by day. The Committee, therefore, selected in September 1929, Mrs. Manoramabai Malandkar, who was already working as a Drill and Guide Teacher under the Committee, to work as a part-time organiser for the Municipal Girl Guides. In Mrs. Malandkar, the Committee have an able and experienced Guider. However the question of making Mrs. Malandkar a full time Organiser and relieving her of her duties as Drill and Guide Teacher is under the consideration of the Committee. The Schools



Committee's best thanks are due to the authorities of the Provincial Headquarters for the help rendered by them from time to time in training our Guiders and by giving all necessary advice on every occasion. Our thanks are also due to Mrs. Shuffi C. Tyabjee, who at the sacrifice of her valuable time, has done so much for the expansion of this Movement in the Municipal Schools. Mrs. Malandkar's work has been praised both by the Provincial Authorities as well as by Mrs. Tyabji.

51. During the year under report, no new films were added to the stock of films of the previous year. However, two sets of new slides consisting of 40 slides each on (1) Earthquakes and Volcanoes and (2) Historical places in Maharashtra, were purchased. A contrivance to adapt the Magic Lantern to show film-slides has also been purchased. The work was carried on with the films and slides already in stock as well as with those kindly lent by the Government Deputy Educational Inspector for Visual Instruction. Mr. D. K. Ghanekar, Assistant Superintendent, Aided Schools, gave 52 lectures to about 46 schools. He was for some time acting as Superintendent of the Marathi Schools and hence for about a couple of months, he could not spare sufficient time to Visual Instruction as such. Mr. A. A. Noorbhoy, Deputy Superintendent of the Urdu Schools, delivered 70 Lectures to the Gujarati and Urdu Schools. As the Cinema Films are all old and have been frequently exhibited in schools, they are becoming less attractive and it is necessary for the Committee to purchase new films and slides. There is also a necessity of buying some up-to-date Machinery for projection. Our Visual Instructors are also preparing some films of Topical interest which are expected to be ready next year.

52. Six new Handicraft Centres were opened during the year under report, one at Fergusson Road Marathi Boys' School, another at the Parel Marathi Boys' School and 4 in Girls' Schools, exclusively for girls, thus bringing the total number of such Centres to 19. At present, 16 Handicraft teachers are conducting 19 Handicraft Centres. The Handicraft Class at the Chandanwadi Gujarathi School was closed but the same was transferred to the Girgaum Marathi School, where, it was thought, it would be more useful. In the year 1928-1929, 3,011 pupils from 26 schools received instruction in this subject. At the end of the year 1929-1930, 3,630 boys and 537 girls from 27 Boys' Schools and 7 Girls' Schools respectively received instruction in Handicrafts. The following table gives the number of schools and pupils receiving such instruction :—

Kind of Schools.	No. of Schools.	No. of pupils.
Marathi Boys' Schools .. ..	13	2,080
"    Girls'    "    "    "	4	328
Gujarathi Boys'    "    "    "	5	1,039
"    Girls'    "    "    "	1	140
Urdu    Boys'    "    "    "	9	511
"    Girls'    "    "    "	2	69
	34	4,167

The instruction imparted in the Handicraft Classes covers a wide range of subjects including paper-folding, paper and card-board modelling, flower-making, fancy paper work, fretwork, woodwork, wire-work, canework and clay-modelling. Considerable progress is noticed in woodwork and fancy paper work. Tailoring has been introduced in the Naigaum Marathi Boys' School very recently. Bookbinding is taught at the Foras Road School, where a Cutting Machine costing Rs 825 was recently supplied. Instruction in book-binding is obtained by 45 students and in canework by 45 pupils at the Foras Road Centre and in weaving by 118 boys in the Madanpura Centre. The total expenditure incurred on all the Handicraft Centres amounted to Rs. 4,258. There is a growing demand day by day for the teaching of handicraft which is greatly appreciated by the people. It has also been decided to open a class for teaching the art of "Composing and Printing" to the boys and preparations for equipping the class at the Foras Road School are already in progress.

53. An exhibition of the articles prepared by boys and girls in the handicraft classes and also in the Sewing classes in Girls' Schools was opened in the Gilder Tank School on 30th November 1929 under the presidentship of Mr. J. B. Bomon-Behram, Chairman of the Schools Committee. The exhibition was quite a success and it is interesting to note that

a net amount of Rs. 798 was realised out of the sale of the articles exhibited. These articles were prepared by boys and girls out of the materials supplied by the committee at its expense and the sale proceeds were, therefore, credited to the Committee's funds as a part recoupment of the amount spent on materials and equipment.

54. The Committee has been maintaining, under the supervision of Mr. H. V. Kamat, who is Supervisor of Drawing and Handicrafts, a store in the compound of the Lord Harris School Building where all old and damaged articles, capable of being repaired are repaired by carpenters (specially maintained for the purpose) for being re-supplied to schools. The store serves a double purpose. Not only is the staff engaged for repairing the articles collected at the Store only, but it is also utilised in spare time for manufacturing new articles of furniture required for schools, i.e., benches, stools, black-boards, boxes, time-table frames, shelves, show-cases, etc. The articles turned out in the Committee's workshop are made of wood of a good quality and doubtless last longer than those prepared and supplied by the contractors.

The workshop, therefore, not only saves a lot of money by repairs work, but is able to manufacture articles of furniture in spare time. As a result of the policy of strict economy followed during the year, new furniture worth only Rs. 5,000 was purchased during the year under report and it was possible to effect substantial savings in the expenditure on furniture. Otherwise, the demands of individual schools were met with by a re-shuffling of the articles in other schools. The workshop turned out 45 entirely new articles at a cost of about Rs. 995. Smaller articles of school equipment such as picture frames, open shelves, dumb-bell stands, stools, etc. prepared during the year in the workshop numbered 76. The expenditure incurred on the Workshop for wages paid to the maistries, carpenters, etc. maintained for repairs and other work amounted to Rs. 1,780. The cost of wood and other materials came to about Rs. 580. Thus the total expenditure incurred for the workshop came to Rs. 2,360 only. The Workshop is, no doubt, benefitting the Committee to a large extent.

55. The Rahimtulla Currimbhoy Urdu Training Institute had a total number of 38 pupils distributed in three classes as follows :—

		Vernacular Final Class	..	..	..	..	19
The R. C. Training Institute.		First Year Junior Class	..	..	..	..	10
		First Year Senior Class	..	..	..	..	9
							38
					Total	..	38

18 candidates of the V. F. Class appeared for the V. F. Examination out of whom 15 were successful in the examination which was held on 10th March 1930. The Junior Class was examined in the 1st week of November 1929 and the Annual Examination of the Senior Class was held in the 1st week of October 1929. 9 candidates appeared for the examination in the Junior Class and they were all promoted to the Senior Class. 10 candidates appeared for the Senior Class examination out of whom 5 were successful. The regular Senior Class is again commenced from the last week of November 1929. During the year under report, five lady teachers were given each a stipend of Rs. 20 per month and 4 from the V. F. Class, a scholarship of Rs. 5 per month each. The Institution is progressing satisfactorily on the whole.

During the year under report, the post of the head of the Institute which was vacated by the retirement of Mr. Khwaja Gulamul Hasnain, who conducted the Institute for about 5 years, was filled by the temporary appointment of Mr. M. H. Israeli, a scholar of Urdu and Persian. The selection was made from a number of applications received in response to an advertisement. A well qualified lady capable of conducting the Institute was not available on the grade salary fixed, namely Rs. 180-5-220 per month and hence the appointment of a male person had to be made. To the post of the 1st Assistant of the Institute fallen vacant on account of the death of Mr. Abdullakhan Vazirkhan, was promoted Miss Najibunnissa (in the grade of Rs. 145-5-195) who was so far the 2nd Assistant. Mrs. Mahedi Begum, Headmistress, Nizampura Girls' School and a 2nd Year Trained lady, was appointed to act in the 2nd Assistant's post, pending the selection and appointment of a better qualified lady candidate to the post.

56. Three new Municipal-owned School Buildings were constructed during the year under report—(1) The Foras Road School Building, (cost Rs 107, Municipal-owned School Buildings. 583), (2) the Walpakhadi School Building, (cost Rs 17,413) and (3) a semi-permanent School Building at Dharavi Kumbharwada (cost about Rs. 3,000). A small function for the formal opening of the Foras Road School Building was held under the presidentship of Mr. J. B. Baman-Behram, the then Chairman of

the Schools Committee. The Foras Road Marathi Boys' and Girls' schools were shifted to the Foras Road Building from 1st October 1929, the Walpakhadi Gujarati Boys' School was located in the Walpakhadi Building from June 1929 and the Dharavi Kumbharwada Gujarathi Boys' School in the semi-permanent School Building at Dharavi in November 1929. The last named School Building was constructed in November 1929 at a cost of Rs. 3,000 from the school Fund, specially because the school used to meet in a Zaoli hut. There was no building available in the Kumbharwada locality at Dharavi on account of the fact that the population there which consisted of potters only were residing in temporary huts. The Committee have also approved plans and estimates for the construction of (1) a semi-permanent building on Bhawanishankar Road, costing about Rs. 26,000 and (2) the Rahimtulla Currimbhoy School Building at Nalbandki Wadi, Mahim, to be constructed at a cost of Rupees one lakh, which amount has been given as a donation by the late Sir Currimbhoy Ibrahim to the Corporation for the construction of a school. The work of construction of both these buildings will shortly be taken in hand and the two buildings will be completed very soon. The Committee have also under their consideration the construction of a building during the next year on the Suparibaug Road plot which has not been taken up in hand for want of funds, though the plans and estimates of that building have long since been approved by the Corporation.

57. The seven Local Committees for the seven wards of the City which were appointed in the year 1927-28, continued to function satisfactorily during the year under report. All these Committees hold regular meetings almost every month at which suggestions from various Members for the improvement of the Municipal and Aided Schools and the teaching imparted therein are discussed and forwarded to the Schools Committee for consideration. The attendance at the Local Committee meetings has been fair on the whole and the Members of the Local Committees have shown keen interest in the working of the schools in their respective wards. Some of the Local Committees have been doing propaganda work. The Committee at the request of the B Ward Local Committee, sanctioned an amount of Rs. 100 for such propaganda work by that Committee. The Schools Committee is very thankful to all the Local Committees for the valuable work done by them during the year under report. A conference of the Members of all the Local Ward Committees was arranged by the F Ward Local Committee to meet on Sunday, the 24th November 1929 at which several resolutions were passed and they have all been forwarded by the Conference for action to the Corporation who in turn have forwarded those resolutions to the Schools Committee for report.

58. The Committee received a few donations in the shape of money, books, slates, pencils, etc., for the benefit of the Municipal Schools during the year under report. Some of the residents of the Kandewadi locality offered valuable books and Cupboards worth more than Rs. 500 to the Kandewadi Gujarati Boys' School, for a Children's Library. A similar donation of a cupboard and books was received from the residents of Matunga (to be placed in the Matunga Gujarati Girls' School) in memory of Bai Yashodabai Trivedi, the late headmistress of the school who rendered valuable services to the school and the locality. The Municipal Corporation on the recommendations of the Committee accepted two more donations from the Bai Gulabbai Haribhai Shah Memorial Committee. The first donation of Rs. 5,000 was offered and accepted on condition that the Kalbadevi Gujarathi Girls' School of which Bai Gulabbai H. Shah was the headmistress for a number of years, should be named as "The Municipal Kalbadevi Gulabbai Gujarati Girls' School" and that this name should appear on the signboard of the school as well as in the records of the said school and of the Schools Committee. The second offer of donation was from the same Committee. It consisted of an amount of Rs. 1,000 to be kept as a Trust Fund in the hands of the Schools Committee on condition that the Trust Fund should be named as "Bai Gulabbai Haribhai Shah Prize Fund" and that the interest accruing on that amount every year should be distributed as prizes to the first girls of the uppermost standards of all the Municipal Gujarati Girls' Schools in the name of Bai Gulabbai H. Shah, the retired headmistress of the Kalbadevi Gujarati Girls' School. The amount of the first donation, namely, Rs. 5,000 received by the Committee was transferred to the General Municipal Funds whereas the amount of the latter donation remains with the Committee as a Trust Fund to be utilised in the manner indicated.

Another donation of a very generous nature was also received from Mr. Narayanrao Anant Desai Topiwalle, a prominent merchant of Bombay. The donation was in shape of slates, pencils, exercise books, mirrors, etc., costing more than a thousand rupees in all. The donor wished that the articles should be distributed to poor and deserving pupils attending Municipal Schools on the Anniversary Day of his deceased mother. The donation was accepted and arrangements made to distribute the same as desired. The Committee's best thanks are due to all these Donors.

59. During the year under report, the Committee revised the grades of salaries of the following officers and servants :—

Certain grades of salaries revised.	Former Grade Rs.	Revised Grade. Rs.
Superintendents of Municipal Schools.	270-10-380 p.m.	300-20-400 p.m.
Peons attached to Schools .. ..	22- $\frac{1}{2}$ -27	20-1-27
Hamals .. ..	20- $\frac{1}{2}$ -24	

The grade salary of the Vernacular Final Teachers was, after a long deliberation, fixed by the Corporation at Rs. 40-1-65 p.m. from 1st April 1929, the old grade being Rs. 40-1-60 p.m.

60. The proposal of the Corporation to discontinue the payment of Pension Contributions to Government on behalf of certain primary School Teachers under the Schools Committee which was pending consideration from the year 1927 was approved by Government, under G. R., E.D., No. 4231 of 8th July 1929 with effect from 1st April 1929. Thus the hardships to which those teachers under Government Pension Rules were subjected owing to the disadvantages existing under the Government Pension Rules as compared with the Municipal Pension Rules, were removed once for all.

61. The Annual Sports for the year 1929-30, took place in January 1930, and the Final Annual Sports. Prize Distribution Ceremony for the same was held in April 1929 under the presidentship of Sir Chimanlal H. Setalvad, Kt., B.A., LL.B.. An amount of Rs. 1,500 was spent in giving prizes to the winners.

62. No Teachers' Conferences were held during the year under report as it was resolved by the Committee that such Conferences should be held triennially. Teachers' Conferences. It was found by experience that holding Conferences every year for all the three sides required a lot of time, energy and expense and that it would be better to hold a Conference for only one side every year, so that each side may have a turn in rotation every third year.

63. There are at present 3 Libraries for the Municipal Teachers of the 3 sides and 8 Free Reading Rooms and Libraries for the public including (1) the Haji Esmail Haji Yusuf Khatri Free Reading Room and Library and (2) the Free Reading Room and Library for Ladies which has also a Circulating Library for Mahomedan ladies attached to it. The Ladies' Free Reading Room and Library was removed from Girgaum Back Road to Charni Road near the junction of Charni Road and Girgaum Back Road as it was thought that the new premises would be somewhat central for ladies. Two of the other Libraries at Dadar Kumbharwada and Tardeo Bridge were shifted, on the recommendations of a Sub-Committee, to Agripada and Kamathipura localities respectively, as there was a greater demand for such libraries in those localities compared with the other localities. A large number of new books was also supplied to each Library during the year under report.

64. The Safety First Association which was started with a view to impart instruction to school children in the causes of street accidents and the ways to avoid them, was not able to do much work during the year under report. The Safety First Association. It is intended to shortly train the required number of teachers in Safety First, for imparting instruction to the children for which negotiations are going on with the Police Commissioner and the Railway Authorities.

65. Owing to the percentage of trained teachers in the Marathi Boys' Schools being far less than the required percentage of trained teachers, namely, 60, the Committee after obtaining the sanction of the Corporation and negotiating with the Director of Public Instruction, decided to open a First Year Training Class in Bombay for the untrained teachers working in the Marathi Boys' Schools. The facilities afforded by Government Training Colleges at Poona and Dhulia for training the Vernacular teachers are found to be inadequate to our needs inasmuch as out of a total number of 801 teachers in the Marathi Boys' Schools, only 357 are trained and the remaining 444 untrained. The Committee were, therefore, very anxious to provide some means by which the untrained teachers in the service of the Committee could be

trained. A scheme by which the teachers could work for 3 hours in schools and attend the Training Class for 2½ hours and finish the course of the First Year Training Certificate Examination within a period of two years was, therefore, framed and approved of. The Director of Public Instruction was good enough to promise that the Training Class would be recognised by Government. The Training Class has actually been opened and the regular work has begun from July 1930.

66. A discussion was going on for a long time in the Standing Committee and the Corporation that the powers and duties of the Schools Committee mentioned in the Municipal Act and the Bye-laws relating to the Schools Committee were ambiguous so far as certain powers exercised by the Schools Committee were concerned and that, therefore, certain Sections of the Act and the Bye-laws of the Committee required to be amended. The Corporation had also appointed under their Resolution No. 9570 of 9th December 1926, a Committee to consider whether the constitution of the Schools Committee was not required to be revised in view of the large responsibilities entrusted to the Committee, both administrative and financial. The Schools Committee were requested to submit their own proposals in the matter. The Schools Committee accordingly framed and submitted to the Committee appointed by the Corporation, a statement showing the amendments in the Act and Bye-laws and also additions and alterations, necessary to be made under the present circumstances.

Another important change was also contemplated to be made in the Constitution of the Schools Committee. Mr. Husseinally Rahimtulla, a Member of the Corporation and also of the Bombay Legislative Council, introduced in the Legislative Council a Draft Bill to further amend Section 39 of the Municipal Act, relating to the election, retirement, etc., of the Members of the Schools Committee, so as to revise the Constitution of the Schools Committee on the lines of Sections 43 to 49 of the City of Bombay Municipal Act. The Draft Bill was generally approved by the Corporation and Government were informed accordingly. Subsequently, the Bill has passed into a law. The main changes introduced are:—(1) the election of an altogether new Schools Committee after each General Election of the Corporation and (2) the retirement of 8 out of the 16 Members at the end of the official year.

67. The question of the revision of the Curriculum of studies of the Municipal Schools was seriously taken up for consideration by the Committee during the year under report. The questions of introducing the Shift System, reduced hours of Instruction for Infants and 1st Standard Classes and such other allied subjects were also considered and the following were the main principles approved by the Committee for immediately being given effect to:—

- (1) That only 17 hours' instruction per week is sufficient for children in the lower classes, *i.e.*, in the infant and 1st Standards.
- (2) That the Shift System should be tried as an experiment for Infants and 1st standard classes only.
- (3) Recruitment of new teachers should be made from such applicants as have special qualifications for teaching special subjects like Drawing, Drill, Music, etc.
- (4) A cadre for part-time teachers to be appointed for the lower standards should be formed.
- (5) There should be co-education for boys and girls of the Infant and 1st standard classes and such classes should be placed under competent lady teachers.
- (6) The principle of teaching "English" in all Upper Primary Schools for a few hours a week was approved. A suitable course of studies is being prepared for the purpose.
- (7) That moral instruction should be imparted in all classes and in all the Marathi and Gujarati Schools at least for 15 minutes every day. (In the Urdu Schools, half an hour is already devoted for teaching of the Koran).
- (8) That the ordinary teachers should be trained to teach special subjects like Drill, Drawing, Music, Handicrafts and for this purpose, regular classes for training ordinary teachers in these subjects should be held.

Some of these changes have been already introduced by now while others are to be shortly introduced.

As regards the general curriculum of studies, it was decided to obtain thereon the views of some educationists with suggestions, if any.

68. The Curriculum in Music was thoroughly considered by a Sub-Committee of the Schools Committee at the request of Dr. Mrs. Shukhtankar who had all along shown keen interest in improving the tone of instruction in Music imparted in Municipal Schools. Prof. V. N. Bhatkhande, B.A., LL.B., the Music Expert, was very kind enough to revise the course after actually seeing the work of the Music Teachers. The Committee approved of the revised course being introduced wherever Music was taught in Schools. The Committee's best thanks are due to Prof. Bhatkhande for the valuable advice given by him in the matter.

69. The Retrenchment and Reforms Officer appointed by the Corporation scrutinised during the year under report, each and every item of expenditure of the schools and departments under the control of the Schools Committee and submitted an exhaustive report to the Retrenchment and Reforms Enquiry Committee, appointed by the Corporation under their Resolution No. 3004, dated the 4th July 1929. At the first meeting of the Retrenchment Committee of the Corporation, it was agreed that the Schools Committee should bring down their annual expenditure so that the cost of education per child per annum would come to Rs. 50 as against Rs. 56.6 for the year 1928-29. At the second meeting of the Retrenchment Committee, the exhaustive report of the Retrenchment Officer was considered but it was decided to refer the whole report to the Schools Committee for their opinion. The Schools Committee accordingly held two Special Meetings in April 1929 at which the detailed report of the Retrenchment Officer was considered very carefully and the views of the Committee were submitted to the Retrenchment Committee. Among the various suggestions that were accepted by the Committee were the following :—

- (1) The standard of 30 pupils per teacher was accepted and that the number of permanent teachers in the department should not exceed this proportion.
- (2) That a 'floating staff' should be kept as the standard of 30 pupils per teacher cannot be put into practice at once. All teachers who are not permanent will be relegated to the 'floating staff'.
- (3) That there should be combined classes for boys and girls for Infants and 1st Standard.
- (4) That the Shift System should be tried to effect economy.
- (5) That the poorly attended classes should be either closed or amalgamated with the neighbouring schools.
- (6) That fixed contingencies paid to schools every month and extraordinary contingencies incurred on sundry items should be reduced by framing new rules of assigning monthly contingency allowances.
- (7) That new rules for the regulation of admission of pupils in schools should be laid down so as to restrict the admission only at the beginning of each school term.
- (8) That efforts should be made to reduce the amounts of rents paid for school premises as there was a general fall in the rentals almost in the whole of the City.

The Committee did not, however, agree with the Retrenchment Officer's suggestion that grades of pay for teachers who would be taken as new recruits hereafter should be reduced.

The Corporation have very recently considered the above recommendations of the Schools Committee, together with the recommendations of the Retrenchment and Reforms Officer and have approved of the recommendations of the Schools Committee, excepting that of retaining the present grades of salaries for new recruits.

\* \* \* \* \*

#### VII.—THE STAFF.

70. There were a few changes in the staff of the Superintendents during the year under report. Owing to the retirement of Mr. B. R. Manerikar, Superintendent, Aided Schools and Special Attendance Officer, from 7th July 1929, Mr. C. L. Bakshi, B.A., L.T., Assistant Superintendent, Aided Schools, was appointed in his place and Mr. D. K. Ghanekar, B.A., L.T., Assistant Superintendent, Municipal Marathi Schools, was transferred to the Aided Schools Department from 3rd September 1929 in place of Mr. C. L. Bakshi. Mr. G. M. Vaidya, M.A., S.T.C., Deputy Superintendent, Municipal Marathi Schools, was promoted to the post of Mr. D. K. Ghanekar, as Assistant Superintendent. With a view to effect retrenchment,

The Superintendents and their offices and the Medical Inspection Staff.



the Committee decided to keep the post of Deputy Superintendent of the Marathi Schools vacant for six months from October 1929 to March 1930, and to appoint an additional Supervisor (grade Rs. 130-10-180) instead. Mr. N. G. Sambhus, one of the senior Headmasters, was selected by the Committee and appointed temporarily to the post of a Supervisor. After six months, the position was reconsidered by the Committee with the result that the post of the Deputy Superintendent of the Municipal Marathi Schools was abolished from 1st April 1930 and instead a new permanent post of a third Supervisor on Rs. 130-10-180 plus Rs. 30 C. A. per month was sanctioned by the Committee with effect from 1st April 1930 and Mr. N. G. Sambhus, who was appointed to the temporary post of a Supervisor in October, was confirmed in the new permanent post from 1st April 1930.

Mr. Manibhai Pragji Desai, Supervisor of the Gujarati Schools, retired from service from 11th November 1929 owing to superannuation and the Committee appointed from 27th January 1930, Mr. Naranlal Maneklal Bhatt, (Matric and 2nd Year Trained), Headmaster, Bhuleshwar A. V. School, as Supervisor, *vice* Mr. Manibhai. Mr. Manibhai P. Desai had put in a long and meritorious service in the Department and by his retirement the Committee were deprived of the very able services of a competent officer. Mr. Mahomed Umar, M.A., who was appointed as a temporary Supervisor last year for the Aided Schools, was confirmed, during the year under report, in the new post of a Supervisor created for the Aided Schools and Census Departments.

There was no change in the staff of the Medical Inspectors. Dr. G. V. Kher, Medical Inspector having retired, his post was not permanently filled up but Dr. V. R. Bhoosrath, Assistant Medical Inspector, was appointed from 1st April 1929 to act in the vacancy. The post of Dr. V. R. Bhoosrath, Assistant Medical Inspector, was kept vacant as a scheme for the re-organisation of the Medical Inspection Department was under the consideration of the Committee.

71. Owing to increase of clerical work, two more clerks were added to the clerical staff of the Marathi and Gujarati Superintendents' offices.

72. The following table gives the number of visits paid by the Superintendents and their staff to the schools under their charge :—

Name of Officer.	Designation.	No. of Visits paid.	REMARKS.
1. Mr. N. G. Limaye, B.A., L.T.	Supdt., Marathi Schools .. ..	155	
2. „ D. K. Ghanekar, B.A., L.T.	Asstt. Supdt., Marathi Schools .. ..	81	Was transferred to the Aided Schools Department from 3rd September 1929.
3. „ G. M. Vaidya, M.A., S.T.C.	Asstt. Supdt., Marathi Schools .. ..	316	
4. „ S. B. Pendurkar .. ..	Supervisor, Marathi Schools .. ..	346	
5. „ L. G. Girme .. ..	Do. .. ..	410	
6. „ N. G. Sambhus .. ..	Do. .. ..	283	Appointed temporary Supervisor from October 1929.
7. Mrs. Shantabai Kashalkar, B.A.	Asstt. Lady Supdt., Marathi Schools .. ..	271	
8. Miss Pachuben Khote, B.A.	Supervisor, Marathi Schools .. ..	410	
9. Mr. H. G. Anjaria, M.A., LL.B.	Superintendent, Gujarati Schools .. ..	348	
10. „ Manibhai P. Desai .. ..	Supervisor, Gujarati Schools .. ..	130	Retired from 11th November 1929.
11. „ Naranlal M. Bhatt .. ..	Do. .. ..	58	Was appointed from 27th January 1930 in place of Mr. Manibhai P. Desai.
12. Miss S. Dallas, M.A. .. ..	Asstt. Lady Supdt., Gujarati Schools .. ..	294	Was on leave from 1st April 1929 to 3rd May 1929.

Name of Officer.	Designation.	No. of Visits paid.	REMARKS.
13. Mr. A. R. Bhaiji, B.A. .. ..	Superintendent, Urdu Schools .. ..	285	
14. „ A. Noorbhoy, B.A. .. ..	Deputy Supdt., Urdu Schools ... ..	341	
15. Mrs. Fatma Begum .. ..	Asstt. Lady Supdt., Urdu Schools .. ..	555	
16. Mr. B. R. Manerikar, B.A. .. ..	Supdt., Aided Schools .. ..	44	Retired from 7th July 1929.
17. „ C. L. Bakshi, B.A., L.T. .. ..	Do. .. ..	262	Confirmed as Superintendent from 1st October 1929.
18. „ D. K. Ghanekar, B.A., L.T. .. ..	Asstt. Supdt., Aided Schools .. ..	128	Transferred to Aided Schools Dept. from 3rd September 1929. On P. L. for 20 days.
19. „ Mahomed Umar, M.A. .. ..	Supervisor, Aided Schools .. ..	360	Joined from 4th September 1929 and confirmed from 1st October 1929.
20. „ H. V. Kamat .. ..	Supervisor of Drawing and Handicrafts.	475	

73. The total number of ordinary teachers decreased to 1,891 during the year, as no additional teachers were either appointed or confirmed and no vacancies were filled in, owing to the fact that the Committee have adopted new rules for the distribution of teachers according to the number of pupils and their attendance in each school, a detailed mention of which has already been made in para. 69, Chapter VI. The Retrenchment and Reforms Committee of the Corporation which scrutinised the expenditure of the Committee in details, had also recommended to the Corporation that the Committee should be authorised to maintain a total number of teachers which must in no case exceed the number arrived at by dividing the total number on rolls of all the schools by 30, *i.e.*, to say 1 teacher for every 30 pupils on rolls and no more. At the request of the Schools Committee, the Corporation has recently resolved to allow the Committee to maintain a staff of *permanent* teachers at the rate of 1 teacher for 30 pupils on rolls and over and above this number, a floating staff equal to 10 per cent. of the permanent staff. In order to adjust the whole staff of teachers in conformity with the Committee's new Readjustment Rules and the decision of the Corporation on the Retrenchment and Reforms Committee's recommendations about maintaining a particular number of teachers only, the Committee thought it advisable not to make any new appointments or fill any post permanently with the result that the total number of teachers actually working in the department was reduced to 1,877. In the first half of the year under report, even leave vacancies were not filled and teachers were shifted from one place to another according to the requirement of each school. Consequently, there was some dislocation of staff and some disturbance of class work. All this, however, had to be done to reduce the annual expenditure of education per pupil which according to the Retrenchment Committee's recommendations, has to be brought down from Rs. 56.6 (1928-1929) to Rs. 50 per pupil per annum.

At the end of the year, there were on the rolls 51,710 pupils. The following table gives the number of teachers :—



Statement showing the number of Teachers actually working in the Department on 31st March 1930.

Side.	Total No. of posts of teachers on 31-3-1930.				Total No. of teachers actually working on 31-3-1930.			
	Permanent.	Temporary, Provisional or Probationary.	Vacant due to death, resignation, retirement or forfeiture.	Total.	Permanent.	Temporary, Provisional or Probationary.	On vacant posts.	Total.
Marathi Boys' Schools	719	63	19	801	719	63	7	789
Marathi Girls'	281	34	..	315	281	34	..	315
Gujarati Boys'	215	..	12	227	215	..	12	227
Gujarati Girls'	130	5	6	141	130	4	6	140
Urdu Boys'	236	..	40	276	236	..	39	275
Urdu Girls'	95	..	24	119	95	..	24	119
Tamil	9	2	1	12	9	2	1	12
				1,891				1,877

Percentage of Trained Teachers—Marathi Boys' Schools.	44.5
"    "    "    "    "    Girls'    "	66.0
"    "    "    "    Gujarati Boys'    "	62.9
"    "    "    "    "    Girls'    "	77.3
"    "    "    "    Urdu Boys'    "	43.1
"    "    "    "    "    Girls'    "	16.8
"    "    "    "    in all the schools taken together.	51.6

*Number of teachers on 31st March 1929.*

Side.	Trained.			Untrained.			Total.		
	Males.	Females.	Total.	Males.	Females.	Total.	Males.	Females.	Total.
Marathi .. ..	353+ 1 Guj.	208	561+ 1 Guj.	469	116	585	822*+ 1 Guj.	324†	1,146+ 1 Guj.
Gujarati .. ..	149	112	261	86	24	110	235†	136	371
Urdu .. ..	118	15	133	154	104	258	272	119	391
Tamil .. ..	..	..	..	11	..	11	11	..	11
Total .. ..	620+ 1 Guj.	335	955+ 1 Guj.	720	244	964	1340+ 1 Guj.	579	1,919+ 1 Guj.

\* Out of 822, 13 temporary teachers were relieved on 1st April 1929.

† Out of these 235, 6 provisional teachers were relieved from 1st April 1929.

‡ Out of 324, 5 temporary teachers were relieved on 1st April 1929.

*The classification of teachers as they stood on 31st March 1930, according to their qualifications is given below:—*

Qualifications.	Marathi Schools.		Gujarati Schools.		Urdu Schools.		Tamil Schools.		Total Schools.	
	Males.	Females.	Males.	Females.	Males.	Females.	Males.	Females.	Males.	Females.
3rd Year Trained‡ .. ..	102	99	50	66	38	1	..	..	190	166
2nd " .. ..	134	54	42	14	32	1	..	..	208	69
1st " .. ..	121	55	51	20	49	18	..	..	221	102
Total Trained [ .. ..	357	208	143	109	119	20	..	..	619	337
Qualified .. ..	115	41	39	..	49	14	..	..	194	55
Vernacular Final* .. ..	315	25	27	4	51	14	..	..	303	41
Non-Vernacular Finals .. ..	7	38	18	28	49	73	..	..	74	139
Other Tamil, Untrained, etc. .. ..	..	..	..	..	..	..	12	..	12	..
Total Untrained .. ..	437	104	75	32	149	99	12	..	673	235
Graduates .. ..	4	..	..	..	1	..	..	..	5	..
Matrics .. ..	3	..	9	..	7	..	..	..	19	..
Other English Qualified .. ..	..	3	..	..	..	..	..	..	..	3
Total English Qualified .. ..	7	3	9	..	8	..	..	..	24	3
GRAND TOTAL .. ..	801	315	227	141	276	119	12	..	1,316	575
									GRAND TOTAL	1,891

The above tables will show that there was a fair percentage of Trained Teachers in the Municipal Schools, except on the Urdu Girls' Side.

74. The number of Special Teachers and their classification is given in the following table :—

Subject.	Marathi and Tamil Schools.		Gujarati Schools.		Urdu Schools.		Total.	
	Boys' Schools.	Girls' Schools.	Boys' Schools.	Girls' Schools.	Boys' Schools.	Girls' Schools.	Boys' Schools.	Girls' Schools.
Drawing and Manual Training .. .. .	12	5	7	3	7	2	26	10
Drill and Scouting .. .. .	*10½	5	6	3	6	2	22½	10
Music .. .. .	3½	8	2	5½	..	..	5½	13½
Telugu Music .. .. .	1	..	..	..	..	..	1	..
Sewing .. .. .	..	18	1	7	..	9½	1	34½
Knitting .. .. .	..	..	..	..	..	..	..	..
Koran Teaching .. .. .	..	..	1	1	4	..	5	1
Hindi .. .. .	1	(He also works part-time in Gujarati Schools)					1	..
Weaving .. .. .	..	..	..	..	½	..	½	..
Montessorie .. .. .	..	1	..	1	..	..	..	2
Telugu .. .. .	1	..	..	..	..	..	1	..
English Teachers .. .. .	..	8	2	6	..	..	2	14
Total .. .. .	29	45	19	26½	17½	13½	65½	85
							Grand Total 150 ½.	

\* One of the Drill and Scoutmasters works as half-time only and acts as Scout Organiser for half time.

The total number of peons, hamals, call-boys, etc., employed in the Schools was 323 on 31st March 1930.

The total staff under the Schools Committee on 31st March 1930 was, therefore, as follows :—

	No. of persons.
The Secretary .. .. .	1
Office Superintendent and the Superintendent of Accounts .. .. .	2
The Superintending Staff .. .. .	16
The Supervisor of Drawing and Handicrafts .. .. .	1
The Medical Inspection Staff .. .. .	5
The Dental Officers (Part-time) .. .. .	2
The Junior Census Officer .. .. .	1
The Scout Organiser .. .. .	1
Headmaster, R. C. Training Institute and Assistants .. .. .	3
Lady Librarian of the Ladies Library .. .. .	1
Haji Ismail Haji Yusuf Khatri Library staff .. .. .	1
Staff of the Furniture Store .. .. .	3

Clerical staff of the Secretary's Office .. .. .	25
Peons .. .. .	9
Clerical staff of the Offices of the Superintendents, Medical Inspectors, Census Department, etc. .. .. .	29
Peons .. .. .	34

## The staff in schools :—

Teachers (Ordinary) .. .. .	1,891
„ (Special) .. .. .	151
Peons, Hamals, Call-boys, Custodians, Malis, etc. .. .. .	323

Grand Total ..	2,499
----------------	-------

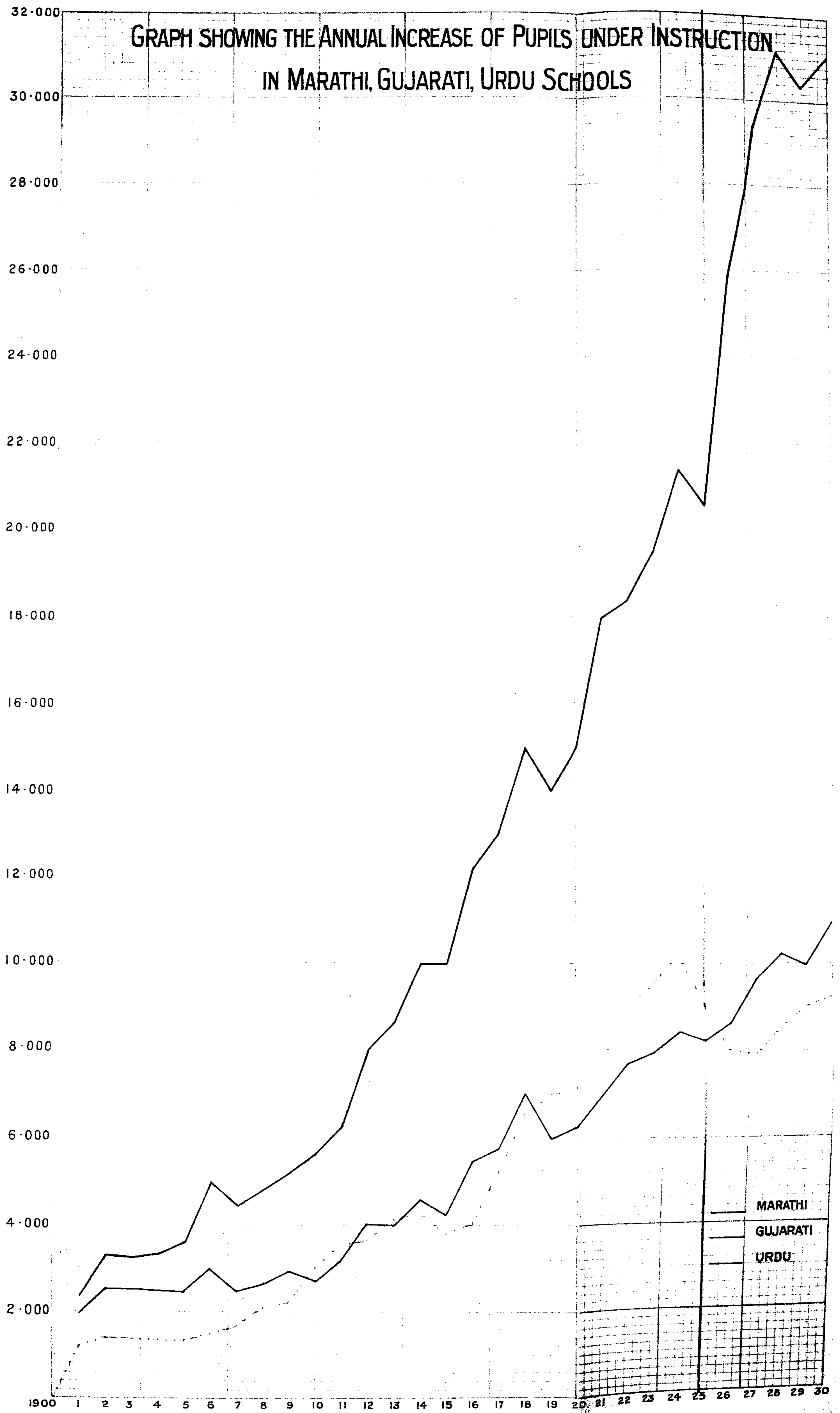
75. There were 16 cases of deaths of school teachers and menials and they were due mostly to fevers, pneumonia and other diseases. 7 teachers retired during the year: most of the teachers who were dead or retired had put in a long and faithful service and some of them had risen to be heads of schools.

Lastly, it would not be out of place to mention the valuable work done by the Committee's Office staff, the Superintending and Medical Inspection Staff, the Census Office, the Supervisor of Drawing and Handicrafts, the Dental Officers and the teachers both ordinary and special. The Committee appreciate very much the co-operation of the Executive in matters of administration which were brought before them from time to time.

THE SCHOOLS COMMITTEE'S OFFICE,  
Bombay, 31st August 1930.

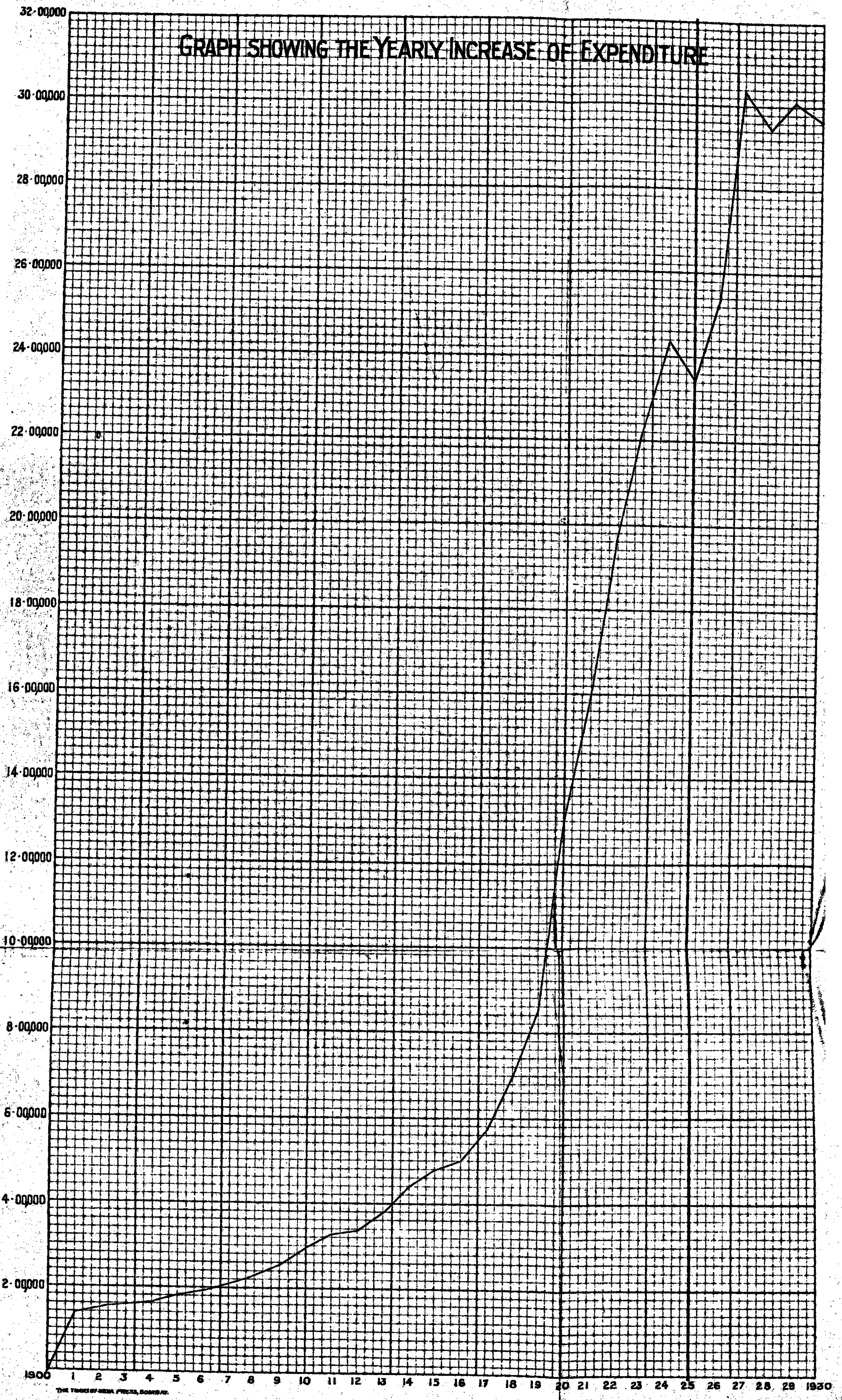
R. V. PARULEKAR,  
Secretary, Schools Committee.

# GRAPH SHOWING THE ANNUAL INCREASE OF PUPILS UNDER INSTRUCTION IN MARATHI, GUJARATI, URDU SCHOOLS





# GRAPH SHOWING THE YEARLY INCREASE OF EXPENDITURE





**Appendix A.**  
Statement of Income and Expenditure of the "School Fund" for the year 1929-30.

RECEIPTS.		EXPENDITURE.	
	Rs. a. p.	Rs. a. p.	A.—Schools.
1. Balance on 1st April 1929 .. .. .	2,77,185 7 7		
<i>Less—Amount sent to the Municipal Commissioner, as per Corporation Resolution No. 7666 of 28th November 1929 .. .. .</i>	<i>1,71,628 7 7</i>	1,05,557 0 0	
2. Fees from Municipal Schools .. .. .		13,577 13 0	
3. Contribution from General Municipal Fund .. .. .		31,12,660 0 0	
4. Government Grant-in-Aid towards Building .. .. .		.....	
5. Interest on Trust and Endowment Fund and Deposits .. .. .		13,664 5 9	
6. Miscellaneous Receipts .. .. .		3,072 7 2	
7. Pension Fund Subscription from the employees .. .. .		13,783 15 0	
			Rs. a. p.
			1. Headmasters and Teachers .. .. .
			2. Servants .. .. .
			3. Rent of School Premises .. .. .
			4. Class Books .. .. .
			5. School Furniture .. .. .
			6. Prizes .. .. .
			7. Contingencies and Miscellaneous —
			A. Scholarships in Schools .. .. .
			B. Visual Instructions .. .. .
			C. Boy Scout and Girl Guide Movements in Municipal Schools .. .. .
			D. Municipal Sports Week .. .. .
			E. Miscellaneous Accounts .. .. .
			8. Stipends to students under training .. .. .
			9. Superintendents and their Establishment .. .. .
			10. Grant-in-Aid to Primary Schools .. .. .
			11. Teachers Library and Museum .. .. .
			12. Medical Inspection .. .. .
			13. Superintendent, Aided Schools, and his Establishment .. .. .
			14. Census Establishment .. .. .
			15. Free Reading Rooms and Libraries :—
			A. Public Reading Rooms .. .. .
			B. Library for Ladies .. .. .
			16. Pension, Gratuity and Compassionate Allowance .. .. .
			17. Municipal Contributions towards Provident Fund .. .. .
			B.—Buildings.
			1. Repairs to Municipal Buildings .. .. .
			Balance on 31st March 1930 .. .. .
Total Rs. ..		32,62,315 8 11	Total Rs. ..
			32,62,315 8 11

313

THE SCHOOLS COMMITTEE'S OFFICE,  
Bombay, 1st July 1930.

S. M. PALEKAR,  
Superintendent of Accounts.

R. V. PARULEKAR,  
Secretary, Schools Committee.

## Appendix B.

### Balance Sheet of the "School Fund" for the year 1929-30.

LIABILITIES.		Rs. a. p.	Rs. a. p.	ASSETS.			
Deposit Account .. .. .			8,979 15 3	Imperial Bank of India Paper Deposit Account.	Rs.	Rs. a. p.	Rs. a. p.
Unclaimed Wages Deposit Account .. .. .			3,758 8 0	1. Trust Fund Investment Securities—			
Harkisondas Brijlal Prize Fund—				3½ per cent. Government Loan (1842-43) .. .. .	37,300		
Principal .. .. .	600 0 0			3½ per cent. Government Loan (1954-55) .. .. .	3,000		
Interest .. .. .	28 8 0		623 8 0	3½ per cent. Government Loan (1900-01) .. .. .	13,000		
Dr. Blaney Prize Fund—				3½ per cent. Government Loan (1885) .. .. .	1,000		
Principal .. .. .	1,900 0 0			3½ per cent. Government Loan (1879) .. .. .	1,000	55,500 0 0	
Interest .. .. .	86 12 0		1,366 12 0	5 per cent. Indian War Loan (1929-47) .. .. .	2,900		
Madhavdas Raghunathdas Prize Fund—				5 per cent. Tax Free Loan (1945-55) .. .. .	22,300	25,200 0 0	
Principal .. .. .	500 0 0			6 per cent. 10 Year Bonds (1932) .. .. .		12,200 0 0	
Interest .. .. .	17 8 0		517 8 0	4 per cent. Bombay Municipal 24½ Lacs Loan (1943) .. .. .	1,000		
Jivkore Lallubhai Scholarship and Prize Fund—				4 per cent. Bombay Municipal 70 Lacs Loan (1974) .. .. .	20,000	30,000 0 0	
Principal .. .. .	3,000 0 0			6 per cent. Bombay Municipal 100 Lacs Loan (1954) .. .. .		85,000 0 0	
Interest .. .. .	110 0 0		3,110 0 0	4 per cent. Port Trust Bonds .. .. .		28,500 0 0	
Bachubai S. Bengali Prize Fund—				1 Share of the Ahmedabad Commercial Mills Co., Ltd.		1,000 0 0	
Principal .. .. .	1,200 0 0			Face value ..		1,85,400 0 0	1,85,400 0 0
Interest .. .. .	51 14 0		1,251 14 0	2. Surplus Cash Investment Securities—			
Lady Hardinge Prize Fund—				3½ per cent. Government Loan (1900-01) .. .. .	5,000		
Principal .. .. .	1,800 0 0			3½ per cent. Government Loan (1842-43) .. .. .	6,200	11,200 0 0	
Interest .. .. .	85 12 0		1,685 12 0	3. Securities from Contractors—			
R. S. Taki Scholarship and Prize Fund—				3½ per cent. Government Loan (1879) .. .. .	3,000		
Principal .. .. .	1,100 0 0			3½ per cent. Government Loan (1842-43) .. .. .	1,500	4,500 0 0	10,801 0 0
Interest .. .. .	76 2 0		1,176 2 0			2,01,100 0 0	at cost.
War Loan Prize Fund—							
Principal .. .. .	3,800 0 0						4,500 0 0
Interest .. .. .	198 4 0		3,998 4 0				2,01,100 0 0
Rambhabei Laldas Prabhudas Endowment Prize Fund—						At Face value.	At Book value.
Principal .. .. .	10,000 0 0			Chief Accountant, Bombay Municipality, Deposit Account re: Provident Fund Investment .. .. .			10,41,350 10 11
Interest .. .. .	150 0 0		10,150 0 0	Central Bank of India Limited, Deposit Account—			
Parmanand Raja Endowment Fund .. .. .			13,800 0 0	12 months at 5 per cent. .. .. .			84,000 0 0
Bai Vaibhai Vallabhdas Scholarship Endowment Fund .. .. .			29,000 0 0	Eastern Bank Limited, Deposit Account—			
Nagardas Raghunathdas Scholarship Endowment Fund—				6 months at 5½ per cent. .. .. .			30,000 0 0
Principal .. .. .	23,000 0 0						
Interest .. .. .	150 0 0		23,150 0 0				
Navalbai Beghunathdas Scholarship Fund—							
Principal .. .. .	2,800 0 0						
Interest .. .. .	182 9 7		2,982 9 7	(a) Advance to officials:			
Madhavrao Rokde Endowment Fund .. .. .			27,500 0 0	Secretary, Schools Committee .. .. .	130 0 0		
N. G. Welinkar Scholarship Fund—				Superintendent, Marathi Schools .. .. .	85 0 0		
Principal .. .. .	1,100 0 0			" Gujarati Schools .. .. .	40 0 0		
Interest .. .. .	45 14 0		1,145 14 0	" Urdu Schools .. .. .	40 0 0		
Jajrajbhai Peerbhai School Trust Fund .. .. .			2,300 0 0	" Aided Schools .. .. .	40 0 0		
				Class Supervisors .. .. .	20 0 0		





**Appendix C.**

The number of pupils in Municipal and Aided Schools according to their races was as under:—

Race.	1929-1930.			1928-1929.		
	Municipal.	Aided.	Total.	Municipal.	Aided.	Total.
Jews .. .. .	324	497	821	354	380	734
Europeans and Eurasians .. .. .	3	..	3	..	..	..
Portuguese and Indian Christians .. .. .	542	428	970	458	407	865
Hindus .. .. .	39,145	7,330	46,475	37,594	6,631	44,225
Mahomedans .. .. .	9,790	6,519	16,309	9,766	5,868	15,654
Budhists .. .. .	..	2	2	..	..	..
Parsis .. .. .	313	3,811	4,124	305	3,836	4,141
Sikhs and Others .. .. .	1,019	1	1,020	947	1	948
Jains .. .. .	574	..	574	235	..	235
Total .. .. .	51,710	18,588	70,298	49,659	17,143	66,802

THE SCHOOLS COMMITTEE'S OFFICE,  
Bombay, 6th September 1930.

R. V. PARULEKAR,  
Secretary, Schools Committee.

## Appendix D.

### THE PROGRESS OF PRIMARY EDUCATION IN BOMBAY.

#### A.—Under the Joint Schools Committee.

Year.	No. of Schools.	Increase or decrease as compared with previous year.	No. of Pupils.	Increase or decrease as compared with previous year.	Expenditure on salaries of teachers and servants.	Expenditure on rent.	Total expenditure including miscellaneous expenditure.	Increase or decrease as compared with previous year.
					Rs.	Rs.	Rs.	Rs.
*1899-01	62	.....	6,134	+ .....	45,000	19,000	81,861	+ .....
†1908-09	102	+ 40	10,314	+ 4,180	1,35,931	58,422	1,54,888	+ 73,027
					(Approximately).			

\* Being the first year of the Joint Schools Committee.

† Being the last year.

#### B.—Under the (Municipal) Schools Committee from year to year.

1910-11	127	+ 13	13,255	+ 1,696	.....	.....	3,30,890	+ 42,696
1911-12	142	+ 15	15,861	+ 2,606	1,84,249	76,560	3,38,263	+ 7,373
1912-13	160	+ 18	16,746	+ 885	.....	.....	3,78,088	+ 39,825
1913-14	174	+ 14	18,846	+ 2,100	2,31,086	1,02,701	4,37,815	+ 59,727
1914-15	179	+ 5	18,046	- 800	2,52,901	1,14,618	4,77,963	+ 40,148
1915-16	183	+ 4	21,669	+ 3,623	2,65,460	1,20,192	5,02,173	+ 24,210
1916-17	195	+ 12	23,987	+ 2,318	3,05,155	1,32,913	5,68,398	+ 66,225
1917-18	211	+ 16	28,377	+ 4,390	3,87,829	1,63,197	6,95,243	+ 1,26,845
1918-19	233	+ 22	26,832	- 1,545	4,77,007	1,96,796	8,53,437	+ 1,58,194
1919-20	250	+ 17	28,228	+ 1,396	8,62,026	2,15,809	12,87,211	+ 4,33,774
1920-21	273	+ 23	32,211	+ 3,983	11,01,110	2,37,086	15,86,294	+ 2,99,083
1921-22	298	+ 25	35,062	+ 2,851	12,97,036	2,72,465	19,63,573	+ 3,77,279
1922-23	334	+ 36	36,840	+ 1,778	14,92,310	3,56,536	22,23,892	+ 2,60,319
1923-24	333	- 1	39,987	+ 3,147	16,11,058	4,14,703	24,38,974	+ 2,15,082
1924-25	337	+ 4	37,816	- 2,171	16,08,063	4,08,386	23,46,550	- 92,624
1925-26	343	+ 6	43,063	+ 5,247	16,08,745	4,67,961	25,44,099	+ 1,97,549
1926-27	345	+ 2	47,087	+ 4,024	17,38,553	4,91,356	30,33,991	+ 4,89,892
1927-28	344	- 1	50,249	+ 3,162	18,55,332	4,74,854	29,50,599	- 83,391
1928-29	341	- 3	49,659	- 590	19,46,727	4,76,459	30,12,213	+ 61,614
1929-30	326	- 15	51,710	+ 2,051	18,13,088	4,49,823	29,68,294	- 43,919

THE SCHOOLS COMMITTEE'S OFFICE,  
Bombay, 6th September 1930,

R. V. PARULEKAR,  
Secretary, Schools Committee.

## Appendix E.

*Table showing the grades of salaries of the employees under the Schools Committee, as in force on the 31st March 1930.*

Kind of Employees.	Scale of Salaries.	REMARKS.
<i>Superintending Staff.</i>		
	Rs.	
Superintendents .. .. .	300-20-400 + 50 C.A.	
Medical Inspectors .. . . .	270-10-380 + 50 "	
Assistant Lady Superintendents .. .. .	220-10-270 + 50 "	
Assistant Superintendents .. .. .	220-10-270 + 40 "	
Deputy Superintendents .. .. .	180-10-220 + 40 "	
Assistant Medical Inspectors .. .. .	180-10-220 + 40 "	
Supervisors and Junior Census Officer .. .. .	130-10-180 + 30 "	
Assistant Medical Inspector with qualifications lower than L. M. & S. .. .. .	95-5-120 + 40 "	
Head Clerks .. .. .	150-5-190 .. .. .	
Clerks .. .. .	60-5-150 .. .. .	
<i>Teachers.</i>		
Graduates .. .. .	100-5-150 .. .. .	
Graduates with S. T. C. Diploma .. .. .	125-5-175 .. .. .	
3rd Year Trained, Drill, Drawing, Music and Matriculated English Lady Teachers. .. .. .	70-4-150 .. .. .	Drawing teachers appointed from January 1926 are to get the grade of Rs. 60-3-120.
2nd Year Trained and Sewing Teachers and non-Matriculated English Lady Teachers. .. .. .	60-3-120 .. .. .	Sewing Mistresses to be appointed newly are to get the grade of Rs. 45- $\frac{3}{2}$ -75 per mensem.
1st Year Trained .. .. .	55-2-95 .. .. .	
Qualified .. .. .	55-1 $\frac{1}{2}$ -85 .. .. .	
Untrained .. .. .	{ V. F. Passed .. .. . 40-1-65 .. .. . Unpassed .. .. . 30-1-45 .. .. .	
<i>Lower Service.</i>		
Peons in Office .. .. .	22- $\frac{1}{2}$ -27 .. .. .	
Peons and Hamals (in Schools) .. .. .	20-1-27 .. .. .	

THE SCHOOLS COMMITTEE'S OFFICE,  
Bombay, 6th September 1930. }

R. V. PARULEKAR,  
Secretary, Schools Committee.

## Appendix F.

STATEMENT showing the New Schools opened during the last five years and their progress.

Name of School.	The year when it was opened and the number of pupils on roll at the end of that year and the succeeding years.				
	1925-26.	1926-27.	1927-28.	1928-29.	1929-30.
<i>Marathi Schools.</i>					
DeLisle Road Boys' .. .. .	174	175	263	238	204
Naigaum Road Boys' No. 1 .. .. .	139	180	238	182	331
Ambewady Boys' .. .. .	206	240	255	186	196
Arthur Bridge Boys' .. .. .	311	294	287	227	315
Cadel Cross Road Boys' .. .. .	133	61	56	Closed.	..
Cadel Road No. 2 Boys' .. .. .	30	114	118	143	163
Carol Road Boys' .. .. .	109	75	Amalgamated with De Lisle Rd.	..	..
Curry Road No. 2 Boys' .. .. .	26	51	41	Closed.	..
Dadar Branch Boys' .. .. .	55	50	Amalgamated with Dadar Main School.	..	..
Dadar New Bhawanishankar Road	169	226	240	257	235
DeLisle Road Bridge Boys' .. .. .	54	70	Amalgamated with De Lisle Rd.	..	..
Dharavi Branch Boys' .. .. .	71	88	90	79	78
Dharavi Koliwada Boys' .. .. .	50	140	133	131	113
Garamkhada Boys' .. .. .	102	93	74	64	63 Amalgama- ted with Lal Baug School.
Golanji Hill Boys' .. .. .	186	210	155	158	166
Lady Hardinge Road Boys' .. .. .	78	73	126	100	129
Lower Parel Boys' .. .. .	89	91	Amalgamated with Sun Mill Road.	..	..
Love Grove Road Boys' .. .. .	44	69	Closed.	..	..
Mahim Chunabhathi Boys' .. .. .	118	183	212	205	224
Mahim Mori Road Boys' (Bazar Road) .. .. .	66	62	57	30	49 Closed for want of suffi- cient atten- dance.
Mahim Koliwada Boys' .. .. .	58	59	55	61	70
Matunga Labour Camp Boys' .. .. .	110	133	112	83	93
Matunga Road Boys' .. .. .	48	157	160	144	158
Naigaum Road No. 2 Boys' .. .. .	188	167	130	121	88 Amalgama- ted with Nai- gaum Sch. No. 1.
North Worli Boys' .. .. .	68	244	365	323	277
Parel Government Gate Road Boys' .. .. .	133	167	Closed by the end of 1926-27.	..	..
Parel Tank Road Boys' .. .. .	72	79	53	44	89
Reay Road Boys' (Mazagaum Juna Bazar) .. .. .	108	136	180	190	200
Shivdi Koliwada Boys' .. .. .	50	130	136	109	134
Sun Mill Road Boys' .. .. .	125	146	219	211	206
Lalbaug Boys' .. .. .	181	230	202	174	207
Tulsi Pipe Road Boys' .. .. .	132	Closed.	..	..	..
B. D. D. Chawl DeLisle Road Boys' .. .. .	109	128	175	171	164
DeLisle Road L. P. Boys' .. .. .	87	82	95	76	41 Closed for want of suffi- cient atten- dance.
Lady Jamshedji Road Boys' (Branch) .. .. .	26	Closed.	..	..	..
Curry Road Girls' .. .. .	97	70	96	89	137
Fergusson Road Girls' .. .. .	65	85	106	99	93
Parel Night .. .. .	34	32	39	38	27 Closed for poor atten- dance.
South Shivdi Boys' .. .. .	..	110	135	103	135
Vadala Village Boys' .. .. .	..	18	Opened and closed in the year 1926-27.	..	..
Parel Bhoiwada Cross Road Boys' .. .. .	..	256	276	309	219
Towley Girls' .. .. .	..	27	34	61	62
Dharavi Girls' .. .. .	..	77	62	60	69
Tank Bunder Girls' .. .. .	..	54	90	85	120
Worli Koliwada Girls' .. .. .	..	54	75	78	81

Name of School.	The year when it was opened and the number of pupils on roll at the end of that year and the succeeding years.				
	1925-26.	1926-27.	1927-28.	1928-29.	1929-30.
Dadar Stable Boys' .. .. .	..	..	39	38	24 Closed for want of sufficient attendance.
Love Grove Pumping Station Boys' .. .. .	..	..	42	42	40
DeLisle Road Night .. .. .	..	..	30	30	30
Golanji Hill Girls' .. .. .	..	..	103	73	83
Lalbaug Girls' .. .. .	..	..	79	80	95
Matunga Station Road Girls' .. .. .	..	..	107	128	146
<i>Gujarati Schools.</i>					
Peraj Padamsi Lohana Girls' .. .. .	264	253	231	250	273
Arthur Road Boys' (DeLisle Road No. 2) .. .. .	60	61	Closed.	..	..
Dharavi Kumbharwada Boys' .. .. .	34	32	34	47	48
DeLisle Road Boys' (No. 1) .. .. .	35	56	Closed.	..	..
Jakeria Bunder Boys' .. .. .	14	Closed.	..	..	..
Kalbadevi Hindi School .. .. .	18	Do.	..	..	..
Sankli St. Eng. Ver. Girls' .. .. .	41	50	58	52	51
Dana Bunder Boys' .. .. .	..	60	62	27	27 Closed on account of poor attendance.
Gandevi Boys' .. .. .	..	77	125	158	181
Chandanwadi Boys' (Princess Street) .. .. .	..	39	47	56	50
Jacob Circle Boys' .. .. .	..	68	74	78	50
Kamatipura Bazar Road Boys' .. .. .	..	66	80	80	104
Fort Boys' .. .. .	..	75	75	55	84
Sion Class .. .. .	..	..	22	18	21
Ghodapdeo Class .. .. .	..	..	..	..	33
New Nagpada Class .. .. .	..	..	..	..	24
DeLisle Road Class .. .. .	..	..	..	..	60
<i>Urdu Schools.</i>					
Arthur Road Boys' .. .. .	40	68	60	83	80
Badr Baug Girls' .. .. .	9	35	46	59	40
Padmabai Koran Sharif Boys' .. .. .	..	..	101	105	102
Antop Hill Class .. .. .	..	..	..	..	22
Naigaum Class .. .. .	..	..	..	..	40
Bhawanishankar Road Class .. .. .	..	..	..	..	41
<i>Tamil Schools.</i>					
Dharavi Boys' .. .. .	81	83	117	112	90
" Night .. .. .	132	67	81	88	39
Lower Parel Boys' .. .. .	65	Closed.	..	..	..
Poibavdi Boys' .. .. .	73	88	81	80	89
Matunga Boys' .. .. .	..	26	63	64	80
Dadar Malayalam .. .. .	..	60	84	68	101

THE SCHOOLS COMMITTEE'S OFFICE,

Bombay, 6th September 1930.

R. V. PARULEKAR,

Secretary, Schools Committee.

---

---

**SCHOOLS COMMITTEE'S ADMINISTRATION REPORT**

**FOR**

**1929-30.**

**Appendix G.—(1).**

**List of the Bombay Municipal Schools.**

---

---

## PRIMARY SCHOOLS IN BOMBAY

Annexed to Report

Serial No.	Description.	Name of the School.	Locality.	No. of pupils on roll on 31st March 1930.			Average attendance.	No. of Teachers.				
				Boys.	Girls.	Total.		Males.	Females.	Total.		
<b>WARD</b>												
1	Marathi ..	Colaba Boys' School ..	Colaba Causeway ..	324	58	382	312	13	..	13		
2	" ..	Colaba Night School ..	Colaba Causeway ..	30	..	30	17	2	..	2		
3	" ..	Fort Boys' School ..	Frere Road ..	202	25	227	130	8	..	8		
4	" ..	Crawford Market Boys' School ..	Paltan Road ..	86	13	99	73	4	..	4		
5	" ..	Lord Harri's Boys' School ..	Carnac Road ..	277	..	277	223	11	..	11		
6	" ..	Lord Harri's Girls' School ..	Carnac Road ..	..	130	130	85	..	4	4		
1	Gujarati ..	Fort Boys' School ..	Old Modikhana, Fort ..	64	20	84	45	2	..	2		
2	" ..	Rambhai Girls' School ..	Manordas Street ..	29	50	79	33	..	2	2		
1	Urdu ..	Colaba Boys' School ..	Colaba Causeway ..	59	8	67	57	3	..	3		
2	" ..	Fort Boys' School ..	Old Modikhana ..	78	48	126	76	3	2	5		
<b>WARD</b>												
1	Marathi ..	Madhao Rao Rokde Boys' School ..	Mandvi Koliwada ..	256	..	256	197	8	..	8		
2	" ..	Mandvi Girls' School ..	Mandvi Koliwada ..	..	125	125	81	..	3	3		
3	" ..	Chinch Bunder Boys' School ..	Chinch Bunder ..	152	14	166	127	6	..	6		
4	" ..	Dongri A. V. Boys' School ..	Near Baboolya Tank ..	275	..	275	201	11	..	11		
5	" ..	Dongri Girls' School ..	Near Baboolya Tank ..	..	150	150	116	..	5	5		
6	" ..	Nuttan Dongri Boys' School ..	Jail Road ..	274	52	326	263	13	..	13		
1	Gujarati ..	Abdul Rehman Street Boys' School ..	Abdul Rehman Street ..	32	..	32	29	3	..	3		
2	" ..	Bhendi Bazar Boys' School ..	Banyan Street ..	84	12	96	54	4	..	4		
3	" ..	Mandvi Boys' School ..	Mandvi Koliwada ..	75	..	75	30	2	..	2		
4	" ..	Walpakhadi Boys' School ..	Mazagaon Road ..	134	46	180	105	5	..	5		
5	" ..	J. P. Girls' School ..	Sherif Mansion ..	61	47	108	74	..	3	3		
6	" ..	Mandvi Girls' School ..	Near Carnac Bridge ..	..	87	87	55	..	3	3		
7	" ..	Masjid Bunder Girls' School ..	Masjid Bunder Road ..	8	71	74	55	..	3	3		
8	" ..	Nagdevi Girls' School ..	Nagdevi Street ..	21	137	158	108	..	5	5		
9	" ..	Paraj Padamsi Girls' School ..	Samuel Street ..	..	273	273	198	..	9	9		
10	" ..	Princess Street Girls' School ..	Princess Street ..	..	199	199	139	..	6	6		
1	Urdu ..	Bengalipura Boys' School ..	Carnac Road ..	80	..	80	60	4	..	4		
2	" ..	Inamwada Boys' School ..	Jail Road ..	163	..	163	121	8	..	8		
3	" ..	Jafarbai Rahimtulla School ..	Sundhurst Road ..	145	..	145	106	9	..	9		
4	" ..	Khoja Mohalla Boys' School ..	Khoja Mohalla ..	185	..	185	138	3	..	3		
5	" ..	Kolsa Mohalla Boys' School ..	Kolsa Mohalla ..	72	..	72	50	3	..	3		



WITH DETAILS—MUNICIPAL SCHOOLS.  
for 1929-1930.

Annual Expenditure for the year 1929-30.					Average Expenditure per head.	Result of the IV Standard Certificate Examination.		
Teachers' salaries.	Pay of other servants.	Rent, if any.	Contingencies.	Total.		Appeared.	Passed.	Percentage of passed pupils.
Rs. 8,846	Rs. 495	Rs. 2,056	Rs. 169	Rs. 11,556	Rs. 28	80	23	90
454	....	....	96	550	18	....	....	....
5,841	264	1,440	106	7,453	39	14	13	83
5,081	302	1,085	68	6,486	66	....	....	....
8,670	596	Municipal Building.	214	9,480	39		33	97
4,236	252	Do.	72	4,560	35	7	0	83
1,234	161	1,200	113	2,758	39	1	1	100
1,665	241	1,200	61	8,187	40	8	6	62
1,752	....	668	118	2,533	38	4	4	90
4,49	306	....	119	4,916	39	3	3	100
6,889	438	Municipal Building.	177	7,504	29	16	16	100
2,932	313	Do.	77	3,322	26	3	3	100
4,079	....	2,000	149	6,228	33	12	12	100
16,817	1,101	Municipal Building	266	18,184	62	24	21	87
5,637	268	Do.	89	5,934	39	13	11	87
6,596	95	3,013	166	9,870	30	29	27	93
3,840	....	1,380	192	5,412	....	....	....	....
4,174	29	2,008	145	6,357	64	3	3	100
2,641	161	....	60	2,962	38	7	6	85
2,689	306	420	80	3,495	19	12	7	70
2,763	662	1,920	76	5,323	49	2	2	100
2,384	273	....	69	2,727	31	3	3	100
2,955	224	1,200	60	4,439	59	....	....	..
3,197	311	1,966	74	5,819	37	3	3	100
7,942	510	4,324	130	12,816	46	9	6	66
6,615	553	345	73	10,694	58	13	12	92
3,623	....	1,022	115	4,895	61	4	4	100
4,850	....	....	144	4,994	30	14	10	71
3,733	298	....	116	9,147	63	....	..	....
5,664	40	1,880	145	7,629	41	12	12	199
3,970	....	1,134	122	4,326	53	3	3	100

Serial No.	Description.	Name of the School.	Locality.	Number of Pupils on Roll on 31st March 1930.			Average attendance.	Number of Teachers.		
				Boys.	Girls.	Total.		Males.	Females.	Total.
<b>WARD</b>										
6	Urdu ..	Murghi Mohalla Boys' School..	Memonwada Street ..	58	69	127	90	3	1	4
7	" ..	Nishanpada Boys' School ..	Nishanpada Road ..	70	45	115	92	3	1	4
8	" ..	Padmabai Boys' School ..	Chuekia Street ..	72	30	102	77	4	..	4
9	" ..	Rangari Mohalla School ..	Sarang Street ..	105	..	105	87	3	..	3
10	" ..	Bengalipura Girls' School ..	Carnac Road ..	..	75	75	59	..	3	3
11	" ..	Chhatri Sarang Girls' School ..	Chhatri Sarang ..	..	113	113	72	1	3	9
12	" ..	Khoja Mohalla Girls' School ..	Khoja Mohalla ..	12	68	80	58	..	3	3
13	" ..	Kolsa Mohalla Girls' School ..	Kolsa Mohalla ..	..	106	106	86	..	4	4
14	" ..	Memonwada Girls' School ..	Sandhurst Road ..	..	144	144	112	..	9	9
15	" ..	Rangari Mohalla Girls' School ..	Sarang Street ..	..	104	104	61	..	4	4
<b>WARD</b>										
1	Marathi ..	Dhobitalao Boys' School ..	Princess Street, Naka ..	58	14	72	52	3	..	3
2	" ..	Kalbadevi Boys' School ..	Angre's Wada ..	118	..	118	92	4	..	4
3	" ..	Kalbadevi Girls' School ..	Angre's Wada ..	..	85	85	55	..	3	3
4	" ..	Navi Wadi Boys' School ..	Dady Agary Lane ..	397	12	409	309	14	..	14
5	" ..	Navi Wadi Girls' School ..	Fanas Wadi Lane ..	6	314	320	213	..	12	12
6	" ..	Thakurdwar Boys' School ..	Near Thakurdwar Post Office ..	472	4	476	402	18	..	18
7	" ..	Thakurdwar Girls' School ..	Near Thakurdwar Post Office ..	..	386	386	300	..	14	14
8	" ..	South Girgaum Boys' School ..	Jitekar's Wadi ..	365	..	365	282	15	..	15
9	" ..	South Girgaum Girls' School ..	Jitekar's Wadi ..	..	339	339	236	..	14	14
10	" ..	Suttar Lane Boys' School ..	Suttar Lane ..	130	18	148	122	6	..	6
11	" ..	Suttar Lane Girls' School ..	Suttar Lane ..	2	112	114	92	..	4	4
12	" ..	Nalbazar Boys' School ..	Sandhurst Road ..	173	8	181	135	6	..	6
13	" ..	Parmanand Raja Boys' School..	Kumbarwada near Durga Devi Temple.	175	..	175	130	6	..	6
14	" ..	Durga Devi Girls' School ..	Kumbarwada near Durga Devi Temple.	23	164	187	126	..	5	5
15	" ..	Durgadevi Night School ..	Kumbarwada near Durga Devi Temple.	30	..	30	19	2	..	2
	Gujarati ..	Bhuleshwar A. V. School ..	Above Bhuleswar Market ..	621	..	621	463	22	..	22
2	" ..	Buddhivardhak School ..	Kalbadevi Road ..	295	..	295	221	11	..	11
3	" ..	C. P. Tank Boys' School ..	Thakurdwar Road ..	251	..	251	181	9	..	9
4	" ..	Jestaram Premji A. V. School..	Kumbharwada ..	201	..	201	144	9	..	9
5	" ..	Kapad Bazar Boys' School ..	Shaikh Memon Street ..	307	..	307	205	10	..	10
6	" ..	Lord Harris Boys' School ..	Princess Street ..	359	..	359	262	16	..	16
7	" ..	Nagardas E. Boys' School ..	Gaiwadi ..	421	..	421	293	13	..	13

Annual Expenditure for 1929-30.					Average Expenditure per head.	Result of the IV Standard Certificate Examination.		
Teachers' salaries.	Pay of other servants.	Rent, if any.	Contingencies.	Total.		Appeared.	Passed.	Percentage of passed pupils.
8,297	1,746	....	90	5,385	42	8	3	100
8,811	92	1,320	123	5,848	49	....	....	....
2,298	888	....	60	2,552	33	4	3	75
2,937	....	1,200	112	4,299	40	2	1	50
2,646	224	....	60	2,959	42	....	....	....
4,881	240	1,080	75	6,270	55	....	....	....
1,831	324	1,200	63	3,418	42	1	....	....
1,680	267	....	75	2,022	10	....	....	....
4,870	598	....	85	5,552	33	4	4	100
1,166	294	....	69	1,529	14	....	....	....
3,257	201	1,680	85	5,224	72	....	....	....
4,404	....	1,280	135	5,820	49	13	12	92
8,219	331	1,280	69	4,899	57	4	2	50
9,298	450	3,920	176	18,944	34	32	30	94
11,523	521	4,200	136	16,380	51	30	27	90
11,263	471	7,320	216	21,950	46	71	68	89
14,107	563	....	185	14,945	39	39	33	84
11,998	365	2,940	139	15,417	43	45	44	98
15,532	540	4,588	117	20,765	61	30	26	86
5,537	234	2,178	139	8,118	55	14	13	93
2,587	303	1,012	104	4,008	35	7	7	100
7,358	240	3,480	117	11,695	64	17	17	100
5,708	160	2,190	136	8,162	46	12	11	91
4,741	305	1,720	88	6,854	37	....	....	....
528	..	....	96	624	20	....	....	....
25,537	302	....	254	26,594	43	76	70	92
15,830	256	3,780	115	20,041	71	39	36	97
9,680	253	1,140	63	11,187	44	64	55	85
9,326	254	216	92	10,333	51	29	20	69
12,979	326	2,800	113	16,221	52	41	33	95
14,099	337	5,754	200	20,441	56	47	37	82
12,777	288	3,600	175	16,840	44	68	66	95

Serial No.	Description.	Name of the School.	Locality	Number of Pupils on Roll on 31st March 1930.			Average attendance.	Number of Teachers.		
				Boys.	Girls.	Total.		Males.	Females.	Total.
<b>WARD</b>										
8	Gujarati ..	Nalbazar Boys' School	Bhandari Street ..	318	..	318	224	10	..	10
9	" ..	Princess Street Boys' School	Naka of Princess Street ..	42	8	50	34	2	..	2
10	" ..	Bhuleswar Girls' School	Above Bhuleswar Market ..	..	241	241	164	..	9	9
11	" ..	Bhuleswar L. P. Girls' School	Opp. Bhuleswar Kabutar Khana ..	1	132	133	69	..	3	3
12	" ..	C. P. Tank Girls' School	Thakurwar Road ..	..	147	147	..	..	5	5
13	" ..	Jestaram Premji Girls' School	North Brook Garden ..	..	135	135	75	..	3	3
14	" ..	Kalbadevi Gulabai Girls' School.	Kalbadevi Road ..	..	537	537	362	..	18	18
15	" ..	Kapad Bazar Girls' School	Naka of 1st Ganeswadi ..	..	227	227	132	..	6	6
16	" ..	Nalbazar Girls' School	Nalbazar ..	..	222	222	150	..	6	6
17	" ..	Valbai Girls' School	Dadyseth Agari Lane ..	..	462	462	308	..	15	15
1	Urdu ..	All Umar Street Boys' School	All Umar Street ..	41	14	55	45	2	..	2
2	" ..	Ghogari Mohalla Boys' School	Ghogari Mohalla ..	55	..	55	42	3	..	3
3	" ..	Islampura Boys' School	Islampura ..	80	..	80	75	4	..	4
4	" ..	Khara Talao Boys' School	Khara Talao ..	175	..	175	133	11	..	11
5	" ..	Mutton Street Boys' School	Mutton Street ..	151	..	151	110	4	..	4
6	" ..	Nal Bazar Boys' School	Nal Bazar ..	134	..	134	116	5	..	5
7	" ..	Nizampura Boys' School	Nizampura ..	164	..	164	153	7	..	7
8	" ..	Princess Street Boys' School	Princess Street ..	76	..	76	57	4	..	..
9	" ..	Chimna Butcher Street Girls' School.	Chimna Butcher Street ..	..	127	127	107	..	12	12
10	" ..	Ghogari Mohalla Girls' School	Ghogari Mohalla ..	..	68	68	41	..	4	4
11	" ..	Islampura Girls' School	Islampura ..	..	50	50	34	..	2	2
12	" ..	Khara Talao Girls' School	Khara Talao ..	..	66	66	60	..	3	3
13	" ..	Nal Bazar Girls' School	Nal Bazar ..	..	82	82	61	1	4	5
14	" ..	Nizampura Girls' School	Nizampura ..	..	140	140	74	..	5	5
15	" ..	Princess Street Girls' School	Princess Street ..	..	55	55	43	..	2	2
<b>WARD</b>										
1	Marathi ..	Ranganga Boys' School	Near Valkeshwar Temple. ..	127	36	163	132	5	..	5
2	" ..	Valkeshwar Boys' School	Multan Wadi ..	68	20	88	66	3	..	3
3	" ..	Girgaon Boys' School	Kelewadi Naka ..	532	..	532	433	20	..	20
4	" ..	Girgaon Girls' School	Kelewadi, Naka ..	..	335	335	290	..	16	16
5	" ..	Mugbhat Boys' School	Mugbhat Naka ..	270	..	270	214	10	..	10
6	" ..	Mugbhat Girls' School	Mugbhat Naka ..	6	225	231	167	..	10	10
7	" ..	Kandewadi Boys' School	Shenvi Lane ..	233	16	249	252	11	..	11

Annual Expenditure for 1929-30.					Average Expenditure per head.	Result of the IV Standard Certificate Examination.		
Teachers' salaries.	Pay of other servants.	Rent, if any.	Contingencies.	Total.		Appeared.	Passed.	Percentage of passed pupils.

C—contd.

10,970	468	....	126	10,974	34	34	33	97
2,340	....	930	100	3,370	67	....	....	....
9,874	555	....	116	10,545	43	16	11	63
2,396	323	675	95	3,490	26	....	....	....
5,154	282	990	79	6,425	43	9	5	55
3,305	329	1,140	98	4,868	36	1	1	100
12,364	856	4,671	246	18,138	53	35	24	69
7,113	314	3,000	134	10,567	46	21	17	80
7,877	500	....	176	8,555	35	4	3	75
18,332	827	3,900	156	23,265	50	....	....	....
1,523	....	600	115	2,238	40	4	3	75
2,652	....	540	118	3,305	60	5	3	60
3,525	....	960	111	4,596	61	5	5	100
7,776	247	1,500	117	11,640	65	6	5	83
5,550	184	1,660	127	5,997	48	2	1	50
2,627	982	1,688	114	3,724	31	10	10	100
3,454	259	1,560	84	10,357	62	11	9	81
3,798	....	1,320	66	5,184	68	6	6	100
5,170	522	114	105	5,911	43	5	4	80
1,793	312	840	72	2,707	45	....	....	....
1,396	282	720	41	2,339	48	....	....	....
229	283	624	69	1,210	18	1	1	100
1,616	1,306	1,200	69	3,192	40	3	3	100
2,623	1,476	1,560	84	5,743	40	4	2	50
1,079	996	....	60	2,135	39	....	....	....

D

4,107	293	1,750	102	6,257	38	19	14	74
2,386	....	1,680	159	4,225	48	7	6	55
14,598	501	4,390	233	19,757	37	71	66	69
16,670	613	3,290	110	20,683	61	39	31	79
7,907	230	2,171	123	10,430	39	26	25	96
8,466	239	2,340	102	11,497	49	18	16	89
8,257	269	2,076	130	11,332	33	43	40	93

Serial No.	Description.	Name of the School.	Locality.	Number of Pupils on Roll on 31st March 1930.			Average attendance.	Number of Teachers.		
				Boys.	Girls.	Total.		Males.	Females.	Total.
8	Marathi ..	Kandewadi Girls' School	Shenvi Lane .. .. .	15	263	288	268	..	10	10
9	" ..	Khetwadi A. V. School	Khetwadi 1st Lane .. .. .	197	..	297	263	14	..	14
10	" ..	Angrewadi Boys' School	Girgaon Back Road .. .. .	212	2	214	188	7	..	7
11	" ..	Angrewadi Girls' School	Girgaon Back Road .. .. .	10	261	270	221	..	9	9
12	" ..	Charni Road Boys' School	Near Prarthana Samaj .. .. .	144	..	144	110	5	..	5
13	" ..	Charni Road Girls' School	Near Prarthana Samaj .. .. .	..	190	190	142	..	6	6
14	" ..	Lamington Road Boys' School	Tribhuvan Terraces .. .. .	448	..	448	368	16	..	16
15	" ..	Lamington Road Girls' School	Tribhuvan Terraces .. .. .	19	438	457	358	..	18	18
16	" ..	Gandevi Boys' School	Near Gandevi Temple .. .. .	303	37	340	267	13	..	13
17	" ..	Gandevi Girls' School ..	Dambar Lane .. .. .	8	174	180	130	..	6	6
18	" ..	Shankar Shet Road Boys' School.	Shankar Shet Road, Grant Road ..	155	16	171	138	6	..	6
19	" ..	Grant Road Boys' School	Chikal Wadi .. .. .	281	..	281	222	10	..	10
20	" ..	Grant Road Girls' School	Chikal Wadi .. .. .	..	257	257	195	8	..	8
21	" ..	West Khetwadi Boys' School	Khetwadi Back Road .. .. .	175	..	175	145	6	..	6
22	" ..	West Khetwadi Girls' School	Khetwadi Back Road .. .. .	..	124	124	80	..	4	4
23	" ..	Mahalaxmi Boys' School	Near Mahalaxmi Temple .. .. .	89	29	118	84	4	..	4
1	Gujarati ..	Gandevi Boys' School	Harvey Road .. .. .	117	64	181	181	6	..	6
2	" ..	Girgaum Boys' School ..	Girgaum Back Road .. .. .	123	..	123	100	7	..	7
3	" ..	Kandewadi Boys' School	Sadashiv Lane .. .. .	199	71	270	204	11	1	12
4	" ..	Kika Street Boys' School	Gulawadi .. .. .	199	..	199	144	6	..	6
5	" ..	Ratansi Mulji Boys' School	Malabar Hill .. .. .	85	43	128	95	5	2	7
6	" ..	Sandhurst Road Boys' School	Sandhurst Road .. .. .	131	24	155	88	4	..	4
7	" ..	Girgaon Girls' School ..	Girgaon Back Road .. .. .	..	160	160	..	5	..	5
8	" ..	Khetwadi Girls' School	Khetwadi 9th Lane .. .. .	3	64	67	35	..	2	2
9	" ..	Kika Street Girls' School	Gulawadi .. .. .	..	214	214	153	..	7	7
10	" ..	S. S. Bengali Girls' School	Karelwadi .. .. .	35	101	136	98	..	7	7
1	Urdu ..	Arab Gali Boys' School	Arab Lane .. .. .	56	44	100	86	3	1	4
2	" ..	Falkland Road Boys' School	Falkland Road .. .. .	75	..	75	63	3	..	3
3	" ..	Karelwadi Boys' School	Karelwadi .. .. .	45	35	80	60	2	1	3
4	" ..	Walkeshwar Boys' School	Dongarsy Road .. .. .	21	3	24	22	2	..	2
5	" ..	Badar Baugh Girls' School	Balaram Street .. .. .	..	40	40	24	..	2	2
6	" ..	Falkland Road Girls' School	Falkland Road .. .. .	..	64	64	59	..	3	3

WARD.

Annual Expenditure for 1929-30.					Average Expenditure per head.	Result of the IV Standard Certificate Examination.		
Teachers' salaries.	Pay of other servants.	Rent, if any.	Contingencies.	Total.		Appeared.	Passed.	Percentage of passed pupils.
10,108	480	3,000	110	13,648	48	20	21	100
17,289	701	Municipal Building.	259	18,249	61	12	13	91
9,017	184	2,100	148	11,391	58	64	50	92
9,346	553	2,440	131	12,469	46	28	28	100
5,958	....	2,870	92	8,920	61	24	19	79
7,680	214	2,350	161	10,435	54	15	15	100
16,854	600	6,000	248	23,202	52	62	57	92
16,025	787	2,700	214	18,989	41	55	48	90
10,052	851	3,348	271	14,025	41	41	41	100
6,137	707	1,420	95	7,959	42	11	11	100
4,826	98	1,480	184	6,586	39	21	21	100
10,081	270	3,020	196	13,570	49	44	44	100
7,224	318	2,815	108	9,965	39	24	22	92
4,041	84	1,600	161	6,786	33	14	14	100
3,456	264	1,920	82	5,122	41	12	10	83
3,167	..	1,500	125	5,092	43	13	11	84
3,816	244	1,500	114	5,674	31	5	6	100
7,369	....	2,207	232	9,808	79	18	16	88
7,101	298	1,710	184	9,324	34	36	36	100
6,857	66	1,800	210	8,934	44	32	32	100
3,333	287	1,284	77	5,642	44	11	10	93
3,700	....	1,560	126	4,986	50	10	9	90
4,098	269	1,980	86	7,093	49	12	9	75
2,215	261	744	81	3,301	67	1	1	100
10,854	576	3,046	131	11,061	51	16	17	94
7,931	4,935	....	482	12,709	93	11	10	90
3,194	294	900	61	4,452	47	4	4	100
4,843	....	1,950	132	6,455	86	6	6	100
2,268	244	1,020	89	3,621	58	....	....	....
1,611	....	513	109	2,238	92	..	....	..
1,194	238	487	61	2,029	50	5	5	100
1,989	....	70	68	2,757	43	2	....	....

D—contd.

Serial No.	Description.	Name of the School.	Locality.	Number of Pupils on Roll on 31st March 1930.			Average Attendance.	Number of Teachers.		
				Boys.	Girls.	Total.		Males.	Females.	Total.
1	Marathi ..	Agripada Boys' School	Vayal Road, Agripada	406	5	411	892	14	..	14
2	" ..	Madanpura Girls' School	Vayal Road, Agripada	..	121	121	90	..	4	4
3	" ..	Byculla Boys' School	DeLisle Road	548	..	548	435	21	..	21
4	" ..	Byculla Girls' School	DeLisle Road	..	142	142	97	..	5	5
5	" ..	Chinchpogli Boys' School	Bawala's Building	387	1	388	288	14	..	14
6	" ..	Chinchpogli Girls' School	Bawala's Building	..	168	168	119	..	4	4
7	" ..	Chinchpogli Night School	Chinchpogli	87	..	87	26	2	..	2
8	" ..	Clarke Road Boys' School	Jacob Circle	108	10	118	89	4	..	4
9	" ..	Towley Girls' School	Near Parsi Statue	..	62	62	54	..	2	2
10	" ..	Duncan Road Boys' School	Upper Duncan Road	202	25	227	179	8	..	8
11	" ..	Ghodapdeo Boys' School	Ghodapdeo	400	..	400	322	15	..	15
12	" ..	Ghodapdeo Girls' School	Ghodapdeo	..	98	98	54	..	3	3
13	" ..	Foras Road Boys' School	Foras Road	478	..	478	377	18	..	18
14	" ..	Foras Road Girls' School	Foras Road	..	61	61	47	..	3	3
15	" ..	Ghodapdeo Night School	Ghodapdeo	48	..	48	37	2	..	2
16	" ..	Victoria Garden Boys' School	Sussex Road	154	34	188	156	6	..	6
17	" ..	Tank Bunder Girls' School	Tank Bunder Road	58	62	120	88	..	4	4
18	" ..	Gildar Tank Boys' School	Gildar Tank	232	..	232	174	8	..	8
19	" ..	Gildar Tank Girls' School	Gildar Tank	2	108	110	99	..	4	4
20	" ..	Kamathipura A. V. School	Kamathipura	248	..	248	191	10	..	10
21	" ..	Kamathipura Girls' School	Kamathipura	..	270	270	218	..	9	9
22	" ..	South Kamathipura Boys' School.	Central Road	289	18	307	234	12	..	12
23	" ..	Mazagaon Boys' School	Mazagaon	361	..	361	296	12	..	12
24	" ..	Mazagaon Girls' School	Mazagaon	..	98	98	62	..	3	3
25	" ..	Mazagaon Old Bazar Boys' School.	Bazar Road	146	54	200	164	8	..	8
26	" ..	Nava Nagpada Boys' School	Nava Nagpada	209	3	212	159	8	..	8
27	" ..	Nana Nagpada Girls' School	Nava Nagpada	..	102	102	86	..	4	4
28	" ..	Tardeo Bridge Boys' School	Near Tardeo Bridge	305	..	305	233	10	..	10
29	" ..	Tardeo Bridge Girls' School	Near Tardeo Bridge	..	121	121	77	..	5	5
1	Gujarati ..	Byculla Boys' School	De Lisle Road	56	23	79	53	3	..	3
2	" ..	Gilder Tank Boy's School	Lamington Road	80	..	80	61	3	..	3
3	" ..	Kamathipura Boys' School	Kamathipura 3rd Lane	151	23	174	8	7	..	7
4	" ..	Kamathipura Bazar Road Boys' School.	Kamathipura Bazar Road	69	35	104	68	8	..	8
5	" ..	Mazagaon Boys' School	Matharpakhadi	55	16	71	45	..	..	3

WARD



Annual Expenditure for 1929-30.					Average expenditure per head.	Result of the IV Standard Certificate Examination.		
Teachers' salaries.	Pay of other servants.	Rent, if any.	Contingencies.	Total.		Appeared.	Passed.	Percentage of passed pupils.
Rs. 10,834	Rs. 614	Rs. 4,110	Rs. 207	Rs. 15,765	Rs. 38	38	35	92
1,704	301	750	66	2,880	24	4	2	50
17,569	1,448	Municipal Building.	363	19,380	36	47	46	98
5,594	387	Do.	84	6,065	43	12	8	68
14,195	611	11,283	210	26,209	71	40	37	90
3,726	230	1,665	86	5,759	35	8	5	62
527	....	....	12	619	18	....	....	....
3,463	....	1,801	163	5,369	40	15	15	100
1,809	113	....	76	1,998	32	....	....	....
5,811	240	2,120	111	8,484	37	9	9	100
12,638	564	1,850	183	15,285	39	21	21	100
2,724	300	350	72	3,446	37	....	....	....
16,056	495	3,780	324	20,655	43	41	37	90
2,558	246	595	476	3,471	57	....	....	....
499	....	....	137	636	17	....	....	....
6,555	....	1,160	185	7,900	42	18	17	94
2,589	271	909	94	3,861	32	6	3	50
8,262	488	Municipal Building.	121	8,871	33	29	28	97
4,558	330	Do.	75	4,761	43	7	6	86
9,660	247	2,104	132	12,343	49	17	17	100
8,308	241	933	106	9,790	36	18	7	54
6,938	227	2,960	141	9,266	30	22	21	95
10,216	521	3,000	151	13,885	38	29	29	100
3,132	276	....	59	3,467	36	3	2	66
5,112	200	1,920	109	7,341	38	17	17	100
5,992	238	4,520	128	10,938	51	24	22	91
4,359	312	....	75	4,746	40	10	8	80
7,954	266	4,060	120	12,400	40	25	25	100
4,384	329	1,300	82	6,095	50	5	4	80
3,046	....	....	129	3,176	40	4	3	75
3,232	247	....	144	3,623	45	13	13	100
3,902	312	1,650	92	5,956	34	15	8	53
2,235	58	600	111	3,005	28	1	1	100
3,476	225	780	91	4,575	64	2	2	100

E

Serial No.	Description.	Name of the School.	Locality.	Number of Pupils on Roll on 31st March 1930.			Average Attendance.	Number of Teachers.		
				Boys.	Girls.	Total.		Males.	Females.	Total.
6	Gujarati .. ..	Byculfa Girl's School .. ..	Khambatta Lane .. ..	58	41	99	80	..	4	4
7	" .. ..	Gilder Tank Girls' School .. ..	Lamington Road .. ..	..	93	93	56	..	8	8
8	" .. ..	Sankli Street English and Vernacular Girls' School.	Agripada .. ..	28	22	50	36	..	2	2
1	Urdu .. ..	De Lisle Road Boys' School No. 1.	De Lisle Road .. ..	88	..	88	72	5	..	5
7	" .. ..	Feras Road Boys' School .. ..	Feras Road .. ..	77	56	123	97	4	1	5
8	" .. ..	Chinchpokli Boys' School .. ..	Chinchpokli .. ..	71	44	115	90	3	1	4
4	" .. ..	Jacob Circle Boys' School .. ..	Jacob Circle .. ..	60	..	60	41	2	..	2
5	" .. ..	Kamathipura Boys' School .. ..	Kamathipura .. ..	42	49	141	102	8	1	4
6	" .. ..	Kamathipura Central Bazar Road Boys' School.	Kamathipura Central Bazar Road..	64	43	107	88	3	1	4
7	" .. ..	Khandia Street Boys' School .. ..	Khandia Street .. ..	249	..	249	186	10	..	10
8	" .. ..	Madanpura Boys' School .. ..	Morland Road .. ..	314	..	314	288	12	..	12
9	" .. ..	Mazagaon Boys' School .. ..	Mazagaon .. ..	152	..	152	123	6	..	6
10	" .. ..	Morland Road Boys' School .. ..	Morland Road .. ..	125	..	125	97	6	..	6
11	" .. ..	Nagpada A. V. School .. ..	Huzria Street .. ..	301	11	312	238	16	..	16
12	" .. ..	Ripon Road Boys' School .. ..	Ripon Road .. ..	114	..	114	91	6	..	6
13	" .. ..	Safrahadli Boys' School .. ..	Ghellaabhai Street .. ..	95	..	95	70	6	..	6
14	" .. ..	Sankli Street Boys' School .. ..	Ripon Road .. ..	95	..	95	70	5	..	5
15	" .. ..	Sankli Cross Street Boys' School	Sankli Cross Street .. ..	42	14	56	40	3	..	3
16	" .. ..	Tank Bunder Boys' School .. ..	Tank Bunder Road .. ..	84	..	84	64	3	..	3
17	" .. ..	Telli Mohalla Boys' School .. ..	Telli Mohalla .. ..	51	..	51	45	2	..	2
18	" .. ..	Temkar Street Boys' School .. ..	Temkar Street .. ..	100	..	100	87	6	..	6
19	" .. ..	Undria Street Boys' School .. ..	Undria Street.. ..	50	..	50	35	2	..	2
20	" .. ..	Victoria Garden Boys' School..	Sussex Road .. ..	44	8	52	42	2	..	2
21	" .. ..	Wadi Bunder Boys' School .. ..	Wadi Bunder .. ..	80	..	80	60	4	..	4
22	" .. ..	Yakoob Street Boys' School .. ..	Yakub Street .. ..	80	..	80	60	4	..	4
23	" .. ..	DeLisle Road Girls' School .. ..	DeLisle Road .. ..	..	70	70	44	..	2	2
24	" .. ..	Jacob Circle Girls' School .. ..	Jacob Circle .. ..	..	52	52	38	..	2	2
25	" .. ..	Khandia Street Girls' School .. ..	Khandia Street .. ..	..	176	176	128	..	8	8
26	" .. ..	Madanpura Girl's School .. ..	Morland Road .. ..	..	115	115	78	..	4	4
27	" .. ..	Mazagaon Girls' School .. ..	Mazagaon .. ..	..	93	93	70	..	3	3
28	" .. ..	Morland Road Girls' School .. ..	Morland Road .. ..	..	56	56	37	..	2	2
29	" .. ..	Nagpada Girls' School .. ..	Nagpada .. ..	..	140	140	104	..	9	9
30	" .. ..	Ripon Road Girls' School .. ..	Ripon Road .. ..	..	70	70	50	1	6	7
31	" .. ..	Safrahadli Girls' School.. ..	Ghellaabhai Street .. ..	..	92	92	61	..	3	3

WARD

Annual Expenditure for 1929-30.					Average expenditure per head.	Result of the IV Standard Certificate Examination.		
Teachers' salaries.	Pay of other servants.	Rent, if any.	Contingencies.	Total.		Appeared.	Passed.	Percentage of passed pupils.
Rs. 2,759	Rs. 258	Rs. 770	Rs. 68	Rs. 3,884	Rs. 39	7	2	28
4,091	309	....	63	4,463	47	13	7	54
1,308	249	....	400	1,948	39	....	....	....
3,374	....	1,370	115	4,809	54	6	5	83
5,448	278	1,868	108	7,200	51	7	5	71
2,627	282	2,336	94	4,344	27	8	0	75
1,608	....	660	126	2,394	39	....	....	....
3,095	240	900	88	4,321	30	3	3	100
3,703	318	1,580	105	5,684	50	5	5	100
9,617	270	3,420	110	13,412	53	13	17	94
1,047	179	....	129	11,432	39	35	22	82
5,301	240	2,040	95	7,680	50	16	13	100
3,972	....	1,620	123	5,715	45	12	12	100
13,807	312	4,200	127	18,946	60	22	18	72
6,495	186	1,224	105	7,990	72	7	7	100
3,241	....	1,500	115	4,856	51	....	....	....
3,998	....	720	113	4,836	51	5	3	60
2,172	....	660	103	2,940	52	....	....	....
4,043	....	1,270	125	5,438	65	3	2	68
1,999	....	900	111	2,920	57	....	....	....
6,328	....	1,000	130	7,456	70	10	10	100
1,632	....	510	115	2,257	45	....	....	....
1,511	....	600	116	2,228	42	....	....	....
....	50	....	123	....	....	....	....	....
4,250	50	1,929	123	5,258	53	....	....	....
1,500	1,704	103	65	3,269	46	2	1	50
1,234	324	160	68	1,834	44	....	....	....
4,974	466	....	103	5,548	31	14	14	100
1,740	284	....	81	2,105	13	3	2	65
1,762	312	720	78	2,972	37	5	4	60
2,064	....	1,623	65	3,555	67	1	1	100
3,848	....	1,340	65	5,263	37	4	4	100
4,900	80	63	66	5,114	73	..	....	....
1,783	311	900	72	3,066	14	1	....	..

E—contd.

Serial No.	Description.	Name of the School.	Locality.	Number of Pupils on Roll on 31st March 1930.			Average Attendance.	Number of Teachers.		
				Boys.	Girls.	Total.		Males.	Females.	Total.

## WARD

32	Urdu ..	Tank Bunder Girls' School	Tank Bunder ..	78	78	58	..	3	3	
33	..	Telli Mohalla Girls' School	Telli Mohalla ..	80	80	48	..	4	4	
34	..	Temkar Street Girls' School	Temkar Street ..	116	116	90	..	6	6	
35	..	Undria Street Girls' School	Undria Street..	91	91	67	..	3	3	
36	..	Wadi Bunder Girls' School	Wadi Bunder ..	65	65	47	..	2	2	
37	..	Yakub Street Girls' School	Yakub Street ..	142	142	98	1	6	7	
38	..	Ripon Road Night School	Ripon Road ..	26	..	26	20	2	..	2
39	..	Telli Mohalla Night School	Telli Mohalla ..	30	..	30	20	2	..	2

## WARD

1	Marathi ..	Ambewadi Boys' School	Ambewadi ..	179	17	196	175	8	..	8
2	..	Arthur Bridge Boys' School	Bavala's Building ..	257	58	315	221	11	..	11
3	..	Dadar Boys' School	Dadar Main Road ..	157	..	157	134	7	..	7
4	..	Dadar Girls' School	Dadar Main Road ..	5	201	206	168	..	10	10
5	..	Golanji Hill Boys' School	Golanji Hill Road ..	208	18	216	166	8	..	8
6	..	Golanji Hill Girls' School	Golanji Hill ..	..	83	83	52	..	3	3
7	..	Hajee Ismail Hajee Alanna Boys' School.	Antop Hill ..	58	21	77	62	3	..	3
8	..	Jakaria Bunder Boys' School	Jakeria Bunder Road ..	97	16	113	90	5	..	5
9	..	Kalachauki Boys' School	Kalachauki ..	154	54	208	178	7	..	7
10	..	Lalbag Boys' School	Near Jam Mill ..	208	4	207	174	8	..	8
11	..	Lalbag Girl's School	Near Jam Mill ..	..	95	95	56	..	3	3
12	..	Matunga Labour Camp	Labour Camp ..	62	31	93	59	4	..	4
13	..	Matunga Road	Matunga ..	108	50	158	126	6	..	6
14	..	Matunga Station Road Boys' School	Vincent Road ..	185	..	185	155	7	..	7
15	..	Matunga Station Road Girls' School.	Vincent Road ..	..	146	146	114	..	4	4
16	..	Naigaon Road Boys' School	Naigaon Road ..	331	..	331	249	10	..	10
17	..	Naigaon Road Girls' School	Naigaon Road ..	..	115	115	82	..	3	3
18	..	Parel Boys' School	Damodar Hall ..	190	21	211	184	10	..	10
19	..	Parel Bhoiwada Boys' School	Bhoiwada ..	267	..	267	198	10	..	10
20	..	Parel Bhoiwada Girls' School	Bhoiwada Road ..	..	129	129	101	..	4	4
21	..	Parel Bhoiwada Cross Road Boys' School.	Bhoiwada Cross Road ..	178	41	219	169	8	..	8
22	..	Parel Tank Road Boys' School	Tank Road ..	78	16	94	60	3	..	3
23	..	Parel Village Boys' School	Animal Hospital ..	224	..	224	236	11	..	11
24	..	Parel Girl's School	Animal Hospital ..	..	196	196	122	..	6	6

Annual Expenditure for 1929-30.					Average Expenditure per head,	Result of the IV Standard Certificate Examination.		
Teachers' salaries.	Pay of other servants.	Rent, if any.	Contingencies.	Total.		Appeared.	Passed.	Percentage of passed pupil.
<b>E - contd.</b>								
Rs.	Rs.	Rs.	Rs.	Rs.	Rs.			
1,698	105	672	69	2,546	38	8	2	66
1,776	324	....	72	2,172	38	2	2	100
3,012	758	672	117	4,557	38	6	6	100
1,799	287	480	69	2,631	28	....	....	....
1,433	244	900	69	2,646	48	....	....	....
4,466	270	829	77	5,642	39	1	1	100
480	....	....	62	542	20	....	....	....
480	....	....	61	542	18	....	....	....
<b>F.</b>								
6,009	253	2,763	109	9,144	47	11	11	100
7,494	261	2,940	128	10,825	34	34	36	76
5,519	169	1,684	168	7,540	50	23	22	96
7,751	410	1,792	109	9,856	48	17	14	82
4,134	151	2,858	189	7,335	34	14	14	100
3,013	298	1,200	72	4,583	55	1	....	....
1,951	....	Municipal Building.	188	2,139	28	6	6	100
3,627	....	1,250	156	5,033	41	15	14	93
3,068	264	1,468	104	9,344	47	10	10	100
5,909	160	3,684	219	9,972	48	10	10	100
2,579	277	752	87	3,695	39	3	1	33
3,114	120	576	202	4,012	34	....	....	....
3,434	91	1,175	133	4,871	33	9	9	100
6,570	68	3,430	174	10,242	55	15	15	100
3,435	274	....	73	3,782	26	8	6	75
5,623	283	2,162	125	8,198	22	13	13	100
2,349	253	126	69	2,797	24	8	1	33
7,338	....	3,280	140	10,768	51	20	17	85
3,807	257	2,268	124	11,434	43	20	19	95
2,820	313	410	72	3,615	28	5	1	26
5,877	236	1,760	117	7,990	37	13	6	46
1,311	....	780	123	2,214	25	....	....	....
6,824	240	1,235	184	8,433	29	34	8	82
4,345	240	1,312	87	6,934	35	7	5	71

Serial No.	Description.	Name of the School.	Locality.	Number of Pupils on Roll on 31st March 1930.			Average Attendance.	Number of Teachers.		
				Boys.	Girls.	Total.		Males.	Females.	Total.
<b>WARD</b>										
25	Marathi ..	Poibawdi Boys' School..	Poibawdi .. ..	372	..	372	278	18	..	18
26	" ..	Poibawdi Girls' School	Poibawdi .. ..	..	300	300	244	..	10	10
27	" ..	Shivri Koliwada School	Koliwada .. ..	125	12	138	115	5	..	5
28	" ..	South Shivri Boys' School	Shivri Road .. ..	113	22	135	106	4	..	4
29	" ..	Sion Boys' School	Near Sion Railway Station	193	21	214	160	8	..	8
30	" ..	Sion Girls' School	Near Sion Railway Station	..	70	70	39	..	3	3
31	" ..	Soparibag Road Boys' School..	Soparibag Road .. ..	208	..	208	162	8	..	8
32	" ..	Soparibag Road Girls' School ..	Soparibag Road .. ..	..	153	153	122	..	6	6
33	" ..	Wadala Boys' School ..	Wadala .. ..	278	..	278	230	10	..	10
34	" ..	Wadala Girls' School ..	Wadala .. ..	8	124	130	92	..	4	4
1	Tamil ..	Matunga Tamil Boys' School ..	Vincent Road .. ..	85	47	80	4	3	..	3
2	" ..	Poibawdi Tamil Boys' School	Darnodar Hall .. ..	48	46	89	66	2	1	3
1	Gujarathi ..	Dadar Main Road Boys' School	140, Dadar Street .. ..	27	22	49	27	2	..	2
2	" ..	Dadar Cross Road Boys' School	Dadar Cross Road .. ..	49	30	79	49	3	..	3
3	" ..	Dharavi K. Wada Boys' School	Kumbarwada .. ..	36	12	48	31	2	..	2
4	" ..	Lalbaug Boys' School	Lalbaug .. ..	68	..	68	40	3	..	3
5	" ..	Matunga Model Boys' School ..	Matunga Road .. ..	217	..	217	175	11	..	11
6	" ..	Naigaum Boys' School	Naigaum Road .. ..	44	12	56	40	2	..	2
7	" ..	Parel Bhoiwada Boys' School	Parel Bhoiwada .. ..	65	33	98	72	3	..	3
8	" ..	Poibawdi Boys' School	Poibawdi .. ..	187	..	187	141	8	..	8
9	" ..	Golanji Hill Class	Golanji Hill .. ..	10	10	20	18	1	..	1
10	" ..	Chinchpogli Girls' School	Parel Road .. ..	29	51	80	44	..	2	2
11	" ..	Lalbaug Girls' School ..	Lalbaug .. ..	..	46	46	..	..	2	2
12	" ..	Matunga Girls' School ..	Vincent Road .. ..	..	182	182	92	..	6	5
13	" ..	Poibawdi Girls' School	Parel .. ..	..	82	82	50	..	3	3
1	Urdu ..	Dadar Boys' School	Dadar Main Road .. ..	88	28	116	76	3	1	4
2	" ..	Matunga Boys' School	Wadala Road.. ..	48	12	55	50	2	..	2
3	" ..	Poibawdi Boys' School..	Poibawdi .. ..	110	..	110	93	5	..	5
4	" ..	Sewri Boys' School	Sewri Road .. ..	67	23	100	76	3	1	4
5	" ..	Zakeria Bunder Boys' School..	Zakeria Bunder .. ..	103	37	140	103	6	1	7
6	" ..	Poibawdi Girls' School	Poibawdi .. ..	..	66	66	53	..	3	3
7	" ..	Antop Hill Urdu Class	Antop Hill Road .. ..	22	18	40	32	1	..	1
8	" ..	Naigaum Road Urdu Class	Naigaum Road .. ..	24	21	45	30	1	..	1
9	" ..	Matunga Urdu Class	Matunga Road .. ..	12	3	15	9	1	..	1



Serial No.	Description.	Name of the School.	Locality.	Number of Pupils on Roll on 31st March 1930.			Average Attendance.	Number of Teachers.		
				Boys.	Girls.	Total.		Males.	Females.	Total.
1	Marathi ..	Caddal Road School ..	Caddal Road ..	103	60	163	128	6	..	6
2	" ..	Currey Road Boys' School ..	Navalkar's Building ..	480	..	480	364	20	..	20
3	" ..	Currey Road Girls' School ..	Navalkar's Building ..	..	197	197	105	..	4	4
4	" ..	Dadar New Bhawanishanker Road Boys' School ..	Near Saitan Chauld ..	202	33	235	192	9	..	9
5	" ..	DeLisle Road School ..	DeLisle Road ..	153	46	204	169	9	..	9
6	" ..	DeLisle Road B. D. D. School ..	B. D. D.'s Chawls ..	131	38	164	138	5	..	5
7	" ..	DeLisle Road B. D. D. Night School ..	B. D. D.'s Chawls ..	30	..	30	16	2	..	2
8	" ..	Dharavi Boys' School ..	At Dharavi ..	212	1	213	164	6	..	6
9	" ..	Dharavi Branch School ..	At Dharavi ..	53	25	78	62	3	..	3
10	" ..	Dharavi Koliwada Boys' School ..	Koliwada ..	101	12	113	92	4	..	4
11	" ..	Dharavi Girls' School ..	Koliwada ..	..	69	69	38	..	3	3
12	" ..	Elphinstone Bridge Boys' School ..	Suraj Building ..	135	..	135	110	4	..	4
13	" ..	Elphinstone Bridge Girls' School ..	Suraj Building ..	..	113	113	94	..	4	4
14	" ..	Fergusson Road Boys' School ..	Fergusson Road ..	222	1	223	169	6	..	6
15	" ..	Fergusson Road Girls' School ..	Fergusson Road ..	..	93	93	74	..	3	3
16	" ..	Gopitalao Boys' School ..	Gopi Tank ..	207	..	207	133	3	..	3
17	" ..	Gopitalao Girls' School ..	Gopi Tank ..	3	147	150	113	..	7	7
18	" ..	Lady Hardinge Road ..	Lady Hardinge Road ..	102	27	129	112	3	..	3
19	" ..	Lady Jamshedji Road School ..	Kirtikar's Building ..	665	..	665	551	23	..	23
20	" ..	Dadar Koliwada Girls' School ..	Kumbharwada ..	..	700	700	509	..	20	20
21	" ..	Love Grove Pumping Station Road Boys' School ..	Pumping Station Road ..	22	18	40	28	2	..	2
22	" ..	Lower Mahim Boys' School ..	Agar Bazar ..	252	5	257	192	3	..	3
23	" ..	Lower Mahim Girls' School ..	Agar Bazar ..	46	265	311	218	..	11	11
24	" ..	Lower Parel Station Road Boys' School ..	Talcherkar's Building ..	99	13	112	79	4	..	4
25	" ..	Lower Parel Girls' School ..	Sun Mill Road ..	..	70	70	44	..	3	3
26	" ..	Sun Mill Road Boys' School ..	Sun Mill Road ..	205	1	206	168	5	..	5
27	" ..	Mahim Chunnabhatti School ..	Chunnabhatti ..	166	58	224	169	7	..	7
28	" ..	Mahim Mori Road Koliwada School ..	Koliwada ..	49	21	70	50	2	..	2
29	" ..	North Worli Boys' School ..	North Worli ..	221	56	277	208	10	..	10
30	" ..	Prabhadevi Boys' School ..	Near Prabhadevi Temple ..	346	..	346	300	12	..	12
31	" ..	Prabhadevi Girls' School ..	Near Prabhadevi Temple ..	..	104	104	90	..	5	5
32	" ..	Upper Mahim Boys' School ..	Upper Mahim ..	262	36	298	242	9	..	9
33	" ..	Upper Mahim Girls' School ..	Upper Mahim ..	11	186	197	141	..	7	7

WARD



Annual Expenditure for 1929-30.					Annual Expenditure per head of Pupil.	Result of the IV Standard Certificate Examination.		
Teachers' salaries	Pay of other servants.	Rent, if any.	Contingencies.	Total.		Appeared.	Passed.	Percentage of passed pupils.
G.								
Rs.	Rs.	Rs.	Rs.	Rs.	Rs.			
3,541	149	930	132	4,752	29	15	14	98
15,468	478	2,980	182	19,108	40	35	33	92
2,551	279	....	75	2,902	21	3	3	100
6,002	417	1,000	119	7,538	32	18	16	89
7,619	298	3,000	98	11,215	39	15	15	100
2,489	83	1,179	185	3,868	23	....	....	....
340	....	....	92	432	14	....	....	....
5,707	279	1,720	106	7,812	36	11	11	100
1,966	....	353	118	2,437	31	....	....	....
2,285	....	500	141	2,826	25	2	1	50
2,197	265	279	67	2,808	40	....	....	....
5,989	158	2,920	129	9,167	70	16	16	100
3,624	288	1,120	66	5,098	48	3	2	66
6,465	231	1,720	120	8,536	37	18	18	100
3,360	288	1,480	76	5,204	56	4	4	100
7,931	264	1,720	143	10,058	49	27	26	96
8,698	298	1,640	87	10,721	71	12	12	100
2,508	....	322	189	3,466	26	....	....	....
23,684	518	5,840	243	30,285	45	102	92	99
19,952	897	4,668	197	25,699	36	65	62	95
1,344	....	384	110	1,898	46	....	....	....
5,392	198	1,920	136	7,641	32	17	17	100
7,779	507	1,480	126	9,892	31	26	17	65
3,161	236	1,630	115	5,132	45	10	9	99
3,593	256	840	60	4,749	67	....	....	....
5,471	....	1,568	135	7,174	34	10	10	100
3,691	276	1,004	127	5,698	25	17	12	70
1,316	....	983	115	2,364	38	....	....	....
6,142	495	2,624	257	9,518	34	7	7	100
9,042	359	2,320	225	11,846	34	18	16	89
3,540	240	1,456	66	5,302	40	....	....	....
7,158	258	2,520	188	10,124	34	34	29	85
7,740	252	1,680	103	9,775	49	18	11	67

Serial No.	Description.	Name of the School.	Locality.	No. of Pupils on Roll on 31st March 1930.			Average Attendance.	No. of Teachers.				
				Boys.	Girls.	Total.		Males.	Females.	Total		
												<b>WARD</b>
34	Marathi .. ..	Worli Boys' School .. ..	At Worli .. .. .	71	11	82	64	5	..	5		
35	" .. ..	Worli Koliwada Boys' School ..	Koliwada .. .. .	172	..	172	137	6	..	6		
36	" .. ..	Worli Koliwada Girls' School ..	Koliwada .. .. .	1	80	81	52	3	..	3		
	Tamil .. ..	Dharavi Tamil Boys' School ..	Koliwada .. .. .	69	21	90	58	3	1	4		
2	" .. ..	Dharavi Tamil Night School ..	Koliwada .. .. .	39	..	39	33	3	..	3		
3	" .. ..	Dadar Malayalam Boys' School	Miranda's Chawl .. .. .	44	57	101	80	3	..	3		
1	Gujarathi ..	Elphinstone Road Boys' School	Fergusson Road .. .. .	85	39	124	73	4	..	4		
2	" .. ..	Gopl Tank Boys' School ..	Gopl Tank .. .. .	30	16	46	25	2	..	2		
3	" .. ..	Jacob Circle Boys' School ..	48-A, Clerk Road .. .. .	37	13	50	40	2	..	2		
4	" .. ..	Lower Parel Boys' School ..	Sun Mill Road .. .. .	123	..	123	87	5	..	5		
5	" .. ..	Lady Hardinge Road Boys' School.	Lady Hardinge Road .. .. .	59	43	102	87	3	..	3		
6	" .. ..	Lady Jamsetji Road Boys' School.	Lady Jamsetji Road .. .. .	95	60	155	120	5	..	5		
7	" .. ..	Mahim Boys' School .. ..	Caddel Cross Road .. .. .	30	..	30	..	3	..	3		
8	" .. ..	Prabhadevi Boys' School ..	Behind Prabhadevi Market ..	42	34	76	47	3	..	3		
9	" .. ..	Lower Parel Girls' School ..	Sun Mill Road .. .. .	..	155	155	75	..	4	4		
10	" .. ..	Mahim Girls' School .. ..	Mahim .. .. .	..	51	51	41	..	2	2		
1	Urdu .. ..	Arthur Road Boys' School ..	Arthur Road .. .. .	60	20	80	58	2	1	3		
2	" .. ..	DeLisle Road Boys' School ..	No. 2, DeLisle Road .. .. .	122	54	176	145	4	..	4		
3	" .. ..	Dharavi Boys' School .. ..	Dharavi .. .. .	70	28	98	72	3	1	4		
4	" .. ..	Lower Parel Boys' School ..	Lower Parel .. .. .	42	30	72	53	4	..	4		
5	" .. ..	Mahim Boys' School .. ..	Mahim Bazar Road .. .. .	138	2	140	113	6	..	6		
6	" .. ..	Mahim Girls' School .. ..	Mahim Bazar Road .. .. .	..	101	101	58	..	5	5		
7	" .. ..	Bhawani Shanker Road Urdu Class.	Bhawani Shanker Road .. .. .	32	8	40	30	1	..	1		

THE SCHOOLS COMMITTEE'S OFFICE,

BOMBAY, 31st August 1930.

Annual Expenditure for 1929-30.					Average Expenditure per head.	Result of the IV Standard Certificate Examination.		
Teachers' salaries.	Pay of other servants.	Rent, if any.	Contingencies.	Total.		Appeared.	Passed.	Percentage of passed pupils.
3,248	....	864	185	4,247	52	....	....	....
5,709	262	1,212	110	7,294	42	13	12	92
2,655	253	....	79	2,992	37	3	3	100
2,124	....	1,000	72	3,496	38	8	4	50
684	....	....	107	791	20	4	1	25
1,415	....	660	69	2,144	21	9	2	22
3,408	263	840	74	4,591	37	11	10	90
1,211	....	595	129	1,935	42	2	2	66
1,664	....	....	145	1,809	36	1	....	....
4,976	....	1,500	188	6,585	58	12	11	91
2,326	276	702	75	3,379	33	4	3	75
4,237	194	1,440	98	7,069	45	12	12	100
3,111	....	960	145	4,216	52	9	6	66
2,317	....	....	126	2,443	32	11	5	54
5,142	293	1,200	117	6,752	58	3	3	100
1,946	312	1,020	67	3,345	65	3	2	66
1,373	....	540	75	1,988	24	....	....	....
2,700	253	1,300	108	4,361	28	14	10	71
3,375	333	1,030	78	5,366	78	6	5	83
2,546	....	648	109	2,710	54	1	1	100
3,934	....	1,210	127	5,261	37	8	7	87
2,250	....	720	72	3,042	30	....	....	....
51	....	....	....	....	....	....	....	....

R. V. PARULEKAR,  
Secretary, Schools Committee

**SCHOOLS COMMITTEE'S  
ADMINISTRATION REPORT  
FOR  
1929-30.**

---

**Appendix G—(2).**

**List of Private Schools which received Grants-in-Aid from the  
Schools Committee during the year  
1929-30.**

---

*N.B.*—The figures given, are those supplied by the schools themselves except those for Annual expenditure per pupil or head and the grants-in-aid per pupil or head.

SERVANTS OF INDIA SOCIETY'S  
BRANCH LIBRARY  
BOMBAY

## PRIMARY SCHOOLS IN BOMBAY

Annexed to Report

Description of the School.		Number.	Name of the School.	Number of pupils on 31st March 1930.			Average attendance - the Average No. on Rolls during the year 1929-30.	No. of Teachers. (Full Time and Part Time.)		
M—Marathi. G—Gujarati. U—Urdu. H—Hindi. S—Sindhi. C—Canarese.	B—Boys' School. G—Girls' School. N—Night School.			Boys.	Girls.	Total.		Males.	Females.	Total.

## WARD

(Population of Primary School-going

G	B	1	Bazar Gate A. V. School .. ..	239	1	240	220 241	12	..	12
G	B	2	Fort and Proprietary High School, Fort.	34	..	34	22 28	7	..	7
G	B	3	Globe English School .. ..	62	..	62	59 64	6	..	6
G	B	4	Sir J. J. Fort Boys' School .. ..	131	..	131	104 113	5	1	6
G	B	5	Esplanade High School .. ..	129	..	129	120 132	19	..	19
G	B	6	Zoroastrian Boys' and Girls' School	89	29	118	111 116	8	..	8
G	G	7	Alexandra Girls' English Institution	..	159	159	130 151	..	8	8
G	G	8	Parsi Girls' School Association Fort School.	..	129	129	113 129	1	12	13
G	G	9	Sir J. J. Fort Girls' School .. ..	26	103	129	113 124	1	7	8
G	G	10	Gokuldas Tejpal Girls' School .. ..	..	351	351	246 348	..	13	13
G	G	11	Young Ladies' High School .. ..	24	131	155	115 141	..	9	9
G	G	12	Women's Indian Association Clas. ses, Fort.	..	113	113	36 62	3	13	16
U	N	13	Khilafat Colaba Night School .. ..	11	..	11	10 11	1	..	1
G	N	14	Fort Free Canarese Night School ..	117	6	123	97 116 117	13	..	13
C	N	15	Mooza Veera Poor Boy's Free Night-School.	187	17	204	176	25	..	25

## WARD

(Population of Primary School-going

M	B	1	R. C. St. Ignatius School .. ..	..	..	..	65	..	..	..
M	B	2	St. Andrew's Primary School .. ..	36	58	96	69	1	4	5
G	B	3	Gokuldas Tejpal Seminary .. ..	194	..	194	155 182	7	..	7
G	B	4	H. H. The Aga Khan's Imamli Khoja Central Free School.	334	..	334	241 329	14	1	15
G	B	5	K. K. Mandvi School .. ..	189	..	189	116 163	8	..	8
G	B	6	Khoja Khan Mahamad Habibbhal School.	297	..	297	234 271	15	..	15
G	B	7	Dongri Bazar Private Gujarati School .. ..	114	..	114	66 103	5	..	5
U	B	8	Haji Suleman Abdul Vahed Testimonial Free Memon School.	102	..	102	90 68	6	..	6
U	B	9	Madressa Tul Islam Minara Masjid Day School.	239	..	239	157 234	14	..	14

## WITH DETAILS—AIDED SCHOOLS.

for 1929-30.

Total Amount of expenditure for 1929-30.	Grant paid for		Expenditure per head of Pupil for 1929-30	Annual Grant per head of Pupil for 1929-30.	Average Rate of Fees Charged.	Result of the General Vernacular Std. IV Examination. 1929-30.		Percentage of the passed Pupils.	REMARKS
	1929-30.	1928-29.				Appeared.	Passed.		

## A.

Age as per Census of 1921—4,314.)

Rs. a. p.	Rs. a. p.	Rs. a. p.	Rs.	Rs.	Rs. a. p.				
16,188 0 0	4,058 0 0	4,100 0 0	87.1	16.8	2 8 0	51	46	90.0	
3,758 0 0	250 0 0	350 0 0	134.2	8.9	2 8 0	....	....	....	
3,478 0 0	676 0 0	700 0 0	54.8	10.5	2 8 0	....	....	....	
9,201 0 0	2,291 0 0	2,740 0 0	81.4	20.2	Free.	24	21	85.0	
11,032 0 0	3,206 0 0	3,500 0 0	83.6	24.9	3 5 0	....	....	....	
5,499 0 0	1,207 0 0	800 0 0	47.4	10.4	2 6 0	....	....	....	
11,781 0 0	3,061 0 0	2,800 0 0	77.8	20.2	4 8 0	....	....	....	
8,518 0 0	2,078 0 0	2,025 0 0	66.0	16.1	1 8 0	....	....	....	
13,341 0 0	3,000 0 0	3,754 0 0	107.6	24.1	Free.	....	....	....	
13,017 0 0	3,000 0 0	3,329 0 0	87.4	11.2	Free.	7	7	100.0	
6,415 0 0	2,049 0 0	2,061 0 0	45.6	14.6	2 10 0	....	....	....	
2,799 0 0	500 0 0	....	45.1	6.0	Free.	....	....	....	De Novo School.
277 0 0	50 0 0	40 0 0	25.1	4.5	Free.	....	....	....	
1,015 0 0	125 0 0	125 0 0	8.7	1.0	Free.	....	....	....	All Part-Time Teachers.
1,265 0 0	150 0 0	150 0 0	7.1	0.8	Free.	....	....	....	Do.

## B.

Age as per Census of 1921—10,538.)

Closed.									
3,512 0 0	1,065 0 0	1,223 0 0	89.4	11.9	0 5 0	7	6	85.0	
6,446 0 0	2,016 0 0	1,950 0 0	85.4	11.0	0 15 0	....	....	....	
16,364 0 0	4,867 0 0	4,579 0 0	49.7	14.7	Free.	45	44	97.0	
13,716 0 0	3,857 0 0	4,900 0 0	84.1	23.6	2 4 0	....	....	....	
14,253 0 0	4,783 0 0	4,793 0 0	52.5	17.6	Free.	80	37	46.0	
2,785 0 0	360 0 0	205 0 0	27.0	3.5	2 0 0	....	....	....	
3,673 0 0	827 0 0	956 0 0	27.4	8.1	Free.	13	9	69.0	
9,563 0 0	2,592 0 0	2,650 0 0	40.8	11.0	Free.	11	8	27.0	

Description of the School.		Number.	Name of the School.	Number of pupils on 31st March 1930.			Average attendance — the Average No. on Rolls during the year 1929-30.	No. of Teachers. (Full Time and Part Time).		
M—Marathi. G—Gujarati. U—Urdu. H—Hindi. S—Sindhi. C—Canarese.	B—Boys' School. G—Girls' School. N—Night School.			Boys.	Girls.	Total.		Males.	Females.	Total.
U	B	10	Madressa Anjuman Ikhawatul Islam School.	155	..	155	112 146	7	..	..
U	B	11	Lookmanji Sulemanji Boys' School	216	..	216	151 202	5	..	5
U	B	12	Anjuman-I-Islam Sandhurst Road School.	167	..	167	112 153	10	..	10
U	B	13	Madressa-I-Hashimiah Zakaria Masjid.	214	..	214	146 200	11	..	11
S	B	14	Shri Shikarpuri Sindhi Pathashala	83	..	83	60 78	2	..	2
G	G	15	H. H. The Aga Khan's Ismaili Khoja Khadak Girls' School.	..	302	302	231 205	..	15	15
G	G	16	Late Sajanhbai Meeralli Khoja Charitable Girls' School.	..	77	77	58 80	1	4	5
G	G	17	H. H. The Aga Khan's Ismaili Khoja Kandi Mohalla Girls' School.	..	194	194	136 180	..	14	14
U	G	18	Anjuman-I-Islam H.M. H.I. Sobani Pardah Girls' School.	10	270	280	199 251	1	8	9
U	G	19	Lookmanji Sulemanji Girls' School	..	241	241	177 221	6	1	7
M	N	20	S. S. League Mandvi Koliwada Night School.	35	..	35	18 32	2	..	2
M	N	21	Shivaji Vijaya Maratha Mandal Night School.	90	..	90	52 93	5	..	5
G	N	22	S. S. League Mandvi Night School..	30	..	30	18 29	1	..	1
G	N	23	Anjuman-I-Islam H. M. H. E. Sobani Memorial Night School.	74	..	74	56 78	3	..	3
U	N	24	S. S. League Dargah Moholla Night School.	30	..	30	27 32	3	..	3
U	N	25	Khilafat New Bengalpura Night School.	70	..	70	45 64	4	..	4
U	N	26	Khilafat Old Bengalpura Night School.	29	..	29	26 28	2	..	2

## WARD

WARD  
(Population of Primary School-going

M	B	1	Sonapur Lane Marathi School ..	32	17	49	24 37	2	..	2
M	B	2	Prabhu Seminary School .. ..	85	..	85	65 77	7	..	7
G	B	3	Parel Road A. V. School .. ..	142	..	142	119 194	9	..	9
G	B	4	R. J. J. Princess Street Boys' School	125	..	125	100 113	6	..	6
G	B	5	New Bombay High School .. ..	102	..	102	71 87	8	..	8
G	B	6	Proprietary and Fort High School, Chandanwadi.	129	..	129	108 125	10	..	10
G	B	7	Shri Karuna Shankar Boys' and Girl's School.	59	30	89	70 89	3	1	4

Total Amount of expenditure for 1929-30.	Grant paid for		Expenditure per head of Pupil for 1929-30.	Annual Grant per head of Pupil for 1929-30.	Average Rate of Fees Charged.	Results of the General Vernacular Std. IV Examination 1929-30.		Percentage of the passed Pupils.	REMARKS.
	1929-30.	1928-29.				Appeared.	Passed.		
Rs. a. p.	Rs. a. p.	Rs. a. p.	Rs.	Rs.	Rs. a. p.				
5,171 0 0	1,076 0 0	750 0 0	35.4	7.3	Free.	....	....	....	
2,739 0 0	838 0 0	1,427 0 0	13.5	4.1	Free.	....	....	....	
3,104 0 0	....	....	59.5	20.4	0.6 0	27	19	70.0	Rs. 6,250 (Rs. 5,000 + Rs. 1,250) paid for the two Primary Schools—New Nagpada and Sandhurst Road Schools, De Nove School.
5,820 0 0	1,200 0 0	....	29.1	6.0	Free.	....	....	....	
3,025 0 0	500 0 0	200 0 0	38.7	6.4	Free.	....	....	....	
14,885 0 0	3,800 0 0	3,849 0 0	49.7	13.2	Free.	13	13	100.0	
5,110 0 0	1,315 0 0	1,750 0 0	63.3	16.4	Free.	....	....	....	
12,326 0 0	2,552 0 0	2,800 0 0	68.4	14.1	Free.	12	10	83.0	
3,958 0 0	2,709 0 0	2,800 0 0	35.6	10.7	Free.	2	2	100.0	
3,727 0 0	1,109 0 0	1,575 0 0	16.8	5.0	Free.	....	....	....	
421 0 0	80 0 0	100 0 0	13.1	2.5	Free.	....	....	....	
721 0 0	100 0 0	....	7.7	1.0	Free.	....	....	....	De Nove School
369 0 0	100 0 0	120 0 0	12.7	3.4	Free.	....	....	....	
700 0 0	150 0 0	150 0 0	8.9	1.9	Free.	....	....	....	
632 0 0	150 0 0	150 0 0	19.7	4.6	0 14 0	....	....	....	
639 0 0	125 0 0	100 0 0	9.9	1.9	Free.	....	....	....	
445 0 0	75 0 0	60 0 0	15.5	2.3	Free.	....	....	....	

**C.**  
Age as per Census of 1921—(4,024.)

1,174 0 0	50 0 0	40 0 0	31.8	1.3	Free.	....	....	....	
3,231 0 0	1,029 0 0	1,073 0 0	42.3	13.3	0 6 0	19	14	73.0	
9,602 0 0	2,670 0 0	3,000 0 0	71.6	19.9	1 4 0	19	15	78.0	
6,554 0 0	1,640 0 0	1,709 0 0	58.0	12.7	Free.	21	14	66.0	
5,542 0 0	1,524 0 0	1,580 0 0	60.2	17.5	3 0 0	....	....	....	
7,000 0 0	2,036 0 0	2,243 0 0	58.0	16.2	2 4 0	....	....	....	
3,326 0 0	903 0 0	950 0 0	42.9	10.1	0 12 0	2	....	....	



Description of the School.		Number.	Name of the School.	Number of Pupils on 31st March 1930.			Average Attendance + the Average number on Rolls during the year 1929-30	Number of Teachers. (Full Time and Part Time).		
M.—Marathi. G.—Gujarati. U.—Urdu. H.—Hindi. S.—Sindhi. C.—Canarese.	B.—Boys' School. G.—Girls' School. N.—Night School.			Boys.	Girls.	Total.		Males.	Females.	Total.

## WARD

G	B	8	Royal English School	92	..	92	65 86	3	..	3
G	B	9	Bhandi Bazar Gujarati Boys' School	180	6	186	127 170	7	..	7
G	B	10	Kalbadevi A. V. School	144	..	144	113 114	8	..	8
U	B	11	Madressa-I-Mahomedia Jumma Masjid School.	67	..	67	40 60	6	..	6
U	B	12	Shakhe Madressa-I-Mahomedia School,	226	..	226	148 194	11	..	11
U	B	13	Madressa Fatzul Oulom Ghogari Moholla Boy's School.	102	..	102	74 85	4	..	4
U	B	14	Madressa-I-Dawoodia School	90	80	170	124 146	9	1	10
U	B	15	Anjuman-I-Islam New-Nagpada School.	153	..	158	110 140	10	..	10
H	B	16	Marwari Commercial School	251	..	251	157 183	11	..	11
M	G	17	S. L. & Sc. Society's Jagannath Shaunkar Shet Girls' School.	..	71	71	46 57	1	8	9
G	G	18	Parul Girls' School Association Chandanwadi School.	..	287	287	240 271	..	14	14
G	G	19	Sir J. J. Princess Street Girls' School	..	142	142	113 139	1	7	8
G	G	20	Mangrol Jain Sabha Gujarati Girls' School.	..	172	172	105 153	1	9	10
U	G	21	Maktabe Sabiyat Girls' School	..	90	90	63 89	..	5	5
U	G	22	Madressa Fatzuloulum Ghogari Moholla Girls' School.	..	28	28	17 22	..	1	1
H	G	23	Sitaram Poddar Balika Vidyalaya	..	109	109	86 116	..	8	8
M	N	24	P. S. Nal Bazar Night School	20	..	20	21 24	1	..	1
U	N	25	Anjuman-I-Molmi Nut Tulba Night School.	41	..	41	29 41	2	..	2
U	N	26	Khilafat Nizampura Night School..	27	..	27	21 26	3	..	3
U	N	27	Khilafat Nal Bazar Night School..	48	..	48	38 47	3	..	3
U	N	28	Khilafat Princess Street Night School.	40	..	40	29 32	2	..	2

## WARD

(Population of Primary School-going

M	B	1	Baldnyan Vardhak Primary School.	138	6	138	105 131	3	..	3
M	B	2	Khattargalli Mahajan School	84	..	84	57 82	2	..	2
M	B	3	Khetwadi Registered Primary School	93	3	96	71 93	2	..	2

Total Amount of Expenditure for 1929-30.	Grant paid for		Expenditure per head of Pupil for 1929-30.	Annual Grant per head of Pupil for 1929-30.	Average rate of fees charged.	Result of the General Vernacular Std. IV Examination 1929-30.		Percentage of the passed Pupils.	REMARKS
	1929-30.	1928-29.				Appeared.	Passed.		
Ra. a. p.	Rs. a. p.	Rs. a. p.	Rs.	Rs.	Rs. a. p.				
5,004 0 0	1,314 0 0	1,503 0 0	58.1	15.2	2 4 0	17	15	88	
5,534 0 0	1,657 0 0	1,772 0 0	32.5	9.1	1 2 0	13	8	61.0	
4,401 0 0	945 0 0	800 0 0	38.0	8.2	1 4 0	16	13	81.0	
5,445 0 0	970 0 0	970 0 0	90.7	16.1	Free.	....	....	....	
8,310 0 0	1,016 0 0	1,850 0 0	42.8	9.8	Free.	44	28	68	
2,028 0 0	563 0 0	575 0 0	23.8	6.0	Free.	....	....	....	
3,972 0 0	025 0 0	825 0 0	27.2	4.2	Free.	5	1	20.0	
6,093 0 0	....	....	43.0	22.3	0 4 0	12	12	100	Ra. 6,250 (Rs. 5,000 + Rs. 1,250) paid for the two Primary Schools—New Nagpada and Sandhurst Road.
9,436 0 0	650 0 0	550 0 0	51.5	8.5	Free.	....	....	....	
5,346 0 0	1,084 0 0	1,150 0 0	93.7	18.6	0 4 0	20	18	90.0	
11,530 0 0	3,162 0 0	3,000 0 0	42.5	11.8	1 8 0	....	....	....	
8,650 0 0	2,328 0 0	2,566 0 0	62.2	13.9	Free.	....	....	....	
5,978 0 0	1,468 0 0	1,507 0 0	39.0	9.5	Free.	....	....	....	
3,601 0 0	806 0 9	450 0 0	40.4	9.0	Free.	....	....	....	
678 0 0	120 0 0	120 0 0	30.8	5.4	Free.	....	....	....	
6,752 0 0	1,100 0 0	900 0 0	58.1	9.4	0 8 0	....	....	....	
185 0 0	70 0 0	75 0 0	58.2	2.9	0 6 0	....	....	....	
277 0 0	75 0 0	65 0 0	6.7	1.8	Free.	....	....	....	
360 0 0	75 0 0	75 0 0	18.9	2.8	Free.	....	....	....	
525 0 0	75 0 0	80 0 0	11.1	1.5	Free.	....	....	....	
292 0 0	50 0 0	....	9.4	1.5	Free.	....	....	....	De Veta School.

**D.**  
Age as per Census of 1921—(1,717)

3,400 0 0	970 0 0	858 0 0	25.9	7.4	0 8 0	13	12	92.0
2,080 0 0	617 0 0	650 0 0	25.3	7.8	0 6 0	3	3	100.0
1,748 0 0	523 0 0	425 0 0	18.7	5.6	0 6 0	11	11	100.0

Description of the School.		Number.	Name of the School.	Number of Pupils on 31st March 1930.			Average Attendance + the Average No. on Rolls during the year 1929-30.	Number of Teachers (Full Time and Part Time.)		
M.—Marathi. G.—Gujarati. U.—Urdu. H.—Hindi. S.—Sindhi. O.—Canarese.	B.—Boys' School. G.—Girls' School. N.—Night School.			Boys.	Girls.	Total.		Males.	Females.	Total.
M	B	4	Patriotic Institution .. ..	88	18	104	92 104	5	..	5
M	B	5	Mughbat Private School .. ..	69	1	70	62 68	4	..	4
M	B	6	Sir Narayan Chandavarkar Marathi Shala.	140	70	219	165 203	7	..	7
M	B	7	Mughbat Vidyavardhak Primary School.	37	8	45	35 42	2	..	2
M	B	8	Chikitsak Samnha Potdar Primary School.	93	59	152	113 130	7	..	7
M	B	9	Bombay New Deaf and Mute Institution.	17	3	20	14 17	1	..	1
G	B	10	Star Primary School .. ..	44	25	69	71 80	3	5	8
G	B	11	Shet Framji Nasarwanj Patel School	206	..	206	168 196	9	..	9
G	B	12	Grant Road Vernacular Boys' School	120	29	149	132 158	5	2	7
G	B	13	Byramji Jeejibhoy Parsi Charitable Institution.	130	..	130	111 122	7	..	7
G	B	14	Proprietary and Fort High School, Grant Road.	113	..	113	86 104	11	..	11
G	B	15	Master's Tutorial High School, Boys' Branch.	167	..	167	120 141	2	12	14
G	B	16	Grant Road High School .. ..	82	46	128	98 122	8	5	8
G	B	17	Jeejibhoy Dadabhoj Charity School	102	78	180	140 186	7	4	11
G	B	18	Lady Northcote Hindu Orphanage School.	100	2	102	81 84	11	..	11
G	B	19	C. M. S. Mahalaxmi Boys' and Girls' School.	24	7	31	23 31	1	..	1
G	B	20	D. C. M. Ram Mohan Roy Day School.	23	2	25	22 26	1	..	1
G	B	21	Imperial High School .. ..	66	2	68	53 62	2	1	3
G	B	22	Fellowship School .. ..	153	64	217	170 194	22	13	35
G	B	23	Forjett Street Gujarati School ..	36	44	130	97 128	5	2	7
H	B	24	Marwari Vidyalaya Hindi Primary School.	230	5	235	163 211	8	..	8
M	G	25	Nirgude's Charitable Girls' School..	34	63	97	63 103	2	2	4
M	G	26	U. F. C. Mission School, Gowalia Tank.	43	148	191	143 181	2	7	9
M	G	27	Seva Sadan Normal Classes.. ..	..	91	91	97 116	6	5	11
G	G	28	Sir Cawasji Jehangir Ready Money Girls' School.	37	141	178	134 162	1	7	8
G	G	29	Vanita Vishram Normal Classes ..	..	44	44	54 67	4	5	9

WARD

Total Amount of Expenditure for 1929-30.	Grants paid for		Expenditure per head of Pupil for 1929-30.	Annual Grant per head of Pupil for 1929-30.	Average rate of fees charged.	Results of the General Vernacular Std. IV Examination 1929-30.		Percentage of the passed Pupils.	REMARKS
	1928-29.	1929-30.				Appeared.	Passed.		
Rs. a. p.	Rs. a. p.	Rs. a. p.	Rs.	Rs.	Rs. a. p.				
9,127 0 0	952 0 0	950 0 0	30.0	9.1	0 6 0	4	4	100.0	
2,896 0 0	732 0 0	586 0 0	43.6	10.7	0 11 0	38	23	62.0	
5,575 0 0	1,723 0 0	1,230 0 0	27.9	8.5	0 10 0	37	34	91.0	
1,461 0 0	466 0 0	490 0 0	34.7	11.0	0 6 0	10	9	90.0	
5,629 0 0	2,135 0 0	1,900 0 0	40.4	15.3	0 12 0	31	31	100.0	
1,501 0 0	325 0 0	250 0 0	105.9	19.0	3 0 0	.....	.....	.....	
5,108 0 0	1,397 0 0	1,500 0 0	63.8	17.4	2 8 0	.....	.....	.....	
6,908 0 0	1,894 0 0	1,750 0 0	35.2	9.6	0 15 0	43	35	81.0	
5,811 0 0	1,543 0 0	1,700 0 0	35.5	9.7	2 0 0	.....	.....	.....	
6,401 0 0	2,020 0 0	2,055 0 0	53.2	16.5	0 8 0	58	33	56.0	
9,023 0 0	2,314 0 0	2,742 0 0	38.7	22.2	2 0 0	.....	.....	.....	
9,277 0 0	2,605 0 0	3,250 0 0	65.7	18.4	3 12 0	.....	.....	.....	
5,702 0 0	1,685 0 0	1,700 0 0	54.9	13.6	2 0 0	18	18	100.0	
5,303 0 0	1,617 0 0	1,450 0 0	33.9	8.8	Free.	21	18	81.0	
5,061 0 0	1,218 0 0	1,150 0 0	60.2	14.6	Free.	14	14	100.0	
467 0 0	70 0 0	70 0 0	15.0	2.2	Free.	.....	.....	.....	
284 0 0	80 0 0	100 0 0	10.9	2.3	Free.	.....	.....	.....	
4,252 0 0	1,000 0 0	1,000 0 0	63.5	16.1	2 8 0	.....	.....	.....	
34,142 0 0	3,603 0 0	4,000 0 0	175.9	19.5	8 4 0	.....	.....	..	
2,870 0 0	350 0 0	250 0 0	23.4	2.7	2 3 0	4	4	100	
11,869 0 0	3,275 0 0	3,297 0 0	56.2	15.5	Free.	.....	.....	.....	
3,041 0 0	912 0 0	875 0 0	29.5	8.8	Free.	8	8	100	
7,781 0 0	2,203 0 0	2,200 0 0	40.5	12.1	0 5 0	24	24	100	
8,108 0 0	*5,019 0 0	.....	69.8	22.5	0 12 0	.....	.....	.....	* Rs. 2,300 for 1928-29. Rs. 2,620 for 1929-30.
4,255 0 0	1,420 0 0	1,350 0 0	29.9	8.7	1 0 0	16	15	93.0	
12,961 0 0	*5,340 0 0	.....	193.4	34.9	1 3 0	.....	.....	.....	* Rs. 3,000 for 1928-29. Rs. 2,340 for 1929-30.

Description of the School.		Number.	Name of the School.	Number of Pupils on 31st March 1930.			Average Attendance - the Average No. on Rolls during the year 1929-30.	Number of Teachers. (Full Time and Part Time)		
M.—Marathi G.—Gujarati. U.—Urdu. H.—Hindi. S.—Sindhi. C.—Canarese.	B.—Boys' School. G.—Girls' School. N.—Night School.			Boys.	Girls.	Total.		Males.	Females.	Total.

## WARD

G	G	30	Sir Mangaldas Nathubhai Girls' School.	..	197	197	141 194	..	12	12
G	G	31	Merwanji Manekji Shet Parsi Girls' School.	20	50	88	61 82	..	4	4
G	G	32	Princess High School for Girls ..	35	114	149	117 138	..	7	7
G	G	33	Young Ladies' Training Institute, Grant Road.	..	109	109	77 93	..	8	8
G	G	34	Master's Tutorial High School, Girls' Branch.	..	138	138	114 136	2	11	13
G	G	35	Women's Indian Association Classes, Chowpaty.	..	138	138	51 85	..	7	7
M	N	36	Yande Free Night School .. ..	45	..	45	36 45	1	..	1
M	N	37	Y. M. H. A. Night School .. ..	28	..	28	21 24	3	..	3
G	N	38	D. C. M. Ram Mohan Roy Night School.	..	..	..	..	..	..	..
H	N	39	Kanya Kubjya Mandal Hindi Night School.	18	..	18	5 14	1	..	1

## WARD

(Population of Primary School-going

M	B	1	Israelite School, Margao .. ..	175	141	316	220 297	8	8	16
M	B	2	B. P. T. Wari Bunder School ..	105	23	128	94 123	3	1	4
M	B	3	M. E. Mission Foras Road School ..	31	23	54	33 49	1	2	3
M	B	4	M. E. Mission Tadwadi School ..	50	7	57	59 63	..	3	3
M	B	5	Salvation Army Dhor Chawl School	13	4	17	....	1	..	1
M	B	6	American Mission, Byculla School ..	119	62	181	135 176	9	10	19
M	B	7	Salvation Army Daged Chawl School.	15	11	26	....	1	..	1
M	B	8	S. A. Byculla Clerk Road School..	16	4	20	....	1	..	1
M	B	9	Tendulkar's Boy's School .. ..	144	..	144	115 129	4	..	4
M	B	10	M. E. Mission Agripada Day School	28	32	60	39 51	1	3	4
M	B	11	R. C. Free Depressed Class School, Arthur Road.	27	9	36	25 37	2	..	2
M	B	12	A. M. Mackinley Burnell School..	88	91	109	75 107	3	2	5
M	B	13	S. A. Agripada School .. ..	..	..	..	....	..	..	..
M	B	14	S. A. Willingdon Boys' Home Marathi Branch.	40	..	40	36 40	1	..	1

Total Amount of Expenditure for 1929-30.	Grant paid for.		Expenditure per head of Pupil for 1929-30.	Annual Grant per head of Pupil for 1929-30.	Average rate of fees charged.	Result of the General Vernacular Std. IV Examination 1929-30.		Percentage of the passed Pupils.	REMARKS.
	1929-30.	1928-29.				Appeared.	Passed.		
Rs. a. p. 7,753 0 0	Rs. a. p. 2,112 0 0	Rs. a. p. 1,400 0 0	Rs. 33.9	Rs. 10.8	Rs. a. p. 0 4 0	....	....	....	
2,117 0 0	601 0 0	614 0 0	25.5	7.3	0 12 0	16	4	25.0	
7,556 0 0	1,848 0 0	1,500 0 0	54.7	13.3	8 0 0	....	....	....	
2,518 0 0	1,000 0 0	100 0 0	26.2	10.4	Free.	....	....	....	
9,219 0 0	2,577 0 0	2,761 0 0	67.7	18.8	3 4 0	....	....	....	
1,036 0 0	150 0 0	....	12.1	1.7	Free.	....	....	....	D4 Novo School.
378 0 0	100 0 0	150 0 0	8.4	2.2	Free.	....	....	....	
579 0 0	100 0 0	150 0 0	24.1	4.1	Free.	....	....	....	
....	....	40 0 0	....	....	..	....	....	..	Returns not submitted; closed from 1st April 1931.
200 0 0	....	45 0 0	14.9	....	Free.	....	....	....	Grant not paid average attendance below the required number.

D—contd.

E

Age as per Census of 1921—19,705)

10,515 0 0	2,990 0 0	2,182 0 0	35.4	10.0	0 6 0	42	42	100.0	
3,493 0 0	870 0 0	475 0 0	28.4	7.0	Free.	5	4	80.0	
1,407 0 0	150 0 0	130 0 0	28.7	3.0	Free.	....	....	....	
1,874 0 0	240 0 0	125 0 0	29.7	3.8	Free.	....	....	....	
522 0 0	....	60 0 0	....	....	Free.	....	....	....	Grant not paid average attendance being lower than 15.
9,420 0 0	2,552 0 0	2,500 0 0	53.5	14.5	0 4 0	23	23	100.0	
375 0 0	....	60 0 0	....	....	Free.	....	....	....	Do
1,231 0 0	....	70 0 0	....	....	Free.	....	....	....	Do.
3,475 0 0	1,088 0 0	1,050 0 0	26.9	8.4	0 9 0	22	22	100	
2,548 0 0	350 0 0	350 0 0	49.0	6.8	Free.	3	2	66.0	
1,972 0 0	175 0 0	175 0 0	53.2	4.7	Free.	2	2	100.0	
4,044 0 0	600 0 0	500 0 0	37.7	5.6	Free.	5	3	60.0	
....	....	....	....	....	....	....	....	....	Closed.
806 0 0	100 0 0	80 0 0	20.1	2.5	Free.	....	....	....	

Description of the School.		Number.	Name of the School.	Number of pupils on 31st March 1930.			Average attendance ÷ the Average No. on Rolls during the year 1929-30.	No. of Teachers. (Full Time and Part Time).		
M—Marathi. G—Gujarati. U—Urdu. H—Hindi. S—Sindhi. C—Canarese.	B—Boys' School. G—Girls' School. N—Night School.			Boys.	Girls.	Total.		Males.	Females.	Total.
G	B	15	New Mazgaon Boys' School ..	87	..	..	80 82	4	1	5
G	B	16	H. H. The Aga Khan's Ismail Khoja Hasanabad Boys' School.	59	..	59	46 69	6	..	6
G	B	17	M. E. Mission DeLisle Road Gujarati School.	46	11	57	36 56	1	1	2
G	B	18	S. A. Willington Boys' Home Gujarati School.	43	..	42	28 32	1	..	1
G	B	19	C. M. S. Jacob Circle School ..	36	15	51	38 45	2	..	2
G	B	20	M. E. Mission Foras Road School, Gujarati.	24	12	36	23 33	..	2	2
G	B	21	Mamabai Gujarati Primary Orphanage School.	67	..	67	56 65	4	..	4
U	B	22	Madressa Hanifa Free Urdu School	141	65	206	142 192	8	..	8
U	B	23	Madressa-I-Ghansal Onlum Kama- thipura.	89	23	112	101 103	8	..	8
U	B	24	Madressa-I-Farooqiah Jamil Mas- jid.	48	..	48	37 46	1	..	1
M	G	25	A. M. Seven Roads School ..	..	..	..	..	..	..	..
G	G	26	New Mazgaon Girls' School ..	..	42	42	31 48	1	2	3
G	G	27	Bai Ratanbai F. Panday Girls' School.	79	100	269	200 250	2	9	11
G	G	28	H. H. The Aga Khan's Ismail Khoja Hasanabad Girls' School.	..	65	65	43 59	..	5	5
U	G	29	Haji Dawood Bawla Mahomedan Female Orphanage School.	..	42	42	36 43	..	3	3
M	N	30	P. S. Seven Roads Night School ..	..	..	..	..	..	..	..
U	N	31	S. S. League Love Lane Night School.	35	..	35	14 26	2	..	2
U	N	32	S. S. League New Nagpada Night School.	30	..	30	14 26	2	..	2
U	N	33	S. S. League Madanpura Night School.	30	..	30	27 41	3	..	3
U	N	34	Anjuman Tajimul Muslim Urdu Night School	29	..	29	24 34	2	..	2
U	N	35	Ziaul Islam Adult Night School..	45	..	45	17 49	2	..	2
U	N	36	Hafizul Islam English-Gujarati Night School.	55	..	55	32 40	3	..	3
U	N	37	Hafizul Islam V. F. Night School ..	64	..	64	58 66	6	..	6
U	N	38	Khilafat Kamathipura Night School	58	..	58	48 56	3	..	3
U	N	39	Khilafat Arab Lane Night School..	20	..	20	13 18	2	..	2
U	N	40	Khilafat Madanpura Night School	44	..	44	39 45	4	..	4
U	N	41	Khilafat Tank Bunder Night School	19	..	19	12 20	2	..	2

WARD

Total Amount of expenditure for 1929-30.	Grant paid for		Expenditure per head of Pupil for 1929-30.	Annual Grant per head of Pupil for 1929-30.	Average Rate of Fees Charged.	Results of the General Vernacular Std. IV Examination 1929-30.		Percentage of the passed Pupils.	REMARKS.
	1929-30.	1928-29.				Appeared.	Passed.		
Rs. a. p. 2,988 0 0	Rs. a. p. 872 0 0	Rs. a. p. 825 0 0	Rs. 36.4	Rs. 10.6	Rs. a. p. 0 12 0	5	3	60	
2,559 0 0	400 0 0	400 0 0	42.8	5.7	Free.	5	4	80	
2,260 0 0	275 0 0	275 0 0	40.8	4.9	Free.	2	1	50	
1,167 0 0	175 0 0	175 0 0	36.4	5.4	Free.	....	....	....	
1,305 0 0	200 0 0	200 0 0	29.0	4.4	0 6 0	4	4	100	
1,223 0 0	75 0 0	75 0 0	37.0	2.2	Free.	1	....	....	
3,685 0 0	888 0 0	923 0 0	55.9	13.6	Free.	13	11	84	
4,247 0 0	1,024 0 0	875 0 0	22.1	5.3	Free.	6	5	83	
5,364 0 0	1,441 0 0	1,522 0 0	42.3	13.9	Free.	7	7	100	
1,248 0 0	300 0 0	....	27.0	....	Free.	....	....	....	De Novo School.
..	....	....	....	....	....	....	....	....	Closed.
1,926 0 0	497 0 0	520 0 0	44.7	11.5	0 12 0	....	....	....	
10,427 6 0	3,082 0 0	2,752 0 0	41.7	12.1	2 4 0	....	....	....	
3,717 0 0	750 0 0	677 0 0	63.0	12.7	Free.	6	4	66	
5,553 0 0	557 0 0	600 0 0	82.6	12.9	Free.	....	....	....	
..	....	....	....	....	....	....	....	....	Closed.
428 0 0	85 0 0	85 0 0	16.4	3.2	0 4 0	....	....	....	
482 0 0	150 0 0	150 0 0	18.5	5.7	0 4 0	....	....	....	
612 0 0	110 0 0	100 0 0	14.9	2.6	0 6 0	....	....	....	
685 0 0	85 0 0	75 0 0	26.0	2.5	Free.	....	....	....	
577 0 0	75 0 0	....	11.7	1.5	Free.	....	....	....	De Novo School.
834 0 0	75 0 0	....	20.6	1.8	Free.	....	....	....	Do.
948 0 0	125 0 0	....	14.8	1.8	Free.	....	....	....	Do.
596 0 0	160 0 0	150 0 0	10.6	2.6	Free.	....	....	....	
310 0 0	60 0 0	70 0 0	17.2	3.3	Free.	....	....	....	
653 0 0	116 0 0	90 0 0	14.5	2.4	Free.	....	....	....	
257 0 0	6 0 0	50 0 0	12.8	3.0	Free.	....	....	....	



Description of the School.		Number.	Name of the School.	Number of pupils on 31st March 1929.			Average attendance—the Average No. on Rolls during the year 1929-30.	No. of Teachers. Full Time and Part Time.		
M—Marathi. G—Gujarati. U—Urdu. H—Hindi. S—Sindhi. C—Canarase.	B—Boys' School. G—Girls' School. N—Night School.			Boys.	Girls.	Total.		Males.	Females.	Total.

## WARD

U	N	42	Khilafat Wari Bunder Night School	16	..	16	$\frac{14}{16}$	2	..	2
U	N	43	Khilafat Foras Road Night School.	46	..	46	$\frac{31}{41}$	4	..	4
U	N	44	Khilafat Sankli Street Night School	41	..	41	$\frac{32}{37}$	2	..	2
U	N	45	Khilafat Surti Moholla Night School	15	..	15	$\frac{13}{14}$	1	..	1
U	N	46	Khilafat Undaria Street Night School.	21	..	21	$\frac{16}{21}$	1	..	1

## WARD

(Population of Primary School going

M	B	1	New Parel Bhoiwada School	54	14	68	$\frac{46}{87}$	2	..	2
M	B	2	Nare and Mandall's Charitable Institution.	35	2	37	$\frac{20}{24}$	2	..	2
M	B	3	Wesleyan Mission School, Parel	69	19	88	$\frac{62}{88}$	2	1	3
M	B	4	B. P. T. Wadala (Sewri) School	93	14	107	$\frac{92}{107}$	6	2	8
M	B	5	B. P. T. Antop Village School	56	34	90	$\frac{59}{77}$	1	2	3
M	B	6	Acworth Leper Asylum, Matunga School.	2	2	4	$\frac{3}{4}$	1	..	1
M	B	7	M. E. Mission, Naigaum School	40	6	46	$\frac{32}{48}$	1	1	2
M	B	8	S. A. Matunga Camp School	20	14	34	....	1	..	1
M	B	9	B. C. Matunga Camp School	35	9	44	$\frac{26}{39}$	2	..	2
	B	10	S. A. Naigaum School	..	..	..	....	..	..	..
M	B	11	B. C. St. Antonio School (Sewri)	12	18	30	$\frac{23}{28}$	1	..	1
M	B	12	Helpless Beggars' Relief Camp School, Rowli Hill.	11	2	13	$\frac{11}{13}$	1	..	1
G	B	13	N. J. Wadia School	89	173	262	$\frac{232}{270}$	1	12	13
G	B	14	Britania Gujarati Boys' and Girls' School.	58	43	101	$\frac{75}{93}$	4	2	6
M	G	15	S. A. Rescue Home School, Matunga	..	14	14	$\frac{14}{14}$	..	2	2
G	G	16	Sir J. J. Parel Girls' School..	..	126	126	$\frac{102}{125}$	1	7	8
G	G	17	Dadar Girls' School	15	9	24	$\frac{23}{30}$	..	3	3
M	N	18	P. S. Parel Night School	..	..	..	....	..	..	..
M	N	19	Hindu Sabha Naigaum Night School	47	5	52	$\frac{23}{38}$	3	..	3
U	N	20	Khilafat Parel Night School	20	..	20	$\frac{16}{21}$	3	..	3

Total Amount of Expenditure for 1929-30.	Grants paid for		Expenditure per head of Pupil for 1929-30.	Annual Grant per head of Pupil for 1929-30.	Average rate of fee charged.	Result of the General Standard IV Examination.		Percentage of the passed Pupils.	REMARKS.
	1929-30.	1928-29.				Appeared.	Passed.		

E—contd.

Rs. a. p.	Rs. a. p.	Rs. a. p.	Rs.	Rs.	Rs. a. p.			
317 0 0	70 0 0	60 0 0	13.8	4.3	Free.	....	....	....
507 0 0	115 0 0	90 0 0	12.8	2.8	Free.	....	....	....
325 0 0	50 0 0	40 0 0	8.7	1.3	Free.	....	....	....
289 0 0	45 0 0	40 0 0	20.6	3.2	Free.	....	....	....
298 0 0	50 0 0	40 0 0	14.1	2.3	Free.	....	....	....

F

(Age as per Census of 1921—11,718.)

1,227 0 0	350 0 0	400 0 0	14.1	4.0	Free.	4	3	75	Rs. 277 were paid as Remission of fees.
649 0 0	200 0 0	265 0 0	27.0	8.8	Free.	....	....	....	
2,862 0 0	500 0 0	425 0 0	30.2	5.6	Free.	2	....	....	
4,499 0 0	1,010 0 0	1,150 0 0	42.0	9.4	Free.	9	4	44	
1,496 0 0	314 0 0	175 0 0	19.4	7.0	Free.	....	....	....	
324 0 0	230 0 0	230 0 0	31.0	75.0	Free.	....	....	....	
1,916 0 0	150 0 0	150 0 0	27.4	3.1	Free.	2	2	100	
783 0 0	150 0 0	140 0 0	....	....	Free.	....	....	....	
672 0 0	80 0 0	80 0 0	17.2	2.0	Free.	1	1	100	
....	....	....	Closed.	....	....	....	....	....	
536 0 0	70 0 0	40 0 0	20.9	2.5	Free.	....	....	....	
1,080 0 0	250 0 0	250 0 0	33.0	19.2	Free.	....	....	....	
14,018 0 0	2,001 0 0	1,348 0 0	55.8	7.4	1 4 0	....	....	....	
2,989 0 0	722 0 0	525 0 0	31.9	7.7	1 8 0	....	....	....	
1,425 0 0	80 0 0	40 0 0	101.7	5.7	Free.	....	....	....	
7,859 0 0	2,137 0 0	2,000 0 0	61.2	17.0	Free.	....	....	....	
3,380 0 0	750 0 0	1,200 0 0	129.3	25.0	3 0 0	....	....	....	
....	....	....	Closed.	....	....	....	....	....	
250 0 0	80 0 0	60 0 0	17.1	2.1	Free.	....	....	....	
832 0 0	115 0 0	125 0 0	18.1	5.4	Free.	....	....	....	

Description of the School.		Number.	Name of the School.	Number of pupils on 31st March 1930.			Average attendance $\frac{1}{2}$ the Average No. on Rolls during the year 1929-30.	No. of Teachers. (Full Time and Part Time).		
M—Marathi. G—Gujarati. D—Urdu. H—Hindi. S—Sindhi. C—Canarese.	B—Boys' School. G—Girls' School. N—Night School.			Boys.	Girls.	Total.		Males.	Females.	Total.

## WARD

(Population of Primary School-going

U	..	N	..	21	Khilafat Matunga Night School ..	13	..	13	$\frac{10}{12}$	1	..	1
U	..	N	..	22	Khilafat Lalbaug Night School ..	15	..	15	$\frac{12}{14}$	1	..	1
U	..	N	..	23	Khilafat Sewri-Night School ..	26	..	26	$\frac{19}{28}$	2	..	2

## WARD

(Population of Primary School-going

..	..	B	..	1	Chhabildas Lallobhoy Primary School.	226	17	243	$\frac{191}{280}$	7	2	9
M	..	B	..	2	Bene-Israel School, Jacob Circle ..	7	84	161	$\frac{109}{148}$	5	5	10
M	..	B	..	3	David Sassoon Industrial and Reformatory Institution Mar. Br.	119	..	119	$\frac{99}{125}$	8	..	8
M	..	B	..	4	S. A. Mahim Chawi School, Parel ..	..	..	..	..	..	..	..
M	..	B	..	5	S. A. Cleveland Road School, Worli	..	..	..	..	..	..	..
G	..	B	..	6	David Sassoon Industrial and Reformatory Institution, Guj. Br.	93	..	93	$\frac{89}{101}$	2	..	2
G	..	B	..	7	DeLisle Road Parel, Boys' and Girls' School.	46	6	52	$\frac{44}{56}$	4	..	4
U	..	B	..	8	David Sassoon Industrial and Reformatory Institution, Urdu Br.	109	..	109	$\frac{92}{110}$	2	..	2
U	..	B	..	9	Madressa-I-Makhdomia School, Mahim.	55	50	105	$\frac{99}{138}$	2	2	4
U	..	N	..	10	Khilafat DeLisle Road No. 2 Night School.	19	..	19	$\frac{18}{18}$	1	..	1
U	..	N	..	11	Khilafat Dharawi Night School ..	18	..	18	$\frac{16}{22}$	1	..	1

THE SCHOOLS COMMITTEE'S OFFICE,  
BOMBAY, 31st August 1930.

Total Amount of expenditure for 1929-30.	Grant paid for		Expenditure per head of pupil for 1929-30.	Annual Grant per head of pupil for 1929-30.	Average Rate of Fees Charged.	Results of the General Vernacular Std. IV Examination 1929-30.		Percentage of the passed pupils.	REMARKS.
	1929-30.	1928-29.				Appeared.	Passed.		

F—contd.

Age as per Census of 1921—13,728)

Rs. a. p.	Rs. a. p.	Rs. a. p.	Rs.	Rs.	Rs. a. p.				
299 0 0	....	40 0 0	24.0	....	Free.	....	....	....	Grant not paid as average attendance below ten.
255 0 0	60 0 0	60 0 0	18.0	4.8	Free.	....	....	...	
386 0 0	40 0 0	40 0 0	12.0	1.5	Free.	....	....	....	

G

Age as per Census of 1921—13,728.)

9,854 0 0	2,390 0 0	1,825 0 0	42.8	10.0	0 4 0	54	42	77	
6,399 0 0	360 0 0	....	44.7	2.5	Free.	5	2	40	De Novo School; Remission of Fees Rs. 52-8-0.
4,776 0 0	825 0 0	725 0 0	98.2	6.5	Free.	10	10	100	
....	....	Closed.							
....	....	Closed.							
2,039 0 0	850 0 0	800 0 0	20.1	3.4	Free.	10	10	100	
3,145 0 0	715 0 0	945 0 0	56.1	16.8	1 12 0	12	8	66	
3,586 0 0	325 0 0	225 0 0	32.6	2.0	Free.	13	6	61	
3,369 0 0	399 0 0	500 0 0	24.4	8.5	Free.	5	8	60	
272 0 0	55 0 0	40 0 0	15.1	3.0	Free.	....	....	....	
310 0 0	55 0 0	50 0 0	14.0	2.	Free.	....	....	....	

R. V. PARULEKAR,  
Secretary, Schools Committee.

BOMBAY, 3rd July 1930

FROM

THE MUNICIPAL AUDITORS,

BOMBAY.

TO

THE MUNICIPAL SECRETARY,

BOMBAY.

SIR,

Agreeably to section 137 of the Bombay Municipal Act and in accordance with the orders of the Town Council (No. 1455 dated the 6th October 1879), we have the honour to forward herewith 4 appendices marked A, B, C, and D containing the result of the scrutiny of the outstanding bills of Rates and Taxes which were in the hands of the ward-clerks in the several ward offices and in the office of the Assessor and Collector on the 31st March 1930.

2. From Appendix C attached it will be seen that the total outstandings on account of Rates and Taxes (inclusive of meter hire and contribution from Government under section 144 of the Municipal Act) on 31st March 1930 amounted to Rs. 24,29,480-2-3 against Rs. 22,00,889-12-6 on the same date last year, resulting in an increase of Rs. 2,28,590-6-2 in the outstanding amount. On a comparison of the outstandings at the end of March 1930 with those of 1929 it appears that the excess is due to a large increase in A Ward especially under General Tax and in B Ward under Water by meter measurement and to the absence of payment by Government of their contribution for 1929-30 under Section 144 of the Act, partially counterbalanced by decreases under other Wards.

3. The increase in General Tax in A Ward is accounted for as due to the revision in the assessment of the mills made early in March 1930 with effect from 1st April 1929. Supplementary bills for the year 1929-30 were issued in March 1930. These bills, though of different wards, were transferred to the A ward for recovery. The total amount thus transferred to A ward for recovery aggregated over 4 lacs and had it not been for these mill-bills, the recovery of which is held over, pending settlement of the complaints against the revised assessment, the balance in A ward on 31st March 1930 would have been considerably less, than that on 31st March 1929.

4. The increase of over Rs. 2,000 in Water Tax by meter measurement in the B ward was due to a large number of bills outstanding at the end of the year. Some of these bills pertained to B ward and others were transferred from other wards. The transfer bills were received in the months of February and March 1930 and could not therefore be recovered early, as most of them were disputed on some ground or other, chiefly on account of over consumption, in which cases references had to be made to the Hydraulic Engineer for settlement of the disputes.

5. The contribution from Government under section 144 of the Act was held back as the revised award of the officers appointed to fix the assessment which was to take effect from 1929-30 was not ready before 31st March 1930. A sum of Rs. 23,243-14-0 was, however, received during the year from the Executive Engineer, Works Division, Poona.

6. There were over 5 lacs outstanding on 31st March 1930 against the G. I. P. Railway. As the dispute with the G. I. P. Railway which was under correspondence for a very long time has now been finally settled by the Railway Board, the arrears have been cleared during the current year. It would be well to note that the total outstanding balance on 30th June 1930 has been reduced to 10 lacs.

7. Appendix D shows the number and amount of bills outstanding on 31st March 1930 on account of street number plates.

8. We beg to observe that some of the bills included in the appendices were not produced before us for scrutiny as some of these bills were certified by the Assessment Department to have been paid after 1st April 1930, some were transferred to the parties concerned for payment and a few bills of the E ward were lodged in the High Court as exhibits in suits.

9. The appendices form part of the annual report on the Municipal accounts for the year 1929-30 now under preparation.

We have the honour to be,

Sir,

Your most obedient servants,

H. S. KATRAK,

T. J. PAREKH,

*Municipal Auditors.*

## Appendix A.

STATEMENT of Outstanding Bills of Rates and Taxes for the year 1929-30 in the hands of the Ward Clerks and in the Office of the Assessor and Collector on 31st March 1930.

Wards.	No. of Bills.	DETAILS OF DEMAND.									REMARKS.	
		General Tax.	Water Tax.			Halalkhore Tax.		Tax on Vehicles and Animals.	Meter Hire.	Total.		
			On Value.	By Meter Measurement.	Compounded Tax.	On Value.	At a special rate.					
1	2	3	4	5	6	7	8	9	10	11		
		Rs. a. p.	Rs. a. p.	Rs. a. p.	Rs. a. p.	Rs. a. p.	Rs. a. p.	Rs. a. p.	Rs. a. p.	Rs. a. p.	Rs. a. p.	
A Ward ...	845	4,35,601 4 0	8,705 12 0	11,978 11 0	2,344 5 0	1,14,798 10 0	.. ..	10,303 1 0	286 0 0	5,84,017 11 0		
B " ...	722	83,225 11 6	25,606 6 0	9,500 10 0	2,168 7 0	23,243 12 0	.....	2,104 8 0	358 12 0	1,46,208 2 6		
C " ...	424	43,817 15 0	13,136 8 0	4,193 11 0	1,798 1 0	11,537 8 0	.....	1,711 10 0	182 0 0	78,377 6 0		
E " ...	1,136	76,243 10 0	19,958 1 0	29,177 1 0	3,430 1 0	20,857 8 0	.....	14,330 15 0	438 8 0	1,63,535 12 0		
E " ...	723	40,703 12 0	11,410 7 0	1,423 9 0	1,691 14 0	11,497 7 0	.....	6,773 11 0	309 0 0	73,809 12 0		
F " ...	322	19,495 13 0	5,145 1 0	2,908 1 0	266 12 0	5,799 13 0	.....	2,159 15 0	128 8 0	35,903 15 0		
G " ...	1,038	72,721 9 0	10,111 4 10	22,526 5 0	421 14 0	19,356 6 0	.....	3,749 5 0	751 0 0	1,29,637 11 10		
City Improvement Trust.	675	24,639 0 0	7,284 6 0	4,194 12 0	168 9 0	6,139 3 0	....	.....	490 0 0	42,916 8 0		
Government ...	153	5,868 4 0	1,813 2 0	11,851 13 0	507 5 0	1,450 8 0	788 7 0	.....	492 0 0	22,771 8 0		
Bombay Port Trust..	3	.....	.. ..	....	....	....	3 1 0	.....	....	3 1 0		
G. I. P. Railway ...	190	3,68,440 14 0	616 0 0	85,979 2 0	....	46,184 12 0	....	.....	.. ..	5,01,220 12 0		
B. P. & C. I. Railway	32	3,649 4 0	17 11 0	5,593 0 0	....	19 4 0	....	.....	.....	9,279 3 0		
<b>Total ...</b>	<b>6,263</b>	<b>11,74,407 10 6</b>	<b>1,02,904 10 10</b>	<b>1,89,326 11 0</b>	<b>12,797 5 0</b>	<b>2,60,884 11 0</b>	<b>791 8 0</b>	<b>41,133 1 0</b>	<b>3,435 12 0</b>	<b>17,85,681 5 4</b>		
Contribution from Government under Section 144 of the Act.	...	4,49,200 8 0	....	....	....	....	....	....	....	4,49,200 8 0		
<b>Grand Total ...</b>	<b>6,263</b>	<b>16,23,608 2 6</b>	<b>1,02,904 10 10</b>	<b>1,89,326 11 0</b>	<b>12,797 5 0</b>	<b>2,60,884 11 0</b>	<b>791 8 0</b>	<b>41,133 1 0</b>	<b>3,435 12 0</b>	<b>22,34,881 13 4</b>		

363

MUNICIPAL OFFICE,  
BOMBAY, 3rd July 1930.

H. S. KATRAK,  
T. J. PAREKH,  
Municipal Auditors.

## Appendix B.

Summary of Outstanding Bills of Rates and Taxes for the year 1928-29, and previous years in the hands of the Ward Clerks and in the office of the Assessor and Collector on 31st March 1930.

Wards.	No. of Bills.	Details of Demand.								REMARKS.
		General Tax.	Water Tax.			Halalkhore Tax.		Tax on Vehicles and Animals.	Total.	
			On Value.	By Meter Measurement.	Compounded Tax.	On Value.	At a special rate.			
1	2	3	4	5	6	7	8	9	10	
		Rs. a. p.	Rs. a. p.	Rs. a. p.	Rs. a. p.	Rs. a. p.	Rs. a. p.	Rs. a. p.	Rs. a. p.	
<i>For the year 1922-23.</i>										
F Ward	2	66 5 6	21 10 2			17 4 10			105 4 6	
F " "	1	16 11 0				9 13 0			26 7 0	
Total	3	83 0 6	21 10 2			27 0 10			131 11 6	
<i>For the year 1923-24.</i>										
A Ward	6	5,288 7 0	672 6 0			537 14 0			6,498 11 0	
" "	1							20 0 0	20 0 0	
" "	18	747 3 0	166 15 0	33 12 0		192 7 0		37 5 0	1,177 10 0	
" "	2	33 6 0				19 8 0			52 14 0	
G " "	3	94 9 0	30 15 0			24 10 0			150 2 0	
Total	30	6,163 9 0	870 4 0	33 12 0		774 7 0		57 5 0	7,899 5 0	
<i>For the year 1924-25.</i>										
A Ward	10	917 3 0	56 4 0			45 0 0		100 5 0	1,118 12 0	
B " "	2	366 4 0	119 8 0			25 9 0			581 5 0	
" "	10	169 6 0						199 0 0	368 6 0	
E " "	25	1,289 15 0	278 0 0	54 12 0		320 8 0			1,948 3 0	
" "	2	23 0 0				15 1 0			38 1 0	
" "	11	354 0 0	139 3 0	92 10 0		111 4 0			697 1 0	
Bombay Port Trust	2	52 12 0	44 14 0			35 14 0			133 8 0	
Total	62	3,172 8 0	637 13 0	147 6 0		623 4 0		299 5 0	4,880 4 0	



APPENDIX B—(continued).

Wards.	No. of Bills.	Details of Demand.								REMARKS.
		General Tax.	Water Tax.			Halalkhore Tax.		Tax on Vehicles and Animals.	Total.	
			On Value.	By Meter Measurement.	Compounded Tax.	On Value.	At a special rate.			
1	2	3	4	5	6	7	8	9	10	
		Rs. a. p.	Rs. a. p.	Rs. a. p.	Rs. a. p.	Rs. a. p.	Rs. a. p.	Rs. a. p.	Rs. a. p.	
<i>For the year 1925-26.</i>										
A Ward	10	66 12 0	21 12 0	.....	.....	17 6 0	.....	143 0 0	248 14 0	
B "	3	661 4 0	215 10 0	.....	.....	172 8 0	.....	40 0 0	1,029 6 0	
D "	21	351 3 0	116 2 0	.....	.....	92 12 0	.....	421 0 0	981 1 0	
E "	24	1,922 5 0	220 12 0	34 8 0	.....	549 3 0	.....	76 0 0	2,802 12 0	
G "	22	350 14 0	123 3 0	1,520 10 0	.....	98 3 0	.....	47 0 0	2,139 14 0	
<b>Total</b>	<b>80</b>	<b>3,352 6 0</b>	<b>697 7 0</b>	<b>1,555 2 0</b>	<b>.....</b>	<b>930 0 0</b>	<b>.....</b>	<b>727 0 0</b>	<b>7,361 15 0</b>	
<i>For the year 1926-27.</i>										
A Ward	18	313 15 0	102 9 0	.....	.....	82 1 0	.....	305 5 0	808 14 0	
B "	2	.....	.....	.....	.....	.....	.....	36 0 0	36 0 0	
C "	6	884 0 0	100 15 0	.....	.....	240 0 0	.....	.....	1,224 15 0	
D "	38	1,356 13 0	195 3 0	.....	.....	355 6 0	.....	580 0 0	2,487 6 0	
E "	31	3,530 6 0	606 11 0	.....	.....	932 13 0	.....	87 0 0	5,156 14 0	
F "	11	531 1 0	173 3 0	716 10 0	.....	138 7 0	.....	.....	1,559 5 0	
G "	45	778 2 0	249 2 0	1,540 8 0	.....	198 12 0	.....	110 0 0	2,876 8 0	
City Improvement Trust	4	216 9 0	70 11 0	.....	.....	58 13 0	.....	.....	346 1 0	
<b>Total</b>	<b>155</b>	<b>7,615 14 0</b>	<b>1,498 6 0</b>	<b>2,257 2 0</b>	<b>.....</b>	<b>2,006 4 0</b>	<b>.....</b>	<b>1,118 5 0</b>	<b>14,495 15 0</b>	



## Appendix C.

### SUMMARY of Appendices A and B.

Year	Appendix A.		Appendix B.		Grand Total.	
	Number of Bills.	Amount.	Number of Bills.	Amount.	Number of Bills.	Amount.
1929-30.		Rs.    a.    p.		Rs.    a.    p.		Rs.    a.    p.
	6,263	17,85,681    5    4	.....	.....	6,263	17,85,681    5    4
Contribution from Government under Section 144 of the Act	.....	4,49,200    8    0	.....	.....	.....	4,49,200    8    0
1928-29	.....	.....	935	1,22,121    3    10	935	1,22,121    3    10
1927-28	.....	.....	354	37,807    15    0	354	37,807    15    0
1926-27	.....	.....	155	14,495    15    0	155	14,495    15    0
1925-26	.....	.....	80	7,261    15    0	80	7,261    15    0
1924-25	.....	.....	62	4,880    4    0	62	4,880    4    0
1923-24	.....	.....	30	7,899    5    0	30	7,899    5    0
1922-23	.....	.....	3	131    11    6	3	131    11    6
Total	6,263	22,34,881    13    4	1,619	1,94,598    5    4	7,882	24,29,480    2    8

MUNICIPAL OFFICES,  
BOMBAY, 1st July 1930.

H. S. KATRAK,  
T. J. PAREKH,  
*Municipal Auditors.*

## Appendix D.

RECEIVED IN THE MUNICIPAL OFFICE  
BOMBAY, 3rd July 1930.

*Bills on account of Street Number Plates outstanding on 31st March 1930.*

Ward.	Number of Bills.	Amount.	REMARKS.
		Rs.   a.   p.	
A	8	19   4   0	
C	1	1   12   0	
D	5	22   12   0	
E	5	10   8   0	
F	2	8   12   0	
G	80	173   4   0	
City Improvement Trust.	1	14   0   0	
<b>Total</b>	<b>102</b>	<b>250   4   0</b>	

MUNICIPAL OFFICE,  
BOMBAY, 3rd July 1930.

H. S. KATRAK,  
T. J. PAREKH,  
*Municipal Auditors.*

BOMBAY, 9th September 1930.

FROM

THE MUNICIPAL AUDITORS,

BOMBAY,

TO

THE MUNICIPAL SECRETARY,

BOMBAY,

SIR,

We have the honour to forward herewith our Report on the accounts of the Schools Committee for the year 1929-30, with a view to the same being printed with the Administration report for the year.

We have the honour to be,

Sir,

Your most obedient servants,

H. S. KATRAK,

T. J. PAREKH,

*Municipal Auditors.*

**REPORT ON THE ACCOUNTS OF THE SCHOOLS COMMITTEE FOR THE  
YEAR 1929-30.**

1. Agreeably to the instructions contained in by-law No. 14 of the Schools Committee framed by the Corporation under Section 461 (u) of the Municipal Act, the accounts of the Schools Committee for the year 1929-30 were audited by the Municipal Auditors. The work was taken up early in June 1930 and with the exception of disbursement vouchers (both establishment and contingencies) which are in course of examination, all account books were completely examined. After the submission of our report last year, a list of objections on the examination of the establishment and contingent vouchers together with a few suggestions was submitted to the Schools Committee for necessary action. The list has been finally disposed of and action taken on the suggestions. A similar report will be submitted to the Schools Committee on the completion of the detailed examination of the vouchers for final orders.

2. It is worthy of note that during the year under report a keen controversy arose both in the Standing Committee and the Corporation in the matter of the financial control of the Schools Committee over the funds placed at their disposal under Section 39 (7) of the Act and their powers in the matter of transfer of grants and investments of their surplus monies. After a good deal of discussion it has been decided by the Law and Procedure Committee of the Corporation to amend the by-laws and the several sections of the Act bearing on the subject. The Auditors submitted a suggestion to the Municipal Commissioner for the incorporation of the Schools Committee accounts (in detail) in the Municipal General Fund Accounts. This has also been submitted by the Commissioner to the Law and Procedure Committee for their consideration.

3. The results of the year are briefly summarized below :—

	Actuals. 1928-29	1929-30.		
		Budget.	Revised.	Actuals.
	Rs.	Rs.	Rs.	Rs.
Receipts ... ..	28,54,892	31,30,660	31,56,160	31,56,759
Expenditure... ..	30,12,214	32,15,900	30,59,038	29,68,295

4. The Schools Committee accounts for 1929-30 opened with a balance of Rs. 2,77,185-7-7 which was in excess of the budgetted opening balance of Rs. 1,05,557 by Rs. 1,71,628-7-7. As the Corporation grant for the year to the Schools Committee was fixed with reference to the anticipated opening balance, the Municipal Commissioner represented to the Corporation that the Schools Committee was not authorized to keep an amount more than the budgetted opening balance. His view was upheld by the Corporation who in their Resolution No. 7666, dated the 28th November 1929, directed that the difference, viz., Rs. 1,71,628-7-7 should be refunded to the Municipal General Fund. These orders were complied with and the grant fixed for the year, viz., Rs. 31,12,660 was fully paid to the Schools Committee as usual, by equal monthly instalments. The amount refunded into the Municipal General Fund by the Schools Committee has been taken as a set off against the total grant for the year in the General Municipal Accounts by the Chief Accountant.

*Comparison of Actuals.*

5. The receipts for the year under review amounted to Rs. 31,56,759 (inclusive of the full grant of Rs. 31,12,600 received by the Schools Committee) against Rs. 28,54,892 or Rs. 3,01,867 in excess. The increase was chiefly in the contribution from the General Municipal Fund (being Rs. 31,12,600 against Rs. 28,11,560 in the previous year). There were increases under Fees from Municipal Schools, contribution to pension fund and miscellaneous receipts. These were nearly counterbalanced by a falling off under interest on investments, etc. The increase under School Fees was due to the fact that the rates of fees in Anglo-Vernacular Schools were increased.

6. On the expenditure side, however, there was a large decrease in the actuals for the year under report being Rs. 29,68,295 against Rs. 30,12,214 in the previous year or Rs. 43,919 less being the net result of large savings under (1) Salaries of Head Masters and Teachers, (2) Rents and (3) Contingencies, partially counterbalanced by increases under (a) Grants-in-Aid to primary schools, (b) Prizes, (c) Free reading rooms and Libraries, (d) Pension and Gratuities, etc., (e) Repairs to Municipal Buildings and (f) Municipal share towards the Provident Fund. The savings under Salaries of Head Masters and Teachers were due to efforts to curtail expenditure by avoiding acting arrangements in leave vacancies wherever possible and also by utilizing the present staff to the greatest possible extent and thereby avoiding the creation of new posts. The savings under Rents were due to the strenuous efforts of the Chairman in persuading the landlords to reduce the rents, and those, under contingencies, to the revision of the system of making contingent grants to schools. The increase under Grants-in-Aid to primary schools was due to an increase in the number of aided schools especially on the Urdu side and under Prizes due to the revival of the original system of giving prizes, which was under the consideration of the Sub-Committee in the previous year. Owing to a large supply of new books to each of the libraries there was an increase under that head. The increase under Pensions, etc., was due to the fact that the Schools Committee finally decided to give to all teachers who were formerly under Government pension rules, the benefit of Municipal pension and gratuity rights. The increase in the Municipal share towards the Provident Fund was due to a normal rise.

*Comparison of the Actuals with the Budget and the Revised for the Year.*

7. Under receipts, the actuals closely followed the Revised but are in excess of the Budget figure by Rs. 25,500, the increase being under school fees for the reasons stated above and under interest, pension contribution and miscellaneous, due to the receipts under these heads having been underestimated at the time of the preparation of the Budget. On the expenditure side, however, there were large savings when compared with the Budget estimate, the actuals being Rs. 29,68,295 against the Budget figure of Rs. 32,15,900 or a saving of Rs. 2,47,605. The savings are distributed amongst several heads but are chiefly under Salaries of Head Masters and Teachers, Rents, Contingencies and Miscellaneous, Grants-in-Aid to primary schools, Medical Inspection, Superintendents Aided Schools and Municipal share towards Provident Fund partially counterbalanced by an increase under Pensions and Gratuities, etc. The savings under the first three heads are explained in para 6 above while that under Grant-in-Aid to primary schools was due to the full provision in the Budget not having been utilized. Under Medical Inspection and Superintendents Aided schools, the savings were chiefly under salaries and to over-estimates under other heads. The increase under Pension and Gratuities was due to the fact that the Schools Committee decided finally during the year to extend the benefits of the Municipal Pension and Gratuity rules to all teachers who were formerly under Government Pension Rules. The Revised estimate which was fixed at Rs. 30,59,038 also proved high for the reasons stated above.

8. During the year under Report there were excesses anticipated under certain heads over the Revised grant for the year. These were sanctioned by the Schools Committee in their Resolution No. 922, dated 18th March 1930, by re-appropriation from the savings in the grant under Head Masters and Teachers.

9. The Government grant received during the year on account of Primary Education and credited to the Municipal Fund aggregated Rs. 8,10,418 as per details given below against Rs. 8,15,636 in 1928-29 and Rs. 8,84,731 in 1927-28.

Grant for the year 1929-30 as assessed on the expenditure for	Rs.	a.	p.
1928-29 .. .. .	6,25,000	0	0
Provisional Grant for the year 1929-30 for the extra expenditure on Compulsory Education .. .. .	1,98,272	0	0
	<b>Total Rs.</b>	<b>8,23,272</b>	<b>0 0</b>
Amount deducted in adjustment of the provisional grant given in the previous year .. .. .	21,283	0	0
	<b>Total Rs.</b>	<b>8,01,989</b>	<b>0 0</b>
<i>Add</i> —Grant by Government on account of the expenditure incurred on the five Anglo-Vernacular schools maintained by the Committee. ...	8,429	0	0
	<b>Grand Total Rs.</b>	<b>8,10,418</b>	<b>0 0</b>

The long disputed question of Government grant towards primary education has not yet been finally settled. A suit is still pending in the High Court with regard to the Municipal claim in this connection.

10. The total assets and working balance of the School Fund on the 31st March 1930 were Rs. 16,66,106-4-2 and Rs. 2,94,021-0-1 respectively.

## ASSETS.

	Rs.	a.	p.
Surplus cash investment with the Imperial Bank of India, 3½ per cent. Government Promissory Notes of the face value of Rs. 11,200 .. .. .	10,801	0	0
Public Securities belonging to Prize and other Funds with the Imperial Bank of India for safe custody .. .. .	1,85,400	0	0
Securities from Contractors .. .. .	4,500	0	0
Deposit with the Chief Accountant, Bombay Municipality, regarding Provident Fund .. .. .	10,41,350	10	11
<i>Fixed Deposits—</i>			
	Rs.		
Central Bank of India, Ltd. .. .. .	84,000		
Eastern Bank, Ltd. .. .. .	30,000		
	1,14,000	0	0
<i>Advances recoverable—</i>			
	Rs. a.		
Advances to Officers .. .. .	425	0	
Advances to Head Teachers .. .. .	2,832	0	
	3,257	0	0
<i>Balance—</i>			
(1) With the Imperial Bank of India .. .. .	3,06,392	2	6
(2) In Office Treasury .. .. .	405	6	9
	3,06,797	9	3
Total ..	Rs. 16,66,106	4	2

*Liabilities.*

Deposit Account.. .. .	8,979	15	3
Unclaimed Wages Deposit Account .. .. .	3,758	8	0
Paper Deposits from Contractors .. .. .	4,526	2	0
Cash Deposits from Contractors .. .. .	1,350	0	0
Provident Fund Account .. .. .	10,44,191	4	5
Amount of Prize Funds .. .. .	3,09,279	6	5
	13,72,085	4	1
	2,94,021	0	1
Balance			
Grand total ..	16,66,106	4	2

11. The Cash Balance in the Office Treasury was counted and found correct. The Balance in Bank Pass Book (Rs. 3,92,982-4-6) differs from that shown in the Cash Book by Rs. 86,590-2-0. The difference is due to cheques drawn on or before 31st March 1930 not having been cashed at the Bank during the year.

12. The safe custody receipts for Government Promissory Notes and other securities lodged with the Imperial Bank of India and the Fixed Deposit Receipts of the several Banks were examined by us and found correct.

H. S. KATRAK,  
T. J. PAREKH.  
*Municipal Auditors.*

BOMBAY, 9th September 1930.



FROM

THE MUNICIPAL AUDITORS,

BOMBAY.

TO

THE MUNICIPAL SECRETARY,

BOMBAY.

SIR,

Agreeably to Section 137 (1) of the Bombay Municipal Act of 1888 we beg to forward herewith our report on the Municipal accounts for the year 1929-30 with a view to the same being printed and submitted to the Standing Committee and the Corporation as usual with the Administration Report for the year.

We have the honour to be,

Sir,

Your most obedient servants,

H. S. KATRAK,

T. J. PAREKH

*Municipal Auditors.*

BOMBAY, 25th September 1930.

**REPORT OF THE AUDITORS ON THE MUNICIPAL ACCOUNTS FOR  
THE YEAR 1929-30.**

The Auditors for the year appointed by the Corporation under Section 136 (1) of the Municipal Act were Khan Bahadur H. S. Katrak, (Corporation Resolution No. 11300, dated the 11th March 1929) and Mr. T. J. Parekh (Corporation Resolution dated the 22nd April 1929). Mr. Parekh took charge of his post on 1st May 1929.

2. In the year under review there was no noteworthy change in the method of maintaining the accounts. The vouchers relating to receipts, disbursements and adjustments were checked in detail with the entries in the Day Books and the entries in the Day Books were traced to the ledgers. The weekly accounts were regularly examined as soon as they were produced, prior to their publication in the Government Gazette.

*General Fund.*

3. The results of the year compared with the actuals of the previous year and the Budget and Revised Estimates for the year under review are summarized below:—

Particulars.	Actuals 1928-29.	1929-30.		
		Budget.	Revised.	Actuals.
Revenue and Receipts .. .. .	3,15,33,383	3,33,03,966	3,31,21,450	3,31,40,098
Expenditure .. .. .	3,27,50,278	3,36,47,739	3,36,49,694	3,30,00,829
Surplus .. .. .	.....	.....	.....	1,39,269
Deficit .. .. .	12,16,895	3,43,773	5,28,244	.....
Unexpended grants to be renewed during the year .. .. .	8,28,858	.....	.....	4,99,110

*Comparison of Accounts.*

4. The revenue for the year (Rs. 3,31,40,098) exceeded that of the previous year (Rs. 3,15,33,383) by Rs. 16,06,715. Of this large increase, over half *viz.* Rs. 8,65,096 were on account of the Development Scheme Receipts (*viz.* Sale of surplus lands Rs. 5,67,259 and Rents etc. Receipts Rs. 2,97,837). These receipts which were previously taken to the credit of Loan Works Budget are now taken to the credit of Revenue from the year under review, as it has been decided to provide for the interest and sinking fund charges on account of the loans raised for these schemes from Revenue. The rest of increase is distributed amongst several heads but is chiefly under Property Taxes (General, Water and Halalcore Taxes), Cotton Duty, Roads and Overbridges partially counterbalanced by a falling off under Town Duties, Interest on Investments, Garden and Open spaces, and Contribution from Capital Funds to Revenue on account of Loan Works staff. Under General Tax there was an increase of Rs. 1.01 lacs being the net result of an increase of Rs. 7.33 lacs under collections from the public and Rs. .33 lacs from the City Improvement Trust due to prompt recoveries of arrears and a decrease of Rs. 3.99 lacs from Government due to non-payment of tax owing to the award of the valuation officers not having been received before the close of the year and Rs. 2.63 lacs under Port Trust due to the fact that the last year's actuals were high owing to the payment of arrears on account of the revised assessment of their properties. Under Water Tax there was an increase of Rs. 5.48 lacs chiefly in the amount on rateable value and under tax by meter measurement owing to the payment of large arrears by the G. I. P. Railway. Under Halalcore Tax the increase of Rs. 1.25 lacs was wholly under realization of tax on rateable value. Cotton Duty was in excess by Rs. 2.03 lacs owing to a bumper crop during the year under review. The increase under Roads and Overbridges was under Wheel Tax (Rs. 2.52 lacs) both on private and public conveyances and under Ground Rent (Rs. .69 lacs) chiefly in the recovery from the Tramway Company owing to the payment of arrears of the last year. Owing to a depression in trade there was a decrease of Rs. 1.75 lacs, partly in the realization of Town Duties through the G. I. P. and B. B. & C. I. Railways and partly due to

large refunds of duties. Under Interest and Profit on investments, etc., there was a decrease of Rs. 1.91 lacs. due to a falling off in the Surplus Loan and other balances. Under Gardens and Open spaces the falling off of Rs. 1.50 lacs. was due to the fact that the actuals of the previous year included payment of arrears of rent of the new Race Course from the Western India Turf Club. Owing to a reduction in the Loan Works staff, the contribution from Capital Funds to Revenue was less.

5. The expenditure for the year (Rs. 3,30,00,829,) exceeded that of the previous year (Rs. 3,27,50,278) by Rs. 2,50,551. The actuals of the previous year, however, included a special item of Rs. 7 lacs on account of Contribution from Revenue towards the Bai Jerbai Wadia Hospital for children. If this special item be omitted the increase in the ordinary expenditure for the year when compared with that of the previous year, was Rs. 9,50,551. This increase is the net result of excesses under several heads partially counter-balanced by savings in others, the chief of which are detailed below:—

Heads.		Excesses in lacs.	Savings in lacs.
		Rs.	Rs.
I.	General Supervision, etc. ... ..	9.54	...
III.	Education—Primary ... ..	1.37	...
IV.	Education—Secondary ... ..	.25	...
VI.	Hospitals & Dispensaries ... ..	.63	...
VII.	Street cleansing ... ..	...	.27
IX.	Public lighting ... ..	...	.47
X.	Drainage & Sewerage ... ..	...	.45
XI.	Fire Brigade ... ..	.27	...
XIV.	Markets & Slaughter Houses ... ..	...	.33
XVIII.	Loan Works Establishment ... ..	...	1.29

The increase under I General Supervision, &c., is chiefly under (1) Debt charges (Rs. 9.85 lacs) due to the payment of interest, etc., charges on account of the loans raised for the Development Schemes from Revenue in the year under report (Corporation Resolution No. 5253, dated 11th September 1928), (2) Miscellaneous charges (Rs. .62 lacs) on account of increased expenditure under Law charges and Pensions and Gratuities, (3) Property and Wheel Tax and Town Duty Refund Branch establishments (Rs. .34 lacs) due to payment of annual and arrears of increments to staff partially counterbalanced by a decrease under Election expenses (Rs. .33 lacs) due to the special expenditure in the previous year for the preparation of Electorate Roll. Under Education-Primary the Municipal Contribution to the Schools Committee under Section 39 (7) of the Act was fixed at Rs. 31,12,660 for the year under review against Rs. 28,11,560 in the previous year or an increase of nearly Rs. 3 lacs. The actuals, however, show an increase of Rs. 1.37 lacs only. This was due to the fact that a sum of Rs. 1,71,628 (being the difference between the actual and budgetted opening balances for the year) refunded by the Schools Committee to the Municipal General Fund agreeably to the orders of the Corporation (Resolution No. 7666, dated 28th November 1929) was credited in the accounts to the expenditure head "payments to Schools Committee". The increase under Education Secondary was due to special repairs, to the terraces of the Victoria and Albert Museum. The increase under Hospitals and Dispensaries is the net result of increases under (a) Infectious Diseases Hospitals (.56) due to an increase in Establishment, Diets, Clothing, Stores and Special repairs, (b) K. E. M. Hospital (.12) due to an increase in the medicines and dietary charges on account of an increase in the number of patients and (c) G. S. Medical College (.19) due to an increase under Establishment, Stores and apparatus partially counterbalanced by a decrease under Grants-in-Aid (.22) due to a reduction in and discontinuance of contributions to certain institutions. The increase under Fire Brigade was mainly under Establishment, Repairs, Rent and Stock.

Under Street cleansing and Conservancy there were savings under Road sweeping (.30) due to a reduction in the strength of the Biggaries and under Road Watering (.30) due to roads being treated with asphalt partially counterbalanced by an increase under Veterinary charges due to an increase in the labour staff, and slight increases under other heads. The savings under Public lighting (.47) were due to decrease of (.33) in the charges for gas and electric lighting and (.14) under lighting Port Trust Wharves, etc. The savings under Drainage and Sewerage were distributed under (1) Halalkore Branch, Cleansing and Sanitation (.86) due to large savings under labour charges on account of reductions due to the subvention scheme, (2) Pumping station Love Grove (.36) due to decrease under Fuel and extraordinary repairs partially counterbalanced by an increase under Miscellaneous Drainage (.68) on account of provision for staff for subvention scheme and an increase under Labour, Stores, and Repairs. The savings under Markets and Slaughter Houses were chiefly under Debt charges due to the repayments of the loan of Rs. 10,08,500 during 1928-29 and to a reduction in the rate of interest from Rs. 6½ to Rs. 5½ per cent. on the portion of Rs. 140 lacs loan from 1st April 1929. The savings under Loan Works establishment were wholly due to retrenchments in the Loan Works staff.

#### COMPARISON OF THE ACCOUNTS OF THE YEAR WITH THE BUDGET AND REVISED ESTIMATES.

6. The budgetted income for the year was Rs. 3,33,03,966 against which the actual realizations have amounted to Rs. 3,31,40,098 resulting in a falling off of Rs. 1,63,868. During the year under review it was decided to take to the credit of revenue all receipts from the Development Schemes such as sale of surplus lands and rents, etc. receipts and to provide for the interest etc. charges on account of the loans raised for these schemes out of revenue. In accordance with this decision a provision of Rs. 13,50,000 (Rs. 10 lacs on account of sale of surplus lands and Rs. 3½ lacs for rents etc.) was made in the Budget estimate. The actual realizations during the year have, however, amounted to Rs. 8,65,096 (Rs. 5,67,259 on account of the sale of surplus lands and Rs. 2,97,837 on account of rent receipts), the decrease in this one item only being Rs. 4,84,904. If this special item be omitted from both the Budget and actuals the figures will stand at Rs. 3,19,53,966 and Rs. 3,22,75,002 respectively. Thus the ordinary revenue for the year exceeded the Budget figure by Rs. 3,21,036. The chief variations under the several heads are summarized below :—

	Increases (in thousands).		Decreases. (in thousands.)
Cotton Duty ... ..	190	General Tax ... ..	349
Interest on Investments ... ..	122	Town Duties ... ..	29
Water Tax ... ..	294	Education, Primary ... ..	40
Medical Relief and Education ... ..	30	Building Regulation ... ..	40
Street Cleansing ... ..	28	Contribution from Capital Funds to Revenue on account of Loan Works staff. ... ..	63
Roads and Overbridges ... ..	141		

The increase under Cotton Duty was due to a good outturn of the crop while that under interest on investments due to larger balances remaining in hand during the year than those anticipated. Under Water Tax the increase was mainly under Tax by meter measurement due to the recovery of arrears from Government and G. I. P. Railway. Under Medical Relief and Education, fees at the Gordhandas Sunderdas Medical College and Miscellaneous receipts at the King Edward Memorial Hospital contributed to the increase while that under Street cleansing and Sanitation the revenue from sale of rights and Miscellaneous receipts were high. Under Roads and Overbridges the increase was in the realization of Wheel Tax both on private and public conveyances having been more than anticipated and under Ground Rent due to recovery of arrears from the Tramway Company. The decrease under General Tax was due to Government having decided to pay the tax in arrears instead of in advance and under Town Duties on account of depression in trade, the receipts fell off. The contribution from Government on account of Primary Education was less than what was provided in the Budget and hence the decrease under that head. Under Building Regulations the amounts provided in the Budget estimate for Miscellaneous fees and removal of encroachments on public streets proved high. The retrenchments in the Loan Works staff accounts for the decrease in the contribution from Capital Funds to Revenue. The actuals for the year closely followed the Revised there being an increase of Rs. 18,648 only with variations in details. There were increases under Cotton Duty (190), Water

Works and Overbridges (166), Halalcore Tax (43), partially counterbalanced by decreases under General Tax (74), Town Duties (178), Contribution from Capital Funds to Revenue (89) and Development Fund receipts (85). The variations were due to the Revised estimates not having been fully realized as anticipated for reasons stated above. Under General Tax the decrease was due to a falling off in the collections from the public and from the mills. The figure for Town Duties was raised by 150 in the Revised but owing to the anticipations from all the sources having fallen low on account of trade depression the result was rather disappointing.

7. The expenditure for the year under review amounted to Rs. 3,30,00,829 against the Budget estimate of Rs. 3,36,47,739 resulting in a savings of Rs. 6,46,910. The important variations are detailed below :—

	Decreases (in thousands.)	Increases (in thousands.)
Water Works..	79	General Supervision 104
Education Primary ..	169	Education, Secondary 25
Public Health..	50	
Medical Relief and Education	36	
Street Cleansing ..	76	
Roads and Overbridges ..	105	
Drainage and Sewerage ..	64	
Contribution to City Improvement Trust	82	
Municipal share towards Provident Funds.	58	

The decrease under Water Tax was due to savings under Establishment and Labour and Miscellaneous partially counter-balanced by an increase in Repairs and Maintenances due to the carrying out the work of renewing one of the 57" steel main across the Race Course and replacing it by 46" C. I. Pipes. The actuals under Education Primary were low due to the credit to this head of the sum of Rs. 1,71,628 received from the Schools Committee being the difference between the budgetted and actual opening balances for that year refunded under the orders of the Corporation. (Corporation Resolution No. 7666, dated the 28th November 1929). The savings under Public Health were distributed amongst several heads but were chiefly under General Supervision and Malaria. Under Hospitals and Medical Relief and Education the savings were mainly in the Grants-in-Aid, due to the curtailment and discontinuance of the grants to certain institutions and in the charges for the King Edward Memorial Hospital. Under Street cleansing the decreases were chiefly under Superintendence and Inspection and Bullock traction. Under Roads and Overbridges the savings were chiefly under Repairs and Maintenances, Bitumens construction and Ordinary Repairs, while those under Drainage and Sewerage were partly in the Halalcore Branch-Cleansing and Sanitation due to a decrease in the labour charges on account of reduction due to subvention scheme and partly under Fuel, Repairs and upkeep charges of the Pumping and Compressor Stations. The Contribution to the City Improvement Trust was less than provided for in the Budget owing to less realization of General Tax. Under Contribution to Provident Fund, the Budget which was based on actuals of the previous years proved high owing to arrears of contribution in those years. The increase under 1 General Supervision was distributed amongst A—General Superintendence (16), B—Collection of Revenue (12) chiefly in establishment charges due to payments of increments and leave allowances and under Miscellaneous charges (79) due to an increase in Law charges and Pensions and Gratuities. Under Education—Secondary the increase of 25 was wholly under Municipal Institutions due to carrying out the work of special repairs to the terraces of the Victoria and Albert Museum Building. The Revised estimate for the year was taken at a little higher figure than the Budget being Rs. 3,36,49,694 against Rs. 3,36,47,739. The actuals, however, amounted to Rs. 3,30,00,829. The savings were due to the reasons explained above.

8. The Budget estimate for the year under report closed with a deficit of Rs. 3,43,773. Owing, however, to an anticipated falling off in Revenue and an increase in Expenditure as estimated in the Revised the deficit rose to Rs. 5,28,244. The actual result was however satisfactory as the accounts closed with a surplus of Rs. 1,39,269. The actual results of the last five years are given below for the sake of comparison :—

Year.	Receipts.	Expenditure.	Surplus + Deficit —
	Rs.	Rs.	Rs.
1925-26 .. .. .	3,05,31,359	2,90,87,636	+ 14,43,723
1926-27 .. .. .	3,21,35,697	3,01,62,656	+ 19,73,041
1927-28 .. .. .	3,17,08,288	3,14,45,875	+ 2,62,413
1928-29 .. .. .	3,15,33,383	3,27,50,278	— 12,16,895
1929-30 .. .. .	3,31,40,098	3,30,00,829	+ 1,39,269

The receipts for the year 1929-30 are the highest recorded during the last five years. Special circumstances have, however, tended to this large increase. The Development Fund receipts which appear in this year for the first time have caused the excess of Rs. 8,65,096. The Cotton Duty has also shown an unusually large increase of Rs. 2,03,095. If these two items be deducted the ordinary revenue for the year will stand at Rs. 3,20,71,907 which is however less than that recorded in 1926-27. Thus there is no apparent increase in revenue from other sources. On the expenditure side however, it is gratifying to note, that we are not worse off since the actuals of both the 1928-29 and 1929-30 are almost the same. Omitting the special expenditure of Rs. 7 lacs in the year 1928-29 on account of the contribution to the Bai Jerbai Wadia Hospital for children the ordinary expenditure amounted to Rs. 320 lacs. During the year under review the interest, &c., charges on account of the loans raised for Development Schemes which are now met out of revenue have inflated the expenditure. If these be omitted the normal expenditure would be about Rs. 320 lacs. The abnormal increase of expenditure from year to year noted in previous years has now ceased.

9. Taking into account, however, the decrease in the amount of renewed grants (Rs. 3,29,747) and an increase of outstanding liabilities (Rs. 18,194) the surplus for the year works upto Rs. 4,50,821 (*vide* Appendix 2 of the Chief Accountant's report).

10. The total lapsed grants estimated to be renewed during the year 1930-31 amount to Rs. 4,99,110 against Rs. 8,28,857 in the previous year or a decrease of Rs. 3,29,747. The outstanding charges compared with the actuals of the last five years were as follows :—

Year.	Outstanding charges.	Total Expenditure.	Percentage of outstanding charges to total expenditure.
	Rs.	Rs.	
1925-26 .. .. .	15,68,726	2,90,87,636	5.4
1926-27 .. .. .	6,68,083	3,01,62,656	2.2
1927-28 .. .. .	6,39,035	3,14,15,875	2.03
1928-29 .. .. .	8,28,857	3,27,50,278	2.53
1929-30 .. .. .	4,99,110	3,30,00,829	1.5

From the above figures it will appear that the percentage for the year under review is the least. The figure of lapsed grants to be renewed, *viz.*, Rs. 4,99,110, is made up of Rs. 2,15,036 on account of interest charges on Municipal Debentures due but not paid upto the end of 1929-30 and the balance of Rs. 2,84,074 is distributed amongst several heads and is intended to meet liabilities incurred but not paid and to be incurred.

## Loan Funds.

Particulars.	Actuals 1928-29.	1929-30.		
		Budget.	Revised.	Actuals.
	Rs.	Rs.	Rs.	Rs.
(1) Loan Works .. ..	30,33,292	34,82,716	35,44,823	25,91,019
(2) Development Works	23,61,402	5,85,400	8,37,524	3,49,886
(3) Trust Fund Works ..	32,381	*	4,000	2,273
Total ..	54,27,075	40,68,116	43,86,347	29,43,178

\* Provision included in Loan Works.

11. The actuals for the year under report include a special charge of Rs. 1,70,990 on account of Discount and other charges on the loan of Rs. 37 lacs raised during the year. If this amount be deducted the actual expenditure on Works has amounted to Rs. 27,72,188 which was 32 per cent. less than the budgetted expenditure of Rs. 40,68,116 which is the highest recorded during the last five years. Taking the figures as they stand the actuals fell short of the Budget, by Rs. 11,24,938 and the Revised by Rs. 14,43,169, i.e. 28 and 33 per cent. short respectively mainly due to overestimates. Compared with the previous year the percentage in the year under review is the highest ever recorded. In previous reports we have, from year to year, pointed out that the Executive Officers seem to err grossly in the matter of the preparation of their estimates. The Revised estimates which are intended to show as accurately as possible the anticipated transactions of the year have always turned out erroneous, thus disclosing that they fail to exercise due care in preparing their estimates in the light of the progress of the works during the earlier part of the year, and it is evident that they are not able to gauge accurately their ability to spend the amounts provided in the estimates. If close attention is paid in preparing the estimate of demand accurately a good deal of loss at present suffered in the shape of interest charges (i.e. raising large sums at high rates of interest and realising low rates on the unspent amounts) will be avoided. The decrease as compared with the Revised was chiefly under Water Works (46), Medical Relief and Education (44), Roads and Overbridges (392), Drainage and Sewerage (324) and Development Works (487).

12. The Loan and Development Funds stood at Rs. 18.42 lacs on 1st April 1929. During the year under report a loan of Rs. 37 lacs was provided for financing the Capital Expenditure. Due to a depression in the money market the amount actually raised was Rs. 26,21,500. Out of this amount the sum of Rs. 24,83,325 was temporarily diverted to repayments of loan during the year as the amounts received from the loans raised for the purpose were not sufficient. The Loan Funds having run short owing to the diversion of funds it was decided to finance the expenditure on Capital Works temporarily out of the Surplus Cash Balance (Corporation Resolution No. 6631, dated 24th October 1929). The amount so expended during the year amounted to Rs. 7,63,665. To give subventions to landlords for conversion of basket privies into water-closets a sum of Rs. 4,75,200 was advanced to the Loan Funds from the Surplus Cash Balance pending raising of a loan for that purpose.

## LOANS.

13. In the Loans Works Budget for the year 1929-30 provision for the raising of a loan of Rs. 37 lacs (Rs. 25.70 lacs for ordinary works and Rs. 11.30 lacs for development works) was made. In addition to this two six per cent. loans—one of Rs. 50 lacs repayable on 1st August 1929 and the other of Rs. 40 lacs repayable on the 19th December 1949 or at the option of the Corporation on the 19th December 1929 subject to six months previous notice, were due for liquidation. In the latter case the option of repaying the loan on the 19th December 1929 was exercised by the Standing Committee (Resolution No. 3981, dated 1st December 1927). In view, however, of the accumulated sinking funds of these loans and to a final repayment of Rs. 10 lacs out of the loan of 50 lacs (Corporation Resolution No. 10352, dated 14th December 1925) the amounts required for repayment of the two loans were 28 lacs and 31.43 lacs. Agreeably to the orders passed by the Corporation (Resolution No. 9152 and 10176, dated 7th January and 7th February 1929) Government was requested to sanction advances of 37 lacs, 28 lacs and 31.43 lacs out of the

Provincial Loans Fund Account. Government, however, informed the Corporation that they had accepted the view of the Government of India that major local bodies should ordinarily obtain their capital requirements from the open market direct. In view of these orders it was decided to raise all the three loans in the open market. On receipt of the orders of the Government of India for the raising of the loans tenders were invited for the three loans aggregating Rs. 96.43 lacs but in view of the monetary depression prevailing at the time, though the loans were oversubscribed, the results were not satisfactory.

Of the total amount of Rs. 96.43 lacs tenders of the face value of Rs. 60.81 lacs at rates varying from Rs. 87 and over were accepted, the average rate of accepted tenders being Rs. 87.14 per cent. The results are summarized below :—

Loan.	Face value of accepted tenders.	Cash realized.	Discount.
	Rs.	Rs. a.	Rs. a.
Rs. 28 lacs	8,45,500	7,43,462 13	1,02,037 3
Rs. 31.43 „	26,14,000	22,88,765 15	3,25,234 1
Rs. 37 „	26,21,500	23,10,595 15	3,10,904 1
Rs. 96.43 lacs	60,81,000	53,42,824 11	7,38,175 5

As the cash realized by the raising of the first two loans was not sufficient to liquidate the balances of these loans it was decided to utilize the loan of Rs. 37 lacs to make up the deficit. (Standing Committee Resolution No. 5431, dated 18th September 1929 and Corporation Resolution No. 6631, dated 24th October 1929). The actual expenditure, including discount, incurred in connection with the raising of these loans amounted to Rs. 8,16,313-5-0. Of this Rs. 1,70,989-10-0 were debited to the loan of Rs. 37 lacs (Corporation Resolution No. 202, dated 11th April 1927) and the remaining Rs. 6,45,323-11-0 were met out of the Net Premia Fund (Corporation Resolution No. 6631, dated 24th October 1929).

The total amount repaid during the year in liquidation of the Municipal Debt was Rs. 99,76,984-6-0.

*Loans raised from Government.*

	Rs.	a.	p.
Vehar Water Works Debt	45,003	7	0
Instalments of equated payments of loans raised from Government	17,15,480	15	0
Total	Rs. 17,60,484	6	0

*Loans raised from the Public.*

	Rs.	a.	p.
The Sanitary Works Loan of 1885-86 (44 lacs)	7,000	0	0
The Miscellaneous Works Loan of 1888/89	14,000	0	0
The Sanitary Works Loan of 1888 (Rs. 7 lacs)	500	0	0
The Agripada House Sullage Water Connection Loan (Rs. 2,48,000)	2,47,000	0	0
The Loan of Rs. 4½ lacs for Fire Brigade Stations and quarters	500	0	0
The 40 lacs 6 per cent. Loan for construction of Sanitary Buildings, &c.	39,56,500	0	0
The 50 lacs 6 per cent. Loan for acquisition of lands for roads, streets, etc.	39,91,000	0	0
Total Rs.	82,16,500	0	0
Grant Total Rs.	99,76,984	6	0



*Suspense Accounts.*

14. A Regular Budget Estimate both of receipts and payments under the several Suspense heads is prepared and submitted to the Corporation for sanction. The procedure followed in the preparation of these estimates has since been modified from 1930-31 but the omission of several important heads therefrom still continues.

*Advances recoverable.*

15. *Advances to Municipal Officers.*—The balance on 31st March 1930 was Rs. 22,465-9-6 against Rs. 19,415-9-6 on 31st March 1929, as follows :—

	Balance on 31st March 1929.		Balance on 31st March 1930.	
	Rs.	a. p.	Rs.	a. p.
Standing advance for contingent expenses	12,724	9 6	12,470	9 6
Advances for motor cars and motor cycles to officers	6,651	0 0	9,785	0 0
Cycle advances to subordinates	40	0 0	210	0 0
<b>Total Rs.</b>	<b>19,415</b>	<b>9 6</b>	<b>22,465</b>	<b>9 6</b>

The increase is chiefly under the last two heads due to advances to officers and subordinates for the purchase of motor cars and cycles.

16. *Advances to Municipal Contractors.*—The balance outstanding at the end of the year under report was Rs. 6,018-12-10 against Rs. 3,857-14-4 on the same date last year. The increase is mainly due to large amounts debited to the personal accounts of contractors for failure to comply with the conditions of their contracts not having been fully recovered from them during the year.

17. *Advances to Tenderers.*—There was a balance of Rs. 1,200 outstanding on 31st March 1930. This represents the amount of a cheque received with a tender having been dishonoured by the bank and debited to the personal account of the tenderer. The cheque was received with a tender on 11th March 1930 but the amount of it was not actually recovered till 17th May 1930, i.e. nearly two months after. In this connection we beg to point out that agreeably to the terms of the notice, the tenders must be accompanied by a deposit either in cash or by a cheque. If the cheque is not realized on the very day or the next, the tender should, in our opinion, not be considered.

18. The balances outstanding on 31st March 1930 under the following heads compared with those on the same date of the previous year are as follows :—

Heads.	Balance on 31st March 1929.		Balance on 31st March 1930.	
	Rs.	a. p.	Rs.	a. p.
Departmental Works .. .. .	57,671	5 2	9,120	2 9
Private Works .. .. .	47,541	5 8	1,14,609	14 1
Workshops .. .. .	65,051	10 10	58,676	9 10
Asphalt plant and crushers .. .. .	1,68,829	14 3	9,737	14 7
Purchase of Petrol .. .. .	4,225	10 6	918	6 0
Purchase of Coal .. .. .	13,903	10 4	21,178	0 5
Rent Relief .. .. .	3,468	0 6	.....	
Levelling and Metalling of private streets ..	1,89,202	3 6	1,77,701	15 7
Sundries—Miscellaneous .. .. .	1,28,655	6 9	13,52,833	9 8

19. Under Departmental Works there is a decrease of Rs. 48,551-2-5 in the outstanding balance when compared with that of the previous year which is distributed amongst all the branches but is chiefly under D. E. Works where there is a credit balance of Rs. 2,304-8-5 against a debit balance of Rs. 18,539-15-3 last year. The better results are due to prompt adjustments during the year.

20. There is a large increase in the outstanding balance under Private Works over that of the previous year chiefly under Roads and Buildings branch partially counterbalanced by a decrease under Water Works due to prompt recoveries. The increase under Roads and Buildings is mainly due to the debit to this head of a sum of Rs. 59,206-14-0 for laying 3" sheet asphalt along Mahaluxmi overbridge pending recovery of the cost from the Railway Company and to a large number of items remaining unrecovered from private parties. There was a decrease in the outstanding balance under Workshops during the year under review

due to a falling off in the amounts due from other departments and in the value of stores issued, partially counterbalanced by an increase in the amount of deficit on the year's working which is estimated at Rs. 28,649-2-7 against Rs. 21,327-12-4 last year. The excess was due to the fact that half the salary of the Mechanical Engineer as also the cost of acting arrangements were debited for the first time to the Workshop Establishment grant. An additional grant from surplus cash balance has been applied for to write off the deficiency. The large decrease under Asphalt Plant and Crushers, etc. was chiefly under Asphalt plant due to prompt adjustments. The increase in the outstanding balance under Purchase of Coal was due to a large stock on hand remaining unadjusted while the decrease under Levelling and metalling of private streets was due to excess of recoveries during the year over expenditure. The following are the details of Sundries Miscellaneous:—

	Balance on 31st March 1929.		Balance on 31st March 1930.	
	Rs.	a. p.	Rs.	a. p.
Expenditure on Capital Works pending raising of a Loan			7,63,664	6 10
Subvention for conversion of insanitary basket privies into water-closets	90,400	0 0	5,65,600	0 0
Other Miscellaneous advances	38,255	6 9	23,569	2 10
<b>Total Rs.</b>	<b>1,28,655</b>	<b>6 9</b>	<b>13,52,833</b>	<b>9 8</b>

21. Item No. 1.—During the year under report a loan of Rs. 37 lacs was raised for financing the loan works expenditure according to the loan works budget for 1929-30. The cash realized from the loan was however diverted for the purposes of repayments of the loans falling due for redemption during the year and the Capital expenditure according to the Loan Works Budget was financed, till the end of the year, from the surplus cash balance pending raising of a loan under the orders of the Standing Committee (Resolution No. 5431, dated 18th September 1929) and the Corporation (Resolution No. 6631, dated 24th October 1929). The total expenditure amounted to Rs. 7,63,664-6-10 which has been debited to the above head.

Item No. 2.—Represents the total of the amounts paid to landlords as subvention for the conversion of the insanitary basket privies into water-closets (Corporation Resolution No. 2087, dated 14th June 1927). The amount is debited to this head pending raising of a loan.

Item No. 3.—Calls for no remarks.

*Reserve Stock Account.*

Department.	Balance on 31st March 1929.	Balance on 31st March 1930.
	Rs. a. p.	Rs. a. p.
<i>Executive Engineer's Department.</i>		
Stores in charge of Executive Engineer's Department (D. E. Works)	28,156 5 3	30,073 15 3
Stores in charge of the Drainage Department	1,075 0 0	.....
<b>Total ..</b>	<b>29,231 5 3</b>	<b>30,073 15 3</b>
<i>General Stores Department.</i>		
General Stores	4,87,922 0 0	4,75,227 5 1
Line Suspense account	82,181 1 7	81,181 1 7
Capital Stores	3,39,247 12 0	3,13,564 8 3
<b>Total ..</b>	<b>9,09,350 13 7</b>	<b>8,69,972 14 11</b>
Stores (Sales)	2,060 1 0	1,428 2 0
Water Works Imprest.	4,416 4 7	3,675 13 6
Stock adjustment account	—30,988 5 5	—30,950 6 5
<b>Total ..</b>	<b>—24,511 15 10</b>	<b>—25,846 6 11</b>
<b>Grand Total ..</b>	<b>9,14,070 3 0</b>	<b>8,74,200 7 3</b>

22. The decrease in the outstanding balances as compared with those of the previous year is chiefly under both General and Capital Stores. Agreeably to the instructions contained in para. XXIX of the Stores Audit Manual, a balance of General Stores Department has been prepared in the form prescribed in Appendix O of the Manual, wherein two sets of figures have been given, one set from the books of the Chief Accountant's Department and the other from the Balance Sheet of the Stores Department. The difference, in the balances shown in the two sets of figures have been explained in a footnote in the statement herewith annexed.

23. *Deposits.*—The outstanding balance on 31st March 1930 aggregated Rs. 18,88,430-14-10 (as per details given in the appendix 14-C of the Chief Accountant's report) against Rs. 21,20,689-1-7 on the same date last year. The decrease is distributed amongst several heads but is chiefly under (a) Cash Deposits from contractors, (c) other cash deposits and (g) Paper Deposits from Municipal employees and contractors lodged with the Imperial Bank of India partially counterbalanced by increases under (a) Cash Deposits from tenderers, (b) Cash Deposits from private parties received through departmental officers, (f) Paper Deposits from tenderers and (n) Paper Deposits kept in office.

24. *Cheques.*—The outstanding balance on 31st March 1930 was Rs. 2,66,705-14-11 against Rs. 17,48,966-8-7 on the same date last year. The balance last year was unusually high due to a large number of cheques drawn but not delivered to the parties owing to holidays on the closing days of the year.

25. *Cash bills Outstanding.*—The amount outstanding on 31st March 1930 was Rs. 20,661-2-8 against Rs. 12,881-8-2 on 31st March 1929, the increase being due to a large number of bills for and below Rs. 100 passed for payment and charged off in the accounts by debit to proper service heads not having been paid before the 31st March 1930.

26. The opening balance on 1st April 1929 was Rs. 14,98,883-10-1. This together with the total receipts under Revenue, Capital, and Suspense heads (Rs. 17,61,13,520-7-1) amounted to Rs. 17,76,12,404-1-2. The gross expenditure during the year amounted to Rs. 17,72,55,851-13-0 leaving a balance of Rs. 3,56,552-4-2 on 31st March 1930. Owing to an increase in the total receipts and expenditure under Revenue, Capital, and Suspense heads, the gross transactions for the year were nearly six crores more when compared with those of the previous year.

27. A list of charges sanctioned by the Municipal Commissioner and paid out of his discretionary contingent grant during the year 1929-30 is herewith appended as usual. From the list it will be seen that the total expenditure during the year has amounted to Rs. 3,942-15-8 against a budget grant of Rs. 5,000 for the year.

#### *Sinking Funds.*

28. Corporation in their Resolution No. 5294, dated the 19th November 1888 have directed that the Auditors should certify every year that all investments on account of Sinking Funds made during the year pertaining to the several loans due by the Municipality agree with the amounts provided for investments in the Budget estimate for the year. In the Budget estimate for the year 1929-30 a sum of Rs. 14,13,551 was provided for investment in the Sinking Funds and this sum was wholly invested during the year (Appendix 10 of the Chief Accountant's report). The total accumulated balance on account of Sinking Funds (inclusive of Sinking Funds Investments Reserve Fund) on 31st March 1930 amounted to Rs. 3,14,02,082-4-10 (Rs. 3,14,01,333-14-4 being the actual value of the securities of the face value of Rs. 2,79,76,500 and £ 3,47,600 and Rs. 748-6-6 in cash as shown below) against Rs. 3,07,67,782-6-5 on 31st March 1929.

#### *Particulars of Securities.*

	Rs.	a.	p.
5 per cent. Municipal Debentures .. .. .	65,85,000	0	0
4   "                   "           "           " .. .. .	1,34,98,000	0	0
6   "                   "           "           " .. .. .	1,000	0	0
4   "           Government Conversion Loan .. .. .	9,40,500	0	0
4   "           Bombay Improvement Trust Debentures .. .. .	19,85,600	0	0
4   "           Bombay Improvement Trust .. .. .			
(Coupon) Debentures .. .. .	1,23,400	0	0
4   "           Loan of 1960-70 .. .. .	40,01,400	0	0
5   "           Bonds of 1935 .. .. .	7,78,500	0	0
5   "           Government War Loan 1929-47 .. .. .	63,100	0	0
<b>Total Rs. ..</b>	<b>2,79,76,500</b>	<b>0</b>	<b>0</b>

4 per cent. Bombay Improvement Trust Sterling Debentures .. .. .	£25,000 0 0
4½ .. .. India Sterling Loan 1950-55 .. .. .	£3,22,600 0 0
Total .. .. .	£3,47,600 0 0

Total actual value (Appendix 16A of the Chief Accountant's report) .. .. . Rs. 3,14,01,333 14 4

Amount in Current Account with the Imperial Bank of India (Securities account).. .. .	748 6 6
Total Rs. .. .. .	3,14,02,082 4 10

The above securities include 4 per cent. Government Loan of 1960-70 of the face value of Rs. 11,84,700 and 5 per cent. Bonds of 1935 of the face value of Rs. 16,000 (total market value Rs. 10,60,032) plus cash of Rs. 267-0-11 to make good the deficiency in the Sinking Fund accumulation due to the rating of the securities at par instead of at their current market rate as required by Art. 291 of the Account Code, against Rs. 9,67,800 in the previous year, the increase being due to a falling off in the market value of the several securities other than Municipal Debentures which are valued at par (Corporation Resolution No. 6114, dated the 12th September 1927). The total amount withdrawn from the Sinking Funds for the repayment of loans due for redemption during the year amounted to Rs. 23,20,000. The increase in the accumulated balances of the Sinking Funds was due to an increase in the investments on account of interest realizations and to an increase in the amount of Sinking Funds Investments Reserve Fund for the reasons stated above.

29. The safe custody receipts given by the Imperial Bank of India for the above securities lodged with them were examined and found to be in order and the cash balance in the current account of the Bank's "Sinking Funds Pass Book" was also verified.

#### BALANCES.

30. The Cash Balances in the Office Treasury and in the Imperial Bank of India (Current Account) were as detailed below:—

	Rs.	a.	p.
(a) Cash in Office Treasury .. .. .	675	11	9
(b) Securities on hand in Office Treasury .. .. .	1,43,800	0	0
Total (i) Rs. .. .. .	1,44,475	11	9
(c) Balance in Bank Pass Book .. .. .	2,84,970	12	8
Add—Amount remitted to the Bank on the 31st March 1930 to be realized on the 1st April 1930 .. .. .	975	1	0
Total (ii) Rs. .. .. .	2,85,945	13	8
Deduct—Amount of Uncashed Cheques .. .. .	73,869	5	3
Total (ii) Rs. .. .. .	2,12,076	8	5
Total (i) and (ii) Rs. .. .. .	3,56,552	4	2

The cash balance with the Cashier was counted on 1st April 1930 and found correct. The Securities in office treasury in charge of the Senior Accountant were also examined and found to agree with the balance shown above.

#### INVESTED BALANCES.

31. *Surplus Revenue Funds.*—The invested Surplus Funds on the 31st March 1930 amounted to Rs. 92,86,104-14-10 against Rs. 1,08,51,076-1-11 on the same date last year as per details given below:—

	Rs.	a.	p.
(a) In Government and other Securities with the Imperial Bank of India of the face value of Rs. 55,03,200 .. .. .	51,90,895	2	0
In cash with the Imperial Bank of India .. .. .	1,043	0	0
Total Rs. .. .. .	51,91,938	2	0

	Rs.	a.	p.
<b>(b) In current account with the following Banks :—</b>			
The Central Bank of India, Ltd. .. .. .	2,57,186	9	0
The Mercantile Bank of India, Ltd. .. .. .	6,334	3	10
The Chartered Bank of India, Australia and China .. .. .	1,611	8	0
The Hongkong and Shanghai Banking Corporation .. .. .	2,335	11	0
The National Bank of India, Ltd. .. .. .	1,385	1	0
The Comptoir National D'Escompte de Paris .. .. .	943	11	0
The Yokohama Specie Bank, Ltd. .. .. .	2,297	1	10
The P. & O. Banking Corporation .. .. .	1,107	4	0
The National City Bank of New York .. .. .	1,658	3	7
The Lloyds Bank, Ltd. .. .. .	2,585	2	0
The Bank of India, Ltd. .. .. .	2,242	14	0
The Eastern Bank, Ltd. .. .. .	7,256	3	1
The Allahabad Bank, Ltd. .. .. .	7,223	4	6
<b>Total Rs. ....</b>	<b>2,94,166</b>	<b>12</b>	<b>10</b>
<b>(c) In Deposit at call with the following Banks :—</b>			
The Central Bank of India, Ltd. .. .. .	13,00,000	0	0
The National Bank of India, Ltd. .. .. .	25,00,000	0	0
<b>Total Rs. ....</b>	<b>38,00,000</b>	<b>0</b>	<b>0</b>
<b>Total (a) .. .. .</b>	<b>51,91,938</b>	<b>2</b>	<b>0</b>
<b>    " (b) .. .. .</b>	<b>2,94,166</b>	<b>12</b>	<b>10</b>
<b>    " (c) .. .. .</b>	<b>38,00,000</b>	<b>0</b>	<b>0</b>
<b>Grand Total Rs. ....</b>	<b>92,86,104</b>	<b>14</b>	<b>10</b>

The above sum includes Rs. 52,614-15-5 on account of Trust Funds held in Surplus Funds (*Vide* appendix 7 of the Chief Accountant's report) and Rs. 46,324-11-0 being the unpaid balance remaining in hand out of the Loan Funds transferred under the orders of the Corporation to the Surplus Revenue to meet payments for the loans under liquidation. (Resolution No. 6631, dated 24th October 1929.)

*Surplus Loan and Development Fund.*

32. The invested balance on the 1st April 1929 amounted to Rs. 18,42,485-14-6. This amount was fully expended during the year on works in progress. During the year under review a loan of Rs. 37 lacs was raised for financing loan works but owing to depression in the money market the prices offered were very low and offers for bonds of the face value of Rs. 26,21,500 were accepted. The amount realized was, however, diverted to the repayment of the loans due for liquidation during the year, and the Capital expenditure was financed out of the surplus cash balance. Thus there was no balance under this head.

*Trust Funds.*

33. The balance in hand on 31st March 1930 on account of the Trust Funds was Rs. 52,614-15-5 which has been held in Surplus Revenue. (Para 31 above).

*Reserve Special Fund.*

34. The balances of the several Reserve and Special Funds detailed below aggregated Rs. 90,93,024-7-9 on the 31st March, 1930 (Rs. 90,90,037-2-0 being cost of Securities of the face value of Rs. 1,03,33,500-0-0 and Rs. 2,987-5-9 in cash) as shown below :—

Particulars.	Face Value.	Actual Cost.	Cash Balance.
	Rs. a. p.	Rs. a. p.	Rs. a. p.
Municipal Fire and Insurance Fund	7,08,000 0 0	6,21,689 8 0	360 8 10
Worn-out Mains Renewal Fund	3,69,500 0 0	3,11,888 0 0	508 2 2
Net Premia Fund	9,72,700 0 0	8,50,789 0 0	277 15 2
Provident Fund	43,74,500 0 0	37,54,516 5 0	484 9 7
Fines Fund	4,49,700 0 0	4,03,868 0 0	361 4 2
Municipal Land and Building Fund	2,03,400 0 0	1,96,296 0 0	357 3 11
Plant and Machinery Depreciation Fund	22,32,600 0 0	20,34,971 1 0	482 11 11
Renewal of Road Surfaces Fund	8,13,200 0 0	7,15,616 0 0	154 14 0
Endowment Funds	1,02,600 0 0	96,051 4 0	0 0 0
Public Monuments	1,07,300 0 0	1,04,352 0 0	0 0 0
<b>Total</b>	<b>1,03,33,500 0 0</b>	<b>90,90,037 2 0</b>	<b>2,987 5 9</b>

Compared with the balances of the previous year there were increases under all heads except Nos. 2 and 3 above. The decrease under (2) was due to heavy expenditure during the year on the renewal of old mains (the expenditure in the year under report being Rs. 24,017-4-10 against Rs. 9,869-13-2 in the previous year) while that under (3) was due to the transfer of Rs. 1,65,362-2-5 to the Sinking Fund Investment Reserve Fund to make up the loss in the accumulated Sinking Fund in hand and to an expenditure of Rs. 6,46,229-12-0 to meet the discount and other charges on the loans raised during the year.

35. The safe custody receipts given by the Imperial Bank of India for the above securities were examined and found correct. The cash balance in the current accounts with the several Banks were compared with the Pass Books and found correct. The several bank receipts for the amounts lodged with them in fixed deposits and at call were also seen and found to be in order. The several registers maintained in the Account Office on account of these investments were inspected and found to be in order.

**DEVELOPMENT FUNDS.**

36. This Fund was opened under Corporation Resolution No. 6159, dated the 12th October 1922 but subsequently merged into Loan Funds. The state of the Fund during the year was as follows:—

	Rs. a. p.
Balance on 1st April 1929	18,817 6 0
Transfers from Land and Building Fund	21,060 0 0
Total Rs.	39,877 6 0
Expenditure incurred during the year :—	
Replacement of assets	18,817 6 0
Interest on Capital	21,060 0 0
Total Rs.	39,877 6 0
Balance on 31st March 1930	<i>Nil.</i>

LEVELLING, METALLING, ETC., PRIVATE STREET FUND.

37. Under Corporation Resolution No. 11147, dated the 27th January 1926, it was decided to meet the above charges out of the Plant and Machinery Depreciation Fund. The state of the Fund during the year under report was as follows:—

	Rs.	a.	p.
Expenditure during the year .. .. .	49,475	14	4
Interest charges (net) during the year.. .. .	5,622	11	7
Total Rs. ..	55,098	9	11
Recoveries during the year ... .. .	57,064	8	6
Recoveries on account of Supervision charges during the year .. .. .	9,534	5	4
Total Rs. ..	66,598	13	10

excess of receipts over expenditure:— Rs. 11,500-3-11. Owing to excess recoveries during the year the balance of advance on 1st April 1929, viz., Rs. 1,89,202-3-6 was reduced to Rs. 1,77,701-15-7 on 31st March 1930, i.e. (Rs. 1,89,202-3-6 minus Rs. 11,500-3-11).

38. The safe custody receipts for Government and other securities aggregating Rs. 4,42,000 received from contractors and Municipal employees and lodged with the Imperial Bank of India were examined and found to be in order. The securities other than Government scrip furnished by the Municipal employees were also examined with the registers maintained in the office of the Chief Accountant.

39. For the scrutiny of outstanding bills of Rates and Taxes for the year 1929-30, a reference is requested to Auditors' letter of the 3rd July 1930 and to the appendices attached thereto from which it will be seen that the total number of bills outstanding on 31st March 1930 was 7984 of the aggregate value of Rs. 24,29,730-6-8 against 11,214 of the total value of Rs. 21,98,322-12-4 on 31st March 1929.

BOMBAY, 25th September 1930.

H. S. KATRAK,

T. J. PAREKH,

*Municipal Auditors.*

Statement showing payments out of the Discretionary Contingent grant for the year 1929-30.

Sanctioning authority.	No. and date of sanction.	Particulars.	Amount.
Municipal sioner.	Commis- E. M. 1185/D of 13th October 1928 and 23rd November 1928.	Payment of Municipal Solicitors bill and the bill from Messrs. Putnanand Clubwalla and Jesubhoy in case with "Nicker's Enquiry" before the Municipal Committee.	Rs. a. p. *182 10 8 *463 5 0
Municipal sioner.	Commis- F. 1150/O of 24th April 1929.	Travelling charges of Shankar Arjun, pensioner, sent for medical examination.	*11 8 0
Municipal sioner.	Commis- F. 1574/B of 25th June 1929.	Travelling charges paid to Dhondu Babu Fireman from Ratnagiri to Bombay and back.	11 0 0
Standing Committee Resolution.	3894 of 31st July 1929 ...	Compensation paid to Mr. Jamnadas Naraindas for damage done to his sweetmeat shop.	100 0 0
Standing Committee Resolution.	4850 of 27th August 1929.	Compensation paid to Messrs. W. H. Brady & Co., Insurance Agents, for damages done to their Motor Car by Municipal bullock cart.	15 0 0
Deputy Municipal Commissioner.	Dy. M.C.'s certificate on the bill, dated 16th October 1928.	Travelling charges to Mr. D. K. Bhave who was called for an interview re: the post of Dy. Executive Engineer, Drainage, in February 1928.	* 22 4 0
Standing Committee Resolution.	7624 of 27th November 1929.	Compensation paid to Messrs. Shaw Wallace & Co. for damage done to their service pipe at their premises No. 8 Ballard Estate by a Municipal bullock cart.	26 4 0
Deputy Municipal Commissioner.	H/6071/D of 14th November 1929.		
Standing Committee Resolution.	2507 of 21st June 1929 ..	Compensation paid to the B. E. S. & T. Co., Ltd., for damage done to their tram car No. 20 A 27 by a scavenging cart of the Health Department.	8 0 0
Municipal sioner.	Commis- G/55/O. of 14th May 1929.	Cost of extra lights required for the military stationed at Victoria Gardens during the last riots in February 1929.	* 259 4 0
Standing Committee Resolution.	9477 of 16th January 1929 and E. G. 2189 of 21st June 1929.	Payment to Messrs. Bhanu Kashinath & Co. for supplying 124 flags and 1,200 R. ft. streamers.	* 2,500 0 0
Municipal sioner	Commis- M.C.'s endorsement on the bill of 21st June 1929.	Amount paid to Dr. Gilbert Fowler for a lecture on activated sludge process to members of the Corporation.	310 0 0
Municipal sioner.	Commis- A. E./168/C., 28th June 1929.	Cost of the wreath purchased to cover the coffin of a Nurse who died on 15th April 1929 at the K. E. M. Hospital.	10 0 0
Municipal sioner.	Commis- F/910/C. of 15th November 1929.	Funeral expenses of fireman Dhunraj Manbahadur of the headquarters, Fire Brigade station.	23 12 0
Total Rs. ...			3,942 15 8

\* These charges pertained to the year 1928-29 and previous years but were actually paid in the year 1929-30.

H. S. KATRAK,

T. J. PAREKH,

Municipal Auditors.

BOMBAY, 25th September 1930.



*Statement of Stores Transactions for the year 1929-30.*

(Appendix O of the Stores Audit Manual.)

General Stores Department. 1	Figures as per books of the Chief Accountant.					Figures as per Balance Sheet of the Storekeeper.				
	Opening Balance. 2	Receipts. 3	Total. 4	Issues. 5	Closing Balance. 6	Opening Balance. 7	Receipts. 8	Total. 9	Issues. 10	Closing Balance. 11
	Ra. a. p.	Ra. a. p.	Ra. a. p.	Ra. a. p.	Ra. a. p.	Ra. a. p.	Ra. a. p.	Ra. a. p.	Ra. a. p.	Ra. a. p.
General Stores ..	4,87,922 0 0	5,98,125 12 0	10,86,047 12 0	6,10,820 6 11	4,75,227 5 1	4,76,853 5 1	6,49,859 12 7	11,26,713 1 8	6,53,791 15 9	4,72,921 1 11
Line Suspense Account	82,181 1 7	280 0 0	82,461 1 7	1,280 0 0	81,181 1 7	82,181 1 7	336 0 0	82,517 1 7	1,386 0 0	81,181 1 7
Capital Stores ..	3,39,247 12 0	1,80,460 4 3	5,19,708 0 3	2,06,143 8 0	3,13,564 8 3	3,36,522 12 0	2,33,346 10 6	5,69,869 6 6	2,59,894 1 3	3,09,975 5 3
<b>Total Ra. ..</b>	<b>9,09,350 13 7</b>	<b>7,78,866 0 3</b>	<b>16,88,216 13 10</b>	<b>8,18,213 14 11</b>	<b>8,69,972 14 11</b>	<b>8,95,557 2</b>	<b>8,83,542 7 1</b>	<b>17,79,099 9 9</b>	<b>91,15,022 1 0</b>	<b>8,64,077 8 9</b>
								Balance as per Column 6, ...		8,69,972 14 11
								(a) Difference ..		5,895 6 2

CS  
CO

(a) The difference is due to non-adjustment in the books of the Chief Accountant of the value of the stores issued to different departments, which will be adjusted in the current year's account.

BOMBAY, 25th September 1930.

H. S. KATRAK,  
T. J. PAREKH,  
*Municipal Auditors.*

# PART II.

## CONTENTS.

<b>A—Vital Statistics—</b>	PAGE
REVIEW OF THE YEAR 1929	1
AREA AND POPULATION	2
BIRTHS AND BIRTH-RATE	2
DEATHS AND DEATH-RATE	3
DEATHS BY SEX AND AGE	3
CAUSES OF DEATHS	4
MORTALITY BY MONTHS	6
"    "    SECTIONS	6
"    "    OCCUPATIONS	6
INFANT MORTALITY	6
MUNICIPAL NURSES	10
MATERNITY HOMES	12
WELFARE CENTRES	12
METEOROLOGY OF 1929	12
<b>B—Epidemic and other Diseases—</b>	
NOTIFICATION OF INFECTIOUS DISEASES	15
PLAGUE	15
SMALL-POX	16
VACCINATION	16
CHOLERA	17
INFLUENZA	17
TUBERCULOSIS	17
MALARIA, ANTI-MALARIAL MEASURES	19
VENEREAL DISEASES	26
DISINFECTION	30
MEDICAL RELIEF	31
<b>C—Public Health Administration—</b>	
DIVISIONS OF THE CITY AND DISTRIBUTION OF THE STAFF	31
CONSERVANCY	32
DESTRUCTION OF DOGS	32
MILK SUPPLY	33
UNWHOLESOME FOOD	33
NOTICES UNDER MUNICIPAL ACT AND PROSECUTIONS	34
SANITARY STATE OF THE CITY	34

**D—Appendix—**

	PAGE
REPORT OF THE MEDICAL SUPERINTENDENT, ARTHUR ROAD HOSPITAL ... ..	39
REPORT OF THE MEDICAL SUPERINTENDENT, MARATHA PLAGUE HOSPITAL ... ..	46
REPORT OF THE MUNICIPAL ANALYST ... ..	51
REPORT OF THE SUPERINTENDENT OF VACCINATION ... ..	60

**TABLES—**

1. Population by Sections ... ..	63
2. Area, Population, Births and Birth-rates by Sections ... ..	64
3. Births by Race ... ..	65
4. Notifications of Infectious Diseases by Sections ... ..	66
5. Cases treated at Municipal Dispensaries ... ..	67
6. Deaths by Sections and Age-periods ... ..	68
7. " " Race and Age ... ..	69
8. " " certain Causes by Months ... ..	70
9. " " Causes and Sections ... ..	72
10. " and Death-rates from Principal Causes, 1919-29 ... ..	74
11. Specific Causes of Death ... ..	75
12. Deaths among Infants by Causes and Months ... ..	85
13. " by Causes and Races ... ..	86
14. Death-rates by Causes and Races ... ..	88
15. Deaths in Hospitals ... ..	90
16. " by Causes and Ages... ..	92
17. " " " Occupations ... ..	96
18. Vaccination Operations by Sections ... ..	100
19. " " " Months ... ..	101
20. " of Infants and Births registered ... ..	102
21. Summary of Sanitary Inspections, etc., by Sanitary Inspectors ... ..	103
22. Meteorological Data ... ..	104

FACING PAGE

**DIAGRAMS—**

' A ' Annual Death-rate, 1880-1929 ... ..	2
' B ' Death-rate from Principal Causes, 1929 ... ..	4,

## SUMMARY OF STATISTICS

for the year 1929.

Population by the Census of 1921	...	...	...	1,175,914
Area of Bombay City and Island	...	...	...	23.54 Sq. Miles
Average density per acre	...	...	...	78
<b>Estimated Population in the Middle of the Year</b>				
1929	...	...	...	1,298,708
Number of live-births registered	...	...	...	24,220
Birth-rate per 1,000 living	...	...	...	18.6
Number of deaths	...	...	...	26,555
Death-rate per 1,000 living	...	...	...	20.4
Number of deaths among infants (under 1 year)	...	...	...	7,225
Infant deaths per 1,000 births	...	...	...	298
Plague—number of deaths from	...	...	...	29
"    Death-rate	...	...	...	...
Small-pox—number of deaths from	...	...	...	1,135
"    Death-rate	...	...	...	0.9
Cholera—number of deaths from	...	...	...	8
"    Death-rate	...	...	...	..
Influenza—number of deaths from	..	...	...	63
"    Death-rate	...	...	...	..
Tuberculosis—number of deaths from	...	...	...	1,520
"    Death-rate	...	...	...	1.2

**VITAL STATISTICS.**

# ANNUAL REPORT OF THE EXECUTIVE HEALTH OFFICER FOR 1929.

---

**Review of the Year.**—The number of live-births registered during the year was 24,220, being 203 more than in 1928 and 3,229 more than the annual average for the last decennium (1919-1928). This is the highest number of births registered since 1866, the first year in which records of births were instituted.

The deaths registered during the year numbered 26,555, being 757 less than in 1928 and 13,544 less than the average of the last ten years (1919-1928). The death-rate or number of deaths in the year per 1,000 persons living was 20.4 as against 21.0 in 1928 and was lower than the figure recorded for any year since accurate calculation of rates was rendered possible by the decennial censuses first instituted by Government in the year 1872. This is also true of the death-rate of 22.5 which would be obtained if the mortality were to be calculated on the Census Population of 1921 instead of on the population as estimated for the year under review.

That this reduction is not due to chance and to an abnormally low mortality in 1927, 1928 and 1929 is indicated by the fact that the average death-rate for the five consecutive years 1925-1929, namely, 22.7 is 5 per 1,000 less than the rate of 27.8 for the years 1884-1888 which is the lowest rate recorded for any previous quinquennial period.

Plague was registered as the cause of 29 deaths as against 257 in 1928 and 486, the average for the preceding decennium (1919-1928).

Smallpox caused 1,135 deaths as against 597 in 1928 and 575, the average in the last decennium. The disease was epidemic for 19 weeks from 17th February 1929.

To Cholera 8 deaths were due, as against 34 in 1928 and 901, the average of the last 10 years (1919-1928).

Deaths from Influenza numbered 63 during the year, as against 79 in 1928 and 617, the mean of the last ten years (1919-1928).

The deaths from diseases of the Respiratory System numbered 9,550 as against 10,468 in 1928, and 15,137 the average of the preceding decennium.

Tuberculosis caused 1,520 deaths as against 1,764 in 1928, and 1,732 the mean of the ten years 1919-1928.

The number of deaths from Malaria was 216 and from Ague and Remittent Fever 1,540 as against 295 and 1,431 deaths respectively from these causes in 1928. The average number of deaths for the last five years (1924-1928) from Malaria was 473 and from Ague and Remittent Fever 2,017.

The deaths among infants under one year of age numbered 7,225 as against 7,468 in 1928 and 9,294, the average for the preceding decennium (1919-1928). The rate of infant

deaths per 1,000 births registered was 298 and was the lowest rate hitherto recorded in the official statistics of the City. The next lower figures were 311 recorded for the year 1928 and 316 for 1927.

Compared with the decennial averages (1919-1928) the total number of deaths shows a decrease of 13,544, the principal decreases in the mortality being 457 under Plague, 58 under Measles, 893 under Cholera, 554 under Influenza, 221 under Malaria, 1,260 under Ague and Remittent Fever, 212 under Tuberculosis, 1,964 under Diarrhoea, Enteritis and Dysentery and 5,587 under diseases of the Respiratory System.

**Area and Population.**—The area of the City is 23.54 square miles. The Population at the Census of 1921 numbered 1,175,914.

The estimated population in the middle of the year 1929 was 1,298,708 and on this estimated population the birth-rates and death-rates in this Report have been calculated, *vide* Government Resolution No. 2547 of the 4th July 1922 in the General Department.

The method adopted for estimating the population was explained in the Annual Report for 1922. As there is reason to believe that the increase which occurred in the years 1911 to 1920 has not continued at the same rate, the estimate for 1927 has been retained unaltered for the year 1929 and will be employed for succeeding years until the Census figures for 1931 are available.

The estimated population in the middle of the year 1929 by sexes and sections together with the Census population of 1921 is shown in Table No. 1 and by Castes in Table No. 3 appended to this Report.

### BIRTHS AND BIRTH-RATES.

Excluding 1,860 still-born children, the number of births registered during the year was 24,220 and was more by 203 than in 1928 and by 3,229 than the annual mean number of births registered in the ten years, 1919-1928.

The birth-rate calculated on the estimated population for 1929 was equivalent to 18.6 births per 1,000. Calculated on the Census population for 1921, the birth-rate was 20.6.

Of the children whose births were registered, 12,361 were males and 11,859 females, the proportion of males to females being 1,042 to 1,000.

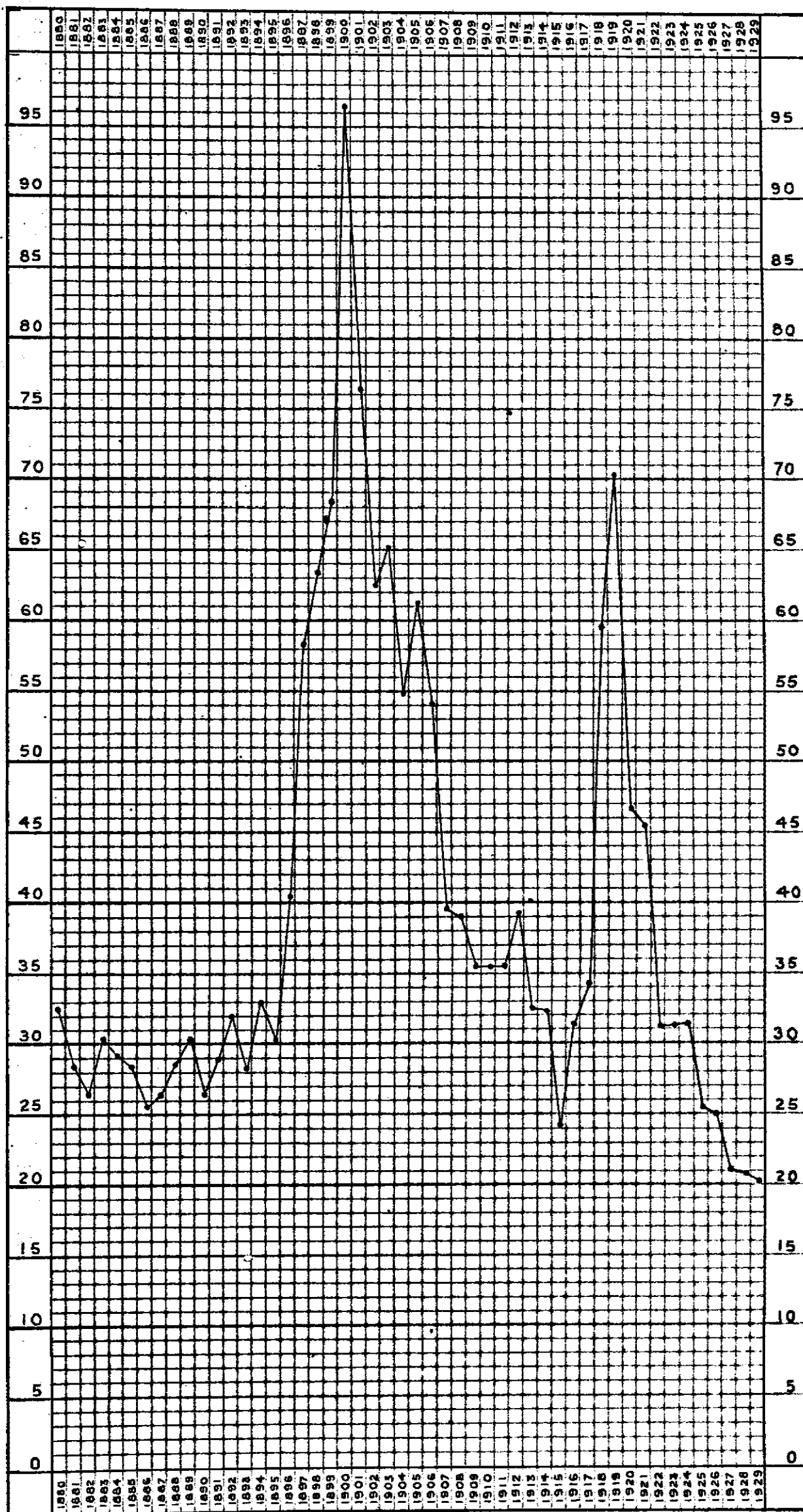
The low birth-rate recorded year by year for the City is probably by no means a fair measure of the true fertility of the population. It is in part due to the custom whereby married women leave the City for their confinement and register their children in the mofussil districts where they are born.

**Births by Months.**—The following table shows the number of births registered in each month of 1928 and 1929 and the average of the preceding 5 years. The noteworthy feature of the table is that the number of births registered is considerably higher in the last half of the year than it is in the first; a feature repeated in the returns year after year without exceptions:—

Period.	January.	February.	March.	April.	May.	June.	July.	August.	September.	October.	November.	December.	Total.
1924-1928 ..	1,983	1,735	1,612	1,367	1,562	1,480	1,651	1,797	1,908	2,178	2,194	2,128	21,775
1928 .. ..	2,251	2,004	1,831	1,747	1,653	1,685	1,800	1,922	2,020	2,416	2,357	2,322	24,017
1929 .. ..	2,222	1,814	1,812	1,835	1,689	1,815	1,853	1,982	2,043	2,390	2,367	2,388	24,220

# DIAGRAM

## ANNUAL DEATH RATE IN BOMBAY 1880-1929





**Birth-rate by Races.**—From Table No. 3 appended to this Report, it will be seen that among the different communities inhabiting the City, Hindus Low Caste (20), Parsees (22), Jews (35), Indian Christians (34), Anglo-Indians (32) and Mussalmans (22) showed birth-rates higher than the rate for the whole population. The lowest birth-rate, namely 9·3, was recorded for Europeans as against 9·7 in 1928.

The rate of 36 recorded for Lingaits and omitted from the above figures, is evidently due to the transfer in the Census Returns of large numbers of Lingaits to some other community.

**Still-Births.**—The number of infants certified as still-born was 1,860 as against 1,826 in 1928 and the decennial average 1,865. Still-births are excluded in this Report from all figures relating to deaths and to births not expressly defined as still-births.

### DEATHS AND DEATH-RATES.

The total number of deaths registered from all causes during the year was 26,555 being 757 less than in 1928. It was 4,978 less than the average annual mortality of 1924-1928 and 13,544 less than the average annual mortality of the preceding 10 years (1919-1928). The death-rate per 1,000 persons living was 20·4 and was lower than that for any year since 1872. The death-rate (like the birth-rate) is invariably high amongst the poorer classes; and as an unduly large proportion of the population of the City belongs to the most poorly paid sections of society, the general death-rate is raised by that of the unusually large proportion of the very poor. The Census of 1921 showed that 66 per cent. of the population live in one-room tenements.

The annual death-rates during the last fifty years are indicated in diagram "A" inserted in this section of the Report, facing p. 2.

**Mortality by Sex and Age.**—Of the total number of 26,555 deaths in the year, 14,564 were among males and 11,991 among females. The larger number of deaths among males is due to the preponderance of males who form nearly two-thirds of the population, the actual death-rate being higher among females. Thus the male death-rate was 17 and the female death-rate 27 as against 18 and 27 respectively in 1928.

The following table shows the proportional contribution to the total deaths of each age-group in the two sexes:—

TABLE OF PERCENTAGES TO THE TOTAL MORTALITY BY AGE-PERIOD IN 1927, 1928 AND 1929.

Age-period:	1927.		1928.		1929.					
	Total Mortality.	Percentage.	Total Mortality.	Percentage.	MALES.		FEMALES.		PERSONS.	
					Total Mortality.	Percentage.	Total Mortality.	Percentage.	Total Mortality.	Percentage.
Under 1 year	6,867	24·8	7,468	27·3	3,896	26·7	3,329	27·8	7,225	27·2
1 to 5 years	4,275	15·5	4,060	14·9	2,240	15·4	2,367	19·7	4,607	17·4
5 to 10 "	891	3·3	812	3·0	380	2·6	432	3·6	812	3·1
10 to 15 "	674	2·4	619	2·3	207	1·4	317	2·6	524	2·0
15 to 20 "	1,033	3·8	939	3·4	408	2·8	506	4·2	914	3·4
20 to 30 "	3,434	12·4	3,250	11·9	1,553	10·7	1,398	11·7	2,951	11·1
30 to 40 "	3,083	11·2	3,102	11·4	1,805	12·4	989	8·2	2,794	10·5
40 to 50 "	2,162	7·8	2,023	7·4	1,301	8·9	697	5·8	1,998	7·5
50 to 60 "	1,871	6·8	1,842	6·7	1,158	8·0	552	4·6	1,710	6·4
60 years and upwards.	3,353	12·1	3,197	11·7	1,616	11·1	1,404	11·8	3,020	11·4
Unspecified ages	.....	.....	.....	.....	.....	.....	.....	.....	.....	.....
Total	27,633	100·0	27,312	100·0	14,564	100·0	11,991	100·0	26,555	100·0

It will be seen from the table that the percentage of deaths among infants under one year of age to the total mortality in the year under notice was higher, as in the past, than in the case of any other age-group.

### CAUSES OF DEATHS.

As explained in the Annual Report for 1920, page 5, the tabulation of deaths by causes is carried out in accordance with the "Manual of the International List of Causes of Death as adapted for use in England and Wales," 1926 Edition. Table No. 11 (Appendix) includes the full list of causes of death. All other abstracts of the cause of death are arranged in the form of the Short List of Causes adopted by the Registrar-General for England and Wales and the Local Government Board with certain sub-divisions which were found important for tabulation purposes in the City of Bombay.

**Certification of Cause of Death.**—The total number of certificates of the cause of death received during the year was 9,259 against 8,474 in 1928; of these, 3,325 were from private qualified medical practitioners, 15 from Hakims and Vaidyas and 4,760 from the Medical Officers of various Hospitals; the cause of death in 260 cases was certified by the Commissioner of Police and in 899 cases by the Coroner of Bombay.

The percentage of certified deaths including those certified by Hakims and Vaidyas was 35.

The percentages of deaths certified to the total number of deaths in 1929 and the preceding five years are shown in the following table:—

Year.	Number of Certificates of the Cause of Death received from						Percentage of Total Certificates received to the Total Mortality.
	Medical Officers of Hospitals.	Private Medical Practitioners.	Hakims and Vaidyas.	Commissioner of Police.	Coroner of Bombay.	Total.	
1924 ..	4,556	3,553	15	545	598	9,267	23·90
1925 ..	4,128	3,066	17	444	586	8,241	25·78
1926 ..	4,317	3,341	27	421	634	8,740	27·32
1927 ..	4,196	3,375	22	315	612	8,520	30·84
1928 ..	4,483	3,056	26	263	641	8,474	31·02
1929 ..	4,760	3,325	15	260	899	9,259	34·86

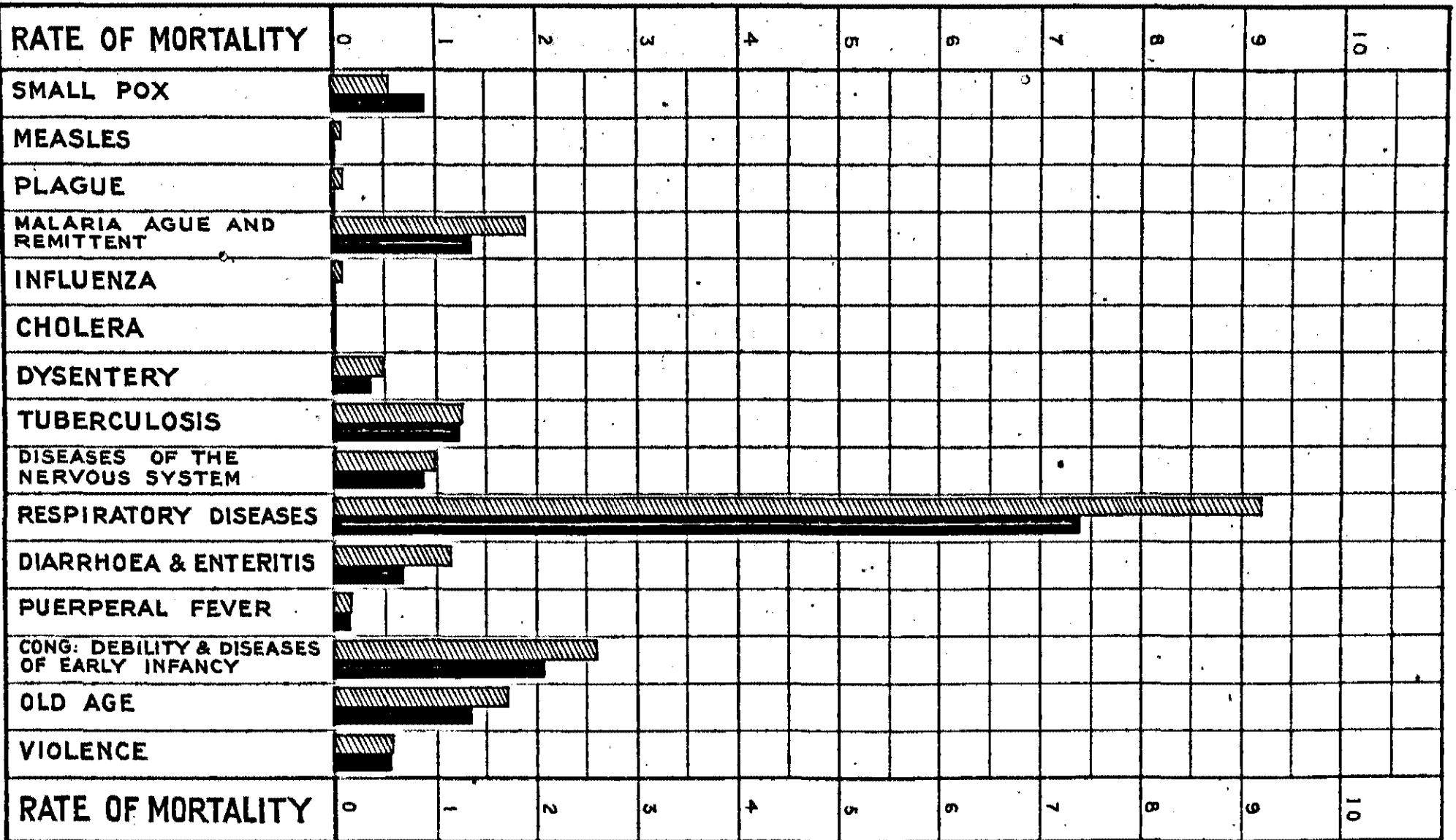
The figures show a substantial increase in the number of certified deaths in the last four years.

The District Registrars certified the cause of 10 deaths in persons seen during their last illness and verified the cause of death in 17,286 cases on the information gathered from the relatives of the deceased.

**Copies of Certificates Issued.**—During the year, 1,660 copies of certificates of registry of death, 479 copies of certificates of birth and 18 true copies of birth and death reports and medical certificates were issued. The total fees received for copies of certificates and reports, for searches of birth and death registers for various periods and for producing registers in Courts of Law amounted to Rs. 2,865 as against Rs. 2,656 in 1928.

# DIAGRAM

DEATH RATE PER 1000 OF POPULATION  
 FROM PRINCIPAL CAUSES IN BOMBAY IN 1929  
 AND THE QUINQUENNIAL AVERAGES IN  
 1924-1928



1924-28

1929

TABLE OF DEATHS AND DEATH-RATES FROM EPIDEMIC DISEASES AND CERTAIN OTHER PRINCIPAL CAUSES OF DEATH IN 1929 AND 1928 WITH AVERAGES FOR THE 10 YEARS (1919-1928.)

Cause of Death.	1929.		1928.		Average of years (1919 to 1928).	
	Number of Deaths.	Death-rate per 1,000 of Population.	Number of Deaths.	Death-rate per 1,000 of Population.	Number of Deaths.	Death-rate per 1,000 of Population.
<i>Principal Epidemic Diseases.</i>						
Small-pox ... ..	1,135	0.9	597	0.4	575	0.4
Measles ... ..	113	0.0	86	0.1	171	0.1
Plague ... ..	29	0.0	257	0.2	486	0.4
Enteric Fever ... ..	170	0.2	137	0.1	145	0.1
Malarial Fever ... ..	216	0.2	295	0.2	437	0.3
Ague and Remittent Fever ... ..	1,540	1.2	1,481	1.1	2,800	2.3
Relapsing Fever... ..	...	...	...	...	31	0.1
Influenza ... ..	63	0.0	79	0.1	617	0.5
Cholera ... ..	8	0.0	54	0.0	901	0.7
Dysentery... ..	358	0.3	372	0.3	937	0.8
Diphtheria ... ..	27	0.0	16	0.0	7	0.0
<i>Other Principal Diseases.</i>						
Tuberculosis ... ..	1,520	1.2	1,704	1.3	1,732	1.4
Diseases of the Nervous System ... ..	1,172	0.9	1,099	0.8	1,762	1.4
"    "    Respiratory System ... ..	9,550	7.4	10,468	8.1	15,137	12.7
Diarrhœa and Enteritis ... ..	868	0.7	795	0.6	2,270	1.9
Puerperal State ... ..	197	0.2	223	0.2	323	0.3
Congenital Debility and Diseases of early Infancy ... ..	2,781	2.1	3,106	2.4	8,591	2.9
Old Age ... ..	1,799	1.4	1,852	1.4	2,570	2.1
Leprosy ... ..	40	0.0	73	0.0	91	0.0
Violence ... ..	836	0.6	655	0.5	808	0.6
Other Causes ... ..	7,104	5.4	3,973	3.1	4,714	3.9
Total ... ..	26,555	20.4	27,312	21.0	40,099	33.7

It will be seen from the table and diagram "B" facing p. 4 that diseases of the Respiratory System caused, as usual, a higher death-rate (7) than any other group. Congenital Debility and Diseases of early Infancy constituted the next most fatal group, giving a death-rate of 2 per 1,000 persons living. The groups coming next on the list for the year under report with a death-rate of 1.4 comprise the deaths attributed to Malaria, Ague and Remittent Fever and the deaths from Tuberculosis (1.2).

Scarlet Fever, and Whooping Cough have been omitted from the above short table of principal causes. Scarlet Fever has not been registered as a cause of any death during the last 10 years and the average annual number of deaths from the other disease is only 9.

Table No. 8 appended to the Report gives detailed information regarding deaths by months and causes.

The mortality from Plague, Small-pox, Cholera, Influenza, Tuberculosis and Fevers in 1929 is discussed on pp. 15 to 28.

The mortality rates from several diseases among different races in the City are shown in Table No. 14 (Appendix).

**Mortality by Months.**—The following table shows the total number of deaths registered in each month of the year. The number of monthly total deaths in 1928 is added to the table for comparison :—

TABLE SHOWING THE MONTHLY TOTAL DEATHS IN 1929 AND 1928.

Year.	Months.												Total.
	January.	February.	March.	April.	May.	June.	July.	August.	September.	October.	November.	December.	
1929	2,298	2,408	2,456	2,346	2,496	1,937	2,049	2,154	2,043	2,162	2,148	2,060	26,555
1928	2,285	2,299	2,495	2,605	2,427	1,923	2,107	2,112	3,135	2,311	2,359	2,253	27,312

Two rises in the mortality occurred, one in March due in part to deaths from Small-pox and one in November due largely to deaths from Malaria, Ague and Remittent Fever.

The incidence of deaths from principal causes in different months is shown in Table No. 8 appended to the Report.

**Mortality by Sections.**—It will be seen from Table No. 6 (Appendix), which gives total deaths and death-rates in each Section in 1929 with the quinquennial averages for 1924-1928, that rates higher than the general death-rate were recorded in Umerkhadi (27), 2nd Nagpada (27), Tardeo (25), Byculla (24), Sion (23), Khara Talao (23), Bhuleshwar (23), Mahim (23), Dhobi Talao (22), Tarwadi (22), Kamathipura (21), and Worli (21).

The sections of Tarwadi, Upper Colaba, Esplanade and Byculla contain hospitals and would exhibit a much lower rate, but for the fact that for want of the residential addresses of many of the patients who die in these institutions, the deaths have to be referred to the sections containing the hospitals instead of to those where the patients resided before admission. Upper Colaba contains the Colaba Station (Military) Hospital; and Esplanade, St. George's, the Cama and Alless, Gokuldas Tejpal, the Parsee Lying-in and Indian Station (Military) Hospitals. The Sir Jamsetjee Jeejeebhoy, Bai Motlabai and Sir D. M. Petit and Maratha Hospitals are in Tarwadi and St. Joseph's Foundling Home, the Arthur Road Infectious Diseases Hospital, the Adams Wylie Memorial Hospital in Byculla Section. Parel contains the King Edward VII Memorial Hospital and the Nowroji Wadia Maternity Home. The lowest rate 10 was returned for Fort South, and the next lowest (13) for Walkeshwar Sections as against 8 and 10 respectively in 1928.

**Deaths by Occupation.**—The death-rates recorded for persons following different occupations will be found in Table No. 17 in the Appendix.

For information as to the effect of occupation on the death-rate, reference should be made to the Annual Report for the year 1922 when the Census returns were comparatively recent.

### INFANT MORTALITY.

The number of deaths among infants under one year of age was 7,225, being 243 less than in 1928, and 2,069 less than the annual average in the ten years 1919-1928.

The infant mortality rate expressed as the number of deaths in infants per 1,000 registered births was 298 as compared with a rate of 311 in 1928 and of 443, the annual average in the decennium (1919-1928).

**Causes of Death.**—It will be seen from Table No. 12 (Appendix) that 5,302 or nearly 73 per cent. of the total deaths in infants were due to diseases of the Respiratory System, Infantile Debility and Premature Birth against 77 per cent. (5,735 deaths) in 1928. Diarrhoea and Enteritis caused 303 deaths, Malaria, Ague and Remittent Fevers 131 deaths and Convulsions 662 deaths. The deaths from Small-pox and Measles numbered 240 and 37 respectively.

INFANT MORTALITY FROM PRINCIPAL CAUSES FROM 1924 TO 1929.

Cause of Death,	1924.	1925.	1926.	1927.	1928.	Average (1924 to 1928).	1929.	More or Less.
Small-pox ... ..	218	105	84	151	127	187	240	+ 103
Measles ... ..	56	45	39	32	23	39	37	— 2
Malarial Fever ... ..	17	23	32	21	13	21	18	— 3
Ague and Remittent Fever and Fever not defined.	122	103	143	130	143	128	169	+ 41
Diarrhoea and Enteritis ... ..	674	480	491	333	268	449	303	— 146
Dysentery ... ..	58	34	39	31	28	38	23	— 15
Infantile Debility and Malforma- tion including Premature Birth.	3,953	3,129	3,703	3,106	3,105	3,399	2,779	— 620
Diseases of the Respiratory System.	2,685	2,178	2,644	2,118	2,630	2,451	2,523	+ 72
Convulsions ... ..	1,016	827	670	588	654	751	662	— 89
All Causes ... ..	9,156	7,212	8,200	6,857	7,468	7,778	7,225	— 553

**Quinquennial Averages.**—Compared with the averages of the preceding five years, the total number of deaths was less by 553, the principal decreases in the mortality being 2 under Measles, 3 under Malaria, 146 under Diarrhoea and Enteritis, 15 under Dysentery, 620 under Infantile Debility and Premature Birth and 89 under Convulsions. On the other hand increases were registered under Small-pox (103), Remittent Fever and Fever not defined (41) and Diseases of the Respiratory System (72).

**Age at Death.**—The following table classifies the infantile deaths from principal causes in 1929 under the age groups, under 7 days, 1—4 weeks, 1—6 months and 6—12 months:—

TABLE OF DEATHS AMONG INFANTS FROM PRINCIPAL CAUSES BY AGE-PERIODS IN 1929.

Age-Period.	Small-pox.	Measles.	Malarial Fever.	Ague and Remittent Fever and Fever not defined.	Diarrhoea and Enteritis.	Dysentery.	Infantile Debility & Malformation in- cluding Premature Birth.	Diseases of the Respiratory Sys- tem.	Convulsions.	All Causes.	Percentage of deaths in each age-period to total deaths under 1 year of age.
Under 7 days ... ..	...	...	...	2	4	...	1,338	6	67	1,542	21.3
1 to 4 weeks ... ..	4	...	1	12	33	..	731	24	90	933	12.9
Total under 4 weeks...	4	...	1	14	37	..	2,119	30	157	2,475	34.2
4 weeks to 6 months ...	85	5	9	52	132	6	540	845	939	2,128	29.5
6 to 12 months ... ..	151	32	8	103	134	17	1,100	1,048	166	2,622	36.3
Total ... ..	240	37	18	169	303	23	2,779	2,523	662	7,225	100.0

Of the total deaths among infants, 1,542 or 21 per cent. took place in the first week of life and 933 or 13 per cent. in the age-period 1 to 4 weeks.

The mortality among infants who had not completed the first month of life was thus 2,475 or 34 per cent. of the total infant deaths. The number of deaths in the age-groups 4 weeks to 6 months and 6 to 12 months was 2,128 and 2,622, being respectively 29 and 36 per cent. of the total infant mortality.

TABLE OF PERCENTAGES OF INFANT DEATHS FROM PRINCIPAL CAUSES AT SEVERAL AGE-PERIODS IN 1929.

Age-Period.	Small-pox.	Measles.	Malarial Fever.	Acute and Remittent Fever and Fever not defined.	Diarrhoea and Enteritis.	Dysentery.	Infantile Debility & malformation including premature birth.	Diseases of the Respiratory System.	Convulsions.	Other Causes.	All Causes.
Under 7 days ...	...	...	...	0.1	0.3	...	90.0	0.4	4.3	4.9	100.0
1 to 4 weeks ...	0.4	...	0.1	1.3	3.5	...	78.3	2.6	9.7	4.1	100.0
4 weeks to 6 months	4.0	0.2	0.4	2.5	6.2	0.3	25.4	39.7	15.9	5.4	100.0
6 to 12 months ..	5.8	1.2	0.3	3.9	5.1	0.6	4.6	62.9	6.3	9.3	100.0
Total ...	3.3	0.6	0.3	2.3	4.3	0.3	38.5	34.9	9.2	6.5	100.0

The salient features of the above table are the magnitude of the role played by debility and prematurity in the causation of death in the first 4 weeks of life and the large proportion of deaths from Respiratory diseases during the remaining 11 months of infancy.

**Infant Mortality by Months.**—The subjoined table shows the number of deaths among infants in each month of the year. For comparison the monthly total number of deaths at ages of 1 year and upwards is also inserted.

AGE-PERIOD.	NUMBER OF DEATHS.												Total.
	January.	February.	March.	April.	May.	June.	July.	August.	September.	October.	November.	December.	
Under 1 year ..	554	549	660	569	668	530	676	690	624	627	560	518	7,225
1 year and upwards	1,744	1,859	1,796	1,777	1,828	1,407	1,373	1,464	1,419	1,535	1,586	1,542	19,330

Table No. 12 appended to the Report shows the number of deaths among infants under one year of age by causes in detail and by months.

**Infant Mortality by Races.**—The following table gives the death-rate among infants of different Nationalities and Castes :—

INFANT MORTALITY BY CASTE AND INFANTILE DEATH-RATE PER 1,000  
OF BIRTHS REGISTERED IN EACH CASTE IN 1929.

RACE OR CASTE.	Deaths under 1 Year.	Number of Births Registered.	Infant Mortality per 1,000 of Births Registered.
Hindus, Low Caste ... ..	1,236	3,811	324·3
Hindus, all other Castes ... ..	3,917	12,564	311·8
Mussalmans (including Negro Africans) ... ..	1,322	4,236	312·1
Parsees ... ..	109	1,154	94·4
Jews ... ..	43	286	150·3
Indian Christians ... ..	524	1,819	288·1
Anglo-Indians ... ..	24	160	150·0
Europeans ... ..	13	153	84·9
Buddhists ... ..	6	27	222·2
Other and Unknown Castes ... ..	31	10	.....
Total ... ..	7,225	24,220	298·3

The high rates recorded suggest the presence in Bombay of some adverse factor in addition to the poverty and ignorance which are chiefly responsible for high rates in western countries. The added factor affecting all classes is probably Malaria; another factor which can hardly fail to enhance the infant mortality among the more ignorant portions of the population is the practice of soothing babies by the administration of opium.

Syphilis contributes to the death roll but whether to a greater extent than in other cities it is not possible to say when an overwhelming majority of the total deaths under one year are not certified by medical practitioners.

**Infant Mortality by Sections.**—The death-rates among infants under one year of age in the several Sections of the City will be found in the last column of Table No. 2 appended.

INFANT MORTALITY BY THE NUMBER OF ROOMS OCCUPIED IN 1929.

Number of Rooms.	Births.		Deaths in Infants.		Infant mortality per 1,000 births registered.	
	Number.	Percentage.	Number.	Percentage.	1929.	1928
1 Room and under ..	11,561	47·7	5,625	77·9	487	443
2 Rooms .. ..	1,285	5·3	473	6·5	368	355
3 Rooms .. ..	470	1·9	140	1·9	297	223
4 or more rooms ..	270	1·1	50	0·7	185	175
Hospitals .. ..	10,624	43·9	911	12·6	85	72
Homeless and not recorded .. ..	10	0·1	26	0·4	..	..
Total .. ..	24,220	100·0	7,225	100·0	298	311



The percentage of population occupying tenements of one room and under to the total number of occupants in all classes of tenements in the City by the Census of 1921 was 66. Of the 24,220 births registered in the year, 11,561 or 48 per cent. occurred in families living alone in a single room or sharing it with others, and the number of deaths in infants in this class of population was 5,625 or 78 per cent. of the total infant mortality.

It will be observed from the statement that the rate of deaths among infants in single room tenements per 1,000 births in such tenements during the year was 487 against 443 in 1928, and that the proportion of deaths to births varies inversely as the number of rooms occupied by the parents.

### Prevention of Infantile Mortality.

The work which is being done in Bombay for the reduction of infant mortality may be described under the following heads :—

- (i) Visits by the Municipal District Nurses—for the purpose of getting into touch with prospective mothers and for discovering cases of sickness especially among women and children and unvaccinated children ; for inquiry into the condition of new-born infants ; and for giving instruction by homely talks as to the care and rearing of children.
- (ii) Attendance on confinements.
- (iii) Provision of necessaries and comforts during the lying-in period.
- (iv) Maternity Homes.
- (v) Infant Milk Depots.
- (vi) Infant Welfare Centres.

**Municipal Nurses.**—The number of Municipal Nurses employed is ten, one being attached to each of the ten District Registrars' Offices. They are all qualified midwives and visit daily the localities and the chawls inhabited by the poor and help to diffuse and popularise elementary knowledge of the principles of health and hygiene and to carry such knowledge into the homes and lives of the ignorant ; they give advice on the prevention of diseases and the care and up-bringing of infants and bring to the notice of the authorities unregistered births, unvaccinated children and cases of sickness ; they also persuade prospective mothers to go to the Maternity Homes provided for them free. Where this provision is not taken advantage of, they attend on the women in their own houses providing them with bedding for their confinement, and with food in the shape of milk and bread during the first days of the puerperal period. The visits of the Nurses are frequently the means of bringing to the Municipal Dispensaries sick persons who would otherwise either not know of the existence of the facilities provided or knowing would, through indifference and stupidity, neglect to benefit by them. These visits are doing much good and are welcomed and appreciated by those for whose benefit they are paid.

**Summary of Work.**—During the year the Municipal Nurses paid 37,948 visits to houses, chawls and huts (against 41,461 in 1928), inquired into 3,132 cases of ordinary sickness, and reported 231 cases of infectious diseases and 513 deaths in the female population of the City. They also attended on 1,087 confinements (against 1,370 in 1928) and verified the reports of the Birth Karkuns on 6,250 births.

The following table summarises the information obtained by the Nurses in attendance on confinements and in visits to infants and young children :—

**SUMMARY OF INQUIRIES AND OF WORK OF MUNICIPAL NURSES AND MIDWIVES, 1924-1929.**

	1924.	1925.	1926.	1927.	1928.	1929.
Total number of births (including still-born) registered	23,659	21,984	22,744	23,465	25,843	26,080
Percentage of still-births to the total number of births registered ... ..	7.7	7.8	7.3	7.5	7.1	7.1
Number verified by the Nurses ... ..	12,601	9,961	9,699	9,831	10,813	10,075
Percentage of the number verified to the total ...	53.3	45.3	42.6	41.9	41.8	38.6
Percentage of the confinements unattended ... ..	6.2	5.8	6.5	5.8	5.2	4.0
Percentage of the confinements attended by unskilled women ... ..	50.9	44.1	37.4	38.2	34.1	35.2
Percentage of the confinements attended by qualified Nurses (other than Municipal) ... ..	7.2	8.8	10.8	9.4	9.2	9.4
Percentage of the confinements attended by Municipal Nurses ... ..	14.6	14.6	14.4	13.5	12.7	10.8
Percentage of children born in Hospitals ... ..	20.8	26.7	20.9	33.1	38.8	40.6
Percentage of children born in healthy condition ...	69.2	71.5	65.9	67.8	69.5	64.6
Percentage of children fed on breast ... ..	73.7	71.9	68.0	73.3	72.3	66.5
Percentage of children dying within 30 days .. ..	12.3	13.9	12.3	12.0	10.4	8.6
Percentage of the cases where the mothers leaving home for work ... ..	33.5	30.4	35.0	32.8	31.2	30.4

It will be seen from the foregoing table that of the total number of 26,080 births (including 1,860 still-births) registered in the City during the year, 10,075 or 39 per cent. were verified by the Municipal Nurses as against 42 per cent. in 1928 and 1927.

Among the cases wherein enquiries were made, the proportion of births wholly unattended was 4 per cent. and that of confinements attended by unskilled women 35 as against 5 and 34 respectively in 1928.

The percentage of confinements attended by qualified midwives (other than Municipal) was 9 as in 1928 and that of confinements attended by Municipal midwives was 11 as against 13 in the preceding year; the percentage of children born in Hospitals showed an increase from 39 to 41 per cent.

The percentage of children born in healthy condition was 65 as against 69 in the previous year and that of children fed on breast was 66 as against 72 in 1928.

The proportion of children dying within 30 days of birth was 9 per cent. as against 10 in 1928.

The percentage of mothers who left home for work leaving their children to the care of others was 30 as against 31 in the previous year.

Relief to poor women during confinement in the shape of necessaries and comforts such as milk, bread, bed, blankets, charpoys and linen was continued during the year and dispensed in 271 cases against 362 in 1928 and 333 in 1927.

**Municipal Maternity Homes.**—The number of women admitted to the four Municipal Maternity Homes and the number of beds in each home was as follows :—

	Number of Cases.		No. of Beds.
	1929.	1928.	
Bellasis Road Home .. .. .	1,103	1,035	40
Victoria Cross Road Home.. .. .	925	892	51
Imamwada Home .. .. .	695	735	18
Worli Home* .. .. .	328	188	16
Total .. .. .	3,051	2,850	125

\* Opened on 3rd May 1928.

Thus the total number of women admitted to the four Municipal Maternity Homes during the year was 3,051 as against 2,850 in 1928. The number of cases confined in the Homes was 2,751 as against 2,597 in 1928. Of the women confined, 689 were primiparæ.

**Voluntary Welfare Centres.**—The Maternity and Child Welfare Scheme of the Infant Welfare Society has made much progress. At the end of the year, the centres established numbered nine. The Society provides through them (1) advice and instruction to mothers as to infant management, (2) medical aid to infants and (3) a staff of trained nurses for visiting the homes of infants. Each centre is in charge of a Supervisor who is a trained nurse and a midwife. She supervises the milk distribution and assists the Lady Doctor in charge in attending on babies and advising mothers on infant management. There is also a Health Visitor, who is a trained nurse midwife attached to each Centre. She visits the babies in the district and persuades their mothers to take advantage of the Infant Welfare Scheme.

During the year, 15,856 seers of milk were sold at 1 anna a seer, 9,898 seers at 2 annas a seer and 86,903 seers at 3 to 5 annas a seer. The number of new admissions at the nine Centres was 5,495 and that of attendances for milk, medicine, treatment and advice 414,217.

The number of confinements attended by the Midwives of the Society was 1,295.

A crèche is attached to the DeLisle Road Centre and now contains 85 children.

### METEOROLOGY OF 1929.

Table No. 22 appended to the Report gives the Meteorological data of 1929.

**Rainfall.**—The total rainfall recorded at the Colaba Government Observatory during 1929 was 59·76 against 85·63 in 1928 and 74·38 in 1927 and was 10·78 inches below the normal (70·54). Rain fell on 114 days during the year against 74 days in 1928 and 87 days in 1927.

The maximum monthly rainfall was 26·09 inches in June against 30·93 inches in July 1928.

**EPIDEMIC AND OTHER DISEASES.**

## EPIDEMIC AND OTHER DISEASES.

**Notification of Infectious Diseases.**—The total number of cases of infectious disease registered during the year was 4,008. Under Section 421 of the Municipal Act, 608 were notified by Medical practitioners, as against 506 in 1928. No cases were notified by Hakims and Vaidyas, who are not required by law to notify. 3,400 cases or 85 per cent. of the total number were reported by the District Registrars.

Since fees are not paid to the Municipal Registrars for the cases they report and since such cases are not certified on the official form of certificate, they are not included in the number of cases notified under Section 421 of the Act.

The diseases to which the notifications received related are set out by Sections in Table No. 4 ( Appendix ).

Year.	Number of Notifications received from			Reported by Municipal Registrars.	Percentage of total Notifications to total number of Cases Registered.
	Medical Practitioners.	Hakims and Vaidyas.	Total.		
1925 ... ..	524	...	524	2,267	18.8
1926 ... ..	388	...	388	2,580	13.1
1927 ... ..	608	3	611	3,330	15.5
1928 ... ..	506	6	512	3,026	14.1
1929 ... ..	608	...	608	3,400	15.2

**Plague.**—Plague did not assume epidemic proportions at any time during the year. The number of Plague attacks was 36 against 296 in 1928. The disease caused 29 deaths in the year against 257 in 1928 and 486, the average for 1919-1928. The mortality among reported cases was 81 per cent. as against 87 in the previous year.

The death-rate from Plague during the year was 0.02.

The distribution of deaths among different castes during the year is shown in Table No. 13 and the death-rate in Table No. 14 (Appendix).

**Plague Measures.**—The usual preventive and precautionary measures, namely, (i) Inoculation, (ii) Rat Destruction, (iii) Evacuation and (iv) Disinfection were continued during the year.

(i) Inoculation :—

During the year, 467 inoculations against Plague were performed at the Haffkine Institute and 145 by the Municipal Medical Inspectors.

(ii) Rat Destruction :—

The total number of rats collected and destroyed during the year was 638,013 against 623,995 in 1928. It will be seen from the following statement that of the 638,013 rats

collected and sent to the Parel Laboratory, 266,157 were examined and 512 were found infected, giving a ratio of 0·19 infected rats per 100 rats examined as compared with a ratio of 0·80 in 1928 :—

STATEMENT SHOWING THE NUMBER OF RATS SENT TO THE PAREL LABORATORY,  
THE NUMBER EXAMINED AND THE NUMBER FOUND INFECTED IN 1929.

Months.	Number of Rats sent to the Parel Laboratory.	Number of Rats Examined. Total.	Number of Rats found Infected.	Ratio per cent.
January	58,470	27,960	54	0·19
February	39,171	14,162	22	0·15
March	46,262	17,363	67	0·38
April	46,236	19,963	85	0·42
May	48,291	20,947	67	0·31
June	48,895	18,860	33	0·17
July	51,902	22,859	25	0·11
August	56,753	24,520	28	0·11
September	57,845	22,541	27	0·12
October	63,526	27,083	32	0·12
November	59,356	24,160	42	0·17
December	61,306	24,739	30	0·12
Total	638,013	266,157	512	0·19

The percentage of infected rats rose from 0·19 in January to 0·42 in April and then declined gradually to 0·12 in December.

(iii) Evacuation :—

For the reception of contacts from infected dwellings, semi-permanent Health Camps at Koli Lane (Colaba), Suklaji Street, Tardeo, and Arthur Road, Chinchpooqli (at the junction of DeLisle Road and Arthur Road) were maintained.

(iv) Disinfection :—

For the destruction of fleas, all rooms in which cases of Plague either in rats or in man had occurred were disinfested with Pesterine. Infested bedding is disinfected by steam.

**Small-pox.**—Small-pox was prevalent in the City throughout the year and caused 1,135 deaths against 597 in 1928 and 575, the average for the preceding ten years (1919-1928). The number of attacks from Small-pox registered during the year was 2,020 (including 24 imported cases) against 1,020 attacks in 1928.

The disease was in epidemic proportions for 19 weeks from 17th February.

The death-rate from Small-pox during the year was 0·9 as against 0·4 in 1928 and 0·4, the average during the preceding decennium.

As usual, the death-rate from Small-pox attained its maximum between March and May and fell to a low figure in the subsequent months of the year, *vide* Table 8 (Appendix).

Two hundred and forty deaths from Small-pox occurred in children under one year of age and 352 in children aged 1—5 years. Of the total deaths, 592 or 52 per cent. thus occurred in the first five years of life as in 1928.

The highest number of deaths from Small-pox (168) was recorded in Worli Section.

**Vaccination.**—There are 21 Vaccination Stations in the City. Three stations are open in the morning on every Monday, Wednesday, Friday and Saturday and two on every morning during the rest of the week. The station at Princess Street is open every Sunday and Wednesday morning and when Small-pox is prevalent in the City, during the afternoon hours on working days.

As the disease assumed an epidemic form, twenty temporary Vaccination Stations—1 at Municipal Offices, Bori Bunder, 6 at the principal public Hospitals in five different Wards of the City and 13 at the Municipal Dispensaries, were opened in March, in addition to the 21 permanent Stations. The total number of vaccinations performed during the first six months of the year was 58,400.

The total number of primary vaccinations and of re-vaccinations performed during the year was 21,788 and 48,978 respectively as against 20,625 and 15,018 in 1928. Further particulars are shown in the report of the Superintendent of Vaccination and in Tables Nos. 18, 19 and 20 appended to this Report.

The proportion of primary vaccinations (14,621) in children under one year of age to the total number of births (24,220) registered during the year was 60 per cent.

Of the 240 infants under one year of age who died of Small-pox during the year, 217 were not vaccinated and 7 were vaccinated during the incubation period. In the remaining 16 cases, the vaccinal condition was not ascertained.

**Cholera.**—There were 18 attacks and 8 deaths from Cholera during the year as against 48 attacks and 34 deaths in 1928.

**Influenza.**—The number of deaths registered as due to Influenza during the year was 63 and was 554 less than the average of the last ten years (1919-1928).

**Tuberculosis.**—The number of deaths from Tuberculosis was 1,520 and the death-rate 1·2 per 1,000 of the population. Of these, 1,335 were due to Phthisis (Pulmonary Tuberculosis) and 185 to other Tubercular Diseases. The annual death-rates in previous years from Tuberculosis have been as follows :—

Period.	Annual Death-rate from Tuberculosis.		
	Pulmonary.	Other Forms.	All Forms.
1919-1928 .. .. .	1·3	0·1	1·4
1924-1928 .. .. .	1·1	0·1	1·2
1928 .. .. .	1·2	0·1	1·3
1929 .. .. .	1·1	0·1	1·2

There were 785 deaths among males and 735 among females. The disease caused a greater number of deaths among persons in the age-group of 20 to 40 years than in any other age period, *vide* Table No. 16 (Appendix).

The monthly variation in the number of deaths in each Section together with the death-rate from Tuberculosis is set out in Table No. 8 and the death-rate among different castes in Table No. 14 (Appendix).

#### The Anti-Tuberculosis Measures.

There are two dispensaries for Out-patients suffering from Tuberculosis—one at the Sanitary Institute, Princess Street, and the other in Foras Road and the "Turner Sanatorium" containing 32 beds for In-patients on Bhoiwada Hill, Parel.

Each dispensary is in charge of a Medical Officer and three nurses are employed for visiting the patients who attend, reporting on their home conditions and seeing that they follow in their homes the advice which they receive. Of the three nurses, two are employed at Princess Street and one at Foras Road.

During the year under report the total number of Tuberculous patients treated at the two Dispensaries was 1,149 ; the number treated in 1928 was 1,828.

The sex and religion of the patients treated was as follows :—

Religion.	Males.	Females.	Total.
Hindus .. .. .	324	179	503
Mussalmans .. .. .	220	239	459
Parsees .. .. .	14	10	24
Christians .. .. .	99	46	145
Jews .. .. .	3	15	18
Total .. .. .	660	489	1,149

Of the 1,149 cases, 972 were cases of Pulmonary Tuberculosis and 177 cases of Surgical Tuberculosis. The total attendances numbered 13,033.

The Medical Officers and Nurses paid 2,954 domiciliary visits to see patients too ill to attend the Dispensary.

### Turner Sanatorium.

In the Turner Municipal Sanatorium at Bhoiwada, 32 beds, 18 for males and 14 for females, are provided for patients in the early stages of consumption. The use made of the Sanatorium and the results obtained are shown in the following tabular statements :—

Number remaining over from previous year .. .. .	20
Number of new admissions .. .. .	128
Number discharged .. .. .	124
Number died .. .. .	1
Number remaining at the end of the year .. .. .	23

Stage of the Disease on Admission.	Males.	Females.
Stage I (Early) .. .. .	36	11
Stage II (Moderately advanced) .. .. .	40	23
Stage III (Advanced) .. .. .	3	7
Total .. .. .	79	46

Results in 125 Cases Discharged.

(This figure includes 1 Death).

	Improved.	Not Improved.	Died.	Total.
Stage I .. .. .	40	7	..	47
Stage II .. .. .	35	33	..	68
Stage III .. .. .	4	5	1	10
Total .. .. .	79	45	1	125
Stage I .. .. .	T. B. + 18	5	Nil.	23
	T. B. - 22	2	Nil.	24
Total .. .. .	40	7	Nil.	47
Stage II .. .. .	T. B. + 31	31	Nil.	62
	T. B. - 4	2	Nil.	6
Total .. .. .	35	33	Nil.	68
Stage III .. .. .	T. B. + 1	2	1	4
	T. B. - 3	3	Nil.	6
Total .. .. .	4	5	1	10



*Weight on Discharge.*

Increased	...	...	...	...	79
Decreased	...	...	...	...	20
Stationary	...	...	...	...	25

Of those under treatment during the year, 46 were Hindus, 30 Mahomedans, 5 Parsees and 44 Christians.

At Princess Street, the headquarters of the Anti-Tuberculosis organization there is a Tuberculosis Museum of exhibits open to the public for their instruction and a stock of literature which is supplied to visitors and also distributed by the nurses on their visits to the patients under treatment at the dispensaries.

**Malaria**

Malaria was registered as the cause of 216 deaths. 1,540 deaths were registered as due to Ague and Remittent Fevers. Under the last two heads a number of deaths are no doubt included which were due not to Malaria but to one or other of the various diseases such as Typhoid, Tuberculosis and Influenza in which fever may be a prominent symptom.

**Average number of Deaths**—The numbers of deaths from Malaria and from Ague and Remittent Fevers in 1929 were 216 and 1,540 and the annual averages in the ten years 1919 to 1928 as shown in Table No. 10 were 437 and 2,800 respectively.

Out of the total number of deaths due to Malaria—

77 were certified by Medical Practitioners,

61 were certified by Hospitals,

12 road-side cases were certified by the Police, and

66 were verified by the Staff after making inquiries from the relatives.

**Malaria in Military Hospitals**—The following table shows the number of cases admitted and the number of deaths in the different Military Hospitals in the City during the last five years:—

	1925.	1926.	1927.	1928.	1929.
Attacks	390	361	182	187	245
Deaths	...	...	...	...	1

**Anti-Malarial Measures**—Measures for gauging the incidence of Malaria were continued during the year.

The inspection of houses and the destruction of larvæ were carried on on a systematic plan. The sections of the wards have been sub-divided and each Overseer is given an area which he could cover within a week. The breeding places detected were immediately dealt with. Minor structural and other defects likely to result in the breeding of mosquitoes were remedied by the staff and action was taken against owners only when the works required were extensive and costly.

The following table shows the work of inspection done by the staff during the year :—

Ward.	No. of houses.		No. of containers holding water.	
	Inspected.	Breeding.	Inspected.	Breeding.
A .. .. .	80,912	1,244	3,46,220	1,861
B .. .. .	1,24,665	2,087	2,07,130	3,047
C .. .. .	1,98,533	1,180	2,19,483	1,490
D .. .. .	1,64,537	6,114	3,33,059	7,735
E .. .. .	1,60,369	4,011	3,24,199	7,066
F .. .. .	75,917	5,699	1,42,216	37,136
G .. .. .	61,048	3,614	2,22,761	6,097
Total ..	8,65,981	23,949	17,95,068	64,432

Note.—In the above table, the breeding recorded includes the breeding of *Stegomyia*, *Culex* and *Anopheles*.

Statement showing month by month the total No. of wells, cisterns, etc., which were found breeding anopheles mosquitoes during the year 1929.

Breeding noticed in	January.	February.	March.	April.	May.	June.	July.	August.	September.	October.	November.	December.	Total.
Open wells ...	50	35	49	65	52	38	40	41	52	52	42	35	551
Cisterns ...	38	21	15	35	23	7	16	17	37	23	80	22	274
Fountains, masonry tanks, masonry kundies, gharies, mill tanks.	34	24	49	52	51	47	51	54	56	48	37	18	524
Tubs ...	8	2	24	25	15	33	68	29	19	19	2	2	246
Gully Traps and storm water entrances.	1	...	...	1	2	5	20	6	3	3	3	1	45
Tins ..	...	...	...	1	...	3	53	15	14	10	1	..	97
Pools, low-lands, cellars, etc.	26	33	86	101	72	88	312	339	182	144	63	54	1,480

Statement showing by wards the total No. of wells, cisterns, etc., which were found breeding *Anopheles* mosquitoes during the year 1929.

Breeding noticed in	Wards.							Total.
	A	B	C	D	E	F	G	
Open wells ...	24	...	11	...	49	142	325	551
Cisterns ...	24	8	14	46	88	23	71	274
Fountains, masonry tanks, masonry kundies, gharies, mill tanks.	49	5	35	200	109	94	32	524
Tubs ...	6	13	14	53	73	34	53	246
Gully traps and storm-water entrances	4	4	...	...	17	19	1	45
Tins ...	6	6	1	5	76	3	...	97
Pools, low-lands, cellars, etc., ...	54	20	4	198	680	131	593	1,480
Totals ...	167	56	79	502	1,092	445	875	3,317

*Spleen Rate.*—Children of the poorer classes were examined for enlargement of the spleen in dwelling houses and in Charitable Institutions. Out of 2,454 children so examined 191 were found to have enlarged spleen. The spleen rate for the whole City was 7·8. Details by Sections are given in the table below :—

Ward.	Sections.	No. of children examined.	No. of children found with enlarged spleen.	Percentage.
A	Upper Colaba .. .. .	153	15	9·8
	Middle and Lower Colaba .. .. .			
B	Fort, Northern .. .. .	105	15	14·3
	Esplanade .. .. .	120	11	9·2
	Mandvi .. .. .	200	15	7·5
C	Umarkhadi .. .. .	136	20	14·7
	Dongri .. .. .	120	9	7·5
D	Market .. .. .	129	1	0·8
	Dhobi Talao .. .. .	131	2	1·5
	Fanaswadi .. .. .	119	1	0·8
	Bhuleshwar .. .. .	104	1	1·0
	Khara Talao .. .. .	120	2	1·7
	Kumbharwada .. .. .	120	3	2·5
	Khetwadi .. .. .	108	5	4·6
E	Girgaum .. .. .	100	4	4·0
	Chowpati .. .. .	100	14	14·0
	Walkeshwar .. .. .	75	6	8·0
F	Mahalakshmi .. .. .	67	7	10·4
	Tardeo .. .. .	85	14	16·5
G	First Nagpada .. .. .	49	6	12·2
	Worli .. .. .	313	40	12·8
Total ..		2,454	191	7·8

The Medical Inspectors appointed by the Schools Committee carried out spleen examinations among the children attending the Municipal Schools. The results are shown in following table :—

Wadi.	Sections.	No. of pupils examined.	No. of pupils found with enlarged spleen.	Percentage.
A	Upper Colaba, Middle and Lower Colaba ..	207	11	5·3
	Fort, Northern .. .. .	133	12	9·0
	Esplanade .. .. .	165	5	3·0
C	Fanaswadi .. .. .	12	0·0	0·0
	Bhuleshwar .. .. .	155	1	0·6
	Khara Talao .. .. .	24	0·0	0·0
D	Kumbharwada .. .. .	252	6	2·4
	Khetwadi .. .. .	522	23	4·4
	Girgaum .. .. .	1,191	38	3·2
E	Chowpati .. .. .	225	11	4·9
	Second Nagpada .. .. .	622	17	2·7
	Kamathipura .. .. .	162	3	1·9
	Tardeo .. .. .	57	8	14·0
F	Byculla .. .. .	794	39	4·9
	First Nagpada .. .. .	106	3	2·8
	Parel .. .. .	2,472	330	13·0
G	Sewri .. .. .	462	33	7·1
	Sion .. .. .	836	40	4·8
	Mahim .. .. .	1,762	174	9·9
	Worli .. .. .	1,256	201	16·0
Total ..		11,415	955	8·4

A Cosmopolitan school conducted by a Parsee Head Master in Esplanade Section engaged its own medical man to examine the students attending the school. The results of the spleen examinations furnished by the Head Master are shown in the following table:—

Castes.	Number of Students examined.	Number having enlarged spleen.	Percentage.
Parsis .. .. .	1,103	14	1.3
Hindoos .. .. .	1,025	8	0.8
Mahomedans .. .. .	514	1	0.2
Total .. .. .	2,642	23	0.9

**Parasite Rate.**—The following table shows the parasite rate in Sections where random blood samples were taken by the Malaria Inspectors:—

Sections.	No. of slides examined.	No. in which parasites were found.	Percentage.
Mandvi .. .. .	23	13	56.5
Umakhadi .. .. .	60	4	6.7
Dongri .. .. .	40	5	12.5
Tardeo .. .. .	85	2	2.4

**Blood Slides.**—In addition to random sampling, the District Registrars who were requested to take blood specimens of patients attending the Municipal Dispensaries for fevers sent 4,518 slides out of which 2,001 were found positive. The following table shows the number of slides sent by each dispensary and number found positive during five months—August to December 1929.

Dispensaries.	Number of slides.	
	Examined..	Found positive.
1. No. 1 District Dispensary .. .. .	215	90
2. Colaba Dispensary .. .. .	152	57
3. No. 3 District Dispensary .. .. .	230	84
4. " 4 " " .. .. .	63	20
5. " 5 " " .. .. .	49	20
6. " 6 " " .. .. .	59	18
7. " 7 " " .. .. .	482	199
8. " 8 " " .. .. .	449	193
9. Bai Gowrabai " .. .. .	133	64
10. Bai Gulbai Choksey " .. .. .	276	131
11. DeLisle Road " .. .. .	587	272
12. Parbhadevi " .. .. .	518	243
13. Worli Dispensary .. .. .	1,305	610
Total .. .. .	4,518	2,001

**Municipal Dispensaries.**—The number of cases of Malaria treated month by month at the Municipal Dispensaries during 1929 was :—

Jan.	Feb.	Mar.	April.	May.	June.	July.	August.	Sept.	Oct.	Nov.	Dec.	Total.
941	427	416	619	716	577	1,212	1,512	1,591	2,192	1,599	756	12,558

**Incidence on Troops.**—From the statistics received from the British Military Hospital, Colaba, it is noted that the ratio of admissions per 1,000 of strength for Malaria amongst the British Troops in 1929 was 200. The following table compares this ratio with that of the previous years :—

**RATIO OF ADMISSIONS PER 1,000 OF STRENGTH FOR MALARIA AMONGST  
BRITISH TROOPS IN BOMBAY.**

Before the commencement of reclamation anti-malarial operations.		After the commencement of reclamation anti-malarial operations.	
<i>Year.</i>	<i>Ratio.</i>	<i>Year.</i>	<i>Ratio.</i>
1921	972	1923	153
1922	387	1924	238
		1925	165
		1926	180
		1927	150
		1928	129
		1929	200

These figures do not show any increase in the incidence of Malaria on the troops stationed in Colaba as a result of the reclamation of Back Bay.

**Deaths in Institutions.**—The following table shows the number of cases of Malaria and of deaths in different institutions in the City during the year 1929 :—

<i>Names of the Institutions.</i>	<i>Admissions.</i>	<i>Deaths.</i>
Colaba British Station Hospital ..	51	..
Marine Lines Indian Station Hospital ..	194	1
St. George's Hospital .. ..	562	2
Goculdas Tejpal Hospital .. ..	2,490	11
Cama and Albless Hospitals .. ..	84	..
Sir J. J. Hospital .. ..	3,511	9
Sir D. M. Petit and Motlibai Hospital..	693	1
Northcote Police Hospital .. ..	826	..
G. I. P. Ry. Infirmery .. ..	1,674	2

<i>Names of the Institutions</i>	<i>Admissions.</i>	<i>Deaths.</i>
Dr. Masina's Hospital .. .. .	149	..
Adam's Wylie Hospital .. .. .	57	..
Yamunabai Nair Hospital .. .. .	100	..
Arthur Road Hospital .. .. .	6	1
Maratha Plague Hospital .. .. .	35	..
Bomanji Dinshaw Parsee General Hospital .. .. .	157	4
Sir Harkisondas Narottamdas Hospital	6	—
King Edward Memorial Hospital ..	5,986	4
Rukhmini Hindu Lying-in-Hospital ..	25	..
St. Elizabeth Nursing Home .. .. .	7	..
Parekh Hospital .. .. .	2	..
Dr. Purandare's Hospital .. .. .	4	..
Surgical Nursing Home .. .. .	6	..
B. B. & C. I. Railway Dispensary ..	807	..
Albless Charitable Dispensary .. .. .	212	..
Mutual Helping Society Charitable Dispensary.. .. .	100	..
Petit Charitable Dispensary .. .. .	1,473	..
Lady Rachael Jacob Dispensary .. .. .	4,127	..
Total .. .. .	23,338	35

At the request of the Standing Committee information is obtained monthly by printed post cards from Medical Practitioners as to the number of cases of Malaria treated by them during the month. The response is irregular but the total number thus notified in the year amounted to 65,611. The numbers notified from the several sources summarised are:—

<i>Source of Information.</i>	<i>No. of cases.</i>
Municipal Dispensaries .. .. .	12,558
Hospitals .. .. .	23,338
Private Medical Practitioners .. .. .	65,611
Total .. .. .	101,507

The significance of these figures cannot be said to be in any way exact. The same patient may be returned by different practitioners or institutions and in the absence of control over many of the sources of information, it is safe to assume that some proportion of the total is made up of attendance for medicine by the same patient and not of separate and new cases.

Nevertheless the returns do afford a numerical indication of the fact that Malaria is widely prevalent in the City.

**Wells.**—The following table shows the number of wells by wards and sections filled in, protected and examined for larvæ during the year 1929 :—

Ward.	Sections.	Total in the locality.	Dealt with.			Wells examined.			Examination for Larvæ.	
			Filled in.	Covered.		Total.	Larvæ found.	Larvæ not found.	Total	Positive.
				Com-pletely.	With trap door.					
A	Upper Colaba ...	4	...	...	...	4	...	4	81	...
	Middle and Lower Colaba.	30	...	10	...	30	1	29	709	2
	Fort, Southern ...	20	...	3	...	20	...	20	493	...
	Fort, Northern ...	329	13	98	...	329	25	304	9,050	100
	Esplanade ...	53	...	18	...	53	1	52	1,228	13
B	Mandvi ...	52	...	22	...	52	2	50	1,767	3
	Chukla ...	35	1	5	...	35	1	34	1,487	1
	Umakhadi ...	20	...	1	...	20	...	20	890	...
	Dongri ...	4	...	...	...	4	...	4	150	...
C	Market ...	195	9	48	...	195	2	193	3,647	23
	Dhobi Talao ...	310	9	64	...	310	24	286	4,637	90
	Fanaswadi ...	201	8	58	...	201	4	197	3,392	15
	Bhuleshwar ...	125	5	20	...	125	4	121	2,186	7
	Khara Talao ...	1	...	...	...	1	...	1	14	...
	Kumbharwada ...	23	2	6	...	23	4	19	329	20
D	Khetwadi ...	145	3	15	...	145	5	140	4,592	14
	Girgaum ...	230	9	56	...	230	3	227	6,996	10
	Chowpati ...	68	3	15	...	68	2	66	2,061	6
	Walkeshwar ...	90	2	13	...	90	6	84	3,329	9
	Mahalakshmi... ..	93	2	11	...	93	6	87	3,204	35
E	Maxagon ...	60	1	10	...	60	4	56	18	4
	Tarwadi ...	62	2	21	...	62	11	51	26	11
	2nd Nagpada... ..	1	...	...	...	1	...	1	...	...
	Kamathipura ...	4	...	...	...	4	...	4	2	...
	Tardeo ...	23	...	9	...	23	4	19	10	4
	Byculla ...	25	...	7	...	25	2	23	2	2
	1st Nagpada ...	2	...	...	...	2	...	2	1	...
F	Parel ...	65	4	7	3	65	30	35	155	26
	Sewri ...	33	7	1	1	32	18	14	153	15
	Sion ...	100	16	10	1	100	56	44	231	53
G	Mahim ...	323	38	18	3	323	137	186	10,336	929
	Worli ...	233	31	12	18	233	131	102	6,246	531
	<b>Total ...</b>	<b>2,958</b>	<b>165</b>	<b>553</b>	<b>26</b>	<b>2,958</b>	<b>483</b>	<b>2,475</b>	<b>67,422</b>	<b>1,928</b>

*Note.*—The failure to recover larvæ in a ring net from a well must not be taken as evidence that larvæ were not present.

The total number of wells in the City should have been 2,942 according to the last year's report. 16 wells were however discovered during the year. A few of these were new wells sunk without permission and subsequently filled in.

Table showing by wards the number and condition of wells on 1st January 1930 :—

Ward.	Sections	Total No. of wells.	No. of wells open or partially open.			No. of wells H. C. C. with or without pump.		
			Total No.	Open.	T. D.	Total No.	H. C. C.	H. C. C. with pump.
A	Upper Colaba .. ..	4	2	1	1	2	2	...
	Middle and Lower Colaba	30	8	8	5	22	19	3
	Fort, Southern .. ..	20	7	2	5	13	12	1
	Fort, Northern .. ..	316	91	19	72	225	214	11
	Esplanade .. ..	53	13	2	11	40	35	5
B	Mandvi .. ..	52	20	1	19	32	25	7
	Chuckla .. ..	34	11	4	7	23	22	1
	Umarkhadi .. ..	20	11	...	11	9	9	...
	Dongri .. ..	4	1	...	1	3	2	1
C	Market .. ..	186	94	11	83	92	63	29
	Dhobi Talao .. ..	301	168	20	138	148	124	19
	Fanaswadi .. ..	193	105	24	81	88	69	19
	Bhuleshwar .. ..	120	69	19	50	51	43	8
	Khara Talao .. ..	1	...	...	...	1	1	...
	Kumbharwada .. ..	21	6	2	4	15	12	3
	Khetwadi .. ..	142	75	9	66	67	61	6
D	Girgaum .. ..	221	98	13	85	123	118	5
	Chowpati .. ..	65	33	...	33	32	26	6
	Walkeshwar .. ..	88	53	16	37	35	28	7
	Mahalakshmi .. ..	91	53	18	35	38	32	6
	Mazagon .. ..	59	17	7	10	42	31	11
E	Tarwadi .. ..	60	25	4	21	35	29	6
	Second Nagpada .. ..	1	..	...	...	1	1	...
	Kamathipura .. ..	4	2	...	2	2	2	...
	Tardeo .. ..	23	10	2	8	13	8	5
	Byonlla .. ..	25	2	...	2	23	23	...
	First Nagpada .. ..	2	1	...	1	1	1	...
F	Parel .. ..	61	34	12	22	27	25	2
	Sewri .. ..	25	19	18	1	6	5	1
	Sion .. ..	84	62	44	18	22	16	6
G	Mahim .. ..	285	257	247	10	28	19	9
	Worli .. ..	202	161	153	28	21	18	3
	Total .. ..	2,793	1,518	651	867	1,275	1,095	180

A Committee was appointed by the Corporation under their Resolution No. 3771 of 26th July 1929 to consider the question of determining the exact number and situation of wells in each Ward which should be kept open in accordance with the policy outlined



by the Commissioner of closing the wells as an anti-malarial measure. In accordance with this Resolution the Committee met twice during the year and 25 wells situated in A Ward were inspected by them.

**Cisterns.**—Defective non-mosquito-proof manhole covers were in response to letters or notices replaced by the new hinged iron standard caps under lock and key in 1,080 cases during the year. The total number of cisterns in the City is 30,053.

**Tanks.**—(1) Mill tanks. There are 88 mills in the City with 117 mill tanks or ponds. These are always found to constitute a danger to Public Health by reason of the frequency with which they breed mosquitoes. According to the scheme of oiling these tanks, devised by the Malaria Advisory Committee, 16 mills had joined during the years 1927 and 1928. Two mills have subsequently withdrawn from the scheme during 1929 as they have made their own arrangements to treat their tanks. The mill tanks were regularly examined and treated with larvacides when necessary. 41 tanks were found breeding at some time or other during the year.

The following table shows the number of mill tanks found breeding in each month in the year 1929 :—

Jan.	Feb.	Mar.	April.	May.	June.	July.	Aug.	Sept.	Oct.	Nov.	Dec.
10	10	16	7	14	5	7	3	8	11	13	8

**Overhead cisterns in Mills.**—As breeding of mosquitoes was noticed in the overhead cisterns and sprinkler tanks action has been started to get these tanks covered with mosquito-proof covers. Out of 212 overhead cistern in the mills 97 have been rendered mosquito-proof during the year.

(2) **Naigaum Tank.**—The work of filling in the tank is nearing completion.

**Quarry holes, etc.**—A large number of low-lying plots of land and quarry holes mostly in F and G Wards were found breeding and had to be constantly treated with larvacides. A special staff was engaged and water from some of these lands was pumped out and the lands rendered dry. The quarry hole at premises No. 26, Parel Tank Road, is under systematic treatment as in the case of mill tanks.

**Cellars in Ballard Estate.**—Plot No. 20, New Building being constructed by the Bombay Port Trust. Cellar was found breeding 14 times during 1929.

Plot No. 21, Feltham House. The cellar has been made water-tight.

Plot No. 25. The cellar has been filled in.

Plot No. 30. Incomplete five-storied building. Never found breeding. Water accumulates in pools only during monsoon.

Plot No. 31, Sudama House. The cellar was found breeding as often as 39 times during 1929. This cellar is under systematic treatment as in the case of mill tanks.

Plot No. 46. The cellar has been filled in.

**Storm-Water Entrances.**—Systematic inspection of storm-water entrances was carried out throughout the year.

**Quinine and Cinchona.**—65 lbs. and 12 ozs. of quinine and 77 lbs. and 10 ozs. of Cinchona Febrifuge were supplied to patients and others free of charge through the 13 Municipal Maternity and Infectious Diseases Hospitals:— 2 lbs. and 5 ozs. of quinine and 18 lbs. and 10 ozs. of Cinchona were distributed in the form of tablets numbering 40,125 in all. The remainder was issued in the form of powder.

**Prosecutions.**—The following table shows the number of prosecutions instituted during the year 1929 with their results :—

Number of prosecutions	...	1,099
Requirements completed before service of summonses	..	276
"    "    after    "    "    "	..	577
Penalties inflicted	..	40
Cases dismissed	..	131
"    pending	..	75
	Total ..	1,099

### Summary of work done in 1929.

Number of wells filled in .. .. .	165
"    "    " hermetically covered .. .. .	553
"    "    " covered with trap doors .. .. .	26
"    " inspections of buildings .. .. .	865,981
"    " notices issued for wells, cisterns, etc. .. .. .	5,782
"    " cisterns made mosquito-proof .. .. .	3,758
"    "    " provided with standard covers .. .. .	1,080
"    " children examined for enlargement of the spleen .. .. .	2,454
"    " blood slides (random sampling) examined .. .. .	208
"    "    " of dispensary patients .. .. .	4,752
"    " Quinine pills distributed, 4 grs. .. .. .	200
"    " pools treated with pesterine or kerosine oil emulsion .. .. .	4,954
"    " odd receptacles removed .. .. .	36,002
"    " low-lying areas filled in .. .. .	16
"    " large tanks filled in .. .. .	5
"    " correspondence papers (new cases) dealt with .. .. .	6,517

### Venereal Diseases.

**League for Combating Venereal Diseases.**—Early in the year 1918, a League for Combating Venereal Diseases was established in Bombay under Voluntary management, with an Information Bureau and a Clinic at No. 66, Lamington Road. The League carried on with propaganda and treatment work. It was taken over by the Bombay Municipality from 1st April 1925. At the Information Bureau, information and advice are given to the public and educational literature in English and the Vernaculars is distributed. Out-door anti-venereal propaganda work is also carried out. The Dispensary is well equipped with all the necessaries for the free diagnosis and treatment of Venereal Diseases by modern methods. The Staff of the Clinic consists of a Medical Officer in charge, a Lady Physician, a Nurse, Clinical and Laboratory Assistants, etc.

**Report of the Medical Officer.**—The following is an extract from the report on the year's work by the Medical Officer.

**Post-Graduate Course.**—A post-graduate course of training for qualified medical practitioners is held three times a year. It is conducted by the Medical Officer in charge, at the Dispensary, where provision is made for laboratory instruction and ample facilities are available for clinical work. During 1929, seven post-graduate students have received training and completed their courses. The total number of post-graduate students who have received instruction from 1921 is 72.

**Registration and Racial Distribution of Patients.**—During the year ending 31st December 1929, the number of patients registered in the Dispensary was 3,100 (2,714 males and 386 females). The racial distribution of these cases was as follows:—

	Males.	Females.
Europeans .. .. .	19	6
Anglo-Indians .. .. .	29	5
Indian Christians .. .. .	162	36
Hindus .. .. .	1,261	183
Mussalmans .. .. .	1,131	138
Parsees .. .. .	59	12
Jews .. .. .	35	6
Japanese, Chinese and other castes .. .. .	18	..
<b>Total .. .. .</b>	<b>2,714</b>	<b>386</b>

The daily average of new patients reporting and the average daily attendance is as follows :—

<i>Males.</i>		<i>Females.</i>		<i>Total.</i>		<i>Total Daily attendance.</i>
<i>New.</i>	<i>Old.</i>	<i>New.</i>	<i>Old.</i>	<i>New.</i>	<i>Old.</i>	
9	71	2	18	11	89	100

**Distribution of New Cases.**—Out of the 3,100 cases registered during the year, 226 ceased attending before the diagnosis was completed and 796 (736 males and 60 females) were diagnosed as non-venereal. The remaining 2,078 with the addition of 109 cases carried over from last year give a total of 2,187 (1,881 males and 306 females) venereal cases who attended for diagnosis or treatment and are classified as follows :—

	<i>Males.</i>	<i>Females.</i>	<i>Total.</i>
Syphilis .. .. .	527	132	659
Gonorrhœa .. .. .	833	162	995
Non-Syphilitic Chancres .. .. .	521	12	533
<b>Total</b> .. .. .	<b>1,881</b>	<b>306</b>	<b>2,187</b>

**Treatment.**—A combination of arsenical compounds and Bismuth have shortened and made more effective the periods of courses for Syphilis. In the case of Gonorrhœa besides daily irrigations, vaccine and instrumentation, electrical treatment (diathermy, etc.), is a new feature of the Clinic and holds out a promise of better results. During the year under report 860 injections of arsenical compounds and 1,200 of Bismuth were given besides a large number of other injections of a subsidiary nature.

**Laboratory Work.**—The Dispensary has a fairly well equipped Laboratory where the following examinations were carried out during the year :

Wassermann Reactions .. .. .	612
Khan Tests .. .. .	277
Dark Ground Searches for T. P. .. .. .	410
Microscopic Stained slides .. .. .	1,813
Urine Analysis .. .. .	1,217

Stock Gonococcic vaccines made out of a number of strains collected in the Dispensary and autogenous vaccines of secondary organisms are prepared in the laboratory for treatment of patients.

#### RESULT OF TREATMENT.

	Syphilis.			Acute Gonorrhœa.			Chronic Gonorrhœa.			Soft Chancre.		
	Male.	Female.	Total.	Male.	Female.	Total.	Male.	Female.	Total.	Male.	Female.	Total.
Cured .. .. .	3	1	4	41	21	62	21	8	29	119	4	123
Discharged or left fit and well .. .. .	198	51	249	..	..	..	..	..	..	..	..	..
Left Improved .. .. .	11	9	20	227	9	236	87	23	110	149	2	151
Sent to Hospitals .. .. .	15	2	17	5	1	6	2	15	17	64	1	65
Under Treatment .. .. .	76	14	90	34	2	36	40	5	45	17	..	17
Left to continue Treatment .. .. .	63	22	85	59	3	62	11	10	21	23	3	25
Discontinued Treatment .. .. .	111	28	139	149	15	164	64	42	106	123	2	125
Attended for Diagnosis only .. .. .	50	5	55	85	3	88	8	5	13	27	..	27
<b>Total</b> .. .. .	<b>527</b>	<b>132</b>	<b>659</b>	<b>600</b>	<b>54</b>	<b>654</b>	<b>233</b>	<b>108</b>	<b>341</b>	<b>521</b>	<b>12</b>	<b>533</b>

**NOTE.—The result indicated in the above table should be interpreted as follows.**—Patients described as “cured” of syphilis underwent a full course of treatment according to the standards adopted by modern Syphilologists. Their blood was repeatedly tested for a period of two years and a final Wassermann test was done on their Cerebro-spinal fluid before they were discharged. The rest who did not or could not go through this long treatment and the exacting test, were discharged “fit and well”. These patients attended on an average for two months and went out disinfected and fit for work.

“Cure” of gonorrhœa was verified by means of special tests of curability.

Patients who left “improved” are mostly gonorrhœa cases. Among these about 25 per cent. were drawing near a cure.

Complicated cases needing rest in bed, surgical or gynæcological interference were “sent to hospitals.”

On account of distance, office hours or resentment of publicity some patients “left to continue treatment” elsewhere and in many instances were given a note to their medical advisers with details of the case when necessary. A small percentage of these cases may have left improved without attending for a note to be made on their condition.

Many of the patients who “discontinued treatment” probably did so for the same motives as explained in connection with those who left to “continue treatment.” But they have been numbered under this heading as they assigned no reason for leaving.

Patients who “attended for diagnosis only” were mostly cases that were referred to us for diagnosis by medical practitioners and medical institutions.

**Discontinuance of Treatment.**—The number of patients that leave off before attaining a cure is discouraging. The fact calls for a large propaganda in the direction of enlightening the public on the danger to themselves and others of carrying the infection with them.

The Nurse paid 281 domiciliary visits during the year. In her daily rounds she distributes educational leaflets and induces patients to come to the Dispensary for treatment. Follow up work is also done by her which includes talks to the families of infected men wherever possible with a view to submitting them for examination.

### DISINFECTION, &c.

The following table shows the number of cases of infectious disease removed to Hospitals, of houses vacated and disinfected and of articles disinfected by steam:—

INFECTIOUS DISEASES—CAUSE AND NATURE OF ACTION TAKEN IN 1929.

On account of	Cases Notified.	Cases removed to Hospitals.	Houses Vacated.	Rooms Disinfected.	Articles Sterilized.
Plague ... ..	36	4	10	99	10
Small-pox ... ..	2,020	413	5	1,899	1,181
Measles ... ..	...	25	...	72	68
Chicken-pox ... ..	...	20	...	40	17
Typhoid Fever ... ..	222	18	2	200	109
Malarial “ ... ..	...	9	...	3	...
Relapsing “ ... ..	...	...	...	...	...
Influenza ... ..	22	1	...	24	1
Cholera ... ..	18	5	...	28	154
Erysipelas ... ..	...	3	...	7	...
Leprosy ... ..	119	1	...	6	...
Tuberculosis of Lungs ... ..	1,422	130	1	735	55
Dead rats ... ..	...	...	...	26	...
Other Causes ... ..	...	27	...	436	3,552*
Total ... ..	...	656	18	3,575	5,147

\* Including 2,657 articles from Children’s Aid Home, Umerkhadi.

**Quantities and Cost of Disinfectants used.**—The following statement shows (a) the quantities in which each kind of disinfectant was used during the year ending 31st December 1929 and their cost; (b) quantities used for disinfecting infected dwelling houses, rooms and other places such as house gullies, drains, privies, etc., and (c) the total cost of the disinfectants used for each purpose :—

Name of Disinfectant.	(a)		(b)		(c)	
	Quantities of Disinfectants used.	Cost.	Quantities of Disinfectants used.		Total cost of Disinfectants used.	
			(i)	(ii)	(i)	(ii)
			For disinfecting dwelling houses and rooms.	For disinfecting other places such as house gullies, drains, privies, etc.	For disinfecting dwelling houses and rooms.	For disinfecting other places such as house gullies, drains, privies, etc.
		Rs.			Rs.	Rs.
Formalin .. .. . Gallons.	18,553	5,218	10,478	8,075	2,047	2,271
Sal Hyeal .. .. . Do.	1,567	8,526	487	1,080	1,096	2,430
Izal Powder .. .. . Bags.	683	6,903	28	610	258	6,710
Sulphur .. .. . Lbs.	457	43	23	484	2	41
Total ..	....	15,750	....	....	4,298	11,452

### MEDICAL RELIEF.

**Municipal Dispensaries.**—The thirteen Municipal Dispensaries were open throughout the year to administer, as in the past, free medical relief to the sick poor of the City.

The number of new cases treated at the dispensaries during the year was 80,783 (55,942 males and 24,841 females) as against 84,048 in 1928. The total attendances numbered 203,132 as against 210,467 in 1928. These figures include 832 visits by the Dispensary Medical Officers to patients in their homes.

The diseases treated at each dispensary are shown in Table No. 5 (Appendix).

In addition to the above dispensary work, women and children were treated by Lady Doctors since February 1925 at No. 4 and No. 7 Dispensaries daily and at the remaining 11 Dispensaries once a week. This arrangement has been modified under Corporation Resolution No. 11450 of 14th March 1929 and all the Municipal Dispensaries are attended to by a Lady Doctor between 12 noon and 2 p.m. twice a week.

The number of new cases thus treated was 11,504 (9,637 women and 1,867 children) as against 14,549 in 1928. The total number of attendances at these Dispensaries was 35,053.

The free dispensary for the treatment of eye diseases opened and maintained in the Sanitary Institute, Princess Street, under Corporation Resolution No. 12677 of 5th February 1920, was removed in June 1924 to the Bai Lingubai Building in Kamathipura and named "Rajanna Jalooji Charitable Eye Dispensary." It was attended throughout the year gratuitously by Dr. D. D. Sathaye. The dispensary is fully equipped and is open every day from 8-30 a.m. to 9-30 a.m. except on Sundays. The total number of new cases treated in 1929 at this dispensary was 1,260 as against 1,281 in 1928.

I have much pleasure in bringing to the notice of the Municipal Commissioner and the Corporation the valuable honorary services rendered by Dr. Sathaye.

### PUBLIC HEALTH ADMINISTRATION.

For administrative purposes, the City has been divided into seven wards A to G, each under the charge of an Assistant Health Officer who is responsible for the sanitary work in his ward. A & B Wards, C & D Wards and F & G Wards from August 1929 constitute three combined charges each under one Assistant Health Officer. There are thus four Assistant Health Officers respectively in charge of the four main divisions of the City. The Assistant Health Officers are under the direct control of the Executive Health Officer and the Assistant Health Officer, Special Grade, in charge of A and B Wards, assists him in Office work in addition to his own.

The Island has been further sub-divided into 39 sections in charge of Inspectors styled Medical Assistants and each Inspector in the District to which he is appointed is required to undertake the work incidental to Registration and Sanitation as well. As a necessary corollary, all the newly appointed Inspectors are required to be qualified Medical Practitioners and to pass the Sanitary Surveyor's Examination.

The 39 sections have been arranged in groups to form 10 Registration and Sanitary Districts, the work in each of the 10 Districts being supervised by a Senior and Junior Medical Inspector. There are thus 10 Senior and 10 Junior Medical Inspectors who are required to be Medical Graduates and to work under the orders of the Assistant Health Officers of the Wards in which their respective Districts are situated. An exception in the rule as to the possession of a medical qualification is made in favour of the old grade Sanitary and Assistant Sanitary Inspectors.

In addition to the 39 Medical Assistants in charge of sections, there are 9 provided as a leave reserve and 13 Medical Assistants in charge of the 13 Municipal Dispensaries. Their duty is to provide free medical relief to the sick poor of the City. Each of the ten Registration Offices has one trained nurse who is also a qualified midwife. Her duty is to advise mothers of the poorer classes in the care of their children and to attend women of the poorer classes in their confinement.

For the prevention of adulteration, 5 Sub-Inspectors are employed to take samples of milk offered for sale and to submit them for examination to the Municipal Analyst. Sampling is also carried out by the 20 Senior and Junior Medical Inspectors.

The Malaria Branch was re-opened on 8th January 1923 and anti-malarial measures during the year were carried out by a staff consisting of 6 Medical Inspectors, 80 Sub-Inspectors, 6 muccadams and 200 coolies, under the direct control of an Assistant Health Officer.

The analysis of samples of food and of samples of the Municipal water-supply is carried out by the Municipal Analyst in a laboratory attached to the Health Department.

The Veterinary staff includes 1 Senior Inspector, 1 Assistant Senior Inspector and 3 Inspectors who are all qualified Veterinary Surgeons and inspect the milch-cattle stables in the City and the Municipal bullocks and are in charge of the Municipal Bullock Hospital and of the Segregation sheds at Tardeo Flats. In addition to this staff, there are 12 Veterinary Overseers who are responsible under the Conservancy Supervisors for the health of the bullocks in the eleven Health Department Stables.

The Vaccination staff includes besides the Superintendent, 1 Head Vaccinator and 9 other Vaccinators.

**Conservancy.**—The Conservancy staff comprises :—

1	Head Supervisor.
3	Supervisors.
10	Assistant Supervisors.
7	Senior Overseers.
59	Overseers.
19	Depot Attendants.
1,525	Halalkhores.
3,890	Scavengers.
735	Cart Drivers.

The average strength of bullocks provided for the scavenging and cesspool carts was 854 pairs. The Municipal bullock stables in the City number eleven.

The number of carts of cutchra, drain silt and other refuse emptied at the Mahalakshmi Railway siding and other Depots in the City during the year was 766,891 against 792,129 in the preceding year; of these, 592,001 were departmental and 174,890 private.

During the year 71,621 night-soil and cesspool cart-loads and 3,149,075 night-soil baskets were emptied at the several night-soil depots in the City as compared with 86,501 night-soil and cesspool cart-loads and 3,704,995 night-soil baskets in 1928. As compared with the preceding year, there is a decrease of 14,880 night-soil and cesspool cart-loads and of 555,920 baskets. During the year, 8,246 water-closets were substituted for basket privies as against 942 in the preceding year.

**Stray and ownerless Dogs.**—In the year under review, 5,927 stray dogs were caught; out of this number, 5,867 ownerless dogs were destroyed by carbonic acid gas at the Lethal Chamber provided for the purpose at Mahalakshmi and 60 were returned to their respective owners.

**Milk Supply.**—The inquiries made and the reports submitted by the Dairy Superintendent in 1923 showed that the sources of the milk consumed in Bombay were then approximately as follows :—

Source.	Distance in Miles.	Hours.	Quantity in gallons.
93 Stables in the City— Buffaloes 14,250 .. .. . Cows 750 .. .. .	....	....	18,000
B. B. & C. I. Railway— Nadiad .. .. . Palghar .. .. .	281 58	10½ 2	
G. I. P. Railway— Kirkee .. .. . Other Stations .. .. . Ghatkopar, Bandra, etc., by Road .. .. .	115 .... ....	4½ .... ....	200 1,765 145
Total Number of gallons per day ..	....	....	23,000

Number of Milkshops in the City, 540.

The total quantity of 23,000 gallons per day is equivalent to 3·1 ounces per head of the population, an amount which must be regarded as insufficient for the consumers of whom a majority are vegetarians.

In the non-vegetarian diet of a healthy adult efficient substitutes for milk can no doubt be provided, but for children upto the age 12, or 14 years and for vegetarians milk may be regarded as essential.

Of the milk consumed 78 per cent., if the above figures still hold good, is produced in milch cattle stables within the City, and 1 per cent. is brought in from the suburbs by road. Twenty-one per cent. comes by rail.

During the year 1,196 hawkers importing milk by train were inspected. Three hundred and twenty-eight were found to have no license and 212 were carrying the milk in open cans without covers.

Skimmed Milk is imported into the City from Anand and other places of Gujrat. Of the milk received, a very small quantity goes to sugar refineries; the rest is used in Eating Houses or sold in milkshops. On account of the length of the journey, this milk must necessarily be preserved with "boracic acid" or "formaline." Various measures are being tried for the purpose of stopping importation of this milk. Amongst the measures tried, has been the cancellation of the license of milk dealers who import milk from Gujrat. During the last quarter of the year, attempts have been made to examine the milk on receipt at Railway Stations and to destroy forthwith the contents of the milk cans found to contain "formaline" or "boracic acid." Assistant Health Officers were supplied with the equipments necessary for testing the milk. Raids were then organised at all the stations in Bombay at which the train bringing milk stopped and at other places in the City at which the trade of this milk is generally carried on and also at different tea shops and Eating Houses. These raids resulted in the destruction of about 228 maunds of milk and subsequently in the reduction of the quantity imported.

Prosecutions were instituted in 346 cases of hawkers found selling milk in the streets without a license. Details in regard to the adulteration of milk and the number of prosecutions for the sale of adulterated milk, will be found in the report of the Municipal Analyst.

The total number of prosecutions for the sale of milk by unlicensed persons and for breaches of the license regulations was 2,488.

The scheme for the abolition of stables in the City and their transfer to the rural areas outside Bombay has unfortunately been suspended owing to legal difficulties which prevent the Corporation from purchasing land outside the Municipal limits and from subsidizing private dairy enterprise on condition that they should be conducted on sanitary and modern lines.

**Unwholesome Food.**—The following list shows the articles of unsound food seized and destroyed under Sections 415 and 416 of the Municipal Act :—

Fruits (Fresh) .. .. .	No.	2,159	Biscuits .. .. .	lb.	85
Tins of preserved fruits .. .. .	tins	432	Chocolate .. .. .	lbs.	749
Potatoes .. .. .	lbs.	100	Cheese .. .. .	"	4,394
Onions .. .. .	"	30	Patent foods .. .. .	tins	761
Vegetables .. .. .	"	3,416	Ham .. .. .	lbs.	207
Indian Sweetmeats .. .. .	"	38	Fish tinned .. .. .	tins	154
Grains .. .. .	bags	52	Flesh beef .. .. .	"	279
Condensed milk .. .. .	tins	99	Bacon .. .. .	"	385
Sterilized Milk .. .. .	"	26			

**Statutory Notices.**—The following list indicates the number of Notices served by the Inspectors and the number of Prosecutions undertaken for various offences under the Municipal Act during the year.

NOTICES UNDER THE MUNICIPAL ACT IN 1929.

	No. of Notices issued under various Sections of the Municipal Act.
Total number of Notices issued .. .. .	10,302
Number complied with .. .. .	6,248
Number not complied .. .. .	3,080
Number pending, the time allowed not having expired .. .. .	648
Number cancelled .. .. .	326
No. of Notices in 1928 .. .. .	10,010

POLICE COURT PROSECUTIONS IN 1929.

	MUNICIPAL ACT.			Prevention of Adulteration Act 1925.
	Section 412A for Adulteration and other offences under Milk Licenses.	Other Sections.	Total.	
Number of Summonses issued by the Presidency Magistrate at the instance of the Health Department .. .. .	2,488	8,267	10,755	125
Number of cases in which convictions were obtained .. .. .	1,765	1,877	3,642	88
Number of cases in which the parties were warned and discharged .. .. .	97	2,737	2,834	..
Number of cases dismissed .. .. .	2	18	20	8
Number of cases withdrawn, the offences having ceased .. .. .	373	3,357	3,730	25
Number of cases pending at the close of the year .. .. .	251	278	529	4

**SANITARY STATE OF THE CITY.**

The principal causes of the insanitary conditions which maintain the death-rate at a high level even in non-epidemic periods are the insufficiency of the sewers, the continuance of the basket privy system of conservancy, the density of houses and persons per acre and the overcrowding of persons in rooms and tenements.

**Water Supply.**—With the completion of the new Tansa pipe line, the City as a whole is now provided with an adequate supply of water from Tansa lake. The whole supply has been chlorinated throughout the year. No provision of any kind is made for filtration.

**Drainage.**—Reference was made in detail in the Report for 1920 to the gravity of the insanitary conditions which result from the inadequacy of the present sewer system and the continuance of the old insanitary basket privies. The scheme for remodelling and enlarging the whole system is still under consideration and no progress has been made except in the construction of new sewers to be used when the location of the outfall has been decided upon. In the meantime, the situation has been much aggravated by the increased water supply and the erection of new buildings.

**Basket Privies.**—A scheme of the first importance for the conversion of basket privies into water-closets was set in motion early in 1928 and promises to meet with signal success. When an owner has been served with a Notice calling for the conversion of the



privies on his premises, he receives from the Corporation a subvention of Rs. 100 for every seat converted, provided the work is completed within three months of the date on which the Notice was served. If, however, the work is not completed within the time laid down, no subvention is paid and if there is further delay the conversion is carried out by the Municipality at the owner's expense.

During the year 8,246 privy seats were converted. The number of seats remaining to be converted in the sewered areas of the City is in the neighbourhood of 29,000.

The scheme will pay for itself in savings on the wages of the 1,500 halalkhores whose number will be steadily reduced in proportion to the number of privies converted.

Owners now appear to appreciate the fact that conversion enhances the value of their property and with the added inducement of the subvention, it is expected that water-closets will replace the basket privies at the rate of 7,000 or 8,000 annually.

Should these expectations be fulfilled basket privies will disappear in the sewered areas within four years and the City will be rid of the cost of the halalkhore service and of a most dangerous source of infection in times when Cholera, Enteric fever or Dysentery are prevalent in the City.

## HOUSING.

**Insanitary Dwellings.**—The routine inspection of dwellings and premises presenting or likely to present sanitary defects has been systematised under a scheme whereby each one of the 39 Medical Assistants and 20 Medical Inspectors is required to devote not less than one afternoon a week to the inspection of houses in streets or areas definitely allotted for the purpose by the Assistant Health Officers. The scheme aims at the inspection of not less than 5 houses per week by each member of the inspectorial staff or 17,500 houses in all in the year. Were inspection the single object in view, these numbers could be doubled or trebled. Since however the primary inspections are only the first step in securing the remedy of the sanitary defects discovered, their number is strictly limited by the number of secondary visits which the enforcement of the requirements of the Department entails.

Six hundred and forty-four insanitary dwellings were evacuated during the year, the great majority being insanitary kutchahuts.

**Sanitary Inspection.**—In Table 21 (Appendix) will be found a summary of the inspections (183,105) made by the Medical Inspectors and Medical Assistants during the year and of the sanitary works (14,208) carried in response to their orders.

**Insanitary Areas.**—The action taken by the City Improvement Trust in regard to insanitary areas represented by the Municipal Commissioner under Section 24 of the Bombay Improvement Trust Act, 1898, was described in some detail on pp. 34 and 35 of the Annual Report for 1921.

Financial considerations and the difficulty experienced in preserving a balance between the number of insanitary dwellings demolished and the number of new tenements provided to take their place have led to the postponement of action in a number of the areas which have been represented.

The second obstacle has now been removed by the Development Directorate Scheme under which 207 new chawls for the working classes have been completed.

**Provision of New Dwellings.**—Since the year 1898, the City Improvement Trust has provided 47,997 new tenements as against 32,973 tenements demolished.

During the year 1928-29, 655 new tenements were provided and 451 only were demolished, the net gain to the City being 204 new tenements.

PUBLIC HEALTH DEPARTMENT  
MUNICIPAL OFFICES,  
BOMBAY, 26th May 1930.

J. S. NERURKER,  
B.Sc., L.M. & S., D.P.H.,  
Executive Health Officer

**APPENDIX.**



**European and Anglo-Indian Patients.**—The total number of admissions among European and Anglo-Indian patients was 27 :—

13 Small-pox, 10 Scarlet Fever, 2 Diphtheria, 1 Measles, and 1 Bacillary Dysentery.

Out of 13 Small-pox cases, 11 were vaccinated cases with one death; 2 were unvaccinated cases. All the cases of Scarlet fever recovered. Out of two Diphtheria cases one died; the case of Measles recovered.

**Military Patients.**—Military admissions were 3 as compared with 28 last year.

**Accommodation.**—The Hospital accommodation consists of—

The Small-pox Unit.—Old wards Nos. 1, 2, 3.

Temporary wards Nos. 4, 5, 6.

European wards New Nos. 7 and 8.

and the General Unit.—Wards Nos. 9, 10, 11, 12.

The wards 1—6 accommodate 22 patients each and wards 7—12 only 14 each. The total accommodation is thus for 216 patients.

The wards in the Small pox unit are unsatisfactory. The old wards Nos. 1, 2, 3 are not well ventilated and the temporary wards Nos. 4, 5, 6 require heavy repairs. The accommodation in this unit is inadequate as during the height of a Small-pox epidemic, the number of Small-pox patients exceeds 150 for some weeks. More wards are urgently required for this unit to supplement the existing accommodation and later on to replace the old wards.

A new ward of 36 beds in the general unit is nearing completion and will be available for use in May 1930.

**Cost.**—The average weekly cost per patient compared with the last three years is as follows :—

	1926.	1927.	1928.	1929.
	Rs. a. p.	Rs. a. p.	Rs. a. p.	Rs. a. p.
Diets ... ..	7 12 10	6 7 10	7 7 0	5 13 11
Medicines ... ..	3 3 4	3 4 5	3 12 8	2 1 10
Clothing ... ..	2 13 6	2 3 5	1 9 8	1 10 0
Disinfectants ... ..	0 11 6	0 4 7	0 15 9	0 8 0
Stores ... ..	1 13 2	1 13 11	2 0 8	1 12 0
<b>Total cost per week ...</b>	<b>16 6 4</b>	<b>14 2 2</b>	<b>15 13 9</b>	<b>11 13 9</b>

The cost of diets, clothing, etc., in infectious diseases hospitals is always higher as compared with the cost in a general hospital for many reasons. We have to feed and supply clothes to all the attendants on the patients in serious cases as well as to the attendants on infants and children who are detained at the hospital until they are discharged free from infection; the attendants are not allowed to go backwards and forwards as they are likely to carry infection if allowed to go home for food; the total number of attendants (days) daily allowed during the year was 2,150. The gradual diminution of cost from Rs. 16 in 1926 to Rs. 12 in 1929 should be noted.

The average daily cost per patient in detail is as shown below :—

	Rs.	a.	p.
Diets ... ..	0	13	5
Medicine ... ..	0	4	10
Stores and Linen ... ..	0	7	9
Heating and Lighting ... ..	0	3	4
Miscellaneous ... ..	0	6	4
Establishment ... ..	3	0	0
Repairs to buildings ... ..	0	1	1
<b>Total cost ...</b>	<b>5</b>	<b>4</b>	<b>9</b>

### III.—DISEASES.

#### *Small-Pox.*

Small-pox prevailed in Epidemic form from January to June. This was the fifth Epidemic of Small-pox since the beginning of these hospitals in 1898 when the total number of cases during the year exceeds 1,000.

TABLE III.  
*Clinical Classification of Small-Pox cases.*

	Admissions.	Deaths.	Recovered.	Mortality rate Per cent.
Haemorrhagic... ..	121	106	15	Rs. 87.6
Confluent ... ..	143	74	6	51.7
Semi-confluent ... ..	364	43	321	12.0
Discrete ... ..	425	*3	422	0.7
<b>Total ...</b>	<b>1,053</b>	<b>226</b>	<b>827</b>	<b>21.4</b>

\* Died of complications—Broncho Pneumonia.

The following table compares the vaccinal condition of patients and mortality at all ages admitted during the year :—

TABLE IV.

Age.	Vaccinated.		Unvaccinated.	
	Admissions.	Deaths.	Admissions.	Deaths.
0 to 1 year .. ..	5	1*	30	18
1 to 2 years .. ..	1	..	16	7
2 to 3 " .. ..	..	..	15	5
3 to 4 " .. ..	2	..	14	5
4 to 5 " .. ..	3	..	25	7
5 to 6 " .. ..	2	..	8	1
6 to 7 " .. ..	..	..	18	3
7 to 8 " .. ..	5	..	11	1
8 to 9 " .. ..	2	..	7	..
9 to 10 " .. ..	2	..	16	3
10 to 11 " .. ..	5	..	10	1
11 to 12 " .. ..	15	1	18	2
12 to 13 " .. ..	14	..	7	4
13 to 14 " .. ..	9	..	15	2
14 to 15 " .. ..	24	..	10	3
15 to 16 " .. ..	20	1	10	4
16 to 17 " .. ..	13	1	9	5
17 to 18 " .. ..	44	4	22	11
18 to 19 " .. ..	15	..	6	2
19 to 20 " .. ..	54	..	24	11
20 to 30 " .. ..	279	18	149	81
30 to 40 " .. ..	43	3	22	11
40 to 50 " .. ..	8	..	14	7
50 to 60 " .. ..	4	..	5	1
60 and upwards .. ..	..	..	3	2
<b>Total ..</b>	<b>569</b>	<b>29</b>	<b>484</b>	<b>197</b>

\* The child was vaccinated during the incubation period.

The following table compares the vaccinal condition of patients and the mortality rate per cent. during the year as contrasted with 10 previous years:—

TABLE V.

Year.	Vaccinated.		Unvaccinated.	
	Admissions.	Deaths.	Admissions.	Deaths.
1919 ... ..	357	10	325	41
1920 ... ..	306	10	214	38
1921 ... ..	299	12	243	41
1922 ... ..	42	7	42	38
1923 ... ..	250	9	304	32
1924 ... ..	547	9	541	38
1925 ... ..	176	8	276	36
1926 ... ..	186	4	203	37
1927 ... ..	354	3	372	39
1928 ... ..	279	8	243	41
1929 ... ..	569	5	484	41

The following table shows the complications of Small-pox:—

TABLE VI.

Complications.	No. of cases.
Total number of complicated cases .. .. .	1,053
<i>Local complications:—</i>	
Eye { Conjunctivitis .. .. .	72
Eye { Keratitis .. .. .	12
Eye { Iritis .. .. .	7
Eye { Corneal Ulcer .. .. .	57
Otitis .. .. .	30
Parotitis .. .. .	30
Arthritis .. .. .	11
Nephritis .. .. .	15
Orchitis .. .. .	4
<i>General complications:—</i>	
Broncho-Pneumonia .. .. .	27
Lobar Pneumonia .. .. .	3
Bronchitis .. .. .	112
Tonsillitis .. .. .	49
Laryngitis .. .. .	19
Œdema of Glottis .. .. .	37
Septicæmia .. .. .	181
Tetanus .. .. .	2

**The Treatment of Small-pox.**—The same routine treatment of Small-pox as last year was carried out with more and individual attention and nursing for serious cases. As Xylol was praised as effective in Small-pox in controlling the severity of eruptive stage it was administered internally in increasing doses from 10 to 30 ms. 4 hourly with milk. No untoward effects were seen by the administration of this drug, but at the same no good effects were observed. The total number of cases treated were 150.

**SCARLET FEVER.**—In Bombay the first case was noticed by me in 1922 with marked peeling of skin of the extremities and œdema and other signs of nephritis. Since then I have been seeing one or two such typical cases of Scarlet fever in the city every year and I have reported all these cases in my book on *Infectious diseases and other fevers in India* (Messrs. Butterworth & Co.). In 1928 one such case was sent by the Resident Medical Officer of the J. J. Hospital on the 14th April for favour of opinion and diagnosis with the remark that there are several such cases occurring lately. It had the following characteristics :—

- (1) Mode of Onset .. Sudden onset followed by eruptions on the next day with sore throat.
- (2) Nature of Rash .. Punctate and erythematous fading on pressure.
- (3) Distribution .. On the whole body and limbs.
- (4) Desquamation .. Pinhole and flake desquamation.
- (5) Throat and tongue .. Papillæ prominent and denuded of epithelium in some places and throat congested.

Urine contained albumin in traces.

Throat smear showed presence of long chained streptococci.

During my absence on leave 7 cases were transferred to this hospital from the St. George's Hospital. From the clinical symptoms I am of opinion that those cases also were of Scarlet fever. Since then there were about 12 cases, with all the characteristic features of scarlet fever, admitted. I saw these cases by the end of October 1929 and also 3 cases among Indians in private.

**Treatment.**—The treatment is on general line for fever and for septic complications. Absolute rest and bland milk diet for six weeks is advisable owing to the complication of Nephritis. Dochez and other workers have prepared anti-scarletina sera which are effective in severe septic cases and one case here got quite well after giving it.

### SCARLET FEVER.

TABLE No. VII.

Total No. of cases treated.	Died.	Cured.	Peeling.	Complications.
10. At the Arthur Road Hospital; seven of which were kept for a few days at St. Georges'	...	10	10	Nephritis ... in 1 Otitis Media ... .. 2 Arthritis ... .. 1 Trigeminal neuralgia ... .. 1 Arthralgia ... .. 1 Malaria ... .. 2 Mental derangement ... .. 1 Slight Albuminuria ... .. 4 Hæmorrhagic Rash (Quinine) ... .. 1

**Diphtheria.**—Diphtheria was more noticed in Bombay during last 2 years. There were 28 admissions as compared to 21 cases last year. It seems that many cases are not reported as they are not diagnosed earlier and most of the fatal cases admitted at this hospital were late cases; although anti-diphtheria serum was administered in sufficiently large doses and in some larynged cases immediate tracheotomy was performed they proved fatal as they were sent in after the 4th day when serum is not effective. All early cases, although serious, recovered as they received the serum in proper time.

**Bacteriological and Pathological Examination.**—The following table shows the number of bacteriological examinations made for the Arthur Road and Maratha Hospitals at the Arthur Road Hospital Laboratory:—

TABLE VIII.

Examination of	Nos.
I. Blood for parasites and differential counts .. .. .	31
II. Blood Cultures .. .. .	14
III. Material from small-pox pustules, ulcers abscesses, and other complicating focii for microscopic and cultural investigations for pyococci ..	164
IV. Sputum for organisms .. .. .	39
V. Material from buboes and ulcers for detection of Bacillus Pestis ..	16
VI. Stools for the detection of Amæba, Cysts, Ova of intestinal worms, and cultural investigations with a view to arrive at diagnosis and detection of carriers .. .. .	59
VII. Blood for Widal Reaction .. .. .	6
VIII. „ Sachs-Georgi .. .. .	2
IX. „ Van den Bergh's Test .. .. .	2
X. Urine for complete analysis .. .. .	151
XI. Cerebro-spinal fluid for physical, chemical, microscopical and cultural examination .. .. .	7
XII. Smears from chancres for spirochætes .. .. .	3
XIII. Autovaccines .. .. .	3
XIV. Kahn reaction .. .. .	2
XV. Urethral smears for gonococci .. .. .	3
Total ..	502

The Indian Red Cross Society was kind enough to supply several articles as gifts for the hospital which were acknowledged with thanks. The Light-Foot Refrigeration Co. were kind enough to supply Oxygen Gas free of cost throughout the year. This continued generous help is much appreciated.



TABLE IX

Showing the diseases and Number of Patients treated jointly at the Arthur Road Infectious Diseases Hospital and Maratha Plague Hospital during the last twenty years, viz., 1910 to 1929.

Disease.	1910	1911	1912	1913	1914	1915	1916	1917	1918	1919	1920	1921	1922	1923	1924	1925	1926	1927	1928	1929
Small-pox	685	340	658	203	283	440	1,142	429	1,508	798	520	542	84	554	1,088	452	389	726	522	1,058
Chicken-pox	43	60	53	140	34	106	178	118	200	148	94	109	72	65	82	79	53	126	79	81
Measles	105	87	51	23	71	44	64	81	71	127	41	77	14	25	31	60	26	66	59	98
Cholera	36	39	475	52	137	16	122	42	507	1,103	153	44	10	185	30	2	..	88	17	15
Plague	440	565	238	392	440	135	411	478	335	189	123	339	234	343	120	56	25	61	129	22
Relapsing Fever	41	1	2	1	1	..	2	7	24	458	82	151	162	10	1	..	..	..	..	1
Mumps	2	76	12	20	6	22	162	171	236	46	91	64	2	11	39	20	18	31	49	48
Whooping Cough	15	10	9	2	9	15	..	..	21	2	2	2	..	..	2	..	..	7	..	3
Erysipelas	33	24	13	22	8	11	7	10	6	3	8	..	..	..	5	4	13	5	3	9
Typhoid Fever	3	2	3	4	1	..	..	..	..	2	..	..	..	..	..	..	..	1	4	1
Typhus Fever	..	..	..	..	..	..	..	1	..	..	..	..	..	..	..	..	..	..	..	..
Phthisis	..	..	..	..	..	..	..	..	..	..	..	..	..	..	..	34	329	414	532	498
Cerebro-spinal Fever	..	..	4	7	6	4	5	8	..	12	23	123	85	46	20	18	9	5	3	1
Scarlet Fever	..	..	..	..	..	1	1	..	..	..	..	..	..	..	..	..	..	..	1	10
Encephalitis Lethargica	..	..	..	..	..	..	..	..	..	..	..	..	..	..	..	3	1	1	2	2
Diphtheria	..	..	..	..	..	1	1	2	2	1	..	1	..	..	4	1	1	2	31	32
Chigger	..	..	..	..	..	14	334	1	..	..	1	..	..	..	..	..	..	..	..	..
Influenza	..	..	..	..	..	..	..	..	1,520	258	295	72	73	60	62	56	42	31	27	30
General Diseases	327	359	327	355	286	228	326	401	201	516	356	513	228	214	265	276	212	257	313	267
<b>Total</b>	<b>1,730</b>	<b>1,563</b>	<b>1,845</b>	<b>1,221</b>	<b>1,282</b>	<b>1,037</b>	<b>2,755</b>	<b>1,747</b>	<b>4,631</b>	<b>3,663</b>	<b>1,789</b>	<b>2,037</b>	<b>964</b>	<b>1,513</b>	<b>1,749</b>	<b>1,067</b>	<b>1,118</b>	<b>1,821</b>	<b>1,761</b>	<b>2,174</b>

ARTHUR ROAD HOSPITAL,  
BOMBAY, 2nd May 1930.

P. T. PATEL, M.D. (Lond.), M.R.C.P. (Lond.),  
D.T.M. & H. (Camb.), F.C.P.S.,  
Medical Superintendent, Arthur Road Hospital.

## REPORT OF THE MARATHA PLAGUE HOSPITAL FOR THE YEAR 1929.

I was in charge of the hospital throughout the year, except for a period of five months, during which period Dr. A. C. Karmally, M.R.C.P. (Lond.), acted in my place.

The permanent staff of the hospital comprised of the Medical Superintendent, two Medical Assistants, one Matron-in-charge, one Senior Nurse and four Junior Nurses.

### ACCOMMODATION.

The following table shows the total number of beds in the hospital in normal times.

TABLE No. I.

Number of wards.	Beds in each ward.	Total beds.	REMARKS.
5	16	80	Counted on basis of 100 square feet of floor space per bed.

Three wards containing in all 48 beds have been allotted to the reception of advanced cases of Pulmonary tuberculosis, while the other two are for road side cases and overflow of Measles, Chicken-pox, Mumps, etc., from the Arthur Road Hospital.

The total number of admissions during the year was 798 as compared with 879 in the year 1928.

The total daily average number of patients was 35. The average weekly cost per patient compared with the last three years is as follows:—

TABLE II.

Particulars.	1926.	1927.	1928.	1929.
	Rs. a. p.	Rs. a. p.	Rs. a. p.	Rs. a. p.
Medicine ... ..	2 7 11	2 5 11	2 7 1	1 14 0
Diet ... ..	6 8 10	7 0 0	7 8 2	6 0 10
Clothing ... ..	1 15 5	0 14 0	0 14 7	0 13 8
Disinfectants ... ..	0 12 10	0 7 7	0 8 2	0 7 1
Stores ... ..	1 1 10	0 11 8	0 14 7	0 12 0
Total ... ..	12 14 10	11 7 2	12 4 7	9 15 7

## II.—GENERAL STATISTICS.

TABLE III.

	Plague.	Cholera.	Influenzal Pneumonia.	Influenza.	Small-pox.	Measles.	Chicken-pox.	Mumps.	Erysipelas.	Whooping-cough.	Dysentery.	Tuberculosis.	Malaria.	Relapsing fever.	Diphtheria.	Other Diseases.	Total.
Patients remained on 31st December 1928 at 8 p.m.	..	..	..	..	..	..	..	..	..	..	1	34	1	..	..	1	87
Admitted during the year ..	22	13	10	13	5	31	34	24	2	1	3	495	34	1	4	106	798
Total treated ..	22	13	10	13	5	31	34	24	2	1	4	529	35	1	4	107	935
Discharged ..	5	6	7	9	5	28	4	23	2	1	4	278	35	1	1	104	544
Died ..	17	7	3	4	..	3	..	1	..	..	..	220	..	..	2	3	269
Mortality per cent. ..	77	54	30	31	..	9	..	4	..	..	..	43	..	..	0	3	36
Patients remained on the 31st December 1929 at 8 p.m.	..	..	..	..	..	..	..	..	..	..	..	22	..	..	..	..	22

## DISTRIBUTION OF ADMISSIONS THROUGHOUT THE YEAR.

TABLE IV.

1929.	Plague.	Cholera.	Influenzal Pneumonia.	Influenza.	Small-pox.	Measles.	Chicken-pox.	Mumps.	Erysipelas.	Whooping-cough.	Dysentery.	Tuberculosis.	Malaria.	Relapsing fever.	Diphtheria.	Other Diseases.	Total.	Died.	Discharged.	Daily average Number of Patients.
January	4	..	..	..	..	..	..	..	..	..	1	48	3	..	..	15	71	23	38	48
February	4	..	2	..	..	..	..	..	..	..	1	31	1	..	..	13	52	22	44	35
March	4	4	..	..	..	15	17	13	..	..	1	29	3	..	3	13	104	28	78	41
April	..	..	3	..	..	3	10	6	..	..	..	66	1	..	..	31	127	27	80	40
May	4	1	..	2	..	3	7	4	..	1	..	49	4	..	..	5	89	28	68	41
June	1	1	3	1	..	..	..	1	..	..	..	35	5	1	..	6	57	24	36	40
July	1	..	..	4	..	..	..	..	..	..	..	40	4	..	..	13	63	20	37	39
August	..	1	..	..	..	..	..	..	..	..	..	50	4	..	..	3	58	18	42	41
September	1	..	..	..	..	..	..	..	1	..	..	43	3	..	..	5	53	19	32	39
October	..	..	..	..	..	..	..	..	..	..	..	35	4	..	..	2	41	20	37	35
November	..	..	1	..	..	..	..	..	..	..	..	36	1	..	..	..	35	15	25	26
December	..	..	1	..	..	..	..	..	..	..	..	48	1	..	..	..	46	17	20	21
Total	28	13	10	13	5	31	34	24	2	1	3	495	34	1	4	106	798	269	544	37

III Employees from Police and Government Servants.—Admissions among these numbered 6 and the charges recoverable from Government for their treatment amounted to Rs. 115-8-0.

## IV.—DISEASES.

Plague.—This year the total number of admissions were only 22. Out of these 3 were found negative after Bacteriological examination.

TABLE V.

Complications.	Number.
Total number of completed cases ..	19
Secondary Pneumonia ..	9
Haemorrhages from mucus membranes ..	2
Hæmaturia ..	2

Buboes were incised in 5 cases. The following bacteriological investigations of pus and blood smears from Plague patients were carried out. Blood cultures examination was done at Haffkine Institute, Parel:—

TABLE VI.

	Total Specimens	Positive.	Negative.
Puncture smears from Buboes ..	22	19	3
Pus .. .. .	5	3	2
Blood smears.. .. .	22	6	16
„ Culture .. .. .	9	6	3
Smearis Local focus.. .. .	1	1	..

**Treatment**—No specific line of treatment was adopted during the year under review as it was found unsatisfactory.

Of these 19 patients, 16 were given antiseptic line of treatment and were treated with the following solution of Iodine:—

Tincture Iodi .. .. .	M x
Camphor ... .. .	Grs. v
Thymol ... .. .	„ v

2 c.c. of the above were given intravenously morning and evening. Two of the patients recovered under the above treatment. Two were given intravenous injections of a 1 per cent. solution of Mureurochrome and both died.

## MALARIA.

Distribution of Malaria cases throughout the year 1929 with special features.

TABLE VII.

1929.	Total.	Cured.	Died.	Blood Examinations.			Spleen Enlarged
				Positive.		Negative.	
				B. T.	M. T.		
January .. .. .	3	3	..	1	..	2	1
February.. .. .	1	1	..	..	..	1	..
March .. .. .	3	2	..	2	..	1	..
April .. .. .	1	2	..	1	..	..	..
May .. .. .	4	4	..	2	..	2	3
June .. .. .	5	5	..	2	1	2	2
July .. .. .	4	4	..	1	..	3	..
August .. .. .	4	3	..	4	..	..	1
September .. .. .	3	4	..	..	..	3	..
October .. .. .	4	4	..	3	..	1	2
November .. .. .	1	1	..	1	..	..	..
December .. .. .	1	1	..	..	..	1	..
Total .. .. .	34	34	..	17	1	16	9

**Treatment**—All patients were treated with Cinchona Febrifuge, Grains 10 three times a day in a mixture form with intravenous injections of Sodii Cacodylate, Grains 5 to 7½ dissolved in 5 c.c. of distilled water every alternate day. Under this treatment there were only three cases of relapse.

## TUBERCULOSIS.

The details of 495 cases of advanced tuberculosis of the lungs, admitted for isolation during the year, are as follows:—

TABLE VIII.

Patients remained in the hospital on			
31st December 1928 at 8 p.m.	...	...	34
Patients admitted during the year	...	...	495
" discharged at request	...	...	278
" died	"	"	229
Mortality per cent.	"	"	43.29
Both lungs affected cases	...	...	416
Right lung	"	"	51
Left	"	"	28

X-ray examination was carried out in 53 cases of pulmonary tuberculosis at the King Edward Memorial Hospital, Parel. In 14 cases out of these nothing abnormal was detected.

**Treatment.**—Tuberculosis beds in the hospital are meant for advanced cases requiring isolation, so the general treatment followed is only symptomatic with complete rest, good nourishment and nursing. However some cases sent here were amenable to some recognised line of treatment. The following methods were adopted during the year:—

### I Drugs.

### II Artificial Pneumothorax.

**I. Drugs**—The following drugs were given a trial:—

(1) Gold, (2) Antimony.

(1) *Gold*.—Three different preparations of gold were used. Solganol and Lopion were given in two cases each. All these 4 cases felt better, the appetite improved but the lung condition remained the same. Also sputum showed only a slight decrease in tubercle bacilli and the weight remained stationary.

Six more cases were given Sanocrysin and the results observed were as follows:—

One female patient took only the first two doses and left the hospital. In two more cases the treatment had to be abandoned owing to complications, specially albuminuria.

The remaining cases showed marked improvement. The sputum became negative, appetite and general condition greatly improved, and the weight increased. In one case even the existing cavity in the lung showed subsequent fibrosis.

The above treatment could not be extensively carried out as it was found to be very expensive.

(2) *Antimony*.—Intravenous injections of colossal antimony starting with 1 c.c. and going up to 5 c. c. according to reaction were given in 44 cases. Out of these 12 died and 10 others received only two or less injections. In the remaining 22, it was observed that after the third injection the patients became afebrile and tubercle bacilli in the sputum diminished, but the already existing anæmia got worse, although an attempt was made to combat it by giving Ferri arsenas injections.

**II. Artificial Pneumothorax.**—In selected 12 one-sided cases Artificial Pneumothorax was induced with great improvement. The treatment is necessarily very long, so the patients do not take the full course and the end results cannot be given. Mention, however, must be made of four cases that regularly came for refills.

The table shows at a glance the number of refills each got into this hospital during the year. All are doing well.

TABLE IX.

Serial No	Previous.	Refills.
1	32	5
2	29	1
3	1	11
4	1	8

### V—Fire-Brigade.

The following table indicates the number of employees who received the treatment as indoor patients during the year 1929 :—

TABLE X.

Diseases.	Number admitted.
Phthisis ... ..	3
Malaria ... ..	24
Influenza... ..	3
Influenzal Pneumonia ... ..	2
Bronchitis .. ..	1
Small-pox ... ..	1
Injury ... ..	12
Abscess ... ..	5
Apendicitis ... ..	1
Mumps ... ..	3
Anæmia ... ..	2
Chronic Interstitial Nephritis ... ..	1
Dysentery ... ..	2
Other Diseases ... ..	25
Total ...	85

Besides the above, 303 patients were treated as out-patients.

The Indian Red Cross Society was kind enough to supply several articles as gifts for the hospital which were acknowledged with thanks.

The Light-foot Refrigeration Co. were kind enough to supply Oxygen Gas free throughout the year. This continued generous help is much appreciated.

P. T. PATEL,

M.D. (Lond.), M.R.C.P. (Lond.),  
D.T.M. & H. (Cantab.), F.C.P.S. (Bom.),  
Medical Superintendent,  
Maratha Plague Hospital.

BOMBAY, 15th May 1930.

## REPORT OF WORK DONE IN THE MUNICIPAL LABORATORY DURING THE YEAR 1929.

The total number of samples during the period under report was 12,751 as compared with 7,501 in 1928. Of the above, 7,596 samples were examined Chemically and 5,155 Bacteriologically. In 1928, the total number of Chemical samples was 6,328 and of Bacteriological, 1,173.

### Chemical.

Out of 7,596 samples examined Chemically, the following were food-stuffs:—

	Statutory Municipal.	Private.	Total.
Milk .. .. .	5,911	16	5,927
Ghee .. .. .	91	54	145
Butter .. .. .	149	3	152
Vegetable Product .. .. .	5	..	5
Tea-Dust .. .. .	77	..	77
Oils .. .. .	71	..	71
Coffee .. .. .	64	..	64
Vinegar .. .. .	13	..	13
Mustard .. .. .	20	..	20
Bajri Flour .. .. .	21	..	21
Wheat ,, .. .. .	34	..	34
Sago .. .. .	16	..	16
Other food-stuffs .. .. .	16	..	16
Total food-stuffs .. .. .	6,488	73	6,561

### Milk.

Of the 5,927 samples of milk examined 3 were received from the Executive Health Officer, 12 from the Infant Welfare Society and 4 from private persons. The remaining 5,908 samples were submitted officially by the Assistant Health Officers and of this number 1,961 or 33 per cent. proved to be not genuine as shown in the following statement:—

Number of samples submitted under Section 412A of the Municipal Act:—

Received from	Total.	Genuine.	Not genuine.	Percentage adulterated.
Assistant Health Officer, A & B Wards .. .. .	1,324	925	399	30·0
Do. do. C & D ,, .. .. .	2,144	1,470	674	31·0
Do. do. E Ward .. .. .	1,048	754	294	28·0
Do. do. F & G Wards .. .. .	1,392	798	594	43·0
Total .. .. .	5,908	3,947	1,961	33·0

Legal action was taken in 1,961 cases with the results shown in the sub-joined statement —

Received from	No. of samples not genuine.	Prosecutions.	Convictions.	Cases withdrawn.	Cases pending.	Fine.		Total amount of fines.
						Lowest.	Highest.	
Assistant Health Officer, A & B Wards .. .. .	399	399	347	15	37	Rs. 2	Rs. 75	Rs. 3,922
Do. do. C & D ,, .. .. .	674	674	527	93	54	1	65	6,348
Do. do. E Ward .. .. .	294	294	225	18	51	3	50	2,708
Do. do. F & G Wards .. .. .	594	594	468	20	111	1	75	9,186
Total .. .. .	1,961	1,961	1,562	146	253	..	..	23,114

### Preservatives in Milk.

5,908 samples were examined for the preservatives, Boric Acid and Formalin. In 105 samples, Boric Acid was detected and in 14, Formalin in addition to Boric Acid was found.

### Ghee.

145 samples of ghee were examined ; 85 from the Assistant Health Officers for legal purposes, 18 from the Superintendent, Acworth Leper Asylum, 6 from the Municipal Analyst and 36 from private individuals. The samples from the Assistant Health Officers showed adulteration in 32 instances, while of those from the Acworth Leper Asylum and private individuals, 4 and 19 samples respectively were found adulterated. Of the samples taken for legal purposes, 38 per cent. were adulterated.

Number of samples of ghee submitted under the Bombay Prevention of Adulteration Act of 1925 :—

Received from	Total.	Genuine.	Not genuine.	Percentage of adulteration.
Assistant Health Officer, A & B Wards ..	9	8	1	11.0
Do. do. C & D ..	11	9	2	18.0
Do. do. E Ward..	12	9	3	25.0
Do. do. F & G Wards ..	53	27	26	49.0
Total ..	85	53	32	38.0

Legal action was taken in 32 cases with the results shown below :—

Received from	No. of not genuine samples.	Prosecutions.	Convictions.	Cases with-drawn.	Cases pend-ing.	Fine.		Total amount of fines.
						Lowest.	Highest.	
Assistant Health Officer, A & B Wards .. .. .	1	1	1	..	..	Rs. 5	Rs. 5	Rs. 5
Do. do. do. C & D	2	2	2	..	..	20	55	75
Do. do. do. E Ward ..	3	3	2	..	1	25	51	76
Do. do. do. F & G Wards.	26	26	23	..	3	5	30	250
Total ..	32	32	28	..	4	..	..	406

### Butter.

152 samples of butter were examined. 147 were sent from different wards for legal purposes as shown in the sub-joined statement, 2 from the Superintendent of Markets and 3 were private samples.



Samples of butter submitted under the Bombay Prevention of Adulteration Act of 1925 :—

Received from	Total.	Genuine.	Not genuine.	Percentage of adulteration.
Assistant Health Officer, A & B Wards ..	15	12	3	20.0
Do. do. C & D ,, ..	34	32	2	6.0
Do. do. E Ward ..	11	10	1	9.0
Do. do. F & G Wards ..	87	72	15	17.0
Total ..	147	126	21	14.0

Legal action was taken in 21 cases with the results shown below :—

Received from	Not genuine.	Prosecutions.	Convictions.	Cases withdrawn.	Cases pending.	Fines		Total amount of fines.
						Lowest.	Highest.	
Assistant Health Officer, A & B Wards.	3	3	2	...	1	10	12	Rs. 22
Do. do. C & D ,,	2	2	2	...	...	15	20	35
Do. do. E Ward	1	1	1	...	...	15	15	15
Do. do. F & G Wards.	15	15	13	1	1	5	60	340
Total ...	21	21	18	1	2	...	...	412

### Vegetable Products.

5 samples of "Vegetable Products" were examined, out of which 4 were found to be genuine. In the remaining case, no action was taken.

### Tea.

77 samples of tea and tea-dust were received. 75 from the different wards for legal purposes and 2 from the Municipal Analyst. Out of these, 70 were found to be genuine and 7 to be not genuine. In 6 cases, fines from Rs. 2 to Rs. 15, in all amounting to Rs. 30 were inflicted. The remaining case was withdrawn.

### Coffee.

64 samples of coffee were examined; 3 were received from the Municipal Analyst and 61 from the different ward offices for legal purposes as shown below :—

Received from	Total.	Genuine.	Not genuine.	Percentage of adulteration.
Assistant Health Officer, A & B Wards ..	4	1	3	75.0
Do. do. C & D ,, ..	11	1	10	99.0
Do. do. E Ward ..	10	1	9	90.0
Do. do. F & G Wards ..	36	4	32	89.0
Total ..	61	7	54	89.0

Legal action was taken in 48 cases with the results shown below :—

Received from	No. genuine.	Prosecutions.	Convictions.	Cases with-drawn.	Cases Pending.	Fine.		Total amount of fines.
						Lowest.	Highest.	
Assistant Health Officer, A & B Wards	3	3	1	..	2	7	7	Rs. 7
Do. do. C & D Wards	10	7	2	5	..	7	7	7
Do. do. E Ward...	9	6	1	1	4	5	5	5
Do. do. F & G Wards.	32	32	28	1	3	1	15	156
Total ...	54	48	32	7	9	..	...	175

### Food-Stuffs.

120 samples of food-stuffs were received from the different wards. Out of these, 104 sent for legal purposes were found on examination to be genuine as shown below :—

Received from	Vinegar.	Mustard.	Bajri flour.	Wheat flour.	Sago.	Total
Assistant Health Officer, A & B Wards.	1	2	3	10	30	19
" " " C & D Wards.	....	8	5	11	10	34
" " " E Ward.	1	3	3	4	1	12
" " " F & G Wards.	11	7	10	9	2	39
Total ..	13	20	21	34	16	104

16 other food-stuffs were received, out of which 6 were found to be unfit for human consumption.

### Waters.

654 samples of waters were examined; 196 from the public supply, 434 from wells and 24 from other sources.

### Samples for Diagnostic Purposes.

312 samples of Urine were examined chemically.

### Miscellaneous.

Limes .. ..	.. 14	Bar soaps .. ..	.. .. 2
Lead pig .. ..	.. 4	Stamping ink .. ..	.. .. 2
Sewage silt .. ..	.. 17	Manure .. ..	.. .. 2
Coloured liquids .. ..	.. 15	Miscellaneous .. ..	.. .. 13
		Total .. ..	69

### Bacteriological.

5,155 samples were examined Bacteriologically.

### Waters.

201 samples of waters were examined, 200 from the Public supply and 1 from a well.

**Disinfectants.**

33 samples of disinfectants were examined to determine the Rideal Walker Carbolio Acid Co-efficient,

**Samples for Diagnostic Purposes.**

Nature of samples.	Total.	Specific Organism.	
		Present.	Absent.
Blood for Malaria .. .. .	4,756	2,071	2,685
„ „ Enteric Fever .. .. .	2	....	2
Swabs for Diphtheria.. .. .	5	....	5
Discharge for Gonococci .. .. .	16	3	13
Sputum for Tubercle Bacilli .. .. .	50	22	28
Cervical discharge ... .. .	1	....	1
<b>Total ..</b>	<b>4,830</b>	<b>2,096</b>	<b>2,734</b>

**Miscellaneous.**

Vaccine tubes	71	Sewage	2	Miscellaneous	7
Manures	10	Larvæ	1		
				<b>Total</b>	<b>91</b>

C. COUTINHO,

D. Hy., B.Sc., L.M. & S., F.C.P.S.,

*Municipal Analyst.*

1st May 1930.

Chemical.

The Statement of Bombay Waters Results (1929).

Bombay waters.	January	February	March	April	May	June	July	August	September	October	November	December
<i>Tansa Water.</i>												
Total Solids .. .. .	11.0	11.0	11.0	12.0	11.0	12.0	12.0	12.0	12.0	12.0	12.0	12.0
Chlorine .. .. .	1.0	1.0	1.0	1.0	1.0	1.0	1.0	0.9	0.9	0.9	0.9	1.0
Free Ammonia .. .. .	NL	NL	NL	NL	NL	NL	NL	NL	NL	NL	NL	NL
Albuminoid Ammonia .. .. .	0.010	0.010	0.010	0.010	0.010	0.011	0.010	0.009	0.011	0.011	0.010	0.010
Oxygen absorbed at 80°F (Tidy's process) .. .. .	0.034	0.032	0.030	0.035	0.038	0.038	0.036	0.034	0.032	0.044	0.042	0.040
<i>Tulsi Water.</i>												
Total Solids .. .. .	18.0	18.0	18.0	17.0	18.0	18.0	19.0	18.0	18.0	18.0	18.0	19.0
Chlorine .. .. .	1.4	1.4	1.4	1.4	1.4	1.4	1.4	1.5	1.4	1.4	1.4	1.5
Free Ammonia .. .. .	0.002	0.002	0.002	0.002	0.002	0.002	0.001	NL	NL	0.002	0.001	NL
Albuminoid Ammonia .. .. .	0.030	0.028	0.035	0.031	0.028	0.028	0.034	0.027	0.025	0.024	0.028	0.028
Oxygen absorbed at 80°F (Tidy's process) .. .. .	0.038	0.036	0.038	0.10	0.098	0.098	0.096	0.096	0.115	0.113	0.112	0.110
<i>Vihar Water.</i>												
Total Solids .. .. .	18.0	17.0	18.0	18.0	19.0	19.0	18.0	19.0	19.0	19.0	19.0	18.0
Chlorine .. .. .	1.4	1.4	1.4	1.4	1.4	1.4	1.4	1.5	1.6	1.6	1.4	1.4
Free Ammonia .. .. .	0.002	0.001	0.001	0.002	0.002	0.002	0.001	NL	NL	0.002	0.004	NL
Albuminoid Ammonia .. .. .	0.028	0.034	0.032	0.033	0.031	0.032	0.027	0.033	0.027	0.025	0.042	0.028
Oxygen absorbed at 80°F (Tidy's process) .. .. .	0.128	0.118	0.148	0.126	0.136	0.136	0.128	0.142	0.129	0.127	0.132	0.148

## Results of Bacteriological Analysis of Bombay Waters during 1929.

Minimum No. of c.c. showing the presence of Lactose Fermenters.

Source.	January.		February.		March.		April.		May.		June.		July.		August.		September.		October.		November.		December.	
	c.c.	c.c.	c.c.	c.c.	c.c.	c.c.	c.c.	c.c.	c.c.	c.c.	c.c.	c.c.	c.c.	c.c.	c.c.	c.c.	c.c.	c.c.	c.c.	c.c.	c.c.	c.c.	c.c.	c.c.
1. Tansa water collected at Ghatkopar.	-in 100	-in 100	-in 100	-in 100	-in 100	-in 100	-in 100	-in 100	-in 100	-in 100	-in 100	-in 100	+in 100	-in 100	-in 100	+in 100	+in 100	-in 100	-in 100	-in 100	-in 100	-in 100	-in 100	-in 100
2. Tansa water from Tansa Inlet at Malabar Hill Reservoir.	-in 100	-in 100	-in 100	-in 100	-in 100	-in 100	-in 100	-in 100	-in 100	-in 100	-in 100	-in 100	+in 100	+in 100	+in 100	+in 100	+in 100	+in 100	+in 100	-in 100	..	..	..	..
3. Tansa water from the Outlet from Malabar Hill Reservoir.	-in 100	-in 100	-in 100	-in 100	-in 100	-in 100	-in 100	-in 100	-in 100	-in 100	-in 100	-in 100	+in 100	+in 50	+in 100	+in 100	+in 100	+in 100	+in 100	+in 100	+in 100	-in 100	-in 100	-in 100
4. Tansa water from Powai Chlorination Station.	-in 100	-in 100	-in 100	-in 100	..	..	..	..	..	..	..	..	..	..	..	..	..	..	..	..	..	..	..	..
5. Tansa water from Inlet at Bhandarwada Reservoir.	100·0	100·0	..	..	..	..	..	..	..	..	..	..	..	..	..	..	..	..	..	..	..	..	..	..
6. Tansa water from the Outlet at Bhandarwada Reservoir.	100·0	100·0	+in 100	+in 100	+in 100	-in 100	+in 100	-in 100	-in 100	+in 100	+in 100	+in 100	+in 100	+in 100	+in 100	+in 100	+in 50	+in 100	+in 100	+in 100	+in 100	+in 100	+in 100	+in 100
7. Tansa water from 72" Tansa Main at Powai.	..	..	..	..	-in 100	-in 100	-in 100	-in 100	-in 100	-in 100	-in 100	-in 100	-in 100	-in 100	-in 100	-in 100	-in 100	-in 100	-in 100	-in 100	-in 100	-in 100	-in 100	-in 100
8. Tulsi water from ½" connection in the 1st culvert from Tulsi Lake.	..	..	..	..	..	..	..	..	..	..	..	..	..	-in 100	+in 100	..	..	..	..	..	..	..	..	

**TABLE I.**  
Statement of samples received for Chemical Examination during the year ending 31st December 1929.

Received from.	Bombay Waters.	Well Waters.	Waters from other sources	Milk.	Ghec.	Butter.	Vegetable products.	Tea dust.	Oil.			Coffee.	Vinegar.	Mustard.	Bajri Flour.	Wheat Flour.	Sago.	Other food-stuffs.	Urine.	Miscellaneous.	Total.
									Cocunut.	Sweet.	Others.										
Executive Health Officer	..	..	..	3	..	..	..	..	..	..	..	..	..	..	..	..	..	..	..	3	8
Deputy Executive Health Officer	..	..	..	..	..	..	..	..	..	..	..	..	..	..	..	..	..	1	..	2	3
Hydraulic Engineer	124	1	1	..	..	..	..	..	..	..	..	..	..	..	..	..	..	..	..	1	127
Mechanical Engineer	..	..	..	..	..	..	..	..	..	..	..	..	..	..	..	..	..	..	..	5	3
Executive Engineer	..	..	..	..	..	..	..	..	..	..	..	..	..	..	..	..	..	..	..	16	16
Special Engineer	..	..	..	..	..	..	..	..	..	..	..	..	..	..	..	..	..	..	..	7	7
Drainage Engineer	..	..	6	..	..	..	..	..	..	..	..	..	..	..	..	..	..	..	..	..	6
Superintendent of Licenses	..	..	..	..	..	..	..	..	..	..	..	..	..	..	..	..	..	..	..	6	6
Municipal Storekeeper	..	..	..	..	..	..	..	..	4	5	9	..	..	..	..	..	..	..	..	6	25
Chief Officer, Bombay Port Trust	..	..	..	..	..	..	..	..	..	..	..	..	..	..	..	..	..	..	..	7	7
Superintendent, Acworth Leper Asylum	..	..	..	..	18	..	..	..	..	..	..	..	..	..	..	..	..	..	..	..	18
Assistant Health Officer, A & B Wards	..	121	5	1,324	9	15	3	10	8	2	..	4	1	2	3	10	3	9	..	16	1,540
"    "    "    C & D    "	..	246	6	2,144	11	34	..	24	5	4	..	11	..	8	5	11	10	4	..	..	2,528
"    "    "    E Ward    "	..	17	..	1,048	12	11	..	9	6	6	..	10	1	3	3	4	1	..	..	..	1,131
"    "    "    F & G Wards.  "	..	42	4	1,392	53	87	2	32	13	16	..	36	11	7	10	9	2	1	..	..	1,716
Other Municipal Sources	72	1	..	..	6	2	..	2	..	..	..	3	..	..	..	..	..	..	36	2	124
Private ..	..	4	2	16	86	3	..	..	..	..	..	..	..	..	..	..	..	1	276	..	398
<b>Total</b>	<b>196</b>	<b>434</b>	<b>24</b>	<b>5,927</b>	<b>145</b>	<b>162</b>	<b>5</b>	<b>77</b>	<b>31</b>	<b>32</b>	<b>8</b>	<b>64</b>	<b>13</b>	<b>20</b>	<b>21</b>	<b>84</b>	<b>16</b>	<b>16</b>	<b>312</b>	<b>69</b>	<b>7,596</b>

80

TABLE II.

Statement of samples examined Bacteriologically during the year ending 31st December 1929.

Received from	Bombay Waters.	Waters from other sources	Disinfectants.	Blood.		Swabs for Diphtheria.	Discharge for Gonococci.	Sputum for T. B.	Vaccine tubes.	Manure.	Miscellaneous.	Total.
				For Malaria.	For Enteric fever.							
Executive Health Officer .. .. .	..	..	30	..	..	..	..	..	..	..	1	31
Deputy Executive Health Officer .. .. .	..	..	1	..	..	..	..	2	..	10	..	13
Superintendent of Vaccination .. .. .	..	..	..	..	..	..	..	..	71	..	..	71
Hydraulic Engineer .. .. .	107	..	..	..	..	..	..	..	..	..	..	107
Assistant Health Officer, A & B Wards .. .. .	..	..	..	1	..	..	1	..	..	..	1	3
.. .. . C & D .. .. .	..	1	..	..	..	..	..	..	..	..	1	2
.. .. . E Ward .. .. .	..	..	..	..	..	4	..	..	..	..	..	4
.. .. . F & G Wards .. .. .	..	..	..	..	..	..	..	..	..	..	..	..
Other Municipal sources .. .. .	93	..	2	4,755	2	1	..	13	..	..	4	4,870
Private .. .. .	..	..	..	..	..	..	15	35	..	..	4	54
<b>Total .. .. .</b>	<b>200</b>	<b>1</b>	<b>33</b>	<b>4,756</b>	<b>2</b>	<b>5</b>	<b>16</b>	<b>50</b>	<b>71</b>	<b>10</b>	<b>11</b>	<b>5,155</b>

## REPORT OF THE SUPERINTENDENT OF VACCINATION FOR THE YEAR 1929.

During the year under report I was in charge except the period from 1st January to 31st May 1929 when Dr. K. N. Choksy was in charge.

(1) **Vaccine Operations with Results.**—The following statement gives the number of persons primarily vaccinated and re-vaccinated during 1929 and the preceding 9 years with the percentage of successful operations :—

YEAR.	Primary Vaccinations.			Re-vaccinations.	Total Number of persons vaccinated.
	Number of persons vaccinated.	Number successful.	Percentage of success.	Number of persons re-vaccinated.	
1920 .. .. .	14,463	12,713	88·	21,825	36,288
1921 .. .. .	18,267	15,399	84·	20,341	38,608
1922 .. .. .	18,886	16,315	86·	8,903	27,789
1923 .. .. .	20,293	16,558	82·	21,153	41,446
1924 .. .. .	20,135	17,683	88·	26,508	46,643
1925 .. .. .	20,400	18,848	92·	15,220	35,620
1926 .. .. .	18,615	17,426	94·	16,888	35,503
1927 .. .. .	20,374	18,748	92·	29,196	49,570
1928 .. .. .	20,625	19,142	93·	15,018	35,643
1929 .. .. .	21,788	19,634	90·	48,978	70,766

Out of the persons primarily vaccinated, 13,730 were born in Bombay and 8,058 were born out of the City compared with 12,689 and 7,936 respectively in the previous year.

Out of the Primary Vaccinations, 19,634 were ascertained to have been successful. The percentage of known success being 90·. This percentage would be raised to 99· by the exclusion of 2,014 cases, the result of which was not ascertained.

(2) **Result of Vaccination by Ages.**—The following table shows the results of Primary Vaccinations by age periods :—

Results.	Under 1 year.	1 to 6 years.	6 years and upwards.	Total.
Successful .. .. .	13,326	6,153	155	19,634
Unsuccessful .. .. .	95	42	3	140
Unknown .. .. .	1,198	681	135	2,014
Total .. .. .	14,619	6,876	293	21,788

(3) **Inspection of Results.**—The reports of the Vaccinators were checked in 4,317 cases by the Superintendent and 3,280 cases by the Head Vaccinator with the following results:—

### Return of the Inspecting Officers.

Inspection.	By the Superintendent.	By the Head Vaccinator.
Number of cases inspected .. .. .	4,317	3,280
"    "    successful .. .. .	4,310	3,277
"    "    unsuccessful .. .. .	7	3
Number successful per 100 inspected .. .. .	100	100
"    "    " 100 vaccinated .. .. .	20	15

The percentage of success as ascertained by the inspecting Officers thus corresponded closely with the success reported by the Vaccinators.



(4) **Income.**—The following statement shows the proceeds from the sale of Lymph and the fees realized from vaccinations at private places, etc., during the year under report :—

Amount realized by sale of Lymph.	Municipal moiety of fees from private vaccinations.	Municipal fees (moiety only) for vaccination instructions to Medical Students.	Municipal fees for giving vaccination extracts, etc.	Total.
Rs. a. p. 6,252 8 0	Rs. a. p. 1,803 12 0	Rs. a. p. 970 0 0	Rs. a. p. 95 0 0	Rs. a. p. 9,121 4 0

(5) **Cost of Single Operation.**—The cost of each successful vaccine operation including all charges was Rs. 2-9-11 against Rs. 2-8-1 in the preceding year; if the amount realized by the sale of lymph, by fees for private vaccination, etc., (Rs. 9,121-4-0) be deducted from the total expenditure, the cost works out at Rs. 2-2-6 against Rs. 2-6-0 for the last year. If calculated on the total number of vaccine operations, the cost of each operation after deducting the proceeds from the sale of lymph from private vaccination, etc., comes to Rs. 0-9-7 against Rs. 1-2-0 for the last year.

(6) **Postponement Certificates.**—During the year under report 211 Certificates of Postponement were granted.

(7) **Prosecution.**—There was no prosecution during the year, either for failure to bring infants for vaccination or for failure to present them for inspection 7 days after the operation.

(8) **Ill-Effects by Vaccination.**—No serious ill-effects following vaccination were observed or reported during the year under report.

(9) **Instructions to Students.**—During the year under report 240 Civil Medical pupils and 33 other private students from mofussils attended the different Public Vaccination Stations for instructions in "vaccination."

(10) **Vaccination of Pilgrims.**—The number of pilgrims, who left Bombay for the Haj during the year, was 11,379; out of these, 10,833 or 95 per cent. were vaccinated in Bombay before embarkation.

The following table shows the number of males and females and the number of primary vaccinations and re-vaccinations performed amongst the pilgrims by the Special Staff engaged for the work :—

	Males.	Females.	Total.
Primary Vaccinations .. .. .	36	67	103
Re-vaccinations .. .. .	8,524	2,206	10,730
Total ..	8,560	2,273	10,833

(11) The vaccine Lymph used is obtained from the Director, Vaccine Institute, at Belgaum.

(Sd.) B. T. MADON,  
M.B.B.S., D.P.H.,  
Superintendent of Vaccination.

BOMBAY, 30th April 1930.

**I**  
**POPULATION BY SECTIONS.**

1		2			3		
		Population					
Ward.	Section.	By the Census of 1921.			As Estimated in the Middle of the Year 1929.		
		Males.	Females.	Total.	Males.	Females.	Total.
A	Upper Colaba ... ..	2,813	934	3,747	2,788	926	3,714
	Middle and Lower Colaba	13,758	6,290	20,048	13,796	6,307	20,103
	Fort South ... ..	3,469	684	4,153	3,798	749	4,547
	Fort North ... ..	19,642	11,279	30,921	21,662	12,439	34,101
	Esplanade ... ..	11,591	3,980	15,571	11,489	3,915	15,434
B	Mandvi ... ..	25,789	12,823	38,612	27,822	13,834	41,656
	Chukla ... ..	16,533	6,463	22,996	16,388	6,406	22,794
	Umerkhadi ... ..	29,635	17,583	47,218	29,980	17,788	47,768
	Dongri ... ..	12,596	8,153	20,749	12,486	8,082	20,568
C	Market <sup>2</sup> ... ..	27,008	8,072	35,080	29,134	8,708	37,842
	Dhobi Talao ... ..	27,873	14,298	42,171	29,070	14,912	43,982
	Fanaswadi ... ..	19,732	10,373	30,105	20,666	10,864	31,530
	Bhuleshwar ... ..	23,744	10,878	34,622	23,535	10,782	34,317
	Khara Talao ... ..	16,038	7,887	23,925	16,295	8,013	24,308
D	Kumbharwada ... ..	21,726	10,755	32,481	23,532	11,649	35,181
	Khetwadi ... ..	24,481	15,134	39,615	27,234	16,836	44,070
	Girgaum ... ..	22,333	13,670	36,003	24,163	14,790	38,953
	Chowpati ... ..	8,870	5,390	14,260	9,907	6,020	15,927
	Walkeshwar ... ..	11,502	6,609	18,111	14,367	8,256	22,623
E	Mahalakshmi ... ..	24,197	13,843	38,040	28,652	16,393	45,046
	Mazagon ... ..	23,130	13,643	36,773	25,563	15,078	40,641
	Tarwadi ... ..	26,724	13,993	40,717	31,535	16,512	48,047
	2nd Nagpada ... ..	14,583	8,520	23,103	15,010	8,769	23,779
	Kamathipura ... ..	27,369	17,216	44,585	30,135	18,956	49,091
F	Tardeo ... ..	19,650	12,336	31,986	21,102	13,247	34,349
	Byculla ... ..	58,370	32,970	91,340	64,249	36,291	100,540
	1st Nagpada ... ..	5,131	2,514	7,645	5,604	2,746	8,350
G	Parel ... ..	38,164	22,032	60,196	43,664	25,207	68,871
	Sewri ... ..	17,126	11,519	28,645	20,557	13,826	34,383
	Sion ... ..	34,507	21,937	56,444	44,050	28,004	72,054
G	Mahim ... ..	29,425	18,705	48,130	35,909	22,826	58,735
	Worli ... ..	78,444	41,346	119,790	90,111	47,496	137,607
Harbour, Docks, Railways and Unknown ... ..		35,379	2,753	38,132	35,068	2,729	37,797
Total ... ..		771,332	404,582	1,175,914	849,322	449,386	1,298,708

TABLE showing the Area, Density of Population, the Number of Births, the Birth-rate and Deaths under One Year per 1,000 Births by Sections in 1929.

1	2	3	4	5			6	7	8
				Number of Births registered.					
Ward.	Section.	Area in Acres.	Average Population per Acre calculated on the Census Population of 1921.	Males.	Females.	Total.	Number of Births per 1,000 of Population.	Mean ratio of Births per 1,000 of Population during the preceding 5 Years.	Deaths under 1 Year per 1,000 Births.
A	Upper Colaba	163	23	57	43	100	26.9	25.5	190
	Middle and Lower Colaba	279	72	197	162	359	17.8	14.6	348
	Fort, South	133	31	25	23	48	10.5	7.8	208
	Fort, North	159	196	276	277	553	16.2	14.9	208
	Esplanade	710	22	223	194	417	27.1	18.6	165
B	Mandvi	187	206	243	235	478	11.5	9.1	469
	Chukla	47	489	230	220	450	19.7	17.3	253
	Umarkhadi	101	469	665	542	1,207	25.3	22.2	276
	Dongri	302	69	171	151	322	15.6	16.7	248
C	Market	85	412	285	249	534	14.1	10.3	288
	Dhobi Talao	118	357	403	433	836	19.0	16.9	830
	Fanaawadi	99	306	302	341	643	20.4	17.2	252
	Bhuleshwar	78	471	827	282	609	17.7	15.8	338
	Khara Talao	41	582	297	266	563	23.2	20.1	268
	Kumbharwada	44	737	284	310	594	16.9	14.0	357
D	Khetwadi	155	256	467	442	909	20.6	16.8	227
	Girgaum	112	320	416	391	807	20.7	17.4	274
	Chowpati	109	181	215	218	433	27.2	19.9	173
	Walkeshwar	590	31	218	204	422	18.6	15.2	161
	Mahalakshmi	659	58	881	348	729	16.2	17.3	248
E	Mazagon	1,075	34	361	314	675	16.6	18.4	357
	Tarwadi	499	82	433	395	828	17.2	18.0	878
	2nd Nagpada	83	699	261	244	505	21.2	19.7	327
	Kamathipura	62	714	443	405	847	17.2	17.0	312
	Tardeo	150	213	325	333	658	19.1	19.9	347
	Byculla	568	161	783	841	1,624	16.1	16.7	470
	1st Nagpada	29	260	120	102	222	26.6	23.4	193
F	Parel	561	107	721	674	1,395	20.2	16.6	234
	Sewri	578	50	285	261	546	15.9	17.7	328
	Sion	3,559	16	816	809	1,625	22.5	20.3	303
G	Mahim	1,511	32	767	747	1,514	25.8	23.8	246
	Worli	2,373	53	1,358	1,395	2,753	20.8	19.2	297
	Harbour, Docks, Railways and Unknown	.....	.....	7	8	15	0.4	1.1	.....
Total		15,065	78	12,361	11,859	24,220	18.6	17.1	298

## 3

TABLE of Population and Births by Communities or Castes, in 1929.

Caste or Community.	Population.		Births.		
	By the Census of 1921.	As Estimated for 1929.	Total 1929.	Number per 1,000.	
				1929.	1928.
Jains ... ..	23,884	26,021	451	} 16.7	16.0
Brahmins ... ..	72,400	84,100	1,373		
Lingaits ... ..	866	866	31		
Bhatias ... ..	9,015	9,784	165		
Banias ... ..	58,824	63,118	721		
Hindus of other Castes ... ..	560,951	601,895	9,823		
Hindus, Low Castes ... ..	135,634	186,478	3,811	20.4	21.4
Mussalmans ... ..	184,685	187,985	4,236	22.5	21.3
Parsees ... ..	52,234	53,036	1,154	21.7	23.1
Jews ... ..	7,548	8,146	286	35.1	31.2
Indian Christians ... ..	48,719	53,363	1,819	34.1	27.6
Anglo-Indians ... ..	4,724	5,055	160	31.6	46.2
Europeans ... ..	14,726	16,495	153	9.3	9.7
Buddhists ... ..	1,645	2,311	27	11.7	10.4
Other and Unknown Castes ... ..	59	59	10	169.5	118.6
Total ..	1,175,914	1,298,708	24,220	18.6	18.5

TABLE showing Cases of Infectious Diseases notified from all sources during the year 1929.

Ward	Section.	Total Number of Cases notified in each Section.											Total.	
		Cholera	Small-pox.	Plague.	Enteric fever.	Diphtheria.	Relapsing fever.	Puerperal fever.	Tuberculosis.	Leprosy.	Influenza Pneumonia.	Cerebral Spinal Meningitis.		Scarlet Fever.
A	Upper Colaba .. .. .	..	2	..	..	3	..	..	1	..	..	..	6	
	Middle and Lower Colaba .. .. .	..	42	5	12	2	..	1	7	1	1	1	72	
	Fort, Southern .. .. .	..	13	..	1	3	..	..	1	3	..	..	21	
	Fort, Northern .. .. .	..	62	..	7	..	..	..	18	60	..	..	148	
B	Esplanade .. .. .	1	51	3	9	1	..	1	6	40	..	..	112	
	Mandvi .. .. .	..	47	1	9	1	..	..	27	..	1	..	86	
	Chukla .. .. .	..	17	1	5	1	..	..	32	..	..	..	56	
	Umarkhadi .. .. .	1	53	4	6	1	..	1	64	..	..	..	130	
C	Dongri .. .. .	1	26	2	4	..	..	..	21	1	..	..	55	
	Market .. .. .	1	46	2	7	6	..	1	33	..	..	..	96	
	Dhobi Talao .. .. .	2	198	1	17	12	..	4	70	2	..	1	307	
	Fanaswadi .. .. .	..	74	1	10	..	..	3	38	..	1	..	127	
D	Bhuleshwar .. .. .	..	34	..	6	..	..	1	60	1	1	..	103	
	Khara Talao .. .. .	..	13	1	..	2	..	..	47	..	1	..	64	
	Kumbharwada .. .. .	..	60	1	2	..	..	1	45	..	..	..	109	
	Khetwadi .. .. .	..	67	..	8	5	..	2	70	..	4	..	156	
E	Girgaum .. .. .	1	61	1	8	5	..	4	66	..	..	..	146	
	Choupati .. .. .	..	32	1	14	1	..	2	22	3	..	..	75	
	Walkeshwar <sup>o</sup> .. .. .	..	25	..	4	5	..	1	25	..	..	..	61	
	Mahalakshmi .. .. .	1	64	..	8	2	..	3	57	..	2	..	138	
F	Mazagon .. .. .	..	70	..	2	3	..	1	34	..	..	..	110	
	Tarwadi .. .. .	..	74	1	6	2	..	..	111	1	..	..	195	
	2nd Nagpada .. .. .	..	64	1	1	1	..	..	59	..	..	..	126	
	Kamathipura .. .. .	..	75	..	2	..	..	..	76	..	..	..	153	
G	Tardeo .. .. .	1	51	1	2	2	..	1	35	..	..	..	93	
	Byculla .. .. .	2	164	..	8	9	..	1	123	2	5	..	314	
	1st Nagpada .. .. .	..	21	..	2	1	..	..	10	2	1	..	37	
	Parel .. .. .	..	68	..	10	2	..	2	64	..	1	..	147	
F	Sewri .. .. .	..	9	4	..	..	..	2	18	..	..	1	34	
	Sion .. .. .	1	96	..	25	8	..	2	62	1	1	..	196	
G	Mahim .. .. .	1	94	1	12	2	..	4	57	2	..	1	174	
	Worli .. .. .	2	241	4	14	1	..	9	63	..	3	1	338	
Harbour, Docks, Railways and Unknown .. .. .		3	6	..	1	1	..	..	..	..	..	4	15	
Total ...		18	2,020	36	222	82	..	47	1,422	119	22	4	8	4,000

TABLE of Cases treated at all the Municipal Dispensaries during 1929.

Description of Disease or Injury.	January.	February.	March.	April.	May.	June.	July.	August.	September.	October.	November.	December.	Total.
Measles	...	...	9	...	1	1	...	1	...	...	...	...	6
Whooping Cough	9	2	2	7	3	2	...	5	4	8	5	1	43
Dengue	2	...	...	...	...	...	...	...	...	6	1	...	9
Influenza	51	32	49	70	46	68	69	102	116	151	178	95	1,021
Dysentery	102	53	91	112	100	99	164	205	137	93	95	129	1,383
Diarrhoea	162	90	146	139	113	115	239	237	152	111	111	160	1,778
Malarial Fevers	796	371	375	526	624	511	1,063	1,389	1,528	2,032	1,489	713	11,420
Fever not defined	354	222	413	516	676	405	557	866	1,227	1,532	1,146	754	8,668
Bronchitis	667	407	645	700	750	504	655	721	949	1,176	929	695	8,798
Pneumonia	10	8	17	17	19	12	28	34	31	22	16	12	226
Diseases of the Teeth	165	127	216	325	196	214	226	189	197	241	237	201	2,434
Ophthalmia	20	19	37	38	54	33	32	40	39	41	37	24	414
Corneal Ulcer	4	5	2	6	1	2	6	3	4	2	3	3	40
Ringworm	157	115	249	260	348	222	278	286	263	233	238	182	2,831
Scabies	663	497	646	560	491	386	834	690	768	685	729	536	7,536
All Other Diseases and injuries	2,585	1,650	2,411	2,822	3,015	2,823	3,799	3,267	3,149	3,365	2,944	2,647	34,177
Total New Cases	5,741	3,798	6,305	5,998	6,438	5,400	7,444	8,035	8,564	9,698	8,160	6,202	80,783

Note:—This Table does not include the number of patients treated at the two Dispensaries for Tuberculosis (see p. 17) and at those for Women and Children (see p. 31).

TABLE of DEATHS from All Causes by Sections and Age-periods in 1929.

1	2	3	4	5	6	7	8	9	10	11	12	13	14			15	16	
													Total Deaths.				Number of Deaths among Males to 100 Deaths among Females.	Ratio of Deaths per 1,000 of Population.
													Males.	Females	Persons	1919.		Mean during the previous 5 years.
Ward.	SECTION.	Under 1 year.	1 to 5 years.	5 to 10 years.	10 to 15 years.	15 to 20 years.	20 to 30 years.	30 to 40 years.	40 to 50 years.	50 to 60 years.	60 years and upwards.	Age. Un-specified.						
A	Upper Colaba	19	14	1	3	2	10	8	7	5	4	...	40	83	73	121	19.6	23.1
	Middle and Lower Colaba	89	49	7	6	16	43	35	38	29	42	...	190	154	344	121	17.1	19.3
	Fort, South	10	3	2	2	1	9	7	5	5	4	...	31	17	48	1.2	10.5	11.1
	Fort, North	115	78	19	9	18	74	47	46	46	73	...	293	223	516	181	15.1	19.3
B	Esplanade	69	29	8	6	9	47	38	27	22	46	...	194	107	301	181	19.5	24.6
	Mandvi	224	124	17	22	83	86	82	57	52	61	...	425	332	757	128	18.2	19.2
	Chukla	114	69	12	6	23	57	48	87	37	46	...	244	205	449	119	19.7	23.4
	Umarkhadi	333	215	53	24	60	154	129	110	84	118	...	700	590	1,290	118	27.0	30.8
C	Dongri	80	56	12	10	14	39	42	25	23	26	...	190	187	377	138	15.9	23.3
	Market	154	93	21	7	27	58	45	46	40	45	...	295	241	536	122	14.2	11.1
	Dhobi Talao	376	167	33	22	30	96	86	70	70	123	...	535	438	973	122	22.1	21.1
	Fanaswadi	162	132	24	12	21	60	61	35	33	74	...	325	279	604	116	19.1	22.0
	Bhuleshwar	206	124	23	25	27	79	87	68	55	87	...	449	332	781	135	22.7	26.7
	Khara Talao	151	109	10	8	28	58	54	31	39	70	...	304	254	558	119	22.9	28.2
D	Kumbharwada	212	137	24	17	18	68	56	38	25	56	...	332	319	651	104	18.5	20.6
	Khetwadi	206	125	19	21	34	103	78	64	68	114	...	432	400	832	108	18.9	22.0
	Girgaon	221	144	22	16	39	79	54	56	63	95	...	403	380	783	106	20.1	22.4
	Chowpati	75	39	12	4	13	35	35	21	23	37	...	144	150	294	96	18.4	19.9
	Walkeshwar	68	52	6	4	6	28	40	34	23	53	...	161	138	299	116	13.2	13.9
E	Mahalakshmi	181	123	24	15	14	67	85	54	69	128	...	429	391	760	129	16.9	21.2
	Mazagon	241	149	19	17	31	80	71	71	50	72	...	451	350	801	138	19.7	27.8
	Tarwadi	313	202	32	12	33	111	98	68	51	134	...	576	478	1,054	120	21.9	26.4
	2nd Nagpada	165	111	17	22	26	75	66	43	27	91	...	330	313	643	105	27.0	34.2
	Kamathipura	264	172	31	26	42	115	116	67	61	133	...	532	315	1,047	103	21.3	28.3
	Tardeo	228	151	27	21	29	90	91	66	57	109	...	474	395	869	120	25.3	28.1
	Byculla	764	384	71	47	70	276	254	178	140	229	...	1,278	1,135	2,413	112	24.0	29.5
F	Ist Nagpada	43	17	7	2	6	21	27	11	9	15	...	90	68	158	132	18.9	23.5
	Parel	326	208	43	20	34	149	131	111	80	128	...	669	551	1,220	121	17.7	22.6
	Sewri	179	138	21	8	14	57	71	47	31	68	...	334	300	634	111	18.4	25.8
G	Sion	492	373	43	25	44	161	140	109	101	171	...	916	746	1,662	122	23.1	27.5
	Mahim	373	260	43	21	47	125	135	77	68	179	...	700	628	1,328	111	12.6	27.0
G	Worli	819	578	111	57	82	291	294	158	143	332	...	1,563	1,302	2,865	120	20.3	27.5
	Harbour, Docks, Railway and Unknown	53	12	7	7	30	147	183	113	76	57	...	535	150	685	356	18.1	20.0
Total		7,225	4,607	813	524	914	2,951	2,794	1,998	1,710	3,020	...	14,564	11,991	23,555	121	20.4	24.7

88

TABLE of DEATHS by Race and Age in 1929.

RACE OR CASTE.	Under 7 days.	1 to 4 weeks.	4 weeks to 6 months.	6 to 12 months.	1 to 2 years.	2 to 5 years.	5 to 10 years.	10 to 15 years.	15 to 20 years.	20 to 30 years.	30 to 40 years.	40 to 50 years.	50 to 60 years.	60 years and over.	Age unspecified.	All ages.
Jains	32	17	63	117	107	46	20	19	36	72	61	48	27	50	...	705
Brahmins	60	37	91	169	142	72	31	22	67	182	105	82	83	127	...	1,270
Lingayats	24	7	20	21	32	28	14	7	10	23	17	14	10	23	...	349
Bhatias	9	8	10	17	13	5	2	5	7	17	11	14	18	23	...	154
Banias	25	17	50	74	66	26	9	14	15	53	38	36	35	36	...	494
Hindus (Other Castes)	773	418	810	1,063	1,154	825	398	217	390	1,326	1,324	884	734	1,213	...	11,548
Hindus (Low Castes)	214	158	382	482	588	452	118	60	90	252	256	163	131	308	...	3,655
Mussalmans	253	157	417	494	409	250	148	134	238	762	725	497	386	694	...	5,654
Parsees	29	10	32	38	44	57	26	16	8	51	56	105	128	344	...	924
Jews	8	8	13	14	8	15	11	3	5	17	9	16	12	38	...	177
Indian Christians	78	91	285	120	87	80	33	24	43	153	143	101	105	119	...	1,412
Anglo-Indians	5	4	8	7	5	7	...	3	6	15	14	10	16	15	...	115
Europeans	3	2	4	4	2	4	2	...	...	25	14	24	22	28	...	134
Negro Africans	...	...	...	1	...	...	...	...	...	1	3	1	1	1	...	8
Buddhists	2	2	1	1	3	...	...	...	...	2	8	3	1	1	...	24
Other and Unknown	27	2	2	...	...	...	...	...	...	...	...	...	...	1	...	32
Total	1,542	933	2,128	2,622	2,660	1,947	812	524	914	2,931	2,794	1,993	1,710	3,020	...	26,556



## DEATHS from Certain Causes by Months in 1929.

Cause of Death.	January.	February.	March.	April.	May.	June.	July.	August.	September.	October.	November.	December.	Total.
Cholera	...	...	2	1	1	2	1	...	1	...	...	...	8
Small-pox	74	147	256	197	162	110	62	39	20	16	14	38	1,135
Measles	6	12	23	20	17	12	5	2	5	3	2	6	113
Plague...	4	3	6	7	2	4	...	2	...	1	...	...	29
Malaria	21	15	13	17	14	14	11	14	22	28	29	18	216
Ague and Remittent Fever	131	106	135	147	141	107	104	123	117	138	155	136	1,540
Enteric Fever	15	6	11	20	18	16	11	19	21	13	13	7	170
Fever not defined	16	24	8	12	9	23	14	13	17	23	20	10	189
Diarrhoea and Enteritis	66	50	62	57	66	56	83	122	89	88	61	73	868
Dysentery	30	21	20	31	10	24	41	62	37	29	29	12	358
Tuberculous Diseases	132	134	155	119	112	121	145	115	111	133	120	123	1,520
Influenza	3	3	4	8	10	6	6	3	6	6	5	3	63
Respiratory Diseases	850	841	856	851	985	698	741	790	688	704	786	760	9,550
Injuries	61	182	49	60	79	48	43	35	48	42	55	43	745
All other causes	889	864	850	799	864	696	732	815	861	943	857	831	9,951
Total	2,298	2,408	2,456	2,346	2,496	1,937	2,049	2,154	2,043	2,162	2,146	2,060	26,555

TABLE of DEATHS by Causes

Wards.	SECTIONS.	1	2	3	4	5	6	7	8	9	10	11	12	13	14	15	16	17	18	19	20	21
		Enteric Fever (1).	Small-pox (5)	Measles (7).	Scarlet Fever (8).	Whooping Cough (9).	Diphtheria and Croup (10).	Influenza (11).	Encephalitis Lethargica (23).	Meningococcal Meningitis (24).	Tuberculosis of Respiratory System (31).	Other Tuberculous Diseases (32-37).	Cancer, Malignant Disease (43-49).	Rheumatic Fever (51).	Diabetes (57).	Cerebral Hemorrhage (74,75a).	Heart Disease (87-90).	Arterio-Sclerosis (91b).	Bronchitis (99).	Pneumonia (all forms) (100-101).	Other Respiratory Diseases (97,98,102-107).	Ulcer of Stomach or Duodenum (111).
A	Upper Colaba ...	...	...	...	...	...	...	...	...	...	4	1	1	...	...	...	...	2	21	6	...	
	Middle and Lower Colaba.	7	20	1	...	...	...	2	...	...	24	4	2	1	2	6	7	...	14	71	9	1
	Fort, Southern ...	1	2	1	...	...	2	...	...	...	3	1	5	...	...	...	...	...	3	13	2	...
	Fort, Northern ...	4	27	3	...	1	...	...	3	...	42	5	9	...	2	8	10	...	9	130	10	...
B	Esplanade ...	3	16	1	...	...	1	...	...	...	26	5	1	...	1	4	8	...	10	88	9	...
	Mandvi ...	8	25	12	...	1	1	1	...	...	24	7	5	4	3	4	11	1	48	248	23	...
	Chukla ...	4	8	3	...	...	1	...	1	...	26	2	1	...	3	2	6	...	13	126	23	...
	Umarkhadi ...	5	33	1	...	...	2	...	...	...	49	12	5	...	4	9	10	...	18	411	108	...
C	Dongri ...	3	11	...	...	...	...	...	...	...	19	1	1	...	1	2	3	1	7	122	11	...
	Market ...	6	23	...	...	...	1	1	2	...	31	2	9	...	1	6	7	...	13	168	11	...
	Dhobi Talao ...	10	90	7	...	...	1	3	3	1	62	9	11	1	4	14	16	...	18	254	5	...
	Fanaswadi ...	9	57	7	...	...	...	1	...	...	35	2	3	...	3	4	11	...	36	148	6	...
D	Bhuleshwar ...	5	29	1	...	...	...	1	...	...	51	4	4	1	3	6	5	...	55	212	45	...
	Khara Talao ...	...	7	4	...	...	1	2	...	...	48	6	...	1	3	6	1	...	39	142	30	...
	Kumbharwada ...	3	52	6	...	...	...	3	...	...	41	7	3	...	...	2	...	...	24	224	26	...
	Khetwadi ...	6	33	6	...	...	2	8	1	...	63	9	13	1	7	7	13	...	41	215	26	...
E	Girgaum ...	6	45	3	...	...	3	2	...	...	61	7	4	1	5	4	10	...	54	201	27	...
	Chowpati ...	4	15	2	...	...	...	2	...	...	19	5	7	1	1	4	3	...	20	67	5	1
	Walkeshwar ...	4	8	...	...	...	1	1	3	...	23	4	5	...	...	2	7	...	20	18	10	1
	Mahalakshmi ...	7	35	...	...	...	...	4	3	...	52	6	7	3	8	10	17	...	78	160	24	...
F	Mazagon ...	3	39	7	...	...	2	...	...	1	31	2	6	...	2	6	8	...	17	195	33	1
	Tarwadi ...	2	36	6	...	...	2	...	...	...	43	8	4	1	3	4	6	1	16	416	49	...
	2nd Nagpada ...	1	30	5	...	...	...	...	...	...	63	...	1	...	...	2	5	...	21	248	31	...
	Kamathipura ...	2	61	12	...	...	...	...	...	...	73	12	4	...	...	2	6	...	34	317	48	...
G	Tardeo ...	3	21	1	...	...	...	4	...	...	30	3	7	2	4	10	8	...	17	527	60	...
	Bycnlla ...	4	83	3	...	1	...	8	...	...	102	19	18	...	4	10	16	...	61	831	120	1
	Ist Nagpada ...	2	8	...	...	...	1	1	...	...	7	1	1	...	...	5	...	...	1	57	6	...
	Parel ...	8	45	3	...	2	...	9	...	...	32	6	10	...	1	3	15	...	52	283	29	1
H	Sewri ...	...	6	...	...	...	...	...	...	...	10	1	...	1	...	...	...	...	47	160	9	1
	Sion ...	17	34	6	...	...	1	4	...	1	36	7	5	...	1	7	8	...	61	392	30	...
	Mahim ...	10	58	3	...	...	1	1	...	1	41	6	3	1	2	9	15	...	101	308	23	1
	Worli ...	13	163	9	...	2	1	4	...	1	44	7	4	...	3	9	9	...	122	721	25	...
I	Harbour, Docks, Railways and Unknown.	11	5	...	...	1	3	1	...	1	120	14	12	...	3	11	23	...	10	85	13	...
	TOTAL	170	1,135	113	...	8	27	65	16	6	1,35	185	171	19	73	173	269	3	1,141	7,517	892	8

and Sections in 1929.

	22	23	24	25	26	27	28	29	30	OTHER DEFINED DISEASES.										31	32	TOTAL.
	Diarrhoea and Enteritis (115-114).	Appendicitis (117).	Cirrhosis of Liver (122).	Acute and Chronic Nephritis (128-129).	Puerperal Sepsis (146).	Other accidents and Diseases of Pregnancy and Parturition (143-145, 147-150.)	Congenital Debility and Malformation Premature Birth (159-161).	Suicide (165-174).	Other deaths from Violence (175-203).	Plague (17).	A	B	C	OO	D	E	F	G	H	K	Causes ill-defined or unknown (204-205).	
6	...	...	...	1	3	1	11	...	...	...	...	...	...	...	1	...	...	...	...	11	2	73
11	2	...	1	5	...	6	51	7	...	4	...	1	6	...	1	...	...	...	59	4	844	
3	...	...	...	1	...	...	2	1	...	...	...	1	...	...	...	...	...	...	6	...	48	
22	1	...	1	8	1	3	40	15	...	...	10	4	...	...	3	...	...	...	115	18	516	
11	...	...	1	1	2	...	30	8	...	...	8	3	...	...	1	...	...	...	61	4	301	
16	...	...	1	8	1	4	58	84	...	1	10	8	...	...	16	...	...	...	153	8	757	
8	1	...	2	3	8	2	36	15	...	1	8	7	...	...	9	...	...	...	129	5	449	
25	2	...	4	5	7	2	101	25	...	3	4	4	...	...	...	...	...	...	879	11	1,290	
7	...	...	1	1	8	...	25	26	...	2	...	...	10	...	1	...	...	...	57	3	327	
17	1	...	1	8	2	3	46	15	...	1	4	4	2	...	5	...	...	...	136	5	536	
48	...	...	3	22	3	2	98	18	...	1	...	7	4	...	5	...	...	...	164	19	978	
17	...	...	...	16	5	4	65	11	...	1	...	4	3	...	8	...	...	...	162	6	604	
22	...	...	4	5	...	3	61	5	...	...	2	2	23	...	8	...	...	...	206	9	781	
11	...	...	1	11	...	4	40	15	...	1	4	4	7	...	1	...	...	...	157	12	558	
11	1	...	...	...	...	1	67	8	...	1	...	1	19	...	...	...	...	...	136	5	651	
21	...	...	2	14	2	8	71	24	...	...	6	1	15	...	3	...	...	...	182	15	832	
13	...	...	2	8	4	3	64	19	...	...	4	4	25	...	10	...	...	...	174	14	783	
6	2	...	1	5	2	1	20	4	...	...	2	2	10	...	3	...	...	...	67	7	294	
12	...	...	1	7	2	5	31	13	...	...	4	6	6	...	3	...	...	...	55	6	299	
28	3	...	1	12	3	3	90	21	...	...	5	19	6	...	4	...	...	...	129	9	769	
25	2	...	...	7	5	3	86	17	...	...	14	59	...	...	7	...	...	...	109	7	801	
29	...	...	6	7	6	2	112	18	...	...	14	67	...	...	8	...	...	...	197	11	1,054	
15	...	...	...	5	1	4	39	6	...	1	...	1	21	...	9	...	...	...	131	5	643	
29	...	...	...	2	...	2	104	18	...	...	13	47	...	...	...	...	...	...	238	11	1,027	
17	...	...	...	9	4	2	67	17	...	1	...	2	12	...	3	...	...	...	214	7	859	
91	4	...	4	13	2	6	336	70	...	...	11	165	...	...	26	...	...	...	372	11	2,413	
7	...	...	1	1	...	2	2	13	...	...	1	5	...	...	...	...	...	...	28	1	158	
34	1	...	2	8	1	8	148	35	...	...	14	125	...	...	6	...	...	...	251	18	1,220	
41	...	...	1	3	2	...	92	18	...	3	...	108	...	...	1	...	...	...	06	4	634	
79	...	...	1	9	3	6	193	46	...	...	7	239	...	...	44	...	...	...	318	23	1,662	
65	1	...	7	20	4	6	163	34	...	1	...	133	...	...	12	...	...	...	238	12	1,328	
96	4	...	34	10	10	11	414	49	...	4	...	29	...	...	7	...	...	...	639	13	2,865	
20	8	...	6	19	2	6	21	115	...	3	...	7	...	...	...	...	...	...	115	35	685	
868	28	89	255	81	116	2,781	93	744	29	...	216	1,540	...	...	189	8	358	40	5,475	322	26,555	

COMPARATIVE TABLE of BIRTHS and DEATHS from some of the PRINCIPAL CAUSES during 1929 and the preceding 10 years.

YEAR.	Births (excluding still-born.)		Total Deaths.		Plague.		Small-pox.		Measles.		Cholera.		Influenza.		Enteric Fever.		Malaria.		Ague and Remittent Fever.		Tuberculosis.		Diarrhoea, Enteritis and Dysentery.		Respiratory Diseases.		Deaths under 1 year.		Deaths of Children (1 to 5 years.)		Still-born.
	No. Registered.	Rate per 1,000.	No. Registered.	Rate per 1,000.	No. Registered.	Rate per 1,000.	No. Registered.	Rate per 1,000.	No. Registered.	Rate per 1,000.	No. Registered.	Rate per 1,000.	No. Registered.	Rate per 1,000.	No. Registered.	Rate per 1,000.	No. Registered.	Rate per 1,000.	No. Registered.	Rate per 1,000.	No. Registered.	Rate per 1,000.	No. Registered.	Rate per 1,000.	No. Registered.	Rate per 1,000.	No. Registered.	Rate per 1,000.	No. Registered.	Rate per 1,000.	
1919 ..	20,730	21.2	68,610	70.0	702	0.7	780	0.8	561	0.6	8,455	8.6	1,942	2.0	181	0.1	262	0.3	5,071	5.2	2,780	2.8	5,280	5.3	24,055	24.5	18,534	652.6	8,501	12.4	2,014
1920 ...	19,731	20.1	45,839	46.8	282	0.3	294	0.3	118	0.1	1,119	1.1	1,605	1.6	157	0.2	311	0.3	3,218	3.3	1,841	1.9	3,571	3.6	18,787	19.1	10,896	552.2	6,675	12.6	1,878
1921 ...	19,125	16.9	53,609	45.6	811	0.7	406	0.3	201	0.2	70	0.1	1,389	1.2	162	0.1	545	0.5	4,234	3.6	1,614	1.4	4,957	4.2	21,982	18.7	12,751	666.7	7,397	13.8	2,062
1922 ...	20,452	17.0	37,297	31.1	632	0.5	61	0.1	22	0.0	15	0.0	528	0.4	123	0.1	485	0.4	2,703	2.2	1,473	1.2	3,729	3.1	13,614	11.3	8,236	402.7	4,574	13.1	1,916
1923 ...	20,995	17.2	37,959	31.1	1,329	1.1	479	0.4	142	0.1	189	0.1	250	0.2	127	0.1	403	0.3	2,692	2.2	1,371	1.1	3,305	2.7	14,099	11.5	8,632	411.1	5,240	13.8	1,942
1924 ...	21,838	17.6	38,774	31.8	409	0.3	1,242	1.0	199	0.2	34	0.0	118	0.1	172	0.1	488	0.4	2,679	2.2	1,568	1.3	3,569	2.9	14,410	11.6	9,156	419.3	6,019	15.5	1,821
1925 ...	20,268	16.1	31,968	26.4	174	0.1	570	0.4	152	0.1	12	0.0	94	0.1	156	0.1	581	0.5	2,387	1.8	1,404	1.1	2,504	2.0	12,151	9.6	7,212	353.8	4,994	15.6	1,716
1926 ...	21,068	16.5	31,991	25.0	56	0.0	480	0.4	136	0.1	5	0.0	90	0.1	135	0.1	635	0.5	2,004	1.6	1,755	1.4	2,332	1.8	11,901	9.3	8,200	369.2	5,343	16.7	1,676
1927 ...	21,685	16.7	27,633	21.9	207	0.2	642	0.6	96	0.1	82	0.1	79	0.1	146	0.1	365	0.2	1,633	1.2	1,748	1.3	1,483	1.1	9,949	7.6	6,857	316.2	4,275	15.5	1,760
1928 ...	24,917	18.5	27,312	21.0	257	0.2	597	0.4	86	0.1	34	0.0	79	0.1	137	0.1	295	0.2	1,431	1.1	1,764	1.3	1,167	0.9	10,468	8.1	7,468	310.9	4,060	14.7	1,828
Average of 1919-1928.	20,991	17.6	40,099	33.7	486	0.4	575	0.4	171	0.1	901	0.7	617	0.5	145	0.1	437	0.3	2,800	2.3	1,732	1.4	3,190	2.6	15,137	12.7	9,294	442.8	5,638	14.0	1,865
Average of 1924-1928.	21,775	17.0	31,533	24.7	221	0.1	746	0.6	134	0.1	33	0.0	92	0.1	149	0.1	473	0.3	2,017	1.6	1,648	1.2	2,211	1.7	11,776	9.2	7,779	367.2	4,938	15.6	1,764
1929 ...	24,220	18.6	26,555	20.4	29	0.00	1,135	0.9	113	0.0	8	0.0	63	0.0	170	0.2	216	0.2	1,540	1.2	1,520	1.2	1,228	0.9	9,550	7.4	7,225	298.3	4,607	17.4	1,860

Table No. 11.

## TABLE OF DEATHS BY CAUSES IN 1929.

Note.—The Nomenclature and the classification numbers in this Table are in accordance with the 1926 Edition of the Manual of the International List of Causes of Deaths as adapted for use in England and Wales, Scotland and Northern Ireland.

Classification No.	Specific Causes of Death.	Number of Deaths.
<b>GENERAL DISEASES.</b>		
<b>I.—EPIDEMIC, ENDEMIC AND INFECTIOUS DISEASES.</b>		
1	Enteric fever ... ..	170
2	Typhus fever ... ..	...
3	Relapsing fever ("Spirillum Obermeieri") ... ..	...
4	Mediterranean fever ... ..	...
5 : a : b	Malaria ... ..	216
5 : c	Remittent fever ... ..	1,540
6	Small-pox ... ..	1,135
7	Measles ... ..	113
8	Scarlet fever ... ..	...
9	Whooping cough ... ..	8
10	Diphtheria ... ..	27
11	Influenza ... ..	63
12	Miliary fever ... ..	...
13	Mumps ... ..	...
14	Asiatic Cholera ... ..	8
15	<i>Cholera nostras</i> * ... ..	...
16	Dysentery ... ..	358
17	Plague ... ..	29
18	Yellow fever ... ..	...
19	Spirochaetosis ictero-haemorrhagica ... ..	...
20	Leprosy ... ..	40
21	Erysipelas ... ..	16
22 : 1	Acute poliomyelitis ... ..	3
22 : 2	Acute polioencephalitis ... ..	...
23	Encephalitis lethargica ... ..	16
24	Meningococcal meningitis ... ..	6
24 A	Kala Azar ... ..	...

\* No deaths are classified under this Head which is applicable only to Great Britain.

**Table No. 11—contd.**  
**TABLE of DEATHS by Causes in 1929—contd.**

Classification No.	Specific Causes of Death.	Number of Deaths.
	<b>I.— EPIDEMIC, ENDEMIC AND INFECTIOUS DISEASES—contd.</b>	
25 : b	Other epidemic and endemic diseases ... ..	8
26	Glanders ... ..	...
27	Anthrax .. ...	...
28	Rabies ... ..	15
29	Tetanus ... ..	129
30 : 1	Actinomycosis ... ..	...
30 : 2 : a	Sprue ... ..	124
30 : 2 : b	Other mycoses ... ..	1
31	Tuberculosis of the Respiratory system ... ..	1,335
32	Tuberculosis of central nervous system ... ..	19
33	Tuberculosis of intestines and peritoneum ... ..	88
34	Tuberculosis of vertebral column ... ..	14
35	Tuberculosis of joints ... ..	4
36	Tuberculosis of other organs ... ..	41
37	Disseminated tuberculosis ... ..	19
38	Syphilis ... ..	34
39	Soft chancre ... ..	1
40 : 1	Gonococcal infection (ophthalmia excepted) ... ..	5
40 : 2	Gonorrhœal or purulent ophthalmia ... ..	1
41	Purulent infection, Septicæmia ... ..	133
42 : 1	Vaccinia ... ..	...
42 : 2	Other general diseases ... ..	3
	<b>II.— GENERAL DISEASES (not included in I).</b>	
43	Cancer of the Buccal cavity ... ..	16
44	Cancer of the Pharynx, œsophagus, stomach, liver and annexa ... ..	36
45	Cancer of the peritoneum, intestines and rectum ... ..	21
46	Cancer of the Female genital organs ... ..	15
47	Cancer of the Breast ... ..	16
48	Cancer of the Skin ... ..	2
49	Cancer of the Other or unspecified organs ... ..	65

**Table No. 11—contd.**  
**TABLE of DEATHS by Causes in 1929—contd.**

Classification No.	Specific Causes of Death.	Number of Deaths.
<b>II.—GENERAL DISEASES—contd.</b>		
50	Tumours not returned as malignant (brain and female genital organs excepted) ... ..	5
51	Rheumatic fever ... ..	19
52 : 1	Chronic Rheumatism, chronic arthritis ... ..	8
52 : 2	Rheumatoid arthritis, osteo-arthritis ... ..	4
52 : 3	Gout ... ..	...
53	Scurvy ... ..	1
54	Pellagra... ..	...
55	Beri-beri ... ..	1
56	Rickets ... ..	896
57	Diabetes ... ..	73
58 : a	Pernicious anæmia ... ..	65
58 : b	Other anæmias and chlorosis ... ..	648
59	Disease of pituitary gland ... ..	...
60 : a	Exophthalmic goitré ... ..	5
60 : b : 1	Myxœdema ... ..	...
60 : b : 2	Cretinism ... ..	...
60 : b : 3	Other diseases of the thyroid gland ... ..	...
61 : 1	Tetany ... ..	...
61 : 2	Other diseases of the parathyroid glands ... ..	...
62	Diseases of the thymus ... ..	1
63	Diseases of the adrenals ... ..	1
64	Diseases of the spleen ... ..	1
65 : a	Leukæmia ... ..	2
65 : b	Lymphadenoma ... ..	1
66	Alcoholism (acute or chronic) ... ..	...
67 : 1	Occupational lead poisoning ... ..	...
67 : 2	Other chronic poisoning by mineral substances ... ..	...
68	Chronic poisoning by organic substances .. ..	...
69 : 1	Purpura ... ..	2

Table No. II—*contd.*TABLE of DEATHS by Causes in 1929—*contd.*

Classification No.	Specific Causes of Death.	Number of Deaths.
	<b>II.—GENERAL DISEASES—<i>contd.</i></b>	
69 : 2	Hæmophilia ... ..	...
69 : 3	Other general diseases ... ..	10
	<b>III.—DISEASES OF THE NERVOUS SYSTEM AND SENSE ORGANS.</b>	
70	Encephalitis ... ..	9
70 : 1	Cerebral abscess ... ..	1
70 : 2	Other forms of Encephalitis ... ..	4
71	Meningitis ... ..	81
72	Tabes dorsalis (locomotor ataxy) ... ..	1
73	Other diseases of the spinal cord ... ..	12
74 : a : 1	Cerebral Hæmorrhage so returned ... ..	70
74 : a : 2	Apoplexy (lesion unstated) ... ..	20
74 : b : 1	Cerebral embolism ... ..	1
74 : b : 2	Cerebral thrombosis ... ..	11
75 : a	Hemiplegia of unstated origin ... ..	71
75 : b	Other forms of paralysis of unstated origin ... ..	56
76	General paralysis of the insane ... ..	1
77	Other forms of insanity ... ..	4
78	Epilepsy ... ..	21
79	Convulsions (non-puerperal, 5 years and over) ... ..	12
80	Infantile convulsions (under 5 years of age) ... ..	768
81	Chorea ... ..	...
82 : 1	Hysteria, Neuralgia ... ..	1
82 : 2	Neuritis ... ..	2
83	Cerebral softening ... ..	...
84 : 1	Idiocy; Imbecility ... ..	...
84 : 2	Cerebral tumour ... ..	6
84 : 3	Disseminated sclerosis ... ..	1
84 : 4	Paralysis agitans ... ..	2
84 : 5	Other diseases of the Nervous System ... ..	8



**Table No. 11—contd.**  
**TABLE of DEATHS by Causes in 1929—contd.**

Classification No.	Specific Causes of Death.	Number of Deaths.
<b>III.—DISEASES OF THE NERVOUS SYSTEM AND SENSE ORGANS—contd.</b>		
85	Diseases of the eye and annexa ... ..	2
86 : 1	Diseases of the mastoid sinus . . . . .	3
86 : 2	Other diseases of the ear . . . . .	4
<b>IV.—DISEASES OF THE CIRCULATORY SYSTEM.</b>		
87	Pericarditis ... ..	3
88 : 1—2	Acute endocarditis ... ..	19
88 : 3	Acute myocarditis ... ..	6
89	Angina pectoris ... ..	41
90 : 1—4	Valvular Heart Disease ... ..	58
90 : 5	Fatty Heart ... ..	2
90 : 6	Dilatation of heart (cause unspecified) ... ..	23
90 : 7	Other or unspecified myocardial disease ... ..	49
90 : 8	Disordered action of the heart ... ..	4
90 : 9	Heart disease (unspecified) ... ..	64
91 : a	Aneurysm of the Arteries ... ..	10
91 : b : 1	Arterio-sclerosis with cerebral vascular lesion ... ..	...
91 : b : 2	Arterio-sclerosis without record of cerebral vascular lesion ... ..	3
91 : c	Other diseases of the arteries ... ..	1
92	Embolism and Thrombosis (not cerebral) ... ..	13
93	Diseases of the veins ... ..	10
94	Diseases of the lymphatic system ... ..	3
95	Hæmorrhage without stated cause ... ..	5
96	Other diseases of the circulatory system ... ..	...
<b>V.—DISEASES OF THE RESPIRATORY SYSTEM.</b>		
97	Diseases of the nasal fossæ and annexa... ..	1
98	Disease of the larynx ... ..	3
99 : a	Acute bronchitis ... ..	39
99 : b	Chronic bronchitis ... ..	559
99 : c	Bronchitis not defined ... ..	543

**Table No. 11—contd.**  
**TABLE of DEATHS by Causes in 1929—contd.**

Classification No.	Specific Causes of Death.	Number of Deaths.
<b>V.—DISEASES OF THE RESPIRATORY SYSTEM—contd.</b>		
100	Broncho-pneumonia ... ..	4,595
101 : a	Lobar Pneumonia ... ..	336
101 : b	Pneumonia (not otherwise defined) ... ..	2,586
102 : 1	Empyema ... ..	11
102 : 2	Other pleurisy ... ..	14
103	Congestion and hæmorrhagic infarct of lung ... ..	48
104	Gangrene of the lung ... ..	7
105	Asthma ... ..	797
106	Pulmonary emphysema ... ..	4
107	Other diseases of the respiratory system ... ..	7
<b>VI.—DISEASES OF THE DIGESTIVE SYSTEM.</b>		
108 : 1	Diseases of the teeth and gums ... ..	2
108 : 2	Ludwig's angina... ..	4
108 : 3	Other diseases of the buccal cavity ... ..	2
109 : 1	Tonsillitis, Adenoid vegetations ... ..	18
109 : 2	Other diseases of the pharynx ... ..	...
110	Diseases of the œsophagus ... ..	2
111	Ulcer of the stomach or duodenum ... ..	8
112	Other diseases of the stomach ... ..	16
113, 114	Diarrhœa and enteritis ... ..	868
115	Ankylostomiasis ... ..	1
116	Diseases due to other intestinal parasites ... ..	16
117	Appendicitis ... ..	28
118 : a	Hernia ... ..	25
118 : b	Intestinal obstruction ... ..	59
119	Other diseases of the intestines... ..	15
120	Acute yellow atrophy of the liver ... ..	8
121	Hydatid tumour of the liver ... ..	...
122	Cirrhosis of the liver ... ..	89

**Table No. 11—contd.**  
**TABLE of DEATHS by Causes in 1929—contd.**

Classification No.	Specific Causes of Death	Number of Deaths.
<b>-VI—DISEASES OF THE DIGESTIVE SYSTEM—contd.</b>		
123	Biliary calculi ... ..	2
124: a	Abscess of the liver ... ..	18
124: b	Other diseases of the liver ... ..	62
125	Diseases of the pancreas ... ..	...
126	Peritonitis without stated cause ... ..	40
127	Other diseases of the digestive system ... ..	2
<b>VII.—NON-VENEREAL DISEASES OF THE GENITO-URINARY SYSTEM AND ANNEXA.</b>		
128	Acute nephritis (including unspecified under 10 years of age) .	33
129	Chronic nephritis ( " " over " " ) .	222
130	Chyluria ... ..	1
131	Other diseases of the kidney and annexa ... ..	24
132	Calculi of the urinary passages ... ..	3
133: 1	Cystitis ... ..	8
133: 2	Other diseases of the bladder ... ..	2
134: a	Stricture of the urethra ... ..	4
134: b	Other diseases of the urethra ... ..	6
135	Diseases of the prostate ... ..	8
136	Non-venereal diseases of the male genital organs ... ..	7
137	Cysts, and other tumour of the ovary not returned as malignant ... ..	2
138: 1	Salpingitis ... ..	5
138: 2	Pelvic abscess in females ... ..	6
139	Tumours of the uterus not returned as malignant ... ..	2
140	Non-puerperal uterine hæmorrhage ... ..	...
141	Other diseases of the female genital organs ... ..	2
142	Non-puerperal diseases of the breast ... ..	2
<b>VIII.—THE PUEPERAL STATE.</b>		
143	Accidents of pregnancy ... ..	30
144	Puerperal hæmorrhage ... ..	18

**Table No. 11—contd.**  
**TABLE of DEATHS by Causes in 1929—contd.**

Classification No.	Specific Causes of Death.	Number of Deaths.
<b>VIII.—THE PUERPERAL STATE—contd.</b>		
145	Other accidents of child-birth ... ..	31
146	Puerperal sepsis ... ..	81
147: 1	Puerperal phlegmasia alba dolens not returned as septic ... ..	...
147: 2	Puerperal embolism and sudden death ... ..	6
148	Puerperal albuminuria and convulsions ... ..	31
149	Child-birth not assignable to other headings (puerperal insanity) ... ..	...
150	Puerperal diseases of the breast ... ..	...
<b>IX.—DISEASES OF THE SKIN AND CELLULAR TISSUE.</b>		
151	Gangrene ... ..	17
152	Carbuncle, boil ... ..	10
153	Cellulitis, acute abscess ... ..	35
154	Other diseases of the skin and its annexa ... ..	15
<b>X.—DISEASES OF THE BONES AND ORGANS OF LOCOMOTION.</b>		
155: 1	Acute infective osteomyelitis and periostitis ... ..	7
155: 2	Other diseases of the bones ... ..	3
156	Diseases of the joints ... ..	3
157	Amputations ... ..	1
158	Other diseases of the organs of locomotion ... ..	1
<b>XI.—CONGENITAL MALFORMATIONS.</b>		
159	Congenital malformations ... ..	16
<b>XII.—DISEASES OF EARLY INFANCY.</b>		
160	Congenital debility, sclerema and icterus ... ..	2,174
161: 1	Premature birth ... ..	582
161: 2	Injury at birth ... ..	9
162: 1	Diseases of the umbilicus ... ..	2
162: 2	Atelectasis ... ..	36
162: 3	Other diseases peculiar to early infancy ... ..	4
163	Lack of care ... ..	6

**Table No. 11—contd.**  
**TABLE of DEATHS by Causes in 1929—contd.**

Classification No.	Specific Causes of Death.	Number of Deaths.
	<b>XIII.—OLD AGE.</b>	
164: 1	Senile dementia ... ..	1
164: 2	Other forms of senile decay ... ..	1,798
	<b>XIV.—EXTERNAL CAUSES.</b>	
	<i>(a) Suicide. (165-174.)</i>	
165, 166	By solid or liquid poisons and corrosive substances ... ..	53
167	By poisoning gas ... ..	4
168	By hanging or strangulation ... ..	9
169	By drowning ... ..	5
170	By firearms ... ..	2
171	By cutting or piercing instruments ... ..	5
172	By jumping from high place ... ..	1
173	By crushing ... ..	6
174	By other means ... ..	6
	<i>(b) Violent deaths excluding suicide and homicide. (175-196 ; 201-203).</i>	
175	Food poisoning ... ..	4
176	Poisoning by venomous animals ... ..	1
177	Other acute accidental poisonings (not by gas) ... ..	11
178	Conflagration ... ..	3
179	Accidental burns (conflagration excepted) ... ..	101
180	Accidental mechanical suffocation ... ..	5
181	Accidental absorption of irrespirable or poisonous gas ... ..	1
182	Accidental drowning ... ..	29
	<i>(c) Accidental injury.</i>	
183	By firearms ... ..	8
184	By cutting or piercing instruments ... ..	...
185	By fall ... ..	14
186	In mining and quarrying ... ..	...
187	By machinery ... ..	...
188	By other forms of crushing (road vehicles, on railways, etc.) .	27

**Table No. 11—concluded.**  
**TABLE of DEATHS by Causes in 1929—concluded.**

Classification No.	Specific Causes of Death.	Number of Deaths.
<b>XIV.—EXTERNAL CAUSES—contd.</b>		
<i>(c) Accidental injury—(contd.)</i>		
189	Injury by animals (poisoning by venomous animals excepted).	1
190	Wounds of War	...
191	Executions of civilians by belligerent armies	...
192	Hunger or thirst	23
193	Excessive cold	1
194	Excessive heat	7
195	Lightning	...
196	Electricity (lightning excepted)	2
<i>(d) Homicide. (197-199).</i>		
197	By firearms	...
198	By cutting or piercing instruments	98
199	By other means	6
200	Infanticide (under 1 year)	10
201	Fracture (cause not specified)	232
202: 1	Execution	...
202: 2	Other and unstated forms of accidental violence	105
203	Violent deaths of unstated nature	56
<b>XV.—ILL-DEFINED DISEASES.</b>		
204	Sudden death	5
205: 1	Heart-failure (age 1-70)	152
205: 2: a	Fever not defined	189
205: 2: b	Other ill-defined causes	136
205: 3	Cause not specified	29

TABLE of DEATHS among Infants by Causes, Months and Ages in 1929.

Cause of Deaths.	Total.	Months.												Ages.			
		January.	February.	March.	April.	May.	June.	July.	August.	September.	October.	November.	December.	Under 1 week.	1 to 4 weeks.	4 weeks to 6 months.	6 to 12 months.
5 A & B Malaria ... ..	18	1	1	...	2	3	2	1	...	1	2	5	...	...	1	9	6
5a Ague and Remittent Fever ...	113	6	6	6	10	6	6	12	15	6	13	11	17	...	1	32	80
6 Small-pox ... ..	240	12	34	60	41	53	19	12	10	4	1	4	10	...	4	85	151
7 Measles ... ..	37	1	1	5	10	3	7	2	2	2	1	2	1	...	...	5	32
8 Scarlet Fever ... ..	...	...	...	...	...	...	...	...	...	...	...	...	...	...	...	...	...
9 Whooping Cough ... ..	5	...	2	...	1	...	1	...	...	...	...	1	...	...	...	2	3
10 Diphtheria ... ..	5	1	...	...	1	...	1	...	2	...	...	...	...	1	...	...	4
11 Influenza ... ..	9	...	...	...	2	1	2	1	...	1	1	...	1	1	1	3	4
14 Cholera ... ..	...	...	...	...	...	...	...	...	...	...	...	...	...	...	...	...	...
16 Dysentery ... ..	23	1	1	1	3	...	2	4	6	4	1	...	...	...	...	6	17
17-Plague ... ..	...	...	...	...	...	...	...	...	...	...	...	...	...	...	...	...	...
31 Phthisis (Pulmonary Tuberculosis) ...	8	1	1	...	...	1	...	2	1	...	1	...	1	...	1	2	5
32-37 Other Tuberculosis Diseases ...	5	...	...	2	...	1	...	1	...	1	...	...	...	...	...	4	1
56 Rickets ... ..	246	17	6	19	18	36	17	19	18	28	29	19	20	...	3	55	188
58 Syphilis ... ..	17	...	7	...	...	2	3	4	1	...	...	...	...	1	4	6	6
24 Meningococcal Meningitis ...	...	...	...	...	...	...	...	...	...	...	...	...	...	...	...	...	...
80 Convulsions ... ..	662	51	49	70	42	62	56	66	47	68	69	50	32	67	90	339	166
99 Bronchitis ... ..	210	17	15	22	17	19	20	15	29	11	14	19	12	...	1	78	131
100-101 Pneumonia (all forms) ...	2,307	153	151	206	181	262	195	249	214	186	194	171	145	6	22	765	1,514
112-1 Gastritis... ..	...	...	...	...	...	...	...	...	...	...	...	...	...	...	...	...	...
113-114 Diarrhoea and Enteritis ...	303	20	12	22	26	23	18	40	41	29	23	24	25	4	39	132	184
159-3 Congenital Malformation ...	16	2	...	...	1	...	...	...	3	3	3	2	2	3	5	3	...
161-1 Premature Birth ... ..	582	45	53	40	32	39	39	49	70	63	57	47	48	508	71	2	1
160-1 Atrophy, Debility and Marasmus ...	2,181	210	191	189	164	160	125	175	215	189	195	180	168	872	655	535	119
162-2 Atelectasis ... ..	16	...	...	1	1	...	2	3	3	...	3	2	1	15	...	1	...
161-2 Injury at Birth... ..	3	...	...	...	1	...	1	...	1	...	...	...	...	3	...	...	...
180 Suffocation Over-Lying ...	...	...	...	...	...	...	...	...	...	...	...	...	...	...	...	...	...
205-2A Fever not defined ... ..	56	7	3	3	4	2	5	6	4	7	6	6	3	2	11	20	23
Other Causes ... ..	163	10	16	14	12	15	9	15	8	21	14	17	12	54	30	44	35
Total ... ..	7,225	554	549	680	589	668	530	676	690	624	627	560	518	1,542	933	2,123	2,622

TABLE of DEATHS by

Causes of Deaths.	Jains.		Brahmins.		Lingayats.		Whitias.		Baniyas.		Hindus of other Castes.		Hindus, Low Castes.		Musulmans.	
	Male.	Female.	Male.	Female.	Male.	Female.	Male.	Female.	Male.	Female.	Male.	Female.	Male.	Female.	Male.	Female.
	1. Malaria Fever	4	3	18	6	1	1			5	7	38	17	1		17
2. Small-pox	18	16	42	45	8	7	4	5	10	13	251	802	26	47	70	23
3. Measles	2		3	4		2	1	1	2	2	20	29	12	13	9	6
4. Scarlet Fever																
5. Whooping Cough		1		1							1	2				
6. Diphtheria	1	2	1	1							2	3	2		3	2
7. Influenza	4	1	1	1							18	6	1		3	2
8. Encephalitic Intoxication				1		1					1	1	1		1	2
9. Meningococcal Meningitis											4					
10. Tuberculosis of Respiratory System.	9	18	14	25	4	2	1	4	7	15	535	290	33	35	218	184
11. Other Tuberculous Diseases	2	5	7	7				1	3	5	40	38	3	5	21	30
12. Cancer, Malignant Diseases	7	3	5	2			2		4		31	15	3	2	10	9
13. Rheumatic Fever									1		5	2			1	1
14. Diabetes			2	2					1	1	4	1	1		9	8
15. Cerebral Haemorrhage	2	2	3	1			1		4	1	42	14	9		24	7
16. Heart Disease	4	7	8	5			3	2	3	1	61	22	2	1	40	11
17. Arterio-Sclerosis															2	
18. Erysipelas	8	12	34	27	5	11	5	6	8	9	292	267	93	101	130	114
19. Pneumonia (all forms)	110	127	200	183	43	30	17	16	37	69	1,243	1,366	655	623	921	803
20. Other Respiratory Diseases	5	0	13	8	6	1	2		6	3	206	145	65	49	212	171
21. Ulcer of Stomach or Duodenum											5					
22. Diarrhoea and Enteritis	14	8	22	6	5	2	4	1	9	6	170	143	61	71	87	54
23. Appendicitis									1		8	3			5	9
24. Cirrhosis of Liver	1	1	4	2	1					1	52	10	6	1	10	6
25. Acute and Chronic Nephritis	2	2	12	5	1		2	3	1		54	26	5	2	24	16
26. Puerperal Septic		3		3				1		2		39		10		18
27. Other Accidents and Diseases of Pregnancy and Parturition.		6		8				1		3		18		6		24
28. Congenital Debility and Malformation at Birth.	22	21	54	20	13	21	10	6	23	19	718	206	273	216	265	259
29. Poisons	2	9	4		1		2		4		28	10	6	5	7	3
30. Other Deaths from Violence	10	11	21	7	2			2	3	4	273	76	34	20	105	23
A. Plague		2	1								8	6	2		6	
B. Kala Azar																
C. Malaria	4	1	11	11		1		1	2	2	49	41	5	12	20	10
CC. Ague and Remittent Fever.	7	11	18	26	10	11	2	1	2	6	300	153	103	138	123	160
D. Relapsing Fever																
E. Fever not defined	2	2	4	5				2	2	2	28	20	16	19	16	17
F. Cholera	1		1	1							2	1			2	
G. Dysentery	1		20	6	7		1	1	4	8	102	53	20	19	24	17
H. Leprosy			8								21	7	2			1
K. Other defined Diseases	69	76	160	121	21	31	20	21	46	68	1,100	1,117	283	313	603	670
31. Causes ill-defined or unknown	8	4	9	5	7				5	3	61	55	10	13	41	19
Total	27	18	71	28	11	7	10	14	21	13	478	338	123	113	216	140
Males	363		718		129		77		305		6,471		1,843		3,124	
Females		343		564		120		77		239		5,677		1,813		3,470
Parasms	705		1,370		249		154		484		11,548		3,655		6,534	



## Race or Caste, Sex and Cause in 1929.

Parsees.		Jews.		Indian Christians.		Anglo-Indians.		Europeans.		Negro Africans.		Buddhist.		Other and unknown Caste.		All Races.		
Male.	Female.	Male.	Female.	Male.	Female.	Male.	Female.	Male.	Female.	Male.	Female.	Male.	Female.	Male.	Female.	Male.	Females	Persons.
14	11	1	...	11	6	1	2	6	...	...	...	...	...	...	...	109	61	170
11	9	...	1	51	51	1	3	2	3	...	...	1	...	...	...	603	533	1,135
1	1	...	...	3	1	...	...	...	...	...	...	...	1	...	...	52	61	113
...	...	...	...	...	...	...	...	...	...	...	...	...	...	...	...	...	...	...
1	2	...	...	...	...	...	...	...	...	...	...	...	...	...	...	2	6	8
1	2	...	1	1	3	1	...	1	2	...	...	...	...	...	...	12	15	27
4	7	1	...	6	3	...	...	1	...	...	...	...	...	...	...	42	21	63
2	...	...	...	4	...	...	...	1	...	...	...	1	...	...	...	11	5	16
...	...	...	...	1	1	...	...	...	...	...	...	...	...	...	...	5	1	6
11	14	2	1	54	50	9	2	4	2	...	...	2	...	...	...	708	627	1,335
5	6	1	2	7	8	2	1	...	...	...	...	...	...	...	...	77	108	185
8	25	...	3	11	7	4	1	8	...	...	...	...	...	...	...	100	71	171
2	1	...	1	2	2	...	...	1	...	...	...	...	...	...	...	12	7	19
19	10	...	1	4	4	3	...	1	...	...	...	...	...	...	...	45	28	73
23	12	...	...	14	14	1	1	5	...	...	...	...	...	1	...	121	52	173
35	21	3	2	10	12	2	3	4	5	...	...	...	...	...	...	179	90	269
1	...	...	...	...	...	...	...	...	...	...	...	...	...	...	...	3	...	3
1	5	2	2	7	6	...	...	...	...	...	...	...	...	...	...	588	553	1,141
54	54	20	26	161	106	5	5	6	3	3	1	3	...	...	...	4,275	3,242	7,517
8	9	1	2	14	10	1	3	1	1	1	...	1	...	...	...	530	362	892
1	...	...	...	1	...	...	...	1	...	...	...	...	...	...	...	8	...	8
26	31	5	6	60	68	5	5	4	3	...	...	...	1	...	...	474	394	868
1	1	...	...	1	1	1	1	3	...	...	...	...	...	...	...	20	6	26
3	1	1	...	3	1	1	1	2	1	...	...	1	...	...	...	64	26	89
24	23	1	...	17	13	1	1	3	2	...	...	1	...	...	...	161	94	255
...	...	...	...	...	5	...	...	...	...	...	...	...	...	...	...	...	81	81
...	1	...	3	...	5	...	1	...	2	...	...	...	...	...	...	...	116	116
20	17	12	4	106	97	3	3	3	2	...	...	2	2	...	1	1,532	1,249	2,781
9	2	2	1	1	...	1	...	2	...	...	...	1	...	...	...	70	21	91
14	13	2	2	20	10	3	2	8	1	1	...	...	...	7	4	569	176	745
1	...	...	...	...	2	...	...	...	...	...	...	...	...	...	...	19	10	29
...	...	...	...	...	...	...	...	...	...	...	...	...	...	...	...	...	...	...
5	8	1	1	13	10	2	1	2	...	...	...	...	...	...	...	114	102	216
1	...	...	2	9	9	...	...	...	...	...	...	...	...	...	...	773	767	1,540
...	...	...	...	...	...	...	...	...	...	...	...	...	...	...	...	...	...	...
7	2	2	...	17	10	1	...	3	1	...	...	...	1	...	...	97	92	189
...	...	...	...	...	...	...	...	...	...	...	...	...	...	...	...	6	2	8
9	10	1	4	16	12	2	1	2	3	...	...	...	...	...	...	328	180	358
...	...	...	...	5	1	...	...	...	...	...	...	...	...	...	...	31	9	40
132	159	27	20	121	111	15	12	16	12	1	...	4	1	5	4	2,714	2,761	5,475
20	15	1	2	13	10	...	1	1	...	1	...	1	...	6	4	211	111	322
29	29	6	12	42	34	6	3	9	9	...	...	...	1	18	10	1,077	783	1,860
473	...	90	...	764	...	65	...	91	...	7	1	18	...	10	...	14,564	...	...
...	451	...	87	...	648	...	50	...	43	...	...	6	...	13	...	...	11,901	...
924	...	177	...	1,412	...	115	...	134	...	8	...	24	...	32	...	26,555	...	...

TABLE showing by Race the Rate of Mortality per 1,000 of Population from different Causes of Deaths in 1929.

Race or Caste.	Small-pox.	Measles.	Plague.	Scarlet Fever.	Kala-Azar.	Enteric Fever.	Malaria.	Ague and Remittent Fever.	Relapsing Fever.	Influenza.	Cholera.	Diar-rhoea and Enteritis.	Dysentery.	Tuber-culous Diseases.	Respira-tory Diseases.	Acci-dents.	All other Causes.	Total.
Hindus Low Caste	0.4	0.1	...	.....	...	.....	.....	2.0	.....	.....	.....	0.7	0.2	0.4	8.5	0.3	6.5	19.6
Hindus of all other Caste	1.0	.....	.....	.....	.....	0.1	0.2	1.0	.....	.....	.....	0.4	0.2	1.0	6.7	0.5	6.7	18.3
Hindus all Caste	0.9	.....	.....	.....	.....	.....	0.1	1.2	.....	.....	.....	0.5	0.2	0.9	7.0	0.5	6.7	18.5
Mussalmans	0.5	.....	.....	.....	.....	0.1	0.1	1.5	.....	.....	.....	0.7	0.2	2.4	11.5	1.0	11.4	30.1
Parsees	0.3	.....	.....	.....	.....	0.4	0.2	.....	.....	0.2	.....	1.0	0.3	0.6	2.4	0.6	10.7	17.4
Jews	0.1	.....	.....	.....	.....	0.1	0.2	0.7	.....	0.1	.....	1.3	0.6	0.7	6.5	0.8	10.3	21.7
Christians	1.9	.....	.....	.....	.....	0.3	0.4	0.3	.....	0.1	.....	2.3	0.5	2.2	5.6	0.5	11.7	26.4
Anglo-Indians	0.7	.....	.....	.....	.....	0.5	0.5	.....	.....	.....	.....	1.9	0.5	2.7	2.7	1.1	11.4	22.7
Europeans	0.3	.....	.....	.....	.....	0.3	0.1	.....	.....	.....	.....	0.4	0.3	0.3	0.6	0.6	4.8	8.1
Buddhists	0.4	0.4	.....	.....	.....	.....	.....	.....	.....	.....	.....	0.4	.....	0.8	1.7	0.4	6.0	10.3
Other and Unknown Caste	.....	.....	.....	.....	.....	.....	.....	.....	.....	.....	.....	.....	.....	.....	.....	186.4	355.9	542.3
<b>TOTAL</b>	<b>0.8</b>	.....	.....	.....	.....	<b>0.1</b>	<b>0.2</b>	<b>1.1</b>	.....	.....	.....	<b>0.7</b>	<b>0.3</b>	<b>1.1</b>	<b>7.3</b>	<b>0.8</b>	<b>7.8</b>	<b>20.4</b>

## Statement showing the number of Deaths by Causes in

Serial No.	HOSPITALS.	1	2	3	4	5	6	7	8	9	10	11	12	13	14	15	16	17	18	19	20
		Enteric Fever (1).	Small-pox. (6).	Measles. (7).	Scarlet Fever. (8).	Whooping Cough. (9).	Diphtheria. (10).	Influenza. (11).	Encephalitis Lethargica. (23).	Meningococcal Meningitis (24).	Tuberculosis Respiratory System (31).	Other Tuberculous Diseases. (32-37).	Cancer, Malignant Disease. (43-49).	Rheumatic Fever. (51).	Diabetes (57).	Cerebral Haemorrhage (74,75a).	Heart Disease (87-90).	Arterio-Sclerosis (91b).	Bronchitis. (99).	Pneumonia (all forms). (100-101).	Other Respiratory Diseases. (97, 98, 102-107).
1	Adams Wylie Memorial Hospital	1	...	1	...	...	...	...	...	29	...	...	2	...	...	1	...	4	15	2	
2	Albless Cama Hospital	3	...	...	...	...	1	...	...	10	7	1	...	...	3	5	...	3	25	3	
3	Arthur Road Hospital	...	224	3	...	...	9	2	...	1	...	...	...	...	...	...	...	1	4	...	
4	Bai Motilal & Sir D. M. Petit Hospital.	...	1	...	...	...	...	...	...	1	2	2	...	...	...	...	1	...	9	4	
5	Bai Bukshamani Lying-in Hospital	...	...	...	...	...	...	...	...	...	...	...	...	...	...	...	...	...	...	...	
6	Dr. Bhajekar's Hospital	...	...	...	...	1	...	...	...	...	1	1	...	1	...	...	...	...	1	1	
7	B. D. Petit Parsee General Hospital.	5	...	...	...	1	2	1	...	10	2	2	...	5	6	10	2	...	16	6	
8	Colaba Station Hospital	...	...	...	...	...	...	...	...	...	...	1	...	...	...	...	...	...	2	...	
9	Dr. D'Sa's Hospital	...	...	...	...	...	...	...	...	...	...	...	...	...	...	...	...	...	...	...	
10	Goculdas Tejpal Hospital	10	...	...	...	...	1	6	...	87	24	11	3	1	7	10	...	5	166	1	
11	Sir J. J. Hospital	...	11	...	...	...	3	2	...	166	33	26	2	7	19	42	1	19	175	38	
12	Dr. Kerrawalla's Hospital	...	...	...	...	...	...	...	...	...	...	...	1	...	...	...	...	...	...	...	
13	King Edward VII Memorial Hospital.	24	...	...	...	3	2	1	...	47	28	24	2	8	8	31	1	8	146	27	
14	Matunga Leper Asylum	...	...	...	...	...	...	...	...	1	...	...	...	...	...	...	...	...	2	1	
15	Maratha Hospital	...	...	3	...	1	1	4	...	216	1	1	...	...	...	...	...	...	5	...	
16	Marine Lines Hospital	1	...	...	...	...	...	...	...	1	...	...	...	...	...	...	...	...	2	...	
17	Municipal Maternity Homes..	...	...	...	...	...	...	...	...	...	...	...	...	...	1	...	...	2	...	...	
18	Dr. Masina's Hospital	5	...	...	1	1	2	...	...	2	2	3	1	1	3	...	1	...	10	3	
19	Dr. Parakh's Hospital	...	...	...	...	...	...	...	...	...	...	...	...	...	...	...	...	...	...	...	
20	Parsee Fever Hospital	...	...	...	...	...	...	...	...	...	...	...	...	...	...	...	...	...	...	...	
21	Parsee Lying-in Hospital	...	...	...	...	...	...	...	...	1	...	...	...	...	...	...	...	...	3	...	
22	Police Hospital	2	...	...	...	...	...	...	1	...	...	...	1	1	...	...	2	...	1	...	
23	Dr. Purandare's Hospital	...	...	...	...	...	...	...	...	...	...	...	...	...	...	...	...	...	...	...	
24	St. Joseph's Foundling Home.	...	...	...	...	...	...	...	...	4	2	...	...	...	...	...	...	...	10	1	
25	St. George's Hospital ..	8	2	...	...	8	...	1	...	12	2	10	1	3	4	4	...	...	5	2	
26	Other Private Hospitals	11	2	1	...	1	...	3	...	2	15	22	17	1	9	5	5	...	2	124	10
	Total	81	229	8	...	3	19	20	11	3	803	128	99	14	38	54	109	8	42	723	68



TABLE of DEATHS by Age, Sex and Cause in 1929.

AGE.	1		2		3		4		5		6		7		8		9		10	
	Enteric Fever.	Small-pox.	Measles.	Scarlet Fever.	Whooping Cough.	Diphtheria.	Influenza.	Encephalitis Lethargica.	Meningococcal Meningitis	Tuberculosis of Respiratory System.										
	Males.	Females.	Males.	Females.	Males.	Females.	Males.	Females.	Males.	Females.	Males.	Females.	Males.	Females.	Males.	Females.	Males.	Females.	Males.	Females.
Under 7 days	...	...	...	...	...	...	...	...	...	...	1	...	1	...	...	...	...	...	...	...
1 to 4 weeks	...	...	2	2	...	...	...	...	...	...	...	...	1	...	...	...	...	...	...	1
4 weeks to 6 months	...	1	41	44	2	4	...	...	1	1	...	...	2	1	...	...	...	...	1	1
6 months to 12 months	1	1	65	66	14	17	...	...	1	2	2	2	2	2	...	...	...	...	3	2
Total under 1 year	1	2	108	132	16	21	...	...	2	3	3	2	6	3	...	...	...	...	4	4
1 to 2 years	...	2	65	100	14	17	...	...	...	1	2	1	1	...	...	...	...	...	1	1
2 to 5 "	5	3	86	101	12	18	...	...	...	1	2	2	...	1	...	1	...	...	1	6
5 to 10 "	4	3	78	67	6	7	...	...	...	1	5	8	1	2	...	...	...	...	4	8
10 to 15 "	7	6	24	22	1	...	...	...	...	...	...	...	...	1	...	...	3	1	10	42
15 to 20 "	14	10	47	36	2	1	...	...	...	...	...	...	2	2	...	1	1	...	43	87
20 to 30 "	32	16	141	54	...	...	...	...	...	...	...	...	9	3	1	...	1	...	198	241
30 to 40 "	21	8	46	12	1	2	...	...	...	...	...	1	7	5	5	1	...	...	226	150
40 to 50 "	11	5	10	6	...	...	...	...	...	...	...	...	12	3	2	1	...	...	133	63
50 to 60 "	9	3	1	2	...	...	...	...	...	...	...	1	1	1	3	...	...	...	61	17
60 and over	5	3	1	1	...	...	...	...	...	...	...	...	3	1	...	1	...	...	27	8
Age Unspecified	...	...	...	...	...	...	...	...	...	...	...	...	...	...	...	...	...	...	...	...
ALL AGES. { Males	109	...	602	...	52	...	...	...	2	...	12	...	42	...	11	...	5	...	708	...
ALL AGES. { Females	...	61	...	533	...	61	...	...	...	6	...	15	...	21	...	5	...	1	...	627
ALL AGES. { Persons	170	...	1,135	...	113	...	...	...	8	...	27	...	63	...	16	...	6	...	1,335	...

16--continued.

TABLE of DEATHS by Age, Sex and Cause in 1929--continued.

AGE.	11		12		13		14		15		16		17		18		19		20		21	
	Other Tuberculous Diseases.		Cancer, Malignant Disease.		Rheumatic / Fever.		Diabetes.		Cerebral Haemorrhage.		Heart Disease.		Arterio-Sclerosis.		Bronchitis.		Pneumonia (all forms).		Other Respiratory Diseases.		Ulcer of Stomach or Duodenum.	
	Males.	Females.	Males.	Females.	Males.	Females.	Males.	Females.	Males.	Females.	Males.	Females.	Males.	Females.	Males.	Females.	Males.	Females.	Males.	Females.	Males.	Females.
Under 7 days	...	...	...	...	...	...	...	...	...	1	...	...	...	...	...	...	2	4	...	...	...	...
1 to 4 weeks	...	...	...	...	...	...	...	...	...	...	...	...	...	...	1	...	9	13	...	1	...	...
4 weeks to 6 months	2	2	...	...	...	...	...	...	...	...	...	...	...	...	38	40	418	347	1	1	...	...
6 months to 12 months	1	...	...	...	1	...	...	...	...	...	...	...	...	...	67	64	796	718	3	...	...	...
Total under 1 year	3	2	...	...	1	...	...	...	...	1	...	...	...	...	106	104	1,225	1,082	4	2	...	...
1 to 2 years	...	2	...	...	...	...	...	...	...	...	...	...	...	...	74	81	709	748	3	1	...	...
2 to 5 "	4	6	...	...	...	...	1	...	...	1	1	...	...	...	42	46	407	434	2	5	...	...
5 to 10 "	4	3	2	...	...	...	...	...	1	1	1	2	...	...	10	15	136	162	1	2	...	...
10 to 15 "	7	13	...	1	1	...	...	1	...	1	3	2	...	...	5	13	65	93	1	1	...	...
15 to 20 "	1	15	...	1	...	...	...	...	2	1	3	4	...	...	5	15	130	94	4	7	...	...
20 to 30 "	14	36	8	3	1	2	3	...	6	2	18	9	...	...	39	48	478	223	19	15	...	...
30 to 40 "	32	19	13	10	2	3	1	3	15	3	36	9	...	...	59	46	461	162	54	36	4	...
40 to 50 "	11	10	30	21	4	2	4	7	27	4	39	17	1	...	76	74	323	108	96	61	2	...
50 to 60 "	8	2	26	17	2	...	18	6	23	16	39	15	...	...	106	61	204	71	177	110	2	...
60 and over	3	...	21	18	1	...	18	11	47	22	30	32	2	...	66	51	137	66	169	222	...	...
Age Unspecified	...	...	...	...	...	...	...	...	...	...	...	...	...	...	...	...	...	...	...	...	...	...
ALL AGES. { Males	77	...	100	...	12	...	45	...	121	...	179	...	3	...	588	...	4,275	...	530	...	8	...
ALL AGES. { Females	...	108	...	71	...	7	...	28	...	52	...	90	...	...	...	553	...	...	...	362	...	...
ALL AGES. { Persons	185	...	171	...	19	...	73	...	173	...	269	...	3	...	1,141	...	7,517	...	892	...	8	...

16—continued.

TABLE of DEATHS by Age, Sex and Cause in 1929—continued.

AGE.	22		23		24		25		26		27		28		29		30		81						
	Diarrhoea and Enteritis (113-114).		Appendicitis (117).		Cirrhosis of Liver (122).		Acute and Chronic Nephritis (128-129).		Puerperal Sepsis (146.)		Other Accidents and Diseases of Pregnancy and Parturition (143-145, 147-150.)		Congenital De-bility and Malformation, Premature Births (159-161).		Suicide (165-174.)		Other Deaths from Violence (175-203).		OTHER DEFINED DISEASES.						
																			A		B		C		
																			Plague (17).		Kala Azar (25-3).		Malaria (5 A & B).		
	Males.	Females.	Males.	Females.	Males.	Females.	Males.	Females.	Males.	Females.	Males.	Females.	Males.	Females.	Males.	Females.	Males.	Females.	Males.	Females.	Males.	Females.	Males.	Females.	
Under 7 days ... ..	1	8	...	...	...	...	...	...	...	...	...	...	791	597	...	...	9	4	...	...	...	...	...	...	
1 to 4 weeks ... ..	18	15	...	...	...	...	...	...	...	...	...	...	404	327	...	...	...	1	...	...	...	...	...	1	
4 weeks to 6 months ...	67	65	...	...	...	...	1	...	...	...	...	...	275	265	...	...	...	1	...	...	...	...	4	5	
6 months to 12 months	76	58	...	...	...	...	...	...	...	...	...	...	61	59	...	...	2	4	...	...	...	...	5	3	
Total under 1 year	162	141	...	...	...	...	1	...	...	...	...	...	1,531	1,248	...	...	11	10	...	...	...	...	9	8	
1 to 2 years ... ..	76	62	...	...	5	5	1	1	...	...	...	...	...	1	...	...	4	5	...	...	...	...	6	5	
2 to 5 " " " "	98	41	1	...	10	7	1	2	...	...	...	...	1	...	...	...	17	13	...	...	...	...	8	9	
5 to 10 " " " "	7	9	...	1	4	5	4	1	...	...	...	...	...	...	...	...	12	9	...	2	...	...	7	7	
10 to 15 " " " "	3	7	...	...	...	...	4	...	...	...	...	1	...	...	1	...	7	6	...	2	...	...	4	4	
15 to 20 " " " "	5	7	1	...	...	1	3	2	...	7	...	18	...	...	2	5	30	25	4	1	...	...	7	9	
20 to 30 " " " "	13	31	4	3	4	...	18	11	...	54	...	62	...	...	21	4	147	38	8	4	...	...	29	21	
30 to 40 " " " "	45	28	7	2	11	2	26	14	...	16	...	30	...	...	28	6	189	14	5	...	...	...	18	18	
40 to 50 " " " "	85	23	5	3	12	3	13	11	...	4	...	5	...	...	8	2	74	15	...	1	...	...	15	10	
50 to 60 " " " "	32	18	...	...	13	2	40	21	...	...	...	...	...	...	8	4	51	17	...	...	...	...	4	5	
60 and over ... ..	48	27	2	...	5	...	50	31	...	...	...	...	...	...	2	...	27	24	2	...	...	...	7	5	
Age Unspecified..	...	...	...	...	...	...	...	...	...	...	...	...	...	...	...	...	...	...	...	...	...	...	...	...	...
ALL AGES { Males ...	474	...	20	...	64	...	161	...	...	...	...	...	1,532	...	70	...	539	...	19	...	...	...	114	...	
ALL AGES { Females ...	...	394	...	8	...	25	...	94	...	81	...	116	...	1,249	...	21	...	176	...	10	...	...	...	102	
ALL AGES { Persons ...	868	...	28	...	89	...	255	...	81	...	116	...	2,781	...	91	...	745	...	29	...	...	...	...	216	

TABLE of DEATHS by Age, Sex and Cause in 1929—concluded.

AGE.	31—concl'd.														32		All Causes.	All Ages.	
	OTHER DEFINED DISEASES—concl'd.														Causes ill-defined or unknown. (204-205).				
	C		D		E		F		G		H		K						
	Ague and Remittent Fever (5 c).		Relapsing Fever (3).		Fever not defined. (205-2 A)		Cholera (14).		Dysentery (16).		Leprosy (20).		Other defined Diseases.						
Males.	Females.	Males.	Females.	Males.	Females.	Males.	Females.	Males.	Females.	Males.	Females.	Males.	Females.	Males.	Females.	Males.	Females.	Persons.	
Under 7 days	...	...	...	...	1	1	...	...	...	...	...	...	65	60	6	5	877	663	1,543
1 to 4 weeks	...	...	...	...	9	2	...	...	...	...	...	...	64	59	2	...	611	432	933
4 weeks to 6 months	...	18	14	...	11	9	...	...	4	2	...	...	243	194	2	...	1,181	997	2,128
6 months to 12 months	...	40	40	...	13	10	...	...	10	7	...	...	208	167	6	3	1,377	1,245	2,622
Total under 1 year	...	59	54	...	34	22	...	...	14	9	...	...	530	470	16	8	3,896	2,329	7,225
1 to 2 years	...	68	52	...	14	11	1	...	23	16	...	...	234	208	19	20	1,320	1,340	2,660
2 to 5	...	80	94	...	7	7	...	...	25	22	...	...	161	198	8	14	920	1,027	1,947
5 to 10	...	36	48	...	4	3	...	...	7	11	1	...	44	54	6	1	380	432	812
10 to 15	...	19	46	...	5	3	...	...	7	2	...	...	29	51	1	...	207	317	524
15 to 20	...	40	52	...	2	2	...	...	4	8	2	...	51	93	3	2	408	506	914
20 to 30	...	135	160	...	9	18	1	...	25	18	4	2	141	309	16	11	1,553	1,398	2,951
30 to 40	...	159	132	...	6	6	3	...	40	17	6	1	247	225	42	8	1,805	989	2,794
40 to 50	...	107	88	...	7	4	...	1	43	8	11	5	160	122	30	12	1,301	697	1,998
50 to 60	...	53	27	...	3	4	...	1	24	7	5	1	203	107	43	16	1,158	552	1,710
60 and over	...	17	14	...	6	12	1	...	16	12	2	...	864	924	28	19	1,616	1,404	3,020
Age Unspecified	...	...	...	...	...	...	...	...	...	...	...	...	...	...	...	...	...	...	...
ALL AGES	Males	773	...	...	97	...	6	...	228	...	31	...	2,714	...	211	...	14,564	...	...
	Females	...	767	...	...	92	...	2	...	130	...	9	...	2,781	...	111	...	11,991	...
	Persons	1,540		...	189		8	...	358		40	...	5,475		322	...	26,555		

95



TABLE of DEATHS by CAUSES and

Order.	Groups.	Nature of Occupation.	CAUSES OF										
			1-205 All Causes.	31 Tuberculosis of Respi- ratory System.	43-49 Cancer Malignant Disease.	51 Rheumatic Fever.	52 (3) Gout.	57 Diabetes.	66 Alcoholism.	67 (1) Plumbism (Lead Poisoning).	70-86 Disease of the Nervous system.	80 (1-4) Valvular Disease of the Heart.	91A. Aneurism.
<b>PRODUCTION OF RAW MATERIALS— CLASS A (I &amp; II)</b>													
1	1-16	Pasture, Agriculture, Farm labourers, &c.	188	0	4	..	..	1	..	..	..	..	..
2	17-16	Fishing and hunting .. .. .	24	..	1	1	..	..	..	..	..	..	1
3	19-21	Mines, metallic minerals, coal, &c., and Petroleum wells.	..	..	..	..	..	..	..	..	..	..	..
4	22	Quarries of hard rocks .. .. .	3	..	..	..	..	..	..	..	..	..	..
5	23-24	Salt works, extraction of saltpetre, alum, &c.	..	..	..	..	..	..	..	..	..	..	..
<b>III.—INDUSTRY.</b>													
6	25-27	Textiles, cotton mills, workers in cotton.	69	4	1	..	..	..	..	..	..	..	..
	28	Jute spinning, weaving, &c. .. .	..	..	..	..	..	..	..	..	..	..	..
	29-30	Rope, twine, and string making, work- ers in other fibres.	..	..	..	..	..	..	..	..	..	..	..
	31-33	Woolen mills, blankets, carpets, &c. .	2	..	..	..	..	..	..	..	..	..	..
	34-36	Workers in silk and hair (camel, horse, &c.)	1	1	..	..	..	..	..	..	..	..	..
	37	Dyeing, bleaching, calico printing, &c.	5	..	..	..	..	..	..	..	..	..	..
	38	Other textiles and millhands, weavers, &c., insufficiently described.	1,008	54	5	..	..	..	..	10	..	..	3
7	39-42	Furriers, workers in leather, bone, &c.	59	1	..	..	..	..	..	..	1	..	..
8	43-46	Sawyers, carpenters, basket makers, &c.	389	12	4	..	..	..	..	1	1	..	2
9	46-48	Workers in iron, makers of guns, &c.	44	5	..	..	..	..	..	..	..	..	..
	49	Workers in brass, copper and bell metal.	8	2	..	..	..	..	..	..	..	..	..
	50	Workers in lead, quicksilver and other metals.	16	3	..	..	..	..	..	..	..	..	..
	51	Workers in mints, die-sinkers, &c. .	4	..	1	..	..	..	..	..	..	..	..
10	52-57	Workers in ceramics, glass, pottery, porcelain, bricks, &c.	8	..	..	..	..	..	..	..	..	..	..
11	58	Making of matches and explosives ..	..	..	..	..	..	..	..	..	..	..	..
	59	Making of aerated waters and ice ..	2	..	..	..	..	..	..	..	..	..	..
	60	Making of dyes, paints and ink .. .	..	..	..	..	..	..	..	..	..	..	..
	61-62	Making, refining vegetable and mineral oils.	..	..	..	..	..	..	..	..	..	..	..
	63	Making of paper, papier mache, &c. .	1	..	..	..	..	..	..	..	..	..	..
	64	Making of soap, candles, perfumes, drugs.	1	..	1	..	..	..	..	..	..	..	..
12	65-72	Bakers, butchers, fish cutters, flour- grinders, makers of other food.	50	6	..	..	..	1	..	3	..	..	..
	73-74	Brewers, distillers, toddy drawers ..	7	..	..	..	..	..	..	..	..	..	..
	75	Making of tobacco, opium and galls.	88	23	1	..	..	..	..	..	..	..	..
13	76-79	Tailors, &c., makers of umbrellas, boots, hats and other articles of dress.	148	21	2	..	..	1	..	3	2	..	1
	80	Washing, cleaning and dyeing clothes.	43	7	..	..	..	1	..	..	..	..	1
	81-82	Barbers and other industries connec- ted with the toilet.	41	..	..	..	..	..	..	..	..	..	1
14	83-84	Furniture, cabinet, tent-makers, carriage painters, upholsters, &c.	2	1	..	..	..	..	..	1	..	..	..
15	85-88	Building industries, lime burners, excavators, stone cutters, &c.	57	2	..	..	..	..	..	2	1	..	..
	89	House decorators, builders, painters, plumbers, tilers, &c.	59	10	3	..	..	..	..	..	..	..	1
16	89-92	Makers of vehicles, ships, aeroplanes, &c.	..	..	..	..	..	..	..	..	..	..	..
17	93	Gas works and electric light .. .	31	2	..	..	..	..	..	..	..	..	..
	94	Printers, lithographers, engravers, &c.	52	11	..	..	..	..	..	..	..	..	1
18	95-97	Book-binders, makers of musical instruments, clocks, &c.	21	3	1	..	..	..	..	..	..	..	..
	98-100	Workers in jewellery, necklaces, toys, &c.	0	6	..	..	..	1	..	1	..	..	1
	101-103	Employees (not actors) in theatres, race-courses, contractors, &c.	5	..	..	..	..	..	..	..	..	..	1
	103	Sweepers, scavengers, &c.	122	7	..	..	..	..	..	2	..	..	..
<b>IV.—TRANSPORT.</b>													
19	104	Persons (not makers) concerned with aerodromes and aeroplanes.	..	..	..	..	..	..	..	..	..	..	..
20	105-110	Persons employed in transport by water.	201	14	2	1	..	..	..	5	3	..	3
21	111-112	Persons employed on construction, &c., of roads and bridges.	8	..	..	..	..	..	..	..	..	..	..
	113-114	Managers and employers connected with vehicles.	25	2	..	..	..	..	..	1	..	..	1
	115-116	Bullocks, ass, etc., owners and drivers	150	13	1	..	..	..	..	2	..	..	1
	117	Porters and messengers .. .. .	4	..	..	..	..	1	..	..	..	..	..
22	118	Railway employees (other than labo- rers).	37	3	2	..	..	..	..	6	1	..	2
	119	Labourers and coolies of railways ..	167	11	..	..	..	..	..	2	..	..	2
23	120	Post, Telegraph and Telephone servi- ces.	50	4	..	..	..	1	..	..	..	..	..

\* Excluding intervening numbers in preceding columns.

OCCUPATIONS in 1929.

DEATH.										Deaths per 1,000 of actual workers by the Census of 1921.	Population by the Census of 1921		Number of Group.
97-107	116	120-124	108-127*	129	128-142	166-174	175-208				Actual workers.	Dependents	
Disease of the Respiratory System.	Hernia.	Disease of the Liver.	Other Diseases of the Digestive System.*	Bright's Disease.	Other Diseases of the Urinary System.	Stomach.	Accidents.	All other Causes.					
34		9	10	1	1		8	82	23.6	6,881	3,596	1-16	
5			3					12	18.6	1,759	1,206	17-18	
										92	185	19-21	
								9	68.2	44	46	22	
										410	172	23-24	
29				1		1	1	32		125,868	58,999	25-27	
										162	184	28	
										277	144	29-30	
2									8.1	149	84	31-33	
										184	407	34-36	
2								8		1,747	1,489	37	
399		7	37	5	6	5	43	480		5,855	3,458	38	
11			3					18	9.5	2,082	2,104	39-42	
61		2	5	2		2	7	40	6.5	21,394	19,113	43-45	
13	1			3				21	5.5	7,325	6,123	46-48	
3		1						2		927	840	49	
10								2	9.7	1,300	1,338	50	
3										145	180	51	
3							1	2	5.2	1,495	1,004	52-57	
2										354	90	58	
									28.6	34	35	59	
										96	42	60	
										189	82	61-62	
1									58.8	17		63	
									9.5	105	91	64	
18			1				2	19	22.8	2,188	1,587	65-72	
2							1	4	8.4	831	708	73-74	
30							2	32	21.2	4,143	1,276	75	
56	2	2	3	3	1	2	6	42	8.9	16,603	11,919	76-79	
36		1	1			1	3	30	14.6	5,575	2,572	80	
16			1	1			3	19	8.9	4,628	2,865	81-82	
									7.0	287	241	83-84	
23	1	4	1		1		2	20	6.3	6,861	6,730	85-84.	
21			1			1	3	19	30.4	1,906	1,789	89	
										354	287	90-92	
3		1			1		1	8	21.0	1,001	948	93	
26				3	1		1	9	18.1	2,878	2,478	94	
6							2	9	20.6	1,016	964	95-97	
15			4	3	1	1	2	15	10.3	4,775	4,197	98-100	
								4	14.7	341	652	101-102	
22		1	3	2		2	4	49	29.1	6,081	3,828	105	
										11	2	104	
90					1	2	12	59	6.5	81,048	8,482	108-110	
3		2	7	1				2	8.2	611	246	111-112	
11			2				3	5	3.8	6,900	5,624	113-114	
68	1	1	6		1	1	8	47	28.2	3,310	5,881	115-116	
2								2	6.8	591	133	117	
19			1	1			2	29	5.2	12,887	12,577	118	
6	1		5	1			15	61	24.9	3,704	4,641	119	
19		1	3				1	20	15.2	2,297	3,005	120	

TABLE of DEATHS by CAUSES AND

Order.	Groups.	Number of Nature of Occupation.	CAUSES OF											
			1-205 All Causes.	31 Tuberculosis of Respiratory System.	43-49 Cancer Malignant Disease.	51 Rheumatic Fever.	52 (3) Gent.	57 Diabetes.	66 Alcoholism.	67 (1) Plumbism (Lead Poisoning).	70-86 Disease of the Nervous system.	90 (1-4) Valvular Disease of the Heart.	91A. Aneurism.	97-99* Other Diseases of the Circulatory System.*
<b>V.—TRADE.</b>														
94-95	121-129	Bank managers, money lenders, brokers, agents, &c., and employees.	111	11	2	1	..	1	..	..	4	..	..	3
96-91	133-138	Traders (not makers) in various wares.	108	6	3	..	..	3	..	..	4	..	..	4
89	139-189	Vendors of wine, liquors, aerated waters, hotel managers and servants.	165	19	..	1	..	..	..	..	..	..	..	3
88	191-199	Dealers in food-stuffs, fish, milk, oil, sugar, &c.	324	22	6	1	..	..	..	..	9	1	..	7
84-86	140-143	Trade in clothing, toilet, furniture, building materials.	74	4	1	..	..	1	..	..	8	1	..	4
87	144-146	Trade in means of transport, hire of horses, &c.	18	3	..	..	..	..	..	..	..	..	..	..
88	147	Dealers in firewood, charcoal and other fuel.	19	..	..	..	..	..	..	..	..	..	..	1
89	148-160	Dealers in jewellery, bangles, books, stationery, &c.	15	1	..	..	..	..	..	..	1	..	..	..
40	161	Dealers in rags, stable refuse, &c.	..	..	..	..	..	..	..	..	..	..	..	..
	142-153	Store and shopkeepers not defined, pedlars and hawkers.	228	10	..	..	..	..	..	..	7	..	..	3
	164	All other Trades	67	7	..	..	..	..	..	..	3	..	..	..
<b>VI.—PUBLIC FORCE.</b>														
41	165-166	Army	8	..	1	..	..	..	..	..	..	..	..	..
42	167	Navy	..	..	..	..	..	..	..	..	..	..	..	..
43	168	Air Force	2	1	..	..	..	..	..	..	..	..	..	..
44	169-160	Police and village watchmen	65	3	..	..	..	..	..	..	1	..	..	..
<b>VII.—PUBLIC ADMINISTRATION.</b>														
45	161-164	Service of the State, Indian, Foreign and Municipal not assigned to any other group.	14	..	3	..	..	..	..	..	1	..	..	..
<b>VIII.—PROFESSIONS AND LIBERAL ARTS.</b>														
46	165	Priests, ministers, &c.	32	2	..	..	..	..	..	..	4	..	..	1
	166	Religious mendicants, inmates of monasteries, &c.	42	8	..	..	..	..	..	..	1	..	..	1
	167-168	Church and mission, temple, burial or burning ground service.	18	..	..	..	..	..	..	..	..	..	..	..
47	169-170	Lawyers, all kinds and their clerks	24	..	..	..	..	..	..	..	2	..	..	2
48	171	Medical practitioners, all kinds of veterinary surgeons, dentists.	26	3	..	..	..	1	..	..	2	..	..	..
	172	Midwives, vaccinators, compounders, nurses.	16	2	..	..	..	..	..	..	..	..	..	..
49	173-174	Professors, teachers and educational clerks.	43	1	1	..	..	..	..	..	2	1	..	3
50	175-179	Scribes, architects, authors, editors, music composers, &c.	55	4	5	..	..	3	..	..	6	..	..	..
<b>IX.—PERSONS LIVING PRINCIPALLY ON THEIR INCOME.</b>														
51	180	Persons living on rent, wages, pensions, &c.	235	2	9	1	..	10	..	..	..	4	1	25
<b>X.—DOMESTIC SERVICE.</b>														
52	181-183	Cooks, doorkeepers, grooms, motor drivers, &c.	477	56	7	..	..	3	..	..	13	4	3	21
<b>XI.—INSUFFICIENTLY DESCRIBED OCCUPATIONS.</b>														
53	184	Manufacturers, businessmen unspecified.	39	2	1	..	..	1	..	..	1	..	..	2
	185	Cashiers, accountants, clerks otherwise unspecified.	297	16	..	3	..	1	..	..	4	4	..	7
	186	Mechanics otherwise unspecified	137	16	4	..	..	1	..	..	4	3	..	..
	187	Labourers and workmen otherwise unspecified.	1,183	78	4	1	..	..	..	..	15	4	..	15
<b>XII.—UNPRODUCTIVE.</b>														
54	188	Inmates of jails, asylums, hospitals and almshouses.	4	..	..	..	..	..	..	..	..	..	..	..
55	189	Beggars and vagrants	253	25	..	..	..	..	..	..	9	..	..	6
	190	Procurers and prostitutes	15	2	..	..	..	..	..	..	..	..	..	..
	191	Other unclassified unproductive occupation.	..	..	..	..	..	..	..	..	1	..	..	..
		Children and others following no occupation.	19,443	794	90	10	..	38	..	..	1,016	21	7	115
		<b>TOTAL</b>	<b>26,555</b>	<b>1,335</b>	<b>171</b>	<b>19</b>	<b>..</b>	<b>73</b>	<b>..</b>	<b>..</b>	<b>1,172</b>	<b>58</b>	<b>10</b>	<b>246</b>

\* Excluding intervening numbers in preceding columns.

—concluded.  
OCCUPATIONS in 1929—concluded.

DEATH.										Death-rate per 1,000 of actual workers by the Census of 1921.	Population by the Census of 1921 (Vide City Table VII-1.)		Number of Group.
97-107	418	120-124	105-127	129	138-143	165-174	175-203				Actual Workers.	Dependants	
Disease of the Respiratory System.	Hemip.	Disease of the Liver.	Other Diseases of the Digestive System.*	Bright's Disease.	Other Diseases of the Urinary System.	Suicide.	Accidents.	All other Causes.					
20	1	3	4	2	2	6	8	22	7.2	15,298	16,971	121-123	
28	1	1	6	4	2	8	1	30	12.4	6,705	9,985	123-126	
55	..	3	5	2	3	1	11	57	16.3	10,137	6,559	129-130	
118	1	..	9	4	1	1	12	182	11.0	29,341	21,746	131-135	
20	..	1	6	1	..	1	1	18	11.9	6,203	6,939	140-143	
3	..	..	..	..	1	..	..	7	77.2	268	240	144-146	
8	..	..	1	1	..	..	..	7	9.2	2,054	1,712	147	
4	..	..	2	..	..	..	..	7	4.6	3,252	8,072	148-160	
..	..	..	..	..	..	..	..	..	..	188	285	151	
50	..	1	7	2	4	8	18	94	6.7	83,628	82,577	152-153	
27	..	2	..	1	..	..	1	16	21.6	2,636	2,932	154	
1	..	..	2	..	..	..	2	2	1.3	6,186	1,944	155-156	
..	..	..	..	..	..	..	..	1	..	14	14	157	
22	..	..	5	..	1	..	13	21	20.1	3,220	8,707	158-160	
4	..	..	2	..	..	..	..	5	1.3	10,278	8,291	161-164	
25	..	3	3	1	..	1	2	10	19.6	2,546	2,392	165	
15	..	..	3	2	1	1	..	10	46.7	200	272	166	
8	..	..	..	1	..	..	..	4	62.0	250	98	167-168	
6	1	..	2	3	..	1	..	8	21.9	1,097	2,293	169-170	
7	..	..	..	..	1	1	1	10	29.7	1,097	2,721	171	
5	..	..	1	1	..	1	..	5	12.2	1,227	1,070	172	
10	..	..	3	..	..	..	2	19	11.7	8,596	4,101	173-174	
12	..	..	4	2	2	1	4	18	11.3	4,647	4,406	175-179	
37	2	3	13	19	3	1	3	99	56.2	4,190	6,674	180	
153	1	4	22	12	..	3	20	147	11.2	42,536	17,846	181-183	
7	..	1	4	2	1	..	1	16	11.3	3,459	5,578	184	
101	2	4	25	12	3	6	10	90	6.6	44,968	49,591	185	
51	4	4	8	1	2	3	8	86	118.3	1,173	1,038	186	
474	1	10	29	4	11	7	104	423	7.6	1,57,872	72,797	187	
..	..	..	1	..	..	..	1	2	8.1	654	1,328	188	
54	..	5	16	14	3	1	29	92	43.7	5,790	811	189	
4	..	..	..	..	..	1	3	4	4.8	3,089	915	190	
..	..	..	..	..	..	..	..	..	..	8	29	191	
3,822	9	109	804	110	53	32	850	8,895	42.4	..	4,58,945	..	
9,550	25	179	1,081	222	115	91	745	11,463	..	..	1,175,914	..	

TABLE of VACCINATION OPERATIONS performed in the City of Bombay in the year 1929.

Ward.	SECTION.	Estimated Population in the Middle of the year.	Number of Depôts in each District.	Number of Vaccinators in each District.	Number of persons Vaccinated (Including Primary and Re-vaccination).			Primary Vaccinations.							Percentage of successful primary vaccinations whose results were known.	Total Number of Re-vaccinations.	Persons successfully vaccinated per 1,000 of population.	Average annual number of persons successfully vaccinated during the past 5 years.		Average annual number of deaths from small-pox during the preceding 5 years.				
					Males.	Females.	Total.	Total.			Successful.							Number.	Ratio per 1,000 of population.	Number.	Ratio per 1,000 of population.			
								Males.	Females.	Total.	Under one year.	Between one and six years.	6 years and above.	Total.								Unknown.		
1	2	3	4	5	6	7	8	9	10	11	12	13	14	15	16	17	18	19	20	21	22	23		
A	Upper Colaba ...	3,714	1	1	1,070	342	1,412	224	230	454	299	114	2	415	39	100.0	958	17.0	353	15.0	7	0.3		
	Middle and Lower Colaba.	20,108			8,895	589	9,484	354	320	674	457	177	7	641	29	99.0	8,810	17.0	515	13.0	1	0.2		
	Fort, South	4,547			1	1	8,796	2,351	11,147	152	147	299	148	59	...	207	91	100.0	10,848	13.0	168	10.0	9	0.6
	Fort, North	54,101																						
Esplanade ...	15,434																							
B	Mandvi ...	41,656	1	1	514	326	840	241	250	494	291	156	8	450	39	99.0	346	11.0	323	8.0	18	0.4		
	Chukla ...	22,794			280	202	482	219	200	419	288	106	5	399	19	100.0	63	18.0	373	16.0	9	0.4		
	Umakhadi ...	47,768			558	574	1,127	500	562	1,062	712	283	9	1,004	49	99.0	65	21.0	863	18.0	16	0.3		
	Dongri ...	20,568			360	290	650	171	187	358	255	83	1	339	17	99.0	292	16.0	342	17.0	5	0.2		
C	Market ...	37,842	1	1	555	846	901	285	289	574	313	214	7	524	33	98.0	327	14.0	490	11.0	16	0.4		
	Dhobi Talao ...	48,982			5,757	1,523	7,280	512	456	968	575	289	11	875	82	99.0	6,812	20.0	648	15.0	35	0.8		
	Fanaswadi ...	31,530			363	296	659	278	255	533	329	166	5	490	36	99.0	126	16.0	467	15.0	25	0.8		
	Bhuleshwar ...	34,317			861	308	669	395	302	697	353	224	2	579	49	98.0	32	17.0	481	14.0	16	0.5		
	Khara Talao ...	24,308			541	232	773	242	214	456	300	116	4	420	33	99.0	317	17.0	369	15.0	10	0.4		
	Kumbharwada ...	35,181			249	271	519	245	267	512	300	176	2	478	29	99.0	7	14.0	422	12.0	10	0.3		
D	Khetwadi ...	44,070	1	1	533	456	989	453	439	892	529	300	6	825	52	99.0	97	19.0	655	15.0	32	0.7		
	Girgaum ...	38,958			1,293	618	1,911	634	600	1,234	762	376	10	1,138	57	99.0	677	30.0	798	20.0	28	0.7		
	Chowpati ...	15,927			1,412	483	1,895	232	229	461	241	167	10	418	43	100.0	1,434	26.0	324	20.0	6	0.4		
	Walkeshwar ...	22,623			170	169	339	143	157	302	203	73	1	277	24	100.0	37	12.0	236	10.0	3	0.1		
	Mahalakshmi ...	45,046			428	382	810	380	374	754	489	223	3	715	39	100.0	56	16.0	626	14.0	33	0.8		
E	Mazagon ...	40,641	2	1	3,424	622	4,046	265	250	515	300	170	4	474	50	100.0	3,521	12.0	554	14.0	17	0.4		
	Tarwadi ...	48,017			419	384	803	347	342	689	416	159	4	579	105	99.0	114	12.0	591	12.0	19	0.4		
	2nd Nagpada ...	23,779			251	192	443	173	182	355	202	90	2	294	68	99.0	88	12.0	313	13.0	13	0.5		
	Kamathipura ...	49,091			2,074	522	2,596	249	255	504	320	123	1	444	58	100.0	2,092	9.0	545	11.0	30	0.6		
	Tardeo ...	34,349			359	423	782	319	316	635	438	141	1	580	54	100.0	247	17.0	540	16.0	16	0.5		
	Byculla ...	100,540			2,244	1,051	3,295	616	640	1,256	773	290	2	1,065	180	99.0	2,139	10.0	1,083	10.0	91	0.9		
	1st Nagpada ...	8,350			127	90	217	83	90	173	105	46	...	151	21	99.0	44	18.0	142	17.0	3	0.4		
F	Parel ...	68,871	2	1	1,449	770	2,219	460	459	919	554	300	10	854	51	100.0	1,300	13.0	772	11.0	27	0.4		
	Sewri ...	54,383			490	305	795	185	237	422	259	114	2	375	43	99.0	373	10.0	496	14.0	9	0.3		
	Sion ...	72,054			6,111	2,222	8,333	657	679	1,336	836	376	7	1,219	109	99.0	6,997	17.0	1,127	16.0	19	0.3		
G	Mahim ...	58,735	2	1	1,682	1,048	2,730	938	936	1,874	1,163	582	22	1,767	100	100.0	856	30.0	1,541	26.0	47	0.8		
	Worli ...	137,607			890	874	1,764	732	842	1,574	1,011	414	11	1,436	127	99.0	190	10.0	1,485	10.0	153	1.1		
	Harbour, Docks, Railways, and Unknown ...	37,797			529	227	756	235	208	443	85	56	1	142	258	98.0	313	4.0	180	5.0	7	0.2		
Total		1,298,708	19	8	52,278	18,488	70,766	10,864	10,924	21,788	13,326	6,153	155	19,634	2,014	99.0	48,978	15.0	17,761	14.0	746	0.6		

100



TABLE of Births registered and of Vaccinations under one year of age performed in the year 1929.

Ward.	SECTIONS.	Total number of births exclusive of still-born.	Deaths under one year.	Number of Infants surviving.	Number of Infants vaccinated under one year.	Percentage of vaccinations to births registered.
A	Upper Colaba	100	19	81	320	69.7
	Middle and Lower Colaba	359	89	270		
	Fort, Southern	48	10	38	480	79.9
	Fort, Northern	553	115	438		
	Esplanade	417	69	348	160	38.4
B	Mandvi	478	224	254	318	66.5
	Chuckla	450	114	336	300	66.7
	Umarchadi	1,207	393	814	750	62.1
	Dongri	322	80	242	264	82.0
C	Market	584	154	430	342	64.0
	Dhobi Talao	836	276	560	622	74.4
	Fanaswadi	643	162	481	358	55.7
	Bhuleshwar	609	206	403	386	63.4
	Khars Talao	563	151	412	326	57.9
	Kumbharwada	594	212	382	313	52.7
D	Khetwadi	909	206	703	562	61.6
	Girgaum	807	231	576	826	102.3
	Chowpati	473	75	398	270	62.3
	Walkeshwar	422	68	354	216	51.2
	Mahalakeshmi	729	181	548	518	71.0
E	Mazagon	675	241	434	331	49.0
	Tarwadi	828	318	510	498	59.5
	Second Nagpada	505	165	340	240	47.5
	Kamathipura	847	264	583	364	43.0
	Tardeo	658	228	430	468	71.1
	Byculla	1,624	764	860	913	56.2
	First Nagpada	222	43	179	117	52.7
F	Parel	1,395	326	1,069	581	41.6
	Sewri	546	179	367	278	50.9
	Sion	1,625	492	1,133	915	56.3
G	Mahim	1,514	373	1,141	1,238	81.8
	Worli	2,753	819	1,934	1,110	40.3
	Harbour, Docks, Railways and Unknown	15	53	..	240	..
	Total	24,220	7,225	16,995	14,621	60.4

SUMMARY of Sanitary Inspections made and Sanitary Improvements secured by the S. M. Is., J. M. Is. and Medical Assistants in 1929.

	No. of Inspections, etc., by	
	S. M. Is. and J. M. Is.	Medical Assistants.
<i>A—Nature of Inspection or premises visited.</i>		
1. Dwelling Houses .. .. .	14,684	31,372
2. Milch Cattle Stables .. .. .	2,187	4,358
3. Other Stables .. .. .	2,453	5,225
4. Dairies and Milkshops .. .. .	5,790	2,918
5. Eating Houses .. .. .	9,201	17,392
6. Markets .. .. .	—	—
7. Other premises where food is sold .. .. .	1,198	1,847
8. Aerated Water Works .. .. .	213	175
9. Other Workshops and Factories .. .. .	5,352	7,346
10. Accumulations of Refuse .. .. .	3,528	6,284
11. Building Works .. .. .	88	370
12. Drains and Fittings .. .. .	11,995	19,353
13. Other Inspections and Inquiries .. .. .	6,881	23,400
Total No. of Inspections .. .. .	63,570	119,535
<i>B—Works, etc., completed.</i>		
1. Dwellings—		
(a) Limewashed .. .. .	1,889	1,998
(b) Water supply provided .. .. .	43	40
(c) Overcrowding abated .. .. .	14	10
(d) Insanitary dwellings evacuated .. .. .	494	566
2. Stables—		
(a) Paved and drained .. .. .	105	84
(b) Cleaned and refuse removed .. .. .	381	700
(c) License cancelled .. .. .	2	2
3. Eating Houses, Dairies, etc.—		
(a) Regulations enforced .. .. .	1,112	1,310
(b) Licenses cancelled .. .. .	6	1
4. Factories and Workshops—		
Limewashing, etc., carried out .. .. .	119	89
5. Drains, etc., repaired .. .. .	3,735	5,186
6. Privies abolished .. .. .	1,325	1,358
7. New W.Cs. provided .. .. .	2,237	1,980
8. Accumulation of Refuse removed .. .. .	1,530	2,057
9. Other Works completed* .. .. .	1,716	1,667
Total Sanitary Work completed .. .. .	14,208	17,048



Meteorological Data (Government Observatory, Colaba), Latitude 18°-53'-36" North, Longitude 72°-48'-56" East.

Months.	WIND.		TEMPERATURE.						HUMIDITY AT 8 HOURS.		RAINFALL.						
	Direc- tion.	Mean Velocity in Miles per hour.	Mean Maxi- mum Temper- ature	Depart- ure from Normal.	Highest in Month.	Mean Mini- mum Temper- ature.	Depart- ure from Normal.	Lowest in Month.	Mean.	Depart- ure from Normal.	Total in the Month.	Depart- ure from Normal.	Heaviest fall in one day,		Minimum fall in one day.		Number of rainy days.
													Inches.	Date.	Inches.	Date.	
1929.	o		o	o	o	o	o	o	%	%	Inches.	Inches.					
January ...	N.	6.4	83.6	+1.0	93.4	66.2	-0.2	53.7	66	-2	0.63	+0.54	0.63	27th	.....	.....	1
February ...	N. N. W.	6.3	84.3	+1.5	96.5	67.4	+0.4	53.2	67	-1	0.00	-0.06	o	.....	o	.....	o
March ...	W. N. W.	5.5	89.9	+4.2	96.2	75.0	+3.4	70.7	72	o	0.02	-0.02	0.02	20th	o	.....	1
April ...	W. N. W.	6.5	91.9	+3.5	95.1	79.0	+3.2	76.4	69	-5	0.04	0.00	0.02	22nd	o	.....	3
May ...	W.	6.9	93.2	+2.5	94.8	82.2	+3.0	79.7	71	-3	0.00	-0.68	o	.....	o	.....	o
June ...	S. S. W.	9.8	87.2	-1.0	93.4	77.9	-0.4	73.3	84	+3	26.09	+6.41	5.29	5th	o	.....	25
July ...	W. S. W.	9.1	86.0	+0.8	88.9	77.4	+1.1	74.7	84	-1	15.75	-8.17	3.29	10th	o	.....	28
August ...	W. S. W.	9.2	85.8	+1.0	87.1	76.3	+0.6	74.1	81	-3	5.85	-7.36	0.88	21st	o	.....	30
September ...	W. N. W.	6.3	87.2	+3.2	94.8	76.4	+1.1	73.3	83	o	6.49	-3.80	1.57	17th	o	.....	16
October ...	N. N. W.	5.2	89.2	+0.6	94.6	76.0	+0.8	73.1	78	o	3.78	+1.72	1.88	3rd	o	.....	5
November ...	N. N. E.	6.5	91.6	+1.6	94.7	74.5	+2.5	68.4	68	-2	0.23	-0.17	0.18	6th	o	.....	3
December ...	N.	6.5	85.7	-0.7	94.0	67.9	-0.6	55.5	64	-4	0.86	+0.81	0.84	19th	o	.....	2

104

# INDEX

	PAGE
Administration and Divisions of the City ...	31
Adulteration of Food ...	51
Analyst, Municipal, Annual Report of ...	51
Appendix—Supplementary Reports and Tables ...	37
Area and Population ...	2
Arthur Road Hospital—Annual Report ...	39
Births and Birth-rates ...	2
„ by Months ...	2
„ „ Races ...	3
Causes of Deaths ...	4
Certificates of the Cause of Death ...	4
Cholera ...	17
Conservancy ...	32
Consumption ...	17
Deaths and Death-rate ...	3
„ by Months ...	6
„ „ Occupation ...	6
„ „ Sections ...	6
„ „ Sex and Age ...	3
„ —Causes of ...	4
„ from Principal Causes ...	5
Disinfection ...	30
Dispensaries—Municipal ...	31
Dogs—Destruction of ...	32
Epidemic Diseases ...	15
Food—Seizure of and Adulteration ...	33
Hospitals—Isolation ...	...39 and 46
Housing ...	35
Infant Mortality ...	6
Infant Mortality—Prevention of ...	10
Infant Welfare Centres ...	12
Infectious Diseases ...	15
Influenza ...	17
Legal Proceedings ...	34
Malaria, Ague and Remittent Fevers ...	19
Malaria—Anti-Malarial Work ...	19
Maratha Hospital—Annual Report ...	46
Maternity Homes ...	12
Medical Relief... ...	31
Meteorology of 1929 ...	12
Midwives—Municipal ...	10
Milk—Adulteration of ...	33
Milk Supply ...	33
Notices under Municipal Act ...	34
Notification of Infectious Diseases ...	15

	PAGE
Nurses—Municipal	10
Phthisis	17
Plague ...	15
Population	2
Prosecution	34
Review of the year	1
Small-pox	16
Still-births *	3
Tuberculosis	17
Vaccination	16
Vaccination—Report of the Superintendent...	60
Venereal Diseases	28
Water Supply ...	34