

BRITISH LIBRARY
BRANCH LIBRARY
BOMBAY

ADMINISTRATION REPORT

OF THE

MUNICIPAL COMMISSIONER

FOR THE

CITY OF BOMBAY

FOR THE YEAR 1921-22.



16/2

BOMBAY :
PRINTED AT THE TIMES PRESS.

SERVANTS OF INDIA SOCIETY
BRANCH LIBRARY
BOMBAY



ADMINISTRATION REPORT


OF THE

MUNICIPAL COMMISSIONER

FOR THE

CITY OF BOMBAY

FOR THE YEAR 1921-22.



BOMBAY :
PRINTED AT THE TIMES PRESS.

1922.

CONTENTS.

PART I.

| | | PAGES |
|---|--|---------|
| STANDING COMMITTEE'S "REVIEW" OF THE REPORT | | i-xxi |
| COMMISSIONER'S REPORT | | 1-18 |
| ACCOMPANIMENTS. | | |
| 1. FINANCIAL | ... Report of the Chief Accountant, with Appendices ... | 21-134 |
| 2. REVENUE | ... { Report of the Assessor and Collector... .. 135-139 Report of the Deputy Assessor and Town Duty Refund Officer 141-144 | |
| 3. PUBLIC WORKS | ... { Report of the Special Engineer, Development Works 145-151 Municipal Building Construction 145-148 Schemes—Overbridges, Roads, &c. 148-150 Miscellaneous Works 150-151 Report of the Executive Engineer 153-173 Disposal of Town Sweepings 153 Drainage 154-157 Mechanical Branch 157-160 Roads 160-164 Footpaths... .. 164 Tramways 164 Public Lighting 165-166 Private Building Construction (including setbacks) 167-172 Repairs to Municipal Buildings, Plague Measures, &c.... .. 173 Report of the Hydraulic Engineer 175-184 Report of the Chief Officer, Fire Brigade 185-190 Report of the Superintendent of Gardens 191-193 Report of the Curator and Secretary, Victoria and Albert Museum 195-196 Report of the General Stores Department 197-199 | |
| 4. LICENSES... | ... Report of the Superintendent of Licenses | 201-204 |
| 5. MARKETS... | ... Report of the Superintendent of Markets | 205-209 |
| 6. EDUCATIONAL | ... Report of the Schools Committee | 211-255 |
| 7. AUDITORS' REPORTS | | 257-273 |

PART II.

| | | |
|---------------------|--|--|
| 8. PUBLIC HEALTH... | ... { Health Officer's Report 1-36 Report of the Medical Officer-in-Charge, Arthur Road Hospital 39-43 Report of the Medical Officer-in-Charge, Maratha Plague Hospital 45-48 Report of the Municipal Analyst 49-56 Report of the Superintendent of Vaccination 57-59 Vital Statistics of Health Officer's Report 61-106 Table showing Meteorological Data 107 | |
|---------------------|--|--|

Review by the Standing Committee of the Administration Report of the Municipal Commissioner for the City of Bombay for the year 1921-22.

Corporation and Standing Committee.

Sir Sassoon David, Bart., was President of the Corporation, and Mr. H. P. Mody, M.A., LL.B., Chairman of the Standing Committee, for the year.

2. 81 meetings were held by the Corporation, and 57 by the Standing Committee. There were besides 105 meetings of Committees of the Corporation and 19 meetings of Sub-Committees of the Standing Committee.

3. Mr. Cowasji Jehangir, C.I.E., O.B.E., resigned his seat on the Corporation with effect from the 8th December 1921 on his having been appointed temporarily to be a member of the Executive Council of His Excellency the Governor of Bombay, and the Corporation thus lost the services of one of their colleagues who had served the City for a long period of 18 years with admirable ability and self-sacrifice.

4. During the year the Corporation presented Addresses of Welcome to the newly appointed Viceroy and Governor-General of India the Right Honourable the Earl of Reading, and to His Royal Highness the Prince of Wales.

Commissioner.

5. Mr. H. B. Clayton, I.C.S., continued to hold the office of Municipal Commissioner throughout the year.

Financial.

6. With taxation at the same rates as in the previous year, the year's income shows a net increase of Rs. 30,03,812 over that of the previous year, while the net result of the transactions shows a surplus of Rs. 6,82,055 against a deficit of Rs. 59,104 for the preceding year. The year opened with a Working Cash Balance of Rs. 74,57,865, including Rs. 13,53,551 being renewals of grants for 1920-21 and previous years, Rs. 15,76,574, the contribution payable to the City Improvement Trust during the year under report, Rs. 1,00,000, the minimum cash balance required under the Municipal Act, Rs. 7,02,623, the value of stores in hand, and Rs. 6,77,434, the amount advanced for the purchase of plant and machinery, and closed with a balance of Rs. 81,39,920. Exclusive of Rs. 17,95,108, reserved for lapsed grants required to be renewed in 1922-23, Rs. 17,85,007, ear-marked for payment to the City Improvement Trust on 1st May 1922, Rs. 1,00,000, the minimum balance required by law, Rs. 12,48,800, the value of stores in hand, Rs. 10,27,135 the value of plant and machinery, Rs. 1,75,500, the aggregate net amount of miscellaneous advances, the real unhypothecated Cash Balance at the close of the year stood at Rs. 20,08,370 against Rs. 27,41,970 at the close of the year preceding. Taking this sum of Rs. 20,08,370 as the opening asset at the beginning of the current year, the Chief Accountant in paragraph 32 of his report shows that such large liabilities had been undertaken against it upto 1st September 1922 that the balance available for meeting further liabilities was only about a lakh on that date. But it has subsequently transpired that our Revenue realizations during the current year will be about Rs. 7½ lakhs more than was estimated in September 1922, and

that the outstanding stores balances will decrease towards the end of the year by about Rs. 4 lakhs, thus relieving the advances made from Surplus Cash Balance for the purpose, and that a rebate of Rs. 1½ lakhs will be given to Revenue from Capital as the interest charges on amounts advanced for financing Capital schemes. The Cash Balance at the end of the current year is therefore estimated to stand at about Rs. 14 lakhs, exclusive of the minimum of Rs. 1 lakh required by law.

7. The property taxes, which are the stable sources of Municipal revenue, had during the preceding three years 1920-21, 1919-20 and 1918-19, brought in an increase of Rs. 4,55,940, Rs. 4,74,824 and Rs. 13,20,317 respectively, over the income of the corresponding previous years. In the year under review, however, the taxes yielded an increase of Rs. 15,19,045 over the income of the year 1920-21, indicating that they had regained their waning vitality.

INCOME.

8. There was a rise of Rs. 30,03,812 in the income for the year, which, beating all previous records, amounted to Rs. 2,31,47,009 against Rs. 2,01,43,197 for the previous year. The General Tax brought in a substantial increase of Rs. 9,90,308 over the income of the preceding year due partly to increased activity in the building operations and partly to enhancement of the rateable value. The Water and Halalkore Taxes yielded, respectively, Rs. 2,87,862 and Rs. 2,40,875 more than they did in the previous year, for the same reason. Wheel Tax and Tolls accounted for an increase of Rs. 51,901 due to increased receipts on account of public and private conveyances. The receipts from Cotton Import Duty contributed an increase of Rs. 11,15,032 over the previous year's collection of Rs. 3,77,100 which was for three months only as the duty is being levied from the 1st January 1921. Government contributed Rs. 1,94,226 more than in the preceding year towards the cost of primary education owing to increased expenditure on education. There was also a net increase of Rs. 1,96,615 from Miscellaneous Receipts and Ground Rent. Taking all factors of expansion into consideration and eliminating all variable and unreliable sources of revenue, the Chief Accountant estimates the permanent expansion in the income of the Municipality at Rs. 30,00,000.

INCIDENCE OF TAXATION.

9. The following table shows the incidence of taxation per head of population for the last quinquennium :—

| Year. | | | | | | | | | | | | Incidence per head of population. | | | | |
|---------|----|----|----|----|----|----|----|----|----|----|----|-----------------------------------|----|----|----|---|
| | | | | | | | | | | | | Rs. | a. | p. | | |
| 1917-18 | .. | .. | .. | .. | .. | .. | .. | .. | .. | .. | .. | .. | .. | 13 | 9 | 4 |
| 1918-19 | .. | .. | .. | .. | .. | .. | .. | .. | .. | .. | .. | .. | .. | 15 | 14 | 2 |
| 1919-20 | .. | .. | .. | .. | .. | .. | .. | .. | .. | .. | .. | .. | .. | 16 | 9 | 2 |
| 1920-21 | .. | .. | .. | .. | .. | .. | .. | .. | .. | .. | .. | .. | .. | 14 | 10 | 6 |
| 1921-22 | .. | .. | .. | .. | .. | .. | .. | .. | .. | .. | .. | .. | .. | 16 | 15 | 3 |

The incidence of taxation for the first three years ending 1919-20 has been calculated on the Census for 1911 (9,79,445), while that for the years 1920-21 and 1921-22 on the Census for 1921 (11,75,914).

EXPENDITURE.

10. The total expenditure for the year reached the unprecedented figure of Rs. 2,24,64,954, indicating an advance of Rs. 22,62,653 on the outlay of Rs. 2,02,02,301 for the previous year. Owing to the numerous changes introduced in the year of report in the methods of accounting, it became almost impossible

for the Chief Accountant to institute a proper comparison between the expenditure under the several Budget heads of the two years 1920-21 and 1921-22 and to explain many of the variations. For the same reason, it was not possible for him to calculate as usual the permanent increase in the expenditure of the Municipality during the year 1921-22. But it must be very large, probably not less than Rs. 20,00,000. The following remarks in the concluding portion of paragraph 31 of his report, on the financial position of the Municipality, deserve attention :—

“ With the large loan works and improvement schemes being undertaken, the demand for better roads, better lighting, and more extended education, I think it advisable that we should seriously review our financial position and get a clearer conception than we have at present of the liabilities to which we are already committed, those which must be faced in the near future and the resources we have at our disposal with the present limits of taxation. We will then have a clearer vision of the direction in which and the extent to which we will need to supplement our resources. I am aware that the matter is engaging attention, but I would respectfully point out that while the question is being considered, our liabilities are being increased to an extent which I am not aware we had till quite recently contemplated. We have no longer a surplus cash balance at our disposal in case of need and the outstandings which are to be adjusted under the revised system of accounts are very heavy. The excesses that are now incurred over grants and the large additional grants made from year to year which more than absorb our increased income are also features of our finance which cannot be left out of consideration and their recurrence indicates that our methods require improvement. It may be contended that there are no grounds for pessimism, but I am respectfully of opinion that there is need to careful financing on well defined principles which require to be emphasised.”

It may be observed that all the matters referred to above are receiving the most anxious attention of the Commissioner, the Standing Committee and the Corporation. There is no doubt that before additional sources of revenue are made available to the Municipality, it is imperative on the part of the Municipal Authorities including the Corporation to keep clearly in view the limited margin of the resources left at present at their disposal to meet fresh or additional permanent expenditure. Every proposal for such expenditure, however desirable, should therefore be scrutinized with special jealousy and the proposals already approved without full consideration of their bearing on the financial position should be reconsidered and postponed unless the works are very urgently required to be carried out. It is unfortunate that two suggestions made by the Corporation to Government for making additional revenue available to the Municipality did not meet with the approval of Government. It is understood that some more suggestions to the same end are under the consideration of a Committee of the Corporation. The Corporation would do well to ask the Committee to submit their report as early as possible. It is also advisable for the Corporation to consider the question of sending a representation to Government urging upon them the necessity of supplementing the Municipal revenues by a substantial contribution from the Provincial revenues in view of the Imperial requirements which this City has to keep in view in its administration and development.

11. **LAPSED GRANTS, ETC.**—Out of the finally sanctioned grants for expenditure aggregating Rs. 2,46,03,389, a balance of Rs. 21,38,435 remained unexpended at the close of the year. Of this, Rs. 17,95,107 required renewal for expenditure in 1922-23, leaving as savings a sum of Rs. 3,43,328. The amount which required renewal shows an increase of Rs. 4,41,556, as compared with the amount for the previous year, while the net savings indicate a decrease of Rs. 10,22,439.

12. **LOAN WORKS EXPENDITURE.**—The expenditure on loan works during the year aggregated Rs. 69,95,553 against Rs. 43,69,784 in the preceding year, showing an increase of Rs. 26,25,769. In view of the largely depleted state of the Surplus Cash Balance, no advance was made therefrom for any of the loan

works. The total amount made available for expenditure on loan works was Rs. 1,28,66,200 out of which Rs. 69,95,553 were spent or a little over 54 per cent. against 43 per cent. in the previous year, whereas the lapses amounted to about 46 per cent. against 57 per cent. in the preceding twelve months. In regard to these lapses the Chief Accountant observes in paragraph 39 of his report that "these continued lapses in grants for which money is borrowed are not a healthy feature of our financial administration as money is dear now and with the greatest vigilance we can secure only about 5 per cent. on an average on our investments." This presumes that works for which loans have been raised and allotments made after due anticipation of their being taken up early in hand are postponed or much delayed in execution, which tendency, if passed unnoticed and unchecked, would not only encourage neglect on the part of the Engineering Departments but engender a temptation to divert the allotments to works for which no loan allotments have been made, resulting in many cases in further unnecessary delay in the execution of the original works and wrong allocation of interest charges. The principle that should be followed by the Departments should be that they should carefully foresee the works, including the most urgent works, which could be turned out within a certain period of time, obtain allotments for them from loans raised or to be raised during the period, and push forward their execution with utmost expedition as soon as the allotments were available. They should, as far as possible, never commence or undertake a work for which no allotment has been made from loans already raised.

13. PLAGUE EXPENDITURE.—The expenditure on plague operations during the year amounted to Rs. 1,16,888 against Rs. 1,24,591, showing a decrease of Rs. 7,703. The total outlay on plague measures from its outbreak upto the close of the year under review aggregated Rs. 88,45,946.

14. STREET IMPROVEMENTS.—During the year amounts aggregating Rs. 1,93,423 were made available from Revenue for payment of compensation in respect of set-backs acquired. Against this sum, Rs. 1,93,054 were actually paid, leaving a balance of Rs. 369 which has been renewed for expenditure during 1922-23. The amount made available from Capital for the acquisition of set-backs was Rs. 3,70,063 and the expenditure booked aggregated Rs. 3,21,862. The undischarged commitments upto 31st July 1922 in regard to set-backs already acquired and sanctioned to be acquired amounted to Rs. 12,05,297 against which the funds sanctioned aggregated Rs. 1,00,369 plus Rs. 59,248 realized by the sale proceeds of set-forward lands and recoveries of "indemnity moneys" during 1921-22 which would go to meet set-back payments. A sum of Rs. 8 lakhs for Street Improvement has been moreover included in the loan of Rs. 2,40,00,000 sanctioned by the Corporation under their Resolution No. 2712, dated the 3rd July 1922. The excess of liabilities over funds available thus amounts to Rs. 2,45,680.

15. CAPITAL DEBT.—Out of the loan of Rs. 1½ crores arranged to be taken up from Government at 6½ per cent. (Tax Free) with option to the Corporation to repay the loan after 15 years, the Corporation took up 1 crore during the year under review. The total Capital Debt of the Corporation thus increased from Rs. 8,48,28,052 to Rs. 9,48,28,052. Deducting from this, Rs. 51,185 in respect of repayment in 1921-22 and Rs. 6,500 being the amount of the outstanding debentures of the Drainage Loan of 1878 redeemable on or prior to 1st January 1920, which is covered by a renewed grant, the outstanding debt at the close of the year amounted to Rs. 9,47,70,367. Against this debt, the total Sinking Fund Investments aggregated Rs. 2,49,99,841, leaving a net debt liability of Rs. 6,97,70,526 against Rs. 6,17,67,345 in the preceding year.

16. STORES AUDIT.—During the year the work of verifying stock was entrusted to an outsider and the result of his verification which was reported to the Corporation was quite satisfactory. The stores in stock on the last day of the year were valued at Rs. 14,23,800 against Rs. 8,77,623 at the close of the preceding year, showing an increase of Rs. 5,46,177. Out of the balance of stores worth Rs. 14,23,800,

stores worth Rs. 11,76,349 are in charge of the Storekeeper. This balance compared with the balance of stores in charge of the same officer at the end of each of the preceding four years stands as under:—

| Year. | Rs. |
|-----------------|-----------|
| 1917-18 | 5,87,970 |
| 1918-19 | 5,75,906 |
| 1919-20 | 4,93,315 |
| 1920-21 | 7,68,162 |
| 1921-22 | 11,76,349 |

In regard to these balances, the Chief Accountant, in paragraph 58 of his report, remarks as under:—

“The large increase in the reserve stock balance has adversely affected our Surplus Cash Balance. This point cannot be too strongly emphasized, as with our surplus balances reduced to so low figure, any further increase might seriously affect our financial position. In the absence of test audit and access to departmental books, it is not possible for me to say what remedy is to be applied or if any action is expected from my department.”

The Standing Committee would urge upon the Commissioner to inquire into the matter with a view to taking steps for reducing the stock balance as much as possible, so as to afford relief to the Surplus Cash Balance to the same extent. At least immediate steps should be taken to finance the purchase of stores required for loan works out of an advance obtained from Surplus Loan Balances and not from Surplus Cash Balance.

17. **ADVANCES.**—In paragraph 15 of their report the Municipal Auditors point out that out of the balance of Rs. 2,37,454 outstanding on 31st March 1922 under the head “Advances—Personal Account of Municipal officers,” only a sum of Rs. 18,040 is in respect of permanent advances to Municipal officers and the remainder of Rs. 2,19,414 stands debited to “Advances” pending adjustment in the accounts, that a major portion of the latter sum not being covered by proper Budget grants is debited to this head pending their adjustment in the following year, and that this procedure is irregular and not in strict accordance with the provisions of the Municipal Act. This matter has already been independently noticed by the Standing Committee who have, by their Resolution No. 1087, dated the 3rd May 1922, appointed a Sub-Committee to report thereon.

Assessment and Collection of Taxes.

18. The number of properties on the Assessment Book on the last day of the year stood at 49,605 against 48,670 in the previous year. Of these, 2,962 properties, excluding those belonging to Government, City Improvement Trust, Port Trust and Railways which are separately assessed and specially treated, were exempted from the General Tax as being of insignificant value against 7,465 in the year previous, and 2,030 non-Municipal properties were exempted under Section 143 of the Municipal Act against 2,075 in the preceding year. Under the same Section, 634 Municipal properties were not assessed against 617 in the preceding twelve months. The total number of properties assessed to the General Tax numbered 38,966 against 38,513 in the previous year.

19. The rateable assessment of properties in the City rose from Rs. 8,39,21,642 in the previous year to Rs. 9,34,04,409 in the year of report, showing an increase of Rs. 94½ lakhs as against Rs. 66¾ lakhs in the preceding year. Opening with a gross assessment of Rs. 9,76,71,988, the year closed with an assessment of Rs. 10,37,70,215 against Rs. 9,32,34,165 at the end of the year previous. 1,364 complaints against assessments were made during the year against 2,651 in the preceding year. Only 23 appeals were made to the Chief Judge of the Court of

Small Causes, of which 14 were settled out of Court, 1 withdrawn by the Appellant, 4 dismissed by the Court, in 3 cases valuations were reduced by the Court and 1 case remained pending at the end of the year.

20. Inclusive of demands in respect of previous years amounting to Rs. 5,28,784, the total demand on account of property taxes aggregated Rs. 1,53,18,657 against Rs. 1,35,83,029 in the preceding year, showing an increase of Rs. 17,35,628. Out of this, Rs. 1,46,17,042 were collected against Rs. 1,30,83,809 in the preceding year, leaving an outstanding balance of Rs. 7,01,615 against Rs. 4,99,220 in the preceding twelve months. The net outstanding balance should, however, be taken at Rs. 6,23,196, as bills aggregating Rs. 78,419 were recalled and cancelled. The large outstanding balance at the end of the year is attributed by the Assessor and Collector to three main causes, *viz.*, (1) the unusually large number of bills amounting to over two lakhs of rupees issued during the last three months of the year in respect of buildings newly erected, enlarged or improved, (2) the financial depression that prevailed towards the latter end of the year, which disabled many otherwise prompt ratepayers from meeting their liabilities, and (3) the number of bills involving large amounts held up by Government and public bodies such as the two Railway Companies and the Improvement Trust, and by large ratepayers on account of disputes. The Standing Committee are, however, glad to note that about half of these outstandings have since been collected or adjusted upto 30th June 1922.

21. As in the preceding year an additional work was thrown on the Department during the year under review by an order of the Chief Presidency Magistrate passed under Section 45 of the City of Bombay Police Act IV of 1902 for collecting an additional tax of about Rs. 203 from the Hindu ratepayers of E Ward for payment to a Mahomedan gentleman for damage done to his property on the 16th November 1920 by rioters. 548 bills had to be issued and an amount of Rs. 158-4-4 was collected upto the 31st March 1922. Besides this the Department collected bills amounting to Rs. 61-2-6, out of 169 bills, amounting to Rs. 432-7-4, outstanding on 31st March 1921, for additional general tax payable to the Bombay Electric Supply and Tramways Company as compensation for damage done to their cars, etc., on 11th April 1919 by rioters. This question is under the consideration of a Committee of the Corporation.

22. The claims for drawback received and admitted during the year numbered respectively 856 and 55 against 1,521 received and 68 admitted in the previous year, and the amount of drawback allowed aggregated Rs. 4,934 against Rs. 3,335 in the preceding year.

23. The receipts from the General Tax inclusive of Fire Tax aggregated Rs. 88,13,473 against Rs. 77,84,334 in the previous year, showing an increase of Rs. 10,29,139. There was also an increase of Rs. 2,87,243 in the receipts from the Water Tax, which amounted to Rs. 36,18,279 against Rs. 33,31,036 in the preceding year. The Halalkhore Tax, inclusive of charges for special service, likewise yielded an increased revenue of Rs. 23,74,867 against Rs. 21,33,991 realized in the year previous.

24. The receipts from the Wheel Tax, including Government contribution of Rs. 25,000 in lieu of tolls, aggregated Rs. 7,85,667 against Rs. 7,33,766 realized from the tax in the year previous. During the year 2,999 four-wheeled vehicles were taxed against 3,209 in the preceding year and 3,412 in the year 1919-20, and 1,006 two-wheeled vehicles against 1,038 in the previous year. The number of motor cars (including motor lorries) but excluding taxes licensed under the Public Land Conveyance Act and motor cycles (including those with side cars) taxed during the year rose from 3,374 and 283 in the previous year to 3,961 and 346 respectively in the year of report.

25. The gross collections from Town Duties for the year aggregated Rs. 39,33,377 against Rs. 35,95,805 in the previous year and the refunds allowed in respect of goods exported amounted to Rs. 17,07,925 against Rs. 15,95,787. The net revenue thus amounted to Rs. 22,25,452 against Rs. 20,00,018, showing an increase of Rs. 2,25,435 which is due principally to heavier imports of sugar. There were, however, large decreases of Rs. 1,33,631, Rs. 85,276 and Rs. 1,15,215 in the receipts from town duty on grain and flour, wines and spirits, and timber respectively, but no explanation has been given in the report in respect of these decreases. The revenue derived from the non-refundable Town Duty of Re. 1 per bale levied under Bombay Act XX of 1920 on raw cotton imported into the City amounted to Rs. 34,89,608, of which Rs. 19,94,062, equal to $\frac{1}{3}$ ths of the total collections, were remitted to Government and the balance, amounting to Rs. 14,95,546 equal to $\frac{2}{3}$ ths of the collections, was retained by the Municipality as arranged under the Act.

Public Works.

GENERAL BRANCH.

26. The general conditions regarding the prices of building materials and labour improved to a certain extent during the year of report and it therefore became possible for the Engineering Departments to carry out many of the budgetted works. Details of works completed and of works in progress under the Special Engineer, Development Works, are given at pages 145-151 of the report, and these show satisfactory activity on the part of the Special Engineer's Department.

DRAINAGE.

27. On receipt of the report of the Consulting Engineer Mr. J. D. Watson, M. INST. C.E., on the proposed comprehensive scheme for the drainage and sewerage of the City which involved the establishment of a new Outfall Station at Antop Hill and the disposal of the final sewage effluent from the settling tanks there through an outfall main discharging at a suitable depth into the Harbour near Pir Pau, the Port Trustees at the instance of their Executive Engineers raised strong objections to the scheme. In view of this and in order to be further convinced of the soundness of the proposed scheme, the Corporation referred it for further scrutiny and advice to a Committee of three experts composed of Mr. Watson, Dr. W. E. Adeney, D.S.C., F.I.C., the foremost Biochemist in England at the present time, and Mr. G. Bertram Kershaw, M. INST. C.E., M.A.M. SOC. C.E., who was for 18 years Secretary to the Royal Commission on sewage disposal. The Port Trustees on their part also sought the advice of two expert harbour engineers, *viz.*, Sir Maurice Fitzmaurice, C.M.G., and Mr. G. W. Hemphreys, C.B.E., on the scheme from their point of view. The Corporation's consultants were instructed to have a conference with those of the Port Trust. They were also requested to pay a visit to Bombay to examine the details of the scheme on the spot and to discuss matters with the Municipal Engineers, the Drainage Committee of the Corporation and if possible with the Port Trust Engineers. They have accordingly arrived in Bombay and their final report, together with their previous reports and the report of the Port Trust consultants, is before the Drainage Committee who will shortly submit all the reports to the Corporation with their recommendations.

28. The engines in the new pumping station at Love Grove had very hard work to do during the year, the number of revolutions run by them being 21,692,782 against 20,072,635 in the preceding year. Owing, however, to the enormous corrosion of the pumping plant caused by the acid nature of the sewage, the trouble experienced in pumping the sewage was as great as in the preceding years. So excessive was the corrosion that all frames, valves, screen and dredger chains, as also the conveyor, had to be renewed during the year. The renewals of these articles constitute an important item of expenditure in the maintenance of the station from year to year. The average height of sewage recorded in the detritus chamber was

4' 11" as against zero in the previous year. The amount of detritus removed was 4,492 tons and the quantity of sewage pumped was 34½ million gallons per day on an average.

29. The Love Grove Air Compressor Station had to work night and day on account of the increased amount of sewage pumped of late under the Shone System. Proposals have been made by the Special Engineer whereby this costly engine may be eliminated at an early date. The Colaba Air Compressor Station, which is driven by electricity, worked satisfactorily and was assisted for some time by the steam plant as in the past. The engines and compressors at the Station have been working to their utmost capacity and it is understood that proposals for installing an additional plant will shortly be made. The auxiliary air compressor station installed near the Bhandarwada Reservoir worked satisfactorily throughout the year and so effectively dealt with the flooding in Tank Bunder District that practically no complaints were received from that district during the monsoon. The plant is being duplicated during the current year. The ejectors connected with all these stations worked fairly well. An amount of trouble was, however, experienced in the various parts of the City owing to the large amount of water brought into the City. An additional ejector station has therefore been erected at the junction of Arthur Road and DeLisle Road and it is expected that it will relieve the surcharging of sewers at Elphinstone Road, Fergusson Road and DeLisle Road. Owing to the activities of the Development Department, No. 5 ejector in the Colaba District has been receiving considerably more sewage than was previously dealt with by it and it is therefore probable that an additional ejector or stereophagus pump will have to be provided in this locality. The storm-water sluices at Love Grove, Worli and Dharavi were maintained in good condition.

30. The improvement in the prices of materials and labour enabled the Drainage Department to execute a large number of drainage works during the year. Of these, 13 were carried out by contract at an aggregate cost of about Rs. 10,70,830 and 5 departmentally at a cost of Rs. 68,135. Out of these 18 works, 13 consisted of the provision of storm-water drains, 3 of the provision of water entrances, 1 of laying a pipe sewer and 1 of connecting the down-take pipes of the houses to the Municipal drains. Details of these works will be found at pages 154-155 of the report. In addition to these works, 23 small drainage works were carried out through the agency of the Petty Works Contractor at a cost of Rs. 14,300. Several repair, alteration, etc., works were besides carried out departmentally.

31. Out of 122 miles of pipe sewers, 14·7 miles of ovoid main sewers and 158·60 miles of storm-water drains, 39·90 miles of pipe sewers, 14·49 miles of ovoid sewers (including sewers scraped more than once) and 26·86 miles of storm-water drains were cleaned, the quantity of silt removed being 2,042,250, 7,189 tons, respectively. Besides this an additional quantity of 1,927 tons of silt was removed from 32 catchpits on pipe sewers and 9 catchpits on main sewers.

32. During the year 240 street connections were made against 309 in the preceding year, at a cost of Rs. 19,425. In addition to these, 100 storm water connections were made (costing Rs. 6,938) against 129 in the preceding year. 13 man-hole frames and covers were provided over some of the storm-water drains in the City. 1,647 improved concrete covers were provided over storm-water entrances, the total number of covers fixed since their introduction in the year 1913 being 13,206. These covers have proved effective in arresting the breeding of mosquitoes. Other water entrances were covered with closable gratings in C. I. frames, which are better than concrete covers and are now used for all new water entrances.

STREETS AND BUILDINGS.

33. 3,211 building applications were received during the year against 3,287 in the previous year, the total number of buildings actually dealt with being 1,527 against 1,622, as it was frequently the case that two or more modified proposals

were received in connection with one and the same building. 492 notices were issued for the removal of unsafe structures against 440 in the preceding year. This brought the number of such cases to 639, inclusive of 147 cases left pending at the close of the previous year. Of these the requisitions in 433 cases, including 121 cases pending from the previous year, were complied with, leaving 206 cases pending at the close of the year. 30 buildings or parts of buildings fell during the year against 25 in the year preceding. In 22 cases no injury was done, and in the remaining 8 cases, 17 persons were injured and 14 killed. Action was taken for the removal of 157 inflammable and insanitary huts, including 63 cases of huts pending from the previous year. Of these, the requisitions in respect of 145 cases, including 63 cases pending from the previous year, were complied with by the owners, and 12 cases were pending at the close of the year. Out of 14 cases of unauthorized works for the removal of which the sanction of the Standing Committee was obtained, including 6 cases pending from the previous year, in 7 cases the works were removed by the owners, in 1 case the work was removed by the Municipality and the remaining 6 cases were pending at the close of the year. In 6 cases action was taken under Section 378 of the Municipal Act for the improvement of insanitary buildings, including 5 cases pending at the close of the previous year. In 5 cases of the previous year, the owners complied with the requisitions and the remaining 1 case was pending at the close of the year. 580 buildings in B and C Wards were inspected during the year with a view to ascertaining whether the means of egress in them were sufficient to allow of safe exit in the event of fire as required by Section 349-D of the Municipal Act. In 186 cases notices were issued, out of which 49 were complied with and the remaining 137 cases were pending at the close of the year. In 80 cases the staircases have been rendered fire-proof by the house owners at the suggestion of the Municipality. In all 1,110 prosecutions were instituted against 1,283 in the previous year. 385 cases were withdrawn on compliance with the requirements of the Department. In 222 cases the parties were warned and discharged, while 436 persons were convicted and fined, and 67 cases were pending at the close of the year. The registration of the class and floor area of tenements in new and altered buildings in the City started in 1914 was continued and 1,404 buildings were surveyed during the year for the purpose, the number of buildings surveyed since the commencement of the work totalling 9,342.

34. During the year under review the Road Department had a satisfactory supply of road materials and labour carts, which greatly facilitated the work of maintaining the existing road surfaces and of carrying out new construction works. The area of roads metalled, resurfaced and patched during the year was 11,145,913 square feet against 9,159,946 square feet, and the total amount spent on repairs and maintenance, including maintenance of footpaths and road side trees, was Rs. 12,35,593 against Rs. 11,45,605, the rate for full metalling working out at 3 annas 6 pies per square foot against 3 annas 11 pies per square foot in the preceding year. The lower rate for the year under review was due to the fall in the prices of materials. In the year 1920-21, it was proposed as an experimental measure to lay a bed of cement concrete 9" thick on the section of Frere Road lying between Carnac Bridge and Fort Street and to pave the same with sett stones so as to form a permanent way for heavy traffic. The work was accordingly taken in hand and an area of 76,440 square feet was so laid at a cost of Rs. 1,87,354 upto the close of the year. During the year under review the remaining portion of the section, measuring 77,145 square feet, was so laid at a cost of Rs. 3,35,199. The total area of the section so treated thus aggregated 1,53,585 square feet and the cost thereof amounted to Rs. 5,22,553, which works out at Rs. 30-9-9 per square yard or Rs. 3-6-5 per square foot. The result of the experiment showed that a great deal of improvement will be effected by the completion of the whole of Frere Road on these lines. It has therefore been decided to construct the remaining portion of Frere Road accordingly. It is a matter for satisfaction that the Bombay Electric Supply and Tramways Co. have also co-operated with the Municipality by paving the whole of their tracks and 18" margins on that road with sett-stones. With a view to improving the condition of other roads in the City, the Corporation decid-

ed to try an experiment with the "two coat" method of Bituminous construction with concrete foundation on certain sections of a few selected roads measuring 68,000 square yards at an estimated cost of Rs. 5,44,272 for surfacing them and of Rs. 2,80,000 for putting in the concrete foundations. This work was started in Hornby Road and the total cost incurred on the work upto the close of the year aggregated Rs. 65,743. The tarring of roads was done on a very extensive scale during the year and a large number of roads with an aggregate area of 4,968,034 square feet were tar-painted and some roads with an area of 1,413,186 square feet were laid with tar macadam at an aggregate cost of Rs. 6,50,463. The Tramway Company co-operated with the Municipality in this work also by finishing with tar macadam the tram tracks with 18" margins on the whole of Sandhurst Road and a portion of Hornby Road and by tar-painting the tramway margins of several other roads. Out of 178 miles of roads, 76 miles were disturbed in connection with pipes, cables, &c., against 91 miles in the preceding year. The operations of non-Municipal agencies such as the Tramways Company, the Gas Company, the Telephone Company, the Government Telegraph Department, etc., were responsible for the disturbance of about 33½ miles.

35. A large number of road schemes were in progress during the year. All the buildings included in the scheme for widening Church Gate Street have been pulled down and new buildings are being erected alongside the line of the new street. Many of the buildings acquired for the widening of Dalal Street have either been demolished or set-back and the work of constructing the road will shortly be taken in hand. Proceedings for the acquisition of properties required for the widening of Golanji Hill Road are pending before the Land Acquisition Officer. The Corporation having sanctioned the scheme for the widening of Masjid Bunder Road and Samuel Street, steps are being taken to acquire the necessary properties under the Land Acquisition Act. The scheme for the acquisition of certain properties near Pydhoni having been sanctioned, a settlement with the several parties interested in the scheme has been arrived at by which all the property-holders will be re-instated on the reconstituted plots in the scheme and the Municipality will receive about a lakh of rupees to cover the cost of road construction and other works. Proceedings for the acquisition of properties required for the widening of Abdul Rehman Street and Masjid Bunder Road are pending before the Land Acquisition Officer. The Corporation having sanctioned the scheme for the proposed road from Hornby Road to Ballard Pier, the properties comprised therein have been notified by Government under the Land Acquisition Act. The construction of Dadar Kumbharwada Road is being pushed forward as fast as possible. Almost all the properties required for the improvement of Love Grove Pumping Station Road and staff quarters have been acquired and the work of road construction has been taken in hand. Settlements in all cases but one have been arrived at in connection with the road between Cadell Road and Mahim Kapad Bazar and the road work will be shortly commenced. Steps have been taken for the acquisition of properties required for the proposed road from Haines Road to the junction of Tulsi Pipe Line Road and Fergusson Road and two large properties have already been acquired. In connection with the Mahim Development Scheme, the construction of two roads, one from Lady Jamshedji Road to Mahim Station and the other in the Nardulla Tank Scheme, is in progress. In connection with the following further works in the same Scheme, some of the properties required for the first three works have been already acquired, and negotiations have been opened for the acquisition of properties for the remaining works :—

- (1) Extension of DeLisle Road northwards to meet Lady Jamshedji Road.
- (2) Widening and improving Lady Jamshedji Road from Bombay Woollen Mills to the Bandra Causeway.
- (3) Public Park at Mahim.
- (4) Road from Lady Jamshedji Road to Tulsi Pipe Line Road in continuation of Mahim Bazar Cross Road.

- (5) Road between Dadar and Matunga Stations.
- (6) Two short roads giving easy access to Mahim Shore.

Eight private streets were declared public, and action was proceeding under Section 305 of the Municipal Act for the improvement of 27 private streets, but the progress was rather slow for want of funds. An application has been made to Government for raising a special loan of Rs. 10 lakhs for financing such works. About 6,754 square yards were added to the roads in different wards as set-backs. Four new footpaths measuring about 30,850 square feet were formed opposite Church Gate Station, and in front of Marine Lines Station and Charni Road Station on Queen's Road and on Falkland Road.

TRAMWAYS.

36. No extensions of tram-tracks were carried out during the year under review. The total number of cars run by the Tramways Company on their lines was 275 of the aggregate carrying capacity of 21,984 passengers, against 263 cars in the previous year of the total carrying capacity of 19,448 passengers.

OVERBRIDGES.

37. Many of the buildings acquired in connection with the DeLisle Road Overbridge have been pulled down and the B. B. & C. I. Railway Company will shortly take the work of construction in hand. The work of constructing Dadar Overbridge has been commenced by the G. I. P. Railway Company. The question of the alignment of the Mahaluxmi Overbridge, which was under the consideration of the Corporation at the close of the year, has been since disposed of by them. Proceedings for the acquisition of properties first notified in connection with the Victoria Road Overbridge have been concluded and those in respect of properties subsequently notified are pending before the Land Acquisition Officer. The land required for the extension of Frere Overbridge near Grant Road is being acquired under the Land Acquisition Act. Negotiations for the acquisition of properties required for the widening of Byculla Overbridge are in progress.

LIGHTING.

38. 7,322 gas lamps and 59 electric lamps were maintained during the year at a cost of Rs. 4,29,479. The number of kerosine oil lamps was 836 including 164 Incandescent Oil Pressure Lamps, on which the net expenditure was Rs. 37,850. There was a net increase of 141 in the number of gas lamps and of 22 in the number of electric lamps and a net decrease of 512 in the number of kerosene oil lamps during the year as against an increase of 282 in the number of gas lamps and of 2 in that of electric lamps and a decrease of 11 in the number of kerosene oil lamps during the preceding year. The number of kerosene oil lamps replaced by gas lamps and Aladdin Incandescent Oil Pressure Lamps during the year was 514.

WORKSHOPS.

39. The value of departmental and private works turned out at the Workshops has been computed at Rs. 7,20,815 against Rs. 6,00,463 during the preceding year, the net result of the year's transactions being a balance of Rs. 46,174 in favour of the Workshops against Rs. 37,524 in the year previous. In calculating this profit, no portion of the salary of the Deputy Executive Engineer, Mechanical Branch, no interest and sinking fund charges on capital, and no depreciation on buildings and machinery have been allowed for. When the new workshops were constructed, it was anticipated that extensions thereof would ultimately be necessary. The work has, however, increased to such an extent, that extensions in

the near future seem imperative. Arrangements are, therefore, being made for the acquisition of adjacent land for the purpose. When it is required, it is proposed to erect large motor garages for the motor transport and to instal additional machinery thereon. A complete inspection of small workshops and factories coming within the purview of the Municipal Act was carried out. 296 applications for licenses and 290 cases in connection with the casting of metal, blacksmiths' shops and nuisance due to smoke or smell, etc., were disposed of during the year.

Water Works.

40. The Water Works were maintained in a state of efficiency throughout the year. There was abundant rainfall at all the Municipal lakes and all of them overflowed except Vehar. At Tansa Lake, the rainfall was 100·40 inches against 61·30 inches in 1920 and was 8·5 per cent. above the average for the preceding five years; at Vehar, it was 104·90 inches against 59·83 inches in 1920 and was 30 per cent. above the average; at Tulsi, it was 126·14 inches against 65·68 inches in 1920 and was 32·45 per cent. above the average; at Powai, it was 103·18 inches against 55·25 inches in 1920 and was 35 per cent. above the average. Tansa Lake overflowed continuously from the 28th July to 15th October 1921. Tulsi Lake overflowed from 20th August to 30th September 1921. Powai Lake overflowed from 24th July to 15th October 1921. Vehar Lake did not overflow. The lowest level to which water was drawn from the different lakes before the break of the monsoon was 400 feet above T. H. D. in the case of Tansa, 416·58 feet above T. H. D. in the case of Tulsi and 231·52 feet above T. H. D. in the case of Vehar. No water was drawn from the Powai Lake. The level reached in the case of Vehar Lake was the lowest on record.

41. 727 new water connections were made and 68 were cut off for various reasons, of which 34 were restored. There were, therefore, 27,998 connections against 27,305 at the close of the preceding year. Of these, 1,996 were metered against 1,979 in the year 1920-21.

42. 14,908 underground and 40,338 aboveground leaks or defects were detected and remedied by the Waste Prevention Branch of the Water Works Department. In the latter figure are included 11,702 taps found out of order and 230 taps left open. Owing to these leaks or defects, water to an extent of about 2,115,848 gallons per hour was running to waste. In the preceding five years, about 886,895, 2,005,265, 1,996,720, 565,045 and 1,439,009 gallons of water per hour was found running to waste owing to such defects. These figures are the aggregate totals of water running to waste owing to a great number of leaks detected and do not mean that this quantity of water was actually running to waste at those high rates at any one time throughout the year; yet the leakage stopped by the Water Department was very considerable. With a view to detecting and remedying these defects more promptly than before, the Commissioner again engaged an additional staff as in the year 1920-21 and the results reported are no doubt satisfactory. The total length of mains of all sizes sounded was 186 miles and 1,122 feet. The work of renewing and replacing existing water mains in the City and of laying additional mains was continued during the year and about 50,302 feet of new pipes were laid against 62,113 feet in the preceding twelve months.

43. The work of constructing mechanical filters at Tulsi Lake which was taken in hand in August 1918 made pretty good progress during the year of report despite constant sickness among the labour staff. It is expected that this slow-going work will at last be completed and the filters brought into use in the ensuing year. All works undertaken by the Municipality in connection with the scheme for utilizing the Powai Water have been completed, but owing to the delay on the part of the contractors in erecting the filter equipment, the lake water could not be brought into use. Under the original Powai Development Scheme, it was arranged that after the completion of the scheme the Municipality should supply 2 million gallons of water per day from the lake to Government for use in Salsette,

but the Corporation have since altered the arrangement and have reserved the lake for being incorporated with the Bombay City Supply and have agreed to supply Government instead with an equal quantity of water from either Tulsi or Vehar mains. The work of extending the Malabar Hill Reservoir westwards so as to increase its storage capacity by about 6 million gallons was completed during the year. The roof of the extension has been covered over with a garden which has added considerably to the extent and beauty of the existing garden on the hill.

44. Extensive survey work over a length of about 45 miles between Tansa and Bandra was carried out during the year in connection with the Tansa Completion Works for determining the alignment of the proposed pipe line and for demarcating the boundaries of the land to be acquired. A preliminary survey was also made for a distance of about 20 miles along the Vaiturna river to ascertain whether the river water could in any way be used in supplementing the Tansa Supply. Out of the lands required for the new pipe line, the tramways, the supervising staff quarters, store yards and also for Messrs. Braithwaite's factories, possession of only a small area of private land and of all forest and other Government lands has been given by Government. It is anticipated that all private lands necessary for the works will come into the possession of the Municipality during the next fair season. In the meantime works are progressing and the lands are entered upon under the provisions of the Municipal Act. Contracts have also been given for the construction of the pipe track, for the supply and laying of 72" and 57" pipes, for the supply of valves, for the strengthening of the existing three bridges at Kasheli and for the supply of a temporary pumping plant. Since the close of the year the Corporation have on expert advice dropped the idea of strengthening the existing bridges at Kasheli in favour of a revised proposal for constructing a new bridge a few yards away from those bridges and the contractors for strengthening the three bridges have agreed to undertake instead the work of the construction of the new bridge. The construction of the new bridge across the Bandra Creek will be carried out departmentally. The construction of embankments for the pipe track is making good progress despite unfavourable climatic conditions and constant sickness among the labour staff. The steel framing for Messrs. Braithwaite & Co.'s factory at Mulund is nearing completion and its shipment from England to Bombay is being arranged for. Out of 890,000 cubic feet of masonry work for raising the Tansa Dam, 650,000 cubic feet were completed by the contractors upto the end of the year and the balance soon after the close thereof. The construction of the Tansa-Atgaon Road was completed. A preliminary survey of the duties performed by the trunk mains throughout the City was made by the British Pitometer Co., and valuable data have been collected which can be made use of in remodelling the distribution system. All important works have been progressing satisfactorily and there appears every possibility of all of them being completed well within the anticipated time.

Fire Brigade.

45. Throughout the year the Fire Brigade was maintained in a state of thorough efficiency. There were 638 calls to fires, of which 152 were false alarms. Of these, 71 were mischievous and occurred during the riots and unrest prevailing in the month of November and the following months. The fire alarm system continued to work satisfactorily. Of the 638 calls to fires, about 61 per cent. were received through fire alarms against 56 per cent. in the preceding year. This fact indicates their gradually growing utility. There are now 108 Fire Alarms in the City and 20 more are shortly to be added to the number. The actual number of fires was 332 against 357 in the previous year. Of these, 209 fires were extinguished by the Brigade and 123 were extinguished before its arrival. The total damage to property by fire is estimated at Rs. 40,46,289 against Rs. 61,43,244 in the preceding year, showing a decrease of Rs. 20,96,955. Of the total estimated damage, damage to the extent of Rs. 15 lakhs was caused by a disastrous fire which occurred at the Government Stores, Gun Carriage Siding, Colaba Road. There were besides 6 other serious fires which accounted for a total damage estimated at Rs. 16,36,000. Of the total amount of damage, Rs. 20,46,505 represented insured.

and Rs. 19,99,784 uninsured property. Two persons lost their lives at the fires during the year and twelve more received minor injuries and have since recovered. Twenty persons were rescued by escapes, etc. The Brigade attended at 18 cases of fallen houses, at which 10 persons lost their lives, 4 persons received such injuries that they subsequently succumbed thereto, and 34 persons received slight injuries. The water-supply, on the whole, was satisfactory throughout the year. On one occasion, however, the Brigade were badly handicapped by shortage of water, viz., at the fire at Sewri Bunder in the Port Trust area where water was available from private mains only. Sea water was also used at some of the fires. The turncocks attached to the Brigade rendered valuable service and it is proposed to increase their number.

46. The Brigade inspected 121 premises in connection with dangerous trades, etc., and all theatres and cinema halls. The construction of the new Fort Fire Brigade Station was held in abeyance as negotiations for the acquisition of a new site for the station had not been completed. The question of providing a new station for Dadar will be considered as soon as the work of filling in Naigaum Tank is completed. The Motor Ambulance Service presented by Bai Jerbai N. Wadia for street and other accidents worked satisfactorily and is becoming increasingly popular. There were 314 accident calls and 452 private hire calls during the year.

Public Gardens.

47. With the exception of Sir Cowasji Jehangir Garden at Mahim which continued to be occupied by Health Camps, the remaining 6 Municipal Gardens were open to the public for purposes of recreation as usual. Sir Cowasji Jehangir Garden will, however, soon cease to exist as its leases will soon be surrendered and the land used for road and other purposes. Beyond approval by the Corporation of plans and estimates amounting to Rs. 38,240 for the railings to be put up at the Victoria Square, no further progress was made towards the improvement of the site. The number of visitors at the Victoria Gardens in the year of report was 2,193,538 against 2,356,024 in the year previous, showing a decrease of 162,486. This decrease has been attributed to the unfortunate disturbances in the City and to the establishment of Military Camps on two occasions in the gardens. Amongst the distinguished visitors to the gardens during the year was Her Excellency Lady Lloyd who visited the gardens when the collection of animals presented to His Royal Highness the Prince of Wales by the Maharaja of Nepal was on view in the gardens. The number of band performances at the gardens was 14 against 7 in the previous year, whilst the performances at the Esplanade and Chowpatty Bandstands were respectively 70 and 17 against 68 and 15 in the preceding twelve months. Five band performances were for the first time given at the Sir Pherozeshah Mehta Gardens during the year. The levy of fees for admission to Victoria Gardens on certain band days was discontinued during the year. Nine concerts of Indian Music were given at the gardens on certain Sunday afternoons specially with a view to attracting and entertaining the working classes, but they do not appear to have been well patronised. The gardens were kept in good condition in spite of deficient trained labour and insufficient supply of water as in the preceding year. The gymnastic apparatus at the Victoria and Falkland Road Gardens was largely taken advantage of by the public.

48. Among the animals born in the Victoria Gardens during the year were 3 Spotted Deer, 6 Lions, 3 Samburs, 2 Wallaroos, a Hog Deer, a Four-horned Antelope and 2 Indian Antelopes. Of these, 4 Lion cubs were sold for Rs. 1,400. Among other additions to the Zoo at the gardens may be mentioned a pair of Indian Otters presented by H. H. the Maharaja of Bharatpur, a Four-horned Antelope by Mr. Hoosain A. Lalji, a Hunting Leopard by Messrs. Cowasji Dinshaw of Aden, an Indian Sloth Bear cub by Mrs. Grafton Young and a Himalayan Bear cub by Lieut. H. P. Steed. The best thanks of the Municipality are due to these and other donors for their valuable gifts. The elephant in the gardens, which was persistently ailing for about two years having recovered, was available

to children for rides. No camel rides were given during the year as the animal was suffering from a bad foot sore. There was fortunately no outbreak of any contagious or infectious disease amongst the animals in the gardens. There were, however, several casualties amongst the animals due to other diseases. The Director and his Staff at the Parel Bacteriological Laboratory kindly made *post mortem* and bacteriological examinations of dead animals in the gardens as usual, for which the thanks of the Corporation are due to them. Thanks are also due to the B. B. and C. I., the G. I. P. and the Bengal-Nagpore Railways and the B. I. S. N. and P. & O. Companies for granting facilities for the transport of animals and plants.

49. VICTORIA AND ALBERT MUSEUM.—The total number of visitors to the Museum was 1,267,059 against 1,371,047 in 1920-21, giving a daily average of 4,127 against 4,423 in the preceding year. Amongst the gifts made to the Museum during the year may be mentioned specimens of a badge and of a medal given respectively to those who rendered voluntary service and did recruiting work during the late war presented to the Museum by the Government of India, a full size clay model of Shivaji presented by Messrs. Gokhale Brothers, and a bust in oil-paint of the late Mr. S. S. Bengalee presented by Mr. Nowroji S. Bengalee. The thanks of the Corporation are due to these and other donors for their valuable and interesting presents. Some of the specimens out of the Archæological collection in the Museum were transferred to the Prince of Wales Museum of Western India. In the Natural History Section, it is observed that visitors to the Museum, who belong mostly to the uneducated classes, delight more in gathering round cases which contain stuffed specimens of the larger fauna of the land exhibited in the midst of natural surroundings backed by a painted back-ground of the locality in which the animals are found. It is, therefore, proposed to provide more such cases and accordingly a case of stuffed specimens of Pheasants was made during the course of the year.

Health Department

50. The population of the City at the Census of 1921 numbered 1,175,914 against 979,445 at the preceding Census of 1911, showing an increase of about 2 lakhs or 20 per cent. in 10 years. The remarkable improvement that had taken place in the health conditions of the City during the year 1920 did not continue during the year 1921. In the year 1920 the incidence of the chief epidemic diseases excluding Influenza was unusually low, the mortality from each of the principal causes of death was lower than that of the preceding year, and the total mortality from all causes fell from 68,610 in 1919 to 45,839. In the year 1921, however, the incidence of some of the chief epidemic diseases such as Small-pox, Plague, etc., as well as the mortality from several of the principal causes of death were higher than those of the preceding year, and the total mortality also rose from 45,839 in 1920 to 53,609. The year began with an outbreak of Influenza which attained prominence during the first four months and continued to be present upto the end of the year. The deaths from Influenza and from the diseases of the Respiratory System to which deaths from Influenza are frequently ascribed numbered respectively 1,389 and 21,982 against 1,605 and 18,737 in the preceding twelve months. Plague and Small-pox assumed epidemic form from the latter half of March until the end of May and respectively caused 811 and 406 deaths against 282 and 294 in the previous year. The infant mortality was 12,751, being 1,855 more than in 1920. The total mortality showed an advance of 7,770 over that of the year preceding and of 13,804 over the decennial average of 1911-1920.

51. 19,125 births (excluding still births) were registered during the calendar year 1921 against 19,731 during the preceding twelve months. This gives a birth-rate of 16.26. The number of births registered does not, however, represent the whole of the infant population of Bombay as a large number of children born of Bombay mothers are never registered at all or are registered elsewhere. Many

mothers go to their homes beyond the City for their confinement and although they return in a few weeks with their infants to Bombay, the births of such infants are not and cannot be entered in the City registers. During the year under review 4,990 such children were vaccinated. Taking these into account as well as those who may have escaped registration, the probable infant population of the City has been computed at 25,670 giving a birth-rate of 21.83. The table embodied in the Health Officer's report of the number of births registered by months in the year under review and in the preceding two years shows that the number of births registered from August to January in each year is considerably higher than that registered in the remaining six months of the year.

52. Of the 53,609 deaths that occurred during the year, the largest number of 21,982 deaths was ascribed to Diseases of the Respiratory System as against 18,737 in the preceding year. Malaria, Ague and Remittent Fever together accounted for 4,779 deaths against 3,527 in the preceding twelve months. A sharp rise having been noticed in the death-rate from Malaria with the onset of the monsoon and a large number of malaria cases having been known to occur in the city, the staff for anti-malarial measures was increased as a temporary measure and the usual measures for checking the spread of Malaria vigorously pushed forward. 32 wells were filled in, 5 were covered hermetically, and 9 were covered with trapdoors, 305 cisterns were covered hermetically, 11,025 pools were treated with pesterine, 16 low-lying lands were filled in, 7,732 children were examined for spleen and 22,301 quinine pills were distributed by house to house visits during the fever season. With a view to more vigorous measures being adopted for stamping out Malaria, the Corporation have recently sanctioned a permanent increase in the Malaria staff and it may be hoped that the next Administration Report will record lower incidence and death-rate from Malaria. Congenital Debility and Diseases of Early Infancy caused the next higher mortality of 4,395 against 3,564 in 1920. Tuberculosis caused 1,614 deaths against 1,841 in the year previous. Of the former, 1,468 deaths were due to Phthisis, being 163 less than in the preceding twelve months. Measures for the prevention and treatment of Tuberculosis were continued by the King George V Anti-Tuberculosis League in close co-operation with the Health Department. 1,007 patients availed themselves of the treatment given at the League's two dispensaries and 166 patients took advantage of the League's Sanatorium on Bhoiwada Hill at Parel. Of the latter, 57 were discharged cured, 60 were discharged at request, 25 died and 24 were under treatment at the end of the year. The League has been able to instal an X-Ray Apparatus with a view to early diagnosis of Pulmonary Tuberculosis and the treatment of Tuberculosis glands, and it may be hoped that the installation will satisfactorily serve its purpose. Influenza occasioned 1,389 deaths against 1,605 in the previous year. The disease was prevalent throughout the year and claimed the highest number of victims in April, *viz.*, 342. Plague assumed epidemic form during the year and claimed 811 deaths against 282 in the preceding year. The usual preventive and precautionary measures, *viz.*, inoculation, rat-destruction, evacuation and disinfection, were continued during the year. Small-pox was responsible for 406 deaths against 294 in the previous year. It was prevalent throughout the year and had become epidemic for 5 weeks only. The usual facilities were provided for the vaccination of Hajis, and out of 7,377 pilgrims, who left Bombay for the Haj, 6,925 were vaccinated in Bombay before embarkation. Facilities were also afforded to the public for vaccination and re-vaccination and 38,608 persons were vaccinated. Of these, 18,267 were primarily vaccinated and 20,341 were re-vaccinated. Cholera registered 70 deaths against 119 in 1920 and 8,455 in 1919. It did not reach epidemic proportions and was very mild in type. The deaths ascribed to Venereal Diseases numbered 82 against 127 in the preceding year. Of the former, 18 were due to Syphilis. The League for combating Venereal Diseases inaugurated at the instance of the Bombay Sanitary Association continued to do good work during the year. In all 1,528 patients took advantage of the League's Dispensary as against 1,131 in the preceding year. Out of 4,363 cases of infectious diseases registered during the year, 1,075 were notified by Medical Practitioners against 1,143 out of 4,626 cases during the preceding twelve months.

53. The lowest death-rate recorded was among the Europeans being 19·89 against 25·30 in the preceding year. The Parsees followed the Europeans with a death-rate of 30·97 against 28·13 in 1920. The death-rate amongst the Anglo-Indians was the next lowest, being 39·16 against 38·68. Amongst the Jews it was 39·87 against 35·01 and amongst the Indian Christians 41·38 against 45·04 and amongst the Hindus of all castes 45·13 against 47·6 in the previous year. The Mahomedans recorded the highest death-rate of 55·40 against 51·24 in 1920.

54. In the year of report there were 12,751 deaths among infants upto one year of age, showing an increase of 1,855 over those of the preceding year, of 1,882 over the quinquennial average of 1916-20, and of 3,423 over the decennial average of 1911-20. The death-rate per mille of births registered was 667 against 552 in 1920. From the following statement given in the Health Officer's report, it will be observed that of the 19,125 live births registered during the year, 14,074 or 73·58 per cent. occurred in families living in a single room tenement or sharing it with others, that the number of deaths among such was 11,661 or 82·85 per cent. of the births, that the proportion varied inversely as the number of rooms occupied, being 32·19 per cent. in the case of two-room tenements, 19·14 per cent. in the case of three-room tenements, and 13·33 per cent. in families occupying four or more rooms:---

| | 1 room and under. | 2 rooms. | 3 rooms. | 4 or more rooms. | Road side. | Hospitals. | Total. |
|---|-------------------|----------|----------|------------------|------------|------------|--------|
| Births | 14,074 | 1,022 | 282 | 240 | 33 | 3,474 | 19,125 |
| Infant mortality | 11,661 | 329 | 54 | 32 | 16 | 659 | 12,751 |
| Infant mortality per 100 births registered. | | | | | | | |
| 1921 | 82·85 | 32·19 | 19·14 | 13·33 | 48·48 | 18·96 | 66·67 |
| 1920 | 63·11 | 30·40 | 29·51 | 28·95 | 40·00 | 30·89 | 55·22 |

The percentage of infant mortality among the children born in Hospitals was 18·96 in 1921 against 30·89 in 1920, 11·17 in 1919, and 7·92 in 1918. No explanation has been given in the present or previous reports for this increased infant mortality in hospitals since 1919. The usual measures towards the reduction of infant mortality were continued during the year. At the two infant Milk Depots, one established at the Bellasis Road and the other at the Parel Road Maternity Homes, 30,295 seers of milk were distributed free or at a nominal price for the benefit of children born in the Homes or under the supervision of Municipal nurses. In addition to this, about 30,956 seers of milk were distributed partly free of charge and partly at a nominal price for the benefit of infants attending at the five Voluntary Infant Welfare Centres opened out of the 10 such centres proposed to be established and maintained under the Maternity and Child Welfare Scheme of the Infant Welfare Society. The Corporation and the City are grateful to the Society for their very valuable services in connection with the work of Infant Welfare. Despite all these measures, the infantile death-rate has not shown any material improvement, and the question of adopting more effective and extensive measures for lowering the death-rate is now engaging the attention of a Committee of the Corporation.

55. The number of Municipal Nurses and Midwives was increased from 10 to 20 towards the close of the year of review. They attended 1,215 confinements against 1,252 in 1920 and paid 25,968 house to house visits against 23,365 in the previous year. 745 women were admitted in the Municipal Maternity Home at Bellasis Road, of whom 691 were confined against 699 confined in the preceding year out of 773 cases admitted. In the Home at Parel, 413 women were confined

out of 487 admitted as against 407 women confined out of 474 admitted in 1920. In the Mahomed Haji Saboo Sidick Maternity Home at Imamwada Road, 340 women were confined out of 403 admitted against 228 women confined out of 284 admitted in the preceding year. Proposals for the establishment of an additional Home at Colaba have been deferred for the present.

56. 77,963 persons availed themselves of the free medical aid given at the Municipal dispensaries against 87,423 in 1920. Of these, 1,635 patients were seen at their houses. The number of persons treated at the Aided Charitable Dispensaries at Colaba and Victoria Bunder was 5,479. Dr. B. B. Broacha continued his voluntary services for the treatment of eye-complaints among the poor at No. 8 District Dispensary, whereas Dr. D. D. Sathaye, Dr. Gulamally Chandobhoy and Dr. R. D. P. Mody attended at the Free Ophthalmic Dispensary opened in the Sanitary Institute at Princess Street. The thanks of the Corporation are due to these gentlemen for their wholly charitable work. After the close of the year Dr. Broacha died suddenly of heart failure on the 4th May 1922 to the great regret of the Corporation who have passed a resolution in appreciation of his services.

57. Khan Bahadur Dr. N. H. Choksy, C.I.E., Medical Superintendent of Municipal Infectious Diseases Hospitals, having retired from Municipal service during the year, Dr. P. T. Patel, M.D. (Lond.), M.R.C.P. (Lond.), D.T.M. & H. (Camb.), F.C.P.S., was appointed in his place. There were 952 admissions to the Arthur Road Hospital against 1,001 in the previous year. Of these 542 were cases of Small-pox, 109 of Chicken-pox, 80 of Cerebro-spinal Meningitis, 77 of Measles, 44 of Cholera and 100 of other diseases. 236 cases proved fatal, 134 being Small-pox cases, 62 Cerebro-spinal Meningitis, 20 Cholera, 4 Measles and 16 other diseases. There was no fatality amongst the Chicken-pox cases. The fatality rate for all diseases was 24.5 per cent. against 13.9 per cent. for the preceding year. The increase is due to high mortality amongst Cholera and Cerebro-spinal Meningitis patients, the latter of whom were mostly transferred to this Hospital from the Sir Jamshedjee Jeejeebhoy and Goculdas Tejpal Hospitals. The incidence of Small-pox mortality amongst the vaccinated and the unvaccinated was 11.7 and 40.7 per cent. respectively, proving as usual the efficacy of vaccination in reducing the case mortality rate amongst those protected by it. The admissions to the Maratha Hospital numbered 1,071 against 788 in 1920. Of these, 339 were cases of Plague, 150 of Relapsing Fever, 85 of Pneumonia, 69 Influenza, 53 Mumps, 43 Cerebro-spinal Meningitis and 332 of other diseases. In all 442 cases proved fatal. Of these 262 were of Plague, 48 of Relapsing Fever, 38 of Pneumonia, 31 of each of Influenza and Cerebro-spinal Meningitis, 3 of Mumps and 29 of other diseases. As observed by Dr. Choksy in his survey of infectious diseases prevailing in Bombay, appended to his last report on the two Hospitals, Cerebro-spinal Meningitis is undoubtedly threatening to be a dangerous addition to the infectious diseases usually prevailing in the City, in as much as no less than 123 such cases were admitted during the year in the two Municipal Hospitals as against 23 in 1920 and 12 in 1919. It is understood that the Health Officer has with the sanction of the Commissioner already notified in July last, for the information of the Medical Practitioners in the City, that Cerebro-spinal Fever is added to the list of infectious diseases compulsorily notifiable under Section 421 of the Municipal Act.

58. During the year of the report, 3,095 samples were examined in the Municipal Laboratory against 2,970 in 1920. Of the 3,095 samples examined during the year, 1,745 were examined chemically and 1,350 bacteriologically. Of the 1,745 samples examined chemically, 1,006 were of milk. Of the latter, 989 were sent by the Assistant Health Officers for legal purposes. Of these, 650 were found to be adulterated. Prosecution was instituted in 632 cases with the result that conviction was effected in 545 cases and the fines inflicted aggregated Rs. 15,329. 786 lbs. of rat poison were prepared in the Laboratory during the year against 1,572 in the previous year. Further preparation of the poison has been discontinued. 420 capillary tubes of Glycerinated Vaccine were

examined for the presence of pathogenic micro-organisms before being used for the Vaccination Department, and in none of the tubes were the organisms detected.

Licenses.

59. The number of licenses issued increased from 12,296 in the previous year to 12,836 in the year of report which resulted in the receipts being enhanced from Rs. 1,28,685 to Rs. 1,31,790. The increase of 540 in the number of licenses issued was in respect of charcoal-shops, firewood depots, timber, matches, eating houses and sweet-meat shops, the last-named having been licensed for the first time during the year after they became licensable under Act V of 1920. 4,317 prosecutions were instituted during the year and the total amount of fines inflicted was Rs. 20,563, the largest ever realized. One noteworthy feature of the year was a sanitary survey of all the licensable stables in the City carried out by the Health Department during the year. As a result of this survey, 18 stables were got vacated and 7 were condemned and refused a license. The owners of 12 stables did not obtain licenses. Another interesting feature was the permanent closure of three out of the four work-places for melting and refining precious metals with the aid of acids at Mumbadevi and its neighbourhood, which had continued to work there despite the campaign carried on since the year 1917 for banishing the offensive trade conducted by about 2 dozen such work-places in that thickly populated locality. Out of these 24 work-places, only one work-place now continues to work at Dhanji Street and it has been licensed as it is located in a ground floor shed and the possibilities of nuisance have been reduced to a minimum by the installation of an improved apparatus and mechanical power to work it. The question of licensing (1) oil godowns wherein more than 500 gallons is kept under dwelling houses and (2) paper stored under dwellings for sale as waste paper is still under the consideration of a Committee of the Corporation.

Markets.

60. The thirteen Municipal Markets including the temporary fruit and vegetable market opened at Masjid Bunder were maintained during the year. The receipts from the Markets and Slaughter Houses increased from Rs. 8,74,819 in the previous year to Rs. 9,07,038. This enhancement was principally due to the increase (1) of about Rs. 39,000 in the revenue during the year from stall rents which were revised from 1st October 1921, (2) of about Rs. 16,300 in the receipts from squatters' fees and scale fees, and (3) of about Rs. 8,000 in the fees for licensing private markets and outside meat shops and hawkers of meat which were revised from 1st October 1921. There were, however, decreases (1) of Rs. 14,500 in the revenue derived from the sale of the right for recovering feeding and fair ground fees and (2) of Rs. 16,000 in the income from slaughter, etc., fees. Both these decreases were due to a large reduction in the number of cows, bullocks and calves slaughtered during the year owing to the order passed by the Corporation on 3rd March 1921 prohibiting the slaughter of male cattle under 3 years of age, of female cattle under 4 years of age and of cows and buffaloes in calf. In addition to the aforesaid markets, 15 private markets (including a new one opened at Sewri during the year) were licensed by the Municipality in various parts of the City. A scheme for the improvement of some of the Municipal and private markets and for substituting Municipal markets in place of others was prepared and submitted to the Corporation by the Commissioner during the year. The Corporation have since approved of the scheme.

61. During the year under review the works of providing a new Beef Section in place of the old one and a refrigerator block in the Arthur Crawford Market were completed. The old Pork Market at Dhobi Talao was reconstructed on upto date lines.

62. The quantity of unwholesome food destroyed during the year was 289,726 lbs. against 327,858 lbs. in the preceding year. The quantity of contraband meat seized and destroyed was 5,119 lbs. against 6,912 lbs. in 1920-21.

Primary Education.

63. The year under review was marked by the enlargement of the Schools Committee in pursuance of the Bombay Primary Education Act of 1920 in accordance with which the Committee was to be composed of 16 members instead of 12. Of these 16 members, 12 were elected from amongst the members of the Corporation and 4 appointed by the Corporation from the general public. Of the latter, two were ladies. The administration of the Schools Committee during the year was as usual marked by progress in various directions. 25 new schools were opened, and 4 private schools were taken over for being maintained as Municipal Schools. Of these, 12 were Marathi (including 3 Night Schools), 4 Gujarathi and 13 Urdu (including 8 Night Schools). Owing to a decrease in the number of students attending 4 Municipal Schools, they were amalgamated with other schools. There were thus in all 298 schools with 35,062 pupils against 273 schools with 32,211 pupils in the preceding year, showing an increase of 25 schools and 2,851 pupils. These figures are as they stood on the 31st March of each year. The number of Municipal Schools for the Depressed Classes increased from 19 to 22 and of the Night Schools from 25 to 33. The number of Aided Schools decreased from 161 to 147 (4 of these being handed over to the Schools Committee), and the number of the pupils attending these schools decreased from 16,877 to 15,386. Despite the reduction in the number of Aided Schools, the total grants-in-aid given to the schools amounted to Rs. 1,44,500 against Rs. 1,00,878 for the preceding year. The question of the adoption of a revised grant-in-aid system, under which the grants would exceed half the expenditure as against the present one-third maximum limit laid down under the Government Grant-in-Aid Code, is still under the consideration of the Committee, the Corporation and Government. The Schools Committee's receipts and expenditure aggregated Rs. 19,63,573 and Rs. 19,31,065 respectively against Rs. 16,41,458 and Rs. 15,91,298 respectively in the preceding year, the increase of over Rs. 3½ lakhs in expenditure being accounted for by the annual increments of salaries of employees of the Schools Committee, the opening of new schools, provision of better quarters and equipment for some of the schools, employment of additional teachers and of several special teachers for teaching special subjects, the increase in grants given to Aided Schools, and enlargement of the staff for superintendence and medical inspection. The average cost per pupil rose from Rs. 46·3 in the previous year to Rs. 51·9 in the year under review. In accordance with the arrangement arrived at with Government in regard to the expenditure on primary education, a contribution of Rs. 4,41,232 was received during the year from Government in respect of the year 1920-21 against Rs. 2,47,006 for the year previous.

64. The ratio of trained teachers to untrained teachers was 450 to 324 in Marathi Schools, and 270 to 99 in Gujarathi Schools. In the Urdu Schools, however, it was 91 to 324. Efforts to increase the proportion of trained teachers were continued during the year with the result that at the end of the year there were 811 trained teachers out of 1,558 as against 704 out of 1,383 at the end of the previous year, showing an increase from 51 to about 52·05 per cent. in the number of trained teachers. If out of 747 untrained teachers, 100 teachers who have passed the Local Qualified Teachers' Examination are excluded, the number of teachers without any training qualification is reduced to 647 out of a total 1,558 teachers. Stipendiaries and teachers were sent as usual for being trained to the Poona, Ahmedabad and Dhulia Government Training Colleges for males and females. Training Classes organized by the Schools Committee at Bombay itself for training such of the teachers as could not go or be sent to the Government Training Colleges were continued during the year. The number of special teachers for drill, drawing, music and needlework increased from 87 to 112.

65. Only one Municipal Building, *viz.*, the Jafferbhai Rahimtulla School Building, was added to the list of the existing 9 Municipal School Buildings during the year. In spite of the scarcity and costliness of house accommodation in Bombay, 25 new premises were secured for Municipal Schools and additional accommodation was provided for a dozen more schools. The accommodation of about two dozen more schools was improved in various ways.

66. The medical inspection of Municipal School children was conducted during the year by the special medical staff of the Schools Committee. In all 17,643 children of 234 schools were examined during the year. Of these, 57 per cent. were found to have been suffering from one disease or another. Intimations regarding the defects or ailments of the children examined were sent to their parents in 5,268 cases, and in 2,626 cases sick cards were issued for treatment of the children at the Municipal Free Dispensaries. In 1,077 cases, private treatment was resorted to mostly with success. In addition to conducting the medical inspection of children, the Medical Inspectors delivered in all 32 lectures during the year on sanitary subjects to teachers and boys and the parents and guardians of the latter. At some of these lectures, the attendance of the general public was very satisfactory.

67. The efforts made during the two previous years to stimulate *esprit de corps* amongst the teachers and pupils of the Municipal Schools by holding Gatherings, Exhibitions and Sports having met with considerable success, similar functions were organised during the year at which several pupils were awarded prizes for meritorious work and six schools won challenge shields. These functions have now become annual fixtures and are looked forward to with great enthusiasm by all concerned.

68. In their review of the report for the previous year, the Standing Committee had stated that proposals for the early introduction of free and compulsory primary education in the City had been received from the Schools Committee by the Corporation and referred by them to a Committee for consideration and report. This Committee has since submitted its report on the proposals. On the recommendation of this Committee, the Corporation have approved of immediate steps being taken for the introduction of free and compulsory primary education in F and G Wards to start with. The draft rules framed by Government under Section 18 of the City of Bombay Primary Education Act of 1920 for prescribing the educational authority referred to in the Act and the manner in which application may be made for sanction to issue a notification under Section 3 of the Act for introducing compulsory primary education in any part of the City, have been received and have been approved by the Corporation subject to certain modifications suggested by the Schools Committee. A special meeting of the Corporation required to be called in pursuance of Section 5 of the aforesaid Act for passing a Resolution for the introduction of free and compulsory primary education in F and G Wards has been arranged for.

Conclusion.

69. In conclusion the Standing Committee have much pleasure in putting on record their high appreciation of the able and successful administration of Municipal affairs by Mr. H. B. Clayton, I.C.S., during the year.

MORESHWAR CHINTAMAN JAVLE,

MUNICIPAL CORPORATION OFFICE, }

BOMBAY, 10th January 1923. }

Chairman, Standing Committee.

Annual Administration Report of the Municipal Commissioner for the City of Bombay for the Year 1921-22.

I.—Corporation and Standing Committee.

THE CORPORATION.

1. Sir Sassoon David, Bart., was appointed President of the Corporation at a meeting held on the 1st April 1921, and held that appointment throughout the year.

2. Eighty-one meetings of the Corporation and one hundred and five meetings of Committees of the Corporation other than the Standing Committee were held during the year.

3. The following changes took place during the year in the personnel of the Corporation :—

Mr. Barjorji Sorabji N. Cooper was elected by the Justices of the Peace on the 5th April 1921, in the vacancy caused by the resignation of Mr. Rustam D. N. Wadia, M.A., Bar.-at-Law.

Mr. H. J. Davis was appointed by Government on the 5th April 1921, in the vacancy caused by the resignation of Mr. D. S. Shellim.

Bt.-Lt.-Col. R. M. Carter, C.B., F.R.C.S., D.T.M., I.M.S., resigned on the 5th April 1921, and Mr. Nowroji Hormusji Contractor was elected in his place by the Justices of the Peace on the 4th May 1921.

Mr. F. C. Griffith, O.B.E., resigned on the 11th April 1921, and Mr. R. L. McCulloch was appointed in his place by Government on the 27th April 1921.

Mr. C. W. E. Arbuthnot, B.E., B.A. (R.U.I.) was appointed by Government on the 20th April 1921, in the vacancy caused by the resignation of Major D. S. Johnston, R.E.

Mr. Rahimtulla Currimbhoy, B.A., M.L.A., died on the 2nd May 1921, and in his place Mr. Bhagwantrao Gangadhar Parelkar was elected by the Rate-payers of F Ward on the 25th May 1921.

Sir Fazulbhoy Currimbhoy Ebrahim, Kt., C.B.E., resigned on the 28th June 1921, and in his place Mr. Mangeshrao Anandrao Dabholkar was elected by the Rate-payers of G Ward on the 28th July 1921.

Mr. R. L. McCulloch resigned on the 1st October 1921, and in his place Mr. W. C. Holman was appointed by Government on the 12th October 1921.

Mr. W. Turner Green resigned on the 22nd October 1921, and in his place Mr. H. G. Cocke was elected by the Bombay Chamber of Commerce on 30th November 1921.

Mr. Cowasji Jehangir, C.I.E., O.B.E., resigned on the 8th December 1921, and in his place Mr. Kharshedji Limji was elected by the Justices of the Peace on the 9th January 1922.

Mr. E. G. Turner, I.C.S., resigned on the 25th February 1922, and in his place Mr. R. H. A. Delves was appointed by Government on the 17th February 1922.

Lt.-Col. H. A. J. Gidney, F.R.S., F.R.C.S., D.O. (Oxon), D.P.H. (Cantab.), I.M.S. (Retired), M.L.A., and Dr. A. Lankester, M.D. (London), resigned on the 4th February 1922, and their seats remained vacant till the end of the year.

Mr. Sorabji Cursetji Dhondy died on the 22nd February 1922, and his seat remained vacant till the end of the year.

4. The following Councillors were absent from meetings of the Corporation for the period shown below for reasons approved by the Corporation under Section 17 (b) of the Municipal Act :—

| Name. | Period. |
|--|--|
| Sir Dinshaw Maneckji Petit, Bart. | From 18th April 1921 to 17th November 1921. |
| Sir Fazulbhoj Currimbhoy Ebrahim, Kt., C.B.E. | From 22nd April 1921 to 28th June 1921. |
| Mr. J. T. Fry | From 2nd April 1921 to 24th November 1921. |
| Lt.-Col. H. A. J. Gidney, F.R.S., F.R.C.S., D.O. (Oxon), D.P.H. (Cantab), I.M.S. (Retired), M.L.A. | From 7th April 1921 to 17th November 1921. |
| Dr. A. Lankester, M.D. (London) | From 15th October 1921 to 4th February 1922. |
| Mr. N. M. Joshi, C.I.E., B.A., M.L.A. | From 10th October 1921 to 8th December 1921. |
| The Hon'ble Mr. Phiroze C. Sethna, O.B.E. | From 18th April 1921 to 19th August 1921. |

5. Addresses of welcome were presented by the Corporation to the Right Honourable the Earl of Reading, Viceroy and Governor General of India Designate and to His Royal Highness the Prince of Wales on their arrival in Bombay during the year.

THE STANDING COMMITTEE.

6. Mr. H. P. Mody, M.A., LL.B., was appointed Chairman of the Standing Committee at a meeting held on the 6th April 1921, and held that appointment throughout the year.

7. There were fifty-two regular meetings and five special meetings of the Standing Committee and nineteen meetings of Sub-Committees thereof.

8. There were thirty-eight attendances of members for the Audit of Municipal Accounts and one hundred and five for signing cheques.

9. The following changes took place during the year in the personnel of the Standing Committee :—

Mr. F. C. Griffith, O.B.E., resigned on the 11th April 1921, and in his place Mr. R. L. McCulloch was appointed by Government on the 27th April 1921.

Mr. R. L. McCulloch resigned on the 1st October 1921, and in his place Mr. W. C. Holman was appointed by Government on the 12th October 1921.

Mr. W. Turner Green resigned on the 22nd October 1921 and in his place Mr. H. G. Cocke was appointed by Government on the 12th December 1921.

Mr. E. G. Turner, I.C.S., resigned on the 25th February 1922 and in his place Mr. C. W. E. Arbuthnot, B.E., B.A. (R.U.I.), was appointed by Government on the 1st March 1922.

10. The following is the list of Municipal Councillors who held office on the 31st March 1922 :—

SIR SASSOON DAVID, BART., J.P., G., *President.*

| | |
|---|--|
| A. E. FAZLA, Mr., J.P., R (B Ward) | MAHOMED HAJEEBHOY, Mr., M.L.A., J.P., J. |
| ABDUL SATTAR AYUB GAYA, Dr., L.M.&S., R (B Ward) | *MAHOMED HOUSEN A. HAVELIVALA, Mr. M.L.C., BAR-AT-LAW, J.P., R (E Ward). |
| ARBUTHNOT, C. W. E., Mr., B.E., B.A. (R.U.I.), J.P., G. | † MANAJI RAJOOJI KALEWAR, RAO SAHEB, J.P., R. (E Ward). |
| BARJORJI SORABJI N. COOPER, Mr., J.P., J. | MANGESHRAO ANANDRAO DABHOLKAR, Mr., R (G Ward). |
| BEHRAMJI NAVROSI GAMUDIA, Mr., B.A., J.P., R (A Ward) | †† MIRZA ALI MOHAMMED KHAN, Mr., M.A., LL.B., J.P., G. |
| BHAGWANTRAO GANGADHAR PARELKHAR, Mr., R. (F Ward) | † MOHAMED ISMAIL CURTAY, Mr., J.P., R (C Ward). |
| § BHAVANIDAS NARANDAS MOTIVALA, Mr., B.A., LL.B., R (C Ward) | MORARJI MATHURADAS KAMDAR, Mr., B.A., LL.B., R (A Ward). |
| ** BYRAMJEE R. B. JEEJEEBHOY, Mr., J.P., J. | † MORESHWAR CHINTAMAN JAVLE, Dr., J.P., R (G Ward). |
| *COCKE, H. G., Mr. J.P., C. C. | MOTIRAM BALKRISHNA VELKAR, Dr., L.M. & S., R (C Ward). |
| DAVIS, H. J., Mr., G. | ***†† NADIRSHAW H. E. SUKHIA, Dr., L.M. & S., L.V.S.C., F.R.S.I. (London), J.P., R (A Ward). |
| * D'MONTE, D. A., Dr., M.D., L.E.C.P. (London), L.M. & S., M.R.C.S., J.P., G. | N. A. F. MOOS, Dr., D.Sc., L.C.E., F.R.S.E., J.P., U. |
| DELVES, R. H. A., Mr., J.P., G. | † NAOROJI M. DUMASIA, Mr., M.L.C., J.P., J. |
| † DINSHA BAMANJI PESTANJI MASTER, Dr., L.M.&S., J.P., R (C Ward). | † NARAYAN VISHVANATH MANDLIK, Mr., B.A., LL.B., J.P., J. |
| §DINSHAW MANOCKJI PETIT, Sir, BART., J.P., J. | NOVROJI HORMUSJI CONTRACTOR, Mr., J.P., J. |
| ***†† FAZAL IBRAHIM RAHIMTULLA, Mr., B.A., R (B Ward) | †N. M. JOSHI, Mr., B.A., M.L.A., J.P., G. |
| FERNANDES, MAJOR CAJETAN, M.D., F.C.P.S., I.M.S., M.L.C., J.P., J. | PHEROZESHAH JEHANGIR MARZBAN, Mr., M.A., J.P., R (A Ward). |
| FRY, J. T., Mr., G. | *** † PHIROZE CURSETJI SETHNA, THE HON'BLE Mr., O.B.E., J.P., J. |
| GULABCHAND DEVCHAND, Mr., R (C Ward). | POONSEY HIRJI MEISHERI, Dr., L.M. & S., J.P., R (B Ward). |
| HAJI SULEMAN ABDUL WAHED, Mr., J.P., G. | PORTLOCK, F., Mr., C.C. |
| HANSRAJ PRAGJI THACKERSEY, Mr., J.P., R (E Ward). | * RAHIMTOOLA MEHERALLY CHINOY, Mr., J.P., G. |
| * HOLMAN, W. C., Mr. J.P., G. | R. K. PEERBHOY, Mr., B.A., LL.B. (Cantab.), BAR-AT-LAW, R (B Ward). |
| HOUSENBHOY ABDOOLABHOY LALLJEE, Mr., R (B Ward). | RAJARAM TUKARAM, Mr., M.B.E., R (C Ward). |
| * HOUSENALLY MAHOMEDBHOY RAHIMTOOLA, Mr., B.A., G. | * RAMCHANDRA BHASKER MANTRI, Mr., J.P., R (D Ward). |
| HUGHES, R. D., Mr., J.P., G. | † RASTAMJI N. R. KANINA, Dr., L.M. & S., J.P., J. |
| †* H. P. MODY, Mr., M.A., LL.B., R (D Ward). | * RATANSHAH TEMULJI NARIMAN, Dr., M.D., F.R.M.S., J.P., J. |
| ISHWARDAS LAKHMIDAS, Mr., J.P., J. | SALEBHOY KARIMJI BARODAWALLA, Mr., M.L.A., J.P., R (E Ward). |
| JAFARBHAI ABDOOLABHAI LALLJEE, Mr., R (B Ward). | SHANTIDAS ASKARAN SHAH, Mr., J.P., R (D Ward). |
| JAINNADAS DWARKADAS, Mr., B.A., M.L.A., R (C Ward). | SHERIFF DEVJEE CANJEE, Mr., R (B Ward). |
| JAMSETJI ARDASEER WADIA, Mr., J.P., J. | SHIAVUX SORABJI BATLIWALA, Dr., M.L.C., L.M. & S., J.P., R (F Ward). |
| JAMSETJEE JEJEEBHOY, Sir, BART., M.L.A., J.P., J. | TEMULJI B. NARIMAN, Sir, KT., L.M., F.C.P.S., J.P., U. |
| * JEHANGIR B. BAMAN-BEHRAM, Mr., B.A., LL.B., J.P., R (A Ward). | ‡ VASANTRAO ANANDRAO DABHOLKAR, Mr., O.B.E., J.P., G. |
| JEHANGIR BOMANJEE PETIT, Mr., J.P., M.L.C., R (D Ward). | VIEGAS, ACCACIO, G., Dr., L.M. & S., J.P., J. |
| ††† JEHANGIR J. CURSETJI, Dr., M.D., L.R.C.P., L.R.C.S., R (C Ward). | |
| JEHANGIR RATANJI DUBASH, Mr., J.P., R (A Ward) | |
| ‡ KAVASJI EDALJI DADACHANJI, Dr., L.M. & S., M.L.C., J.P., R (D Ward). | |
| KHARSHEDJI LIMJI, Mr., J.P., J. | |

NOTE.—The letters against the names signify—R, that the Member was elected by the Rate-payers; J, by the Justices of the Peace; C.C. by the Chamber of Commerce; U, by the University; and G, appointed by Government.

NOTE.—The marks against the names signify—*, Member of the Standing Committee; †, Member of the Schools Committee; ‡, Member of the Board of the City of Bombay Improvement Trust; §, Member of the Board of the Victoria Jubilee Technical Institute; ||, Representative on the Board of Management of the Acworth Leger Asylum at Matunga; **, Representative on the Board of Trustees of the Prince of Wales Museum of Western India; ***, Representative on the Port Trust; †, Representative on the Advisory Committee in connection with the Bombay Development Scheme; †† Representative on the Advisory Committee in connection with the Grant Medical College, Bombay.

11. Mr. H. B. Clayton, M.A., I.C.S., held charge of the office of Municipal Commissioner throughout the year.

12. Mr. R. P. Masani, M.A., Deputy Municipal Commissioner, was on combined leave for six months from the 2nd May to the 1st October 1921 during which period Mr. H. K. Kirpalani, M.A., I.C.S., was appointed to act for him.

II.—Heads of Departments.

13. Mr. N. Maughan, M.Inst. C.E., M.R.San. Inst., Deputy Executive Engineer, Drainage, was on combined leave from the 27th March 1922 and Mr. D. D. Daruvalia, L.C.E., A.M.Inst. C.E., M.R. San. Inst., Senior Assistant Engineer, Drainage, was in charge of the Department from that date.

14. Mr. W. E. Waite, Chief Accountant, was on combined leave from the 15th November to the 17th December 1921, during which period Mr. M. R. Tambe, B.A., L.C.E., F.S.A.A., A.L.A., Deputy Accountant, acted for him.

15. Mr. H. Wald, Deputy Assessor and Town Duty Refund Officer, was appointed Superintendent, Electoral Roll Department, from the 8th March 1922 and Mr. Kazi Abdul Razak, Deputy Rent Controller, was appointed to act for him from that date.

16. Mr. E. J. Hale, Storekeeper, retired from service from the 1st October 1921 and Mr. K. N. R. Ranina, Assistant Storekeeper, was appointed in his place.

17. Mr. J. M. Doctor, C.M.Z.S., Superintendent of Gardens, was on privilege leave for two months from the 5th May to the 4th July 1921, during which period Mr. S. N. Ranina, G.B.V.C., Assistant Superintendent, acted for him.

18. The following officers continued in their respective appointments throughout the year :—

Mr. A. A. Moulvi, B.A., Municipal Secretary.

Dr. J. E. Sandilands, M.C., M.D., D.P.H., Executive Health Officer.

Mr. James W. Mackison, B.Sc., M.I.C.E., Special Engineer, Development Works.

Mr. T. K. Roddan, M.Inst.M. & C.E., Executive Engineer.

Mr. H. J. Trivess Smith, M.Inst.C.E., Special Engineer, Tansa Completion Works.

Mr. W. A. Niven, A.M.Inst.C.E., Hydraulic Engineer.

Mr. F. R. Melville, B.Sc., A.M. I.C.E., Deputy Engineer Works.

Mr. E. Gordon Cameron, A.M.I.E.E., M.R.S.I., Deputy Executive Engineer, Mechanical Branch.

Mr. R. G. Robottom, Assessor and Collector.

Captain C. M. Flanders, V.S., R.A.V.C., Superintendent of Markets.

Mr. T. C. Greenop, Chief Officer, Fire Brigade.

Mr. N. S. Kowshik, Superintendent of Licenses.

Mr. Earnest R. Fern, Curator and Secretary, Victoria and Albert Museum.

Rao Bahadur D. G. Padhye, Secretary, Schools Committee.

III.—Financial.

I.—GENERAL.

19. There was an increase of Rs. 30,03,812 in the revenue for the year. The net result of the transactions for the year gives an excess revenue over expenditure as follows :—

| | Rs. |
|--------------------|-------------|
| Revenue | 2,31,47,009 |
| Expenditure | 2,24,64,954 |
| | <hr/> |
| Surplus | 6,82,055 |
| | <hr/> |

20. The Working Cash Balance at the beginning of the year was Rs. 74,57,865, which included Rs. 13,53,551 for renewal of grants for 1920-21 and previous years Rs. 8,77,623 the value of stores in hand, Rs. 1,00,000 the minimum required to be reserved under the Municipal Act, Rs. 15,76,574 the Contribution payable to the City Improvement Trust in 1921-22 and Rs. 6,77,434 the amount advanced for the purchase of plant and machinery. At the close of the year the working cash balance was Rs. 81,39,920 of which Rs. 17,95,108 represents grants for 1921-22 and previous years to be renewed, Rs. 14,23,800 the value of stores in hand, Rs. 1,00,000 the minimum required to be reserved by law, Rs. 17,85,007 the Contribution payable to the City Improvement Trust in 1922-23 and Rs. 10,27,135 the amount advanced for the purchase of plant and machinery.

II.—INCOME.

21. The rates of taxation were the same as in the preceding year. The receipts for the year, however, exceeded those of 1920-21 by Rs. 30,03,811. The principal increases are in (1) General Tax Rs. 9,90,308, (2) Cotton Import Duty Rs. 11,15,032, (3) Water Tax Rs. 2,87,862, (4) Contribution from Government for Primary Education Rs. 1,94,226, (5) Street Cleansing and Conservancy including Road Watering Rs. 91,280, (6) Wheel Tax and Government Contribution in lieu of Tolls Rs. 51,901, (7) Ground Rent under VIII Roads and Overbridges Rs. 1,25,170, (8) Halalkhor Tax Rs. 2,40,875 and (9) Miscellaneous receipts under XII Building Regulations and other measures for securing public safety Rs. 1,33,128. The apparently large increase in revenue from Cotton Duty is on account of the revenue under that head for 1920-21 being only for three months as the duty on cotton was levied for the first time in January 1921. The decreases were under (1) Tobacco Duty Rs. 63,577, (2) Interest and Profit on investment of Surplus Loan and other Balances Rs. 1,04,165 and (3) Miscellaneous Receipts under VIII Roads and Overbridges Rs. 2,03,630.

22. The variations have been fully dealt with by the Chief Accountant in paras. 18 and 19 of his report in which as usual he makes an estimate of what may be taken to be the permanent increase in our income. For the year under report this is estimated at Rs. 30,00,000. With this increase in income, there has been an increase in the incidence of taxation per head, which works out at Rs. 16-15-3 for this year as against Rs. 14-10-6 for 1920-21, if the figures of the census of 1921 be taken as the basis of calculation.

23. As compared with the revised estimates the actual receipts showed a net excess of only Rs. 14,159.

III.—EXPENDITURE.

24. The expenditure for the year totalled Rs. 2,24,64,954, an increase of Rs. 22,62,653 over the expenditure for 1920-21. The principal increases and decreases are dealt with in para 11 of the Chief Accountant's report and the reasons thereof are shown in para 31. The demands on our Surplus Cash Balance have been very heavy and the amount now available is very small. The financial position therefore requires most careful consideration in view of the large improvement projects in hand and contemplated.

25. The total sanctioned grants for the year aggregated Rs. 2,46,03,389 and the expenditure amounted to Rs. 2,24,64,954. The unexpended balance was therefore Rs. 21,38,435 out of which grants aggregating Rs. 17,95,108 are required to be renewed for expenditure in 1922-23, leaving a net saving of Rs. 3,43,327. The savings in expenditure and renewal of grants are dealt with in paras 27-30 of the Chief Accountant's report.

26. Additional grants sanctioned during the year aggregated Rs. 14,79,365 as against Rs. 20,93,710 for 1920-21.

IV.—LOAN WORKS EXPENDITURE.

27. The expenditure on Loan Works executed out of Loan Funds amounted to Rs. 69,95,553 against Rs. 43,69,784 in 1920-21, an increase of Rs. 26,25,769 principally under (A) Buildings and Sanitary Structures, (D) Water Works, (E) Cemeteries, (F) Disposal of Town Sweepings and (G) Miscellaneous.

V.—PLAGUE EXPENDITURE.

28. The expenditure on Plague Operations for the year amounted to Rs. 1,16,888, a decrease of Rs. 7,703 on the expenditure for 1920-21.

VI.—CAPITAL DEBT.

29. To carry out the programme of Loan Works Rs. 1 crore were taken up by the Corporation during the year under report out of the loan of Rs. 1½ crores which it was arranged to take up from Government, as and when required, at 6½ per cent. (Tax Free) with the option to Corporation to repay the loan after 15 years.

Reduction of debt during the year amounted to Rs. 51,185. The Capital liabilities of the Corporation were therefore increased from Rs. 8,48,28,052 to Rs. 9,47,76,867. Against this debt the total Sinking Fund invested up to 31st March 1922 totalled Rs. 2,49,99,841 and the outstanding debentures of the Drainage Loan of 1878 not repaid, but covered by a renewed grant, amounted to Rs. 6,500, leaving a net debt liability of Rs. 6,97,70,526.

30. The different Sinking Fund Investments held on 31st March 1922 have been shown in para 36 of the Chief Accountant's report.

VII.—ASSETS AND LIABILITIES.

31. The revenue and capital assets of the Municipality at the close of the year, as compared with 1920-21, stand as follows :—

| | At the close of 1921-22. | | | At the close of 1920-21. | | | Increase. |
|-----------------------------------|--------------------------|--------------|--------------|--------------------------|--------------|--------------|-------------|
| | Revenue. | Capital. | Total. | Revenue. | Capital. | Total. | |
| | Rs. | Rs. | Rs. | Rs. | Rs. | Rs. | Rs. |
| Assets | 1,59,32,531 | 14,35,14,755 | 15,94,47,286 | 1,52,59,811 | 12,76,81,231 | 14,29,41,042 | 1,65,06,244 |
| Liabilities | 1,13,72,726 | 10,36,37,089 | 11,50,09,815 | 1,07,32,071 | 8,65,43,341 | 9,72,75,412 | 1,77,34,403 |
| Excess Assets over Liabilities... | 45,59,805 | 3,98,77,666 | 4,44,37,471 | 45,27,740 | 4,11,37,890 | 4,56,65,630 | — 12,28,159 |

SUSPENSE ACCOUNT.

32. The profit on Municipal Workshops was Rs. 46,174 as against Rs. 37,523 for the preceding year.

STORES ACCOUNTS.

33. The balance of reserve stock on 31st March 1922 amounted to Rs. 14,23,800 against Rs. 8,77,623 at the close of 1920-21, thus showing an increase of Rs. 5,46,177. There was a small reduction in the balance of Surplus and Obsolete Stores (Rs. 1,992 against Rs. 2,138).

STREET IMPROVEMENTS.

34. The total liabilities after allowing for time-barred claims on account of set-backs aggregated Rs. 12,05,297 up to 31st July 1922 against which we have sanctioned funds aggregating Rs. 1,00,369 to which has to be added a sum of Rs. 59,248, being realizations by the sale of set-forward lands and permissions granted to house-owners to build within the regular lines of the streets. A sum of Rs. 8 lakhs has been included for street improvements in the 240 lakhs loan sanctioned by the Corporation under Resolution No. 2712 of 3rd July 1922.

There is thus a net liability of Rs. 3,04,928.

MISCELLANEOUS FUNDS.

35. The Municipal Fire and Accident Insurance Fund stood at Rs. 3,34,857 at the close of the year, the Worn-out Water Mains Renewal Fund at Rs. 7,11,477, the net Premia Fund at Rs. 8,41,693, the Land and Buildings Fund at Rs. 19,59,290 and Mahim Development Scheme Fund at Rs. 22,67,635 (*vide* Appendix No. IV to the Chief Accountant's report).

The investments on account of the first four of these funds being principally in 3½ per cent and 4 per cent securities, the market value of the investments is much less than the figures shown above. This information will be found in Appendix No. 5-A to the Chief Accountant's report.

FIRE TAX.

36. The deficit to the account of the Fire Tax, at the close of the year, amounts to Rs. 60,013 (*vide* para 62 of the Chief Accountant's report).

37. The comparison of the net revenue and the net expenditure for 1920-21 and 1921-22 is shown below in accordance with the Standing Committee's Resolution No. 12212, dated 3rd February 1892 :—

| Particulars. | 1920-21. | | | 1921-22. | | |
|--|--|----|----|--|----|----|
| INCOME. | | | | | | |
| | Rs. | a. | p. | Rs. | a. | p. |
| <i>Net Revenue after deducting Refunds, Drawbacks, and charges in respect of Assessment and Collection, and granting of Refunds.</i> | | | | | | |
| General Tax | 73,26,291 | 11 | 3 | 82,88,902 | 5 | 0 |
| Town Duties | 18,83,304 | 1 | 10 | 18,87,873 | 1 | 10 |
| Cotton Import Duty | 3,77,099 | 12 | 6 | 14,92,131 | 11 | 2 |
| Liquor Licenses and Tobacco Duty | 5,85,637 | 11 | 8 | 5,22,060 | 12 | 6 |
| Returns from Property and Miscellaneous... .. | 6,93,516 | 13 | 1 | 10,99,481 | 8 | 11 |
| Water Works Revenue (Net) | 5,18,244 | 5 | 10 | 6,62,592 | 9 | 9 |
| Wheel Tax and Tolls | 7,26,163 | 5 | 9 | 7,68,042 | 10 | 9 |
| Fire Tax | Dr. 28,164 | 14 | 9 | Dr. 60,536 | 1 | 1 |
| Market and Slaughter Houses | 4,16,440 | 11 | 3 | 3,45,233 | 12 | 5 |
| Total Rs. | 1,24,98,533 | 10 | 5 | 1,50,05,782 | 2 | 8 |
| EXPENDITURE. | | | | | | |
| <i>Net Expenditure after deducting Receipts.</i> | | | | | | |
| General Superintendence | 3,38,152 | 7 | 9 | 5,07,845 | 0 | 2 |
| Education, Primary | 13,76,348 | 9 | 6 | 15,25,222 | 2 | 4 |
| Do. Secondary... .. | 64,458 | 2 | 6 | 72,299 | 8 | 10 |
| Public Health Department | 11,79,103 | 12 | 5 | 8,14,853 | 9 | 4 |
| | | | | (Exclusive of expenditure on Street Cleansing and Conservancy). | | |
| Census | 26,147 | 2 | 2 | Included above. | | |
| VI.—Hospitals | 4,86,215 | 11 | 3 | 8,78,610 | 7 | 2 |
| VII.—Street Cleansing and Road Watering | Included in Public Health and Roads and Overbridges. | | | 34,87,346 | 2 | 10 |
| Plague Expenses | 1,24,591 | 1 | 2 | Included in Public Health. | | |
| VIII.—Roads and Overbridges | } 33,67,474 10 6 | | | 31,48,304 | 5 | 1 |
| IX.—Public Lighting | | | | 5,71,042 | 6 | 5 |
| X.—Drainage and Sewerage including Halalkhore Branch.. | | | | 12,18,030 | 5 | 5 |
| XII.—Building Regulations and other measures for Securing the Public Safety | } 1,01,512 4 10 | | | 55,691 | 10 | 11 |
| XIII.—Gardens and Open Spaces | | | | 2,14,480 | 5 | 10 |
| New Works | 2,45,374 | 12 | 4 | Included under different service heads. | | |
| Pensions, Gratuities and Compassionate Allowances | 1,51,242 | 2 | 5 | Do. do. | | |
| Miscellaneous | 8,21,469 | 9 | 6 | The expenditure on extraordinary allowances was included under Miscellaneous in 1920-21. | | |
| Contribution to the City Improvement Trust | 15,71,247 | 11 | 6 | 15,76,573 | 15 | 3 |
| Municipal Debt (excluding Water Works & Fire Brigade) | 25,44,486 | 6 | 11 | Allocated under different service heads. | | |
| Investment of sale proceeds of Municipal Land in the Municipal Land and Building Fund | 1,59,812 | 8 | 9 | 2,53,427 | 3 | 6 |
| Total | 1,25,57,637 | 1 | 6 | 1,43,23,727 | 3 | 1 |
| Deficit | 59,103 | 7 | 1 | | | |
| Surplus | | | | 6,82,054 | 15 | 7 |
| Total | 1,24,98,533 | 10 | 5 | 1,50,05,782 | 2 | 8 |

38. The Revenue, Expenditure and Balances of the last five years have been contrasted in the following table:—

| | 1917-18, | 1918-19, | 1919-20. | 1920-21. | 1921-22. |
|---|-------------|-----------------|-------------|-------------|-------------|
| | Rs. | Rs. | Rs. | Rs. | Rs. |
| Revenue | 1,48,29,387 | 1,73,74,185 | 1,83,16,927 | 2,01,43,197 | 2,31,47,009 |
| Expenditure | 1,42,69,391 | (a) 1,70,26,649 | 1,83,09,277 | 2,02,02,301 | 2,24,64,954 |
| Closing balance (including advances to Loan Works, Reserve Stock, &c., and excluding Minor Deposits, &c.) | 71,61,781 | 75,09,317 | 75,16,968 | 74,57,865 | 81,39,920 |
| Add—Recoverable Revenue outstanding | 60,927 | (b) 6,07,207 | 1,53,237 | 4,82,890 | 6,57,623 |
| | 72,22,708 | 81,16,524 | 76,70,205 | 79,40,755 | 87,97,543 |
| Deduct—Uncompleted Works, &c., and unexpended balances of the grants which were required for payment in the following year | 11,17,198 | 13,67,073 | 17,65,909 | 13,53,551 | 17,95,107 |
| Net Working Balance available for the requirements of the following year | 61,05,510 | 67,49,451 | 59,04,295 | 65,87,204 | 70,02,436 |

(a) Includes Rs. 6,34,356 for the write off of the depreciation on 3½ per cent. Government Paper held in Surplus Funds.

(b) Includes Rs. 4,32,395 on account of arrears of General Tax for 1918-19 due by the Port Trust.

VIII.—REVENUE AUDIT.

39. The demands, collections and outstandings at the close of the year were duly checked with the Assessor and Collector's books. The number of claims sanctioned for refund on account of vacancy under Sections 174 to 179 of the Act and on account of over-collections amounted to 462, representing Rs. 37,121-9-1. The claims to one-fifth drawback under Section 158 (2) scrutinized aggregated 856 of which 55 were admitted. It was ascertained from the Assessment Book that no property liable to any authorized tax or charges leviable in lieu thereof had escaped assessment. The Vehicle and Animal Tax Book was also examined in detail. The revenue from the Tax on Public Land Conveyances licensed by the Commissioner of Police under Act VI of 1863 was audited and certificates of issue of licenses supplied by that officer were checked with the registers kept in the Chief Accountant's Office. The revenue receipts and vouchers of the different departments were examined in detail and the collections paid into the Treasury were duly verified.

IV.—Assessment and Collection of Revenue.

40. The total demand for the year was as follows:—

| | Demand. | Increase over the preceding year. |
|------------------------------------|---------|-----------------------------------|
| | Lakhs. | Lakhs. |
| General Tax | 88.77 | 8.99 |
| Water Tax | 34.20 | 1.93 |
| Halalkhore Tax | 24.38 | 2.48 |
| | 147.35 | 13.40 |
| Corresponding figures for 1920-21. | 133.95 | 11.95 |

41. The balance uncollected at the end of the year was 6.51 lakhs or 4.4 per cent. of the total demand against 3.6 per cent. last year. Out of this amount a sum of Rs. 3.47 lakhs was collected before the 30th June 1922.

42. The rateable value of properties increased during the year from 839 lakhs to 934 lakhs, an increase of 95 lakhs against the increase of 67 lakhs during the previous year.

43. The tax on vehicles and animals yielded Rs. 4,01,291, being Rs. 35,814 more than in the previous year.

TOWN DUTIES.

44. The figures of collections, refunds and net revenue as compared with those of the preceding year were as follows :—

| | 1921-22. | 1920-21. |
|--------------------------|-----------|-----------|
| | Rs. | Rs. |
| Gross collections | 39,33,355 | 35,95,805 |
| Refunds | 17,07,925 | 15,95,787 |
| Net Revenue | 22,25,452 | 20,00,017 |

45. The net revenue shows an increase of Rs. 2,25,435, which is due principally to large imports of sugar. There were large decreases under all the other dutiable articles except beer which showed an increase of Rs. 1,792. The increase in the revenue from sugar was Rs. 5,79,274. The revenue derived from the non-refundable duty on cotton was Rs. 34,89,607, of which the Municipal share was Rs. 14,95,546. The total revenue for the year was therefore Rs. 37,20,998 as compared with Rs. 23,77,116 for the previous year.

V.—Public Works.

MUNICIPAL BUILDING CONSTRUCTION.

46. The Special Engineer's report gives details of works carried out or projected. The general conditions as regards the prices of building materials and labour somewhat improved during the year of report and a majority of the works budgetted for were carried out during the year.

OVERBRIDGES.

47. Most of the buildings acquired in connection with the DeLisle Road Overbridge have been demolished and the B. B. & C. I. Railway are about to take the work of construction in hand.

48. All the acquisition proceedings in connection with the Dadar Overbridge were completed, except in two cases in one of which the claimants applied for a reference to the High Court. The G. I. P. Railway Company have commenced the work of the overbridge.

49. The alignment of the Mahalaxmi Overbridge was under the consideration of the Corporation at the close of the year.

50. Proceedings for the acquisition of the properties first notified in connection with the Victoria Road Overbridge were concluded and those for the acquisition of the properties subsequently notified were pending before the Land Acquisition Officer.

51. The land required for the extension of the Frere Overbridge near Grant Road is being acquired under the Land Acquisition Act.

52. The widening of the Byculla Overbridge has been sanctioned by the Corporation and negotiations for the acquisition of the required properties are proceeding.

ROADS.

53. All the buildings comprised in the scheme for widening the Church Gate Street have been demolished and several new buildings are being erected. Most of the buildings acquired for widening Dalal Street have either been demolished or setback and the work of constructing the road will be taken in hand shortly. The scheme for the widening of Masjid Bunder Road and Samuel Street has been sanctioned by the Corporation and steps are being taken to acquire the properties under the Land Acquisition Act. The scheme for the acquisition of properties near Pydhoni has also been sanctioned by the Corporation. A settlement with the several parties interested in the scheme has been arrived at by which all the property holders will be reinstated on reconstituted plots in the scheme and the Municipality will receive about rupees one lakh to cover road reconstruction and other works. The scheme for the proposed road from Hornby Road to Ballard Pier has been sanctioned by the Corporation and the properties comprised therein have been notified by Government under the Land Acquisition Act. Good progress has been made in the construction of the Dadar-Kumbharwada Road and the work is being pushed forward as much as possible. All but two properties have been acquired for the improvement of the Love Grove Pumping Station Road and the road construction work is proceeding. Settlement in all cases but one has been arrived at in connection with the road between Cadell Road and Mahim Kapad Bazar and the road construction work will shortly be commenced. Arrangements for the acquisition of properties for the proposed road from Haines Road to the junction of Tulsi Pipe Line Road and Fergusson Road have been made and two large properties have already been acquired. Nesbit Road was extended through Mingalwadi for a length of about 500 feet.

MAHIM DEVELOPMENT SCHEME.

54. The construction of the road from Lady Jamshedji Road to Mahim Station was in progress. All the properties required in connection with the Nardulla Tank Scheme were acquired and the road construction work was in progress. In connection with the extension of DeLisle Road northwards to meet Lady Jamshedji Road and the widening and improving of Lady Jamshedji Road from the Bombay Woollen Mills to Bandra Causeway, several cases for the acquisition of the properties were settled. The Corporation have sanctioned the schemes for the construction of (a) a road from Lady Jamshedji Road to Tulsi Pipe Line Road in continuation of Mahim Bazar Cross Road, (b) a road between Dadar and Matunga stations and (c) two short roads for giving easy access to Mahim foreshore, and negotiations have been opened with the parties concerned. In connection with the scheme for a public park at Mahim 54 cases were notified for acquisition of which 10 were settled and acquisition proceedings were pending in respect of the remaining cases.

55. Eight private streets were declared public and action under Section 305 of the Municipal Act was taken in respect of 27 private streets during the year. The setbacks enforced resulted in the addition of 6,754 square yards to the roadway.

56. The total amount paid for the acquisition of setbacks was Rs. 5,10,547 of which Rs. 3,17,488 was paid from capital and Rs. 1,93,059 from revenue.

57. The area of roads metalled and patched during the year was 10,280,569 square feet as against 7,763,300 square feet in the previous year, the cost being Rs. 11,09,932 and Rs. 7,23,908 respectively. The rate for full metalling worked out at Rs. 21-13-4 per 100 square feet or 3 annas and pies 6 per square foot as against Rs. 24-12-8 per 100 square feet or 3 annas and pies

11 per square foot during the last year, the decrease being due to the fall in the prices of materials. As an experimental measure, a special method of road construction, *viz.*, laying sett stone pavement on cement concrete bottom, has been adopted on a section of Frere Road comprising an area of 153,585 square feet. The work was completed at a cost of Rs. 5,22,552, which works out at Rs. 30-9-9 per square yard. The result of the experiment shows that a great deal of improvement will be effected by the completion of the whole road on these lines and it has been decided to construct the whole of Frere Road in this manner. With a view to improving the condition of roads the Corporation decided to try the experiment of the "two coat" method of Bituminous construction. This work was started in Hornby Road and the cost of concrete foundation and the laying of asphalt pavement amounted to Rs. 65,743 at the close of the year. The length of the road surface disturbed for laying mains, drains, cables, etc., was about 76 miles out of about 178 miles of roads in the City and the cost of restoration amounted to Rs. 7,26,016. A large number of roads with an aggregate area of 4,968,034 square feet were tar painted and some roads with an area of 1,413,186 square feet were laid with tar macadam. The cost of tarring operations amounted to Rs. 6,50,463 during the year. Road watering cost Rs. 2,16,377. 119 new trees were planted during the year. On four roads footpaths were newly laid.

PUBLIC LIGHTING.

58. There were 7,322 gas lamps, 672 ordinary kerosine oil lamps and 164 oil pressure lamps at the end of the year against 7,181 gas lamps and 1,184 kerosine oil lamps in the previous year. The total cost of gas lighting (including the cost of 59 electric lamps at the various junctions) amounted to Rs. 4,29,479 and that of kerosine oil lighting to Rs. 37,850.

MUNICIPAL WORKSHOPS.

59. The Municipal Workshops were fully employed during the year in the repair of plant and machinery used by the different departments and in the manufacture of new articles. The estimated net profit was Rs. 46,173, the corresponding figures for the years 1920-21 and 1919-20 being Rs. 37,524 and Rs. 23,169 respectively. The bills preferred against the various departments amounted to Rs. 7,71,437 against Rs. 6,27,829 last year.

60. A complete inspection of small workshops and factories coming within the purview of the Municipal Act was carried out. 296 applications for licenses were disposed of and 290 cases in connection with the casting of metal, blacksmiths' shops and nuisance due to smoke, &c., were dealt with during the year.

HEALTH CAMPS.

61. Health camps consisting of 70 rooms were erected in connection with plague cases. The existing camps of 177 rooms were also maintained.

PRIVATE BUILDINGS.

62. The number of applications for permission either to build or to rebuild houses, etc., was 3,211 against 3,287 in the previous year. 1,721 notices were issued under various sections of the Municipal Act. The number of prosecutions was 1,110 against 1,283 in the previous year. 385 cases were withdrawn on compliance with requisition, 222 persons were warned and discharged, 436 were convicted and 67 cases were pending at the close of the year. 492 notices were issued for the removal of unsafe structures. Of these 312 were complied with and 180 were pending at the close of the year. 20 buildings or portions thereof fell during the year. In eight of these 17 persons were injured and

14 were killed. Action was taken in 94 cases for the removal of inflammable huts. In 82 cases the requirements were complied with and 12 cases were pending at the close of the year. In 8 cases applications were made to the Standing Committee for the removal of unauthorised work. In four of these the owners removed the work, in one case the Municipality removed the work and the remaining 3 cases were pending at the close of the year. 580 buildings in B and C Wards were inspected during the year with a view to ascertaining whether the means of egress were sufficient to allow of safe exit in the event of fire as required by Section 349D of the Municipal Act. 186 notices were issued for the provision of sufficient means of egress. Of these 49 were complied with and the remaining were pending at the close of the year.

DRAINAGE.

63. The report of Mr. J. D. Watson on the drainage and sewerage scheme is under consideration. The Bombay Port Trust having raised objections to the scheme, the Corporation have sanctioned the appointment of a committee of three experts including Mr. Watson to report on the scheme and the objections. The other two members of the Committee are Dr. W. E. Adeney, D. Sc., F. I. C. and Sir G. Bertram Kershaw. Pending final decision, only necessary minor works were executed towards the construction of the Love Grove Sewage Outfall.

64. Much trouble was experienced owing to the enormous amount of corrosion in the pumping plant at the Love Grove Pumping Station. So excessive was the corrosion that every frame, screen, dredger chain and the conveyor had to be renewed. The average height of sewage in the detritus chamber was 4'-11". The amount of detritus removed was 4,492 tons and that of sewage pumped 34½ million gallons per day on an average. The increased amount of sewage dealt with by the ejectors rendered it necessary to work the Compressor plant at Love Grove Compressor Station to its utmost capacity, night and day. All small storm water sluices were maintained in a good condition. The automatic sluice gates and spill wire erected between the storm water channel and the reservoir at Worli acted successfully during the times of heavy rains and the amount of flooding in the City was considerably less than usual. The auxiliary air compressor station at Bhandarwada installed with a view to deal with the flooding in the Tank Bunder District worked satisfactorily.

65. Much trouble was experienced in the various parts of the City owing to the large quantities of water brought into the City. To meet immediate requirements an Ejector Station has been erected at the junction of Arthur Road and DeLisle Road and it is expected it will relieve the surcharging of sewers at Elphinstone Road, Fergusson Road and DeLisle Road until the new drainage scheme is in operation.

66. Fifteen large works of providing storm water drains were carried out during the year at a total cost of Rs. 11,13,346. Of these 13 were done by contract and two were carried out departmentally. One pipe sewer work was carried out at a total cost of Rs. 6,688. Minor new works and repairs, alterations, etc., were carried out at a cost of about Rs. 86,958. 39 miles of pipe sewers, 14 miles of ovoid main sewers and 26 miles of storm water drains were cleaned, the quantity of silt removed being 2,042, 249 and 7,189 tons respectively. 1,926 tons of silt were removed from catch-pits on main and pipe sewers. 240 sullage connections and 100 storm water connections were made during the year.

WATER WORKS.

67. The rainfall at the Tansa, Tulsi, Yehar and Powai Lakes was over the average of the last five years by 8.5 per cent., 32.45 per cent., 30 per cent. and 35 per cent., respectively. All the lakes except Vihar Lake overflowed.

68. Extensive survey in connection with the Tansa Completion Works was carried out during the year over a length of 45 miles between Tansa and Bandra for determining the alignment of the proposed pipe line and for demarcating the boundaries of the land to be acquired. A preliminary survey was also made for a distance of about 20 miles along the Vaiturna River to ascertain whether it could be used to supplement the Tansa Supply. Action has been taken for the acquisition of land required for the new pipe line, tramways, etc., and it is hoped that all private land will come into Municipal possession during the next fair season. In the meantime works are progressing and the lands are entered upon under the provisions of the Municipal Act. Government have given possession of all their forest and other lands, required for the works. Tenders for the construction of the pipe track and for the supply and laying of 72" and 57" pipes for the works have been accepted and contracts for the supply of valves and for the supply of a temporary Pumping Plant have been entered into. Modifications have been made in the design of a bridge at Bandra to carry the new Tansa mains across Bandra Creek and the site of the bridge shifted westward owing to alterations to the B. B. and C. I. Railway south of Bandra Station and to change of route of the pipe line from Tulsi Pipe Road to Lady Jamsetji Road. The Bridge will be constructed departmentally. The construction of embankments for the pipe track is well in hand notwithstanding the great difficulty experienced in retaining labour owing to the continued prevalence of Malaria throughout the whole length. The steel framing for Messrs. Braithwaite & Co.'s factories is nearing completion and its shipment from England to Bombay is being arranged for. Of 890,000 c.ft. of masonry work for raising Tansa Dam, 650,000 c.ft. were completed by the contractors by the end of the year. A metalled road from Atgaon to Tansa has been constructed. A preliminary survey of the duties performed by the trunk mains throughout the City was made. Satisfactory progress has been made in all the important contracts and there is every likelihood of all of them being completed well within contract time.

69. The construction of mechanical filters at Tulsi made good progress in spite of constant sickness among the labour staff and it is expected that the whole work will be completed and the filters brought into use shortly. All the works in connection with the scheme for utilizing the water from the Powai Lake were completed, but the lake could not be brought into use owing to the delay on the part of the contractors in erecting the filter equipment. The Powai Scheme which was originally proposed to be developed by the Municipality for supplying 2 million gallons of water per day to Government for use in Salsette is now being incorporated with the Bombay City Supply as the Corporation have now agreed to supply Government with water to that extent from either the Tulsi or Vehar Mains.

70. The work of increasing the storage capacity of the reservoir at Malabar Hill by means of an extension on the western side was completed during the year and the whole area has been roofed over in concrete and a garden laid out. The site now forms one of the most beautiful public parks in the City.

GENERAL STORES DEPARTMENT.

71. The total value of stores available for issue was Rs. 28,12,237, that of stores issued (including transfers) Rs. 18,45,920 and the balance after adjustment of small discrepancies Rs. 9,65,826. This amount exceeds the balance of the previous year by Rs. 3,06,515. The increase is due principally to larger stock of cement and meters remaining on hand at the close of the year.

72. During the year 90 contracts for the supply of general and special stores were made. The market rates ruled high throughout the year.

73. The value of the surplus and obsolete stores was Rs. 1,992 and that of the stores on the Line Suspense Account Rs. 95,625, being Rs. 146 and Rs. 5,181 respectively less than in the previous year. The verification of the stores showed satisfactory results.

FIRE BRIGADE.

74. The Fire Brigade was maintained in a state of thorough efficiency throughout the year.

75. There were 638 calls, of which 152 were false alarms. The number of fires was 332, of which 209 were extinguished by the Brigade and 123 were extinguished before its arrival. The total number of fires during the preceding year was 357. Seven fires were of a serious nature involving the loss of property estimated at Rs. 31,36,000 out of the total estimated loss of Rs. 40,46,289. Of the amount of total loss, Rs. 15,00,000 are accounted for by one fire at Government Stores Gun Carriage Siding, Colaba Road.

76. Two lives were lost at fires and twelve persons received minor injuries. Twenty persons were rescued.

77. Assistance was rendered by the Brigade on 18 occasions when buildings collapsed. The casualties were 10 persons killed, 4 persons injured to such an extent that they subsequently succumbed and 34 persons slightly injured.

78. 121 premises were inspected in connection with dangerous trades. All the theatres and Cinema Halls were also inspected.

79. Of the 638 calls 390 were received through fire alarms. There are 108 fire alarms in the City and twenty more are being installed.

80. On the whole the water supply at fires was satisfactory and the attendance of the Water Department staff was invariably prompt. The only case of real shortage of water was at the fire at Sewri Bunder in the Port Trust area with private mains. The necessity of enlarging the mains in this area has been once more impressed upon the Port Trust. The turncocks attached to the Brigade have proved themselves invaluable and their number will be increased shortly.

81. The construction of the New Fort Fire Brigade Station was held in abeyance as several alternative sites for the station were under consideration. Plans and estimates for the construction of the station on the site originally selected at Mint Road have, however, now been prepared and submitted to the Corporation. The work of filling in Naigaum Tank continues and as soon as it is completed the question of the New Dadar Fire Brigade Station will be considered.

82. The service of the motor ambulances presented by Bai Jerbai N. Wadia for street and other accidents was satisfactory and is becoming very popular. There were 314 accident calls and 452 private hire calls during the year. A temporary motor ambulance station at Frere Road for the Dock area is now nearing completion and will be opened shortly.

PUBLIC GARDENS.

83. Ten public gardens were maintained by the Municipality during the year. The number of visitors to the Victoria Gardens was 2,193,538 against 23,56,024 in the previous year, the decrease being due to the disturbances in the City in November. Her Excellency Lady Lloyd visited the gardens during the year when the collection of animals presented to H. R. II, the Prince of Wales by the Maharaja of Nepal was on view. This collection attracted a large number of visitors to the Gardens. 379 new plants were obtained in exchange from other gardens. Fourteen animals were presented during the year, 18 were born in the gardens and 11 were purchased. 106 band performances at the different bandstands were held against 90 in the previous year. In addition to band performances 9 concerts of Indian Music were given at the Victoria Gardens. The admission fee levied at the Victoria Gardens on certain days on which the band played was discontinued during the year.

The gymnastic apparatus at the Victoria Gardens and at the Falkland Road Gardens was largely availed of by the public.

84. As in the past years Col. Liston and his staff kindly gave help and advice in performing post mortem and bacteriological examinations of dead animals at the Parel Bacteriological Laboratory.

VICTORIA AND ALBERT MUSEUM.

85. The number of visitors during the year was 1,267,059 against 1,371,047 in the previous year, giving a daily average of 4,127 against 4,423 of the last year. A case containing stuffed specimens of Pheasants amidst natural surroundings was added to the Natural History Section and various additions were made to other collections. Specimens of a medal and of a badge presented to those who did recruiting work and rendered valuable service during the late war have been presented by the Government of India and eight other valuable and interesting specimens have been presented by other donors.

Vk—Public Health.

86. The total mortality during the year was 53,609, being 7,770 more than in 1920. This includes 2,135 deaths among persons newly arrived in and not belonging to the City and gives a death rate of 46 per 1,000 of population as against 46·80 in 1920, 70 in 1919 and 41, the average death rate for the decennium.

87. The year began with an outbreak of Influenza which was conspicuous during the first four months of the year. Plague and small-pox assumed epidemic proportions from the latter half of March until the end of May. With the onset of the monsoon a short rise was noticed in the death rate from malaria. The staff for anti-malarial measures was therefore increased as a temporary measure. Proposals for a permanent increase in the staff are now before the Corporation.

88. The number of births registered during the year exclusive of still births was 19,125. This was 606 less than in 1920 and 1,603 less than the average of the decennium 1911-1920. The birth rate per 1,000 of the population works out at 16·26 against 20·14 in 1920.

89. The mortality among infants was 12,751, being 1,855 more than in 1920, and 1,882 more than the average of the quinquennium 1916-1920 and 3,423 more than the average of the decennium 1911-1920. The rate of infant mortality on the number of births was 667 per 1,000 against 552 in 1920, the decennial average being 450. A special report on the causes of this deplorable rate of infant mortality and remedial measures has been submitted to the Corporation and is under the consideration of a Committee of the Corporation.

90. Measures for the reduction of infant mortality were continued during the year. Relief to poor women during confinement was continued and dispensed in 342 cases against 369 in 1920. The number of women admitted to the three Municipal Maternity Homes was 1,635 against 1,531 in the previous year. Pure milk was distributed free or at a nominal price for the benefit of infants born in the homes or under the supervision of the Municipal nurses. The Maternity and Child Welfare Scheme of the Infant Welfare Society has made good progress. In addition to the two Infant Welfare Centres *viz.*, one at Sleater Road and the other at Imamwada Maternity Home, three more centres were opened by the Society, *viz.*, one at Clerk Road, one at Kamathipura and one in the Cama Hospital.

91. The total number of vaccine operations performed was 38,608 against 36,288 in the preceding year.

92. The quantity of refuse dealt with by the Conservancy staff amounted to 6,83,749 cartloads against 5,88,085 in 1920.

93. During the year 95,707 night soil and cesspool carts and 42,00,244 night soil baskets were emptied at the several night soil depots in the City against 62,925 carts and 42,70,320 baskets in 1920, an increase of 32,782 carts and a decrease of 70,076 baskets. The number of water closets substituted for basket privies was 128 against 440 in the preceding year.

LICENSES.

94. The total number of licenses issued and the fees recovered during the year were 12,836 and Rs. 1,31,789 against 12,296 and Rs. 1,28,685 respectively during the preceding year. The increase in the number of licenses issued was in respect of charcoal shops, firewood depots, timber, matches and eating houses. Sweetmeat shops became licensable by Act V of 1920 and 47 shops were licensed during the year.

95. A sanitary survey of all the licensable stables in the city was carried out during the year with the result that 7 insanitary stables were condemned and refused a license and 18 were vacated.

96. The fines inflicted by the Magistrates in 4,317 prosecutions conducted during the year amounted to Rs. 20,563, being the highest in the annals of the department. The prosecutions in consequence of the sanitary survey of stables were largely responsible for this result.

97. Three work places for melting and refining precious metals with the aid of acids at 3rd Agiary Street and Mumbadevi Road were closed during the year. It was decided in the year 1916 that this offensive trade should be banished from this thickly populated locality. Police Court proceedings were accordingly commenced in the year 1917 with the result that only 4 out of 24 such work places were left working in the locality at the end of the year 1921. Only one such work place in Dhanji Street is now granted a license as it is located in a ground-floor shed and the possibilities of nuisance have been reduced to a minimum by the installation of an improved apparatus to work it.

MARKETS.

98. The total revenue from Markets and Slaughter Houses amounted to Rs. 9,07,038 against Rs. 8,74,818 in the previous year.

99. The number of cows, bullocks and calves slaughtered was 55,138, of sheep and goats 8,15,498 and of buffaloes 11,538 against 82,056, 7,83,612 and 10,248 respectively during the previous year. The decrease in the number of cows, bullocks and calves was due to the prohibition, during the year, of slaughter of male cattle under 3 years of age, of female cattle under 4 years of age and of cows and buffaloes in calf in accordance with a Resolution passed by the Corporation.

100. The percentage of horned cattle rejected was 1.08 against 1.29 in the previous year and that of sheep and goats 1.06 against 1.33. The number of buffaloes rejected was 10 out of a total of 11,542.

101. The total quantity of unwholesome food destroyed amounted to 2,89,726 lbs. against 3,27,858 lbs. in the previous year. The quantity of meat illicitly imported into Bombay and seized and destroyed amounted to 5,119 lbs. against 6,912 lbs. in the previous year. The fines inflicted by Magistrates on the offenders amounted to Rs. 1,055.

102. The supplies of mutton, beef, fish, fruit, vegetable, &c., were satisfactory.

103. The financial result of the working of the markets during the year showed a return of 8.07 per cent. on the estimated capital expenditure against 7.15 per cent. in the previous year.

104. The rents of stalls in the Municipal Markets were increased by 10 per cent. of the amounts paid in January 1916. The license fees for private markets, outside meat shops and hawkers of meat were also revised so as to meet the greatly increased charges incurred by the Municipality on account of the supervision of these markets and removal of refuse.

105. A new private market was opened at Sewri.

106. The beef section at the Arthur Crawford Market was reconstructed at a cost of Rs. 1,30,554. The rents realized for the new stalls from 11th June 1921 to 31st March 1922, amounted to Rs. 31,055 as against Rs. 11,788 for the old stalls in the previous year.

107. The old pork market at Dhobi Talao has been reconstructed on upto date lines.

108. The staff of the Department was reorganised during the year and the change has resulted in better supervision over the markets than had existed previously.

VII. Education.

109. During the year there was an accession of 4 members to the Schools Committee, appointed by the Corporation from out-side their own Body, two of them being ladies, in accordance with the provisions of Section 19 of the Bombay Primary Education Act of 1920.

110. The total number of Municipal Schools at the close of the year was 298, of these 33 were night schools and the rest full time day schools. 25 new schools were opened and 4 private schools were taken over to be maintained as Municipal Schools. Owing to fall of attendance 4 Municipal Schools were amalgamated with other schools. The total number of pupils was 35,062 against 32,211 in the previous year and the number of teachers 1,558 against 1,383. The number of trained teachers increased from 704 to 811.

111. The total expenditure amounted to Rs. 19,63,573, showing an increase of Rs. 3,72,275 over that for the previous year. The increased expenditure was due to the annual increments of salaries, the opening of new schools involving proportionately much higher outlay in rent, and the general expansion of the department, consolidation of the staff for superintendence and medical inspection. The average cost per pupil came to Rs. 51.9 against 46.3 in the previous year.

112. One school building was added to the 9 buildings owned by the Municipality and 25 new premises were engaged during the year.

113. Out of 12,697 children medically examined about 57 per cent. were found to be suffering from various defects or ailments. 4,946 children were examined a second time, being marked cases.

114. The number of schools to which grants-in-aid was given decreased from 161 to 147. The total amount of the grants-in-aid paid during the year aggregated Rs. 1,44,500 against Rs. 1,00,878 in the preceding year.

Municipal Servant's Act.

115. The bigaries of the Health Department went on strike on the 6th February 1922. The provisions of the Municipal Servants' Act had therefore to be put into operation on the occasion. Summonses against 112 persons were issued but the cases against them were subsequently withdrawn on the staff returning to work.

R. P. MASANI,
Acting Municipal Commissioner
for the City of Bombay.

CHIEF ACCOUNTANT'S REPORT

FOR 1921-22.

Contents.

| | PAGES |
|--|-----------|
| Opening Remarks | 21 to 26 |
| Income | 27 to 30 |
| Octroi Duties | 31 |
| Revenue Expenditure (including Lapsed Grants and Savings) | 31 to 35 |
| Surplus Cash Balance | 35 and 36 |
| Loans Raised | 36 |
| Debt and Sinking Funds | 37 and 38 |
| Loan Works Expenditure | 38 |
| Liabilities and Assets | 38 |
| Investments and Invested Balances | 38 and 39 |
| Special Funds | 39 |
| Water Works Account | 39 and 40 |
| Assets and Liabilities | 40 |
| Suspense Accounts | 40 to 44 |
| Street Improvements | 45 |
| General Financial Position | 45 |
| Fire Brigade | 46 |
| Revenue Audit | 46 to 49 |
| Cost of Department | 49 |
| List of Appendices | 50 |

FINANCIAL.

Report of Mr. W. E. Waite, Chief Accountant, for the financial year 1921-22 forwarded with his No. A.E. A/92, dated 14th September 1922.

I have the honour to submit my report on the accounts of the Municipality for the year 1921-22.

2. During the year under report, the rates of taxation remained stationary.

3. In the following statement the income and expenditure for the year is compared with the original and Revised Estimates and the actuals for the preceding year :—

| — | Budget Estimates for 1921-1922. | Revised Estimates for 1921-1923. | Actuals for 1921-1922. | Actuals for 1920-1921. | Increase or Decrease. | | |
|-------------|---------------------------------------|--|---------------------------|---------------------------|---|--|--|
| | | | | | As compar- ed with the Budget Estimates. | As compar- ed with the Revised Estimates. | As compar- ed with the previous year. |
| | Rs. | Rs. | Rs. | Rs. | Rs. | Rs. | Rs. |
| Income ... | 2,13,36,850 | 2,31,32,850 | 2,31,47,009 | 2,01,43,197 | + 18,10,159 | 14,159 | + 30,03,812 |
| Expenditure | 2,24,81,760 | 2,32,09,554 | 2,24,64,954 | 2,02,02,301 | - 16,806 | - 7,44,600 | + 22,62,653 |
| Surplus ... | ... | ... | + 6,82,055 | - 59,104 | ... | ... | ... |

4. The opening and closing working cash balances are as under :—

| Opening Balance. | Surplus for the year. | Closing Balance. |
|------------------|-----------------------|------------------|
| Rs. | Rs. | Rs. |
| 74,57,865 | 6,82,055 | 81,39,920 |

This closing balance comprises the following items :—

| | |
|---|---------------|
| (1) Surplus Revenue Fund (<i>vide</i> Appendix No. 3) ... | Rs. 45,59,805 |
| (2) Lapsed Grants for 1921-22 required to be renewed in 1922-23 (<i>vide</i> Appendix No. 2) | „ 17,95,108 |
| (3) Contribution on 1st May 1922 to the City Improve- ment Trust— | |
| Budget Estimates, 1922-23 ... | Rs. 17,95,000 |

Less—

| | |
|--|-------------|
| Savings due to the actual realizations of the General Tax in 1921-22 being less than anticipated as per the Revised Estimates for the year | Rs. 9,993 |
| | „ 17,85,007 |

Total Rs. 81,39,920

5. The opening and closing Reserve Stores Balances are compared below :—

| | 1921-22. | 1920-21. | Increase. |
|------------------------------------|------------------|-----------------|-----------------|
| | Rs. | Rs. | Rs. |
| Serviceable stores | 14,21,808 | 8,75,485 | 5,46,323 |
| Surplus and obsolete stores | 1,992 | 2,138 | — 146 |
| Total Rs. ... | 14,23,800 | 8,77,623 | 5,46,177 |

6. The subjoined statement contains the grants sanctioned for expenditure in 1921-22 outside the Budget Estimates and their comparison with the figures for the previous year :—

| | 1921-22. | 1920-21. | Decrease. |
|--------------------------|------------------|------------------|------------------|
| | Rs. | Rs. | Rs. |
| Additional grants | 14,79,365 | 20,93,710 | 6,14,345 |
| Renewed grants | 13,53,551 | 17,65,909 | 4,12,358 |
| Total ... | 28,32,916 | 38,59,619 | 10,26,703 |

The grants requiring renewal in 1922-23 as compared with those renewed in 1921-22 are shown below :—

| 1922-23. | 1921-22. | Increase. |
|-----------|-----------|-----------|
| Rs. | Rs. | Rs. |
| 17,95,108 | 13,53,551 | 4,41,557 |

7. The Surplus Revenue Fund as per Appendix No. 3 at the close of the year amounted to Rs. 45,59,805

The subjoined statement shows the estimated Surplus Cash Balance at the date of preparing this report :—

| LIABILITIES. | | | ASSETS. | | |
|---|------------------|------------|---|------------------|------------|
| | Rs. | a. p. | | Rs. | a. p. |
| Store—Stock | 14,23,800 | 0 0 | Revenue Fund, Appendix No. 3 of the Chief Accountant's Administration Report, 1921-22 | 45,59,805 | 0 0 |
| Plant and Machinery .. | 17,49,004 | 0 0 | | | |
| Deficit for 1922-23 .. | 2,20,383 | 0 0 | Rebate from Capital Fund for stores held on Capital Account .. | 1,75,000 | 0 0 |
| Advances for levelling and metalling Private Roads and for bicycles, motors, etc., to Municipal Employees | 2,39,352 | 0 0 | Rebate for depreciation included in budget for 1922-23 | 1,70,777 | 0 0 |
| <i>Additional Grants—</i> | | | Savings on sums estimated for Plant and Machinery | 30,000 | 0 0 |
| Already sanctioned .. | 7,60,000 | 0 0 | Recoveries of advances estimated | 20,000 | 0 0 |
| <i>To be sanctioned—</i> | | | | | |
| (1) For contribution to Government for "Gate Way of India" .. | 25,000 | | | | |
| (2) Estimated excesses to be included in Statement "D" | 2,50,000 | | | | |
| (3) Extra pay to clerks | 78,000 | | | | |
| | 3,53,000 | 0 0 | | | |
| Minimum required by law | 1,00,000 | 0 0 | | | |
| Surplus Cash Balance | 1,10,043 | 0 0 | | | |
| | 49,55,582 | 0 0 | | 49,55,582 | 0 0 |

8. The incidence of taxation per head calculated on the basis of the Census for 1911 (979,445) during each of the four years ending with 31st March 1920 and that for 1920-21, calculated on the basis of Census for 1921 (11,75,914) is contrasted below with the incidence per head for 1921-22, calculated on the basis of the Census for 1921 (11,75,914):—

| Year. | Amount. | | |
|------------------|---------|----|----|
| | Rs. | a. | p. |
| 1916-1917 | 12 | 11 | 11 |
| 1917-1918 | 13 | 9 | 4 |
| 1918-1919 | 15 | 14 | 2 |
| 1919-1920 | 16 | 9 | 2 |
| 1920-1921 | 14 | 10 | 6 |
| 1921-1922 | 16 | 15 | 3 |

9. The outstandings of rates and taxes at the close of the year 1921-1922 stood at Rs. 6,57,621 against Rs. 4,93,515 in the previous year, showing an increase of Rs. 1,64,106 :—

| Outstanding at | General Tax. | Water Tax. | Halalkhore Tax. | Wheel Tax. | Meter Hire. | Total. |
|------------------------|--------------|------------|-----------------|------------|-------------|----------|
| | Rs. | Rs. | Rs. | Rs. | Rs. | Rs. |
| 31st March 1921 | 2,47,358 | 1,42,932 | 77,619 | 22,697 | 2,909 | 4,93,515 |
| Do. 1922 | 3,37,336 | 1,58,510 | 1,27,350 | 27,925 | 6,500 | 6,57,621 |
| | 89,978 | 15,578 | 49,731 | 5,228 | 3,591 | 1,64,106 |
| | Increase | Increase | Increase | Increase | Increase | Increase |

10. The receipts for the year exceeded those of the previous year by Rs. 30,03,811 the principal variations being under the following heads :—
Comparison with Income for 1920-31.

| | Increase. Rs. | Decrease. Rs. |
|---|------------------|------------------|
| I.—General Tax, Indirect Taxation and Mis. Revenue— | | |
| A. General Tax | 9,90,308 | |
| B. Town Duties | 20,593 | |
| C. Cotton Import Duty | 11,15,032 | |
| F. Tobacco Duty | | 63,577 |
| G. Interest and Profit on the Investments of Surplus Loan and other Balances | | 1,04,165 |
| H. Interest on sums invested on Plant and Machinery | 17,366 | |
| II.—Water Works— | | |
| A. Water Tax and other Miscellaneous Water Works Revenue | 2,87,862 | |
| III.—Education Primary— | | |
| A.—Contribution from Government | 1,94,226 | |
| V.—Public Health Department— | | |
| A. Miscellaneous... .. | | 43,639 |
| VII.—Street Cleaning and Conservancy including Road Watering— | | |
| A. Miscellaneous | 91,280 | |
| VIII.—Roads and Overbridges— | | |
| A. Wheel Tax and Government Contribution in lieu of Tolls | 51,901 | |
| B. Ground Rent... .. | 1,25,170 | |
| C. Miscellaneous | | 2,03,630 |
| Carried over | 28,93,738 | 415,031 |

5. The opening and closing Reserve Stores Balances are compared below :—

| | 1921-22. | 1920-21. | Increase. |
|------------------------------------|------------------|-----------------|-----------------|
| | Rs. | Rs. | Rs. |
| Serviceable stores | 14,21,808 | 8,75,485 | 5,46,323 |
| Surplus and obsolete stores | 1,992 | 2,138 | — 146 |
| Total Rs. ... | 14,23,800 | 8,77,623 | 5,46,177 |

6. The subjoined statement contains the grants sanctioned for expenditure in 1921-22 outside the Budget Estimates and their comparison with the figures for the previous year :—

| | 1921-22. | 1920-21. | Decrease. |
|--------------------------|------------------|------------------|------------------|
| | Rs. | Rs. | Rs. |
| Additional grants | 14,79,365 | 20,93,710 | 6,14,345 |
| Renewed grants | 13,53,551 | 17,65,909 | 4,12,358 |
| Total ... | 28,32,916 | 38,59,619 | 10,26,703 |

The grants requiring renewal in 1922-23 as compared with those renewed in 1921-22 are shown below :—

| 1922-23. | 1921-22. | Increase. |
|-----------|-----------|-----------|
| Rs. | Rs. | Rs. |
| 17,95,108 | 13,53,551 | 4,41,557 |

7. The Surplus Revenue Fund as per Appendix No. 3 at the close of the year amounted to Rs. 45,59,805

The subjoined statement shows the estimated Surplus Cash Balance at the date of preparing this report :—

| LIABILITIES. | | | ASSETS. | | |
|---|------------------|--------------|---|------------------|------------|
| | Rs. | a. p. | | Rs. | a. p. |
| Store—Stock | 14,23,800 | 0 0 | Revenue Fund, Appendix No. 3 of the Chief Accountant's Administration Report, 1921-22 | 45,59,805 | 0 0 |
| Plant and Machinery .. | 17,49,004 | 0 0 | | | |
| Deficit for 1922-23 .. | 2,20,383 | 0 0 | | | |
| Advances for levelling and metalling Private Roads and for bicycles, motors, etc., to Municipal Employees | 2,39,352 | 0 0 | Rebate from Capital Fund for stores held on Capital Account .. | 1,75,000 | 0 0 |
| Additional Grants— | | | | | |
| Already sanctioned.. | 7,60,000 | 0 0 | Rebate for depreciation included in budget for 1922-23 | 1,70,777 | 0 0 |
| To be sanctioned— | | | | | |
| (1) For contribution to Government for "Gate Way of India" .. | 25,000 | | Savings on sums estimated for Plant and Machinery | 30,000 | 0 0 |
| (2) Estimated excesses to be included in Statement "D" | 2,50,000 | | | | |
| (3) Extra pay to clerks | 78,000 | 3,53,000 0 0 | Recoveries of advances estimated | 20,000 | 0 0 |
| Minimum required by law | 1,00,000 | 0 0 | | | |
| Surplus Cash Balance | 1,10,043 | 0 0 | | | |
| | 49,55,582 | 0 0 | | 49,55,582 | 0 0 |

8. The incidence of taxation per head calculated on the basis of the Census for 1911 (979,445) during each of the four years ending with 31st March 1920 and that for 1920-21, calculated on the basis of Census for 1921 (11,75,914) is contrasted below with the incidence per head for 1921-22, calculated on the basis of the Census for 1921 (11,75,914):—

| Year. | Amount. | | |
|-----------|---------|-----|-----|
| | Rs. | a. | p. |
| 1916-1917 | ... | ... | ... |
| 1917-1918 | ... | ... | ... |
| 1918-1919 | ... | ... | ... |
| 1919-1920 | ... | ... | ... |
| 1920-1921 | ... | ... | ... |
| 1921-1922 | ... | ... | ... |

9. The outstandings of rates and taxes at the close of the year 1921-1922 stood at Rs. 6,57,621 against Rs. 4,93,515 in the previous year, showing an increase of Rs. 1,64,106 :—

| Outstanding at | General Tax. | Water Tax. | Halalkhore Tax. | Wheel Tax. | Meter Hire. | Total. |
|-----------------|--------------|------------|-----------------|------------|-------------|----------|
| | Rs. | Rs. | Rs. | Rs. | Rs. | Rs. |
| 31st March 1921 | 2,47,358 | 1,42,932 | 77,619 | 22,697 | 2,909 | 4,93,515 |
| Do. 1922 | 3,37,336 | 1,58,510 | 1,27,350 | 27,925 | 6,500 | 6,57,621 |
| | 89,978 | 15,578 | 49,731 | 5,228 | 3,591 | 1,64,106 |
| | Increase | Increase | Increase | Increase | Increase | Increase |

10. The receipts for the year exceeded those of the previous year by Rs. 30,03,811 the principal variations being under the following heads :—

| | Increase. Rs. | Decrease. Rs. |
|--|------------------|------------------|
| I.—General Tax, Indirect Taxation and Mis. Revenue— | | |
| A. General Tax | 9,90,308 | |
| B. Town Duties | 20,593 | |
| C. Cotton Import Duty | 11,15,032 | |
| F. Tobacco Duty | | 63,577 |
| G. Interest and Profit on the Investments of Surplus Loan and other Balances | | 1,04,165 |
| H. Interest on sums invested on Plant and Machinery | 17,366 | |
| II.—Water Works— | | |
| A. Water Tax and other Miscellaneous Water Works Revenue | 2,87,862 | |
| III.—Education Primary— | | |
| A.—Contribution from Government | 1,94,226 | |
| V.—Public Health Department— | | |
| A. Miscellaneous | | 43,659 |
| VII.—Street Cleaning and Conservancy including Road Watering— | | |
| A. Miscellaneous | 91,280 | |
| VIII.—Roads and Overbridges— | | |
| A. Wheel Tax and Government Contribution in lieu of Tolls | 51,901 | |
| B. Ground Rent | 1,25,170 | |
| C. Miscellaneous | | 2,03,630 |
| Carried over | 28,93,738 | 415,031 |

| | <i>Increases.</i> | <i>Decreases.</i> |
|--|-------------------|-------------------|
| | Rs. | Rs. |
| Brought forward ... | 28,93,738 | 4,15,031 |
| X.—Drainage and Sewerage including the Halalkhore Branch— | | |
| A. Halalkhore Tax | 2,40,875 | |
| B. Miscellaneous | 45,395 | |
| XI.—Fire Brigade— | | |
| A. Fire Tax | 38,830 | |
| XII.—Building Regulations and other Measures for securing the Public Safety— | | |
| B. Miscellaneous | 1,33,128 | |
| XIV.—Markets and Slaughter Houses— | | |
| A. Miscellaneous | 48,931 | |
| | Rs. 34,00,897 | 4,15,031 |

Comparison with Ex- 11. The expenditure for the year as compared with that
penditure for 1920-21. of the preceding year, shows increases aggregating Rs. 83,65,965
under various heads and decreases aggregating Rs. 61,03,312, under other heads leaving a
net increase of Rs. 22,62,653.

The variations are due principally to a change in the methods of allocation owing to
which comparisons become difficult and explanations most cumbersome.

The details are as follows :—

| | <i>Increases.</i> | <i>Decreases.</i> |
|--|----------------------------|-------------------|
| | Rs. | Rs. |
| I.—General Supervision and Collection of Revenue, etc.— | | |
| A.—General Superintendence— | | |
| (a) Corporation and Standing Committee ... | 11,542 | |
| (b) Municipal Commissioner's Personal and General Office Establishment | 44,668 | |
| (c) Audit and Accounts... .. | 20,933 | |
| B.—Collection of Revenue— | | |
| (A) Property and Wheel Tax Establishment ... | 56,246 | |
| (C) Town Duty Refund Branch | 15,067 | |
| C.—Upkeep of Municipal Buildings— | | |
| (A) Upkeep and guarding Municipal Head Office. | 25,820 | |
| D. General Stores | 16,088 | |
| E. Workshops Debt charges | 39,190 | |
| F. Miscellaneous charges | | 1,29,227 |
| Debt charges | 65,607 | |
| New Works | | 6,346 |
| II.—Water Works— | | |
| A. General charges | 28,256 | |
| B. Establishment and Labour | 83,926 | |
| C. Repairs and Maintenance | | 48,833 |
| D. Meters | 1,28,894 | |
| E. Miscellaneous | | 1,82,534 |
| Debt charges | 19,58,598 | |
| III.—Education, Primary | 8,43,242 | |
| IV.—Do. Secondary | 7,992 | |
| V.—Public Health— | | |
| A. General charges | 26,897 | |
| B. General Supervision | 1,20,117 | |
| D. Plague | 17,822 | |
| F. Epidemics | 20,806 | |
| G. Vaccination | 12,235 | |
| H. Malaria... .. | 16,151 | |
| I. Miscellaneous | 15,123 | |
| J. Census | | 29,083 |
| Debt charges | 68,364 | |
| New Works | | 50,730 |
| | Carried over ... 31,43,584 | 4,46,753 |

| | Increase. Rs. | Decrease. Rs. |
|---|------------------|------------------|
| Brought forward ... | 31,43,584 | 4,46,753 |
| VI.—Hospitals and Medical Relief ... | 2,10,998 | |
| VII.—Street Cleansing and Conservancy including Road Watering ... | 11,18,149 | |
| VIII.—Roads and Overbridges— | | |
| A. General charges ... | 43,833 | |
| B. Roads Overbridges and Footpaths ... | 4,40,689 | |
| C. Street Improvements ... | 94,328 | |
| Debt charges ... | 7,25,306 | |
| IX.—Public Lighting ... | 1,40,098 | |
| X.—Drainage and Sewerage including the Halalkhore Branch— | | |
| A. General charges ... | 10,963 | |
| B. Drainage and sluices ... | 73,235 | |
| C. Pumping and Compressor Stations and flood-gates ... | 1,96,934 | |
| D. Halalkhore Branch— | | |
| (a) Superintendence and Inspection ... | | 31,979 |
| (b) Cleansing and Sanitation ... | 1,62,753 | |
| (c) Bullock Traction ... | | 6,604 |
| (d) Miscellaneous ... | 16,170 | |
| Debt charges ... | 14,62,661 | |
| New Works ... | | 19,436 |
| XI.—Fire Brigade ... | 73,675 | |
| XII.—Building Regulations and other measures for securing the Public Safety— | | |
| A. General charges ... | 30,393 | |
| B. Executive Engineers General Office Establishment ... | | 37,387 |
| C. Establishment for inspection and supervision of private buildings ... | 32,650 | |
| XIII.—Gardens and open spaces— | | |
| B. Gardens ... | 18,667 | |
| C. New Gardens Recreations ground, etc. ... | 7,500 | |
| Debt charges ... | 65,507 | |
| New Works ... | | 13,625 |
| XIV.—Markets and Slaughter Houses— | | |
| A.—General Charges ... | 17,420 | |
| B.—Markets and Slaughter Houses ... | 33,421 | 54,434 |
| Debt Charges ... | 91,597 | |
| Establishment for up-keep of Municipal Buildings ... | 27,800 | |
| Municipal Debt ... | | 46,08,349 |
| Investment of sale proceeds of Municipal Land in the Municipal Land and Building Fund ... | 93,615 | |
| Extraordinary Allowances ... | | 8,56,839 |
| Total Rs. ... | <u>83,31,946</u> | <u>60,75,406</u> |

12. The Loan liabilities at the beginning and at the end of the year were as under :—

| Outstanding debt at 1st April 1921. | Loan raised during the year. | Repayment during the year. | Balance of outstanding debt at 31st March 1922. |
|-------------------------------------|------------------------------|----------------------------|---|
| Rs. | Rs. | Rs. | Rs. |
| 8,48,28,052 | 1,00,00,000 | 51,185 | 9,47,76,867 |

The state of the Sinking Fund is shown below :—

| Amount of Fund at 1st April 1921. | Interest realizations. | Sinking Fund Instalments. | Total. | Withdrawn for repayment of the plague loan. | Amount of Fund at 31st March 1922. |
|-----------------------------------|------------------------|---------------------------|-------------|---|------------------------------------|
| Rs. | Rs. | Rs. | Rs. | Rs. | Rs. |
| 2,30,49,207 | 8,84,654 | 10,65,980 24,000 | 2,50,23,841 | 24,000 | 2,49,99,841 |

Allowing for the Sinking Fund of Rs. 2,49,99,841 against the outstanding debt of Rs. 9,47,76,867, the net liability is reduced to Rs. 6,97,77,026, which is further reduced to Rs. 6,97,70,526 after deducting the renewed grant of Rs. 6,500 for payment of the outstanding debentures of the Drainage Loan of 1878.

13. The rateable value of properties in the City at the end of the year stood at Rs. 9,34,04,409 and the loan liability at Rs. 9,47,76,867 so that the margin up to which further borrowing is permissible under Section 109 (b) of the Municipal Act is Rs. 9,20,31,951 always provided that the revenue required for the service of fresh loans will be forthcoming. The following statement shows that the ratio of rateable value of properties to debt from 1915-16 :—

| Year. | Rateable value of properties. | Municipal debt. | The ratio of the rateable value of properties in the City as it stood on the 31st March of each year to the aggregate amount of debt at the same time. |
|----------------|-------------------------------|-----------------|--|
| | Rs. | Rs. | |
| 1915-16 | 5,70,83,834 | 7,44,00,775 | 1:1.303 |
| 1916-17 | 5,88,81,972 | 7,42,36,994 | 1:1.260 |
| 1917-18 | 6,12,34,537 | 7,41,43,634 | 1:1.211 |
| 1918-19 | 7,46,87,830 | 7,69,06,639 | 1:1.029 |
| 1919-20 | 7,72,47,429 | 8,08,51,477 | 1:1.047 |
| 1920-21 | 8,39,21,642 | 8,48,28,042 | 1:1.011 |
| 1921-22 | 9,34,04,409 | 9,47,76,867 | 1:1.014 |

14. The following statement contrasts the expenditure on Loan Works in 1920-21 and 1921-22 with the Original and Revised Estimates for those years :—

| | From Loan Funds. | | | Advances from Surplus Cash Balances. | | |
|----------------|-------------------|--------------------|-----------|--------------------------------------|--------------------|--------------|
| | Budget Estimates. | Revised Estimates. | Actuals. | Budget Estimates. | Revised Estimates. | Actuals. |
| | Rs. | Rs. | Rs. | Rs. | Rs. | Rs. |
| 1920-21 | 63,10,500 | 99,45,800 | 43,69,784 | 7,51,600 | 15,50,000 | Cr.11,61,180 |
| 1921-22 | 92,38,000 | 1,28,66,200 | 70,05,553 | 7,00,000 | | |

15. The expenditure on Plague operations are compared with the original and final grants and the actuals for the previous year is shown below :—

| Actuals for 1920-21. | Budget grant for 1921-22. | Final amended grant for 1921-22. | Expenditure for 1921-22. | Balance unexpended. | Required to be renewed in 1922-23. | Net savings. |
|----------------------|---------------------------|----------------------------------|--------------------------|---------------------|------------------------------------|--------------|
| Rs. | Rs. | Rs. | Rs. | Rs. | Rs. | Rs. |
| 1,24,591 | 1,40,342 | 1,43,103 | 1,16,888 | 26,215 | 7,821 | 18,394 |

INCOME.

Actuals compared with the original Budget Estimates. 16. A detailed comparison between the Budget Estimates and the Actuals will be found in Appendix No. 1.

The following were the main factors contributing to the increase of Rs. 18,10,159:—

| Budget Head. | Amount of Increase. | Reasons. |
|---|---------------------|--|
| | Rs. | |
| 1. General Tax | 8,49,901 | Due to erection of new buildings and enhancement of rateable value. |
| 2. Town Duties | 1,39,675 | Due to heavier imports principally of sugar. |
| 3. Cotton Duty | 2,92,132 | Due to heavier imports. |
| 4. Land conveyance and Music Licenses. | 13,895 | Due to increase in the issue of licenses. |
| 5. Interest and Profit on Investments of Surplus Loan and other balances. | 77,183 | Due to the raising of new loans to the extent of Rs. 1 Crore and to the loan works expenditure being much less than the revised estimates, coupled with higher rates of interest obtained on investments. |
| 6. Interest on sums invested on plant and Machinery. | 9,377 | Due to the adjustment of the depreciation for 1920-21, made during the year under report. |
| 7. Miscellaneous | 1,56,753 | Due to the sale of lands and buildings. |
| 8. Water Tax | 1,86,899 | Due to erection of new buildings. |
| 9. Education Primary— (a) Contribution from Government. | 1,08,875 | Due to increased contribution on account of increased expenditure. |
| 10. Public Health Department (a) Miscellaneous. | 82,637 | Due to increased realizations on account of sale of rights and miscellaneous fees. |
| 11. Street Cleansing and Conservancy (a) Miscellaneous. | 14,280 | Due to increased realizations. |
| 12. Roads and Bridges— (a) Wheel Tax, and Government contribution in lieu of Tolls. (b) Ground Rent ... | 85,667 | Due to heavy receipts on account of public and private conveyances. |
| (c) Miscellaneous ... | 64,119 | Due to arrears recovery of telephone rent for 2 years. The increase in tramway rent was due to the rent for the 2nd half of 1920-21, having been credited in 1921-22, which however is counter-balanced by less receipts on account of ground rent from private parties. |
| (c) Miscellaneous ... | 2,23,106 | Due to increase in miscellaneous receipts (2) miscellaneous fees (3) sale of set-forward land and materials and rent of buildings. |
| 13. Drainage and Sewerage, including Halalkhore branch— (a) Halalkhore Tax ... | 84,867 | Due to expansion of the city. |
| 14. Fire Brigade— (a) Fire Tax | 13,472 | Do, |
| 15. Building regulations and other measures for securing the public safety— (b) Miscellaneous ... | 97,268 | Heavy receipts from miscellaneous fees. |
| 16. Market receipts— (a) Miscellaneous ... | 26,523 | Due to heavy receipts on account of stall rents and miscellaneous receipts. |

There were decreases under the following heads:—

| | Rs. | |
|---|--------|----------------------|
| 1. Tobacco Duty | 41,689 | Due to less imports. |
| 2. Interest realized on donation from the public | 15,181 | |
| 3. Licenses | 24,207 | |

Comparison between Revised Estimates and Actuals. 17. As compared with the Revised Estimates the most important variations were as under :—

| | Increases. Rs. | Decreases. Rs. |
|--|-------------------|-------------------|
| I General Tax and Indirect Taxation and Miscellaneous Revenue. | | |
| A. General Tax | ... | 66,899 |
| B. Town Duties | 39,675 | ... |
| C. Cotton Import Duty | ... | 7,868 |
| F. Tobacco Duty | .. | 42,689 |
| G. Interest and profit on investments of Surplus Loan and other balances | ... | 62,816 |
| H. Interest on sums invested on Plant and Machinery | 9,377 | ... |
| I. Miscellaneous | 1,82,733 | ... |
| II Water Works. | | |
| A. Water Tax and other Miscellaneous Water Works revenue | 25,699 | ... |
| VI Hospitals and Medical relief. | | |
| A. Interest realized on donations from the public | ... | 17,181 |
| VII Street Cleansing and Conservancy including Road Watering. | | |
| A. Miscellaneous | 9,180 | ... |
| VIII Roads and Overbridges. | | |
| A. Wheel Tax and Government contribution in lieu of Tolls | 4,967 | ... |
| X Drainage and Sewerage including Halalkhore Branch | | |
| | ... | 7,213 |
| XII Building regulations and Other Measures for securing the public safety. | | |
| B. Miscellaneous... .. | 18,258 | ... |
| XIV Markets and Slaughter Houses. | | |
| A. Miscellaneous... .. | ... | 14,136 |
| | 2,89,889 | 2,18,802 |

Comparison between the Actuals for 1920-21 and 1921-22.

18. The income for the year under report exceeded that of the previous year by Rs. 30,03,811. The principal increases were under the following heads :—

| | Rs. |
|--|-----------|
| I General Tax, Indirect Taxation and Miscellaneous Revenue. | |
| A. General Tax | 9,90,308 |
| B. Town Duties | 20,593 |
| C. Cotton Import Duty... .. | 11,15,032 |
| H. Interest on sums invested on Plant and Machinery | 17,366 |
| II Water Works. | |
| A. Water Tax and Other Miscellaneous Water Works Revenue | 2,87,862 |
| III Education (Primary). | |
| A. Contribution from Government | 1,94,226 |
| VII Street Cleansing and Conservancy including Road Watering. | |
| A. Miscellaneous... .. | 91,280 |
| VIII Roads and Overbridges. | |
| A. Wheel tax and Government contribution in lieu of Tolls | 51,901 |
| B. Ground Rent... .. | 1,25,170 |
| | 28,93,738 |
| Carried over ... | 28,93,738 |

| | | | | | | Rs. |
|--------------------|---|-----|-----|-----|-----|------------------|
| Brought forward... | | | | | | 28,93,738 |
| X | Drainage and Sewerage including the Halalkhore Branch. | | | | | |
| | A. Halalkhore Tax | ... | ... | ... | ... | 2,40,875 |
| | B. Miscellaneous... | ... | ... | ... | ... | 45,395 |
| XI | Fire Brigade. | | | | | |
| | A. Fire Tax | ... | ... | ... | ... | 38,830 |
| XII | Building regulations and other measures for securing the public safety. | | | | | |
| | B. Miscellaneous | ... | ... | ... | ... | 1,33,128 |
| XIV | Markets and Slaughter Houses. | | | | | |
| | A. Miscellaneous... | ... | ... | ... | ... | 48,931 |
| Rs. | | | | | | <u>34,00,897</u> |

The principal decreases are shown below :—

| | | | | | | Rs. |
|------|--|-----|-----|-----|-----|-----------------|
| I | General Tax and Indirect Taxation and Miscellaneous Revenue. | | | | | |
| | F. Tobacco Duty | ... | ... | ... | ... | 63,577 |
| | G. Interest and profit on the investments of Surplus Loan and other balances | ... | ... | ... | ... | 1,04,165 |
| V | Public Health Department. | | | | | |
| | A. Miscellaneous... | ... | ... | ... | ... | 43,659 |
| VIII | Roads and Overbridges. | | | | | |
| | C. Miscellaneous | ... | ... | ... | ... | 2,03,630 |
| Rs. | | | | | | <u>4,15,031</u> |

19. The position as regards our principal sources of income, viz., General Tax, Water Tax and Halalkhore Tax is satisfactory as will be seen from the subjoined statement. The net increase excluding a fortuitous increase in outstandings works out to Rs. 15,72,000. In addition, I consider, the following might be looked upon as permanent additions to our income :—

| | | | | | | Rs. |
|----|--|-----|-----|-----|-----|-----------|
| 1. | Cotton Duty | ... | ... | ... | ... | 11,00,000 |
| 2. | Contribution from Government for Primary Education... | ... | ... | ... | ... | 1,94,000 |
| 3. | Wheel Tax and Government Contribution in lieu of Tolls | ... | ... | ... | ... | 50,000 |
| 4. | Market Receipts | ... | ... | ... | ... | 50,000 |

The permanent expansion of our revenue during the year may thus be put in round figures at about Rs. 30,00,000.

| 1920-1921. | Amount. | Total. | Grand Total. | 1921-1922. | Amount. | Total. | Grand Total. |
|--|----------------|----------------|------------------|--|----------------|---------------|-----------------|
| | Rs. a. p. | Rs. a. p. | Rs. a. p. | | Rs. a. p. | Rs. a. p. | Rs. a. p. |
| 1. General Tax (including Fire Tax) at 9½ per cent.— | | | | 1. General Tax (including Fire Tax) at 9½ per cent.— | | | |
| Total collections booked | 77,84,333 14 8 | | | Total collections booked | 88,13,472 12 5 | | |
| <i>Less—</i> | | | | <i>Less—</i> | | | |
| Arrear recoveries | 88,183 13 3 | | | Arrear recoveries... .. | 1,53,014 10 8 | | |
| | 77,16,150 1 5 | | | | 86,60,458 1 9 | | |
| <i>Add—</i> | | | | <i>Add—</i> | | | |
| Outstandings for the year at the close of the year | 2,07,628 7 2 | 79,23,778 8 7 | | Outstandings for the year at the close of the year | 3,18,445 6 7 | 89,78,903 8 4 | |
| 2. Water Tax and Miscellaneous Water Works Revenue at 3 per cent. on rateable value— | | | | 2. Water Tax and Miscellaneous Water Works Revenue at 3 per cent. on rateable value— | | | |
| Total collections booked | 33,31,036 6 2 | | | Total collections booked | 36,18,898 13 4 | | |
| <i>Less—</i> | | | | <i>Less—</i> | | | |
| Recoveries for previous years | 15,297 9 1 | | | Recoveries for previous years | 46,879 15 2 | | |
| | 33,15,738 13 1 | | | | 35,72,018 14 2 | | |
| <i>Add—</i> | | | | <i>Add—</i> | | | |
| Outstandings for the year at the close of the year | 1,40,493 10 8 | 34,56,232 7 9 | | Outstandings for the year at the close of the year | 1,51,413 8 3 | 37,23,432 6 5 | |
| 3. Halalkhore Tax at 3 per cent.— | | | | 3. Halalkhore Tax at 3 per cent.— | | | |
| Total collections booked | 21,33,991 7 11 | | | Total collections booked | 23,74,866 13 9 | | |
| <i>Less—</i> | | | | <i>Less—</i> | | | |
| Arrear recoveries | 25,422 10 7 | | | Arrear recoveries... .. | 50,066 0 0 | | |
| | 21,08,568 13 4 | | | | 23,24,800 13 9 | | |
| <i>Add—</i> | | | | <i>Add—</i> | | | |
| Outstandings for the year at the close of the year | 76,689 15 1 | 21,85,258 12 5 | 1,35,65,269 12 9 | Outstandings for the year at the close of the year | 1,09,991 6 3 | 24,34,792 4 0 | 1,51,37,128 2 9 |

| | | |
|----------------|--|---------------------|
| | Net Income from Property Taxes for 1921-22 | Rs. 1,51,37,128 2 9 |
| <i>Deduct—</i> | Net Income from Property Taxes for 1920-21 | 1,35,65,269 12 9 |
| | | Rs. 15,71,858 6 0 |
| <i>Deduct—</i> | Increase in outstanding balances | 1,55,038 4 2 |
| | Net increase in 1921-22 over 1920-21 | Rs. 14,16,820 1 10 |

OCTROI DUTIES.

20. As usual the various articles on which duty was levied at the time of import under the provisions of Section 192 (1) of the Municipal Act the amount levied and refunds allowed thereon under Section 192 (2) on their export, are shown in Appendix No. 14.

The gross collections for the year were estimated at Rs. 42,10,000 the refunds at Rs. 22,10,000 and the net revenue at Rs. 20,00,000. The actual gross realizations by the Port Trust and the two Railways were Rs. 39,33,378 and the refunds paid aggregated Rs. 16,92,935.

The net revenue collected and paid into the Municipal Treasury in the year amounted to Rs. 21,39,675 showing an increase of Rs. 20,593 as compared with the actuals of the previous year, viz., Rs. 21,19,082.

The net realizations after deducting the cost of collection amounted to Rs. 18,89,644 against Rs. 18,83,305 in the previous year.

21. Appendix No. 15 shows the net revenue derived from each dutiable article during the ten years ending 1921-22. Appendix No. 16 the actual collections, the refunds admitted, and the net revenue during the five years ending 1921-22, and Appendix No. 17, the gross collections for the year from each dutiable articles month by month from each source with the total refunds admitted as compared with the figures of the preceding year.

COTTON DUTY.

22. From 1st January 1921, a non-refundable Town Duty of Re. 1 per bale was levied for the first time on raw cotton imported into the City under Bombay Act XX of 1920, the net proceeds of the duty after deducting cost of collection being divisible between Government and the Municipality in the proportion of 4 to 3. Under this arrangement the net total collections by the two Railways and the Port Trust for the year under report amounted to Rs. 34,80,952-0-3, of which Rs. 19,89,115-7-0 represents the share of Government and Rs. 14,91,836-9-3 that of the Municipality. The amount remitted to Government was Rs. 19,74,435-9-2 leaving a balance of Rs. 14,679-13-10 still payable.

REVENUE EXPENDITURE.

23. The final sanctioned grants amounted in the aggregate to Rs. 2,46,03,389 as follows:—

| | | |
|---|-----|---------------------------|
| Budget Grants | Rs. | 2,24,81,760 |
| Lapsed Grants | " | 13,53,551 |
| Additional Grants | " | 14,79,365 |
| | | Total ... Rs. 2,53,14,676 |
| Savings as per revised estimates | " | 7,11,287 |
| Final sanctioned grants | Rs. | 2,46,03,389 |

24. The transfers made from one Budget head to another without in any way affecting the total Budget provision for the year amounted to Rs. 8,16,362.

25. The total expenditure actually incurred against the aggregate final sanctioned grant, the amount of unexpended balance renewed and the savings are shown below:—

| Final sanctioned grant. | Expenditure. | Balance. | Amount to be renewed. | Net savings. | Percentage of savings on the final sanctioned grant minus renewals. | Percentage of savings in 1920-21. |
|-------------------------|--------------|-----------|-----------------------|--------------|---|-----------------------------------|
| Rs. | Rs. | Rs. | Rs. | Rs. | Rs. | |
| 2,46,03,389 | 2,21,64,954 | 21,38,435 | 17,95,108 | 3,43,327 | 1.50 | 6.33 |

26. The following figures show the percentage of savings to sanctioned grants for the last five years making no allowance for renewals:—

| Year. | Final sanctioned grants after deducting savings taken credit for in the Revised Estimates. | Unappropriated net savings. | Percentage. |
|----------------|--|-----------------------------|-------------|
| | Rs. | Rs. | |
| 1917-18 | 1,56,67,864 | 2,89,275 | 1.85 |
| 1918-19 | 1,87,67,255 | 3,73,533 | 1.99 |
| 1919-20 | 2,05,07,315 | 5,32,130 | 2.58 |
| 1920-21 | 2,29,21,619 | 13,65,767 | 2.96 |
| 1921-22 | 2,46,03,389 | 3,43,328 | 1.39 |

27. The following table shows the results in regard to total savings for each year from 1917-18 to 1921-22 :—

| | 1917-18. | 1918-19. | 1919-20. | 1920-21. | 1921-22. |
|--|----------|----------|----------|-----------|-----------|
| | Rs. | Rs. | Rs. | Rs. | Rs. |
| Savings as estimated in the Revised Estimates | 65,000 | 33,500 | 1,50,000 | 60,000 | 7,11,287 |
| Further savings accrued in final accounts | 2,89,275 | 3,73,533 | 5,32,130 | 13,65,767 | 3,34,627 |
| Total Rs. ... | 3,54,275 | 4,07,033 | 6,82,130 | 14,25,767 | 10,45,614 |

28. In the following statement the gross grants sanctioned from 1917-18 are compared with the lapses year by year :—

| | Gross grants sanctioned. | Savings on Revised Estimates. | Expenditure booked against gross grants. | Lapses on final grants sanctioned. |
|-------------|--------------------------|-------------------------------|--|------------------------------------|
| | Rs. | Rs. | Rs. | Rs. |
| 1917-18 ... | 1,57,32,864 | 65,000 | 1,42,61,391 | 14,06,473 |
| 1918-19 ... | 1,88,00,755 | 33,500 | 1,70,26,649 | 17,40,606 |
| 1919-20 ... | 2,07,57,315 | 1,50,000 | 1,83,09,276 | 22,98,039 |
| 1920-21 ... | 2,29,81,619 | 60,000 | 2,02,02,301 | 27,19,318 |
| 1921-22 ... | 2,53,14,676 | 7,11,287 | 2,24,64,954 | 21,38,435 |

The total lapsed grants required to be renewed in 1922-23 aggregate Rs. 17,95,108 against Rs. 13,53,551 in 1921-22.

29. The heads under which the renewals are required will be found in Appendix No. 2.

The more important renewals and the percentage of renewed grants-to-grants allotted are shown in the following table :—

| Percentage of renewals to total sanctioned grants. | Departments and Service Heads. | Total Renewals. |
|--|---|-----------------|
| | | Rs. |
| 4.33 | I—General Supervision, Collection of Revenue and A.—General Superintendence | 19,365 |
| 3.13 | B.—Collection of Revenue | 20,158 |
| 14.48 | II—Water Works | 4,59,623 |
| 18.35 | V—Public Health | 84,455 |
| 4.10 | VI—Hospitals and Medical Relief | 39,233 |
| 6.04 | VII—Street Cleansing and Conservancy including Road Watering. | 2,28,084 |
| 8.15 | VIII—Roads and Overbridges | 3,00,229 |
| 18.74 | IX—Public Lighting | 1,47,579 |
| 7.04 | X—Drainage and Sewerage including the Halalkhore Branch. | 2,64,960 |
| 12.32 | XI—Fire Brigade | 55,850 |
| 3.62 | XII—Building Regulations and other measures for securing the Public Safety. | 12,304 |
| 9.34 | XIII—Gardens and Open Spaces | 23,182 |
| 18.25 | XIV—Markets and Slaughter Houses | 1,20,475 |

30. In the Revised Estimates the figure of lapsed grants was put at Rs. 14,02,543. The higher figure of Rs. 17,95,108 is principally accounted for under Water Works, Street Cleansing and Conservancy, Drainage and Markets and Slaughter Houses.

Comparison between the actual expenditure during 1920-21 and 1921-22.

31. The Revenue Expenditure of the year under report as compared with preceding year shows increases aggregating Rs. 83,65,965 under various heads and decreases aggregating Rs. 61,03,312 under other heads, leaving a net increase of Rs. 22,62,653.

These large variations are due to the revised system of budgetting and allocation introduced with the accounts of the year.

The following elucidatory remarks are offered, as it is impossible with so many changes to institute a comparison between years in which the component factors differ so materially:—

I. *General Superintendence and Collection of Revenue.*—There were fairly large increases due to revision of salaries and the granting of extraordinary allowances for dearness of living. In the "Up-keep of Municipal Buildings" there was increased expenditure under Electric Supply charges owing to an increased number of fans and lights provided for the comfort and efficiency of the clerks and to increased charges for Insurance owing to the rise on the value of materials.

II. *Water Works.*—There was a large increase in Establishment and labour charges owing to higher salaries and wages and there was a very considerable rise in the expenditure on meters owing to the replacement of meters and their more extended use. Against this has to be set off decreases owing to large outlay in 1920-21 on improving the water-supply in B, C and E Wards and on replacing the teakwood roof over the filters and reservoirs at Malabar Hill by cement concrete, and to the charges for replacing mains by main of larger size in various parts of the city being met from loan funds instead of Revenue as was done in 1920-21.

III. *Education.*—The increase of Rs. 3,43,242 is due to the policy of extending primary education in the City.

V. *Public Health.*—The increases under this head were due principally to increased outlay on Plague, Epidemics, Malaria and Vaccination. These were counter-balanced to a material extent by decreased charges for Census operations and a very large decrease in the expenditure on New Works.

VI. *Hospitals and Medical Relief.*—The expenditure on the Arthur Road, and Maratha Hospitals and the Maternity Homes show increases as also do the Dispensaries. Larger outlay was also incurred in medical and nursing aid to poor people.

VII. *Street Cleansing and Conservancy, including Road Watering. B. Street Cleansing and Conservancy.*

There was a net increase of Rs. 7,66,729 made up as under:—

| | Increase. | Decrease. | Remarks. |
|---|-----------|-----------|---|
| | Rs. | Rs. | |
| (a) Superintendence and Inspection. | 82,388 | | Due to the revision of the salaries and wages of the staff and to the advance increments having been granted according to length of service and to transfer of extraordinary allowances to Establishment charges. |
| (b) Veterinary | 13,882 | | Due to do. do. do. |
| (c) Street Cleansing and Sanitation | 4,14,000 | | Due to increase in wages, to additions of extraordinary allowances to the labour and to the employment of additional muddalams. |
| (d) Gully Flushing | | | Due to do. do. do. |
| (e) Removal of Town refuse to Tardeo for transport to Deonar. | | | |
| 1. Motor Traction— | | | |
| 1. Establishment | 23,416 | | Due to do. do. do. |
| 3. Depreciation | 21,913 | | Due to adjustment of the depreciation of 6 Leyland Motors for the first time. |
| 4. Running Expenses | 53,075 | | Due to increase in the number of Motors. |
| 5. Repairs and Maintenance. | 46,990 | | Due to do. do. do. |

| | Increase. Rs. | Decrease. Rs. | Remarks. |
|-------------------------------------|------------------|------------------|---|
| 2. Bullock Traction— | | | |
| 1. Labour | 54,203 | | Due to the increase in wages, and to additions of extraordinary allowances to the Labour. |
| 3. Purchase of Livestock ... | 71,053 | | Due to the purchase of additional pairs of bullocks. |
| 4. Running Expenses— | | | |
| (A) Feed of Bullocks ... | 5,916 | | Due to higher rates. |
| Loading Siding— | | | |
| (A) Mahaluxmi— | | | |
| I. Establishment ... | | 4,068 | Due to transfer of this establishment to (a) Superintendence and Inspection. |
| II. Labour... .. | 12,922 | | Due to higher wages and to additions of extraordinary allowances to Labour. |
| III. Stores and Contingen- cies. | 3,807 | | Due to higher rates. |
| (b) Maintenance and Re- pairs. | 2,581 | | Do. |
| (B) Colaba— | | | |
| II. Labour | 2,766 | | Due to increase in wages and additions of extraordinary allowances to Labour. |

D. *Road Watering.*—There was an increase of Rs. 37,344 under this head due to working of new road watering machines higher, repairs and renewals, extra Tools and Plant and larger outlay on purchase and fixing of stand post hydrants.

There was a decrease under labour.

With extended loan operations the Debt charges automatically increased.

VIII. *Road and Overbridges.*—Excluding Interest and Debt which automatically increase with increased loan expenditure the most important increases were in increases in salaries, heavier outlay on tarring (Rs. 87,633) increased outlay on ordinary repairs (Rs. 78,769) and on bituminous construction of roads (Rs. 2,38,917) Street Improvements also cost us Rs. 94,328 more.

IX. *Public Lighting.*—This was due principally to—

- Gas Charges (Rs. 53,033).
- Erection of New Lamps (Rs. 61,350).
- Maintenance of Incandescent Oil Lamps (Rs. 20,000).

X. *Drainage and Sewerage including Halalkhore Branch.*—There was a considerable increase owing to higher salaries and wages and to increased consumption on coal.

In the Halalkhore Branch there were the following variations :—

| | Increase. Rs. | Decrease. Rs. | Remarks. |
|---|------------------|------------------|---|
| A. Superintendence and Inspe- ction— | | | |
| 1. Establishment | | 81,979 | Due to the transfer of this Establishment under VII St. Cleansing and Conservancy including Road Watering, B Street Cleansing and conservancy (a) Superintendence and Inspection. |
| B. Cleansing and Sanitation— | | | |
| I. Labour | 1,54,651 | | Due to the increase of wages and to additions of extraordinary allowances to Labour. |
| III. Stores and Contingencies. | 6,582 | | Due to higher rates of materials and stores. |
| C. Bullock Traction— | | | |
| 1. Labour | 12,504 | | Due to the increase of wages, and to additions of extraordinary allowances to labour. |
| 4. Running Expenses | | 5,886 | Due to lower strength of bullocks maintained. |
| 6. Repairs and Maintenance | | 11,814 | Due to less repairs work executed. |
| E. Miscellaneous— | | | |
| A. Latrines and Urinals ... | 14,247 | | Due to more works executed. |
| D. Water Supply | 4,727 | | Due to more consumption. |

XI. *Fire Brigade*.—The increase of Rs. 73,675 was principally in revision of salaries and wages, repairs and maintenance and stores.

XII. *Building Regulations and other measures for securing public safety*.—The net increase of Rs. 37,964 is due principally to revision of salaries.

XIII. *Gardens and Open Spaces*.—The increase of Rs. 78,693 is due entirely to the inclusion of Debt charges under this head and increase in salaries and wages.

XIV. *Markets and Slaughter Houses*.—The increase of Rs. 86,384 is due entirely to the inclusion of Debt charges under this head, the increases in salaries and wages and heavy repairs charges having been counter-balanced by a happy decrease in rates for fodder and greater attention paid to the quantity of supplies of food to animals brought for slaughter charged to the Municipality.

With the very many changes made in the methods of accounting the large variation in the heads and sub-heads, under which expenditure is recorded as compared with 1920-21, I regret I have not had time to institute the estimate I usually make of the amount by which I calculate the expenditure of the Municipality was permanently increased during the year.

With the large loan works and improvement schemes being undertaken, the demand for better roads, better lighting, and more extended education, I think it advisable that we should seriously review our financial position and get a clearer conception than we have at present of the liabilities to which we are already committed, those which must be faced in the near future and the resources we have at our disposal with the present limits of taxation. We will then have a clearer vision of the direction in which and the extent to which we will need to supplement our resources. I am aware that the matter is engaging attention, but I would respectfully point out that while the question is being considered our liabilities are being increased to an extent which I am not aware we had till quite recently contemplated. We have no longer a surplus cash balance at our disposal in case of need, and the outstandings which are to be adjusted under the revised system of accounts are very heavy. The excesses that are now incurred over grants and the large additional grants made from year to year, which more than absorb our increased income, are also features of our finance which cannot be left out of consideration, and their recurrence, indicates that our methods require improvement. It might be contended that there are no grounds for pessimism but I am respectfully of opinion that there is need of careful financing on well defined principles, which require to be emphasised.

SURPLUS CASH BALANCE.

32. It will be seen from para. 4 that the closing working cash balance stood at Rs. 81,39,920. Excluding from this amount, the minimum balance of Rs. 1,00,000 required by law, Rs. 17,85,007 earmarked for payment to the City Improvement Trust in 1922-23, Rs. 17,95,108 reserved for renewals during 1922-23, Rs. 12,48,800 being the amount of stores in hand (excluding stores held on capital account to the extent of Rs. 1,75,000), Rs. 10,27,135 the amount advanced for the purchase of plant and machinery and Rs. 1,75,500 the net amount advanced for miscellaneous advances. (Rs. 2,05,854 less Rs. 30,353 the amount advanced for Loan Works), the unencumbered Surplus Cash Balance works out at Rs. 20,08,370 against Rs. 27,41,970 at the close of 1920-21, showing a decrease of Rs. 7,33,600 as under :—

| | |
|--|---------------------|
| | Rs. |
| Increase in contribution reserved for payment to the City Improvement Trust | 2,08,432 |
| Increase in plant and machinery | 3,49,701 |
| Increase in balance of Reserve Stock | 5,46,178 |
| Increase in lapsed grants | 4,41,556 |
| ... | Rs. 15,45,868 |
| <i>Less—</i> | |
| Decrease in the amount of miscellaneous advances | Rs. 1,30,213 |
| Excess receipts over payments | 6,82,055 |
| | <u>8,12,268</u> |
| | <u>Rs. 7,33,600</u> |

Taking this sum of Rs. 20,08,370 as our opening asset the following statement show in balance sheet form, the state of our Surplus Cash Balance at date, as far as I can judge it.

| Liabilities. | | | Assets. | | |
|--|-----------|-------|---|-----------|-------|
| | Rs. | a. p. | | Rs. | a. p. |
| Deficit for 1922-23 ... | 2,20,388 | 0 0 | By balance as above ... | 20,08,370 | 0 0 |
| To Grants already sanctioned. | 7,60,000 | 0 0 | By Rebates— | | |
| To Grants to be sanctioned— | | | | | |
| (1) Additional Grants under Statement "D" Say. | 2,50,000 | 0 0 | (1) For depreciation on Plant and Machinery included in budget for 1922-23. | 1,70,777 | 0 0 |
| (2) Contribution to Government for "Gateway of India." | 25,000 | 0 0 | (2) Savings estimated on cost of Plant and Machinery. | 30,000 | 0 0 |
| (3) Increases to Clerks estimated. | 78,000 | 0 0 | (3) Recoveries of advances (estimated). | 20,000 | 0 0 |
| Advances— | 63,852 | 0 0 | | | |
| Plant and Machinery ... | 7,21,869 | 0 0 | | | |
| Surplus | 1,10,043 | 0 0 | | | |
| | 22,29,147 | 0 0 | | 22,29,147 | 0 0 |

The results show that we have to advance very slowly in the year 1922-23. We fortunately have large savings in interest charges during the year 1922-23, but the position most obviously demands the greatest restraint in keeping within sanctioned grants and resisting demands for additional grants and transfers from savings.

LOANS RAISED.

33. The total Loans raised from the Public and the amounts spent therefrom are shown as under :—

| | | | | | |
|--|-----|-----|-----------------|-----|----------------------|
| Total Loans raised | ... | ... | ... | ... | Rs. 9,45,00,500-0-0 |
| Less— | | | | | |
| Works executed (Appendix No. 7)— | | | | | |
| (a) Loans allotments (Col. 12) | ... | Rs. | 8,03,98,227-9-9 | | |
| (b) Savings on different Loans (Col. 12) | ... | " | 37,92,903-6-8 | | |
| (c) Advances from Loan Funds (Col. 14) | ... | " | 16,14,684-4-2 | | |
| | | Rs. | 8,58,05,815-4-7 | | |
| Less— | | | | | |
| Surplus on old Workshops | ... | Rs. | 94,788-8-3 | | |
| | | | | | Rs. 8,57,11,026-12-4 |

Balance at the end of 1921-22 ... Rs. 87,89,473-3-8

Of this balance Rs. 30,00,000 is in paper which will become available for expenditure when it can be invested in the sinking funds, per Standing Committee Resolution No. 12661 of 23rd March 1921.

First instalment of Rs. 75 lakhs out of the Loan of Rs. 1½ crores was taken up from Government at 6½ per cent. (Tax Free) with option to the Corporation to repay the Loan after 15 years.

A further instalment of Rs. 25 lakhs out of the above Loan was taken up from Government on 31st March 1922.

DEBT AND SINKING FUNDS.

34. The following statement summarizes the state of the Debt during the year:—

| | Due to Government. | | | Due to Public. | | | Total. | | |
|---|--------------------|----|----|----------------|----|----|-------------|----|----|
| | Rs. | a. | p. | Rs. | a. | p. | Rs. | a. | p. |
| Balance at 1st April 1921 ... | 70,47,052 | 2 | 9 | 7,77,81,000 | 0 | 0 | 8,48,28,052 | 2 | 9 |
| <i>Add—</i> | | | | | | | | | |
| Loan raised | 1,00,00,000 | 0 | 0 | | | | 1,00,00,000 | 0 | 0 |
| | 1,70,47,052 | 2 | 9 | 7,77,81,000 | 0 | 0 | 9,48,28,052 | 2 | 9 |
| Repayment in 1921-22 | 32,685 | 4 | 0 | 18,500 | 0 | 0 | 51,185 | 4 | 0 |
| Balance at 31st March 1922 ... | 1,70,14,366 | 14 | 9 | 7,77,62,500 | 0 | 0 | 9,47,76,866 | 14 | 9 |
| Outstanding Debentures of the Drainage Loan of 1878 redeemable on or prior to 1st January 1920, covered by renewed grant | | | | 6,500 | 0 | 0 | 6,500 | 0 | 0 |
| Outstanding Debt at 31st March 1921 | 1,70,14,366 | 14 | 9 | 7,77,56,000 | 0 | 0 | 9,47,70,366 | 14 | 9 |
| Amount of Invested Sinking Fund at 31st March 1922 ... | 90,489 | 1 | 3 | 2,49,09,351 | 11 | 4 | 2,49,99,840 | 12 | 7 |
| | 1,69,23,877 | 13 | 6 | 5,28,46,648 | 4 | 8 | 6,97,70,526 | 2 | 2 |

35. From Appendix No. 10 it will be seen that including interest due, but not collected, the invested balance of the Sinking Funds on 31st March 1922 amounted to Rs. 2,53,18,287-8-0 and excluding therefrom Rs. 10,500 on account of the outstanding balance of the Plague Loans, such invested balance was Rs. 19,567-8-0 in excess of what should have accumulated for the purpose for which the funds have been created.

36. The sub-joined statement shows the various kinds of paper with the amounts held in the Sinking Fund at 31st March 1922:—

| Name of Sinking Fund. | 5 per cent. Municipal Debentures. | 4 per cent. Municipal Debentures. | 5½ per cent. Indian War Bonds 1922. | 5½ per cent. Indian War Bonds 1923. | 5½ per cent. Indian War Bonds 1925. | 6 per cent. War Loan 1929-47. | 4 per cent. Govt. Terminable Loan of 1915-16. | 4 per cent. Govt. Paper of the conversion Loan of 1915. | 4 per cent. Bombay Port Trust Debentures. | 4 per cent. Bombay Municipal Trust Debentures. | 6 per cent. 5 year bonds 1928. | Grand Total. |
|---|-----------------------------------|-----------------------------------|-------------------------------------|-------------------------------------|-------------------------------------|-------------------------------|---|---|---|--|--------------------------------|--------------|
| | Rs. | Rs. | Rs. | Rs. | Rs. | Rs. | Rs. | Rs. | Rs. | Rs. | Rs. | Rs. |
| 5 per cent. Municipal Loans Sinking Fund .. | 43,88,000 | 11,39,500 | 2,74,900 | 61,500 | 59,000 | 9,000 | .. | 24,00,000 | 30,000 | 25,24,800 | 3,07,400 | 1,12,04,800 |
| 4 per cent. Municipal Loans Sinking Fund 3½ per cent. basis.. | 1,27,500 | 62,41,000 | 67,175 | 1,84,000 | 1,00,000 | .. | 52,900 | .. | 5,53,000 | 8,39,000 | 8,37,000 | 86,96,575 |
| 4 per cent. Municipal Loans Sinking Fund 2 per cent. basis.. | 1,000 | 39,39,000 | 1,45,400 | 1,36,800 | 6,00,000 | 15,400 | .. | .. | .. | .. | 1,63,600 | 44,00,900 |
| 3½ per cent. Municipal Loans Sinking Fund. | 27,000 | 22,500 | .. | .. | .. | .. | .. | .. | .. | 4,11,500 | .. | 4,61,000 |
| 6½ per cent. Municipal Loans Sinking Fund 4 per cent. basis.. | .. | .. | 78,100 | 69,000 | .. | .. | .. | .. | .. | .. | 1,08,700 | 9,88,800 |
| Face value .. | 45,88,500 | 1,07,42,000 | 5,60,576 | 4,44,100 | 7,50,000 | 24,400 | 52,900 | 24,00,000 | 6,03,000 | 84,75,000 | 14,11,600 | 2,50,02,076 |

All the securities held in the Sinking Funds are not only redeemable at par, calling for no depreciation provision but having regard to the rapidly approaching dates of repayment of the 4½ lakhs and the 12 lakhs loan and the earlier 5 per cent. Loans, all Sinking Fund Investments have been latterly made in high-yielding short-term Government Bonds and in such of the Debentures of these Municipal Loans as are available in the markets at reasonable rates, and we are in a position to meet all our redemption liabilities as and when they arise.

37. The Investment of the Net Premia Fund at 31st March 1922 stood at Rs. 10,96,100 (Market value Rs. 6,13,816) which is sufficient to meet contingencies.

EXPENDITURE ON LOAN WORKS.

Appendices Nos. 8 and 14.

38. The sub-joined statement shows the figures of the Revised Estimates and the Actuals under the Major Heads :—

| | FROM LOAN FUNDS. | | ADVANCES FROM SURPLUS CASH BALANCE. | |
|---|--------------------|--------------|-------------------------------------|--------------|
| | Revised Estimates. | Expenditure. | Revised Estimates. | Expenditure. |
| | Rs. | a. p. | Rs. | a. p. |
| A. Buildings and Sanitary Structures | 17,43,500 | 0 0 | 14,49,982 | 10 0 |
| B. Roads and Overbridges | 26,53,000 | 0 0 | 8,55,087 | 6 5 |
| C. Drainage | 12,95,800 | 0 0 | 6,15,807 | 4 10 |
| D. Water Works | 59,97,400 | 0 0 | 30,89,281 | 3 3 |
| E. Cemeteries | 20,000 | 0 0 | 48,951 | 8 0 |
| F. Disposal of Town Sweepings. | 1,51,500 | 0 0 | 94,500 | 9 0 |
| G. Miscellaneous | 19,00,000 | 0 0 | 8,48,942 | 13 9 |
| Total | 1,38,66,300 | 0 0 | 69,95,553 | 14 3 |

In view of the depletion of the Surplus Cash Balance no advance was made on Loan Works out of Surplus Cash Balance.

39. The total excess incurred on individual works carried out from Loan Works over the revised estimates amounted to Rs. 9,51,214-4-1 and the total lapses amounted to Rs. 68,21,861-5-10. The net amount lapsed therefore was Rs. 58,70,647-1-9.

These continued lapses in grants for which money is borrowed are not a healthy feature of our financial administration as money is dear now, and with the greatest vigilance we can secure only about 5 per cent. on an average on our investments.

LIABILITIES AND ASSETS.

Appendices Nos. 5 and 6.

40. It will be seen that the gross revenue liabilities of the Corporation stood at Rs. 1,13,72,726-7-4 the assets being Rs. 1,59,32,531-5-11. The difference of Rs. 45,59,804-14-7 represents the Surplus Revenue Funds as shown in Appendix No. 3.

41. The gross capital liabilities of the Corporation stood at Rs. 10,36,37,089-1-1 at the close of the year under report and the assets at Rs. 14,35,14,755-3-6 resulting in a Surplus of Rs. 3,98,77,666-2-5, the details of which are shown in Appendix No. 6.

I have often urged a revaluation of our assets on accepted account principles. It is needed I trust my representation of the necessity for separating the advance payments on account of the purchase of lands to be subsequently sold may receive consideration so as to separate final assets from the advance accounts.

INVESTMENTS AND INVESTED BALANCES.

42. In the original Budget Estimates a sum of Rs. 4,25,000 was estimated to be derived from interest on Investments of Surplus Loan and other balances.

It was increased to Rs. 5,65,000 in the revised estimates. The actual realizations, however, amounted to Rs. 5,02,183 the decrease being due to the loan balances not having been available for investment on account of heavy Loan Works payment and to lower interest rates.

This income of Rs. 5,02,183 was derived from the following sources:—

| | Rs. |
|--|----------|
| (1) On current account Deposits at a rate between 2 per cent. and 3 per cent. | 19,956 |
| (2) On fixed Deposits | 2,17,634 |
| (3) Deposits at call | 4,319 |
| (4) On Investments in Government and other Securities ... | 2,55,399 |
| (5) On Government Treasury Bills | 4,875 |
| Total | 5,02,183 |

43. Inclusive of investments on account of Sinking, Insurance, Worn out Water-mains Renewal, Net Premia, Lands and Buildings and Mahim Development Funds, the total sum of investment and re-investment arrange for by this department during the year aggregated Rs. 1,78,55,175:—

| | Rs. |
|--|-------------|
| (1) Current Account Deposits | 61,00,000 |
| (2) Fixed Deposits | 83,00,000 |
| (3) Deposits at call | 7,00,000 |
| (4) Government Treasury Bills | 2,00,000 |
| (5) Sinking and Special Funds | 25,55,175 |
| Total | 1,78,55,175 |

The average rate of interest on fixed deposits was 5.35 per cent. against 5.99 per cent. in the preceding year. The rates realized for Fixed Deposits ranged from $3\frac{1}{2}$ per cent. to $6\frac{3}{4}$ per cent. The maximum rate realized in the preceding year was $7\frac{1}{2}$ per cent.

The average rate of interest in Current Account Deposits was 2.35 per cent. and in securities held in Surplus and Loan Funds was 5.2 per cent. and on the total invested Funds was 5.07 per cent.

SPECIAL FUNDS.

Appendices Nos. 4 and 5.

44. The opening and closing balances to the credit of the different Reserve Funds the additions made thereto and the withdrawals made therefrom during the year are shown in Appendix No. 4. The details of the different Investments and the current market value are shown in Appendix No. 5A, while Appendix No. 5 contains the total amount of paper held in each Fund and the Cash Balance to its credit in the Imperial Bank of India.

The Municipal Land and Buildings Fund and the Mahim Development Fund will be found in Appendices Nos. 4 and 6.

WATER WORKS ACCOUNT.

Appendix No. 12.

Income and Expenditure Account.

45. The following statement shows the income and expenditure for the year as contrasted with the original estimates and the figures for the preceding year:—

| | Budget Estimates for 1921-22. | Actuals for 1921-22. | Actuals for 1920-21. | Increase or decrease. | |
|----------------|-------------------------------|----------------------|----------------------|--|-------------------------------------|
| | | | | As compared with the Budget Estimates. | As compared with the previous year. |
| | Rs. (a) | Rs. | Rs. | Rs. | Rs. |
| Income ... | 34,32,000 | 36,18,899 | 33,31,036 | + 1,86,899 | + 2,87,863 (b) |
| Expenditure... | 34,27,000 | 29,55,431 | 28,12,792 | — 4,71,569 | + 1,42,639 (c) |
| Surplus ... | ... | 6,63,468 | 5,18,244 | Plus Rs. | 1,45,224 |

(a) This does not include anything for interest on invested balances.

(b) Due to increased assessments of properties and more receipts on account of Water Tax by measurement for hire of meters and compounded Water Tax.

(c) Increase principally due to the increased cost of maintenance and collection and to the payment of the interest and Sinking Fund Instalments in respect of the 50 Lakhs Loan.

46. As required by Corporation Resolution No. 6570 of 15th February 1912, a detailed statement of income realized for the year under report as compared with the preceding 5 years is attached to Appendix No. 12.

ASSETS AND LIABILITIES.

47. The liabilities at the beginning of the year stood at Rs. 3,32,59,962-3-3. They were increased at the close of the year to Rs. 3,54,22,322-15-5, being an increase of Rs. 21,62,360-12-2 as under :—

Increase due to Water Works portions as under :—

| | | Rs. | a. | p. | Rs. | a. | p. |
|--------------|--|-----------|----|----|-----------|----|----|
| 44 | Lakhs Loan | 3,59,572 | 0 | 1 | | | |
| 8 | " " | 66,939 | 13 | 0 | | | |
| 4½ | " " | 3,346 | 1 | 6 | | | |
| 42 | " " | 11,13,933 | 10 | 0 | | | |
| 15¾ | " " | 1,25,000 | 0 | 0 | | | |
| 55 | " " | 28,110 | 7 | 3 | | | |
| 50 | " " | 5,00,000 | 0 | 0 | | | |
| | | | | | 21,96,901 | 15 | 10 |
| <i>Less—</i> | | | | | | | |
| | Repayment of the Vehar Loan | 32,685 | 4 | 0 | | | |
| | Drainage Loan of 1878 (Water Works portion) | 1,855 | 15 | 8 | | | |
| | | | | | 34,541 | 3 | 8 |
| | | | | | 21,62,360 | 12 | 2 |

The assets aggregated Rs. 6,27,40,783-7-11 against Rs. 4,94,57,608-11-5 at the close of the previous year, showing an increase of Rs. 1,32,83,174-12-6 and were made up of (1) Works executed out of Loan and Reserve Funds, (2) the Sinking Fund investments, (3) the inclusion of works met out of (a) the contribution from the G. I. P. Railway for removing and the relaying 32" Vehar Main at Kurla, and (b) the worn out Water Mains Renewal Fund investments, and (4) the investment on account of the Net Premia Fund.

From Appendix No. 13 it will be seen that the excess of assets over liabilities, amounted to Rs. 1,51,42,278-9-9 after providing Rs. 1,11,25,028-13-1 for the Sinking Fund and Rs. 10,51,153-1-8 for Special Funds.

SUSPENSE ACCOUNT.

A.—Deposits.

48. The Cash Deposits outstanding at the close of the year aggregated Rs. 21,45,158-11-8 against Rs. 20,25,407-9-2 at the end of the year 1920-21 and were made up of :—

| | | Rs. | a. | p. |
|-----|---|-----------|----|----|
| (1) | Cash Deposits from Tenders | 1,88,775 | 0 | 0 |
| (2) | " " " Contractors | 3,88,821 | 9 | 3 |
| (3) | " " received from Departmental Officers | 4,94,451 | 4 | 1 |
| (4) | Other Cash Deposits | 9,19,899 | 10 | 5 |
| (5) | Deposits on account of works performed for private parties | 1,53,211 | 3 | 11 |
| | | 21,45,158 | 11 | 8 |

In addition to this, balances of miscellaneous Cash Deposits amounted to Rs. 37,079-11-8. This figure is made up of Government Taxes, profit on sales of stores, made during February and March and adjusted during 1922-23, donations from the public for relief to sufferers during epidemics, &c.

B.—Inter-Departmental Charges.*1. Workshops.*

49. The opening balance was Rs. 2,24,858-9-5 or Rs. 1,39,251-10-7 more than in the preceding year.

The cost of labour and supervision staff employed, and of stores used on the works turned out in the Shops during the year amounted to Rs. 7,01,294-9-7 against Rs. 6,10,265-15-11 in the previous year. The total outlay in the Workshops during the year together with the opening balances aggregated Rs. 9,26,153-3-0. The net recoveries during the year amounted to Rs. 6,53,808-7-4 (Gross Rs. 6,99,982-4 minus profit Rs. 46,173-10-0) and the outstanding at the end of the year including incomplete jobs and value of stores issued in March 1922, aggregated Rs. 2,72,344-11-8.

The outstandings are made up of the following items :—

| | Rs. | a. | p. |
|--|----------|----|----|
| Debit items— | | | |
| Stores issued in March 1922 and charged in the accounts for 1921-22 under the system of stores | | | |
| accounts | 17,880 | 9 | 2 |
| Outstanding bills | 2,43,688 | 13 | 3 |
| Incomplete jobs | 11,970 | 1 | 8 |
| Cost of rubber tyers for March 1922 charged to the accounts for 1921-22 | 1,283 | 6 | 0 |
| Total Debit... | 2,74,822 | 14 | 1 |
| | | | |
| | Rs. | a. | p. |
| Credit items— | | | |
| Charges for February 1922 booked in the accounts for 1922-23 | 1,141 | 9 | 4 |
| Credit booked in 1921-22 but taken in Workshops | | | |
| Balance Sheet in 1922-23 | 1,336 | 9 | 1 |
| Total Credit Rs. | 2,478 | 2 | 5 |
| Net Outstanding—Rs. | 2,72,344 | 11 | 8 |

50. The supervision charges on all jobs at 25 per cent. amounted to Rs. 1,36,900-6-1. Deducting therefrom the sum of Rs. 1,118-3-10 (Rs. 260 on account of cost of Whitworths Bolt Thread Dies Rs. 622-8-0 for purchase of a jib crane and Rs. 235-11-10 for payment of a gratuity to Mahamedkhan Abaskhan) and adding Rs. 4,634-6-0 (Rs. 3,795-4-0 on account of sale of unserviceable articles and Rs. 839-2-0 realized by the hire of plant, &c.) the gross earnings of the shops aggregated Rs. 1,40,416-8-3 from which the following shop and supervision, &c., charges amounting to Rs. 94,242-14-3 had to be met.

| | | | |
|--|------------|----|----|
| (1) Supervising Establishment and Contingencies. | Rs. 29,221 | 9 | 5 |
| (2) Shop Charges | 65,021 | 4 | 10 |
| | Rs. 94,242 | 14 | 3 |

The Excess of supervision charges at 25 per cent. over the supervising Establishment Contingencies and shop charges was thus Rs. 46,173-10-0 against Rs. 37,524-10-4 for the last year.

Against this result would have to be placed if the accounts were correctly maintained a proportion of the salary of the Deputy Executive Engineer, Mechanical Branch, amounting to say Rs. 6,000 and interest and sinking fund charges on Capital amounting to Rs. 39,000 and a small sum not known for repairs to Buildings, the sum total of which would quite equal the excess of Rs. 46,173-10-0 alluded to above.

The net result of the year's working would then be that the Workshops just cleared expenses by adding 25 per cent. to each Jobs.

Other Works.

51. The outstanding balances on 31st March 1922, in respect of Department and Private Works executed by different branches of the Executive Engineer's Department (excluding Workshops) and the Health Department are contrasted below with those on 31st March 1921:—

| | Balance on 31st March 1921. | Balance on 31st March 1922. | More. | Less. | REMARKS. |
|---|-----------------------------------|-----------------------------------|---------------|---------------|---|
| A.—DEPARTMENTAL WORKS. | Rs. a. p. | Rs. a. p. | Rs. a. p. | Rs. a. p. | |
| (1) Drainage | 4,765 0 0 | (a) 3,772 4 0 | | 992 12 0 | (a) Out of this, Rs. 566-12-0 represent the value of stores issued in March 1922, bills for which are to be adjusted in 1922-23. |
| (2) Roads and Building Branch. | 1,56,410 6 9 | (b) 17,155 13 8 | | 1,39,254 10 1 | |
| (3) Water Works Branch. | 6,445 3 0 | (c) 35,206 7 6 | 18,761 4 6 | | (c) Out of this, Rs 6,769-10-0 represent the value of stores issued in March 1922, bills for which are to be adjusted in 1922-23. |
| (4) Lighting Health Camps, etc. | | (d) Cr. 126 0 0 | Cr. 126 0 0 | | (d) This is on account excess recovery than actual cost which will be credited to Municipal Revenue 1922-23. |
| (5) Nowrojee Hill Quarry. | | (e) 1,39,272 15 6 | 1,39,272 15 6 | | (e) These amounts represent the expenditure incurred on these quarries which will be adjusted against the grants for the works on which the materials will be used. |
| (6) Sewree Hill Quarry. | | (e) 1,00,662 2 9 | 1,00,662 2 9 | | |
| Total ... | 1,67,620 9 9 | 2,85,943 10 5 | 2,58,570 6 9 | 1,40,247 6 1 | |
| B.—PRIVATE WORKS. | | | | | |
| Drainage Branch ... | 54,386 0 3 | (f) 44,448 14 3 | | 9,887 2 0 | (f) Out of this, Rs. 783 represent the value of stores issued in March 1922, bills for which are to be adjusted in 1922-23. |
| Roads and Building Branch. | 96,888 6 10 | 2,21,628 2 4 | 1,24,739 12 6 | | |
| Levelling Metalling Private Roads. | 1,406 10 4 | 56,150 4 11 | 34,743 10 7 | | |
| Water Works Branch ... | 14,300 3 8 | (g) 16,709 8 2 | 2,409 4 6 | | (g) Out of this, Rs. 1,440-12-2 represent the value of labour and stores issued in March 1922, bills for which are to be adjusted in 1922-23. |
| Government of Bombay working of the lethal chamber for the destruction of stray dogs. | 1,393 0 1 | 1,166 14 9 | | 226 1 4 | |
| Health Department (removing chokes). | 1,077 15 2 | 2,109 1 3 | 1,031 2 1 | | |
| Total Rs. | 1,69,402 3 4 | 3,42,212 13 8 | 1,82,923 13 8 | 10,118 8 4 | |

52. The outstandings in respect of Municipal Quarries at Nowroji Hill and Sewree are shown separately as separate accounts for them have been maintained since 1st April 1921. The outstandings are due to bills for metal, &c., supplied for different works remaining unadjusted till 31st March 1922. The outstandings in respect of Private Works, Roads and Buildings Branch are due to bills against public bodies, public utility companies and private parties and to those against the houseowners of private lanes not having been fully recovered before the close of the year. The outstandings in respect of Private Works, Drainage Branch, are due to bills against houseowners for providing drainage arrangements in private streets in the case of which no deposit can be recovered in advance.

With regard to outstandings in respect of Water Works Branch, a bill amounting to Rs. 9,498-3-9 for making water connection to the famine camp at Chembur was preferred against the Executive Engineer, Thana, but he having repudiated his liability for the payment the question of adjustment of the cost is under consideration.

Advances to Municipal Officers.

53. The outstandings on the 31st March 1922 aggregated to Rs. 2,37,454-6-8 against Rs. 1,07,318-14-9 on 31st March 1921; Rs. 18,040 represent the sum allotted to the different Heads of Departments as standing advances for contingent expenses; Rs. 4,675 represent the law charges incurred in connection with the purchase of the Bombay Tramways; Rs. 15,674 paid to Sanderson Lea in connection with the Church Gate Street, Rs. 1,600 were advanced to Health Officer to meet the charges for Halalkhores, &c., as the Budget Grant were exceeded; Rs. 76,000 paid to Indian States and Eastern Agency for want of Budget Grant. Rs. 32,858 paid to Messrs. S. Pannister & Co. and the Bombay Gas Company, Limited, for want of Budget Grant. The remaining balance is comprised of small items which call for no remarks.

Advance to Contractors.

54. The outstanding at the close of the year amounted to Rs. 2,360-12-0 against Rs. 15,332-7-0 at the end of 1920-21.

Miscellaneous.

55. Out of the outstandings of Rs. 2,05,854-3-2 the following are the principal items:—

| | Rs. | a. | p. |
|---|--------|----|----|
| (1) Levelling and metalling, &c., Wanzawadi... | 17,726 | 9 | 4 |
| (2) Laying pipe drains in house gullies | 21,375 | 10 | 0 |
| (3) Arbitration and other expenses in connection with the purchase of Tramways | 5,623 | 14 | 10 |
| (4) Expenditure in the suit filed by the Tramways Company against the Municipality | 4,410 | 5 | 7 |
| (5) Cost of filling in the Framji Kavasji Tank to be subsequently adjusted against the sale proceeds of the reclaimed land. | 3,832 | 6 | 2 |
| (6) Improving the passage of Fergusson Road | 5,557 | 2 | 6 |
| (7) Metalling, levelling, &c., Chinchpokli Cross Lane | 50,141 | 7 | 10 |
| (8) Advance to Overseers and Sub-overseers of the Road Branch for the purchase of Bicycles | 22,333 | 8 | 7 |
| (9) Moiety of expenses paid to the Agent, B. B. & C. I. Railway, for widening Frere Bridge at Grant Road | 30,354 | 0 | 0 |
| (10) Levelling, metalling, &c., Ghellabhai Street | 12,971 | 15 | 11 |
| (11) Do. do. Tardeo Road | 9,092 | 10 | 2 |
| (12) Cost of filling in a plot of ground at Tardeo Road | 3,547 | 10 | 3 |

The amount of item No. 5 will be adjusted when the land is sold. The adjustment of items Nos. 2 and 6 has yet to be effected. As regards items Nos. 3 and 4 the Municipal Solicitors have been instructed to negotiate with the Tramway Company. Items Nos. 1, 7, 8, 10, 11 and 12 will be adjusted against recoveries. Item No. 9 will be adjusted against Loan Funds on receipt of the final accounts.

Reserve Stock.

56. The receipts of General Stores during the year as per my books aggregated Rs. 21,41,985-8-7 and the issues Rs. 17,33,797-10-3, thus resulting in an increase of Rs. 4,08,187-14-4 in the balance of current stores. There was a reduction during the year in the balance of Surplus and Obsolete Stores from Rs. 2,138-2-5 to Rs. 1,992-4-5.

57. The verification of stock for the year 1921-22 at the Central Stores, the Bellasis Bridge Pipe Depot, the Municipal Workshops, was completed by Mr. P. Cardeaux on the 23rd December 1921 and a report of the result was made to the Corporation which showed a net excess of Rs. 1,860-10-9 (*vide* Corporation Resolution No. 2989 of 10th July 1922).

58. The balances of the general, *i.e.*, current serviceable stores in charge of the Storekeeper are compared below for the 5 last years:—

| | Rs. | a. | p. |
|---------------------------------|-----------|----|----|
| Balance at the close of 1917-18 | 5,87,969 | 10 | 11 |
| Do. do. 1918-19 | 5,75,906 | 6 | 7 |
| Do. do. 1919-20 | 4,93,314 | 15 | 8 |
| Do. do. 1920-21 | 7,68,161 | 8 | 5 |
| Do. do. 1921-22 | 11,76,349 | 6 | 9 |

The large increase in the reserve stock balance has adversely affected our Surplus Cash balance. This point cannot be too strongly emphasized, as with our surplus balances reduced to so low a figure any further increase might seriously affect our financial position. In the absence of test-audit and access to departmental books it is not possible for me to say what remedy is to be applied or if any action is expected from my department.

59. The balances of Reserve Stock in hand in all departments at the close of the year as per the general books of this office amounted to Rs. 14,23,800-5-2 against Rs. 8,77,622-12-8 at the close of the preceding year, showing an increase of Rs. 5,46,177-8-6 as detailed below :—

The non-adjustment of items of stock amounting to Rs. 2,10,523 alluded to below is due principally to want of grants.

| DEPARTMENTS. | 1920-1921. | | | 1921-1922. | | | Increase or Decrease. |
|--|---------------------|------------------------------|--------------------|-----------------------|------------------------------|--------------------|-----------------------|
| | Serviceable Stores. | Surplus and Obsolete Stores. | Total. | Serviceable Stores. | Surplus and Obsolete Stores. | Total. | |
| 1. General Stores Department. | Rs. 7,68,161 8 5 | Rs. 2,138 2 5 | Rs. 7,70,299 10 10 | (a) Rs. 11,76,349 6 9 | Rs. 1,992 4 5 | Rs. 11,78,341 11 2 | + 4,08,042 0 4 |
| 2. Water Works Imprest ... | 6,376 6 6 | | 6,376 6 6 | 7,802 10 5 | | 7,802 10 5 | + 1,425 3 11 |
| 3. Executive Engineer's Department (Purchase of Kerosine Oil). | 141 0 0 | | 141 0 0 | 355 1 0 | | 355 1 0 | + 214 1 0 |
| 4. Executive Engineer's Department (Purchase of Stores for Roads). | | | | 1,19,304 2 0 | | 1,19,304 2 0 | + 1,19,304 2 0 |
| 5. Line Suspense Account ... | 1,00,805 11 4 | | 1,00,805 11 4 | 95,625 0 5 | | 95,625 0 5 | — 5,180 10 11 |
| 6. Mechanical Engineer's Department. | | | | 15,495 0 0 | | 15,495 0 0 | + 15,495 0 0 |
| 7. Stores in charge of the Drainage Engineer. | | | | 6,876 12 2 | | 6,876 12 2 | + 6,876 12 2 |
| Total Rs. ... | 8,75,484 10 3 | 2,138 2 5 | 8,77,622 12 8 | 14,21,808 0 9 | 1,992 4 5 | 14,23,800 5 2 | + 5,46,177 8 6 |

N.B.—This office is not aware what system of account keeping is adopted for items 3, 4, 6 and 7.

(a) The difference between this amount of which Rs. 1,75,000 are on Capital account and that shown by the Storekeeper is Rs. 2,10,523-3-10 which is as under :—

— Rs. 2,10,523 3 11 is due to non-adjustments in the books of the Chief Accountant of the value of stores issued to the different Departments which will be adjusted in the next year's accounts.

— „ 0 0 1 on account of one pie less shown in the account current for February 1922 by the Storekeeper.

— Rs. 2,10,523 3 10

STREET IMPROVEMENTS.

60. The amounts made available on account acquisition of set-backs during the year were as under :—

| (a) From Revenue. | Rs. | a. | p. |
|---|--------------|----|----|
| Budget provision | 1,00,000 | 0 | 0 |
| Renewed grant | 40,593 | 0 | 0 |
| Additional grant made by appropriating towards Street Improvements, the sale proceeds of set-forward lands and indemnity moneys recovered for works permitted within the regular line of the street during 1920-21 | 52,830 | 3 | 9 |
| | Rs. 1,93,423 | 3 | 9 |

Against this sum Rs. 1,93,054-0-1 were actually paid, leaving a balance of Rs. 369-3-8 which has been renewed for expenditure during 1922-23.

| (b) From Capital. | Rs. | a. | p. |
|--|--------------|----|----|
| Unexpended balance on 1st April 1921 out of the allotment. | | | |
| in 40 Lakhs Loan | 1,15,063 | 4 | 4 |
| in 50 Lakhs Loan | 2,55,000 | 0 | 0 |
| | Rs. 3,70,063 | 4 | 4 |

Out of this sum the provision made in the revised Loan Works Budget was Rs. 3,00,000. The expenditure booked being Rs. 3,21,861-12-7 (Rs. 1,15,063-4-4 out of 40 Lakhs loan and Rs. 2,06,798-8-3 out of 50 Lakhs loan.)

After allowing for all ascertained time-barred claims, the undischarged commitments upto 31st July 1922 in regard to set-backs already acquired and sanctioned to be acquired amounted to Rs. 12,05,296-11-7, against which we have sanctioned funds aggregating Rs. 1,00,369 and a sum of Rs. 59,247-10-4 realized by the sale proceeds of set-forward lands and recoveries of indemnity money during 1921-22 which will go to meet the set-back payments if the state of Surplus Cash Balance allows. A sum of Rs. 8 lakhs has been included for Street Improvement in the Loan of Rs. 2,40,00,000 sanctioned by Corporation under their Resolution No. 2712 of 3rd July 1922.

The excess of liabilities over funds available thus amounts upto 1922 of Rs. 3,04,927-11-7. An addition of at least 30 per cent. has to be made to this to provide for increase in rates when the time for payment of claims actually matures. We have to remember also that further liabilities will be sanctioned during the remainder of the year 1922-23 for set-backs.

GENERAL FINANCIAL POSITION.

61. On the latest Budget data our Income and Expenditure and margin of borrowing powers for general purposes except Fire Brigade and Water Works may be stated as follows :—

| | |
|--|-----------------|
| Income as per Budget for 1922-23 | Rs. 2,66,76,200 |
| <i>Deduct—</i> | |
| Fire Tax | Rs. 4,75,000 |
| Water Tax | " 45,71,000 |
| | " 50,46,000 |
| | " 2,16,30,200 |
| <i>Add—</i> | |
| Difference between General Tax at 11 per cent. and the maximum at 17 per cent. leviable under the Act | " 56,61,818 |
| Total Income | " 2,72,92,018 |
| Expenditure as per Budget, 1922-23 | " 2,68,96,583 |
| <i>Deduct—</i> | |
| <i>Fire Brigade—</i> | |
| (a) Ordinary Expenditure Rs. 3,72,590 | |
| Debt | " 52,155 |
| | Rs. 4,24,745 |
| <i>Water Works—</i> | |
| (b) Ordinary Expenditure Rs. 7,34,490 | |
| Debt | " 38,26,670 |
| | " 45,61,160 |
| | " 49,85,905 |
| Total Expenditure | " 2,19,10,678 |
| Margin of Taxation | " 53,81,340 |

I have already in para. 31 invited attention to the advisability of ascertaining the extent to which we are committed against this balance and what our resources really are.

FIRE BRIGADE.

62. During the year the Fire Tax was levied at $\frac{3}{8}$ per cent. The following statement shows the Income and Expenditure for the year as contrasted with the figures for the preceding year :—

| | Actuals for 1921-22. | | | Actuals for 1920-21. | | | Excess of 1921-22 over 1920-21. | | |
|--|----------------------|----|----|----------------------|----|----|---------------------------------|----|----|
| | Rs. | a. | p. | Rs. | a. | p. | Rs. | a. | p. |
| Income | 3,34,371 | 9 | 1 | 2,95,541 | 3 | 5 | 38,830 | 5 | 8 |
| Expenditure including New Works and the Interest and Sinking Fund Charges on the 4½ Lakhs Fire Brigade Loan and on a portion of the 55 Lakhs Loan | 3,94,384 | 3 | 9 | 3,20,709 | 5 | 11 | 73,674 | 13 | 10 |
| Deficit ... Rs. | 60,012 | 10 | 8 | | | | | | |

The following statement shows the accumulation of surplus from Fire Tax upto 31st March 1922 :—

| | Rs. | a. | p. |
|--|------------|----|----|
| Balance at 1st April 1921 | 29,393 | 11 | 1 |
| <i>Deduct—</i> | | | |
| Deficit for the year 1921-22 | 60,012 | 10 | 8 |
| Actual deficit on 31st March 1922 | Rs. 30,618 | 15 | 7 |
| <i>Add—</i> | | | |
| Amount to be renewed in 1921-22 on account of outstanding liabilities | 54,751 | 2 | 7 |
| Total deficit on 31st March 1922 | Rs. 85,370 | 2 | 2 |

REVENUE AND REFUND AUDIT, ASSESSMENT AND COLLECTION DEPARTMENT.

QUARTERLY AUDIT OF BILLS OUTSTANDING.

63. In the year under report the balances of outstanding bills at different Ward Offices examined at the end of each quarter totalled 47,538 representing Rs. 64,81,688-5-1 as shown in the subjoined statement. They were duly checked in detail with the Ward Collection Books. (Form XVI) and the Head Office Accounts (Forms 8 and 9) :—

| Ward. | Balances examined on 1st April 1921. | | Balances examined on 11th July 1921. | | Balances examined on 1st October 1920. | | Balances examined on 3rd January 1922. | | Total balances examined during the year. | |
|------------|--------------------------------------|---------------|--------------------------------------|----------------|--|--------------|--|-----------------|--|----------------|
| | No. of Bills. | Amount. | No. of Bills. | Amount. | No. of Bills. | Amount. | No. of Bills. | Amount. | No. of Bills. | Amount. |
| | | Rs. a. p. | | Rs. a. p. | | Rs. a. p. | | Rs. a. p. | | Rs. a. p. |
| A ... | 682 | 1,13,851 5 4 | 2,261 | 4,45,468 9 0 | 690 | 82,038 12 6 | 3,038 | 6,88,020 11 1 | 6,671 | 12,29,979 5 11 |
| A(G.P.R.) | 179 | 77,799 8 0 | 489 | 4,94,655 8 7 | 242 | 80,602 13 5 | 597 | 3,44,528 2 8 | 1,507 | 9,97,586 0 8 |
| A(T) ... | 550 | 82,960 11 8 | 1,758 | 99,767 11 2 | 530 | 29,368 6 1 | 1,755 | 1,01,111 9 2 | 4,593 | 2,63,208 6 1 |
| B ... | 481 | 64,161 12 8 | 2,806 | 5,34,890 1 10 | 413 | 66,686 5 11 | 3,356 | 6,86,802 15 9 | 7,006 | 13,52,191 4 2 |
| C ... | 187 | 29,366 4 6 | 2,369 | 3,09,718 3 7 | 394 | 36,651 7 5 | 2,791 | 4,21,669 14 9 | 6,741 | 7,06,399 14 8 |
| D ... | 768 | 63,699 0 9 | 2,381 | 3,28,671 5 7 | 914 | 94,679 0 7 | 3,400 | 3,81,422 4 9 | 7,908 | 8,68,471 11 8 |
| E ... | 458 | 48,093 3 10 | 1,482 | 1,85,849 8 2 | 451 | 89,865 4 9 | 1,937 | 2,17,956 9 10 | 4,328 | 4,36,264 10 7 |
| F ... | 863 | 18,993 0 4 | 876 | 52,556 7 7 | 846 | 17,624 9 6 | 1,081 | 77,418 2 10 | 2,665 | 1,66,602 4 8 |
| G ... | 551 | 11,873 8 11 | 1,944 | 66,642 11 1 | 487 | 8,216 4 9 | 2,131 | 88,967 15 7 | 5,113 | 1,70,699 8 4 |
| Meter hire | 74 | 2,908 7 0 | 1,209 | 61,168 5 3 | 464 | 24,809 2 6 | 259 | 11,404 4 5 | 2,006 | 1,00,285 3 2 |
| Total... | 4,238 | 4,63,705 15 0 | 18,025 | 25,29,188 7 10 | 4,980 | 4,79,691 3 5 | 20,346 | 30,14,102 10 10 | 47,538 | 64,81,688 5 |

DEMANDS, COLLECTIONS AND BALANCES.

64. The demands, collections and balances at the close of the year, audited in the manner contemplated by the Manual, are summarized below :—

| | General Tax. | Water Tax on value. | Water charge by meter measurement. | Water charge at compounded rates. | Halalkhore Tax on value. | Halalkhore tax at special rate. | Wheel tax. | Contribution in lieu of General Tax. | | Total. |
|---|----------------|---------------------|------------------------------------|-----------------------------------|--------------------------|---------------------------------|---------------|--------------------------------------|--------------|------------------|
| | | | | | | | | Government. | Port Trust. | |
| | Rs. a. p. | Rs. a. p. | Rs. a. p. | Rs. a. p. | Rs. a. p. | Rs. a. p. | Rs. a. p. | Rs. a. p. | Rs. a. p. | Rs. a. p. |
| 1. Total demands including previous year's outstanding. | 84,64,097 7 8 | 19,80,468 11 11 | 17,21,693 12 10 | 22,007 5 8 | 24,90,597 8 7 | 2,31,906 0 2 | 4,44,686 5 4 | 3,58,910 4 2 | 8,40,301 0 0 | 1,65,44,568 8 4 |
| 2. Deduct bills recalled which were either cancelled or in lieu of which amended bills were issued. | 4,94,616 18 0 | 1,13,111, 8 9 | 47,083 2 10 | 3,129 15 1 | 1,44,624 8 7 | 57,077 10 0 | 10,486 10 8 | | | 8,70,130 4 11 |
| 3. Net demand ... | 79,69,480 10 8 | 18,67,357 8 2 | 16,74,610 10 0 | 18,877 6 7 | 23,45,973 0 0 | 1,64,828 6 2 | 4,34,199 10 8 | 3,58,910 4 2 | 8,40,301 0 0 | 1,56,74,438 8 5 |
| 4. (a) Collection paid into the Treasury including departmental adjustments. | 76,32,144 4 9 | 17,91,918 14 2 | 15,94,274 0 8 | 16,642 4 0 | 22,45,987 5 8 | 1,97,468 8 4 | 4,05,746 12 4 | 3,58,910 4 2 | 8,40,301 0 0 | 1,50,22,788 5 11 |
| (b) Irrecoverable bills written off. | | | | | | | 527 0 0 | | | 527 1 0 |
| (c) Balance at the close of the year. | 3,37,336 5 11 | 76,098 5 0 | 80,336 9 6 | 2,235 2 7 | 99,985 10 4 | 27,364 13 10 | 27,925 14 4 | | | 6,51,122 13 6 |
| Rs. ... | 79,69,480 10 8 | 18,67,357 8 2 | 16,74,610 10 0 | 18,877 6 7 | 23,45,973 0 0 | 1,64,828 6 2 | 4,34,199 10 8 | 3,58,910 4 2 | 8,40,301 0 0 | 1,56,74,438 8 5 |

REFUND ON ACCOUNT OF VACANCIES, &C.

65. The number of claims for refund on account of vacancy and over-collection, which were scrutinized and sanctioned during the year totalled 462 representing Rs. 37,121-9-1. In the previous year, the claims numbered 410 representing Rs. 26,126-10-2.

DRAWBACK CLAIMS.

66. The number of claims to one-fifth drawback of the general tax scrutinized during the year was 856 out of which 55 were admitted. In the previous year the claims received aggregated 1,521 and those admitted were 68.

ASSESSMENT BOOK.

67. The Assessment Book was subjected to scrutiny and it was ascertained that no property liable to pay any authorized tax or charges leviable in lieu thereof had escaped assessment.

VEHICLES AND ANIMAL TAX BOOK.

68. The Register of vehicle and Animal Tax (Form IV) was examined and the entries therein were checked with the Ward Superintendent's quarterly reports and the owners' returns. The number of entries scrutinized during the year were 33,899. In the previous year they totalled 31,075.

PUBLIC LAND CONVEYANCES.

69. The revenue derived during the Calendar year 1921 from the tax on Public Land Conveyances licensed by the Police Commissioner under Bombay Act VI of 1863 and on taxi cabs during the official year under report were audited. The total number of vouchers was 13,322 which were duly checked with the Registers maintained in this office.

AMENDMENT IN VALUATIONS.

70. The subsequent changes during the course of the year in the rateable value of properties and alterations in demands made through Increase and Decrease Registers (Form XI XI-B and XI-C) were duly checked with the Tabulated Ward Reports and audit note books kept in this office.

OTHER DEPARTMENTS.

71. The revenue books maintained in the Executive Engineer's Department (including general, Roads and Buildings and Drainage Departments), Hydraulic Engineer's Department, Health Department (including the Ward offices of the Deputy Health Officers and the Conservancy Superintendent), Vaccination Department, Markets and Slaughter Houses, License Department, Victoria Gardens and Chief Officer Fire Brigade's Department of the Municipality were checked monthly with the permits the counterfoils of receipts and the licenses and with other papers produced in support of the vouchers and the collection paid into the Municipal Treasury duly verified. The number of vouchers examined was 117,665 representing Rs. 30,67,843-0-6.

PERMITS ISSUED UNDER SECTION 390 OF THE MUNICIPAL ACT.

72. The permits issued under Section 390 of the Municipal Act in respect of newly established factories totalled 128 and brought in a revenue of Rs. 3,200.

RENT BILLS AGAINST THE BOMBAY TELEPHONE COMPANY.

73. The proposal to change the mode of charging ground rent has been sanctioned by the Corporation under their Resolution No. 5187 of 31st October 1918 and the Company's accounts for the Calendar years 1915, 1916, 1917, 1918 and 1919, (which were not ready for our inspection during the last official year, *viz.*, 1920-21) have all been examined and the bills pertaining to the years referred to above and paid by the Telephone Company have all been verified by this office. In the year under report the Company have paid Rs. 51,513-13-10 as rent for the period from 1st January 1921 to 31st March 1922.

RENT BILLS AGAINST THE BOMBAY TRAMWAYS COMPANY.

74. Two bills (for the period from 1st April 1921 to the 31st March 1922) amounting to Rs. 62,075-14-2 were checked by this office in the year under report and have been duly paid by the Company and credited to the Municipal Fund.

FINES LEVIED BY THE PRESIDENCY MAGISTRATES.

75. The total amount of fines recovered during the year under report in respect of offences committed against the several provisions of the Municipal Act was Rs. 79,981-3-0 which was duly paid into the Municipal Treasury. The cases in which the fines remained outstanding were brought to the notice of the Heads of the Departments concerned.

76. No very serious errors or irregularities were discovered in the course of Audit.

COST OF DEPARTMENT.

77. The actual cost of establishment including Temporary and Loan Works Staff and the total receipts and disbursements from 1917-18 to 1921-22 together with the percentage of cost to receipts and disbursements are compared below:—

| YEARS. | Actual cost of Estt. in- cluding the Temporary & Loan Works Staff. | Total receipts. | Total dis- bursements. | Percentage of cost of Staff to receipts. | Percentage of cost of Staff to disburse- ments. |
|----------------|---|--------------------|---------------------------|--|--|
| | Rs. | Rs. | Rs. | | |
| 1917-18 | 1,10,052 | 7,15,92,768 | 7,18,16,292 | .15 | .15 |
| 1918-19 | 1,12,040 | 7,84,07,519 | 7,84,60,496 | .14 | .14 |
| 1919-20 | 1,21,586 | 9,82,97,150 | 9,79,81,515 | .12 | .12 |
| 1920-21 | 1,39,521 | 13,68,48,031 | 13,54,03,168 | .10 | .10 |
| 1921-22 | 1,57,624 | 14,55,45,196 | 14,32,79,480 | .10 | .11 |

The receipts and disbursements together amounted in 1917-18 to Rs. 14,28,49,000 on which the percentage of cost of staff works out at .075. In 1921-22 the two together amounted to Rs. 28,78,22,676 on which the percentage cost comes to .0525. Thus while the total transactions increased from 14.28 crores to 28.78 crores or 100 per cent., the cost was reduced from .075 per cent., or annas twelve per thousand to .0525 per cent., or annas 8.4 per thousand of the aggregate transactions dealt with.

It has always been part of my policy to defer consideration of any extra staff required to the last possible moment.

The time has arrived now when I am forced to represent that the internal audit, booking, finance, and correspondence, connected with transactions totalling nearly 29 crores can no longer be conducted efficiently with a staff not only underpaid in relation to other departments in the Municipality but much below the standard adopted in bodies of equal standing in Government, or local corporations. I am very sensible of the

generous and considerate treatment accorded to me personally, but the effect of reduced emoluments in comparison with other departments and bodies in regard to my officers can only be detrimental to continued efficiency. I shall welcome a detailed enquiry by the Retrenchment Committee recently appointed, and am confident that in conducting my department at a rate slightly over annas 8 per Rs. 1,000 dealt with, I am working at a cost at which no professional firm would undertake to carry on identical duties.

My officers and I are all overworked and we are continuing our present efforts at a pressure which cannot be indefinitely maintained.

The year has been a particularly hard year owing to great sickness in the staff and I beg to place on record my grateful thanks to my staff for the consistent and loyal services they have rendered during a time of very great stress.

78. The following are the appendices attached to my report:—

- No. 1.—Statement showing the Income realized during 1921-22 compared with estimates for the year as also with the actuals for the preceding year.
- No. 2.—Statement showing the Expenditure during 1921-22 as compared with the final sanctioned grants and the actuals for the preceding year.
- No. 3.—Statement of Surplus Reserve Fund.
- No. 4.—Statement of Special Funds for 1921-22.
- No. 5.—Balance Sheet (Revenue) as at 31st March 1922.
- No. 5-A.—Comparison of Face, Purchase and Market Values at 31st March 1922 of the different securities held in the Special Funds.
- No. 6.—Balance Sheet (Capital Funds) as at 31st March 1922.
- No. 6-A.—Comparison of Face, Purchase and Market Values at 31st March 1922 of the different securities held in the Sinking Funds.
- No. 7.—Statement showing (1) outstanding Municipal Loans, (2) the expenditure incurred against each of them, (3) the amounts withdrawn temporarily from their unexpended balances to meet the cost of new works, etc., and (4) invested balances of the loans on 31st March 1922.
- No. 8.—Block Account, showing details of Capital Expenditure up to 31st March 1922.
- No. 9.—Statement showing the outstanding Loans due by the Municipality on 31st March 1922.
- No. 10.—Statement showing the amounts which should have accumulated in the Sinking Fund, on the basis of the fixed instalments and the amounts actually invested up to 31st March 1922.
- No. 11.—Statement showing the interest outstanding on different Municipal Loans on 31st March 1922.
- No. 12.—Water Works, Income and Expenditure Account, including statement of income realizations for 1921-22, and preceding five years from Water Supply through Meters.
- No. 13.—Water Works Assets and Liabilities.
- No. 14.—Statement of Town Duties collected and refunds allowed in 1921-22.
- No. 15.—Statement of Net Town Duties collected during the ten years ending 1921-22.
- No. 16.—Statement of gross Town Duties levied during the five years ending 31st March 1922, refunds allowed, and the net income realized during that period.
- No. 17.—Statement showing Town Duty Collection from each source month by month with the refunds admitted for the year 1921-22, as contrasted with those for the year 1920-21.
- No. 18.—Statement of the Income of the Bombay Municipality from 1865 to the close of the financial year 1921-22.
- No. 19.—Statement of the Expenditure of the Bombay Municipality from 1865 to the close of the financial year 1921-22.
- No. 20.—Contrasted statement of Income and Expenditure from the year 1865 to the financial year 1921-22.

I have the honour to be,

Sir,

Your most obedient servant,

W. E. WAITE,
Chief Accountant,
Bombay Municipality.

Appendix

I N

STATEMENT showing the Net Receipts during the Financial year 1921-22 from all sources as

| Actuals for 1920-21. | PARTICULARS. | Details of Actuals. | Actuals for 1921-22. | Budget Estimate for 1921-22. |
|-------------------------|---|------------------------|-------------------------|------------------------------------|
| Rs. a. p. | 1.—General Tax, Indirect Taxation and Miscellaneous Revenue. | Rs. a. p. | Rs. a. p. | Rs. a. p. |
| | A—General Tax at 9½ per cent.— | | | |
| 51,60,920 5 10 | (1) From the Public | 65,65,332 15 1 | | 68,04,400 0 0 |
| 2,42,976 8 0 | (2) " Government | 3,45,280 12 2 | | 2,76,500 0 0 |
| 7,76,918 15 0 | (3) " Port Trust | 8,08,390 13 4 | | 7,74,800 0 0 |
| 8,19,968 13 3 | (4) " C. I. Trust | 2,10,495 13 7 | | 1,79,900 0 0 |
| 4,83,028 1 2 | (5) " Mills | 5,49,600 13 2 | | 5,93,600 0 0 |
| 74,88,792 11 3 | | | 84,79,101 3 4 | 81,29,200 0 0 |
| | B—Town Duties— | | | |
| 26,51,242 11 8 | (1) Through Port Trust | 31,20,601 11 2 | | 29,00,000 0 0 |
| 6,14,974 15 8 | (2) " G. I. P. Railway | 4,28,463 3 9 | | 8,00,000 0 0 |
| 4,25,675 7 9 | (3) " B. B. & C. I. Railway | 2,83,564 12 8 | | 5,10,000 0 0 |
| 36,91,898 3 1 | | | 38,32,609 11 2 | 42,10,000 0 0 |
| 15,72,811 10 0 | Less—Refunds | | 16,92,934 12 0 | 22,10,000 0 0 |
| 31,19,081 9 1 | | | 21,39,674 15 2 | 20,00,000 0 0 |
| 3,77,099 12 6 | C—Cotton Import Duty (Munl. Share ¼th of net receipts) | | 14,92,191 11 2 | 12,00,000 0 0 |
| | D—Licenses— | | | |
| 35,185 13 8 | (1) Land, Conveyance Music, Licenses (issued by the Commissioner of Police) | | 88,395 1 7 | 25,000 0 0 |
| 1,45,750 0 0 | E—Liquor Licenses—Commutated payment from Government (Act V of 1878) | | 1,43,750 0 0 | 1,43,750 0 0 |
| 4,41,887 11 8 | F—Tobacco Duty—Net receipts from Government (Act IV of 1857) | | 3,78,310 12 6 | 4,20,000 0 0 |
| 6,06,348 7 5 | G—Interest and Profit on Investments of Surplus Loan and other Balances | | 5,02,183 5 5 | 4,25,000 0 0 |
| 7,011 0 0 | H—Interest on sums invested on Plant and Machinery | | 24,377 0 0 | 15,000 0 0 |
| | I—Miscellaneous— | | | |
| 62,417 10 4 | (1) Contribution from Munl. servants towards Pensions, etc., Fund | 6,302 10 11 | | 20,000 0 0 |
| 72,734 7 4 | (2) Fines for offences against the Law. | 78,178 0 0 | | 65,000 0 0 |
| 37,524 10 4 | (3) Net profit on Municipal Workshops | 46,173 10 0 | | 30,000 0 0 |
| | (4) Net profit on Sale of Stores to con- tractors | | | |
| 20,877 3 1 | (5) Sale proceeds of unserviceable Tools and Plant | 8,452 9 6 | | 15,000 0 0 |
| 19,861 3 11 | (6) Miscellaneous receipts | 32,903 2 2 | | 3,000 0 0 |
| 6,776 8 4 | (7) Miscellaneous fees | 3,818 6 0 | | 7,000 0 0 |
| | (8) Rent of buildings and lands | 48,269 6 1 | | 1,42,000 0 0 |
| 2,59,429 3 6 | (9) Sale proceeds of Lands and build- ings | 2,59,685 12 0 | | 40,000 0 0 |
| 4,73,610 14 10 | Total, I—Miscellaneous | | 4,78,733 8 8 | 3,22,000 0 0 |
| 1,16,92,768 0 5 | Carried forward Rs. | | 1,36,76,657 9 10 | 1,26,79,950 0 0 |

No. 1.
COM E.

contrasted with the Actuals for 1920-21, the Original Budget Estimate and the Revised Estimate.

| Revised Estimate for 1921-22. | Compared with the Actuals for 1920-21. | | Compared with the Original Estimate. | | Compared with the Revised Estimate. | |
|-------------------------------|--|----------------|--------------------------------------|---------------|-------------------------------------|---------------|
| | Increase. | Decrease. | More. | Less. | More. | Less. |
| Rs. | Rs. a. p. | Rs. a. p. | Rs. a. p. | Rs. a. p. | Rs. a. p. | Rs. a. p. |
| 66,80,337 | 14,04,412 9 3 | | 2,60,932 15 1 | | | 1,15,004 0 11 |
| 8,45,381 | 1,02,304 4 2 | | 68,780 12 2 | | | 0 3 10 |
| 7,74,797 | 31,476 14 4 | | 33,590 13 4 | | 93,593 13 4 | |
| 2,07,798 | | 6,09,457 15 8 | 30,595 13 7 | | 2,697 13 7 | |
| 5,97,787 | 61,572 12 0 | | | 43,999 2 10 | 11,818 8 2 | |
| 83,46,000 | 15,99,766 7 9 | 6,09,457 15 8 | 3,98,900 6 2 | 43,999 2 10 | 48,105 8 1 | 1,15,004 4 9 |
| 28,25,000 | 4,69,358 15 6 | | 2,20,601 11 2 | | 2,95,601 11 2 | |
| 5,81,000 | | 1,86,521 11 11 | | 8,71,546 12 3 | | 1,52,546 12 3 |
| 4,05,400 | | 1,42,120 11 6 | | 2,26,445 3 9 | | 1,21,845 8 9 |
| 38,11,400 | 4,69,358 15 6 | 3,28,642 7 5 | 2,20,601 11 2 | 5,97,992 0 0 | 2,95,601 11 2 | 2,74,392 0 0 |
| 17,11,400 | 1,20,123 2 0 | | | 5,17,065 4 0 | | 18,465 4 0 |
| 31,00,000 | 3,49,235 13 6 | 3,28,643 7 5 | 2,20,601 11 2 | 80,926 12 0 | 2,95,601 11 2 | 2,55,926 12 0 |
| 15,00,000 | 11,15,031 14 9 | | 2,92,131 11 2 | | | 7,868 4 10 |
| 38,895 | 3,209 3 11 | | 13,395 1 7 | | 0 1 7 | |
| 1,43,750 | | | | | | |
| 4,21,000 | | 63,576 15 2 | | 41,689 3 6 | | 42,689 3 6 |
| 5,65,000 | | 1,04,165 2 0 | 77,183 5 5 | | | 62,816 10 7 |
| 15,000 | 17,366 0 0 | | 9,377 0 0 | | 9,377 0 0 | |
| 6,000 | | 56,114 15 5 | | 13,697 5 1 | 302 10 11 | |
| 68,000 | 5,453 8 8 | | 18,178 0 0 | | 10,178 0 0 | |
| 45,000 | 8,648 15 8 | | 16,178 10 0 | | 1,173 10 0 | |
| | | | | | | |
| 6,300 | | 12,424 9 7 | | 6,547 6 6 | 2,152 9 6 | |
| 6,200 | 19,041 14 3 | | 29,903 2 2 | | 26,703 2 2 | |
| 3,450 | | 2,958 2 4 | | 3,181 10 0 | 368 6 0 | |
| 32,000 | 43,369 6 1 | | | 98,780 9 11 | 11,969 6 1 | |
| 1,29,050 | 8,206 8 6 | | 2,19,685 12 0 | | 1,30,585 12 0 | |
| 2,96,000 | 76,620 5 2 | 71,497 11 4 | 2,78,890 8 2 | 1,22,156 15 6 | 1,82,733 8 8 | |
| 1,36,25,145 | 31,61,229 13 0 | 11,77,340 8 7 | 12,85,479 11 8 | 3,88,772 1 10 | 5,35,817 13 6 | 4,84,305 3 8 |

Appendix

I N

STATEMENT showing the Net Receipts during the Financial year 1921-22 from all sources as

| Actuals for 1920-21. | PARTICULARS. | Details of Actuals. | Actuals for 1921-22. | Budget Estimate for 1921-22. |
|--|--|------------------------|-------------------------|------------------------------------|
| Rs. a. p. | | Rs. a. p. | Rs. a. p. | Rs. a. p. |
| 1,16,93,768 0 5 | Brought over Rs. ... | | 1,36,76,667 9 10 | 1,26,79,950 0 0 |
| | II.—Water Works. | | | |
| | A.—Water Tax and Other Miscellaneous Water Works Revenue— | | | |
| 15,52,858 0 6 | (1) On Rateable Value | 17,87,565 0 11 | | 16,85,000 0 0 |
| 15,73,965 4 6 | (2) By Measurement per 1,000 gallons... | 15,93,245 0 6 | | 16,35,000 0 0 |
| 98,439 5 9 | (3) Rent of Water Meters | 98,098 10 4 | | 98,000 0 0 |
| 86,798 12 7 | (4) Compounded Tax | 1,20,010 3 5 | | 98,000 0 0 |
| | (5) Rent of Buildings and Lands ... | 2,688 13 7 | | 1,000 0 0 |
| | (6) Miscellaneous— | | | |
| 18,974 14 10 | (a) Contribution from Muml. servants towards Pension, etc. fund ... | 620 1 5 | | |
| | (b) Miscellaneous receipts... .. | 16,730 15 2 | | 15,000 0 0 |
| 33,31,086 6 2 | | | 36,18,398 13 4 | 34,32,000 0 0 |
| | III.—Education, Primary. | | | |
| 2,47,066 9 1 | A.—Contribution from Government ... | 4,41,232 4 10 | | 3,38,000 0 0 |
| | B.—Miscellaneous— | | | |
| Included under I.— Miscellaneous | (1) Contribution from Muml. servants towards Pension, etc. Fund ... | 142 6 7 | | |
| | (2) Miscellaneous Receipts | | | |
| 2,47,066 9 1 | | | 4,41,374 11 5 | 3,38,000 0 0 |
| | IV.—Education, Secondary. | | | |
| | A.—Miscellaneous— | | | |
| Included under I.— Miscellaneous. | (1) Contribution from Muml. servants towards Pension, etc. Fund ... | 10 9 3 | | |
| | (2) Miscellaneous Receipts | 140 8 0 | | |
| | | | 151 1 3 | |
| | V.—Public Health Department. | | | |
| | A.—Miscellaneous— | | | |
| Included under I.— Miscellaneous. | (1) Contribution from Muml. servants towards Pension, etc. Fund ... | 3,339 13 9 | | |
| 32,268 10 0 | (2) Miscellaneous Receipts | 8,977 10 4 | | 30,000 0 0 |
| Included under VIII —C. Miscellaneous | (3) Miscellaneous fees | 17,779 4 3 | | 42,000 0 0 |
| 99,218 6 8 | (4) Rent of Buildings and Lands ... | 32,062 3 9 | | 30,000 0 0 |
| 1,31,487 0 8 | (5) Sale of rights | 25,687 8 0 | | 40,000 0 0 |
| | | | 87,827 8 1 | 1,42,000 0 0 |
| | VI.—Hospitals and Medical Relief. | | | |
| 22,724 2 4 | A.—Interest realised on donations from the Public | | 17,818 6 0 | 33,000 0 0 |
| | B.—Miscellaneous— | | | |
| Included under I.— Miscellaneous. | (1) Contribution from Muml. servants towards Pension, etc. Fund ... | 955 7 4 | | |
| | (2) Miscellaneous Receipts | 1,931 8 0 | | |
| | (3) Miscellaneous fees | 2,265 12 0 | | 1,500 0 0 |
| | (4) Rent of Buildings and Lands ... | 22 13 0 | | |
| 22,724 2 4 | | | 5,165 8 4 | 1,500 0 0 |
| | Total, VI.—Hospitals, etc. ... | | 22,983 14 4 | 34,500 0 0 |
| 1,54,25,022 2 8 | Carried forward Rs. ... | | 1,78,47,893 10 8 | 1,66,21,450 0 0 |

No. 1—continued.

C O M E.

contrasted with the Actuals for 1920-21, the Original Budget Estimate and the Revised Estimate.

| Revised Estimate for 1921-22. | Compared with the Actuals for 1920-21. | | Compared with the Original Estimate. | | Compared with the Revised Estimate. | |
|-------------------------------|--|----------------|--------------------------------------|---------------|-------------------------------------|---------------|
| | Increase. | Decrease. | More. | Less. | More. | Less. |
| Rs. a. p. | Rs. a. p. | Rs. a. p. | Rs. a. p. | Rs. a. p. | Rs. a. p. | Rs. a. p. |
| 1,36,25,145 0 0 | 31,61,229 18 0 | 11,77,840 3 7 | 12,85,479 11 8 | 2,88,772 1 10 | 5,85,817 13 6 | 4,64,805 3 3 |
| 18,29,000 0 0 | 2,34,707 0 5 | | 1,02,565 0 11 | | | 41,434 15 1 |
| 15,55,700 0 0 | 19,279 12 0 | | 58,245 0 6 | | 37,545 0 6 | |
| 1,02,300 0 0 | | 340 11 5 | 98 10 4 | | | 4,201 5 8 |
| 98,000 0 0 | 82,311 6 10 | | 22,010 6 5 | | 24,010 3 5 | |
| 2,700 0 0 | 2,658 13 7 | | 1,638 13 7 | | | 61 2 8 |
| 300 0 0 | 620 1 5 | | 620 1 5 | | 320 1 5 | |
| 7,200 0 0 | | 2,253 15 8 | 1,720 15 2 | | 9,520 15 2 | |
| 35,93,200 0 0 | 2,90,457 2 3 | 12,594 11 1 | 1,86,899 13 4 | | 71,396 4 6 | 45,697 7 2 |
| 4,41,200 0 0 | 1,94,225 11 9 | | 1,08,232 4 10 | | 32 4 10 | |
| 150 0 0 | 142 6 7 | | 142 6 7 | | | 7 9 5 |
| | | | | | | |
| 4,41,350 0 0 | 1,94,368 2 4 | | 1,08,374 11 5 | | 32 4 10 | 7 9 5 |
| 39 0 0 | 10 9 3 | | 10 9 3 | | | 18 6 9 |
| 101 0 0 | 140 8 0 | | 140 8 0 | | 39 8 0 | |
| 130 0 0 | 151 1 3 | | 151 1 3 | | 39 8 0 | 18 6 9 |
| 4,000 0 0 | 3,329 13 9 | | 3,329 13 9 | | | 670 2 3 |
| 5,000 0 0 | 8,977 10 4 | | | 21,022 5 8 | 2,977 10 4 | |
| 19,500 0 0 | | 14,498 5 9 | | 24,229 11 9 | | 1,729 11 9 |
| 32,000 0 0 | 82,062 3 9 | | 2,062 3 9 | | 62 3 9 | |
| 30,000 0 0 | | 73,530 14 8 | | 14,312 8 0 | | 4,312 8 0 |
| 91,500 0 0 | 44,369 11 10 | 88,029 4 5 | 5,392 1 6 | 59,564 9 5 | 3,039 14 1 | 6,712 6 0 |
| 35,000 0 0 | | 4,905 12 4 | | 15,181 10 0 | | 17,181 10 0 |
| 1,100 0 0 | 955 7 4 | | 955 7 4 | | | 144 8 8 |
| 2,000 0 0 | 1,931 8 0 | | 1,931 8 0 | | | 68 8 0 |
| 3,000 0 0 | 2,255 12 0 | | 755 12 0 | | 255 12 0 | |
| 20 0 0 | 22 18 0 | | 22 13 0 | | 2 13 0 | |
| 5,120 0 0 | 5,165 8 4 | | 3,665 8 4 | | 258 9 0 | 313 0 8 |
| 40,120 0 0 | 5,165 8 4 | 4,905 12 4 | 3,665 8 4 | 15,181 10 0 | 258 9 0 | 17,394 10 8 |
| 1,77,91,445 0 0 | 36,95,741 7 0 | 12,72,869 16 5 | 15,89,961 15 6 | 3,63,518 5 8 | 6,10,584 5 11 | 5,54,183 11 8 |

Appendix

I N

STATEMENT showing the Net Receipts during the Financial year 1921-22 from all sources as

| Actuals for 1920-21. | PARTICULARS. | Details of Actuals. | Actuals for 1921-22. | Budget Estimate for 1921-22. |
|-------------------------|--|------------------------|-------------------------|------------------------------------|
| Rs. a. p. | | Rs. a. p. | Rs. a. p. | Rs. a. p. |
| 1,54,36,022 2 8 | Brought over Rs. ... | | 1,78,47,893 10 3 | 1,66,21,450 0 0 |
| | VII.—Street cleansing and conservancy including Road Watering. | | | |
| | A.—Miscellaneous— | | | |
| | (1) Contribution from Munl. Servants towards Pension, etc., Fund ... | 1,774 8 11 | | |
| | (2) Sale of Rights | 17,316 0 0 | 32,000 0 0 | 32,000 0 0 |
| | (3) Miscellaneous Receipts | 27,048 8 8 | 10,000 0 0 | 10,000 0 0 |
| | (4) Miscellaneous Fees | 12,491 4 0 | 10,000 0 0 | 10,000 0 0 |
| | (5) Rent of Buildings and Lands ... | 32,651 0 0 | 25,000 0 0 | 25,000 0 0 |
| | | | 91,280 6 7 | 77,000 0 0 |
| | VIII.—Roads and Overbridges. | | | |
| | A.—Wheel Tax and Government contribution in lieu of Tolls— | | | |
| 3,50,370 2 8 | (1) Private conveyances | 4,06,014 1 2 | 3,56,000 0 0 | 3,56,000 0 0 |
| 3,83,395 13 4 | (2) Public conveyances... .. | 3,54,653 5 4 | 3,19,000 0 0 | 3,19,000 0 0 |
| | (3) Contribution from Govt. in lieu of Tolls | 25,000 0 0 | 25,000 0 0 | 25,000 0 0 |
| 7,33,766 0 0 | | | 7,85,667 6 6 | 7,90,000 0 0 |
| | B.—Ground Rent— | | | |
| 30,323 5 10 | (1) From Tramway Co.... .. | 92,471 6 3 | 80,000 0 0 | 80,000 0 0 |
| 28,575 13 5 | (2) „ Telephone Co. | 84,422 7 11 | 80,000 0 0 | 80,000 0 0 |
| 50 0 0 | (3) „ Private Parties | 7,325 9 | 40,000 0 0 | 40,000 0 0 |
| 58,949 3 3 | | | 1,84,119 0 11 | 1,80,000 0 0 |
| | C.—Miscellaneous— | | | |
| | (1) Contribution from Munl. Servants towards Pension, etc., Fund ... | 1,481 11 9 | | |
| 1,09,939 7 0 | (2) Miscellaneous receipts | 34,236 7 10 | 17,000 0 0 | 17,000 0 0 |
| 1,26,872 3 10 | (3) Miscellaneous fees | 1,22,887 14 8 | 31,000 0 0 | 31,000 0 0 |
| | (4) Street Improvement receipts— | | | |
| 37,599 3 9 | (a) Sale of set-forward land | 46,958 14 4 | 22,000 0 0 | 22,000 0 0 |
| 10,259 0 0 | (b) Sale of Materials | 10,526 8 6 | 2,000 0 0 | 2,000 0 0 |
| 15,231 0 0 | (c) Recoveries for permission to build within the regular line of streets | 12,888 13 0 | 10,000 0 0 | 10,000 0 0 |
| 2,08,835 9 4 | (5) Rent of Buildings and Lands ... | 76,778 0 0 | | |
| 5,08,736 7 11 | | | 3,05,106 5 1 | 82,000 0 0 |
| | D.—Interest realised on donations... | | 286 11 2 | |
| 13,01,451 11 2 | Total, VIII—Road and Overbridges ... | | | 9,12,000 0 0 |
| | IX.—Public Lighting. | | | |
| | A.—Miscellaneous— | | | |
| | (1) Contribution from Munl. Servants towards Pension, etc., Fund ... | 12 8 0 | | |
| | (2) Miscellaneous receipts | 144 3 0 | | |
| | | | 156 11 0 | |
| 1,67,26,473 13 10 | Carried forward Rs. ... | | 1,92,14,510 2 6 | 1,76,10,450 0 0 |

No. 1—continued.

C O M E.

contrasted with the Actuals for 1920-21, the Original Budget Estimate and the Revised Estimate.

| Revised Estimate for 1921-22. | Compared with the Actuals for 1920-21. | | Compared with the Original Estimate. | | Compared with the Revised Estimate. | |
|-------------------------------|--|----------------|--------------------------------------|--------------|-------------------------------------|---------------|
| | Increase. | Decrease. | More. | Less. | More. | Less. |
| Rs. a. p. | Rs. a. p. | Rs. a. p. | Rs. a. p. | Rs. a. p. | Rs. a. p. | Rs. a. p. |
| 1,77,91,446 0 0 | 36,95,741 7 0 | 12,72,869 15 5 | 15,89,961 15 6 | 3,63,518 5 3 | 6,10,584 5 11 | 5,54,135 11 8 |
| 2,500 0 0 | 1,774 8 11 | | 1,774 8 11 | | | 725 7 1 |
| 17,500 0 0 | 17,315 0 0 | | | 14,685 0 0 | | 185 0 0 |
| 20,600 0 0 | 27,048 8 8 | | 17,048 8 8 | | 7,048 8 8 | |
| 12,000 0 0 | 12,491 4 0 | | 2,491 4 0 | | 491 4 0 | |
| 30,100 0 0 | 32,651 0 0 | | 7,651 0 0 | | 2,551 0 0 | |
| 82,100 0 0 | 91,280 5 7 | | 28,965 5 7 | 14,685 0 0 | 10,090 12 8 | 910 7 1 |
| 4,00,000 0 0 | 55,643 14 6 | | 50,014 1 2 | | 6,014 1 2 | |
| 3,30,700 0 0 | | 28,742 8 0 | 35,668 5 4 | | 23,953 5 4 | |
| 50,000 0 0 | 25,000 0 0 | | | | | 25,000 0 0 |
| 7,80,700 0 0 | 80,643 14 6 | 28,742 8 0 | 85,667 6 6 | | 29,967 6 6 | 25,000 0 0 |
| 92,400 0 0 | 62,148 0 5 | | 32,471 6 3 | | 71 6 3 | |
| 85,000 0 0 | 55,846 10 6 | | 54,422 7 11 | | | 577 8 1 |
| 3,300 0 0 | 7,175 2 9 | | | 32,774 13 3 | 4,025 2 9 | |
| 1,80,600 0 0 | 1,25,169 13 8 | | 86,893 14 2 | 32,774 13 3 | 4,096 9 0 | 577 8 1 |
| 1,800 0 0 | 1,481 11 9 | | 1,481 11 9 | | | 318 4 3 |
| 28,000 0 0 | | 75,708 15 2 | 17,235 7 10 | | 6,235 7 10 | |
| 1,02,600 0 0 | | 4,084 5 2 | 91,837 14 2 | | 20,237 14 8 | |
| 45,000 0 0 | 8,759 10 7 | | 24,358 14 4 | | 1,358 14 4 | |
| 15,100 0 0 | 266 8 6 | | 8,525 8 6 | | | 4,574 7 6 |
| 10,000 0 0 | | 2,342 4 0 | 2,888 12 0 | | 2,888 12 0 | |
| 1,00,000 0 0 | | 1,32,057 9 4 | 76,778 0 0 | | | 23,222 0 0 |
| 3,02,500 0 0 | 10,507 14 10 | 2,14,138 1 8 | 2,23,106 5 1 | | 30,721 0 10 | 23,114 11 9 |
| 600 0 0 | 386 11 2 | | 286 11 2 | | | 313 4 10 |
| 12,64,400 0 0 | 2,16,608 6 2 | 2,42,980 9 8 | 3,95,954 4 11 | 32,774 13 3 | 64,785 0 4 | 54,005 8 8 |
| 5 0 0 | 12 8 0 | | 12 8 0 | | 7 8 0 | |
| 35 0 0 | 144 3 0 | | 144 3 0 | | 109 3 0 | |
| 40 0 0 | 156 11 0 | | 11 11 0 | | 116 11 0 | |
| 1,91,87,985 0 0 | 40,08,786 13 9 | 15,15,760 9 1 | 20,15,038 5 0 | 4,10,978 2 6 | 6,85,576 13 11 | 6,09,051 11 5 |

Appendix

IN

STATEMENT showing the Net Receipts during the Financial year 1921-22 from all sources as

| Actuals for 1920-21. | PARTICULARS. | Details of Actuals. | Actuals for 1921-22. | Budget Estimate for 1921-22. |
|---|---|------------------------|-------------------------|------------------------------------|
| Rs. a. p. | | Rs. a. p. | Rs. a. p. | Rs. a. p. |
| 1,67,26,473 13 10 | Brought over Rs. ... | | 1,92,14,510 2 6 | 1,76,10,450 0 0 |
| | X.—Drainage and Sewerage including the Halalkhore Branch. | | | |
| | A.—Halalkhor Tax— | | | |
| 19,79,872 12 6 | (1) On Rateable Value | 22,38,790 10 6 | | 21,17,000 0 0 |
| 1,64,118 11 5 | (2) For Special Service... .. | 1,36,076 3 3 | | 1,73,000 0 0 |
| 21,33,991 7 11 | | | 23,74,866 13 9 | 22,90,000 0 0 |
| | B.—Miscellaneous— | | | |
| | (1) Contribution from Muml. Servants towards Pension, etc. Fund | 1,636 0 2 | | |
| | (2) Miscellaneous receipts | 24,665 0 6 | | 20,000 0 0 |
| Included under VIII C. | (3) Miscellaneous fees | 889 4 0 | | 2,600 0 0 |
| | (4) Rent of Buildings and Lands | 18,206 1 4 | | 20,000 0 0 |
| 21,33,991 7 11 | | | 45,395 6 0 | 42,000 0 0 |
| | XI.—Fire Brigade. | | | |
| | A.—Fire Tax, at 3 per cent.— | | | |
| 2,03,660 12 4 | (1) From the Public | 2,58,832 11 5 | | 2,48,900 0 0 |
| 9,591 2 10 | (2) " Government | 13,629 8 0 | | 10,900 0 0 |
| 30,667 1 0 | (3) " Port Trust | 31,910 2 8 | | 30,600 0 0 |
| 32,361 2 4 | (4) " City Improvement Trust | 8,307 15 2 | | 7,100 0 0 |
| 19,261 0 11 | (5) Mills | 21,691 8 10 | | 23,400 0 0 |
| 2,95,541 8 5 | | | 3,34,371 9 1 | 3,20,900 0 0 |
| | B.—Miscellaneous— | | | |
| | (1) Contribution from Muml. Servants towards Pensions, etc. Fund | 3,478 6 0 | | |
| | (2) Miscellaneous receipts | 3,499 8 0 | | |
| | | | 6,977 14 0 | |
| 2,95,541 3 5 | | | 3,41,349 7 1 | 3,20,900 0 0 |
| | XII.—Building Regulations and other measures for Securing the Public safety. | | | |
| | A.—Licenses Dangerous and offensive Trades | | 1,30,792 8 0 | 1,55,000 0 0 |
| | B.—Miscellaneous— | | | |
| 5,180 0 0 | (1) Contribution from Muml. Servants towards Pensions, etc. Fund | 1,340 15 6 | | |
| Included under VIII Roads and Over-bridges C. | (2) Miscellaneous Receipts | 1,830 15 8 | | 1,000 0 0 |
| | (3) Miscellaneous fees | 1,35,086 5 1 | | 40,000 0 0 |
| 1,38,600 0 0 | | | 1,38,258 4 3 | 41,000 0 0 |
| | XIII.—Gardens and open spaces. | | | |
| | A.—Miscellaneous— | | | |
| 5,239 7 8 | (1) Contribution from Muml. Servants towards Pensions, etc. Fund | 14 3 6 | | |
| | (2) Sale proceeds of plants, flowers, etc | 5,242 2 0 | | 6,500 0 0 |
| 5,253 14 0 | (3) Donations, Gifts, etc. | | | 500 0 0 |
| | (4) Miscellaneous Receipts | 4,119 5 5 | | 4,600 0 0 |
| 10,493 5 8 | (5) Rent of Buildings and Lands | 432 0 0 | | 400 0 0 |
| | | | 9,807 10 11 | 12,000 0 0 |
| | XIV.—Markets and Slaughter Houses. | | | |
| | A.—Miscellaneous— | | | |
| 2,33,968 2 0 | (1) Contribution from Muml. Servants towards Pension, etc., Fund | 758 11 2 | | |
| 58,234 6 0 | (2) Stall Rents | 2,72,929 6 11 | | 2,50,000 0 0 |
| 2,14,500 0 0 | (3) Squatters' fees | 58,646 10 0 | | 62,000 0 0 |
| 2,95,184 10 0 | (4) Fair ground and feeding fees | 3,00,000 0 0 | | 2,00,000 0 0 |
| 41,310 3 8 | (5) Slaughter fees | 2,96,112 6 0 | | 3,10,000 0 0 |
| | (6) Miscellaneous Receipt | 59,771 2 4 | | 40,000 0 0 |
| 8,43,097 5 8 | (7) Rent of Buildings and Lands | 3,810 3 4 | | 3,500 0 0 |
| 2,01,43,197 4 6 | Total Income Rs. ... | | 8,92,028 7 9 | 8,65,500 0 0 |
| | | | 2,31,47,008 12 3 | 2,13,36,850 0 0 |

W E. WAITE,
Chief Accountant.

No. 1—concluded.

C O M E.

contrasted with the Actuals for 1920-21, the Original Budget Estimate and the Revised Estimate.

| Revised Estimate for 1921-22. | Compared with the Actuals for 1920-21. | | Compared with the Original Estimates. | | Compared with the Revised Estimates. | |
|-------------------------------|--|----------------|---------------------------------------|--------------|--------------------------------------|---------------|
| | Increase. | Decrease. | More. | Less. | More. | Less. |
| Rs. a. p. | Rs. a. p. | Rs. a. p. | Rs. a. p. | Rs. a. p. | Rs. a. p. | Rs. a. p. |
| 1,91,37,985 0 0 | 40,03,786 13 9 | 15,15,750 9 1 | 20,15,038 5 0 | 4,10,978 2 6 | 6,85,576 13 11 | 6,09,051 11 5 |
| 22,88,000 0 0 | 2,58,917 14 0 | | 1,21,790 10 6 | | | 49,209 5 6 |
| 1,59,000 0 0 | | 18,042 8 2 | | 56,923 12 9 | | 22,923 12 9 |
| 24,47,000 0 0 | 2,58,917 14 0 | 18,042 8 2 | 1,21,790 10 6 | 36,923 12 9 | | 72,138 2 3 |
| 1,800 0 0 | 1,636 0 2 | | 1,636 0 2 | | | 163 15 10 |
| 22,100 0 0 | 24,665 0 6 | | 4,665 0 6 | | 2,565 0 6 | |
| 850 0 0 | 889 4 0 | | | 1,110 12 0 | 39 4 0 | |
| 18,050 0 0 | 18,205 1 4 | | | 1,794 14 8 | 155 1 4 | |
| 42,800 0 0 | 45,395 6 0 | | 6,301 0 8 | 2,905 10 8 | 2,759 5 10 | 163 15 10 |
| 24,89,800 0 0 | 3,04,313 4 0 | 18,042 8 2 | 1,28,091 11 2 | 39,829 7 6 | 2,759 5 10 | 72,297 2 1 |
| 2,66,605 0 0 | 55,171 15 1 | | 9,932 11 5 | | | 7,772 4 7 |
| 13,630 0 0 | 4,038 5 2 | | 2,729 8 0 | | | 0 8 0 |
| 30,584 0 0 | 1,243 1 8 | | 1,310 2 8 | | 1,326 2 8 | |
| 8,202 0 0 | | 24,053 3 2 | 1,207 15 2 | | 105 15 2 | |
| 18,379 0 0 | 2,430 2 11 | | | 1,708 12 2 | 3,312 3 10 | |
| 3,37,400 0 0 | 62,883 8 10 | 24,053 3 2 | 15,180 5 3 | 1,708 12 2 | 4,744 5 8 | 7,772 12 7 |
| 3,500 0 0 | 3,478 6 0 | | 3,478 6 0 | | | 21 10 0 |
| 2,000 0 0 | 3,499 8 0 | | 3,499 8 0 | | 1,499 8 0 | |
| 5,500 0 0 | 6,977 14 0 | | 6,977 14 0 | | 1,499 8 0 | 21 10 0 |
| 3,42,900 0 0 | 69,861 6 10 | 24,053 3 2 | 22,168 3 3 | 1,708 12 2 | 6,248 13 8 | 7,794 6 7 |
| 1,28,200 0 0 | 2,322 8 0 | | | 24,207 8 0 | 2,592 8 0 | |
| 1,500 0 0 | 1,340 15 6 | | 1,340 15 6 | | | 159 0 6 |
| 1,000 0 0 | | 3,299 0 4 | 890 15 8 | | 880 15 8 | |
| 1,17,500 0 0 | 1,35,086 5 1 | | 95,086 5 1 | | 17,886 5 1 | |
| 1,30,000 0 0 | 1,36,427 4 7 | 3,299 0 4 | 97,258 4 3 | | 18,417 4 9 | 159 0 6 |
| 2,48,200 0 0 | 1,38,749 12 7 | 3,299 0 4 | 97,258 4 3 | 24,207 8 0 | 21,009 12 9 | 159 0 6 |
| 20 0 0 | 14 3 6 | | 14 3 6 | | | 5 12 6 |
| 5,900 0 0 | 2 10 4 | | | 1,257 14 0 | | 57 14 0 |
| | | | | 500 0 6 | | |
| 2,080 0 0 | | 1,134 8 7 | | 480 10 7 | 2,039 5 5 | |
| 400 0 0 | 482 0 0 | | 32 0 0 | | 82 0 0 | |
| 7,800 0 0 | 448 13 10 | 1,134 8 7 | 46 3 6 | 2,238 8 7 | 2,071 5 5 | 63 10 6 |
| 865 0 0 | 768 11 2 | | 758 11 2 | | | 106 4 10 |
| 2,75,540 0 0 | 38,981 4 11 | | 22,929 6 11 | | | 2,610 9 1 |
| 60,000 0 0 | 412 4 0 | | | 3,353 6 0 | | 1,853 6 0 |
| 2,00,000 0 0 | | 14,500 0 0 | | | | |
| 5,06,940 0 0 | 927 12 0 | | | 19,887 10 0 | | 9,827 10 0 |
| 58,860 0 0 | 18,560 14 8 | | 19,771 2 4 | | 911 2 4 | |
| 4,960 0 0 | 8,810 8 4 | | 310 3 4 | | | 1,149 12 8 |
| 9,06,166 0 0 | 63,431 2 1 | 14,500 0 0 | 43,769 7 9 | 17,341 0 0 | 911 2 4 | 15,047 10 7 |
| 2,31,32,850 0 0 | 45,80,591 5 1 | 15,76,779 13 4 | 28,06,362 2 11 | 4,96,303 6 8 | 7,18,572 6 11 | 7,04,413 9 8 |

R. P. MASANI,
Acting Municipal Commissioner.

Appendix

EXPEN

STATEMENT showing the Actuals as compared with the Final Sanctioned Grants for

| Actuals for 1920-21. | PARTICULARS. | Details of Actuals for 1921-22. | Actuals for 1921-22. | Final Grants sanctioned for Expenditure during 1921-22. |
|-------------------------|---|---------------------------------------|-------------------------|--|
| Rs. a. p. | | Rs. a. p. | Rs. a. p. | Rs. a. p. |
| | I.—General Supervision, Collection of Revenue, etc. | | | |
| | A.—General Superintendence— | | | |
| 1,02,283 4 6 | (a) Corporation and Stand- ing Committee ... | 1,13,825 6 8 | | 1,23,332 8 0 |
| 1,04,540 13 4 | (b) Municipal Commis- sioner's Personal and General Office ... | 1,49,209 2 8 | | 1,61,486 8 4 |
| 1,62,474 14 2 | (c) Audit and Accounts ... | 1,73,407 11 1 | | 1,75,964 0 0 |
| 3,69,299 0 0 | | 4,36,442 4 5 | | 4,60,783 0 4 |
| | B.—Collection of Revenue— | | | |
| 3,12,296 7 10 | (a) Property and Wheel Tax Establishment ... | 3,68,542 9 5 | | 3,87,287 0 0 |
| 1,41,099 3 0 | (b) Town Duty Collections. | 1,40,286 11 6 | | 1,44,769 12 0 |
| 94,678 4 8 | (c) Town Duty Refund Branch ... | 1,09,745 4 1 | | 1,11,267 0 0 |
| 5,48,078 15 1 | | 6,18,574 9 0 | | 6,43,323 12 0 |
| | C.—Upkeep of Municipal Build- ings— | | | |
| 27,162 15 11 | (a) Upkeep and guarding of Municipal Head Office ... | 52,983 0 11 | | 55,790 7 8 |
| | (b) Establishment for the upkeep of various Municipal Buildings ... | | | |
| 27,162 15 11 | | 52,983 0 11 | | 55,790 7 8 |
| 60,315 15 5 | D.—General Stores ... | 76,404 0 1 | | 82,911 15 9 |
| | E.—Workshops Debt Charges ... | 39,190 0 10 | | 39,116 0 0 |
| 3,05,215 0 6 | F.—Miscellaneous Charges ... | 1,73,988 2 4 | | 1,91,793 4 3 |
| | Debt Charges ... | 65,607 6 7 | | 65,624 0 0 |
| 12,390 1 4 | New Works ... | 6,043 13 2 | | 7,977 0 0 |
| 13,10,457 0 2 | | | 14,69,238 4 4 | 15,47,289 8 0 |
| | II.—Water Works. | | | |
| | A.—General Charges ... | 28,256 7 7 | | 30,252 6 10 |
| 2,77,805 5 10 | B.—Establishment and Labour. | 3,61,731 8 7 | | 3,97,426 0 0 |
| 2,20,965 8 10 | C.—Repairs and Maintenance... | 1,72,132 0 1 | | 2,12,863 8 0 |
| 58,576 0 8 | D.—Meters ... | 1,83,470 4 11 | | 1,95,000 0 0 |
| 2,49,853 0 4 | E.—Miscellaneous ... | 67,318 10 0 | | 91,968 0 0 |
| | Debt Charges ... | 19,58,597 10 10 | | 22,17,821 0 0 |
| 9,445 7 9 | New Works ... | 13,906 0 7 | | 28,567 12 0 |
| 8,11,645 7 5 | | | 27,84,412 10 7 | 31,73,898 10 10 |
| | III.—Education, Primary. | | | |
| | A.—General Charges ... | | | 100 0 0 |
| 16,15,355 2 7 | B.—Municipal Institutions ... | 19,13,427 7 9 | | 19,15,030 3 6 |
| 8,000 0 0 | C.—Aided Institutions ... | 9,300 0 0 | | 10,400 0 0 |
| | Debt Charges ... | 43,969 6 0 | | 48,970 0 0 |
| | New Works ... | | | |
| 16,23,355 2 7 | | | 19,66,596 13 9 | 19,69,560 8 6 |
| | IV.—Education, Secondary. | | | |
| | A.—General Charges ... | 167 0 1 | | 767 0 1 |
| 16,458 2 6 | B.—Municipal Institutions ... | 24,283 10 0 | | 28,331 14 1 |
| 48,000 0 0 | C.—Aided Institutions ... | 48,000 0 0 | | 48,000 0 0 |
| 64,458 2 6 | | | 72,450 10 1 | 77,098 14 2 |
| 38,09,915 12 8 | Carried over ... | | 62,92,693 6 9 | 67,67,847 4 6 |

No. 2.

DITURE.

1921-22 and the Actuals for the preceding year.

| Final Grants compared with the Actuals. | | | Compared with the Actuals for 1920-21. | |
|---|------------------------------------|--------------|--|---------------|
| Balances unexpended. | Required to be renewed in 1922-23. | Net savings. | Increase. | Decrease. |
| Rs. a. p. | Rs. a. p. | Rs. a. p. | Rs. a. p. | Rs. a. p. |
| 9,507 1 4 | 8,108 0 0 | 1,404 1 4 | 11,542 2 2 | |
| 12,327 5 8 | 9,911 11 9 | 2,315 9 11 | 44,668 5 4 | |
| 2,576 4 11 | 1,350 0 0 | 1,226 4 11 | 20,992 12 11 | |
| 24,310 11 11 | 19,364 11 9 | 4,946 0 2 | 77,148 4 5 | |
| 18,744 6 7 | 16,188 0 0 | 2,556 6 7 | 56,246 1 7 | |
| 4,488 0 6 | 2,908 14 2 | 1,579 2 4 | | 812 7 6 |
| 1,521 11 11 | 1,066 4 11 | 455 7 0 | 15,086 15 10 | |
| 24,749 3 0 | 20,158 8 1 | 4,590 15 11 | 71,818 1 5 | 812 7 6 |
| 2,807 6 9 | 1,443 0 0 | 1,364 6 9 | 25,820 1 0 | |
| | | | | |
| 2,807 6 9 | 1,443 0 0 | 1,364 6 9 | 25,820 1 0 | |
| 6,507 15 8 | 4,901 4 8 | 1,606 11 0 | 16,888 0 8 | |
| -74 0 10 | | -74 0 10 | 39,190 0 10 | |
| 17,805 1 11 | 8,674 13 11 | 9,230 4 6 | | 1,29,326 14 1 |
| 16 9 5 | 1,099 0 0 | -1,082 6 7 | 65,607 6 7 | |
| 1,933 8 10 | | 1,953 3 10 | | 6,846 5 2 |
| 78,130 4 6 | 55,541 1 5 | 23,671 9 8 | 2,95,161 14 11 | 1,36,885 10 9 |
| -74 0 10 | | -1,156 7 5 | | |
| 1,995 15 3 | 1,098 0 0 | 897 15 3 | 28,256 7 7 | |
| 35,694 7 5 | 33,940 0 0 | 1,754 7 5 | 83,926 2 9 | |
| 40,731 7 11 | 38,764 0 0 | 1,977 7 11 | | 48,838 8 9 |
| 12,529 11 1 | 11,983 0 0 | 546 11 1 | 1,28,894 4 3 | |
| 24,649 6 0 | 21,739 0 0 | 2,910 6 0 | | 1,82,534 6 4 |
| 2,59,228 5 2 | 8,37,839 4 4 | -78,615 15 2 | 19,58,597 10 10 | |
| 14,661 11 5 | 14,270 0 0 | 391 11 5 | 4,460 8 10 | |
| 3,89,486 0 3 | 4,59,623 4 4 | 8,478 11 1 | 22,04,135 2 8 | 2,31,367 15 1 |
| | | -78,615 15 2 | | |
| 100 0 0 | | 100 0 0 | | |
| 1,662 11 9 | 325 5 8 | 1,337 6 6 | 2,98,072 5 2 | |
| 1,200 0 0 | 1,200 0 0 | | 1,200 0 0 | |
| 0 10 0 | | 0 10 0 | 43,969 6 0 | |
| | | | | |
| 2,968 5 9 | 1,525 5 3 | 1,488 0 6 | 3,43,241 11 2 | |
| 600 0 0 | | 600 0 0 | 167 0 1 | |
| 4,048 4 1 | 2,066 8 10 | 1,981 11 3 | 7,325 7 6 | |
| | | | | |
| 4,648 4 1 | 2,066 8 10 | 2,581 11 3 | 7,992 7 7 | |
| 4,76,227 14 7 | 5,18,756 8 10 | 36,170 0 6 | 28,60,531 3 11 | 3,67,753 9 10 |
| -74 0 10 | | -79,772 6 7 | | |

Appendix

| Actuals for 1920-21. | PARTICULARS. | Details of Actuals for 1921-22. | Actuals for 1921-22. | Final Grants sanctioned for Expenditure during 1921-22. |
|----------------------|---|---------------------------------|----------------------|---|
| Rs. a. p. | | Rs. a. p. | Rs. a. p. | Rs. a. p. |
| 38,09,915 12 8 | Brought forward ... | | 62,92,693 6 9 | 67,67,847 4 6 |
| | V.—Public Health Department. | | | |
| 2,07,103 12 6 | A.—General Charges ... | 26,897 2 8 | | 31,639 8 1 |
| 1,24,696 8 4 | B.—General Supervision ... | 4,51,917 6 7 | | 4,69,158 14 3 |
| | C.—Registration of Births and Deaths. (included under B—General Supervision.) | | | |
| | D.—Plague— | | | |
| 16,155 5 4 | (a) General Supervision ... | 9,751 4 11 | | 11,654 11 8 |
| | (b) Removal of Plague patients to Hospital ... | 10,687 18 8 | | 12,300 0 0 |
| 7,014 12 0 | (c) Camps ... | 6,025 12 0 | | 8,431 0 0 |
| 20,890 15 0 | (d) Disinfection ... | 27,680 10 2 | | 23,249 2 9 |
| 15,242 9 9 | (e) Registration ... | 18,050 9 8 | | 18,726 0 0 |
| 59,520 3 3 | (f) Rat Destruction ... | 44,192 11 4 | | 58,064 14 2 |
| 241 5 0 | (g) Miscellaneous ... | 548 14 8 | | 1,667 2 0 |
| 99,065 2 4 | | 1,16,887 12 5 | | 1,43,102 18 5 |
| 5,128 15 9 | E.—Supervision of City Milk Supply ... | 6,733 5 2 | | 7,542 10 0 |
| 30,464 12 3 | F.—Epidemics ... | 51,271 4 11 | | 60,447 12 3 |
| 43,509 4 6 | G.—Vaccination ... | 55,787 3 10 | | 62,519 15 0 |
| 21,645 8 11 | H.—Malaria ... | 37,796 3 6 | | 42,881 11 7 |
| | I.—Miscellaneous— | | | |
| 16,173 2 3 | (a) Cemeteries ... | 22,777 4 3 | | 28,459 13 8 |
| 11,967 1 0 | (b) Laboratory ... | 22,515 8 9 | | 24,383 10 2 |
| 20,016 9 4 | (c) Mahaluxmi Dhobiwada. | 18,089 1 8 | | 23,198 3 7 |
| 1,882 9 11 | (d) Dharmashalas ... | 1,161 12 9 | | 2,219 0 0 |
| 2,121 2 8 | (e) Destruction of dogs ... | 2,740 2 10 | | 3,229 2 8 |
| 52,160 9 2 | | 67,283 14 3 | | 82,189 13 8 |
| 26,147 2 2 | J.—Census... .. | Cr 2,936 0 4 | | 10,862 13 10 |
| | Debt Charges | 54,864 8 2 | | 54,594 0 0 |
| 53,126 12 2 | New Works | 2,896 2 9 | | 45,712 0 0 |
| 6,63,041 8 1 | | | 8,68,848 15 11 | 10,10,642 0 1 |
| | VI.—Hospitals and Medical Relief. | | | |
| | A.—General Charges | 1,749 8 0 | | 3,802 0 0 |
| | B.—Hospitals and Dispensaries— | | | |
| | (a) Infectious Diseases Hospitals— | | | |
| | I.—Establishment | 11,420 0 0 | | 11,800 0 0 |
| 85,405 6 4 | II.—Arthur Road Hospital for Infectious Diseases | 95,542 6 3 | | 1,18,679 12 9 |
| 25,525 14 10 | III.—Maratha Hospital for Plague and other Diseases | 44,359 2 1 | | 54,437 2 11 |
| 1,10,931 5 2 | (b) Maternity Homes | 1,51,321 8 4 | | 1,79,916 15 8 |
| 46,250 2 11 | (c) Dispensaries for out-patients | 60,442 0 4 | | 67,191 12 1 |
| 26,352 12 11 | | 54,599 12 7 | | 62,328 9 1 |
| 1,83,534 5 0 | | 2,66,563 5 3 | | 3,09,457 4 10 |
| 1,83,534 5 0 | VI.—Hospitals and Dispensaries Carried over | 2,68,112 13 3 | | 3,13,239 4 10 |
| 44,72,957 4 9 | Carried over | | 71,61,542 6 8 | 77,78,489 4 7 |

No. 2—continued.

| Final Grants compared with the Actuals. | | | Compared with the Actuals for 1920-21. | |
|--|---|--|--|---|
| Balances unexpended. | Required to be renewed in 1922-23. | Net savings. | Increase. | Decrease. |
| Rs. a. p. | Rs. a. p. | Rs. a. p. | Rs. a. p. | Rs. a. p. |
| 4,75,227 14 7 —74 0 10 | 5,18,756 8 10 | 36,170 0 6 —73,772 6 7 | 28,50,531 8 11 | 3,67,753 9 10 |
| 4,792 5 5 17,241 7 8 | 1,420 0 0 3,753 8 0 | 3,372 5 5 13,488 4 8 | 26,897 2 8 1,20,117 1 9 | |
| 1,908 6 4 1,662 2 4 2,405 4 0 4,568 7 10 685 6 4 13,872 2 10 1,118 8 4 | 218 5 8 25 0 0 942 9 7 2,239 1 9 176 1 8 4,010 13 3 90 12 0 | 1,685 0 8 1,637 2 4 1,462 10 5 2,279 6 1 509 4 8 9,861 5 7 1,027 7 4 | 10,637 13 3 6,789 11 2 2,307 15 11 4,672 8 1 307 9 8 | 6,404 0 5 989 0 0 |
| 26,215 1 0 | 7,752 11 11 | 18,462 5 1 | 26,215 10 6 | 7,893 0 5 |
| 809 4 10 9,176 7 4 6,782 11 2 5,035 8 1 | 349 4 4 893 6 5 3,230 6 2 1,205 15 10 | 460 0 6 8,233 0 11 3,552 5 0 3,829 8 3 | 1,604 5 5 30,808 8 8 12,284 15 4 16,150 19 7 | |
| 5,682 9 5 1,868 1 5 5,109 1 11 1,087 3 8 1,188 15 5 | 2,737 0 10 15 0 0 1,551 9 9 951 6 10 1,010 8 10 | 2,895 8 7 1,858 1 5 3,547 8 2 105 12 5 178 6 7 | 6,604 2 0 10,548 7 9 619 0 2 | 1,927 7 8 720 13 2 |
| 14,905 15 5 | 6,325 10 3 | 8,580 5 2 | 17,771 9 11 | 2,648 4 10 |
| 13,788 14 2 —270 8 2 43,315 13 3 | 13,788 14 2 2,853 15 7 42,881 13 3 | —3,124 7 9 434 0 0 | 54,364 8 2 | 29,083 2 6 50,750 9 5 |
| 1,42,063 8 4 —270 8 2 | 84,455 4 11 | 60,462 3 0 —3,124 7 9 | 2,95,662 9 0 | 89,855 1 2 |
| 2,053 8 0 | | 2,052 8 0 | 1,749 8 0 | |
| 380 0 0 | | 380 0 0 | 11,420 0 0 | |
| 18,137 6 6 | 14,656 0 11 | 3,481 5 7 | 10,136 15 11 | |
| 10,078 0 10 | 8,910 8 6 | 1,767 8 4 | 18,833 8 8 | |
| 28,595 7 4 6,749 11 9 | 22,966 9 5 5,775 3 10 | 5,628-18 11 974 7 11 | 40,390 3 2 14,191 13 5 | |
| 7,728 12 6 | 5,895 12 9 | 1,532 15 9 | 28,246 15 8 | |
| 43,073 15 7 | 34,637 10 0 | 8,436 5 7 | 82,829 0 3 | |
| 45,126 7 7 | 34,637 10 0 | 10,488 13 7 | 84,578 8 3 | |
| 6,17,391 6 11 —344 9 0 | 6,03,211 8 9 | 96,832 8 6 —82,896 14 4 | 31,46,193 12 11 | 4,57,608 11 0 |

Appendix

| Actuals for 1920-21. | PARTICULARS. | Details of Actuals for 1921-22. | Actuals for 1921-22. | Final Grants sanctioned for Expenditure during 1921-22. |
|-------------------------|--|---------------------------------------|-------------------------|--|
| Rs. a. p. | | Rs. a. p. | Rs. a. p. | Rs. a. p. |
| 44,72,957 4 9 | Brought forward ... | | 71,61,542 6 8 | 77,78,489 4 7 |
| 1,83,534 5 0 | VI.—Hospitals and Dispensaries Brought forward ... | 2,68,112 13 8 | | 8,15,239 4 10 |
| 13,332 14 5 | C.—Medical and Nursing Assistance to Poor People in their Houses ... | 29,839 12 3 | | 32,424 11 9 |
| 4,14,500 0 0 | D.—Statutory Contribution to Govt. Medical Institutions... | 4,14,500 0 0 | | 4,14,500 0 0 |
| 79,215 11 3 | E.—Grants-in-Aid to Public Medical Institutions, Con- valescent Homes, Isolation Asylums, Sanitary Societies, etc. ... | 72,269 11 10 | | 72,444 11 10 |
| | Debt Charges ... | 1,13,137 9 10 | | 1,17,113 0 0 |
| | New Works ... | 4,221 9 4 | | 5,528 0 0 |
| 6,90,572 14 8 | | | 9,01,571 8 0 | 9,55,249 12 5 |
| | VII.—Street Cleansing and Conservancy including Road Watering. | | | |
| | A.—General Charges ... | 2,121 11 10 | | 7,800 0 0 |
| 1,75,903 9 6 | B.—Street cleansing and Con- servancy.— | | | |
| 13,612 7 3 | (a) Superintendence and Inspection ... | 2,08,292 1 2 | | 2,11,285 4 8 |
| 7,25,298 4 0 | (b) Veterinary ... | 27,494 10 2 | | 28,032 11 8 |
| 86,590 5 5 | (c) Street cleansing and Sanitation ... | 11,39,399 2 6 | | 11,54,520 13 5 |
| | (d) Gully-flushing ... | 1,09,565 2 0 | | 1,11,515 2 2 |
| 1,65,450 8 11 | (e) Removal of Town Refuse to Tardeo for transport to Deonar.— | | | |
| 7,38,409 9 5 | 1. Motor Traction .. | 3,12,672 1 6 | | 3,17,108 2 1 |
| 1,059 4 7 | 2. Bullock Traction. | 8,60,434 14 6 | | 9,12,709 2 1 |
| 1,12,557 12 2 | 3. Incineration ... | 1,449 15 9 | | 1,856 0 0 |
| | 4. Loading Sidings... | 1,29,075 4 6 | | 1,49,662 7 4 |
| | 5. Reclamation ... | | | 2,400 0 0 |
| 10,17,477 3 1 | (f) Miscellaneous ... | 13,08,632 4 3 | | 13,83,785 11 6 |
| 68,843 15 1 | | 61,171 1 8 | | 1,11,669 1 8 |
| 20,82,725 14 4 | | 28,49,454 5 9 | | 30,00,762 12 8 |
| 1,69,707 1 11 | C.—Transport of refuse, etc., to Deonar ... | 1,69,953 15 0 | | 1,93,713 0 0 |
| 1,75,393 2 11 | D.—Road watering ... | 2,12,737 5 1 | | 2,18,691 0 0 |
| | Debt Charges ... | 3,02,692 3 6 | | 3,09,504 0 0 |
| | New Works ... | 9,015 15 5 | | 44,088 0 0 |
| 24,27,826 8 2 | | | 35,45,975 8 7 | 37,74,546 12 8 |
| 32,272 0 0 | VIII.—Roads and Over- bridges. | | | |
| 17,99,299 9 9 | A.—General Charges ... | 76,104 14 9 | | 86,620 0 0 |
| 1,49,856 14 1 | B.—Roads, overbridges and foot- paths ... | 22,39,988 5 0 | | 25,21,406 0 0 |
| 87,019 0 0 | C.—Street Improvements ... | 2,44,185 1 1 | | 2,48,423 3 9 |
| | D.—Cleaning and Repairing Port Trust Wharves and Roads ... | 87,019 0 0 | | 87,019 0 0 |
| 4,835 0 5 | Debt Charges ... | 7,25,305 10 10 | | 7,27,516 0 0 |
| 20,73,282 8 3 | New Works ... | 2,546 7 11 | | 11,870 0 0 |
| | | | 53,75,149 7 7 | 56,82,654 8 9 |
| 4,31,100 12 5 | IX.—Public Lighting. | | | |
| 4,31,100 12 5 | A.—General Charges ... | 393 5 4 | | 964 0 0 |
| 1,00,95,739 11 3 | B.—Public Lighting ... | 6,70,815 12 1 | | 7,86,245 2 0 |
| | | | 5,71,199 1 5 | 7,87,209 2 0 |
| | Carried over ... | | 1,55,55,438 0 9 | 1,69,78,149 8 5 |

No. 2—continued.

| Final Grants compared with the Actuals. | | | Compared with the Actuals for 1920-21. | |
|--|---|--|---|---|
| Balances unexpended. | Required to be renewed in 1922-23. | Net savings. | Increase. | Decrease. |
| Rs. a. p. | Rs. a. p. | Rs. a. p. | Rs. a. p. | Rs. a. p. |
| 6,17,291 6 11 -344 9 0 | 6,03,211 8 9 | 96,632 3 6 -82,896 14 4 | 31,46,193 12 11 | 4,57,608 11 0 |
| 45,126 7 7 | 34,637 10 0 | 10,488 13 7 | 84,578 8 3 | |
| 3,084 15 6 | 1,575 7 0 | 1,509 8 6 | 16,016 13 10 | |
| | | | | |
| 175 0 0 3,985 6 2 1,306 6 8 | 100 0 0 1,792 0 0 1,127 13 0 | 75 0 0 2,193 6 2 178 9 8 | 1,13,127 9 10 4,221 9 4 | 6,945 15 5 |
| 53,678 3 11 | 39,232 14 0 | 14,445 5 11 | 2,17,944 9 3 | 6,945 15 5 |
| 5,678 4 2 | 4,825 13 8 | 852 6 6 | 2,121 11 10 | |
| 2,998 3 6 538 1 6 | 2,814 4 6 487 2 7 | 178 15 0 50 14 11 | 32,368 7 8 13,882 2 11 | |
| 15,221 10 11 1,950 0 2 | 14,941 1 3 1,720 12 1 | 280 9 8 229 4 1 | 4,14,000 12 6 22,974 12 7 | |
| 4,436 0 7 52,274 3 7 406 0 3 20,587 2 10 2,400 0 0 | 4,020 9 1 52,030 13 9 300 0 0 30,438 5 11 2,400 0 0 | 415 7 6 253 5 10 106 0 3 148 12 11 | 1,47,221 8 7 1,22,025 5 1 390 11 2 16,517 8 4 | |
| 80,103 7 3 60,491 15 7 | 79,179 12 9 49,992 11 7 | 938 10 6 499 4 0 | 2,86,155 1 2 | 2,672 13 5 |
| 1,51,298 6 11 | 1,49,135 12 9 | 2,162 10 2 | 7,69,401 4 10 | 2,672 13 5 |
| 23,759 1 0 5,953 10 11 6,811 12 6 35,070 0 7 | 22,427 4 0 5,823 0 0 11,981 12 4 33,890 8 0 | 1,381 13 0 180 10 11 -5,169 15 10 1,179 8 7 | 246 13 1 37,344 2 2 8,02,692 3 6 9,015 15 5 | |
| 2,28,571 4 1 | 2,28,084 2 9 | 5,657 1 2 -5,169 15 10 | 11,20,822 2 10 | 2,672 13 5 |
| 10,515 1 3 2,81,417 11 0 4,338 2 8 | 10,011 0 0 2,37,635 0 0 4,169 0 0 | 504 1 3 53,782 11 0 69 2 8 | 43,832 14 9 4,40,688 11 3 94,328 3 0 | |
| 2,210 5 2 9,123 8 1 | 49,479 2 3 8,935 0 0 | -47,268 13 1 188 8 1 | 7,25,305 10 10 | 2,288 8 6 |
| 3,07,504 12 2 | 3,00,229 2 3 | 54,544 7 0 -47,268 13 1 | 13,04,155 7 10 | 2,288 8 6 |
| 580 10 8 2,15,429 5 11 | 49 0 0 1,47,530 0 0 | 531 10 8 67,899 5 11 | 388 5 4 1,39,714 15 8 | |
| 2,16,010 0 7 | 1,47,579 0 0 | 68,431 0 7 | 1,40,098 5 0 | |
| 14,23,056 11 8 -344 9 0 | 13,18,386 11 9 | 2,39,710 2 2 -1,35,835 11 3 | 59,29,214 5 10 | 4,69,516 0 4 |

Appendix

| Actuals for 1920-21. | PARTICULARS. | Details of Actuals for 1921-22. | Actuals for 1921-22. | Final Grants sanctioned for Expenditure during 1921-22. |
|-------------------------|---|---------------------------------------|-------------------------|--|
| Rs. a. p. | | Rs. a. p. | Rs. a. p. | Rs. a. p. |
| 1,00,95,739 11 3 | Brought forward ... | | 1,55,56,459 0 9 | 1,69,78,149 3 8 |
| | X.—Drainage and Sewerage including the Halalkhore Branch. | | | |
| | A.—General Charges | 10,963 0 7 | | 25,235 2 11 |
| | B.—Drainage and Sluices— | | | |
| 4,23,198 14 4 | (a) Miscellaneous Drainage | 4,96,476 5 10 | | 5,16,849 0 0 |
| 4,149 5 11 | (b) Sluices | 4,107 2 4 | | 6,009 0 0 |
| 4,27,348 4 3 | | 5,00,583 8 2 | | 6,24,858 0 0 |
| | C.—Pumping and Compressor Station and Floodgates— | | | |
| 37,566 8 6 | (a) Inspection and Supervision | 15,207 11 2 | | 15,540 0 0 |
| 2,76,988 3 10 | (b) Compressor Station, Colaba | 41,558 12 6 | | 42,354 0 0 |
| 1,56,172 4 6 | (c) Pumping Station, Love Grove | 3,82,906 4 9 | | 4,09,561 5 4 |
| | (d) Compressor Station, Love Grove | 2,10,726 2 0 | | 2,22,147 10 8 |
| 5,915 2 10 | (e) Compressor Station at Bhandarwada (upkeep). | 10,998 9 10 | | 11,300 0 0 |
| 4,76,641 3 8 | (f) Floodgates | 12,177 9 1 | | 14,143 0 0 |
| | | 6,73,575 1 4 | | 7,15,546 0 0 |
| 31,979 6 6 | D.—Halalkhore Branch— | | | |
| 4,40,893 4 9 | (a) Superintendence and Inspection (included under VII B) | | | |
| 1,61,162 8 6 | (b) Cleansing and Sanitation | 6,03,646 1 10 | | 6,06,966 0 8 |
| | (c) Bullock Traction | 1,54,558 0 5 | | 1,57,202 7 7 |
| 40,333 10 4 | (d) Veterinary (Included under VII B) | | | |
| 6,74,368 14 1 | (e) Miscellaneous | 56,493 8 9 | | 84,351 13 9 |
| | | 8,14,697 11 0 | | 8,48,520 6 0 |
| 1,21,999 12 5 | Debt Charges | 14,62,661 3 4 | | 14,63,927 0 0 |
| 17,00,358 2 5 | New Works | 1,02,563 9 8 | | 1,83,104 4 10 |
| 2,80,973 12 3 | | | 35,65,044 2 1 | 37,60,690 13 9 |
| 36,819 5 8 | XI.—Fire Brigade. | | | |
| 3,416 4 0 | Debt Charges | 42,009 13 10 | | 40,888 0 0 |
| 3,20,709 5 11 | New Works | 2,292 8 0 | | 17,561 0 0 |
| | | | 3,94,384 3 9 | 4,58,185 13 7 |
| | XII.—Building Regulations and other measures for securing the Public Safety. | | | |
| 1,60,444 0 6 | A.—General Charges | 30,393 1 2 | | 36,244 0 9 |
| 1,39,748 6 0 | B.—Executive Engineer's General Office Establishment | 63,057 4 5 | | 66,879 0 0 |
| 4,502 4 8 | C.—Establishment for Inspection and Supervision of Private Buildings | 1,72,397 11 7 | | 1,74,872 0 0 |
| 99,117 5 4 | D.—Supervision of Factories, Workshops and Work Places. | 6,995 6 7 | | 7,546 0 0 |
| 1,197 4 8 | E.—Licensing Establishment | 45,655 11 10 | | 47,606 2 11 |
| | F.—Street Ambulance Service | 3,455 2 9 | | 5,031 7 11 |
| 2,85,009 5 2 | Debt Charges | 1,018 3 1 | | 1,019 0 0 |
| 1,24,01,816 8 9 | | | 3,22,972 9 5 | 3,38,197 11 7 |
| | Carried over ... | | 1,98,37,839 0 0 | 2,15,31,123 10 4 |

No. 2—continued.

| Final Grants compared with the Actuals. | | | Compared with the Actuals for 1920-21. | |
|--|---|--|--|----------------------------------|
| Balances unexpended. | Required to be renewed in 1922-23. | Net savings. | Increase. | Decrease. |
| Rs. a. p. | Rs. a. p. | Rs. a. p. | Rs. a. p. | Rs. a. p. |
| 14,28,055 11 8 —344 9 0 | 13,18,356 11 9 | 2,39,710 2 2 —1,36,335 11 3 | 59,29,214 5 10 | 4,69,516 0 4 |
| 14,272 2 4 | 2,600 0 0 | 11,672 2 4 | 10,968 0 7 | |
| 22,372 10 2 1,901 13 8 | 20,017 0 0 | 2,355 10 2 1,901 19 8 | 73,277 7 6 | 42 3 7 |
| 24,274 7 10 | 20,017 0 0 | 4,257 7 10 | 73,277 7 6 | 42 3 7 |
| 332 4 10 | | 332 4 10 | 15,207 11 2 | |
| 1,295 8 6 | 1,081 0 0 | 264 3 6 | 3,998 4 0 | |
| 25,655 0 7 | 25,573 0 0 | 1,082 0 7 | 1,05,918 0 11 | |
| 11,421 8 8 | 10,489 0 0 | 932 8 8 | 54,553 18 6 | |
| 801 6 2 1,965 6 11 | | 801 6 2 1,965 6 11 | 10,998 9 10 6,262 6 3 | |
| 41,970 14 8 | 37,093 0 0 | 4,877 14 8 | 1,96,933 13 8 | |
| | | | | 31,979 6 6 |
| 3,319 14 10 2,644 7 2 | 3,084 2 9 1,275 18 11 | 235 12 1 1,868 9 8 | 1,62,752 13 1 | 6,604 8 1 |
| 27,858 5 0 | 27,595 6 5 | 262 14 7 | 16,159 14 5 | |
| 33,822 11 0 | 31,955 7 1 | 1,867 3 11 | 1,78,912 11 6 | 38,583 14 7 |
| 665 12 8 80,540 11 2 | 98,445 6 5 79,849 1 6 | —92,779 9 9 691 9 8 | 14,62,661 8 4 | 19,436 2 9 |
| 1,95,548 11 8 | 2,64,959 15 0 | 23,866 6 5 —92,779 9 9 | 19,22,748 4 7 | 58,062 4 11 |
| 44,854 15 8 | 39,155 0 0 | 5,701 15 8 | 69,108 1 8 | |
| —1,321 13 10 15,268 8 0 | 1,697 2 7 15,000 0 0 | —8,019 0 5 268 8 0 | 5,690 8 2 | 1,123 12 0 |
| 60,123 7 8 —1,321 13 10 | 55,850 2 7 | 5,970 7 8 —3,019 0 5 | 74,798 9 10 | 1,123 12 0 |
| 5,850 15 7 | 4,924 0 0 | 926 15 7 | 50,393 1 2 | |
| 3,821 11 7 | 2,268 0 0 | 1,553 11 7 | | 37,386 12 1 |
| 2,474 4 5 | 1,813 0 0 | 661 4 5 | 82,649 5 7 | |
| 550 9 5 1,950 7 1 1,576 5 2 0 12 11 | 1,898 12 8 1,400 0 0 | 550 9 5 51 10 5 176 5 2 0 12 11 | 2,493 1 11 6,531 6 8 2,257 14 1 1,018 8 1 | |
| 16,225 2 2 | 12,303 12 8 | 3,921 5 6 | 75,350 0 4 | 37,386 12 1 |
| 16,94,951 1 2 —1,666 6 10 | 16,51,450 10 0 | 2,72,968 5 9 —2,31,134 5 5 | 80,02,111 4 7 | 5,66,088 13 4 |

Appendix

| Actuals for 1920-21. | PARTICULARS. | Details of Actuals for 1921-22. | Actuals for 1921-22. | Final Grants sanctioned for Expenditure during 1921-22. |
|-------------------------|---|---------------------------------------|-------------------------|--|
| Rs. a. p. | | Rs. a. p. | Rs. a. p. | Rs. a. p. |
| 1,24,01,816 8 9 | Brought forward ... | | 1,98,37,839 0 0 | 2,15,31,123 10 4 |
| | XIII.—Gardens and Open Spaces. | | | |
| | A.—General Charges | 3,000 0 0 | | 3,000 0 0 |
| | B.—Gardens— | | | |
| 98,440 5 8 | (a) Victoria Gardens | 1,17,107 5 8 | | 1,33,274 7 3 |
| 30,964 3 11 | (b) Miscellaneous gardens, open spaces, B and Stands, etc. | 28,608 6 3 | | 30,463 0 0 |
| 1,29,404 9 7 | | 1,45,716 11 11 | | 1,63,627 7 3 |
| | C.—New Gardens Recreation Grounds, etc.... .. | 7,500 0 0 | | 7,500 0 0 |
| | Debt Charges | 65,506 14 10 | | 65,508 0 0 |
| 16,190 5 2 | New Works | 2,565 6 0 | | 3,341 8 4 |
| 1,45,594 14 9 | | | 2,24,268 0 9 | 2,47,976 10 7 |
| | XIV.—Markets and Slaughter Houses. | | | |
| | A.—General Charges | 17,419 15 3 | | 20,374 11 7 |
| | B.—Markets and Slaughter Houses— | | | |
| 21,450 4 1 | (a) Central Office | 29,645 0 2 | | 31,199 0 0 |
| 1,03,392 0 2 | (b) Municipal Markets | 1,38,618 3 10 | | 1,79,913 0 0 |
| 1,32,204 2 1 | (c) Slaughter Houses | 1,01,516 7 4 | | 1,12,701 0 0 |
| 4,242 6 1 | (d) Private Markets | 4,062 7 7 | | 4,117 0 0 |
| 5,566 11 8 | (e) Contraband Meat Traffic. ... | 3,038 9 5 | | 3,225 0 0 |
| 1,39,305 1 4 | (f) Meat Carriage | 1,37,330 11 2 | | 1,42,716 0 0 |
| 19,063 10 8 | (g) War Measures (Relief to the Poor) | | | |
| 4,25,224 4 1 | | 4,04,211 7 6 | | 4,73,871 0 0 |
| | Debt Charges | 91,597 0 3 | | 92,254 0 0 |
| 33,416 8 10 | New Works | 31,796 6 7 | | 73,377 0 0 |
| 4,58,640 12 11 | | | 5,45,024 13 7 | 6,59,376 11 7 |
| 15,71,247 11 6 | XV.—Contribution to the City Improvement Trust. | | 15,76,573 15 3 | 15,76,944 0 0 |
| | Establishment for the upkeep of various Municipal Buildings. | | 27,300 11 7 | |
| 46,08,348 11 11 | Municipal Debt | | | 3,34,040 6 1 |
| | Investment of sale proceeds of Municipal Lands in the Municipal Land and Building Funds | | 2,53,427 3 6 | 2,53,427 3 6 |
| 1,59,812 8 9 | Extraordinary Allowances | | | |
| 3,56,839 7 0 | | | | |
| 2,02,02,300 11 7 | Total Rs. | | 2,24,64,953 12 8 | 2,46,03,388 10 1 |

W. E. WAITE,
Chief Accountant.

No. 2—concluded.

| Final grants compared with the Actuals. | | | Compared with the Actuals for 1920-21. | |
|--|--|--|---|---|
| Balances unexpended. | Required to be renewed in 1922-23. | Net savings. | Increase. | Decrease. |
| Rs. a. p. | Rs. a. p. | Rs. a. p. | Rs. a. p. | Rs. a. p. |
| 16,94,951 1 2 —1,666 6 10 | 16,51,450 10 0 | 2,72,968 5 9 —2,31,134 5 5 | 80,02,111 4 7 | 5,66,088 13 4 |
| | | | 3,000 0 0 | |
| 16,117 1 7 | 15,794 9 10 | 322 7 9 | 18,667 0 0 | |
| 1,794 9 9 | 1,668 12 10 | 125 12 11 | | 3,355 13 8 |
| 17,911 11 4 | 17,463 6 8 | 448 4 8 | 18,667 0 0 | 2,355 13 8 |
| 1 1 2 5,775 13 4 | 5,718 10 0 | 1 1 2 57 5 4 | 7,500 0 0 65,506 14 10 | 18,624 15 2 |
| 23,688 9 10 | 23,182 0 8 | 506 9 2 | 94,678 14 10 | 15,980 12 10 |
| 2,954 12 4 | 2,855 0 0 | 99 12 4 | 17,419 15 3 | |
| 1,553 15 10 51,294 12 2 11,184 8 8 54 8 5 186 6 7 5,385 4 10 | 1,414 0 0 50,689 15 0 10,710 0 0 4,822 11 0 | 139 15 10 604 13 2 474 8 8 54 8 5 186 6 7 562 9 10 | 8,194 12 1 25,226 3 8 | 30,687 10 9 179 14 6 2,528 2 3 1,974 6 2 12,068 10 8 |
| 69,659 8 6 656 15 9 41,580 9 5 | 67,636 10 0 8,412 0 0 41,571 0 0 | 2,022 14 6 —7,755 0 3 9 9 5 | 33,420 15 9 91,597 0 3 | 54,433 12 4 1,620 2 8 |
| 1,14,851 14 0 | 1,20,474 10 0 | 2,132 4 8 —7,755 0 3 | 1,42,437 15 3 | 56,053 14 7 |
| 370 0 9 | | 370 0 9 | 5,336 3 9 | |
| —27,800 11 7 3,34,040 6 1 | | —27,800 11 7 3,34,040 6 1 | 27,800 11 7 | 46,08,348 11 11 |
| | | | 98,614 10 9 | 8,56,839 7 0 |
| 21,40,101 4 3 —1,666 6 10 | 17,95,107 4 8 | 5,82,218 14 5 —2,38,889 5 8 | 85,65,964 12 9 | 61,03,311 11 8 |

R. P. MASANI,
Ag Municipal Commissioner

Appendix No. 3.

Revenue Account for the year ended 31st March 1922.

| | Rs. | a. | p. | Rs. | a. | p. |
|---|----------|----|----|-------------|----|----|
| Receipts as per Appendix No. 1 | | | | 2,31,47,008 | 13 | 3 |
| Payments as per Appendix No. 2 | | | | 2,24,64,953 | 12 | 8 |
| Excess Receipts over Payments | | | | 6,82,054 | 15 | 7 |
| <i>Loss—</i> | | | | | | |
| <i>Increase in outstanding liabilities.</i> | | | | | | |
| On account of grants renewed | 4,41,556 | 8 | 6 | | | |
| On account of payment to City Improvement Trust | 2,08,433 | 3 | 0 | | | |
| | | | | 6,49,989 | 11 | 0 |
| Net savings for the year | | | | 32,065 | 4 | 7 |
| Surplus Revenue Fund as at 1st April 1921 | | | | 45,27,739 | 10 | 0 |
| <i>Add—</i> | | | | | | |
| Net savings for the year as shown above | | | | 32,065 | 4 | 7 |
| Surplus Revenue Fund as at 31st March 1922 as per Appendix No. 6 | | | | * 46,59,804 | 14 | 7 |

*This includes Rs. 1,00,000 being minimum required by law and Rs. 14,23,800-5-2 being Reserve Stock Balances as at 31st March 1922.

W. E. WAITE,
Chief Accountant.

R. P. MASANI,
Ag. Municipal Commissioner.

Appendix No. 4.

Statement of Special Funds for 1921-22.

Municipal Fire and Accident Insurance Fund. Year ended 31st March 1922.

| | Dr. | Cr. |
|--|---------------|---------------|
| | Rs. a. p. | Rs. a. p. |
| Balance on 1st April 1921 | | 3,11,128 3 2 |
| Municipal Contribution for the year | | 15,000 0 0 |
| Interest realized | | 12,090 5 8 |
| Providing a new cornice over the top of the cupboard used for keeping Municipal flags | 42 2 0 | |
| Repairs to motor | 179 6 0 | |
| Expenditure incurred for renewing flooring of corridor in health department damaged by fire | 440 4 4 | |
| Purchase of 60 fire-extinguishers and brackets | 3,700 0 0 | |
| Balance on 31st March 1922 as per Balance Sheet, Appendix No. 5 | | |
| Rs. 3,37,997 0 10 | | |
| Loss—Balance due to the General Fund | 3,140 4 4 | |
| | 3,34,856 12 6 | |
| Total Rs. ... | 3,38,218 8 10 | 3,38,218 8 10 |

Worn-out Water Mains Renewal Fund. Year ended 31st March 1922.

| | Rs. a. p. | Rs. a. p. |
|--|---------------|---------------|
| Balance on 1st April 1921 | | 6,86,001 13 2 |
| Interest realized | | 25,474 13 0 |
| Balance on 31st March 1922 as per Balance Sheet, Appendix No. 5 | 7,11,476 10 2 | |
| Total Rs. ... | 7,11,476 10 2 | 7,11,476 10 2 |

Net Premia Fund. Year ended 31st March 1922.

| | Rs. a. p. | Rs. a. p. |
|---|---------------|--------------|
| Balance on 1st April 1921 | | 6,76,235 3 8 |
| Interest realized | | 83,560 1 8 |
| Extra Interest realizations on Sinking Fund Investments | | 1,59,627 2 5 |
| Premia earned on the sale of 3½ per cent. War Bonds 1921 for Rs. one lakh | | 250 0 0 |
| Premia earned on account of difference between the par value and the actual cost of securities transferred to different Sinking Funds. | | 27,046 2 0 |
| Sale of water-marked paper | | 119 8 0 |
| Stamp duty on the loan of Rs. 50 lakhs | 50,000 0 0 | |
| Printing charges of the debentures for 50 lakhs | 45 5 0 | |
| Solicitors' charges for drawing the debenture form of the 50 lakhs loan | 100 0 0 | |
| Difference between the actual cost of and sale-proceeds of 6 per cent. Five-Year Bonds 1926 for Rs. 5 lakhs | 5,000 0 0 | |
| Balance on 31st March 1922 as per Balance Sheet, Appendix No. 5 | | |
| Rs. 8,41,442 12 9 | | |
| Balance due by the General Fund | 250 0 0 | |
| | 8,41,692 12 9 | |
| Total Rs. ... | 8,96,838 1 9 | 8,96,838 1 9 |

Municipal Land and Buildings Fund. Balance Sheet as at 31st March 1922.

| | Rs. a. p. | Rs. a. p. | | Rs. a. p. | Rs. a. p. |
|---|----------------|----------------|--|----------------|----------------|
| Fund on 1st April 1921 | 32,62,042 8 3 | | Lands purchased and buildings erected upto 31st March 1920, at cost | 65,003 13 0 | |
| Transfer of the amount of moneys received on account of sale of land other than set-forward land during the year (1921-22) | 2,53,427 3 6 | | Lands purchased and buildings erected during 1921-22 and expenditure incurred in connection therewith (vide details attached to Appendix No. 8) | 18,93,816 9 7 | |
| Interest realized | 1,38,506 14 6 | 3,91,934 2 0 | Investments— | | 19,58,820 6 7 |
| Sale proceeds of lands— | | | In 3½ per cent. Government Paper, 5 per cent. War Loan, 1929-47, and 6 per cent. 5-year Bonds 1926 | 19,13,769 0 0 | |
| Land at Church Gate Street | 1,64,583 0 0 | | Cash with the Imperial Bank of India | 147 14 3 | |
| Widening Churchgate Street | 1,00,000 0 0 | | | 19,13,916 14 3 | |
| Loss— | 3,64,583 0 0 | | Current Account (Tata Industrial Bank) | 45,873 5 5 | 19,59,290 3 8 |
| Commission charges paid to Messrs. Bennett & Co., for selling two plots of lands at Sonapur (vide Appendix No. 8) | 448 0 0 | 3,64,134 0 0 | | | |
| Fund on 31st March 1922 | 39,18,110 10 3 | 39,18,110 10 3 | | | 39,18,110 10 3 |

Appendix No. 4—concluded.
Statement of Special Funds for 1921-22.

Mahim Development Scheme Fund. Balance Sheet as at 31st March 1922.

| LIABILITIES. | Rs. a. p. | Rs. a. p. | ASSETS. | Rs. a. p. | Rs. a. p. |
|---|---------------|----------------|---|---------------|----------------|
| Contribution from Government— | | | <i>Expenditure—</i> | | |
| Receipts during 1920-21. | 16,00,000 0 0 | | Expenditure up to 31st March 1921 | 1,31,552 4 6 | |
| Receipts during 1921-22. | 12,00,000 0 0 | 28,00,000 0 0 | Expenditure during 1921-22— | | |
| Sale of lands and other receipts up to 31st March 1921 | 1,51,858 0 0 | | Scheme Nos.— | | |
| <i>Add—</i> | | | I. Construction of Road from Lady Jamshedji Road to Mahim Station .. | 1,51,665 7 11 | |
| Sale of lands and other receipts during 1921-22. | 1,22,584 0 0 | 2,73,942 0 0 | <i>Less—</i> | | |
| Interest realized up to 31st March 1921 | 37,312 6 10 | | Interest paid to Government for the period ending 31st October 1921 at per contra | 58,907 9 0 | |
| <i>Add—</i> | | | | 97,757 14 11 | |
| Interest realized during 1921-22 | 1,25,667 11 4 | | II. Construction of two Roads and Park between Nardalla Tank and Dadar Kumbharwada ... | 4,95,875 13 7 | |
| <i>Less—</i> | 1,52,580 2 2 | | <i>Less—</i> | | |
| Interest paid to Government in respect of Scheme Nos. I, II, III and IV as per contra ... | 1,31,171 5 0 | 21,708 13 2 | Interest paid to Government for the period ending 31st October 1921 at per contra | 52,174 11 0 | |
| | | | | 4,48,701 2 7 | |
| | | | III Extension of the New Delisle Road Northwards to Lady Jamsetji Road ... | 37,081 4 6 | |
| | | | <i>Less—</i> | | |
| | | | Interest paid to Government for the period ending 31st October 1921 as per contra | 12,544 8 6 | |
| | | | | 24,486 12 0 | |
| | | | IV. Widening and improving Lady Jamshedji Road ... | 82,831 1 11 | |
| | | | <i>Less—</i> | | |
| | | | Interest paid to Government for the period ending 31st October 1921 as per contra | 12,544 8 6 | |
| | | | | 70,286 9 5 | |
| | | | Acquisition of properties for a public park at Mahim and the development of the surrounding area | 60,231 2 8 | |
| | | | Total Nos. I, II, III and IV | 6,96,463 9 7 | 8,28,015 14 1 |
| | | | <i>Investments—</i> | | |
| | | | In 6½ per cent. Bombay Development Loan | 10,58,500 0 0 | |
| | | | Cash with the Imperial Bank of India | 134 8 11 | 12,09,000 6 2 |
| | | | Balance in the General Fund | 12,00,000 0 0 | |
| | | | | 9,000 6 2 | |
| Total Rs. ... | | 30,95,650 13 2 | Total Rs. ... | | 30,95,650 13 2 |

W. E. WAITE,
Chief Accountant.

R. P. MASANI,
Ag. Municipal Commissioner.

Appendix

REVENUE ACCOUNT BALANCE

| Liabilities. | | Rs. a. p. | Rs. a. p. |
|--|--------|---------------|-----------------|
| Debts— | | | |
| Due on Cheques payable | | 2,59,708 2 10 | |
| „ Stores purchased, Outstanding Accounts | | 2,24,324 12 2 | |
| „ Outstanding Charges for 1921-22 and previous years | | 17,95,107 4 8 | |
| „ „ „ for repayment of Plague Loan | | 10,500 0 0 | |
| City Improvement Trust— | | | |
| Contribution falling due in 1922-23 | | 17,85,007 2 3 | |
| Deposits in Cash and Paper from Contractors and private parties | | 32,12,036 1 0 | |
| Government of Bombay— | | | |
| Taxes, &c. | | 25,690 4 1 | |
| Imperial Bank of India on account of Contractors securities held under objection | | | 73,12,373 11 0 |
| Trust Funds— | | | |
| Deposits held from private parties on account of public monuments— | | | |
| Maintenance of Sir Mangaldas Nathooobhoy's clock | | 500 0 0 | |
| Do. Ranade Memorial | | 1,200 0 0 | |
| Do. J. N. Tata Memorial | | 1,200 0 0 | |
| Do. Charitable Dispensary at Kamatipura, opened by Rao Bahadur Ellapa Balaram | | 19,500 0 0 | |
| Do. Charitable Dispensary at Kamatipura, opened in the name of the late Mr. Rajana Jalooji | | 10,700 0 0 | |
| Do. Mr. Casamalli Jairajbhoy Peerbhoy's fountain at the junction of Hornby and Palton Roads | | 5,000 0 0 | |
| Do. N. M. Petit's Memorial | | 3,000 0 0 | |
| Do. Sir D. M. Petit's Memorial | | 2,000 0 0 | |
| Do. Maternity Home at Chhas Mohalla | | 5,18,500 0 0 | |
| Do. Medical College in connection with King Edward VII Memorial Hospital, by Gordhandas Sundardas Charities' Trust | | 15,21,000 0 0 | |
| Messrs. Ardesbir Hormusji Dinshaw & Co., for the Advocate-General, Plaintiff in High Court Suit No. 485, Donation for the grant of free clothing to patients discharged from the King Edward VII Memorial Hospital | | 28,600 0 0 | 31,06,200 0 0 |
| Expense Accounts— | | | |
| Profit on Sale of Stores | | 1,702 5 0 | |
| Stock adjustment Account | | 11,116 13 8 | |
| Supervision charges on stores sold | | 9 18 3 | |
| Loan Works Establishment | | 17,869 15 8 | |
| Purchase of Petrol | | 3,196 7 0 | |
| War measures—Relief to the Poor (Municipal Grain shops) | | 3,290 4 0 | |
| Contribution from Government towards the cost of Primary School Buildings and their sites | | | 86,185 10 7 |
| Provident Fund | | | 22,020 5 9 |
| Proident Fund | | | 7,920 8 7 |
| Special Funds as at 31st March 1922— | | | |
| Fire and Accident Insurance Fund | | 3,34,856 12 6 | |
| Net Premia Fund | | 8,41,692 12 9 | |
| Worn out Water Mains Renewal Fund | | 7,11,476 10 2 | 18,88,026 3 5 |
| Carried forward | ...Rs. | | 1,13,72,726 7 4 |

No. 5.

SHEET AS AT 31ST MARCH 1922.

| Assets. | | Rs. | a. p. | Rs. | a. p. |
|---|------------------------|-----------|-------|-------------|-------|
| Cash in Office and in Bank... | ... | 60,45,508 | 10 1 | | |
| Add—Balance due by Municipal Fire and Accident Fund to General Fund | ... | 8,140 | 4 4 | | |
| | | 60,48,648 | 14 5 | | |
| Do. to Net Premia, etc., Fund—Appendix No. 4 | Rs. 250 0 0 | | | | |
| Less— | | | | | |
| Balance due to Mahim Development Fund | „ ... „ 12,09,000 6 2 | 12,09,250 | 6 2 | 38,39,398 | 8 3 |
| Debts— | | | | | |
| Due for stores sold | ... | | | 24,394 | 12 6 |
| Stock— | | | | | |
| Stock | ... | 11,76,349 | 6 9 | | |
| Water Works Imprest | ... | 7,802 | 10 5 | | |
| Executive Engineer (Purchase of Kerosine Oil) | ... | 355 | 1 0 | | |
| Do. (Purchase of stores for bituminous construction of roads) | ... | 1,19,304 | 2 0 | | |
| Stores in charge of Mechanical Engineer | ... | 15,495 | 0 0 | | |
| Do. Drainage Engineer | ... | 6,876 | 12 2 | | |
| Surplus and Obsolete Stores | ... | 1,992 | 4 5 | | |
| Line Suspense Account... | ... | 95,635 | 0 5 | 14,23,800 | 5 |
| Plant and Machinery | ... | | | 10,27,135 | 0 9 |
| Advances Recoverable— | | | | | |
| To Municipal Officers, &c. | ... | 2,37,454 | 6 8 | | |
| „ Miscellaneous Advances... | ... | 2,05,854 | 3 2 | | |
| „ Private and Departmental Works including Workshops | ... | 9,00,501 | 3 9 | | |
| „ Printing and Stamping, Building and Repair Certificates Forms | ... | 115 | 9 1 | | |
| „ Contractors | ... | 2,360 | 12 0 | | |
| „ Chief Auditor and Accountant, G. I. P. Railway and B. B. & C. I. Railway. | ... | 56,247 | 12 0 | | |
| „ Works Establishments, etc. | ... | 2,01,451 | 12 5 | | |
| „ London Stores | ... | 2,25,104 | 15 5 | | |
| War Measures—Rent Relief | ... | 8,340 | 13 11 | | |
| „ Extraordinary Allowances | ... | 5,884 | 13 9 | 18,38,316 | 6 2 |
| Deposits in paper with Imperial Bank of India— | | | | | |
| On Contractors' Account | ... | 7,52,000 | 0 0 | | |
| Public Monuments Account | ... | 21,06,200 | 0 0 | 28,58,200 | 0 0 |
| | Carried forward Rs. .. | | | 1,10,11,245 | 0 10 |

Appendix
REVENUE ACCOUNT BALANCE

| | Rs. a. p. | Rs. a. p. |
|--|-----------|-------------------------|
| Brought over Rs. ... | | 1,18,72,726 7 4 |
| Surplus Revenue Fund as per Appendix No. 3 | | 45,59,804 14 7 |
| Total Rs. ... | | <u>1,59,82,531 5 11</u> |

W. E. WAITE,
Chief Accountant.

No. 5—concluded.

SHEET AS AT 31st MARCH 1922.

| Investments— | Brought over Rs. | | | Rs. a. p. | | Rs. a. p. | |
|---|------------------|---------------|-----------------------------|------------------|------------------|-----------|----------------|
| | Face Value. | Actual cost. | Deposits in Cash and Fixed. | | | | |
| Special Funds. | | | | | | | |
| Municipal Fire and Accident Insurance Fund— | | | | | | | |
| 5½ per cent. Indian War Bonds, 1928. | 10,000 0 0 | 10,100 0 0 | | | | | |
| 5 per cent. War Loan, 1929-47 | 17,200 0 0 | 15,138 0 0 | | | | | |
| 3½ per cent. Government Paper | 3,40,200 0 0 | 3,12,508 2 0 | | | | | |
| | 3,67,400 0 0 | 3,37,744 2 0 | 252 14 10 | 3,37,997 0 10 | | | |
| <i>Less</i> —Balance due to General Fund— | | | | 8,140 4 4 | | | |
| Net Premia, &c., on different Municipal Loans— | | | | 3,94,856 12 6 | | | |
| | | | | | | | |
| 5½ per cent. Government Paper | 10,96,100 0 0 | 8,41,236 10 0 | | | | | |
| | 10,96,100 0 0 | 8,41,236 10 0 | 206 2 9 | 8,41,442 12 9 | | | |
| <i>Add</i> —Balance due by the General Fund— | | | | 250 0 0 | | | |
| Worn-out Water Mains Renewal Fund— | | | | 8,41,692 12 9 | | | |
| 3½ per cent. Government Paper | 7,37,800 0 0 | 6,99,675 7 0 | | | | | |
| 5 per cent. War Loan, 1929-47 | 13,200 0 0 | 11,616 0 0 | | | | | |
| | 7,51,000 0 0 | 7,11,291 7 0 | 185 3 2 | 7,11,476 10 2 | | | *16,88,026 3 5 |
| Surplus Revenue Fund. | | | | | | | |
| 5 per cent. Municipal Debentures ... | 3,03,000 0 0 | 2,84,678 12 0 | | | | | |
| 4 per cent. Municipal Debentures ... | 8,000 0 0 | 7,720 0 0 | | | | | |
| 1 per cent. Improvement Trust Sterling Bonds for £25,000. | 3,75,000 0 0 | 3,75,000 0 0 | | | | | |
| 3½ per cent. Government Paper | 10,16,600 0 0 | 7,04,451 0 0 | | | | | |
| 3 " " " " " | 100 0 0 | 57 0 0 | | | | | |
| 5½ per cent. Indian War Bonds of 1923 ... | 24,500 0 0 | 24,377 8 0 | | | | | |
| 6 per cent. 5 year Bonds 1926. | 1,36,900 0 0 | 1,36,900 0 0 | | | | | |
| 6½ per cent. Bombay Development Loan ... | 8,30,500 0 0 | 8,30,500 0 0 | | | | | |
| | 26,94,600 0 0 | 23,68,684 4 0 | 6,69,575 19 8 | 30,33,260 1 8 | | | 30,33,260 1 8 |
| | | | | Total Rupees ... | 1,59,32,581 5 11 | | |

* For Face, Purchase and Market values of each kind of securities held in the Special Funds please see Appendix No. 5A attached.

R. P. MASANI,
Ag. Municipal Commissioner.

Appendix No. 5A.

Comparison of Face, Purchase and Market Values at 31st March 1922 of the different securities held in the Special Funds.

| Name of Fund. | Particulars of Securities. | Face value. | Purchase rate. | Actual cost at Purchase rate. | Estimated Market rate. | Value at Market rate. |
|---|--|-------------|--|-------------------------------|-----------------------------------|-----------------------|
| | | Rs. | | Rs. a. p. | | Rs. a. p. |
| Municipal Fire and Accident Insurance Fund. | 3½ per cent. Government Paper... | 2,30,200 | Par | 2,20,200 0 0 | 56% | 1,90,513 0 0 |
| | Do. do. ... | 500 | 105 ² / ₁₆ per cent. | 526 9 0 | | |
| | Do. do. ... | 6,000 | 103 ³ / ₄ " | 6,225 0 0 | | |
| | Do. do. ... | 500 | 101 " | 505 0 0 | | |
| | Do. do. ... | 6,500 | 98 ¹ / ₄ " | 6,414 11 0 | | |
| | Do. do. ... | 10,000 | 98 ¹ / ₂ " | 9,850 0 0 | | |
| | Do. do. ... | 500 | 98 ¹ / ₂ " | 491 14 0 | | |
| | Do. do. ... | 3,000 | 96 ¹ / ₄ " | 2,898 12 0 | | |
| | Do. do. ... | 1,000 | 96 ¹ / ₂ " | 963 12 0 | | |
| | Do. do. ... | 3,000 | 96 ¹ / ₄ " | 2,887 8 0 | | |
| | Do. do. ... | 500 | 96 " | 480 0 0 | | |
| | Do. do. ... | 88,500 | 69 " | 61,065 0 0 | | |
| | | | 3,40,200 | | | |
| | 5½ per cent. 2nd Indian War Bonds, 1928 | 10,000 | 101 " | 10,100 0 0 | 99 ⁴ / ₁₀ % | 9,975 0 0 |
| | 5 per cent. War Loan 1929-47 ... | 17,200 | 88 " | 15,136 0 0 | 82% | 14,104 0 0 |
| | | 3,67,400 | | 3,37,744 2 0 | | 2,14,591 0 0 |
| Worn-out Water Mains Renewal Fund. | 3½ per cent. Government Paper. | 30,500 | 103 ³ / ₄ per cent. | 31,643 13 0 | 56% | 4,13,168 0 0 |
| | Do. do. ... | 5,02,000 | Par | 5,02,000 0 0 | | |
| | Do. do. ... | 43,500 | 98 ¹ / ₄ per cent. | 42,929 1 0 | | |
| | Do. do. ... | 7,000 | 98 ¹ / ₄ " | 6,886 4 0 | | |
| | Do. do. ... | 5,000 | 96 ¹ / ₄ " | 4,881 4 0 | | |
| | Do. do. ... | 28,000 | 96 ³ / ₁₆ " | 26,982 8 0 | | |
| | Do. do. ... | 1,500 | 96 ¹ / ₄ " | 1,445 10 0 | | |
| | Do. do. ... | 1,20,300 | 69 " | 83,007 0 0 | | |
| | Do. do. ... | 13,200 | 88 " | 11,616 0 0 | | |
| | | 7,61,000 | | 7,11,291 7 0 | | 4,28,992 0 0 |
| | Carried over ... | 11,18,400 | | 10,49,035 9 0 | | 6,38,583 0 0 |

Appendix No. 5A—concluded.

| Name of Fund. | Particulars of Securities. | Face value. | Purchase rate. | Actual cost at Purchase rate. | Estimated Market rate. | Value at Market rate. | | |
|--|--------------------------------|-------------|----------------|-------------------------------|------------------------|-----------------------|-----|-----------|
| | | Rs. | | Rs. a. p. | | Rs. a. p. | | |
| | Brought forward ... | 11,18,400 | | 10,49,035 9 0 | | 6,98,583 0 0 | | |
| Net Premia, &c., on different Municipal Loans. | 3½ per cent. Government Paper. | 500 | 103½ per cent. | 518 12 0 | 56% | 6,13,816 0 0 | | |
| | Do. do. ... | 5,000 | 96½ " | 4,831 4 0 | | | | |
| | Do. do. ... | 23,000 | 96½ " | 22,166 4 0 | | | | |
| | Do. do. ... | 3,500 | 96½ " | 3,364 6 0 | | | | |
| | Do. do. ... | 2,46,200 | Par | 2,46,200 0 0 | | | | |
| | Do. do. ... | 8,16,400 | 69 per cent. | 5,63,316 0 0 | | | | |
| | Do. do. ... | 1,500 | 56 " | 840 0 0 | | | | |
| | | 10,96,100 | | 8,41,236 10 0 | | 6,13,816 0 0 | | |
| Municipal Lands and Buildings Fund. | 8½ per cent. Government Paper. | 3,39,300 | Par | 3,39,300 0 0 | 56% | 2,00,312 0 0 | | |
| | Do. do. ... | 18,300 | 69 per cent. | 12,637 0 0 | | | | |
| | Do. do. ... | 100 | 67 " | 67 0 0 | | | | |
| | Do. do. ... | 800 | 57 " | 456 0 0 | | | 48% | 984 0 0 |
| | Do. War Loan, 1929-47. | 7,300 | 88 " | 6,424 0 0 | | | 82% | 5,986 0 0 |
| Do. 5 year Bonds 1926 ... | 15,39,500 | 101 " | 15,54,896 0 0 | 99¼% | 15,35,651 4 0 | | | |
| | | 19,05,300 | | 19,13,769 0 0 | | 17,42,333 4 0 | | |
| | Grand Total ... | 41,19,800 | | 38,04,041 3 0 | | 29,94,732 4 0 | | |

W. E. WAITE,
Chief Accountant.

R. P. MASANI,
Ag. Municipal Commissioner.

Appendix

CAPITAL FUND BALANCE

| | Rs. | a. | p. | Rs. | a. | p. | Rs. | a. | p. |
|--|-------------|----|----|-------------|----|----|-------------|----|----|
| Loans Outstanding :— | | | | | | | | | |
| Due to Government— | | | | | | | | | |
| Vehar Water Works Debt | 20,14,368 | 14 | 9 | | | | | | |
| 50 Lakhs Loan for construction of Drains, Roads, etc. (Bombay Development) | 50,00,000 | 0 | 0 | | | | | | |
| 1½ Crores Loan for Water Works, Roads, Overbridges, Drainage and Sewerage | 1,00,00,000 | 0 | 0 | | | | | | |
| | | | | 1,70,14,366 | 14 | 9 | | | |
| Due to the Public:— | | | | | | | | | |
| Rs. 26,94,000 Drainage Loan of 1878 | 6,500 | 0 | 0 | | | | | | |
| 44 Lakhs Sanitary Works Loan of 1886-86 | 37,39,000 | 0 | 0 | | | | | | |
| 7 Lakhs Sanitary Works Loan of 1888 | 7,00,000 | 0 | 0 | | | | | | |
| 147 Lakhs Tansa Water Works Loan | 1,47,00,000 | 0 | 0 | | | | | | |
| 12 Lakhs Drainage and Water Works Loan | 12,00,000 | 0 | 0 | | | | | | |
| Rs. 10,08,500 Miscellaneous Works Loan | 10,08,500 | 0 | 0 | | | | | | |
| Rs. 2,48,000 Agripada House Sullage Water Connections Loan | 2,48,000 | 0 | 0 | | | | | | |
| 35 Lakhs various Sanitary Works Loan | 35,00,000 | 0 | 0 | | | | | | |
| 8 Lakhs Municipal Building Loan | 8,00,000 | 0 | 0 | | | | | | |
| 4½ Lakhs Fire Brigade Quarters and Stations Loan | 4,50,000 | 0 | 0 | | | | | | |
| 42 Lakhs Loan for repayment of Balance of Government Consolidated Loan | 42,00,000 | 0 | 0 | | | | | | |
| 28½ Lakhs Drainage and other Works Loan | 28,35,000 | 0 | 0 | | | | | | |
| 15½ Lakhs for the construction of Sewerage, Wari Bunder, &c., Roads, Burial Ground and certain Water Works | 15,75,000 | 0 | 0 | | | | | | |
| 25 Lakhs Loan for Sewerage, Water and other Sanitary Works. | 25,00,000 | 0 | 0 | | | | | | |
| Loan of Rs. 20 Lakhs for Plague charges | 10,500 | 0 | 0 | | | | | | |
| 19½ Lakhs Loan for Sewerage, Roads and other Sanitary Works | 19,25,000 | 0 | 0 | | | | | | |
| 24½ Lakhs Loan for Sewerage and Water Works | 24,75,000 | 0 | 0 | | | | | | |
| 12½ Lakhs Loan for certain Water Works of 1904-05 | 12,75,000 | 0 | 0 | | | | | | |
| 2nd 24½ Lakhs Loan for certain Sewerage Works | 24,75,000 | 0 | 0 | | | | | | |
| 19½ Lakhs Loan for the construction of Quarters for Halalkhores and Biggaries | 13,50,000 | 0 | 0 | | | | | | |
| 15 Lakhs Loan for Street Improvements | 15,00,000 | 0 | 0 | | | | | | |
| 30 Lakhs Loan for the acquisition of sites for the construction of various overbridges in the City | 30,00,000 | 0 | 0 | | | | | | |
| 55 Lakhs Loan for Miscellaneous Works | 55,00,000 | 0 | 0 | | | | | | |
| 70 Lakhs Loan for the Reduplication of Tansa Main and other Auxiliary Works | 70,00,000 | 0 | 0 | | | | | | |
| 20 Lakhs Loan for Street Improvements | 20,00,000 | 0 | 0 | | | | | | |
| 43 Lakhs Loan for Drainage, Water, Roads and Miscellaneous Works | 43,00,000 | 0 | 0 | | | | | | |
| 30 Lakhs Loan for Miscellaneous Works | 30,00,000 | 0 | 0 | | | | | | |
| 40 Lakhs Loan for the construction of sanitary Buildings acquisition of lands for Street Improvements for executing Drainage, and Water Works | 40,00,000 | 0 | 0 | | | | | | |
| 10 Lakhs Loan for the conversion of Sanitary Works Reservoir at Clerk Road into a public park... .. | 10,00,000 | 0 | 0 | | | | | | |
| | | | | 7,77,62,500 | 0 | 0 | | | |
| Carried forward Rs. ... | | | | | | | 9,47,76,866 | 14 | 9 |
| | | | | | | | 9,47,76,866 | 14 | 9 |

No. 6.

SHEET AS AT 31st MARCH 1922.

| Block Account.— | | Rs. a. p. | Rs. a. p. |
|---|--------------------------|---------------|-----------------|
| Property and Assets at original cost as per Appendix No. 8 | ... | ... | 9,63,27,388 5 0 |
| Unbooked Property.— | | | |
| Provisional figure as per valuation of 1884 pending revaluation now in progress | ... | ... | 46,37,835 11 11 |
| Land Transferred.— | | | |
| Bombay Improvement Trust | ... | ... | 17,15,389 5 11 |
| Municipal Lands and Buildings Fund:— | | | |
| Land purchased and buildings erected upto 31st March 1920 at cost. | Rs. a. p. 65,003 13 0 | | |
| Do. do. during 1921-22 | ... | 18,98,816 9 7 | |
| | | 19,58,820 6 7 | |
| Investments.— | | | |
| | Face Value. | Actual Cost. | |
| | Rs. | Rs. a. p. | |
| 5% War Loan, 1929-47 | 7,300 | 6,424 0 0 | |
| 3½% Government Promissory Notes | 3,57,700 | 3,51,994 0 0 | |
| 8% Do. do. | 800 | 456 0 0 | |
| 6% 5 years Bonds 1926... | 15,39,600 | 15,54,895 0 0 | |
| | 19,05,300 | 19,13,769 0 0 | |
| Cash in hand | ... | 147 14 3 | |
| Current Account Deposit Tata Bank | ... | 45,373 5 5 | |
| | | 19,59,290 3 8 | |
| | | | 39,16,110 10 3 |

| SINKING FUND:— | | | | | |
|---|-----------------|-----------------|----------------|----------------------------------|------------------|
| | Face Value. | Actual Cost. | Cash Deposits. | | |
| | Rs. a. p. | Rs. a. p. | Rs. a. p. | | |
| 6% LOANS SINKING FUND DEPOSIT ACCOUNT (4% BASIS)— | | | | | |
| 6% 5 year's Bonds 1926... | 1,03,700 0 0 | 1,03,700 0 0 | | | |
| 5½% Indian War Bonds 1922 | 78,100 0 0 | 78,100 0 0 | | | |
| 5½% Indian War Bonds 1923 | 62,000 0 0 | 62,000 0 0 | | | |
| Total | 2,38,800 0 0 | 2,38,800 0 0 | 79 13 8 | 2,38,879 13 8 | |
| 5% LOANS SINKING FUND DEPOSIT ACCOUNT— | | | | | |
| 6% 5 years Bonds 1926 | 3,07,400 0 0 | 3,07,400 0 0 | | | |
| 5½% War Bonds, 1922 | 2,74,900 0 0 | 2,74,900 0 0 | | | |
| 5½% do. 1923 | 61,500 0 0 | 61,500 0 0 | | | |
| 5% Municipal Debentures. | 43,88,000 0 0 | 43,88,000 0 0 | | | |
| 5% War Loan 1929/47 | 9,000 0 0 | 9,000 0 0 | | | |
| 4% Municipal Debentures. | 11,39,500 0 0 | 11,39,500 0 0 | | | |
| 4% Bombay Improvement Trust Debentures | 25,24,500 0 0 | 25,24,500 0 0 | | | |
| 4% Government Paper of the Conversion Loan of 1916-17 | 24,00,000 0 0 | 24,00,000 0 0 | | | |
| 4% Bombay Port Trust Bonds | 50,000 0 0 | 50,000 0 0 | | | |
| 5½% Indian War Bonds 1925. | 50,000 0 0 | 50,000 0 0 | | | |
| Total | 1,13,04,800 0 0 | 1,12,04,800 0 0 | 100 11 0 | 1,12,04,900 11 0 | |
| 4% LOANS SINKING FUND DEPOSIT ACCOUNT (3½% BASIS)— | | | | | |
| 5% Municipal Debentures. | 1,22,500 0 0 | 1,22,500 0 0 | | | |
| 4% Municipal Debentures... | 62,41,000 0 0 | 62,41,000 0 0 | | | |
| 4% Bombay Improvement Trust Debentures | 5,39,000 0 0 | 5,39,000 0 0 | | | |
| 4% Bombay Port Trust Bonds | 5,53,000 0 0 | 5,53,000 0 0 | | | |
| 4% Government Terminable Loan 1915-16 | 52,900 0 0 | 52,900 0 0 | | | |
| 5½% Indian War Bonds, 1923 | 67,175 0 0 | 67,175 0 0 | | | |
| 5½% do. do. 1923. | 1,84,000 0 0 | 1,84,000 0 0 | | | |
| 5½% Indian War Bonds 1925. | 1,00,000 0 0 | 1,00,000 0 0 | | | |
| 6% 5 years Bonds 1926 | 8,37,000 0 0 | 8,37,000 0 0 | | | |
| Total | 86,96,575 0 0 | 86,96,575 0 0 | 74 11 3 | 86,96,649 11 3 | |
| | | | | Sinking Fund carried forward Rs. | 2,01,40,490 3 11 |
| | | | | Carried over Rs. ... | 10,64,98,619 1 1 |

SERVANTS OF INDIA SOCIETY'S
BRANCH LIBRARY
BOMBAY

Appendix

CAPITAL FUND BALANCE

| | Rs. | a. | p. | Rs. | a. | p. | Rs. | a. | p. | | |
|--|---------------|----|----|-----|----|-------------|-------------|----|--------------|---|---|
| Brought over Rs. ... | | | | | | | 9,47,76,866 | 14 | 9 | | |
| Bombay Improvement Trust.— | | | | | | | | | | | |
| Book Value of Municipal Land at Agripada Transferred ... | | | | | | | 17,15,389 | 5 | 11 | | |
| Municipal Lands and Buildings Fund ... | | | | | | | 89,18,110 | 10 | 3 | | |
| Mahim Development Scheme Fund— | | | | | | | | | | | |
| Advanced from Government and other Receipts... .. | | | | | | | 32,26,822 | 2 | 2 | | |
| Surplus— | | | | | | | | | | | |
| CAPITAL ASSETS AT ORIGINAL COST OVER LIABILITIES :— | | | | | | | | | | | |
| Sinking Funds on Loans | 2,49,99,840 | 12 | 7 | | | | | | | | |
| Loans repaid, etc. | 86,32,232 | 8 | 6 | | | | | | | | |
| Unbooked Property | 45,87,835 | 11 | 11 | | | | | | | | |
| Contributions from Special Funds | 8,31,291 | 0 | 3 | | | | | | | | |
| " " G. I. P. Ry. | 8,74,000 | 0 | 0 | | | | | | | | |
| " " Port Trust | 1,56,500 | 0 | 0 | | | | | | | | |
| " " Government for Schools | 2,98,346 | 10 | 3 | | | | | | | | |
| " " Water Mains Renewal Fund | 2,11,579 | 9 | 9 | | | | | | | | |
| Premia on Loans | 2,93,648 | 11 | 11 | | | 4,08,35,414 | 12 | 2 | | | |
| Deduct— | | | | | | | | | | | |
| Balance of Plague Loan | • 10,600 | 0 | 0 | | | | | | | | |
| Assets written off | Rs. 2,92,469 | 15 | 0 | | | | | | | | |
| | " 28,080 | 0 | 0 | | | | | | | | |
| | Ra. 3,20,529 | 15 | 0 | | | | | | | | |
| " " in 1919-20 | " 1,26,718 | 10 | 9 | | | | | | | | |
| | 4,47,248 | 9 | 9 | | | 4,57,748 | 9 | 9 | 3,98,77,666 | 2 | 5 |
| Total Bs. ... | | | | | | | | | 14,36,14,755 | 3 | 6 |

* Transferred to the General Fund, and shown as outstanding liabilities in Appendix No. 5.

W. E. WAITE,
Chief Accountant.

No. 6—concluded.

SHEET AS AT 31st MARCH 1922.

| | | | Rs. a. p. | | | Rs. a. p. | | |
|--|-----------|-------|--------------------------------------|-------|--------------|------------------|--------------|-------|
| | | | Brought over Rs. ... | | | 10,84,98,619 1 | | |
| | | | Sinking Fund brought over Rs. | | | 2,01,40,430 8 11 | | |
| | | | Face Value. | | Actual Cost. | | Cash Deposit | |
| | | | Rs. | a. p. | Rs. | a. p. | Rs. | a. p. |
| 4 % LOANS SINKING FUND DEPOSIT ACCOUNT (3 % BASIS)— | | | | | | | | |
| 6% 5 years Bonds 1926 ... | 1,63,500 | 0 0 | 1,63,500 | 0 0 | | | | |
| 5½% Indian War Bonds 1923 | 1,45,400 | 0 0 | 1,45,400 | 0 0 | | | | |
| do. do. 1923... .. | 1,36,600 | 0 0 | 1,36,600 | 0 0 | | | | |
| do. do. 1925... .. | 6,00,000 | 0 0 | 6,00,000 | 0 0 | | | | |
| 4 % Municipal Debentures | 33,39,000 | 0 0 | 33,39,000 | 0 0 | | | | |
| 5% do. do. ... | 1,000 | 0 0 | 1,000 | 0 0 | | | | |
| 5% War Loan 1929-47 ... | 15,400 | 0 0 | 15,400 | 0 0 | | | | |
| Total ... | 44,00,900 | 0 0 | 44,00,900 | 0 0 | 39 | 0 8 | 44,00,939 | 0 8 |
| 3½% LOANS SINKING FUND DEPOSIT ACCOUNT— | | | | | | | | |
| 4% Bombay Improvement Trust Debentures ... | 4,11,500 | 0 0 | 4,08,701 | 9 0 | | | | |
| 4% Municipal Debentures. | 22,500 | 0 0 | 22,500 | 0 0 | | | | |
| 5% do. do. ... | 27,000 | 0 0 | 27,000 | 0 0 | | | | |
| Total ... | 4,61,000 | 0 0 | 4,58,201 | 9 0 | 269 | 15 0 | 4,58,471 | 8 0 |
| SURPLUS LOAN FUNDS— | | | | | | | | |
| 6½% Bombay Development Loan Bonds | 6,11,000 | 0 0 | 6,11,000 | 0 0 | | | | |
| 6% Bonds 1926 | 16,85,500 | 0 0 | 17,02,355 | 0 0 | | | | |
| 4% Municipal Debentures. | 30,00,000 | 0 0 | 30,50,000 | 0 0 | | | | |
| 5½% War Bonds 1923 ... | 2,00,000 | 0 0 | 2,00,000 | 0 0 | | | | |
| 6% 5 years Bonds 1926 ... | 1,500 | 0 0 | 1,500 | 0 0 | | | | |
| Cash on Fixed Deposit ... | | | | | 26,50,000 | 0 0 | | |
| do. Current Account. | | | | | 9,467 | 9 8 | | |
| Investments Sterling Exchange Account ... | | | | | 6,15,050 | 10 5 | | |
| Cash with the Imperial Bank | | | | | 100 | 0 0 | | |
| Total ... | 54,98,000 | 0 0 | 55,14,855 | 0 0 | 32,74,618 | 3 8 | 87,89,478 | 3 8 |
| MAHIM DEVELOPMENT SCHEME FUND— | | | | | | | | |
| Expenditure | | | | | | | 9,59,187 | 3 1 |
| 6½% Bombay Development Loan | 10,58,500 | 0 0 | 10,58,500 | 0 0 | | | | |
| Total ... | 10,58,500 | 0 0 | 10,58,500 | 0 0 | 134 | 8 11 | 10,58,634 | 8 11 |
| Balance in General Fund ... | | | | | | | 12,09,000 | 6 2 |
| Total Rs. ... | | | | | | | 14,35,14,755 | 5 6 |

† Of this Rs. 87,82,306-0-8 belong to Water Works Account. *Vide* page 119.

(a) For Face and Market value of each kind of security held in the Sinking Funds, please see Appendix No. 6A attached.

R. P. MASANI,
Ag. Municipal Commissioner.

Appendix No. 6A.

Comparison of Face, Purchase and Market Values at 31st March 1922 of the different Securities held in the Sinking Funds.

N. B.—Special attention is invited to para. 42 of Chief Accountant's Report.

| Name of Fund. | Particulars of Securities. | Face value. | Purchase rate. | Actual cost at Purchase rate. | Market rates. | Value at Market rates. |
|---|---|-------------|-----------------|-------------------------------|--------------------|------------------------|
| | | Rs. | | Rs. a. p. | | Rs. a. p. |
| 6 per cent. Loans Sinking Fund Deposit Account. (4 per cent. Basis). | 6 per cent. 5 year Bonds, 1926.. | 1,03,700 | Par | 1,03,700 0 0 | 99 $\frac{3}{4}$ % | 1,03,440 12 0 |
| | 5 $\frac{1}{2}$ " " Indian War Bonds, 1923, | 62,000 | " | 62,000 0 0 | 99 $\frac{1}{2}$ % | 61,767 8 0 |
| | 5 $\frac{1}{2}$ per cent. Indian War Bonds, 1922. | 73,100 | " | 73,100 0 0 | 99 $\frac{1}{2}$ % | 72,825 14 0 |
| | Total ... | 3,36,800 | | 2,38,800 0 0 | | 2,39,034 2 0 |
| 5 per cent. Loans Sinking Fund Deposit Account. | 5 $\frac{1}{2}$ per cent. War Bonds, 1922 .. | 2,74,900 | " | 2,74,900 0 0 | 99 $\frac{1}{2}$ % | 2,73,869 2 0 |
| | 5 $\frac{1}{2}$ per cent. War Bonds 1923 ... | 61,500 | " | 61,500 0 0 | ... | 61,269 6 0 |
| | 5 per cent. War Loan 1929-47 ... | 9,000 | " | 9,000 0 0 | 82 $\frac{1}{2}$ % | 7,380 0 0 |
| | 5 per cent. Municipal Debentures. | 43,88,000 | " | 43,88,000 0 0 | 94 $\frac{1}{2}$ % | 41,46,660 0 0 |
| | 4 per cent. Municipal Debentures. | 11,39,500 | " | 11,39,500 0 0 | 96 $\frac{1}{2}$ % | 10,99,617 8 0 |
| | 4 per cent. Bombay Improvement Trust Debentures. | 25,24,500 | " | 25,24,500 0 0 | 65 $\frac{1}{2}$ % | 16,40,925 0 0 |
| | 4 per cent. Government Paper of the Conversion Loan of 1916-17. | 24,00,000 | " | 24,00,000 0 0 | 75% | 18,00,000 0 0 |
| | 4 per cent. Bombay Port Trust Bonds. | 50,000 | " | 50,000 0 0 | 65 $\frac{1}{2}$ % | 32,500 0 0 |
| | 5 $\frac{1}{2}$ per cent. Indian War Bonds, 1925. | 50,000 | " | 50,000 0 0 | 99 $\frac{1}{2}$ % | 49,875 0 0 |
| | 6 per cent. 5 year Bonds, 1926... | 3,07,400 | " | 3,07,400 0 0 | ... | 3,06,631 8 0 |
| Total Rs. ... | 1,12,04,800 | | 1,12,04,800 0 0 | | 94,18,727 8 0 | |
| 4 per cent. Loans Sinking Fund Deposit Account (3 $\frac{1}{2}$ per cent. Basis). | 4 per cent. Municipal Debentures. | 62,41,000 | " | 62,41,000 0 0 | 96 $\frac{1}{2}$ % | 60,22,565 0 0 |
| | 5 " " ... | 1,22,500 | " | 1,22,500 0 0 | 94 $\frac{1}{2}$ % | 1,15,762 8 0 |
| | 4 per cent. Bombay Improvement Trust Debentures. | 5,39,000 | " | 5,39,000 0 0 | 65% | 3,50,350 0 0 |
| | 4 per cent. Bombay Port Trust Bonds. | 5,53,000 | " | 5,53,000 0 0 | 65 $\frac{1}{2}$ % | 3,59,450 0 0 |
| | 4 per cent. Government Terminable Loan 1915-16. | 52,900 | " | 52,300 0 0 | 96 $\frac{1}{2}$ % | 50,784 0 0 |
| | 5 $\frac{1}{2}$ per cent. Indian War Bonds 1922. | 67,175 | " | 67,175 0 0 | 99 $\frac{1}{2}$ % | 66,925 2 0 |
| | Do. 1925. | 1,00,000 | " | 1,00,000 0 0 | 99 $\frac{1}{2}$ % | 99,750 0 0 |
| | Do. 1923. | 1,84,000 | " | 1,84,000 0 0 | 99 $\frac{1}{2}$ % | 1,83,310 0 0 |
| | 6 per cent. 5 years Bonds, 1926. | 8,37,000 | " | 8,37,000 0 0 | 99 $\frac{1}{2}$ % | 8,34,907 8 0 |
| | Total Rs. ... | 86,96,575 | | 86,96,575 0 0 | | 80,83,802 2 0 |
| Carried over Rs. ... | 2,01,40,175 | | 2,01,40,175 0 0 | | 1,77,40,568 12 0 | |

Appendix No. 6A—concluded.

| Name of Fund. | Particulars of Securities. | Face value. | Purchase rate. | Actual cost at Purchase rate. | Market rates. | Value at Market rates. | |
|---|--|-----------------------------------|----------------|-------------------------------|---------------|------------------------|------------|
| | | Rs. | | Rs. a. p. | | Rs. a. p. | |
| | Brought forward Rs.... | 2,01,40,175 | | 2,01,40,175 0 0 | | 1,77,40,563 12 0 | |
| 4 per cent. Loans Sinking Fund Deposit Account (3 per cent. Basis). | 5½ per cent. Indian War Bonds (1926.) | 6,00,000 | Par | 6,00,000 0 0 | 99½% | 5,98,500 0 0 | |
| | 5½ per cent. Indian War Bonds (1922.) | 1,45,400 | " | 1,45,400 0 0 | 99½% | 1,44,854 12 0 | |
| | 5½ per cent. Indian War Bonds (1923.) | 1,36,600 | " | 1,36,600 0 0 | 99½% | 1,36,087 12 0 | |
| | 4 per cent. Municipal Debentures. | 33,39,000 | " | 33,39,000 0 0 | 96½% | 32,22,135 0 0 | |
| | 5 per cent. " " " | 1,000 | " | 1,000 0 0 | 94½% | 945 0 0 | |
| | 6 per cent. 5 year Bonds, 1926 ... | 1,63,600 | " | 1,63,600 0 0 | 99½% | 1,63,091 4 0 | |
| | 5 " " War Loan 1929-47... | 15,400 | " | 15,400 0 0 | 82% | 12,628 0 0 | |
| | Total Rs. .. | 44,00,900 | | 44,00,900 0 0 | | 42,78,241 12 0 | |
| 3½ per cent. Loans Sinking Fund Deposit Account. | 4 per cent. Bombay Improvement Trust Debentures. | 2,90,200 | Par | 2,90,200 0 0 | | | |
| | Do. ... | 500 | 101½ per cent. | 508 7 0 | | | |
| | Do. ... | 500 | 101½ " | 505 10 0 | | | |
| | Do. ... | 3,600 | 101 " | 3,636 0 0 | | | |
| | Do. ... | 11,500 | 100½ " | 11,600 10 0 | | | |
| | Do. ... | 800 | 99½ " | 794 0 0 | | | |
| | Do. ... | 500 | 99½ " | 495 10 0 | | | |
| | Do. ... | 600 | 98½ " | 590 10 0 | | | |
| | Do. ... | 4,500 | 98½ " | 4,426 14 0 | | | |
| | Do. ... | 12,100 | 98½ " | 11,888 4 0 | | | |
| | Do. ... | 29,300 | 98½ " | 28,768 15 0 | | | |
| | Do. ... | 600 | 98½ " | 588 12 0 | 65% | 2,67,475 0 0 | |
| | Do. ... | 13,700 | 97½ " | 13,391 12 0 | | | |
| | Do. ... | 700 | 97½ " | 682 15 0 | | | |
| | Do. ... | 1,100 | 97½ " | 1,072 8 0 | | | |
| | Do. ... | 500 | 96½ " | 484 6 0 | | | |
| | Do. ... | 12,000 | 96½ " | 11,580 0 0 | | | |
| | Do. ... | 12,700 | 96½ " | 12,231 11 0 | | | |
| | Do. ... | 700 | 96½ " | 672 7 0 | | | |
| | Do. ... | 500 | 96 " | 480 0 0 | | | |
| | Do. ... | 500 | 95½ " | 479 1 0 | | | |
| | Do. ... | 500 | 95½ " | 478 7 0 | | | |
| | Do. ... | 700 | 95½ " | 667 10 0 | | | |
| | Do. ... | 1,200 | 94½ " | 1,157 0 0 | | | |
| | Do. ... | 12,000 | 94½ " | 11,340 0 0 | | | |
| | | 4 per cent. Municipal Debentures. | 22,500 | Par | 22,500 0 0 | 96½% | 21,712 8 0 |
| | | 5 per cent. Do. ... | 27,000 | " | 27,000 0 0 | 94½% | 25,515 0 0 |
| | Total Rs. ... | 4,61,000 | | 4,58,201 9 0 | | 3,14,702 8 0 | |
| | Grand Total Rs. ... | 2,50,02,075 | | 2,49,99,276 9 0 | | 2,23,33,508 0 0 | |

W. E. WAITE,
Chief Accountant.

R. P. MASANI,
Ag. Municipal Commissioner.

Appendix

STATEMENT showing (1) the various Municipal Loans and their Amounts, (2) the Expenditure meet the cost of New Works, &c., and (4) Invest

| Serial No. | NAME AND DATE OF LOAN. | Amount raised. | Transferred to meet the cost of New Works provided out of savings. | Net Amount available for expenditure. | EXPENDITURE | |
|------------|--|-----------------|--|---------------------------------------|---|-------------------------|
| | | | | | A—Buildings, Lands and Sanitary Structures. | B—Roads and Over-bridge |
| 1 | | 2 | 3 | 4 | 5 | 6 |
| | | Rs. | Rs. a. p. | Rs. a. p. | Rs. a. p. | Rs. a. |
| 1 | Drainage Loan of 1878 | 26,84,000 | -24,719 6 0 | 26,89,280 10 0 | | |
| 2 | Surface Drainage Works | 6,00,000 | | 6,00,000 0 0 | | |
| 3 | Sanitary Works Loan (44 lakhs).. .. . | 44,00,000 | -79,462 9 2 | 43,20,537 6 10 | ₹ 84,893 9 0 | 1,41,500 1 |
| 4 | Tansa Water Works (147 lakhs) | 1,47,00,000 | -4,496 1 0 | 1,46,95,503 15 0 | | |
| 5 | Sanitary Works Loan of 1887-88.. .. . | 7,00,000 | -95,421 10 8 | 6,04,578 5 4 | | |
| 6 | Sewerage Works and Water Supply Improvement (12 lakhs) | 12,00,000 | -2,18,531 7 10 | 9,81,468 8 2 | | |
| 7 | Markets and other Miscellaneous Works (Rs. 10,08,500) | 10,08,500 | -2,57,299 4 8 | 7,51,200 11 4 | 4,86,906 2 8 | 89,683 6 |
| 8 | House Sullage Water Connections, Agripada.. .. . | 2,48,000 | -14,466 2 2 | 2,33,533 13 10 | | |
| 9 | Various Sanitary Works (55 lakhs) | 55,00,000 | -4,09,579 7 4 | 50,90,420 8 8 | **5,83,193 12 2 | 14,91,224 2 |
| 10 | New Municipal Office Building (8 lakhs) | 8,00,000 | -66,939 13 0 | 7,33,060 8 0 | † 7,33,060 8 0 | |
| 11 | Fire Brigade Quarters and Stations (4½ lakhs) | 4,50,000 | -46,679 9 11 | 4,03,320 6 1 | 4,03,320 6 1 | |
| 12 | Drainage, Water Works, Roads and other Works (22½ lakhs) | 22,25,000 | -2,77,249 3 7 | 20,47,750 12 5 | | 1,47,784 8 |
| 13 | Sewerage, Wari Bunder, &c., Roads, Burial-ground and certain Water Works (16½ lakhs) | 15,75,000 | -4,32,482 5 11 | 11,42,517 10 1 | | † 8,46,745 6 |
| 14 | Sewerage Water and other Sanitary Works (35 lakhs) | 35,00,000 | -37,383 11 0 | 24,62,616 5 0 | | |
| 15 | Plague Charges (20 lakhs).. .. . | 20,00,000 | | 20,00,000 0 0 | | |
| 16 | Sewerage, Roads and other Sanitary Works (19½ lakhs) | 19,35,000 | -2,28,891 3 4 | 18,96,108 12 8 | | |
| 17 | Sewerage and Water Works (24½ lakhs) | 24,75,000 | -4,11,753 2 7 | 20,63,246 13 5 | | |
| 18 | Certain Water Works (12½ lakhs) | 12,75,000 | -1,74,943 15 1 | 11,00,056 0 11 | | |
| 19 | Sewerage Works (2nd 24½ lakhs).. .. . | 24,75,000 | -2,40,268 9 9 | 22,34,731 6 8 | | |
| 20 | Construction of Quarters for Halalkhores and Bigaries (13½ lakhs) | 13,50,000 | -88,337 2 1 | 13,61,662 13 11 | 11,50,468 13 9 | |
| 21 | Street Improvements (15 lakhs) | 15,00,000 | | 15,00,000 0 0 | | 15,00,000 0 |
| 22 | Acquisition of sites for Overbridges (30 lakhs) | 30,00,000 | -14,480 15 4 | 29,85,519 0 8 | | 24,35,030 0 |
| 23 | Miscellaneous Works (55 lakhs).. .. . | 55,00,000 | -3,41,117 2 4 | 51,58,882 13 8 | ₹ 11,221 10 4 | 1,73,261 4 |
| 24 | Tansa Reduplication (70 lakhs).. .. . | 70,00,000 | -9,262 15 7 | 69,90,737 0 5 | | |
| 25 | Street Improvements (20 lakhs) | 20,00,000 | | 20,00,000 0 0 | | 20,00,000 0 |
| 26 | Drainage, Water Works and Miscellaneous Works (43 lakhs) | 43,00,000 | -3,24,951 5 10 | 39,75,048 10 2 | 5,91,315 5 4 | 5,73,072 4 |
| 27 | Sanitary Works, Drainage and Miscellaneous Works (2nd 30 lakhs Loan) | 30,00,000 | -6,192 11 4 | 29,93,807 4 8 | 9,03,130 13 9 | 30,807 4 |
| 28 | Miscellaneous Works and Water Works (40 lakhs).. .. . | 40,00,000 | -13,248 14 2 | 39,86,751 1 10 | 9,33,237 4 0 | 10,75,294 2 |
| 29 | Miscellaneous Works and Water Works (50 lakhs) | 50,00,000 | -4,729 5 11 | 49,95,270 10 1 | 11,01,152 12 10 | 6,97,853 6 |
| 30 | Filling in Storm Water Reservoir (10 lakhs from Turf Club) | 10,00,000 | -179 3 4 | 9,99,820 10 6 | | |
| 31 | Miscellaneous Works and Water Works (Including Tansa Triplication Works 1½ crors Loan) | 1,00,00,000 | | 10,00,000 0 0 | 2,01,081 5 0 | 18,91,056 11 |
| 32 | Works executed out of Savings on Loans | (a) 9,45,00,500 | -38,23,295 9 11 | 9,06,77,204 6 1 | 80,84,992 1 11 | 1,19,95,262 13 |
| | | | | 38,49,580 9 11 | 6,39,961 14 4 | 6,39,493 7 |
| | Total Rs. | | | 9,45,26,785 0 0 | 87,24,954 0 3 | 1,26,33,758 5 |

* Including Rs. 1,34,031-18-3 written-off in 1902-03 on account of properties not then existing.

† Excluding Rs. 7,34,326-8-8 paid out of the Invested Fund.

‡ Excluding Rs. 1,56,500-0-0 contributed by the Port Trust.

†† Including Rs. 98,438-1-9 written-off in 1902-03 on account of properties not then existing.

§ Including Rs. 20,00,000 paid on account of Plague charges.

¶ Excluding Rs. 2,40,000 paid out of the Premia received on the Loan.

** Including Rs. 40,499-14-11 written-off in 1919-20 on account of properties not then existing.

††† Including Rs. 8,912-13-9 written-off in 1919-20 on account of properties not then existing.

W. E. WAITE,
Chief Accountant.

No. 7.

incurred against each of them, (3) the Amounts withdrawn temporarily from their unutilized Balances to Balances of the Loans on 31st March 1922.

| ON WORKS UPTO 31ST MARCH 1922. | | | | | | Balance un- expended on 1st April 1922. | Amount ad- vanced to meet the cost of sanctioned New Works, for which loans are to be raised. | Balances invested. |
|--------------------------------|-------------------|--|-------------------------------------|-----------------------|---|---|---|-----------------------|
| C—Drainage. | D—Water Works. | E—Cemeteries (Burning and Burial- grounds). | F—Disposal of Town Sweepings. | G—Miscellane- ous. | Total Amount expended on works upto 31st March 1922. | | | |
| 7 | 8 | 9 | 10 | 11 | 12 | 13 | 14 | 15 |
| Rs. a. p. | Rs. a. p. | Rs. a. p. | Rs. a. p. | Rs. a. p. | Rs. a. p. | Rs. a. p. | Rs. a. p. | Rs. a. p. |
| 16,52,449 12 9 | 10,16,980 13 3 | | | | 26,69,280 10 0 | | | |
| 6,00,000 0 0 | | | | | 6,00,000 0 0 | | | |
| 11,21,98,166 0 8 | 18,95,947 12 1 | | | | 48,20,507 6 10 | | | |
| | 1,46,95,503 15 0 | | | | 1,46,95,503 15 0 | | | |
| 4,62,337 0 0 | 1,42,241 5 4 | | | | 6,04,578 5 4 | | | |
| 9,01,437 8 2 | 80,081 5 0 | | | | 9,81,468 8 1 | | | |
| 68,896 14 10 | 1,16,214 8 2 | | | | 7,51,200 11 4 | | | |
| 3,33,833 13 10 | | | | | 2,13,533 12 10 | | | |
| 13,364 7 3 | 7,36,781 8 6 | | 1,08,918 8 8 | | 36,84,327 2 4 | 4,493 5 4 | 4,493 6 4 | |
| | | | | | 7,33,060 3 0 | | | |
| | | | | | 4,03,329 6 1 | | | |
| 17,44,802 15 5 | 1,49,522 5 7 | | 5,890 14 1 | | 20,47,760 12 6 | | | |
| 5,69,077 1 0 | 12,842 13 10 | 2,11,652 4 5 | | | 11,42,317 10 1 | | | |
| 11,25,083 14 4 | 3,04,368 6 8 | 3,49,284 0 0 | 7,34,000 0 0 | | 24,62,616 5 0 | | | |
| | | | | 20,00,000 0 0 | 20,00,000 0 0 | | | |
| 14,53,568 3 4 | | 47,680 4 4 | 50,537 5 0 | 4,945 8 6 | 14,56,730 5 2 | 1,39,378 7 6 | 1,39,378 7 6 | |
| 17,16,596 0 7 | 3,54,554 8 11 | | | | 16,71,150 9 6 | 92,096 3 11 | 92,096 3 11 | |
| | 10,94,278 6 8 | | | | 10,94,278 6 8 | 4,777 11 3 | 4,777 11 3 | |
| 18,47,307 6 3 | | | | | 18,47,307 6 3 | 3,67,428 0 0 | 3,67,428 0 0 | |
| | | | | | 11,50,483 13 9 | 1,11,304 0 2 | 1,11,304 0 2 | |
| | | | | | 15,00,000 0 0 | | | |
| | | | | | 24,35,030 0 11 | 5,50,488 15 9 | 5,50,488 15 9 | |
| 31,49,928 14 4 | 3,70,044 7 3 | 94,309 6 9 | | 43,808 15 9 | 47,46,969 11 1 | 4,11,913 2 7 | 3,26,819 7 3 | 88,098 11 4 |
| | 69,90,891 7 5 | | | | 69,90,891 7 5 | 46 9 0 | | 46 9 0 |
| | | | | | 20,00,000 0 0 | | | |
| 20,32,275 1 9 | 1,10,178 14 0 | | | 1,62,949 11 1 | 34,49,689 4 7 | 5,25,359 5 7 | | 5,25,359 5 7 |
| 15,82,694 5 1 | | 51,500 0 0 | | | 26,88,192 7 6 | 4,28,614 13 2 | | 4,28,614 13 2 |
| 3,54,974 5 3 | 9,37,889 9 7 | | | | 38,00,955 4 11 | 1,85,796 12 11 | | 1,85,796 12 11 |
| 3,95,838 12 1 | 4,00,000 0 0 | 38,239 8 2 | 35,985 2 0 | | 30,89,057 9 6 | 16,06,203 0 7 | | 19,06,203 0 7 |
| | | | | 9,99,820 10 8 | 9,99,820 10 8 | | | |
| 3,74,591 4 0 | 23,06,367 11 7 | | | 2,92,722 12 1 | 44,66,819 12 5 | 53,38,180 8 7 | | 53,38,180 8 7 |
| 1,34,86,619 6 11 | 3,14,73,637 3 9 | 8,19,645 7 8 | 10,76,328 13 9 | 34,90,748 10 1 | 84,03,927 9 9 | 1,02,76,976 12 4 | 16,14,684 4 2 | 66,04,293 8 2 |
| 14,62,746 13 1 | 9,61,135 3 8 | 23,278 9 6 | 38,684 2 0 | 21,602 4 7 | 37,92,903 6 8 | 56,677 3 8 | | 56,677 3 8 |
| 2,49,26,365 4 0 | 3,24,34,772 7 0 | 8,25,924 1 2 | 11,14,010 18 9 | 35,31,345 14 8 | 84,41,911 0 5 | 1,03,35,658 15 7 | 16,14,684 4 2 | 87,20,969 11 5 |

| | | | |
|--|------------------|------------------|----------------|
| Less—Old Workshops and Stores shed (Amount realised by sale of old property) | Rs. 94,768 8 3 | | |
| Deduct—Amount appropriated to meet expenditure on New Workshops | 30,395 0 0 | | |
| | | Cr. 68,503 8 3 | 68,503 8 3 |
| Total Rs. .. | 8,41,22,627 8 2 | 1,04,04,167 7 10 | 118,14,684 4 2 |
| Add—Amount of Advances in column 14 .. | 16,14,684 4 2 | | |
| Grand Total .. | 8,57,37,311 12 4 | (b) | |

| | | |
|---|---------------------|---------------------|
| (a) Amount of Loans raised | Rs. 9,45,00,500 0 0 | |
| Add—Old Workshops savings added | 26,285 0 0 | Rs. 9,45,26,785 0 0 |
| (b) Amount expended | | 8,57,37,311 12 4 |
| Invested Balance (vide Appendix 6, page 77) | | Rs. 87,89,478 3 8 |

1 Of this Rs. 5,34,631-8-2 belong to Water Works Account (vide page 121).

R. P. MASANI,
Ag. Municipal Commissioner.

Appendix No. 8.

Block Account showing details of Capital Expenditure up to 31st March 1921.

| | Capital Expenditure up to 31st March 1921. | Expended during the year. | Total Capital Expenditure up to 31st March 1922. | GRAND TOTAL. |
|---|--|---------------------------|--|--------------|
| | Rs. a. p. | Rs. a. p. | Rs. a. p. | Rs. a. p. |
| A.—BUILDINGS, LANDS AND SANITARY STRUCTURES— | | | | |
| MARKETS AND SLAUGHTER HOUSES— | | | | |
| Extending and Improving the Arthur Crawford Market | | | | |
| Crawford Market | 65,952 0 1 | 45,580 2 3 | 1,11,482 2 4 | |
| Bandra Slaughter Houses | 2,34,297 12 8 | | 2,34,297 12 8 | |
| Null Bazar Market | 1,50,770 1 7 | | 1,50,770 1 7 | |
| Fort Market | 22,066 7 11 | | 22,066 7 11 | |
| Arthur Crawford Market | 11,39,410 11 6 | | 11,39,410 11 6 | |
| Market at Colaba | 94,398 15 11 | | * 94,398 15 11 | |
| Extension of Erskine Road Market | 4,31,666 11 11 | | † 4,31,666 11 11 | |
| Extension of the Arthur Crawford Mutton Market | | | | |
| Mutton Market | 42,754 2 9 | | 42,754 2 9 | |
| Bhuleswar Market Extension | 8,22,817 1 11 | | 3,22,817 1 11 | |
| Labourers' Quarters in connection with the Arthur Crawford Market | | | | |
| Provision of cold storage at Arthur Crawford Markets | 9,518 14 3 | | 9,518 14 3 | |
| Construction of shops on the western and southern sites at the Arthur Crawford Markets, Hornby Road | 20,224 13 10 | 1,22,789 7 11 | 1,43,014 5 9 | |
| Renewing the two blocks of the Butchers' Chawl at the Bandra Slaughter Houses | 4,822 7 10 | | 4,822 7 10 | |
| Currey Road Market | 22,020 5 4 | | 22,020 5 4 | |
| Market at Chowpati | 15,252 5 10 | | 15,252 5 10 | |
| Market at Elphinstone Road | 63 0 0 | | 63 0 0 | |
| Market at Elphinstone Road | 15,242 13 8 | | 15,242 13 8 | |
| Constructing a Chawl of 52 rooms at the Bandra Slaughter Houses | 31,240 0 8 | | 31,240 0 8 | |
| Market at Kamatipura | 50,644 11 2 | | 50,644 11 2 | |
| Filling in ground at Bandra Slaughter Houses | 8,948 5 11 | 13,298 12 1 | 22,247 2 0 | |
| Carrying out improvements, constructing sheep pen and labourer's chawls, &c., at Bandra Slaughter Houses | 9,273 1 11 | 83,963 6 7 | 43,236 8 6 | |
| Constructing a new Pork Market at Dhobi Talao | | 20,890 13 4 | 20,890 13 4 | |
| Construction of a Poultry House in the Arthur Crawford Markets | | 442 11 5 | 442 11 5 | |
| | 26,91,830 2 8 | 2,36,915 5 7 | 29,28,295 8 8 | |
| FIRE BRIGADE— | | | | |
| Land and Buildings for Fire Brigade | 4,03,320 6 1 | | 4,03,320 6 1 | |
| Construction of additional quarters for the Fire Brigade Staff at Byculla Fire Brigade Station | 30,995 8 8 | | 30,995 8 8 | |
| Construction of an Engine House and Foreman's quarters at the Sankli Tank Fire Brigade Station | 26,552 13 0 | | 26,552 13 0 | |
| Constructing additional rooms and adding a storey over several Fire Brigade Stations to provide accommodation for additional staff | 12,437 5 7 | | 12,437 5 7 | |
| Construction of a Fire Brigade Station at Elphinstone Bridge Road | 62,608 13 5 | | 62,608 13 5 | |
| Providing living and other accommodation at the Gowalia Tank Road, Babula Tank, Chinchpokli and Sankli Tank Fire Brigades Stations | 12,527 2 2 | | 12,527 2 2 | |
| Constructing Lascars' Quarters, &c., at Gowalia Tank Fire Brigade Station | 8,983 1 10 | | 8,983 1 10 | |
| Constructing new quarters for an Engineer and ten Lascars at Sankli Tank Fire Brigade Station | 13,537 13 11 | | 13,537 13 11 | |
| Construction of a cook-room in connection with the existing Engineer's Quarters and two nahania in connection with the Lascars' quarters at Sankli Tank Fire Brigade Station | 1,382 10 3 | | 1,382 10 3 | |
| Construction of an additional storey over the Bhuleswar Fire Brigade Station | 6,902 12 3 | | 6,902 12 3 | |
| Acquisition of land for a new Fire Brigade Station for the Fort District. Additions to Lascars' Chawls at Fire Brigade Station, Byculla | 95,600 0 0 | | 95,600 0 0 | |
| | | 648 10 5 | 648 10 5 | |
| | 6,74,848 7 2 | 648 10 5 | 6,75,497 1 7 | |
| WORKSHOPS— | | | | |
| Workshop and Store shed | 6,000 0 0 | Cr. 15 0 0 | 5,985 0 0 | |
| Construction of new Municipal Workshops at Foras Road | 5,40,802 3 5 | | 5,40,802 3 5 | |
| | 5,46,802 3 5 | Cr. 15 0 0 | 5,46,787 3 5 | |
| A.—Buildings, Lands and Sanitary Structures—Carried over | Rs. ... | | | |
| | 39,18,030 13 8 | 2,37,549 0 0 | 41,50,579 13 8 | |

* Inclusive of Rs. 21,940 paid out of the premia received on the loan.

† Inclusive of Rs. 31,908-11-11 paid out of the premia received on the loan.

Appendix No. 8—continued.

| | Capital Expenditure upto 31st March 1921. | Expended during the year. | Total Capital Expenditure upto 31st March 1922. | GRAND TOTAL. |
|--|---|------------------------------|---|--------------|
| | Rs. a. p. | Rs. a. p. | Rs. a. p. | Rs. a. p. |
| A—Buildings, Lands and Sanitary Structures—brought forward ... | Rs. ... 89,13,080 13 3 | 2,37,549 0 0 | 41,50,579 13 3 | |
| STABLES, CHAWLS AND QUARTERS (HEALTH DEPARTMENT)— | | | | |
| Enlargement of Dhobi lines at Mahaluxmi ... | 28,499 12 3 | | 28,499 12 3 | |
| Health Department stables at Bori Bunder ... | 43,677 13 3 | | 43,677 13 3 | |
| Establishment charges for the above three works ... | 8,803 2 6 | | 8,803 2 6 | |
| Health Department Bullock stables and Quarters for scavengers ... | 1,23,897 4 11 | | 1,23,897 4 11 | |
| Chawl for halalkhores in Cursetji Suk-laji Street ... | 88,460 8 2 | | 88,460 8 2 | |
| Construction of chawls, &c., for halalkhores at Valpakhadi (Mazagon) ... | 2,31,478 6 9 | | 2,31,478 6 9 | |
| Construction of semi-permanent huts for biggaries at Arthur Road ... | 28,379 0 10 | | 28,379 0 10 | |
| Construction of chawls for halalkhores, &c., at Cochin Street, Fort ... | 66,554 5 6 | | 66,554 5 6 | |
| Construction of stables for the Health Department on the Grant Road Hospital site ... | 47,334 4 7 | | 47,334 4 7 | |
| Construction of the Sankli Tank Bullock Hospital with residential quarters for Inspector and Shalotri ... | 1,34,428 6 6 | | 1,34,428 6 6 | |
| Construction of a stable for bullocks of Night Branch and an office at Arthur Road ... | 64,655 2 4 | | 64,655 2 4 | |
| Construction of stables and chawls for B Ward at Jail Road, North ... | 1,65,522 11 4 | | 1,65,522 11 4 | |
| Construction of stables and chawls for D Ward bullocks and biggaries at Annesley Road ... | 1,37,998 10 3 | | 1,37,998 10 3 | |
| Construction of chawls for biggaries at Arthur Road ... | 1,22,312 3 9 | | 1,22,312 3 9 | |
| Construction of a stable for E Ward, West of Kamatipura ... | 62,232 15 4 | | 62,232 15 4 | |
| Construction of semi-permanent huts for halalkhores at Tardeo Flats ... | 1,50,347 0 5 | | 1,50,347 0 5 | |
| Construction of a stable for bullocks at Mahim ... | 81 9 0 | | 81 9 0 | |
| Acquisition of land and properties at Jail Road, North, for the construction of stables and chawls for the Health Department ... | 1,92,581 0 0 | | 1,92,581 0 0 | |
| Construction of two additional chawls for biggaries at Chembur ... | 17,122 12 10 | | 17,122 12 10 | |
| Health Department stables in F and G Wards ... | 68,120 8 2 | | 68,120 8 2 | |
| Health Department biggaries' chawl at Bori Bunder ... | 50,058 0 7 | | 50,058 0 7 | |
| Acquisition of land at Colaba as a site for quarters for Halalkhores ... | 4,312 15 5 | | 4,312 15 5 | |
| Construction of semi-permanent quarters for halalkhores on the Koras Tank site ... | 39,183 6 3 | | 39,183 6 3 | |
| Construction of chawls for the Health Department biggaries of F Ward ... | 2,22,386 7 8 | 1,82,057 10 2 | 4,04,444 1 10 | |
| Construction of chawls for halalkhores and biggaries at Valpakhadi ... | 1,11,460 13 6 | 46 8 11 | 1,11,507 6 5 | |
| Chawls for Health Department biggaries at Paltan Road ... | 2,12,026 0 3 | 42,846 4 2 | 2,54,872 4 10 | |
| Construction of bullock stables and offices, &c., for the Health Department at Parbhadevi Road ... | 47,348 7 5 | 8,965 11 6 | 56,314 2 11 | |
| Construction of semi-permanent chawls at Foras Tank Site (60 rooms) ... | 49,402 10 4 | 1,624 5 7 | 51,026 15 11 | |
| Paving with Shahabad stone slabs the open spaces all round and between the chawls at Tardeo Flats ... | | 16,342 0 10 | 16,342 0 10 | |
| | 25,08,666 8 6 | 2,51,902 9 2 | 27,60,569 1 8 | |
| SCHOOL BUILDINGS— | | | | |
| Construction of buildings for Primary Schools ... | † 6,07,247 4 6 | 12,181 1 8 | 6,19,428 6 2 | |
| School at Valpakhadi ... | | 80,541 7 9 | 80,541 7 9 | |
| | 6,07,247 4 6 | 92,722 9 5 | 6,99,969 13 11 | |
| MUNICIPAL OFFICE BUILDINGS— | | | | |
| Municipal Office Buildings ... | † 14,67,386 11 3 | | 14,67,386 11 3 | |
| A—Buildings, Lands and Sanitary Structures—Carried over ... | Rs. ... 84,96,381 5 6 | 5,82,174 2 7 | 90,78,556 8 1 | |

† Inclusive of Rs. 2,98,346-10-3 incurred on behalf of Government against their contribution of Rs. 2,20,367.

† Inclusive of Rs. 7,34,326-8-3 paid out of the Invested Fund.

Appendix No. 8—continued.

| | Capital Expenditure upto 31st March 1921. | Expended during the year. | Total Capital Expenditure upto 31st March 1922. | GRAND TOTAL. |
|---|---|------------------------------|---|--------------|
| | Rs. a. p. | Rs. a. p. | Rs. a. p. | Rs. a. p. |
| A.—Buildings, Lands and Sanitary Structures—brought forward ... Rs. ... | 84,96,381 5 6 | 5,82,174 2 7 | 90,78,505 8 1 | |
| MISCELLANEOUS STRUCTURES— | | | | |
| Building a new office in Sankli Street for the use of the Assessment Department, E Ward Office, and constructing A Ward office, chowkidar's quarters and Store Room for the Streets and Buildings branch, E Ward, in Sankli Street | 22,871 7 10 | | 22,871 7 10 | |
| Building a new office at Dadar for the use of the Assessment Department, F and G Ward offices, and converting the existing ward office into a godown and providing latrines for the workmen | 13,419 6 9 | | 13,419 6 9 | |
| Construction of A Ward offices for the different branches of the Engineer's Department at Mint Road | 20,856 6 6 | | 20,856 6 6 | |
| Purchase of about 4,030 square yards of land at the junction of Bapty Road and Falkland Road belonging to the Tramway authorities... .. | 1,17,084 14 6 | | 1,17,084 14 6 | |
| Making alterations in the three permanent wards of the Arthur Road Hospital and in gas and other lighting arrangements in the compound wards, &c., in the Arthur Road Hospital | 21,955 10 9 | | 21,955 10 9 | |
| Construction of 25 bathing places in the City... .. | 34,274 2 5 | 1,140 11 0 | 35,414 13 5 | |
| Construction of Incinerators for Refuse destruction | 71 7 7 | | 71 7 7 | |
| Construction of new ward offices at Babula Tank for the Assessment and Health Departments | 48 6 0 | | 48 6 0 | |
| Latrines at Colaba | 20,290 13 10 | | 20,290 13 10 | |
| Providing latrines and urinals at different places | 59,432 10 3 | | 59,432 10 3 | |
| Providing accommodation, &c., for the General Stores... .. | 38,253 5 5 | | 38,253 5 5 | |
| Providing wooden racks in Block No. 2 of the Central Stores building at Chinchpokli | 2,495 5 4 | | 2,495 5 4 | |
| Constructing office quarters and store-room for Streets and Buildings Branch in G Ward at DeLisle Road on the site of Foras tank | 19,391 14 9 | | 19,391 14 9 | |
| Construction of 11 urinals on Port Trust ground near the Docks | 6,502 13 2 | | 6,502 13 2 | |
| Acquisition of a plot of land at Ormiston Road from the Bombay Electric Supply and Tramways Company, Limited, for a Metal Depôt | 1,49,492 8 0 | | 1,49,492 8 0 | |
| Acquisition of land for a stone depôt on Golanji Hill | 71,084 1 7 | | 71,084 1 7 | |
| Providing bungalows for Engineers and quarters for servants and Engine Drivers at Love Grove Pumping Station | 16,870 6 0 | | 16,870 6 0 | |
| Acquisition of land and buildings at Worli Hill for the purpose of quarters for the Love Grove Station Engineering staff and filling in the vacant Municipal land required for Central Stores, Infectious Diseases Hospital, &c., out of the materials therefrom | 1,88,788 15 7 | | 1,88,788 15 7 | |
| Construction of King Edward VII Memorial Hospital (Municipal Share of Cost) | 4,51,771 10 11 | 7,16,086 15 7 | 11,67,858 10 6 | |
| Extension of Arthur Road Infectious Diseases Hospital | 1,16,558 11 6 | 14,480 5 5 | 1,30,989 0 11 | |
| Cost of a plot of land at Clerk Road required for the use of the Road department for stacking materials, parking carts, etc. | 24,300 0 0 | | 24,300 0 0 | |
| Miscellaneous Structures—Carried over Rs. | 18,95,765 2 8 | 7,31,658 0 0 | 21,27,428 2 8 | |
| A.—Buildings, Lands and Sanitary Structures—Carried over ... Rs. ... | 84,96,381 5 6 | 5,82,174 2 7 | 90,78,505 8 1 | |

Appendix No. 8—continued.

| | Capital Expenditure upto 31st March 1921. | Expended during the year. | Total Capital Expenditure upto 31st March 1922. | GRAND TOTAL. |
|---|---|------------------------------|---|-------------------------|
| | Rs. a. p. | Rs. a. p. | Rs. a. p. | Rs. a. p. |
| A—Buildings, Lands and Sanitary Structures—Brought forward Rs. | 64,96,831 5 6 | 5,82,174 2 7 | 90,78,505 8 1 | |
| Miscellaneous Structures—Brought forward Rs. | 13,95,765 2 8 | 7,31,668 0 0 | 21,27,433 2 8 | |
| Construction of latrines and urinals in the City | 10,451 8 6 | 1,387 2 6 | 11,838 11 0 | |
| Provision of 40 washing stones and Bhatties at the Mahalaxmi Dhobiwada | 26,152 4 5 | | 26,152 4 5 | |
| Construction of additional three wards of 40 beds each at the Arthur Road Hospital | 70,664 5 11 | 637 1 6 | 71,201 7 6 | |
| Purchase of a plot of land in the Central Agripada Estate of the City Improvement Trust for building thereon the Municipal Registration Office and Dispensary for the Byculla ward | 13,080 4 0 | 126 14 0 | 13,207 2 0 | |
| Construction of a Combined Dispensary and School at Sandhurst Road including drainage and sanitary fittings (Municipal Contribution) ... | 20,500 7 3 | 17,962 6 5 | 38,462 13 8 | |
| Construction of quarters and offices for Inspectors, &c., staff of the Road Department in A Ward and of the Water Works Department in A, B, C, E and F Wards | 12,853 8 7 | | 12,853 8 7 | |
| Filling in land behind the Arthur Road Hospital | 33,385 1 1 | 38,287 13 7 | 71,672 14 8 | |
| Filling in tank in front of Arthur Road Hospital | 86,216 9 2 | 1,094 8 11 | 87,311 2 1 | |
| Acquisition of Mr. Wadia's land at DeLisle Road for the extension of the Arthur Road Hospital | 1,03,763 10 0 | 1,457 1 8 | 1,05,220 11 8 | |
| Construction of Lightning Crushers at Carnac Road (Part) | 11,530 1 9 | 4,460 0 0 | 15,990 1 9 | |
| Construction of latrines and urinals and bathing places, &c., in Reay Road | 8,147 11 8 | 12,674 2 6 | 20,821 14 2 | |
| Filling in part of Naigaum Tank | 19 4 8 | 33,047 6 7 | 33,066 11 3 | |
| Electric Installation at Arthur Road Hospital | | 184 6 0 | 184 6 0 | |
| Extending the Grave diggers' chawl with privies and washing places, &c., at Haines Road Hindu Cemetery | | 16,213 1 5 | 16,213 1 5 | |
| Construction of new pukka chawl for the unloading staff at Deonar | | 1,027 7 11 | 1,027 7 11 | |
| Destructor at Bapty Road | | 640 14 5 | 640 14 5 | |
| | 17,92,529 15 8 | 8,60,808 7 5 | 26,53,338 7 1 | |
| A—Buildings, Lands and Sanitary Structures—Total... .. Rs. ... | 1,02,88,861 5 2 | 14,42,982 10 0 | 1,17,31,843 15 2 | 1,17,31,843 15 2 |
| B—ROADS AND OVERBRIDGES— | | | | |
| OVERBRIDGES— | | | | |
| Widening Elphinstone Bridge | 80,807 4 8 | | 80,807 4 8 | |
| Overbridges | 1,97,563 0 1 | | 1,97,563 0 1 | |
| Falkland Road Bridge | 15,082 9 4 | | 15,082 9 4 | |
| Wari Bunder Bridge | 1,52,652 0 0 | | 1,52,652 0 0 | |
| Overbridge at Elphinstone Road, B. B. & G. I. P. Railways | 2,66,461 0 8 | | 2,66,461 0 8 | |
| Overbridge at Arthur Road, G. I. P. Railway... .. | 1,96,754 4 7 | | 1,96,754 4 7 | |
| Overbridge at Currey Road, G. I. P. Railway... .. | 5,13,414 10 11 | | 5,13,414 10 11 | |
| Overbridge at Clerk Road, G. I. P. Railway... .. | 2,48,770 10 7 | | 2,48,770 10 7 | |
| Overbridge at Clerk Road, B. B. & C. I. Railway | 70,406 8 4 | | 70,406 8 4 | |
| Overbridge at DeLisle Road | 10,77,137 7 4 | Cr. 7,843 0 9 | 10,69,294 6 7 | |
| Establishment, &c., charges for the above six overbridges... .. | 69,428 7 3 | | 69,428 7 3 | |
| Nesbit Road Bridge (portion of cost)... .. | 49,844 8 0 | | 49,844 8 0 | |
| Victoria Road Overbridge | | 1,58,172 4 4 | 1,58,172 4 4 | |
| Rebuilding Frere Bridge | | 158 4 8 | 158 4 8 | |
| | 28,68,322 7 9 | 1,50,987 7 10 | 30,19,309 15 7 | |
| B—Roads and Overbridges—Carried over Rs. | 28,68,322 7 9 | 1,50,987 7 10 | 30,19,309 15 7 | |
| Carried over Ra. ... | 1,02,88,861 5 2 | 14,42,982 10 0 | 1,17,31,843 15 2 | 1,17,31,843 15 2 |

Appendix No. 8—continued.

| | Capital Expenditure upto 31st March 1921. | Expended during the year. | Total Capital Expenditure upto 31st March 1922. | GRAND TOTAL. |
|---|---|---------------------------------|---|------------------|
| | Rs. a. p. | Rs. a. p. | Rs. a. p. | Rs. a. p. |
| Brought forward Rs. ... | 1,02,88,861 5 2 | 14,42,982 10 0 | 1,17,31,843 15 2 | 1,17,31,843 15 2 |
| B—Roads and Overbridges—Brought forward Rs. ... | 28,68,322 7 9 | 1,50,987 7 10 | 30,19,309 15 7 | |
| CONSTRUCTION OF ROADS— | | | | |
| Foras Road | 1,12,418 14 10 | | 1,12,418 14 10 | |
| Nowroji Hill Road | 57,913 3 0 | | 57,913 3 0 | |
| Road from Bellasis Road across Old Race Course (including Establishment charges) | 1,41,500 1 2 | | 1,41,500 1 2 | |
| Cross Road at Mahaluxmi Station from Clerk Road to Haines Road... .. | 19,594 4 8 | | 19,594 4 8 | |
| Road through Nowroji Hill from Elphinstone Bridge to Dongri Street | 70,089 2 0 | | 70,089 2 0 | |
| Roads and Streets in Agripada and elsewhere | 14,67,006 2 10 | | 14,67,006 2 10 | |
| New Road from Jakeria Bunder Road to Sewri Cemetery | 24,217 15 11 | | 24,217 15 11 | |
| Wari Bunder Road | 4,74,349 12 6 | | † 4,74,349 12 6 | |
| Victoria Road Extension | 30,895 10 4 | | 30,895 10 4 | |
| Construction of a new road through Cavel from Girgaum Road to Kalbadevi Road upto the Church of Lady of Health | 1,32,943 9 11 | | 1,32,943 9 11 | |
| Widening of Cruickshank Road and improvement of the corner of Cruickshank and Elphinstone Roads ... | 40,317 10 9 | | 40,317 10 9 | |
| Construction of a Road from the B. B. & C. I. Railway Matunga Station westward to Mahim including storm-water drains | 1,84,460 0 10 | | 1,84,460 0 10 | |
| Construction of a 60 feet road along Tulsei Pipe Line from DeLisle Road to Dadar Road including storm-water drains, and other roads | 7,068 10 7 | | 7,068 10 7 | |
| Widening of Queen's Road from the Church Gate Railway Station to Warehouse Bridge | 37,944 9 0 | | 37,944 9 0 | |
| Providing and fixing new pattern hydrants for watering and Fire Brigade purposes | 60,000 0 0 | | 60,000 0 0 | |
| Diversion of Arthur Road over the masonry culvert | 16,266 11 1 | | 16,266 11 1 | |
| Construction of a road running eastwards from Lady Hardinge Road to the G. I. P. Railway new level crossing at Matunga and providing storm-water drain thereat | 76,931 11 0 | | 76,931 11 0 | |
| Widening and improving Cumballa Hotel Lane and Gowalia Tank Road (Municipal contribution) | 30,928 11 0 | | 30,928 11 0 | |
| Acquisition of land at different places as sites for new roads... .. | 9,564 15 0 | | 9,564 15 0 | |
| Lowering a portion of Masjid Bunder Road | 27,517 7 4 | | 27,517 7 4 | |
| Acquisition of land at Dadar | 151 0 0 | | 151 0 0 | |
| Acquisition of 337-11 square yards of land from Mr. Sharifbhai Thavar for the construction of the road from Haines Road to Ripon Road... .. | 2,205 14 7 | | 2,205 14 7 | |
| Acquisition of land at Maruti Lane ... | 5,433 0 0 | | 5,433 0 0 | |
| Acquisition of land at Gola Lane ... | 7,088 7 0 | | 7,088 7 0 | |
| Acquisition of 242-22 square yards near the Parcel Station of the B. B. & C. I. Railway | 1,695 8 8 | | 1,695 8 8 | |
| Acquisition of land at King Lane ... | 13,439 8 3 | | 13,439 8 3 | |
| Do. at Fergusson Road | 1,301 7 7 | | 1,301 7 7 | |
| Acquisition of land at Hamalwadi ... | 58,139 13 7 | | 58,139 13 7 | |
| Do. at Clerk Road | 5,330 12 10 | | 5,330 12 10 | |
| Do. at Piru Lane | 64,508 3 11 | | 64,508 3 11 | |
| Do. at Goga Street | 20,920 13 5 | | 20,920 13 5 | |
| Do. at the junction of Gun Carriage Street and Thomas Street | 4,357 0 0 | | 4,357 0 0 | |
| Acquisition of land at Nishanpada Road | 610 15 3 | | 610 15 3 | |
| Acquisition of land at Chunam Kiln Cross Lane | 573 13 5 | | 573 13 5 | |
| Construction of Roads—Carried over Rs. | 81,97,635 10 3 | | 81,97,635 10 3 | |
| B—Roads and Overbridges do. Rs. | 28,68,322 7 9 | 1,50,987 7 10 | 30,19,309 15 7 | |
| Carried over Rs. | 1,02,88,861 5 2 | 14,42,982 10 0 | 1,17,31,843 15 2 | 1,17,31,843 15 2 |

† Inclusive of Rs. 1,66,500 contributed by the Port Trust.

Appendix No. 8—continued.

| | Capital Expenditure upto 31st March 1921. | | Expended during the year. | | Total Capital Expenditure upto 31st March 1922. | | GRAND TOTAL. | |
|---|---|-------------|---------------------------|-------------|---|--------------|--------------------|--------------|
| | Rs. | a. p. | Rs. | a. p. | Rs. | a. p. | Rs. | a. p. |
| Brought forward Rs. ... | 1,02,88,861 | 5 2 | 14,42,982 | 10 0 | 1,17,31,843 | 15 2 | 1,17,31,843 | 15 2 |
| B—Roads and Overbridges—Brought forward Rs. ... | 28,68,322 | 7 9 | 1,50,987 | 7 10 | 80,19,309 | 15 7 | | |
| Construction of Roads, brought forward Rs. | 31,97,635 | 10 3 | | | 31,97,635 | 10 3 | | |
| Acquisition of land at Old Nagpada Street | 1,817 | 3 11 | | | 1,817 | 3 11 | | |
| Widening and extending Nesbit Road... | 2,31,986 | 2 2 | 32,382 | 2 2 | 2,64,368 | 4 4 | | |
| Widening of Worli Road from its junction with Haines and Ferguson Roads to the Worli Channel ... | 2,08,553 | 8 1 | 4,488 | 0 0 | 2,08,041 | 8 1 | | |
| Construction of a road from Mount Road through Rose Cottage Lane to Matharpakhadi | 45,620 | 9 2 | | | 45,620 | 9 2 | | |
| Construction of Dadar Kumbharwada Road | 3,28,340 | 8 9 | 1,91,244 | 15 3 | 5,19,585 | 3 0 | | |
| Widening and reconstructing Mahim Bazar Road | 3,72,525 | 9 1 | | | 3,72,525 | 9 1 | | |
| Widening and improving Waudby Road | 36,678 | 8 11 | | | 36,678 | 8 11 | | |
| Paving Frere Road with wooden blocks. | 4,049 | 6 10 | | | 4,049 | 6 10 | | |
| Provision for bottoming roads... | 2,52,666 | 2 11 | 4,25,279 | 3 7 | 6,78,045 | 6 6 | | |
| Providing footpaths along Queen's Road | 3,516 | 14 5 | 14,852 | 2 5 | 18,371 | 0 10 | | |
| Construction of new straight road from the junction of old Parbhadevi Road and the proposed Foras Road to join the widened Mahim Bazar Road ... | 2,60,184 | 13 8 | 36,604 | 11 10 | 2,96,739 | 9 6 | | |
| Construction of a new road between Cadell Road and Hindu Burial ground | 1,004 | 0 0 | | | 1,004 | 0 0 | | |
| New Footpaths | 32,442 | 9 11 | 2,898 | 9 9 | 35,341 | 3 8 | | |
| Land at Worli near Love Grove Pumping Station for road widening and quarters | 36,396 | 9 11 | 21,900 | 13 9 | 58,297 | 7 8 | | |
| Widening and Improving Dalal Street. | 1,98,549 | 0 0 | Cr. 3,55,831 | 15 10 | Cr. 1,56,732 | 15 10 | | |
| Golanji Hill Road | | | 8,787 | 7 1 | 8,787 | 7 1 | | |
| Providing set stone pavement at Frere Road between Carnac Road and Wadi Bunder | | | 32 | 0 0 | 32 | 0 0 | | |
| | 52,06,894 | 1 0 | 3,82,238 | 2 0 | 55,89,132 | 3 0 | | |
| STREET IMPROVEMENTS. | | | | | | | | |
| Street Improvements in different places. | 41,24,936 | 11 8 | 3,21,861 | 12 7 | 44,46,798 | 8 3 | | |
| Special Street Improvements | 19,000 | 0 0 | | | 19,000 | 0 0 | | |
| | 41,43,936 | 11 8 | 3,21,861 | 12 7 | 44,65,798 | 8 3 | | |
| B—Roads and Overbridges—Total Rs. | 1,22,19,158 | 4 5 | 8,55,087 | 6 5 | 1,30,74,240 | 10 10 | 1,30,74,240 | 10 10 |
| C.—DRAINAGE WORKS— | | | | | | | | |
| Fort Sewers | 78,627 | 4 8 | | | 78,627 | 4 8 | | |
| Komatipura Drain | 1,91,047 | 8 10 | | | 1,91,047 | 8 10 | | |
| Drains in Fanaswadi and Agriary Lane. | 1,852 | 12 3 | | | 1,852 | 12 3 | | |
| Branch Sewers, Bellasis Road ... | 7,108 | 6 1 | | | 7,108 | 6 1 | | |
| Widening Love Grove Sluices | 1,57,326 | 7 7 | | | 1,57,326 | 7 7 | | |
| Culverts under the B. B. & C. I. Railway near Bellasis Road | 1,791 | 0 8 | | | 1,791 | 0 8 | | |
| Khetwadi Survey | 5,599 | 10 0 | | | 5,599 | 10 0 | | |
| Raising Level of Khetwadi Roads ... | 28,355 | 0 1 | | | 28,355 | 0 1 | | |
| Raising private compounds in Khetwadi | 25,336 | 2 1 | | | 25,336 | 2 1 | | |
| Three branch drains in Khetwadi and storm-water entrances | 31,711 | 15 6 | | | 31,711 | 15 6 | | |
| Intercepting drain in Tardeo District and storm-water entrances | 1,69,851 | 10 4 | | | 1,69,851 | 10 4 | | |
| Making connection between low-level sewers and new main drains... .. | 2,610 | 8 10 | | | 2,610 | 8 10 | | |
| C—Drainage Works—Carried over Rs. | 7,01,218 | 6 11 | | | 7,01,218 | 6 11 | | |
| Carried over Rs. ... | 2,25,08,014 | 9 7 | 22,95,070 | 0 5 | 2,48,06,084 | 10 0 | 2,48,06,084 | 10 0 |

Appendix No. 8—continued.

| | Capital Expenditure upto 31st March 1921. | Expended during the year. | Total Capital Expenditure upto 31st March: 1922. | GRAND TOTAL. |
|--|---|------------------------------|--|------------------|
| | Rs. a. p. | Rs. a. p. | Rs. a. p. | Rs. a. p. |
| Brought forward Rs. ... | 2,25,08,014 9 7 | 22,98,070 0 5 | 2,48,06,084 10 0 | 2,48,06,084 10 0 |
| C—Drainage Works, brought forward Rs. | 7,01,218 6 11 | ... | 7,01,218 6 11 | |
| Intercepting drain from Pydhoni to Bellasia Road and storm-water entrances | 3,08,229 3 9 | | 3,08,229 3 9 | |
| Enlarging old open main drain | 71,318 13 5 | | 71,318 13 5 | |
| Laying a new 24" main and removing old 24" Tulsī main | 74,226 14 0 | | 74,226 14 0 | |
| Constructing storage reservoir on the Flats and raising levels of manholes and sewers | 1,86,225 12 6 | | 1,86,225 12 6 | |
| Establishment for Surface Drainage Works | 1,21,413 0 0 | | 1,21,413 0 0 | |
| Contingencies do. do. | 68,627 6 11 | | 68,627 6 11 | |
| Cleaning the Worli storm-water drain and widening the channels south of the Love Grove sluices | 79,510 9 7 | | 79,510 9 7 | |
| Main sewers | 4,92,691 8 2 | | 4,92,691 8 2 | |
| Pipe sewers | 3,00,746 13 1 | | 3,00,746 13 1 | |
| Outfall sewer | 2,55,766 10 0 | | 2,55,766 10 0 | |
| Kamatipura drainage | 76,471 4 6 | | 76,471 4 6 | |
| Clerk Road Ovoid sewer | 89,269 5 11 | | 89,269 5 11 | |
| Government Commission charges for drainage of 1878 | 5,211 15 9 | | 5,211 15 9 | |
| Preliminary expenses in connection with the drainage of 1878 | 13,429 6 5 | | 13,429 6 5 | |
| Departmental works in connection with the drainage of 1878 | 1,072 1 3 | | 1,072 1 3 | |
| Compensation for land in connection with the drainage of 1878 | 18,831 11 1 | | 18,831 11 1 | |
| Proportion of repairs to roads (opened for the works) in connection with the drainage of 1878 | 34,372 14 7 | | 34,372 14 7 | |
| Miscellaneous charges in connection with the drainage of 1878 | 22,302 15 7 | | 22,302 15 7 | |
| Establishment for works in connection with the drainage of 1878 | 1,45,000 0 0 | | 1,45,000 0 0 | |
| Contingencies in connection with the drainage of 1878 | 51,167 7 9 | | 51,167 7 9 | |
| Repairs to old Main Drain at Falkland Road | 2,093 13 5 | | 2,093 13 5 | |
| House connections without privy fittings | 6,32,080 1 7 | | 6,32,080 1 7 | |
| Shaft ventilators | 44,947 0 6 | | 44,947 0 6 | |
| Closing storm-water openings in Frere Road sewer | 17,108 9 6 | | 17,108 9 6 | |
| Queen's Road intercepting sewer | 1,53,969 0 0 | | 1,53,969 0 0 | |
| House connection survey | 4,561 13 3 | | 4,561 13 3 | |
| House connections, Kamatipura Drainage | 34,977 7 5 | | 34,977 7 5 | |
| Pipe sewer from Clare Road along south portion of Haines Road and DeLisle Road | 1,14,260 0 7 | | 1,14,260 0 7 | |
| Pipe sewer from Parel Workshop to Clerk Road Ovoid sewer | 65,793 9 11 | | 65,793 9 11 | |
| Extension of Clerk Road Ovoid sewer to Parel Road | 35,569 8 0 | | 35,569 8 0 | |
| Ovoid sewer across the Old Race-course, Ovoid sewer from the Crawford Market down Hornby Road to Bazar Gate and thence to the Mint. | 89,401 11 9 | | 89,401 11 9 | |
| Establishment charges for sanitary works of 1885-1886 | 1,25,178 0 0 | | 1,25,178 0 0 | |
| Adjustment of the extra expenditure incurred on the Queen's Road intercepting sewer | 9,633 10 8 | | 9,633 10 8 | |
| Fort Drainage | 3,68,422 5 9 | | 3,68,422 5 9 | |
| New Works at Love Grove Pumping Station | 34,645 9 6 | | 34,645 9 6 | |
| Construction of a side drain along Wari Bunder Road | 4,934 0 1 | | 4,934 0 1 | |
| Construction of a pipe sewer in certain lanes in Khetwadi | 5,282 6 0 | | 5,282 6 0 | |
| Establishment charges for sanitary works of 1887 to 1888 | 39,419 0 0 | | 39,419 0 0 | |
| Queen's Road pipe sewer including contingencies | 6,09,998 4 2 | | 6,09,998 4 2 | |
| Queen's Road house connections | 2,05,306 0 9 | | 2,05,306 0 9 | |
| C—Drainage Works—Carried over Rs.... | 57,14,423 3 2 | | 57,14,423 3 2 | |
| Carried over Rs.... | 2,25,08,014 9 7 | 22,98,070 0 5 | 2,48,06,084 10 0 | 2,48,06,084 10 0 |

Appendix No. 8—continued.

| | Capital Expenditure upto 31st March 1921. | | | Expended during the year. | | | Total Capital Expenditure upto 31st March 1922. | | | GRAND TOTAL. | | |
|---|---|----|----|---------------------------|----|----|---|----|----|--------------|----|----|
| | Rs. | a. | p. | Rs. | a. | p. | Rs. | a. | p. | Rs. | a. | p. |
| Brought forward Rs. ... | 2,25,08,014 | 9 | 7 | 22,98,070 | 0 | 5 | 2,48,06,084 | 10 | 0 | 2,48,06,084 | 10 | 0 |
| C—Drainage Works, brought forward Rs.... | 57,14,423 | 3 | 2 | | | | 57,14,423 | 3 | 2 | | | |
| Establishment and contingencies for Queen's Road sewerage works ... | 86,182 | 14 | 3 | | | | 86,182 | 14 | 3 | | | |
| Extension of Parel Road storm-water drains from Bellasis Road to 5rds the length of Ripon Road ... | 41,106 | 6 | 9 | | | | 41,106 | 6 | 9 | | | |
| 9" Pipe sewer along Bellasis Road, Foras Road and Gilder Street ... | 17,290 | 8 | 1 | | | | 17,290 | 8 | 1 | | | |
| House sullage water connections at Agripada ... | 2,33,533 | 12 | 10 | | | | 2,33,533 | 12 | 10 | | | |
| Sewer flushing arrangements ... | 13,864 | 7 | 3 | | | | 13,864 | 7 | 3 | | | |
| Pumps and steam engine for the working of the Love Grove Pumping Station ... | 4,63,345 | 8 | 6 | | | | 4,63,345 | 8 | 6 | | | |
| Sewerage of Colaba ... | 7,56,419 | 0 | 0 | | | | 7,56,419 | 0 | 0 | | | |
| Sewerage of Umarchadi District ... | 3,53,786 | 5 | 9 | | | | 3,53,786 | 5 | 9 | | | |
| Storm-water drains in Moreland, Souter, Club and Gilder Streets ... | 79,644 | 0 | 2 | | | | 79,644 | 0 | 2 | | | |
| Storm-water drains in different places ... | 56,724 | 2 | 11 | | | | 56,724 | 2 | 11 | | | |
| Storm-water drains in Connaught and Sussex Roads ... | 35,923 | 15 | 9 | | | | 35,923 | 15 | 9 | | | |
| Miscellaneous extensions and improvements of drains ... | 33,664 | 6 | 1 | | | | 33,664 | 6 | 1 | | | |
| Sewerage of the Mazagon District on gravitation system ... | 3,06,680 | 0 | 5 | | | | 3,06,680 | 0 | 5 | | | |
| Sewerage of Malabar and Khamballa Hills on gravitation system ... | 1,31,666 | 0 | 1 | | | | 1,31,666 | 0 | 1 | | | |
| Sewerage of Fergusson Road and Chinchpokli District ... | 89,829 | 8 | 5 | | | | 89,829 | 8 | 5 | | | |
| Raising sewerage in Queen's Road sewer ... | 1,862 | 0 | 0 | | | | 1,862 | 0 | 0 | | | |
| Sewerage of Old Race-course District on gravitation system ... | 39,039 | 8 | 1 | | | | 39,039 | 8 | 1 | | | |
| Machinery for the sewerage of Parel, the Mazagon, &c., sectional districts. | 7,35,520 | 6 | 6 | | | | 7,35,520 | 6 | 6 | | | |
| Mazagon District, sectional ... | 3,52,785 | 4 | 2 | | | | 3,52,785 | 4 | 2 | | | |
| Storm-water drain from Wellington Fountain via Bandstand to the Sea... | 36,778 | 4 | 2 | | | | 36,778 | 4 | 2 | | | |
| Improvements in the roadside drains along Bhoiwada Cross Road and new side drains along portions of Dadar Road, &c. ... | 29,856 | 14 | 11 | | | | 29,856 | 14 | 11 | | | |
| Surface drainage of Kamatipura ... | 83,440 | 9 | 2 | | | | 83,440 | 9 | 2 | | | |
| Storm-water drain in Tardeo Road ... | 1,56,542 | 11 | 3 | | | | 1,56,542 | 11 | 3 | | | |
| Low-level Channel from the Tardeo Flats to Worli Point ... | 11,83,726 | 0 | 0 | | | | 11,83,726 | 0 | 0 | | | |
| Sewerage of the Fergusson Road and Chinchpokli District on the sectional system ... | 2,56,782 | 14 | 6 | | | | 2,56,782 | 14 | 6 | | | |
| Sewerage of the Parel District on the sectional system ... | 4,66,272 | 3 | 7 | | | | 4,66,272 | 3 | 7 | | | |
| Completion of house drainage connections in different parts of the City ... | 9,74,909 | 0 | 7 | | | | 9,74,909 | 0 | 7 | | | |
| Difference in the cost of the works proposed by Mr. Santo Crimp in connection with the drainage of the lower parts of the City ... | 1,44,176 | 13 | 9 | | | | 1,44,176 | 13 | 9 | | | |
| (17) Catchpits on pipe sewers ... | 26,994 | 14 | 0 | | | | 26,994 | 14 | 0 | | | |
| (17) Catchpits on ovoid sewers ... | 43,165 | 13 | 4 | | | | 43,165 | 13 | 4 | | | |
| Sewerage of the Malabar Hill District, sectional ... | 6,39,948 | 0 | 0 | | | | 6,39,948 | 0 | 0 | | | |
| Construction of a new outfall at Love Grove ... | 23,12,337 | 2 | 7 | 1,556 | 2 | 6 | 23,13,893 | 5 | 1 | | | |
| Sewerage of the Elphinstone Reclamation ... | 2,05,999 | 10 | 11 | | | | 2,05,999 | 10 | 11 | | | |
| Construction of storm-water drains in Marine Lines, from the northern end of the B. B. & C. I. Ry. Office to the junction of 1st Marine Lines ... | 13,177 | 10 | 10 | | | | 13,177 | 10 | 10 | | | |
| Providing an additional Pipe Sewer and Ejector in Fergusson Road near its junction at DeLisle Road (North). | 70,071 | 10 | 9 | | | | 70,071 | 10 | 9 | | | |
| Construction of a storm-water drain in Arthur Road from its junction with Kalachowki Road to Jacob Circle... | 65,453 | 14 | 7 | | | | 65,453 | 14 | 7 | | | |
| Extension of Low Level Channel No. 2 from DeLisle Road to Dadar Road .. | 2,84,489 | 3 | 7 | | | | 2,84,489 | 3 | 7 | | | |
| ☛—Drainage Works—Carried over Rs. ... | 1,65,87,364 | 15 | 2 | 1,556 | 2 | 6 | 1,65,38,921 | 1 | 8 | | | |
| Carried over Rs. ... | 2,25,08,014 | 9 | 7 | 22,98,070 | 0 | 5 | 2,48,06,084 | 10 | 0 | 2,48,06,084 | 10 | 0 |

Appendix No. 8—continued.

| | Capital Expenditure upto 31st March 1921. | Expended during the year. | Total Capital Expenditure upto 31st March 1922. | GRAND TOTAL. |
|--|---|------------------------------|---|------------------|
| | Rs. a p. | Rs. a p. | Rs. a p. | Rs. a p. |
| Brought forward Rs. ... | 2,25,08,014 9 7 | 22,98,070 0 5 | 2,48,06,084 10 0 | 2,48,06,084 10 0 |
| C—Drainage Works, brought forward Rs. | 1,65,37,364 15 2 | 1,556 2 6 | 1,65,38,921 1 8 | |
| Constructing a storm-water drain in Colaba Causeway between Ormiston Street and Thomas Street ... | 8,538 5 0 | | 8,538 5 0 | |
| Construction of a storm-water drain in DeLisle Road (North) ... | 48,396 3 3 | | 48,396 3 3 | |
| Provision of Ejectors in the Colaba Sub-District ... | 1,08,804 6 10 | | 1,08,804 6 10 | |
| Construction of a storm-water drain in DeLisle Road (South) ... | 15,257 13 3 | | 15,257 13 3 | |
| Extending the existing storm-water drain and constructing water gullies and water tables in Mazagon Road... | 4,921 11 1 | | 4,921 11 1 | |
| Constructing a storm-water drain in New Purbhadevi Road ... | 33,746 5 0 | | 33,746 5 0 | |
| Constructing storm-water drains in Khetwadi Back Road ... | 25,650 3 11 | | 25,650 3 11 | |
| Constructing a storm-water drain in Queen's Road from Wodehouse Road Bridge to Bandstand ... | 11,086 9 4 | | 11,086 9 4 | |
| Constructing a storm-water drain in Mayo Road from Queen's Statue to Church Gate Street ... | 9,192 11 8 | | 9,192 11 8 | |
| Constructing a storm-water drain in DeLisle Road, north of Arthur Road. | 44,502 3 0 | | 44,502 3 0 | |
| Constructing a storm-water drain in Mayo Road from Church Gate Street to Bandstand ... | 21,182 3 3 | | 21,182 3 3 | |
| Measures for relieving the surcharging of sewers ... | 17,11,136 3 3 | | 17,11,136 3 3 | |
| Construction of a storm-water drain from the junction of Reay and Connaught Roads to the Harbour near Lakri Bunder ... | 5,56,987 3 7 | | 5,56,987 3 7 | |
| Construction of a storm-water drain in DeLisle Road, south of Arthur Road. | 29,371 15 10 | | 29,371 15 10 | |
| Construction of a storm-water drain in Elphinstone Road, West ... | 12,771 5 2 | | 12,771 5 2 | |
| Construction of a storm-water drain in Ghorupdeo Road ... | 17,364 2 3 | | 17,364 2 3 | |
| Construction of a storm-water drain in Mughbat Lane ... | 8,021 15 6 | | 8,021 15 6 | |
| Construction of an office for the Drainage Staff and quarters and an office for the Head Plumber at Babula Tank and providing fencing round the Drainage Chowki and metalling the yard ... | 36,681 13 11 | | 36,681 13 11 | |
| Construction of two new Drainage Chowkies at Bapty Road and Churney Road ... | 13,083 15 6 | | 13,083 15 6 | |
| Construction of a storm-water drain from the foot of Bycalla Bridge to the junction of Connaught and Reay Roads ... | 3,14,019 3 9 | | 3,14,019 3 9 | |
| Construction of a storm-water drain in Soparibagh Road ... | 2,12,956 7 6 | | 2,12,956 7 6 | |
| Construction of a storm-water drain from the Junction of Connaught and Reay Roads to Kalachowki and Soparibagh Roads ... | 6,95,299 6 6 | | 6,95,299 6 6 | |
| Slab drain 18" x 18" in Store Lane, Homji Street ... | 2,557 2 6 | | 2,557 2 6 | |
| Pipe sewer in Currey Road ... | 2,595 15 5 | | 2,595 15 5 | |
| Main sewerage of Parel ... | 22,121 7 8 | | 22,121 7 8 | |
| Arching over with brick masonry the main drain at the Arthur Road Crossing ... | 15,655 0 4 | | 15,655 0 4 | |
| 9" Pipe sewer at Lalwadi ... | 2,087 8 2 | | 2,087 8 2 | |
| Laying branch pipe sewers in the village of Parel ... | 17,527 13 11 | | 17,527 13 11 | |
| Ovoiding side-drains to the north of Kalachowki Road ... | 2,600 4 3 | | 2,600 4 3 | |
| Completing the storm-water drain from the top of Bazar Gate Street to the Salvation Army Hall, Hornby Road. | 14,460 2 7 | | 14,460 2 7 | |
| C—Drainage Works—Carried over Rs. ... | 2,05,55,881 14 4 | 1,556 2 6 | 2,05,57,438 0 10 | |
| Carried over Rs. ... | 2,25,08,014 9 7 | 22,98,070 0 5 | 2,48,06,084 10 0 | 2,48,06,084 10 0 |

Appendix No. 8—continued.

| | Capital Expenditure upto 31st March 1920. | Expended during the year. | Total Capital Expenditure upto 31st March 1921. | GRAND TOTAL |
|---|---|------------------------------|---|------------------|
| | Rs. a. p. | Rs. a. p. | Rs. a. p. | Rs. a. p. |
| Brought forward Rs.... | 2,25,08,014 9 7 | 22,98,070 0 5 | 2,48,06,084 10 0 | 2,48,06,084 10 0 |
| C—Drainage Works, brought forward Rs.... | 2,05,55,881 14 4 | 1,556 2 6 | 2,05,57,438 0 10 | |
| Sewerage of Parel on the gravitation system | 62,081 1 5 | | 62,081 1 5 | |
| Storm-water drain in Cruickshank Road | 17,387 6 0 | | 17,387 6 0 | |
| Laying a 9" pipe for the carriage of storm-water to the Sea from the eastern half of Wodehouse Road ... | 1,992 1 3 | | 1,992 1 3 | |
| Laying a 9" pipe-line at the Parel village | 878 7 3 | | 878 7 3 | |
| Storm-water drains in part of Gilder Street and Foras Road from Grant Road to Falkland Road | 10,781 14 10 | | 10,781 14 10 | |
| Constructing a catchpit on the Mint Road sewer opposite the European General Hospital | 4,880 10 8 | | 4,880 10 8 | |
| Altering and overoiding storm-water drain in Girgaum | 11,548 14 10 | | 11,548 14 10 | |
| Construction of a storm-water drain in Khetwadi | 52,662 2 8 | | 52,662 2 8 | |
| Draining the storm-water from the public road round the Mahaluxmi Dhobiwada | 1,156 0 8 | | 1,156 0 8 | |
| Ovoiding and regrading the open roadside drains in Umarchadi Road ... | 3,119 0 11 | | 3,119 0 11 | |
| Converting the old Engine-house at Love Grove into an office and godown and constructing a shred-lifter chamber with 4 shred-lifters ... | 25,031 4 1 | | 25,031 4 1 | |
| Tidal flaps on flushing drains for ovoid sewers | 2,285 4 4 | | 2,285 4 4 | |
| Drainage arrangements at Tardeo Road. Laying a 9" pipe sewer in Ferguson Cross Road | 2,292 0 8 | | 2,292 0 8 | |
| Masonry drain from Girgaum Road and passing through Night-soil Depot ... | 2,261 14 9 | | 2,261 14 9 | |
| Opening out the public water-course behind Mr. Cama's property at Parel Road | 21,317 6 7 | | 21,317 6 7 | |
| Laying a 12" pipe from the emergent reservoir to manhole in Apollo Street | 3,862 6 7 | | 3,862 6 7 | |
| Ovoiding and constructing masonry side-drains in different places... .. | 3,169 7 8 | | 3,169 7 8 | |
| Ovoiding and constructing masonry side-drains on Carroll Road, north side | 17,895 11 11 | | 17,895 11 11 | |
| Ovoiding katcha drain in Arthur Road as far as G. I. P. Railway Crossing... | 2,711 3 8 | | 2,711 3 8 | |
| Constructing storm-water drains and ovoiding and constructing masonry side-drains in different places ... | 4,988 15 1 | | 4,988 15 1 | |
| Automatic flush tanks on pipe sewers . | 20,498 10 8 | | 20,498 10 8 | |
| Improving side-drains, Malabar Hill ... | 38,434 0 10 | | 38,434 0 10 | |
| Storm-water drains at Ferguson Road from DeLisle Road to the water-course (3,200 feet) west of the road... | 7,672 13 6 | | 7,672 13 6 | |
| Providing and constructing masonry side-drain in Malabar Hill | 29,964 4 9 | | 29,964 4 9 | |
| Providing and constructing masonry side-drains (a) on Naigam Cross Road on both sides from Vincent Road to Dadar and (b) east and west of Ghorupdeo Road | 7,346 11 0 | | 7,346 11 0 | |
| Storm-water drain running on the west of the G. I. P. Railway Dadar Station | 5,289 5 6 | | 5,289 5 6 | |
| Constructing quarters for workmen at Love Grove Air Compressor Station (including purchase of land and an old chawl) | 7,028 6 9 | | 7,028 6 9 | |
| Constructing additional quarters for Lascars at Love Grove | 21,961 1 5 | | 21,961 1 5 | |
| Cutting out rocky barriers in the channel at Love Grove | 5,477 9 6 | | 5,477 9 6 | |
| | 116 6 0 | | 116 6 0 | |
| C—Drainage Works—Carried over Rs. ... | 2,09,51,314 11 8 | 1,556 2 6 | 2,09,52,870 13 9 | |
| Carried over Rs. ... | 2,25,08,014 9 7 | 22,98,070 0 5 | 2,48,06,084 10 0 | 2,48,06,084 10 0 |

Appendix No. 8—continued.

| | Capital Expenditure upto 31st March 1921. | Expended during the year. | Total Capital Expenditure upto 31st March 1922. | GRAND TOTAL. |
|--|---|------------------------------|---|------------------|
| | Rs. a. p. | Rs. a. p. | Rs. a. p. | Rs. a. p. |
| Brought forward Rs. ... | 2,25,08,014 9 7 | 22,98,070 0 5 | 2,48,06,084 10 0 | 2,48,06,084 10 0 |
| C—Drainage Works, brought forward Rs. ... | 2,09,51,314 11 3 | 1,556 2 6 | 2,09,52,870 13 9 | |
| Surface Drainage in Queen's Road between the level-crossing and Charni Road | 2,807 15 0 | | 2,807 15 0 | |
| Ovoiding and regrading the side-drain in Imamwada from Parel Road to Jail Road, North | 2,089 3 10 | | 2,089 3 10 | |
| Masonry storm-water drain 18" x 18" in Apollo Street | 1,888 15 9 | | 1,888 15 9 | |
| Open ovoid drain on the east side of DeLisle Road | 1,567 14 10 | | 1,567 14 10 | |
| Zinc ventshafts on pipe sewers in the Fort Sewerage District | 11,165 8 9 | | 11,165 8 9 | |
| Storm-water drain in Sankli Street ... | 11,529 15 8 | | 11,529 15 8 | |
| Cost of obtaining advice from Mr. Santo Crimp, in regard to house connections, &c. | 11,992 9 10 | | 11,992 9 10 | |
| Construction of permanent manholes over drains | 37,050 5 7 | | 37,050 5 7 | |
| Masonry side-drains at Malabar Hill from Gowalia Tank Road to the Government House | 7,805 4 2 | | 7,805 4 2 | |
| Tidal flaps on the ovoid sewers | 11,025 14 0 | | 11,025 14 0 | |
| Construction of a coal shed, a coal tramway, and fence round the compound of the Love Grove Air Compressor Station | 11,211 10 9 | | 11,211 10 9 | |
| 6" Pipe Drain in DeLisle Road | 430 10 7 | | 430 10 7 | |
| 6" Pipe Drain in Banganga Cross Lane | 824 15 8 | | 824 15 8 | |
| Extension of the 15" sealed sewage main in Fergusson Road from the Culvert to Worli Road | 11,466 8 10 | | 11,466 8 10 | |
| Laying a 6" pipe-drain in Tulsirampada in Parel Chawl Road | 1,051 12 0 | | 1,051 12 0 | |
| Laying a 6" pipe drain in the private passage known as Kulachowki Cross Lane | 602 14 7 | | 602 14 7 | |
| 6" Pipe drain in the passage to the north of Parel Cross Lane | 472 10 3 | | 472 10 3 | |
| Connecting certain properties in Gilder Street with the new storm-water drain constructed thereat | 1,496 13 1 | | 1,496 13 1 | |
| Laying a 9" stoneware pipe drain in a portion of Foras Road, west of Carroll Road | 1,365 13 11 | | 1,365 13 11 | |
| Laying a 6" pipe drain in the passage belonging to Sulleman Jusab at Belvedere Hill Road | 647 8 2 | | 647 8 2 | |
| Laying a 6" pipe drain in Bapty Road.. | 486 15 2 | | 486 15 2 | |
| Laying a 9" pipe drain at Tank Bunder Kohwada | 2,042 13 3 | | 2,042 13 3 | |
| Construction of a catchpit on the Queen's Road ovoid sewer in Charni Road, &c. | 6,202 0 4 | | 6,202 0 4 | |
| Laying a drain at Mr. Tribhewandas Varjivandas' Oart at Girgaum Back Road | 254 13 2 | | 254 13 2 | |
| Storm-water drain in Ripon Road from Agripada drain to Jacob Circle ... | 27,086 12 11 | | 27,086 12 11 | |
| Storm-water drain in Clerk Road from Parel Road to Jacob Circle... .. | 26,900 9 11 | | 26,900 9 11 | |
| Storm-water drain in Haines Road from Khatao Makarji's Mill to Jacob Circle | 48,844 13 3 | | 48,844 13 3 | |
| Laying a branch 6" pipe sewer at De Lisle Road | 761 3 7 | | 761 3 7 | |
| Laying a 6" pipe drain at Ghorupdeo Road | 404 6 3 | | 404 6 3 | |
| Laying a 9" pipe sewer along Elphin- stone Road at its Junction with Parbhadevi Road | 1,112 5 3 | | 1,112 5 3 | |
| Laying a 9" pipe drain with Inspection Chamber at the passage running through Chamarbag properties .. | 3,938 8 10 | | 3,938 8 10 | |
| Laying a 6" pipe drain on the Tulsii main road | 1,000 9 1 | | 1,000 9 1 | |
| C—Drainage Works—Carried over Rs. ... | 2,11,98,845 11 6 | 1,556 2 6 | 2,12,00,401 14 0 | |
| Carried over Rs. ... | 2,25,08,014 9 7 | 22,98,070 0 5 | 2,48,06,084 10 0 | 2,48,06,084 10 0 |

Appendix No. 8—continued.

| | Capital Expenditure upto 31st March 1921. | Expended during the year. | Total Capital Expenditure upto 31st March 1922. | GRAND TOTAL. |
|--|---|------------------------------|---|------------------|
| | Rs. a. p. | Rs. a. p. | Rs. a. p. | Rs. a. p. |
| Brought forward Rs. .. | 2,25,08,014 9 7 | 22,98,070 0 5 | 2,48,06,084 10 0 | 2,48,06,084 10 0 |
| C—Drainage Works, brought forward Rs. | 2,11,98,846 11 6 | 1,556 2 6 | 2,12,00,401 14 0 | |
| Laying a 6" pipe drain at Ghorapdeo Road, 1st Cross Lane ... | 360 14 10 | | 360 14 10 | |
| Constructing a storm-water drain at Kalachowki Road ... | 789 2 3 | | 789 2 3 | |
| Laying a 6" pipe drain along Ohambarbag properties in Parel Road ... | 1,166 0 8 | | 1,166 0 8 | |
| Laying a pipe sewer between Forjett Street and Tardco Road ... | 2,409 10 2 | | 2,409 10 2 | |
| Fees to Mr. Midgley Taylor on account of his report on the Ejector, &c., required for Sectional District ... | 1,961 1 4 | | 1,961 1 4 | |
| Establishment for the preparation of plans and estimates for the sewerage of Mazagon, Parel and Old Race Course Districts ... | 10,338 0 0 | | 10,338 0 0 | |
| Tracing the plans and sections of the Parel, Mazagon and Old Race Course Districts ... | 658 15 0 | | 658 15 0 | |
| Fees to Messrs. Midgley Taylor and G. R. Strachan for their opinion on matters connected with the surcharging of sewers ... | 16,796 13 4 | | 16,796 13 4 | |
| Expenses incurred by Mr. James in connection with inquiries in regard to Lierner system, &c. ... | 1,634 3 0 | | 1,634 3 0 | |
| Construction of a storm-water drain in Church Gate Street from its junction with Mayo Road to the main storm-water drain in Queen's Road near the Church Gate Street ... | 4,033 9 5 | | 4,033 9 5 | |
| Laying a 6" pipe sewer in the passage opening to Portuguese Church Road ... | 227 4 3 | | 227 4 3 | |
| Laying a 6" pipe drain at Madanpura ... | 346 4 2 | | 346 4 2 | |
| Extension of the 15" sealed sewage main from the Chinchpokli Fire Brigade Station to the head manhole on Clerk Road sewer ... | 12,408 4 9 | | 12,408 4 9 | |
| Constructing a storm-water drain in Colaba Causeway between Mayo Road and Thomas Street ... | 8,973 9 11 | | 8,973 9 11 | |
| Preparation of certain models for improvement of main sewers, &c. ... | 200 0 0 | | 200 0 0 | |
| Laying 6" pipe drain in the passage behind the New Building of Mr. Hormusji Vakil ... | 5,226 13 4 | | 5,226 13 4 | |
| Laying a 6" pipe drain in the passage leading to the Hon'ble Mr. Setalvad's Bungalow ... | 1,244 3 6 | | 1,244 3 6 | |
| Laying a 6" pipe drain in the Nepean Sea Road ... | 1,243 11 7 | | 1,243 11 7 | |
| Laying a 9" pipe drain at Elphinstone Road ... | 6,761 10 9 | | 6,761 10 9 | |
| Extending the existing 6" pipe drain in the passage off Dadar and Kumbharwada Cross Lane ... | 33 7 10 | | 33 7 10 | |
| Laying a 6" pipe drain in the passage at Currey Road ... | 471 10 2 | | 471 10 2 | |
| Laying a 9" pipe drain in the passage leading to Government Gate Road, Parel ... | 2,139 0 6 | | 2,139 0 6 | |
| Laying a 4" C. I. pipe drain from DeLisle Road to the boundary of the Century Mill premises ... | 4,816 0 10 | | 4,816 0 10 | |
| Providing an additional pipe sewer and Ejector in Fergusson Road near its junction at DeLisle Road (North) ... | 8,000 0 0 | | 8,000 0 0 | |
| Laying a 6" pipe sewer in the passage near the Lunatic Asylum, Colaba ... | 1,364 5 4 | | 1,364 5 4 | |
| Laying a branch drain in the passage off Mount Pleasant Road ... | 727 10 6 | | 727 10 6 | |
| C—Drainage Works—Carried over Rs. ... | 2,12,93,178 3 11 | 1,556 2 6 | 2,12,94,734 5 5 | |
| Carried over Rs. ... | 2,25,08,014 9 7 | 22,98,070 0 5 | 2,48,06,084 10 0 | 2,48,06,084 10 0 |

Appendix No. 8—continued.

| | Capital Expenditure upto 31st March 1921. | Expended during the year. | Total Capital Expenditure upto 31st March 1922. | GRAND TOTAL. |
|---|---|------------------------------|---|------------------|
| | Rs. a. p. | Rs. a. p. | Rs. a. p. | Rs. a. p. |
| Brought forward Rs. ... | 2,26,08,014 9 7 | 22,98,070 0 5 | 2,48,06,084 10 0 | 2,48,06,084 10 0 |
| C—Drainage Works, brought forward Rs... | 2,12,98,178 2 11 | 1,556 2 6 | 2,12,94,734 5 5 | |
| Laying a 6" pipe sewer at Banganga Tank Lane | 929 8 9 | | 929 8 9 | |
| Laying a 7" pipe drain on the eastern boundary of the Babula Tank ... | 1,821 9 2 | | 1,821 9 2 | |
| Laying a 6" pipe drain in Gowalia Tank Road | 387 11 9 | | 387 11 9 | |
| Laying a 6" pipe drain at Victoria Bunder Road | 367 11 6 | | 367 11 6 | |
| Laying a 9" pipe drain in Kamatipura 9th Street | 562 1 2 | | 562 1 2 | |
| Laying a 6" pipe drain in the lane behind No. 49-51, Warden Road ... | 1,610 10 10 | | 1,610 10 10 | |
| Giving street connections to storm-water drains in the City | 46,741 11 6 | | 46,741 11 6 | |
| Laying a 6" pipe drain at Warden and Tardeo Roads | 480 8 6 | | 480 8 6 | |
| Laying a 6" pipe sewer in the compound of premises No. 14-20 to the east of Cumballa Hotel Lane ... | 615 3 7 | | 615 3 7 | |
| Laying a 6" pipe drain in the passage leading to Khed Tank in the north of Elphinstone Road | 1,027 11 8 | | 1,027 11 8 | |
| Laying a 6" pipe drain in the passage to the east of Cumballa Hotel Lane. | 834 6 2 | | 834 6 2 | |
| Laying a 6" pipe drain at Nepean Sea Road | 978 13 7 | | 978 13 7 | |
| Colaba Sewerage Work | 44,836 14 11 | | 44,836 14 11 | |
| Sewerage of the Malabar Hill District | 7,394 12 2 | | 7,394 12 2 | |
| Laying a 4" air main in Victoria Extension Road from the junction of Victoria Road and Mount Road to Ejector Station No. 2, Mazagaon, in place of the existing 2½" O. I. main. | 4,320 0 2 | | 4,320 0 2 | |
| Construction of a sealed sewage main from the Elphinstone Road Ejector Station to Worli Road | 68,326 11 1 | | 68,326 11 1 | |
| Constructing a masonry drain with four manholes and eight half-sized water entrances at DeLisle Road ... | 6,351 8 10 | | 6,351 8 10 | |
| Filling in the open side drains on both the sides and providing covered storm-water drains with water tables and water gullies in portions of 1st to 5th Khetwadi Lanes and Main Roads | 7,431 11 8 | | 7,431 11 8 | |
| Filling in old side drains and providing a covered drain with manholes, full-sized and half-sized water entrances, with water tables on 14th Khetwadi Lane... .. | 3,104 6 2 | | 3,104 6 2 | |
| Providing storm-water drain with water entrances and water tables at 11th Khetwadi Lane | 3,184 12 1 | | 3,184 12 1 | |
| Constructing a road-side drain and providing a covered storm-water drain at Girgaum Back Road ... | 12,952 13 9 | | 12,952 13 9 | |
| Laying a 6" pipe drain on the West of Dadar Road | 258 10 8 | | 258 10 8 | |
| Laying a 9" pipe sewer between Charni Road and Khetwadi 11th Lane ... | 1,639 3 1 | | 1,639 3 1 | |
| Making three drainage connections to the storm-water drain in Hornby Road | 288 0 10 | | 288 0 10 | |
| Surface drainage of Dadar and Nairgaum Roads | 22,810 14 4 | | 22,810 14 4 | |
| Providing new pattern storm-water entrances with cast-iron grating and frames | 56,073 15 5 | | 56,073 15 5 | |
| Subsidiary works at the Love Grove New Pumping Station in connection with the measures for relieving the surcharging of sewers | 1,00,456 5 7 | | 1,00,456 5 7 | |
| C—Drainage Works—Carried over Ra. ... | 2,16,88,416 6 6 | 1,556 2 6 | 2,16,89,972 9 0 | |
| Carried over Rs. ... | 2,25,08,014 9 | 22,98,070 0 5 | 2,48,06,084 10 0 | 2,48,06,084 10 0 |

Appendix No. 8—continued.

| | Capital Expenditure upto 31st March 1921. | | | Expended during the year. | | | Total Capital Expenditure upto 31st March 1922. | | | GRAND TOTAL. | | |
|---|---|----------|----------|---------------------------|-----------|----------|---|-----------|----------|--------------|----|----|
| | Rs. | a. | p. | Rs. | a. | p. | Rs. | a. | p. | Rs. | a. | p. |
| Brought forward Rs. ... | 2,25,08,014 | 9 | 7 | 22,98,070 | 0 | 5 | 2,48,06,084 | 10 | 0 | 2,48,06,084 | 10 | 0 |
| C—Drainage Works—Brought forward Rs. | 2,16,88,416 | 6 | 6 | 1,556 | 2 | 6 | 2,16,89,972 | 9 | 0 | | | |
| Laying a 15" pipe sewer from the Wellington Fountain to the head manhole of the Mint Road ovoid sewer ... | 26,707 | 6 | 10 | | | | 26,707 | 6 | 10 | | | |
| Additions to and enlargement of existing sewers in connection with the duplication of Tansa main ... | 10,81,516 | 5 | 7 | 89,803 | 1 | 4 | 10,71,319 | 6 | 11 | | | |
| Sewerage of the north of the Island ... | 5,85,484 | 4 | 1 | 11,773 | 5 | 9 | 5,97,257 | 9 | 10 | | | |
| Laying a 12" & 9" stoneware pipe sewer in a passage off Elphinstone Road in the locality known as "Saitan Chaulki" near Khed Tank ... | 22,466 | 15 | 6 | | | | 22,466 | 15 | 6 | | | |
| Provision of a 3" pipe sewer in a portion of Mahim District, a septic tank near the foreshore at Mori Road, Mahim, and a hopper near the foreshore at Mori Road ... | 44,492 | 7 | 6 | | | | 44,492 | 7 | 6 | | | |
| Constructing a storm-water drain 2' x 2' with water entrances in Wandby Road and Napier Road from Ravelin Street to Horuby Road ... | 21,879 | 14 | 0 | | | | 21,879 | 14 | 0 | | | |
| Providing a 2' x 2' storm-water drain with half-sized water entrances and water tables at Currey Road ... | 23,738 | 7 | 3 | | | | 23,738 | 7 | 3 | | | |
| Regrading and covering the old drain from Foras Road to Falkland Road drain and constructing a storm-water drain 2' x 2' in Annesley Road ... | 30,316 | 11 | 8 | | | | 30,316 | 11 | 8 | | | |
| Providing a 4' circular storm-water drain in Parel Road from Chinchpokli Road to Connaught Road ... | 58,886 | 8 | 0 | | | | 58,886 | 8 | 0 | | | |
| Providing a storm-water drain in Victoria Road from Mount Road to the east end of the Sassoon Compound. | 17,384 | 1 | 8 | | | | 17,384 | 1 | 8 | | | |
| Constructing a storm-water drain in Kalachowki Road and Parel Road ... | 21,127 | 3 | 10 | 15,326 | 1 | 10 | 36,453 | 5 | 8 | | | |
| Laying a 6" pipe drain in a passage near Saitan Chowky at Khed Tank. | 8,020 | 9 | 8 | | | | 8,020 | 9 | 8 | | | |
| Victoria Garden's Drainage Works for stopping the breeding of Mosquitoes | 18,715 | 7 | 4 | | | | 18,715 | 7 | 4 | | | |
| Constructing storm-water drain 2' x 2' x 6" in Thakurdwar Road between Queen's Road and Girgaum Road ... | 17,389 | 7 | 3 | | | | 17,389 | 7 | 3 | | | |
| Providing a covered Storm-water drain in Girgaum Road from New Wadi to Thakurdwar Road ... | 21,829 | 2 | 7 | | | | 21,829 | 2 | 7 | | | |
| Payment to Mr. G. Midgley Taylor for his advice on the following drainage schemes:— | | | | | | | | | | | | |
| (1) New Storm-water Outfall at Worli together with pumping arrangements ... | 8,142 | 12 | 1 | | | | 8,142 | 12 | 1 | | | |
| (2) Additional Pumping Machinery at Love Grove Pumping Station on account of the duplication of the Tansa Main. | 1,787 | 11 | 2 | | | | 1,787 | 11 | 2 | | | |
| (3) Initial advice on the question of a Storm-water Outfall at Worli ... | 8,929 | 13 | 2 | | | | 8,929 | 13 | 2 | | | |
| Constructing a 2' x 2' storm-water covered masonry drain in Gowalia Tank Road ... | 16,431 | 10 | 6 | | | | 16,431 | 10 | 6 | | | |
| Constructing a storm-water covered masonry drain in a portion of Gibb's Road, Pedder Road, Hughes Road and Babulnath Road ... | 11,380 | 0 | 3 | | | | 11,380 | 0 | 3 | | | |
| Constructing a 1'-6" x 1'-6" storm-water covered masonry drain in Dammar Lane and 2' x 2' drains in French Road ... | 13,981 | 9 | 3 | | | | 13,981 | 9 | 3 | | | |
| Providing a 6" pipe drain in the common house gully between Nizampura Street and Masjid Street ... | 6,271 | 14 | 7 | | | | 6,271 | 14 | 7 | | | |
| Providing 2' x 2' storm-water drain with half sized water entrances and water tables at Gamdevi Road ... | 20,219 | 0 | 2 | | | | 20,219 | 0 | 2 | | | |
| Providing storm-water drain 2' x 2' and 2'-6" x 2'-6" in Worli Road from its junction with Cleveland Road to a distance of 2,550 feet southwards ... | 32,317 | 4 | 4 | | | | 32,317 | 4 | 4 | | | |
| C—Drainage—Total ...Rs. | 2,37,42,763 | 2 | 9 | 68,458 | 11 | 5 | 2,38,11,241 | 14 | 2 | | | |
| Carried over Rs. ... | 2,25,08,014 | 9 | 7 | 22,98,070 | 0 | 5 | 2,48,06,084 | 10 | 0 | 2,48,06,084 | 10 | 0 |



Appendix No. 8—continued.

| | Capital Expenditure upto 31st March 1921. | Expended during the year. | Total Capital Expenditure upto 31st March 1922. | GRAND TOTAL. |
|--|---|------------------------------|---|------------------|
| | Rs. a. p. | Rs. a. p. | Rs. a. p. | Rs. a. p. |
| Brought forward Rs.... | 2,25,08,014 9 7 | 22,98 070 0 5 | 2,48,06,084 10 0 | 2,48,06,084 10 0 |
| C—Drainage Works—Brought forward Rs. | 2,37,42,783 2 9 | 68,458 11 6 | 2,38,11,241 14 2 | |
| Providing 2' x 2' storm-water drain with half-sized water gullies and water tables in Chaupati Road ... | 18,732 1 2 | | 18,732 1 2 | |
| Providing a storm-water drain in Victoria Road from Mount Road to Reay Road ... | 24,671 12 1 | | 24,671 12 1 | |
| Construction of storm-water drain in Mount Road from Love Lane to Victoria Road ... | 38,607 15 1 | | 38,607 15 1 | |
| Providing a 3' circular storm-water drain in Fergusson Road between the culvert on the Low Level Channel and its junction with Haines Road... | 63,066 7 5 | | 63,066 7 5 | |
| Providing a covered masonry storm-water drain from Culvert No. 9 (north of the Mahalaxmi Railway Station) to— | | | | |
| (a) storm water drain in Haines Road and | | | | |
| (b) a distance of 2,620 feet northwards in the line of the water course east of the B. B. and C. I. Railway lines ... | 77,081 2 11 | 48 2 6 | 77,129 5 5 | |
| Covering the open storm-water drain at Parel Cross Road from Kalachauki Road to Arthur Road... | 20,773 15 10 | | 20,773 15 10 | |
| Providing storm-water drains in Girgaum Road, Charni Road and Queen's Road and filling in side drains ... | 50,717 13 6 | | 50,717 13 6 | |
| Providing storm-water drains and gas lamps in Old Hanuman 1st and 2nd Cross Lanes ... | 13,303 13 5 | | 13,303 13 5 | |
| Construction of a large size storm-water drain on the portion of the eastern avenue between Elphinstone and Naigaum Cross Roads near Vincent Road ... | 52,837 0 0 | 1,663 8 8 | 54,500 8 8 | |
| Providing storm-water drain between Girgaum Back Road and Paper Mill Lane to Girgaum Back Road and Proctor Road ... | 9,855 15 7 | | 9,855 15 7 | |
| Providing chambers over storm-water drain at Chukla Street ... | 18,283 10 3 | | 18,283 10 3 | |
| Providing a storm-water drain in Tulsi Pipe Line ground from Dadar Station to Mahim Bay ... | 3,98,775 4 8 | 3,33,815 15 4 | 7,32,591 4 0 | |
| Providing a storm-water covered masonry drain in a portion of Khetwady Main Road ... | 12,027 7 9 | 258 12 0 | 12,286 3 9 | |
| Construction of a storm-water drain in Khetwady 10th Lane ... | 9,143 2 7 | 258 12 1 | 9,401 14 8 | |
| Construction of a storm-water drain in Khetwady 13th lane ... | 7,322 4 3 | 258 12 1 | 7,581 0 4 | |
| Installation of a temporary Air Compressor Station at Bhandarwada ... | 10,421 12 0 | 11,978 12 4 | 22,400 8 4 | |
| Providing a storm-water drain from water course No. 37 to the existing storm-water circular drain at the junction of Arthur Road and Lamington Road ... | 11,012 0 3 | | 11,012 0 3 | |
| Providing a circular storm-water drain in Warden Road from its junction with Pedder Road to its junction with Hornby Villard ... | 67,409 15 9 | 4,087 2 0 | 71,497 1 9 | |
| Providing a storm-water drain in Pedder Road ... | 62,638 7 3 | 45,540 12 0 | 98,179 3 3 | |
| Providing a storm-water drain in Naigaum Cross Road ... | 90,908 8 9 | 31,791 9 11 | 1,22,700 2 8 | |
| Providing a storm-water drain in Dadar Road ... | 62,672 2 1 | 5,068 7 11 | 67,735 10 0 | |
| Providing a storm-water drain at the Bomanji Pettit Road ... | 117 13 5 | 25,631 1 5 | 25,748 14 10 | |
| Providing a circular storm-water drain in Parel Tank Road from the junction of roadway leading to Mr. Dabholker's bungalow to the proposed Elphinstone Sewree Road ... | 47,971 10 3 | 300 0 0 | 48,271 10 3 | |
| C—Drainage Works—Carried over Rs. ... | 2,48,91,185 7 6 | 5,29,156 7 8 | 2,54,20,290 15 2 | |
| Carried over Rs. | 2,25,08,014 9 7 | 22,98,070 0 5 | 2,48,06,084 10 0 | 2,48,06,084 10 0 |

Appendix No. 8—continued.

| | Capital Expenditure upto 31st March 1921. | | Expended during the year. | | Total Capital Expenditure upto 31st March 1922. | | GRAND TOTAL. | |
|--|---|------------|---------------------------|-------------|---|-------------|--------------------|-------------|
| | Rs. | a. p. | Rs. | a. p. | Rs. | a. p. | Rs. | a. p. |
| Brought forward Rs. ... | 2,25,08,014 | 9 7 | 22,98,070 | 0 5 | 2,48,06,084 | 10 0 | 2,48,06,084 | 10 0 |
| C—Drainage Works—Brought forward Rs. | 2,48,91,135 | 7 6 | 6,29,155 | 7 8 | 2,54,20,290 | 15 2 | | |
| Diverting a pipe sewer and a storm-water drain coming in the way of widening Frere Bridge (Municipal shore) | 9,172 | 15 8 | 125 | 0 0 | 9,297 | 15 8 | | |
| Providing a covered masonry storm-water drain at Mahim, Fort Road ... | | | 489 | 8 8 | 489 | 8 8 | | |
| Providing a masonry covered drain with water entrances and water tables in Kumbharwada Street between Durgadevi and Grant Road ... | | | 36 | 14 8 | 36 | 14 8 | | |
| Providing a storm-water drain and filling in the open road side drain in Kumbharwada Road between Durgadevi Road and Sandhurst Road ... | | | 36 | 14 8 | 36 | 14 8 | | |
| Providing storm-water drains in a portion of Ghorupdeo Road, Albert Road and Port Trust new Road ... | | | 48 | 10 8 | 48 | 10 8 | | |
| Constructing a storm water covered drain from French Bridge Low Level Road and connecting it to the existing drain at the junction of Dammer Lane and French Road ... | | | 11,630 | 5 8 | 11,630 | 5 8 | | |
| Providing water entrances in Bellais Road between Lamington Road and Ripon Road | | | 57 | 15 6 | 57 | 15 6 | | |
| Constructing storm-water drains in Old Purbhadevi Road and the new road with an out-fall into the Mahim Bay | | | 48 | 0 4 | 48 | 0 4 | | |
| Constructing storm-water drains in new Purbhadevi Road, proposed new road and Worli Road and discharging into the Low Level channel No. 1 | | | 48 | 0 4 | 48 | 0 4 | | |
| Constructing a storm-water drain with water gullies and providing manholes and water gullies for the existing drain in Fannaswadi between Thakurdwar Road and Dady Seth Agiary Street | | | 15,744 | 1 9 | 15,744 | 1 9 | | |
| Providing covered masonry storm-water drain for 3rd Parseowada Lane | | | 36 | 14 10 | 36 | 14 10 | | |
| Providing storm-water drain in Ohinchpokli Road | | | 39,338 | 8 9 | 39,338 | 8 9 | | |
| Providing a storm-water drain in Cavel Lane | | | 10,245 | 15 10 | 10,245 | 15 10 | | |
| Providing a storm-water covered masonry drain in Kandewady Lane between Girgaum Road and Sadasshiv street | | | 8,769 | 13 11 | 8,769 | 13 11 | | |
| C—Drainage—Total ...Rs. | 2,49,00,308 | 7 2 | 6,16,807 | 4 10 | 2,55,16,115 | 12 0 | 2,55,16,115 | 12 0 |
| D—WATER WORKS— | | | | | | | | |
| Vihar Lake (value of) | 45,21,943 | 7 9 | | | 45,21,943 | 7 9 | | |
| Tulsi Water Works | 37,61,888 | 6 0 | | | 37,61,888 | 6 0 | | |
| Vihar Outlet Tower | 2,38,111 | 10 0 | | | 2,38,111 | 10 0 | | |
| Service Reservoir at Bhandarwada ... | 10,16,830 | 13 8 | | | 10,16,830 | 13 8 | | |
| Tulsi gathering ground | 94,500 | 0 0 | | | 94,500 | 0 0 | | |
| Malabar Hill Reservoir | 4,00,000 | 0 0 | | | 4,00,000 | 0 0 | | |
| New hydrants, including cost of erection | 20,376 | 7 1 | | | 20,376 | 7 1 | | |
| Construction of a double-storeyed chawl for the Water Works staff and quarters for the Superintendent | 29,182 | 3 3 | | | 29,182 | 3 3 | | |
| Survey of new catch-water channels, &c. | 7,838 | 4 1 | | | 7,838 | 4 1 | | |
| Construction of filter beds at Vihar ... | 1,04,433 | 15 11 | | | 1,04,433 | 15 11 | | |
| Improvement of the water-supply of the outlying districts | 6,82,065 | 0 8 | | | 6,82,065 | 0 8 | | |
| Raising the Tulsi dams | 1,13,257 | 9 7 | | | 1,13,257 | 9 7 | | |
| Providing additional catch-water channels at Vihar and Tulsi | 91,794 | 0 6 | | | 91,794 | 0 6 | | |
| Purchase of check meters for the prevention of waste of water ... | 1,27,132 | 14 8 | | | 1,27,132 | 14 8 | | |
| Enlarging different mains | 1,08,130 | 8 6 | | | 1,08,130 | 8 6 | | |
| D—Water Works—Carried over Rs. ... | 1,13,12,985 | 5 8 | | | 1,13,12,985 | 5 8 | | |
| Carried over Rs. ... | 4,74,08,823 | 0 9 | 29,18,877 | 6 8 | 5,03,22,200 | 6 0 | 50,32,200 | 6 0 |

Appendix No. 8—continued.

| | Capital Expenditure upto 31st March 1921. | Expended during the year. | Total Capital Expenditure upto 31st March 1922. | GRAND TOTAL. |
|---|---|------------------------------|---|-----------------|
| | Rs. a. p. | Rs. a. p. | Rs. a. p. | Rs. a. p. |
| Brought forward Rs. ... | 4,74,08,323 0 9 | 29,13,877 5 3 | 5,03,22,200 0 0 | 5,03,22,200 6 0 |
| D—Water Works, brought forward Rs. ... | 1,13,12,985 5 8 | | 1,13,12,985 5 8 | |
| Cost of new water mains from Nesbit Road to Babula Tank | 15,000 0 0 | | 15,000 0 0 | |
| Establishment charges | 80,770 0 0 | | 80,770 0 0 | |
| Portion of excess cost of Vohar Outlet Tower | 31,675 6 8 | | 31,675 6 8 | |
| Provision of turbine at the Malabar Hill Reservoir | 2,282 0 0 | | 2,282 0 0 | |
| Malabar Hill Reservoir (extra cost) ... | 1,14,039 2 6 | | 1,14,039 2 6 | |
| Increasing and improving the distribu- tion of the water-supply and pro- viding higher levels, Tulsī District, with filtered water | 20,211 8 4 | | 20,211 8 4 | |
| 18" main in Frere Road from the Bhandarwada Reservoir to Carnac Road and 12" main from Carnac Road to Mint | 80,031 5 0 | | 80,031 5 0 | |
| Concrete trench, waste weir, Vohar Lake | 30,608 7 1 | | 30,608 7 1 | |
| Mains in 14 streets west of Frere Road and other mains in various places ... | 59,275 1 8 | | 59,275 1 8 | |
| Arthur Road connection works neces- sitated by the laying of the Tansa 27" main | 9,542 10 5 | | 9,542 10 5 | |
| Deacon's meters | 16,788 0 0 | | 16,788 0 0 | |
| Providing an asphalt surface to the floor of the settling basin of the Malabar Hill Reservoir and other works in connection therewith ... | 92,872 9 2 | | 92,872 9 2 | |
| Pawal Water Works | 5,84,586 0 5 | | 5,84,586 0 5 | |
| Additional Water Mains | 98,386 0 10 | | 98,386 0 10 | |
| Extension of Tulsī Catch-water Channel | 20,836 9 1 | | 20,836 9 1 | |
| Tansa Water Works including cost of survey | 1,19,85,508 15 0 | | * 1,19,85,508 15 0 | |
| Improvements of the outlet towers at Vohar and Tulsī | 12,842 13 10 | | 12,842 13 10 | |
| 9" main from Ghorupdeo Road to Jackeria Bunder Road and 6" main from thence to Sewri Cemetery Road. | 27,892 4 7 | | 27,892 4 7 | |
| New mains in Reay Road, &c. ... | 1,042 5 0 | | 1,042 5 0 | |
| Main along Kalachowki Road from Parel Road to Ghorupdeo Road and along Reay Road from Kalachowki Road to Bhandarwada Reservoir ... | 1,26,969 12 8 | | 1,26,969 12 8 | |
| 9" service main connected at one end with the Bhandarwada Re- servoir and at the other with the Sewri Road 12" main and supple- mented midway by a 9" service main down Connaught Road ... | 48,364 0 5 | | 48,364 0 5 | |
| Extension of water mains in various places | 28,026 6 5 | | 28,026 6 5 | |
| Further alterations and improvements at the Malabar Hill Reservoir ... | 29,971 14 8 | | 29,971 14 8 | |
| Covering storage basin at the Bhandar- wada Reservoir and constructing filters over it | 91,052 13 0 | | 91,052 13 0 | |
| Road from Vohar to Tulsī within a light tramway to carry pipes ... | 471 3 6 | | 471 3 6 | |
| 9" and 10" pipes from Grant Road to Kamathipura | 7,163 8 9 | | 7,163 8 9 | |
| Distribution mains in Tardeo and Gam- devi Roads | 7,391 5 2 | | 7,391 5 2 | |
| Mains from 48" Tansa main at Chinch- pokli to Grant Road and 32" main from Grant Road to Malabar Hill ... | 2,10,000 0 0 | | 2,10,000 0 0 | |
| 32" outlet mains from Malabar Hill to Chowpati | 30,000 0 0 | | 30,000 0 0 | |
| Construction of additional filters at the Malabar Hill Reservoir | 2,45,319 9 2 | | 2,45,319 9 2 | |
| Replacement of the Vohar main for the whole distance between Vohar and Coorla, north of Coorla | 6,46,945 5 4 | | 6,46,945 5 4 | |
| Removing and relaying the 32" Vohar main, south of Coorla | 5,17,726 14 7 | | † 5,17,726 14 7 | |
| D—Water Works—Carried over Rs. ... | 2,95,36,624 1 1 | | 2,95,36,624 1 1 | |
| Carried over Rs. ... | 4,74,08,323 0 9 | 29,13,877 5 3 | 5,03,22,200 0 0 | 5,03,22,200 6 0 |

* Inclusive of Rs. 2,40,000 paid out of the Premium received on the Loan.

† Inclusive of Rs. 2,74,000 paid from the contribution received from the G. I. P. Railway Co.

Appendix No. 8—continued.

| | Capital Expenditure upto 31st March 1921. | Expended during the year. | Total Capital Expenditure upto 31st March 1922. | GRAND TOTAL. |
|--|---|------------------------------|---|-----------------|
| | Rs. a. p. | Rs. a. p. | Rs. a. p. | Rs. a. p. |
| Brought forward Rs. ... | 4,74,08,328 0 9 | 29,18,877 5 3 | 5,03,22,200 6 0 | 5,03,22,200 6 0 |
| D—Water Works, brought forward Rs. ... | 2,95,36,624 1 1 | | 2,95,36,624 1 1 | |
| 9" and 4" mains in the new roads in the Agripada District ... | 43,790 0 4 | | 43,790 0 4 | |
| 4" main in New Street near Lohar Chawl ... | 2,531 10 0 | | 2,531 10 0 | |
| Mains in the 1st Nagpada Scheme ... | 6,731 6 1 | | 6,731 6 1 | |
| 4" main along Wodehouse Road ... | 2,426 2 11 | | 2,426 2 11 | |
| 4" main in Saukli Street ... | 1,140 11 7 | | 1,140 11 7 | |
| 4" main in Connaught Road Estate ... | 1,666 9 8 | | 1,666 9 8 | |
| 48" Tansa main at Chinchpokli to Grant Road and 32" main from Grant Road to Malabar Hill... | 47,629 7 1 | | 47,629 7 1 | |
| 32" outlet mains from Malabar Hill to Chowpati ... | 15,922 14 6 | | 15,922 14 6 | |
| Laying new water mains and fixing hydrants in the roads, "City Improvement Trust Scheme No. IV" ... | 30,743 12 5 | | 30,743 12 5 | |
| Laying water mains in B Ward ... | 1,17,921 12 8 | | 1,17,921 12 8 | |
| Laying water mains on the Colaba Reclamation ... | 86,269 2 0 | | 86,269 2 0 | |
| Laying water mains in A Ward ... | 1,20,996 13 1 | | 1,20,996 13 1 | |
| Construction of quarters for Water Works Office Staff on the Babula Tank Site ... | 1,650 10 3 | | 1,650 10 3 | |
| Laying a 9" main along Mount Road from its junction with Love Lane to the junction at Victoria Road and a 6" main along Ghorupdeo Road to be joined to the 6" main already laid in Albert Road ... | 15,972 15 0 | | 15,972 15 0 | |
| Laying an additional 9" main on the 24" main, somewhat north of Government House, Parel, to join the 4" main in Lady Jansetti Road. | 13,094 10 0 | | 13,094 10 0 | |
| Providing quarters and offices for Water Works Inspector in A, B, C, E, F Wards ... | 13,884 15 8 | | 13,884 15 8 | |
| <i>Tansa Reduplication and Auxiliary Works—</i> | | | | |
| Duplicating Syphons Nos. 1 to 7... | 33,73,402 11 10 | | 33,73,402 11 10 | |
| Do. Syphon No. 8 ... | 29,60,503 11 7 | | 29,60,503 11 7 | |
| Raising Tansa Dam ... | 4,40,273 10 9 | | 4,40,273 10 9 | |
| Distributing mains in the City ... | 4,79,143 6 7 | | 4,79,143 6 7 | |
| General expenses ... | 61,722 7 8 | | 61,722 7 8 | |
| Laying a 5" service main in Sandburat Road ... | 37,255 7 5 | | 37,255 7 5 | |
| Laying a 14" main in Parel Road north of Grant Road... | 19,010 8 3 | | 19,010 8 3 | |
| Substitution of an electrically driven Turbine pump for plunger pumps and construction of a water tower on the Malabar Hill Reservoir ... | 38,426 12 8 | 1,599 2 0 | 40,025 14 8 | |
| Renewal of water mains in the Girgaum District for improvement of the water supply... | 43,890 2 11 | | 43,890 2 11 | |
| 15" water main from 24" main in Bhoiwada to Elphinstone Road as far as new Parbhadevi Road and thence a 9" main to the Century Mill ... | 49,452 0 2 | | 49,452 0 2 | |
| New mains in various places ... | 28,803 1 1 | | 28,803 1 1 | |
| Covering storage basin at the Bhandarwada Reservoir and constructing filters over it ... | 44,597 14 4 | | 44,597 14 4 | |
| Excess cost of Worli Road main ... | 21,696 4 1 | | 21,696 4 1 | |
| Residence of the Chief Inspector, Water Works, at Babula Tank Road, and rooms for 6 sluicemen ... | 32,028 1 3 | | 32,028 1 3 | |
| 24" and 27" mains from Malabar Hill Reservoir to Frere Fountain, Fort ... | 50,093 1 2 | | 50,093 1 2 | |
| Connections at Chinchpokli between Tansa and Vihar mains ... | 7,402 1 4 | | 7,402 1 4 | |
| Laying water mains in Wellington Lines ... | 4,397 9 5 | | 4,397 9 | |
| D—Water Works—Carried over Rs. ... | 3,77,00,596 10 10 | 1,599 2 0 | 3,77,02,195 12 10 | |
| Carried over Rs. ... | 4,74,08,328 0 9 | 29,18,877 5 3 | 5,03,22,200 6 0 | 5,03,22,200 6 0 |

Appendix No. 8—continued.

| | Capital Expenditure upto 31st March 1921. | Expended during the year. | Total Capital Expenditure upto 31st March 1922. | GRAND TOTAL. |
|--|---|------------------------------|---|------------------------|
| | Rs. a. p. | Rs. a. p. | Rs. a. p. | Rs. a. p. |
| Brought forward Rs. ... | 4,74,08,323 0 9 | 29,13,877 5 3 | 5,03,22,200 6 0 | 5,03,22,200 6 0 |
| D—Water Works, brought forward Rs. ... | 3,77,00,596 10 10 | 1,599 2 0 | 3,77,02,195 12 10 | |
| Renewing 3" main in B Ward with 4" pipes—extra cost chargeable to Capital | 4,533 8 4 | | 4,533 8 4 | |
| Replacing 32" Vihar pipes for 1½ miles by 48" C. I. pipes (north of Coorla). 9" main in DeLisle Road | 2,82,483 15 0 9,849 6 1 | | 2,82,483 15 0 9,849 6 1 | |
| 4" main in Kharu Talao Road | 2,774 11 7 | | 2,774 11 7 | |
| Providing the trunk water mains with Venturi water meters | 23,000 0 0 | | 23,000 0 0 | |
| Fixing Deacon's meters on the distri- buting mains | 20,445 4 8 | | 20,445 4 8 | |
| Extending the existing 9" main in the Agripada District along Gilder Street to join the existing 32" main in Grant Road | 11,904 13 6 | | 11,904 13 6 | |
| Extending the existing 9" main in DeLisle Road to join with 15" main in Elphinstone Road | 8,983 12 0 | | 8,983 12 0 | |
| Travelling expenses to an Inspector and a lascar for taking survey, &c., in connection with the storage reservoir and filter beds at Ghat- koper | 35 0 6 | | 35 0 6 | |
| Constructing office, quarters and store-rooms for W. W., G Ward, at DeLisle Road on the site of Foras Tank | 19,415 3 11 | | 19,415 3 11 | |
| Extending the 9" main laid along the bank of the drainage channel across the proposed Foras Road from the Century Mill to join the existing 9" main at Worli | 4,092 4 11 | | 4,092 4 11 | |
| Constructing a Screening Tower at Vehar Lake | 25,027 5 5 | | 25,027 5 5 | |
| Construction of a terminal Service Reservoir at Kiroi near Ghatkoper ... | 2,69,418 15 2 | 404 3 6 | 2,69,823 2 8 | |
| Reservoir at Golanji Hill | 3,783 6 6 | | 3,783 6 6 | |
| Miscellaneous expenses in connection with the removal of the villages in the Tansa Catchment area | 36 9 0 | | 36 9 0 | |
| Amount payable to the G. I. P. Rail- way as Municipal contribution towards the cost of extending the Tansa Main overbridge at Ghat- koper on account of the quadrup- ling of the Railway lines | 23,768 0 0 | | 23,768 0 0 | |
| Laying 9" x 6" mains on the estate of the City Improvement Trust between King's Way and the G. I. P. Railway Dadar Station | 82,163 5 4 | 36,066 11 0 | 1,24,230 0 4 | |
| Laying water mains in the new roads constructed by the City Improve- ment Trust in their Agripada Estates | 30,548 8 8 | 12,709 1 4 | 48,257 10 0 | |
| Laying a 6" water main and provision of fire hydrants in Lady Har- dings Road | 4,910 6 2 | | 4,910 6 2 | |
| Laying mains in Pawwall Street ... | 5,914 3 6 | 2,826 5 5 | 8,740 8 11 | |
| Laying 5" water mains in a portion of the C. I. Trust Scheme No. XXXI between Jijibhai Lane and Lal Bang | 10,055 11 11 | 3,151 9 6 | 13,207 5 5 | |
| Constructing a mechanical filtration plant at Talsi Lake for purifying Talsi water and the work of conver- sion of obsolete filters at Malabar Hill into Reservoir Storage | 1,98,937 1 10 | 44,644 13 9 | 2,43,581 15 7 | |
| Installation of filters at Pawai for purifying water | 42,073 5 10 | 1,51,968 15 10 | 1,94,032 5 8 | |
| Increasing the storage of Malabar Hill Reservoir by 7 million gallons ... | 1,73,463 3 4 | 2,74,004 7 10 | 4,47,467 11 2 | |
| Laying water mains and Fire service Hydrant on Ballard Estate | | 49,941 7 7 | 49,941 7 7 | |
| Laying water mains in Foras Road City Improvement Trust Scheme 5th Diverting Pawai Thana Road leading through the centre of Pawai Lake ... | | 7,807 15 1 280 10 4 | 7,807 15 1 280 10 4 | |
| D—Water Works, Carried over Rs. ... | 3,89,64,214 9 0 | 5,85,395 7 2 | 3,95,49,610 0 2 | |
| Carried over Rs. ... | 4,74,08,323 0 9 | 29,13,877 5 3 | 5,03,22,200 6 0 | 5,03,22,200 6 0 |

Appendix No. 8—continued.

| | Capital Expenditure upto 31st March 1921. | Expended during the year. | Total Capital Expenditure upto 31st March 1922. | GRAND TOTAL. |
|---|---|------------------------------|---|------------------------|
| | Rs. a. p. | Rs. a. p. | Rs. a. p. | Rs. a. p. |
| Brought forward Ra. ... | 4,74,08,823 0 9 | 29,13,877 5 3 | 5,03,22,200 6 0 | 5,03,22,200 6 0 |
| D—Water Works—Brought forward Re... | 8,89,64,214 9 0 | 5,86,896 7 2 | 3,95,49,610 0 2 | |
| Laying 6" mains in roads Nos. 1 to 5 between Balaram Street and Foras Road | | 13,205 7 1 | 13,205 7 1 | |
| Laying 6" water main in Chikhawadi. Protection of catchment areas Tansa Lake | | 9,218 8 7 | 9,218 8 7 | |
| Replacement of mains in various parts of the City by mains of larger size ... | | 32 10 0 | 32 10 0 | |
| Tansa Triplication :— Widening the Track along Tansa Pipe line between Pogaon and Po- kran | 18,901 10 8 | 4,87,166 1 6 | 5,06,067 12 2 | |
| Preliminary fees and expenses ... | 6,790 0 0 | 27,389 12 6 | 34,179 12 6 | |
| Cost of making survey of the country through which the new aqueduct could be constructed | 14,866 0 0 | 5,878 2 7 | 20,744 2 7 | |
| Section I.—Forming pipe from Tansa to Bandra, supplying and laying trolley lines, erecting sluice house, Inspectors houses, temporary engine house and semi-permanent buildings and accommodation, roads, etc. ... | | 6,88,111 6 4 | 6,88,111 6 4 | |
| Section IA.—Tansa Atgaon metallised road | 66,046 6 9 | 2,45,442 6 11 | 3,11,488 13 8 | |
| Section IB.—Raising Tansa Dam ... | 5,247 9 3 | 4,56,104 13 9 | 4,61,352 7 0 | |
| Section IC.—Acquisition of land for embankments for new pipe tracks and trolley lines | | 9,095 13 7 | 9,095 13 7 | |
| Section ID.—Altering outlet well and constructing head works and control room at Tansa | | 70 0 0 | 70 0 0 | |
| Section II.—Supplying and laying about 42 miles steel pipes from Tansa to Pogaon | | 1,14,197 4 2 | 1,14,197 4 2 | |
| Section III.—Supplying and laying about 63 miles steel pipes, &c., from Pogaon to Pokran | | 76,590 7 0 | 76,590 7 0 | |
| Section VII.—Constructing new bridge and approaches at Bandra for carrying two 57" mains over the Bandra creek | | 76 13 0 | 76 13 0 | |
| Section IXA.—Supplying and laying pipes, &c., required for remodelling the distribution system in Bombay including Pot-meter Survey, &c. ... | | 27,374 8 8 | 27,374 8 8 | |
| Section X.—Removing and relaying 48" and 50" pipes | | 756 7 9 | 756 7 9 | |
| | 3,90,76,066 3 8 | 30,89,281 3 3 | 4,21,65,347 6 11 | |
| <i>Paid out of the Worn-out Water Mains Renewal Fund—</i> | | | | |
| Replacing 8" main in Arthur Road by a 6" main and to extend it so as to join the 6" main in Kala- chowki Road | 431 2 4 | | 431 2 4 | |
| Laying a 9" main along Mount Road from its junction with Love Lane to the junction at Victoria Road and a 6" main along Ghorupdeo Road to be joined to the 6" main already laid in Albert Road | 6,446 14 1 | | 6,446 14 1 | |
| Laying a 6" main in Matarpakhadi and a 12" main along Mazagon Road from Nesbit Lane to Mount Road | 5,696 15 4 | | 5,696 15 4 | |
| Cost of renewing 8" main in Worli Road with 9" pipes (chargeable to revenue) | 26,517 3 9 | | 26,517 3 9 | |
| Replacing 3" main in Zaoba's Court by a 4" one | 672 7 6 | | 672 7 6 | |
| Mains in the 1st Nagpada Scheme ... | 1,645 6 0 | | 1,645 6 0 | |
| Replacing the 5" main in Janjkar Street and 3" and 4" main in Old Hanuman Lane by a 6" main ... | 4,359 1 2 | | 4,359 1 2 | |
| 4" main in New Street near Lohar Chawl | 2,168 15 11 | | 2,168 15 11 | |
| Worn-out Water Mains Renewal Fund— Carried over Rs. | 47,938 2 1 | | 47,938 2 1 | |
| D—Water Works—Carried over Rs. ... | 8,90,76,066 3 8 | 30,89,281 3 3 | 4,21,65,347 6 11 | |
| Carried over Rs. ... | 4,74,08,823 0 9 | 29,13,877 5 3 | 5,03,22,200 6 0 | 5,03,22,200 6 0 |

Appendix No. 8—continued.

| | Capital Expenditure upto 31st March 1921. | Expended during the year. | Total Capital Expenditure upto 31st March 1922. | GRAND TOTAL. |
|---|---|------------------------------|---|------------------------|
| | Rs. a. p. | Rs. a. p. | Rs. a. p. | Rs. a. p. |
| Brought forward Rs. ... | 4,74,08,328 0 9 | 29,13,877 5 3 | 5,03,22,200 6 0 | 5,03,22,200 6 0 |
| D—Water Works—Brought forward Rs. ... | 3,90,76,666 8 8 | 30,89,281 3 3 | 4,21,65,847 6 11 | |
| Worn-out Water Mains Renewal Fund—Brought forward Rs. ... | 47,938 2 1 | | 47,938 2 1 | |
| Replacing 5" main in Foras Road by a 6" main | 3,427 0 0 | | 3,427 0 0 | |
| Replacing the 3" main in Chunam Kiln Road by a 5" main | 998 14 10 | | 998 14 10 | |
| Replacing a 3" water main in Mazagon Road by 5" main, &c.... | 2,133 4 1 | | 2,133 4 1 | |
| Laying water mains in A Ward ... | 53,230 8 10 | | 53,230 8 10 | |
| Laying water mains in B Ward ... | 57,241 10 2 | | 57,241 10 2 | |
| Replacing a 3" water main in Mugh- bhat Cross Lane by a 5" main ... | 924 5 9 | | 924 5 9 | |
| Laying 3" main in Gunpowder Road to be replaced by a 5" main, &c., &c. | 1,730 5 3 | | 1,730 5 3 | |
| 6" Water main in Soparibag Road from the Junction of Parel Govt. Gate Road with Elphinstone Road ... | 8,838 15 3 | | 8,838 15 3 | |
| Laying a 9" main in Cawasji Patel Street | 2,817 1 10 | | 2,817 1 10 | |
| Replacing 3" main in Huzria Street by a 5" main | 1,141 9 8 | | 1,141 9 8 | |
| Laying 3" and 4" mains in Kamati- pura Bazar Road by a 6" main ... | 2,447 1 6 | | 2,447 1 6 | |
| Replacing 3" water main in the Maho- medan Street at Ripon Road by a 5" main | 1,266 1 4 | | 1,266 1 4 | |
| Replacing 3" main in Bapu Khote Street by a 5" main | 1,136 8 0 | | 1,136 8 0 | |
| Replacing the 3" pipe in Arthur Road by a 6" one and extending it so as to join the 6" main in Kalachowki Road | 551 2 8 | | 551 2 8 | |
| Laying a 12" main from the Tulai Pipe line to Worli Road in place of the 6" main in Fergusson Road ... | 4,146 5 6 | | 4,146 5 6 | |
| Laying a 5" water main in place of the existing 3" main in Famaswadi. | 1,352 1 0 | | 1,352 1 0 | |
| Laying a 5" main in Tank Street ... | 1,579 0 7 | | 1,579 0 7 | |
| Laying a 4" main in Sheik Burhan Street | 329 1 11 | | 329 1 11 | |
| Replacing 4" main by a 6" main in Love Lane | 2,318 9 8 | | 2,318 9 8 | |
| Replacing small service mains in various parts of the City | 8,715 9 3 | | 8,715 9 3 | |
| Laying 5" main in Vitthob Lane ... | 365 0 1 | | 365 0 1 | |
| Laying 5" main in Temker Street ... | 1,830 10 11 | | 1,830 10 11 | |
| Replacing 3" main in Kika Street by a 5" one | 2,402 6 0 | | 2,402 6 0 | |
| Replacing 3" main by a 5" main in Guzar Street | 966 15 5 | | 966 15 5 | |
| Laying 5" main in Undria Street ... | 1,751 1 9 | | 1,751 1 9 | |
| | 2,11,579 9 9 | | 2,11,579 9 9 | |
| D—Water Works—Total Rs. ... | 3,92,87,645 13 5 | 30,89,281 3 3 | 4,23,76,927 0 8 | 4,23,76,927 0 8 |
| E—CEMETERIES (Burning and Burial Grounds)— | | | | |
| Burial ground for Mahomedans and Beni-Israels | 2,11,652 4 5 | | 2,11,652 4 5 | |
| Purchase of two sites of land for burning and burial grounds at Mahim and Worli, including cost of enclosure walls, &c. | 47,680 4 4 | | 47,680 4 4 | |
| Purchase of land from Mr. Ashburner for extension of burial ground for Mahomedans | 1,17,046 0 6 | | 1,17,046 0 6 | |
| Purchase of land in Narielwadi for future extension of burial ground for Mahomedans | 1,60,577 5 10 | | 1,60,577 5 10 | |
| Extension of burial ground at the Sewri Cemetery | 71,640 9 8 | | 71,640 9 8 | |
| Providing a burial ground at Haines Road for the Portuguese Com- munity | 26,949 12 7 | | 26,949 12 7 | |
| F—Cemeteries—Carried over Rs. ... | 6,36,546 5 4 | | 6,36,546 5 4 | |
| Carried over Rs. ... | 8,66,95,968 14 2 | 60,08,158 8 6 | 9,26,99,127 6 8 | 9,26,99,127 6 8 |

Appendix No. 8—continued.

| | Capital Expenditure upto 31st March 1921. | Expended during the year. | Total Capital Expenditure upto 31st March 1922. | GRAND TOTAL. |
|--|---|------------------------------|---|------------------------|
| | Rs. a. p. | Rs. a. p. | Rs. a. p. | Rs. a. p. |
| Brought forward Rs. ... | 8,66,95,968 14 2 | 60,03,158 8 6 | 9,26,99,127 6 8 | 9,26,99,127 6 8 |
| E—Cemeteries—Brought forward Rs. ... | 6,35,546 5 4 | | 6,35,546 5 4 | |
| Providing a burial ground for Mahomedans in F and G Wards at Antop Hill, Matunga | 25,981 11 5 | | 25,981 11 5 | |
| Extension of the Sewri Cemetery | 41,377 14 9 | 42,380 0 0 | 83,757 14 9 | |
| Filling in the portion of the Haines Road Cemetery | 10,000 0 0 | | 10,000 0 0 | |
| Providing a boundary wall at the Haines Road Cemetery | 13,278 9 6 | | 13,278 9 6 | |
| Acquisition of land required for the extension of the Hindu Burial Ground at Mahim | 20,094 14 9 | | 20,094 14 9 | |
| Filling in the Roman Catholic Cemetery at Haines Road and acquisition of a additional land therefor including compound wall, drainage arrangements, &c. | 1,08,168 0 2 | 6,571 8 0 | 1,09,739 8 2 | |
| E—Cemeteries—Total Rs. ... | 8,49,447 7 11 | 48,951 8 0 | 8,98,398 15 11 | 8,98,398 15 11 |
| F—DISPOSAL OF TOWN SWEEPINGS. | | | | |
| Purchase of land on the Flats required for the disposal of Town sweepings. | 1,98,913 8 8 | | 1,98,913 8 8 | |
| Purchase of land on the Flats for the deposit of kutchra | 5,880 14 1 | | 5,880 14 1 | |
| Disposal of Town sweepings at Deonar. Extra cost of the scheme for the disposal of Town sweepings at Deonar | 7,84,000 0 0 | | 7,84,000 0 0 | |
| 20 additional wagons for the disposal of Town sweepings | 50,537 5 0 | | 50,537 5 0 | |
| Construction of 10 new kutchra wagons required for the Health Department | 38,684 2 0 | | 38,684 2 0 | |
| Construction of 57 additional wagons for removal of refuse & silt | | 94,500 0 0 | 94,500 0 0 | |
| F—Disposal of Town Sweepings—Total Rs. | 11,14,010 15 9 | 94,500 0 0 | 12,08,510 15 9 | 12,08,510 15 9 |
| G—MISCELLANEOUS— | | | | |
| Purchase of land for the site of the Petit Hall and other charges in connection therewith | 4,946 8 6 | | 4,946 8 6 | |
| Filling in the Habula Tank with debris, Filling in Gowalia Tank and making Roads, &c., thereon | 48,303 15 9 | | 48,303 15 9 | |
| Filling in Matarpakhadi Tank at Mount Road | 1,52,949 11 1 | | 1,52,949 11 1 | |
| Filling in Gilder Tank | 2,607 5 8 | | 2,607 5 8 | |
| Filling in the portion of the old water-course situated at the north corner of the Poras Tank and west of Purbhadevi Night-soil Depot in DeLisle Road | 15,488 9 4 | | 15,488 9 4 | |
| Laying out a new park at the site of the old Bhatia Baug | 3,506 5 7 | | 3,506 5 7 | |
| Filling in part of storm water Reservoir | 21,511 3 7 | | 21,511 3 7 | |
| | 4,28,089 5 5 | 8,43,942 18 9 | 12,72,032 3 2 | |
| G—Miscellaneous—Total Rs. ... | 6,72,408 0 11 | 8,48,942 18 9 | 15,21,345 14 8 | 15,21,345 14 8 |
| Grand Total Rs. ... | 8,98,31,830 6 9 | 69,95,552 14 3 | 9,68,27,383 5 0 | 9,68,27,383 5 0 |
| Lands purchased and buildings erected out of the Municipal Land and Building Fund— | | | | |
| Acquisition of land in connection with the extension of the burial ground for Agris and Kolis of the Sewree Section since utilized as a Road Department Depot | 10,680 14 5 | | 10,680 14 5 | |
| Acquisition of land at Musjid Bunder Road and Narayan Dhuru Street | 1,343 0 0 | | 1,343 0 0 | |
| Acquisition of land at Naigraun Tank. | 11,115 0 0 | | 11,115 0 0 | |
| Acquisition of plots of land for the Health Department for the purpose of No. X. District Registration Office and a Maternity Home | 33,690 0 0 | | 33,690 0 0 | |
| Carried over Rs. ... | 56,828 14 5 | | 56,828 14 5 | |

Appendix No. 8—concluded.

| | Capital Expenditure up to 31st March 1921. | Expended during the year. | Total Capital Expenditure up to 31st March 1922. | GRAND TOTAL. |
|---|--|---------------------------|--|---------------|
| | Rs. a p. | Rs. a p. | Rs. a p. | Rs. a p. |
| Brought forward ... | 56,828 14 5 | | 56,828 14 5 | |
| Construction of a Small Office & two huts at Tardeo Flats for the Pipe Depot ... | 44 6 7 | | 44 6 7 | |
| Purchase of an Active service hut in Ormiston Road ... | 8,000 0 0 | | 8,000 0 0 | |
| Construction of a new road from Hornby Road to Ballard Road ... | 130 8 0 | | 130 8 0 | |
| Acquisition of Mr. Thakar's land for road from Haines Road to the junction of Tolsi Pipe Line and Fergusson Road ... | | 1,55,000 1 0 | 1,55,000 1 0 | |
| Dadar Road Overbridge ... | | 8,62,202 7 0 | 8,62,202 7 0 | |
| Acquisition of property at the junction of Apollo Street and British Hotel Lane ... | | 1,03,453 0 0 | 1,03,453 0 0 | |
| Acquisition of plot at Cruickshank Road for extension of Municipal building ... | | 1,68,266 14 0 | 1,68,266 14 0 | |
| Acquisition of properties near the junction of Fergusson Road and proposed New Tolsi Pipe Line Road, Victoria Road Overbridge ... | | 78,779 8 7 | 78,779 8 7 | |
| Resumption of Saoadi land at Khoja Street for storing road materials ... | | 2,50,000 0 0 | 2,50,000 0 0 | |
| Widening and extending Dalal Street ... | | 7,500 0 0 | 7,500 0 0 | |
| Widening of Church Gate Street and Armenian Lane and construction of a new straight road from the junction of Esplanade Road & Armenian Lane eastwards to Tamarind Lane ... | | 3,625 0 0 | 3,625 0 0 | |
| Acquisition of land from Mr. Kutar at Raghunath Dadaji Street ... | | 76,413 7 5 | 76,413 7 5 | |
| Acquisition of land from Bai B. M. M. Kothwal and K. M. Kothwal at Dadaji Street ... | | 3,101 4 9 | 3,101 4 9 | |
| Compensation for land at the junction of Ganbow Street and Bomanji Lane ... | | 1,358 5 4 | 1,358 5 4 | |
| Compensation for land at Abdul Rehman Street paid to the Collector of Bombay ... | | 4,971 7 0 | 4,971 7 0 | |
| Compensation for land at Ganbow Street ... | | 1,45,110 0 0 | 1,45,110 0 0 | |
| Compensation for land at Ganbow Street belonging to Mr. Pallonji P. Cooper ... | | 1,380 0 0 | 1,380 0 0 | |
| Part adjustment of amount paid to Cowasji M. Bomanji for land at the junction of Memon Street and Vitbal Street ... | | 1,560 0 0 | 1,560 0 0 | |
| Amount paid to the Chairman, Fund City Improvement Trust ... | | 4,512 15 7 | 4,512 15 7 | |
| Amount paid to the Collector of Bombay for acquisition of land at Kalbaevi ... | | 18,174 0 0 | 18,174 0 0 | |
| Crawford, Bayley & Coy. for acquisition of land from Mr. Kermani ... | | 594 2 11 | 594 2 11 | |
| Amount paid to Messrs. Crawford, Bayley & Coy. for legal expenses ... | | 1,185 0 0 | 1,185 0 0 | |
| Charges of adjustment of the value of land acquired from Bhatia Mitra Mandal ... | | 249 0 0 | 249 0 0 | |
| (Charges adjusted) cost of lands at Ganbow Street ... | | 3,410 0 0 | 3,410 0 0 | |
| Amount paid to Messrs. Crawford, Bayley & Coy. on account of legal charges ... | | 860 0 0 | 860 0 0 | |
| | | 2,610 0 0 | 2,610 0 0 | |
| Total ... | 65,003 13 0 | *18,93,816 9 7 | 19,58,820 6 7 | 19,58,820 6 7 |

Rs. a p.

* Amount as per Sub-Ledger 18,94,264 9 7

Less—Amount paid to Messrs. Bennet & Co. for commission for selling plots of land as per Vr. No. 25712 of 8th July 1921 448 0 0

Rs. ... 18,93,816 9 7

W. E. WAITE,
Chief Accountant.

R. P. MASANI,
Ag. Municipal Commissioner.

STATEMENT of Outstanding Loans due by the Municipality and

| No. | Particulars of Loans. | Rate of Interest. | Balance due on 1st April 1921. | | Amount raised in 1921-22. | | Total. | | Amount re-paid in 1921-22. | | Balance due on 31st March 1922. | |
|--------------------------------------|--|-------------------|--------------------------------|-------|---------------------------|-------------|-------------|-------------|----------------------------|-------|---------------------------------|-------|
| | | | Rs. | a. p. | Rs. | a. p. | Rs. | a. p. | Rs. | a. p. | Rs. | a. p. |
| Loans raised from Government. | | | | | | | | | | | | |
| 1 | Vehar Water Works Debt | 4 per cent. | 20,47,052 | 2 9 | | | 20,47,052 | 2 9 | 32,685 | 4 0 | 20,14,366 | 14 9 |
| 2 | The 50 Lakhs Loan for Sanitary Drainage, Water, Roads and other Miscellaneous Works (part of Bombay Development Loan) ... | 6½ per cent. | 50,00,000 | 0 0 | | 50,00,000 | 0 0 | | | | 50,00,000 | 0 0 |
| 3 | 1st Instalment out of the Loan of Rs. 1½ crores for Water Works, Roads, Drainage and Sewerage &c. | 6½ per cent. | | | 75,00,000 | 0 0 | 75,00,000 | 0 0 | | | 75,00,000 | 0 0 |
| 4 | 2nd Instalment out of the Loan of Rs. 1½ crores for Water Works, Roads, Drainage and Sewerage, &c. | 6½ per cent. | | | 25,00,000 | 0 0 | 25,00,000 | 0 0 | | | 25,00,000 | 0 0 |
| | Total | | 70,47,052 | 2 9 | 1,00,00,000 | 0 0 | 1,70,47,052 | 2 9 | 32,685 | 4 0 | 1,70,14,366 | 14 9 |
| Loans raised from the Public. | | | | | | | | | | | | |
| 1 | Drainage Loan of 1878 (Rs. 26,91,000) (Rs. 147 Lakhs) | 5 per cent. | 11,500 | 0 0 | | 11,500 | 0 0 | (a) † 5,000 | 0 0 | | 6,500 | 0 0 |
| 2 | The Sanitary Works Loan of 1885-86 (Rs. 44 Lakhs) | 5 per cent. | 37,39,000 | 0 0 | | 37,39,000 | 0 0 | (b) | | | 37,39,000 | 0 0 |
| 3 | The Sanitary Works Loan of 1888 (Rs. 7 Lakhs) | 5 per cent. | 7,00,000 | 0 0 | | 7,00,000 | 0 0 | (b) | | | 7,00,000 | 0 0 |
| 4 | The Tansa Water Works Loan (Rs. 147 Lakhs) | 5 per cent. | 1,17,00,000 | 0 0 | | 1,17,00,000 | 0 0 | (b) | | | 1,17,00,000 | 0 0 |
| 5 | The Drainage and Water Works Loan of 1888 (Rs. 12 Lakhs) ... | 5 per cent. | 12,00,000 | 0 0 | | 12,00,000 | 0 0 | (b) | | | 12,00,000 | 0 0 |
| 6 | The Miscellaneous Works Loan of 1888-89 for Drainage and Water Works, Markets and Roads (Rs. 10,08,500) | 5 per cent. | 10,08,500 | 0 0 | | 10,08,500 | 0 0 | (b) | | | 10,08,500 | 0 0 |
| 7 | The Aripada House Sullage Water Connections Loan of 1899-90 of Rs. 2,48,000 | 5 per cent. | 2,48,000 | 0 0 | | 2,48,000 | 0 0 | (b) | | | 2,48,000 | 0 0 |
| 8 | The 35 Lakhs various Sanitary Works Loan of 1890-91 | 5 per cent. | 35,00,000 | 0 0 | | 35,00,000 | 0 0 | (b) | | | 35,00,000 | 0 0 |
| 9 | The Municipal Office Building Loan of 1891 (Rs. 8 Lakhs) | 5 per cent. | 8,00,000 | 0 0 | | 8,00,000 | 0 0 | (b) | | | 8,00,000 | 0 0 |
| 10 | The Loan of 4½ Lakhs for Fire Brigade Quarters and Stations ... | 4 per cent. | 4,50,000 | 0 0 | | 4,50,000 | 0 0 | (b) | | | 4,50,000 | 0 0 |
| 11 | The Loan of 42 Lakhs for repayment of the Balance of the 4½ per cent. Government Consolidated Loan | 4 per cent. | 42,00,000 | 0 0 | | 42,00,000 | 0 0 | (b) | | | 42,00,000 | 0 0 |
| 12 | The Loan of 23½ Lakhs for Drainage and other Works | 4 per cent. | 23,25,000 | 0 0 | | 23,25,000 | 0 0 | (b) | | | 23,25,000 | 0 0 |
| 13 | The Loan of 15½ Lakhs for Sewerage, Wari Bunder, &c., Road's Burial Ground and certain Water Works (1st instalment of Rs. 10 Lakhs) | 3½ per cent. | 15,75,000 | 0 0 | | 15,75,000 | 0 0 | (b) | | | 15,75,000 | 0 0 |
| | Do. do. (2nd instalment of Rs. 5½ Lakhs) | 4 per cent. | | | | | | | | | | |
| 14 | 25 Lakhs Loan for Sewerage, Water and other Sanitary Works | 4 per cent. | 25,00,000 | 0 0 | | 25,00,000 | 0 0 | (b) | | | 25,00,000 | 0 0 |
| 15 | 20 Lakhs Loan for Plague purposes ... | 4 per cent. | 25,000 | 0 0 | | 24,000 | 0 0 | (c) 13,500 | 0 0 | | 10,500 | 0 0 |
| 16 | 19½ Lakhs Loan for Sewerage, Roads and other Sanitary Works ... | 4 per cent. | 19,25,000 | 0 0 | | 19,25,000 | 0 0 | (b) | | | 19,25,000 | 0 0 |
| 17 | 24½ Lakhs Loan for certain Sewerage and Water Works | 4 per cent. | 24,75,000 | 0 0 | | 24,75,000 | 0 0 | (b) | | | 24,75,000 | 0 0 |
| 18 | 12½ Lakhs Loan for certain Water Works | 4 per cent. | 12,75,000 | 0 0 | | 12,75,000 | 0 0 | (b) | | | 12,75,000 | 0 0 |
| 19 | The 2nd 24½ Lakhs Loan for certain Sewerage Works | 4 per cent. | 24,75,000 | 0 0 | | 24,75,000 | 0 0 | (b) | | | 24,75,000 | 0 0 |
| 20 | 13½ Lakhs Loan for the construction of quarters for Halalkhores and Biggaris | 4 per cent. | 13,50,000 | 0 0 | | 13,50,000 | 0 0 | (b) | | | 13,50,000 | 0 0 |
| 21 | The 15 Lakhs Loan for Street Improvements | 4 per cent. | 15,00,000 | 0 0 | | 15,00,000 | 0 0 | (b) | | | 15,00,000 | 0 0 |
| 22 | The 30 Lakhs Loan for the acquisition of sites for the construction of different Overbridges in the City | 4 per cent. | 30,00,000 | 0 0 | | 30,00,000 | 0 0 | (b) | | | 30,00,000 | 0 0 |
| 23 | The 55 Lakhs Loan for Drainage, Sanitary, Water and other Miscellaneous Works | 4 per cent. | 55,00,000 | 0 0 | | 55,00,000 | 0 0 | (b) | | | 55,00,000 | 0 0 |
| 24 | The 70 Lakhs Loan for re-duplication of Tansa Main and other Auxiliary Works | 4 per cent. | 70,00,000 | 0 0 | | 70,00,000 | 0 0 | (b) | | | 70,00,000 | 0 0 |
| 25 | The 20 Lakhs Loan for Street Improvements | 4 per cent. | 20,00,000 | 0 0 | | 20,00,000 | 0 0 | | | | 20,00,000 | 0 0 |
| 26 | The 43 Lakhs Loan for Drainage, Water, Roads and Miscellaneous Works | 4 per cent. | 43,00,000 | 0 0 | | 43,00,000 | 0 0 | | | | 43,00,000 | 0 0 |
| 27 | The 40 Lakhs Loan for the Construction of Sanitary Buildings acquisition of lands for Street Improvements and for executing drainage and water works ... | 6 per cent. | 40,00,000 | 0 0 | | 40,00,000 | 0 0 | | | | 40,00,000 | 0 0 |
| 28 | The 10 Lakhs Loan for the Conversion of the Storm water Reservoir at Clerk Road into a Public Park ... | 5 per cent. | 10,00,000 | 0 0 | | 10,00,000 | 0 0 | | | | 10,00,000 | 0 0 |
| 29 | The 30 Lakhs Loan for the Construction of Building and Drainage works and the acquisition of land for different purposes | 4 per cent. | 30,00,000 | 0 0 | | 30,00,000 | 0 0 | | | | 30,00,000 | 0 0 |
| | Total of Loans raised from the Public | Rs. | 7,77,81,000 | 0 0 | | 7,77,81,000 | 0 0 | | 18,500 | 0 0 | 7,77,62,500 | 0 0 |
| | GRAND TOTAL | " | 8,48,28,052 | 2 9 | 1,00,00,000 | 0 0 | 9,48,28,052 | 2 9 | 51,185 | 4 0 | 9,47,76,866 | 14 9 |

No. 9.
the sums set aside as Sinking Fund at 31st March 1922.

| Interest paid in 1921-22. | | Total of columns Nos. 6 and 8. | | (b) Particulars of Loans. | Amount of Sinking Fund invested upto 31st March 1921. | | Sinking Fund Instalments paid in 1921-22. | | Interest accumulations invested in 1921-22. | | Total. | | | | | |
|------------------------------|-------|--------------------------------|-------|--|---|-------|---|-------|---|-------|-------------|-------|--|--|--|--|
| Rs. | a. p. | Rs. | a. p. | | Rs. | a. p. | Rs. | a. p. | Rs. | a. p. | Rs. | a. p. | | | | |
| <i>I.—5 per cent. Loans.</i> | | | | | | | | | | | | | | | | |
| | | | | 4½ Lakhs Sanitary Works Loan | 29,67,825 | 6 3 | 40,967 | 9 7 | 1,22,820 | 8 2 | 81,31,518 | 3 0 | | | | |
| | | | | 7 Do. do. do. do. | 4,88,482 | 10 11 | 7,853 | 8 0 | 19,785 | 10 1 | 5,16,021 | 18 0 | | | | |
| | | | | 147 Do. Tansa Water Works Loan | 28,73,139 | 15 11 | 65,236 | 13 8 | 1,11,180 | 0 3 | 30,49,556 | 18 10 | | | | |
| | | | | 12 Do. Drainage and Water Works Loan | 8,48,489 | 15 5 | 12,071 | 13 7 | 34,893 | 3 11 | 8,95,455 | 0 11 | | | | |
| | | | | Rs. 10,08,500 Miscellaneous Works Loan | 6,78,490 | 15 4 | 11,893 | 3 5 | 28,907 | 13 10 | 7,14,092 | 0 7 | | | | |
| 81,290 | 12 0 | 1,13,976 | 0 0 | Rs. 2,18,000 Agripada House Sullage Water Connections Loan | 1,63,145 | 5 0 | 2,556 | 11 5 | 6,604 | 9 4 | 1,72,306 | 9 9 | | | | |
| | | | | 85 Lakhs Various Sanitary Works Loan | 21,63,103 | 1 2 | 42,116 | 12 2 | 88,482 | 8 9 | 22,33,702 | 6 1 | | | | |
| | | | | 8 Do. Municipal Office Building Loan | 4,59,285 | 11 0 | 9,030 | 5 6 | 18,580 | 1 1 | 4,86,946 | 2 7 | | | | |
| 3,13,810 | 2 4 | 3,13,810 | 2 4 | 10 Do. Loan for the conversion of the Storm water Reservoir at Clerk Road into a Public Park. | | | 5,389 | 0 0 | 117 | 9 3 | 6,206 | 9 3 | | | | |
| | | | | Total I | 1,05,76,913 | 1 0 | 1,96,653 | 14 4 | 4,31,321 | 11 8 | 1,12,04,960 | 11 0 | | | | |
| | | | | In 5 and 4 per cent. Municipal 4 per cent. Bombay Improvement Trust Debentures in 4 per cent. Bombay Port Trust Bonds in 4 per cent. Government Paper in 5 per cent. War Loan in 5½ per cent. War Bonds and in 6 per cent. Five years Bonds 1926, lodged with the Imperial Bank of India | 1,05,76,600 | 0 0 | | | 6,27,957 | 10 0 | | | | | | |
| 3,95,100 | 14 4 | 4,27,786 | 2 4 | Cash deposited with the Imperial Bank of India | 313 | 1 0 | | | | | 100 | 11 0 | | | | |
| | | | | | | | | | 6,28,200 | 0 0 | | | | | | |
| | | | | | | | | | | | 100 | 11 0 | | | | |
| | | | | <i>II.—4 per cent. Loans. (3½ per cent. basis).</i> | | | | | | | | | | | | |
| | | | | 4½ Lakhs Fire Brigade Quarters and Stations Loan | 4,02,725 | 9 2 | 8,302 | 13 0 | 15,047 | 4 9 | 4,26,875 | 11 6 | | | | |
| 300 | 0 0 | 6,300 | 0 0 | 42 Lakhs Loan for repayment of Balance of Government Consolidated Loan | 86,25,323 | 12 8 | 79,546 | 13 3 | 1,39,030 | 11 2 | 38,43,901 | 8 1 | | | | |
| 1,77,487 | 8 0 | 1,77,487 | 8 0 | 23½ Lakhs Loan for Drainage and other Works | 10,75,755 | 12 8 | 27,339 | 3 11 | 40,193 | 14 2 | 11,43,548 | 14 2 | | | | |
| 36,037 | 8 0 | 36,037 | 8 0 | 15½ Lakhs Loan for Sewerage, Wari Bunder, &c. Roads, Burial Ground and Certain Water Works (2nd instalment) | 2,60,307 | 8 11 | 6,839 | 12 5 | 10,168 | 1 4 | 2,77,310 | 6 8 | | | | |
| | | | | 25 Lakhs Loan for Sewerage, Water, &c., Works | 8,90,895 | 11 11 | 28,825 | 1 10 | 33,048 | 15 8 | 9,52,769 | 18 5 | | | | |
| 7,23,837 | 8 0 | 7,23,837 | 8 0 | 20 Lakhs Loan for Plague purposes | 20,00,000 | 0 0 | | | | | | | | | | |
| | | | | 19½ Lakhs Loan for Sewerage, Roads and other Sanitary Works | 6,51,056 | 7 4 | 22,438 | 10 1 | 24,435 | 10 8 | 6,97,936 | 2 1 | | | | |
| 57,912 | 8 0 | 57,912 | 8 0 | 24½ Lakhs Loan for Sewerage and Water Works | 6,72,752 | 9 3 | 29,023 | 12 2 | 25,115 | 6 4 | 7,26,891 | 11 9 | | | | |
| | | | | 12½ Lakhs Loan for certain Water Works | 5,26,674 | 13 3 | 24,158 | 8 7 | 18,862 | 8 11 | 5,69,925 | 14 9 | | | | |
| | | | | 30 Lakhs Loan for the construction of Buildings, Drainage Works and the acquisition of land for different purposes. | | | | | 58,113 | 0 0 | 106 | 8 3 | | | | |
| 49,325 | 0 0 | 49,325 | 0 0 | 2nd 24½ Lakhs Loan for Sewerage Works | | | | | | | 58,219 | 8 8 | | | | |
| 11,675 | 0 0 | 11,675 | 0 0 | | | | | | | | | | | | | |
| 1,74,362 | 8 0 | 1,74,362 | 8 0 | Total II | 1,01,05,502 | 5 9 | 2,35,142 | 14 3 | 3,06,904 | 7 3 | 86,96,649 | 11 3 | | | | |
| 40,000 | 0 0 | 40,000 | 0 0 | In 5 and 4 per cent. Municipal Debentures, 4 per cent. Bombay Improvement Trust and Bombay Port Trust Debentures, 5½ per cent. War Bonds and 4 per cent. Government Terminable Loan (of 1915-16) | 1,00,25,668 | 2 0 | | | 5,91,147 | 5 6 | | | | | | |
| 19,010 | 0 0 | 19,010 | 0 0 | Less—Withdrawn for repayment of the Plague Loan | 19,76,000 | 0 0 | | | | | | | | | | |
| 1,74,790 | 0 0 | 1,74,790 | 0 0 | | 80,49,668 | 2 0 | | | | | | | | | | |
| 92,210 | 0 0 | 92,210 | 0 0 | Add—Cash with the Imperial Bank of India | 79,834 | 3 9 | | | | | | | | | | |
| | | | | | 81,29,502 | 5 9 | | | | | | | | | | |
| 58,472 | 8 0 | 58,472 | 5 0 | | 81,05,300 | 0 0 | | | 5,91,275 | 0 0 | 86,96,575 | 0 0 | | | | |
| | | | | | 24,202 | 5 9 | | | | | 74 | 11 3 | | | | |
| | | | | <i>III.—4 per cent. Loans (3 per cent. basis).</i> | | | | | | | | | | | | |
| 99,640 | 0 0 | 99,640 | 0 0 | 2nd 24½ Lakhs Loan for Sewerage Works | 5,68,597 | 12 8 | 32,714 | 5 5 | 16,881 | 9 6 | 6,18,198 | 14 7 | | | | |
| 570 | 0 0 | 14,070 | 0 0 | 13½ Lakhs Loan for the construction of quarters for Halalkhore and Biggaries | 4,08,385 | 0 5 | 28,252 | 3 1 | 13,177 | 19 7 | 4,50,414 | 14 1 | | | | |
| 74,060 | 0 0 | 74,060 | 0 0 | 15 Lakhs Loan for Street Improvements | 2,58,762 | 2 5 | 19,815 | 10 8 | 8,422 | 15 7 | 2,86,990 | 12 8 | | | | |
| 96,280 | 0 0 | 96,280 | 0 0 | 80 Lakhs Loan for acquisition of sites for Overbridges | 5,14,873 | 2 0 | 39,016 | 10 3 | 16,736 | 3 7 | 5,70,124 | 15 10 | | | | |
| 51,160 | 0 0 | 51,160 | 0 0 | 35 Lakhs Loan for Drainage, Sanitary, Water and other Miscellaneous Works | 9,42,967 | 3 0 | 1,21,320 | 9 2 | 31,680 | 2 4 | 10,96,567 | 14 6 | | | | |
| 1,03,290 | 0 0 | 1,08,290 | 0 0 | 70 Lakhs Loan for re-duplication of Tansa Main and other auxiliary works | 5,13,428 | 10 0 | 78,355 | 0 8 | 17,488 | 10 1 | 6,09,272 | 4 9 | | | | |
| 54,500 | 0 0 | 54,500 | 0 0 | 20 Lakhs Loan for Street Improvements | 1,43,901 | 5 1 | 26,188 | 11 6 | 5,067 | 10 3 | 1,74,557 | 10 19 | | | | |
| 59,730 | 0 0 | 59,730 | 0 0 | 43 Lakhs Loan for Drainage, Water, Roads and Miscellaneous Works | 4,87,287 | 14 4 | 90,260 | 2 8 | 17,268 | 8 5 | 5,94,816 | 9 6 | | | | |
| | | | | Total III | 38,37,393 | 1 11 | 4,36,823 | 8 5 | 1,26,722 | 6 4 | 44,00,939 | 0 8 | | | | |
| | | | | | | | | | 5,63,645 | 14 9 | | | | | | |

STATEMENT of Outstanding Loans due by the Municipality and

| No. | Particulars of Loans. | Rate of Interest. | Balance due on 1st April 1921. | Amount raised in 1921-22. | Total. | Amount re-paid in 1921-22. | Balance due on 31st March 1922. |
|--------------------------------------|--|-------------------|--------------------------------|---------------------------|-----------------|----------------------------|---------------------------------|
| | 1 | 2 | 3 | 4 | 5 | 6 | 7 |
| | | | Rs. a. p. | Rs. a. p. | Rs. a. p. | Rs. a. p. | Rs. a. p. |
| Loans raised from Government. | | | | | | | |
| 1 | Vehar Water Works Debt ... | 4 per cent. | 20,47,052 2 9 | | 20,47,052 2 9 | 32,685 4 0 | 20,14,366 14 9 |
| 2 | The 50 Lakhs Loan for Sanitary Drainage, Water, Roads and other Miscellaneous Works (part of Bombay Development Loan) ... | 6½ per cent. | 50,00,000 0 0 | | 50,00,000 0 0 | | 50,00,000 0 0 |
| 3 | 1st Instalment out of the Loan of Rs. 1½ crores for Water Works, Roads, Drainage and Sewerage, &c. | 6½ per cent. | | 75,00,000 0 0 | 75,00,000 0 0 | | 75,00,000 0 0 |
| 4 | 2nd Instalment out of the Loan of Rs. 1½ crores for Water Works, Roads, Drainage and Sewerage, &c. | 6½ per cent. | | 25,00,000 0 0 | 25,00,000 0 0 | | 25,00,000 0 0 |
| | Total ... | | 70,47,052 2 9 | 1,00,00,000 0 0 | 1,70,47,052 2 9 | 32,685 4 0 | 1,70,14,366 14 9 |
| Loans raised from the Public. | | | | | | | |
| 1 | Drainage Loan of 1878 (Rs. 26,91,000) | 5 per cent. | 11,500 0 0 | | 11,500 0 0 | (a) + 5,000 0 0 | 6,500 0 0 |
| 2 | The Sanitary Works Loan of 1885-86 (Rs. 44 Lakhs) ... | 5 per cent. | 37,39,000 0 0 | | 37,39,000 0 0 | (b) | 37,39,000 0 0 |
| 3 | The Sanitary Works Loan of 1888 (Rs. 7 Lakhs) ... | 5 per cent. | 7,00,000 0 0 | | 7,00,000 0 0 | (b) | 7,00,000 0 0 |
| 4 | The Tansa Water Works Loan (Rs. 147 Lakhs) ... | 5 per cent. | 1,47,00,000 0 0 | | 1,47,00,000 0 0 | (b) | 1,47,00,000 0 0 |
| 5 | The Drainage and Water Works Loan of 1888 (Rs. 12 Lakhs) ... | 5 per cent. | 12,00,000 0 0 | | 12,00,000 0 0 | (b) | 12,00,000 0 0 |
| 6 | The Miscellaneous Works Loan of 1888-89 for Drainage and Water Works, Markets and Roads (Rs. 10,08,500) ... | 5 per cent. | 10,08,500 0 0 | | 10,08,500 0 0 | (b) | 10,08,500 0 0 |
| 7 | The Acripada House Sullage Water Connections Loan of 1889-90 of Rs. 2,48,000 ... | 5 per cent. | 2,48,000 0 0 | | 2,48,000 0 0 | (b) | 2,48,000 0 0 |
| 8 | The 35 Lakhs various Sanitary Works Loan of 1890-91 ... | 5 per cent. | 35,00,000 0 0 | | 35,00,000 0 0 | (b) | 35,00,000 0 0 |
| 9 | The Municipal Office Building Loan of 1891 (Rs. 8 Lakhs) ... | 5 per cent. | 8,00,000 0 0 | | 8,00,000 0 0 | (b) | 8,00,000 0 0 |
| 10 | The Loan of 4½ Lakhs for Fire Brigade Quarters and Stations ... | 4 per cent. | 4,50,000 0 0 | | 4,50,000 0 0 | (b) | 4,50,000 0 0 |
| 11 | The Loan of 42 Lakhs for repayment of the Balance of the 4½ per cent. Government Consolidated Loan ... | 4 per cent. | 42,00,000 0 0 | | 42,00,000 0 0 | (b) | 42,00,000 0 0 |
| 12 | The Loan of 23½ Lakhs for Drainage and other Works ... | 4 per cent. | 23,25,000 0 0 | | 23,25,000 0 0 | (b) | 23,25,000 0 0 |
| 13 | The Loan of 15½ Lakhs for Sewerage, Wari Bunder, &c., Road's Burial Ground and certain Water Works (1st instalment of Rs. 10 Lakhs) ... | 3½ per cent. | 15,75,000 0 0 | | 15,75,000 0 0 | (b) | 15,75,000 0 0 |
| | Do. do. (2nd instalment of Rs. 5½ Lakhs) ... | 4 per cent. | | | | | |
| 14 | 25 Lakhs Loan for Sewerage, Water and other Sanitary Works ... | 4 per cent. | 25,00,000 0 0 | | 25,00,000 0 0 | (b) | 25,00,000 0 0 |
| 15 | 20 Lakhs Loan for Plague purposes ... | 4 per cent. | 24,000 0 0 | | 24,000 0 0 | (c) 13,500 0 0 | 10,500 0 0 |
| 16 | 19½ Lakhs Loan for Sewerage, Roads and other Sanitary Works ... | 4 per cent. | 19,25,000 0 0 | | 19,25,000 0 0 | (b) | 19,25,000 0 0 |
| 17 | 24½ Lakhs Loan for certain Sewerage and Water Works ... | 4 per cent. | 24,75,000 0 0 | | 24,75,000 0 0 | (b) | 24,75,000 0 0 |
| 18 | 12½ Lakhs Loan for certain Water Works ... | 4 per cent. | 12,75,000 0 0 | | 12,75,000 0 0 | (b) | 12,75,000 0 0 |
| 19 | The 2nd 24½ Lakhs Loan for certain Sewerage Works ... | 4 per cent. | 24,75,000 0 0 | | 24,75,000 0 0 | (b) | 24,75,000 0 0 |
| 20 | 13½ Lakhs Loan for the construction of quarters for Halalkhore and Biggaries ... | 4 per cent. | 13,50,000 0 0 | | 13,50,000 0 0 | (b) | 13,50,000 0 0 |
| 21 | The 15 Lakhs Loan for Street Improvements ... | 4 per cent. | 15,00,000 0 0 | | 15,00,000 0 0 | (b) | 15,00,000 0 0 |
| 22 | The 30 Lakhs Loan for the acquisition of sites for the construction of different Overbridges in the City ... | 4 per cent. | 30,00,000 0 0 | | 30,00,000 0 0 | (b) | 30,00,000 0 0 |
| 23 | The 55 Lakhs Loan for Drainage, Sanitary, Water and other Miscellaneous Works ... | 4 per cent. | 55,00,000 0 0 | | 55,00,000 0 0 | (b) | 55,00,000 0 0 |
| 24 | The 70 Lakhs Loan for re-duplication of Tansa Main and other Auxiliary Works ... | 4 per cent. | 70,00,000 0 0 | | 70,00,000 0 0 | (b) | 70,00,000 0 0 |
| 25 | The 20 Lakhs Loan for Street Improvements ... | 4 per cent. | 20,00,000 0 0 | | 20,00,000 0 0 | | 20,00,000 0 0 |
| 26 | The 43 Lakhs Loan for Drainage, Water, Roads and Miscellaneous Works ... | 4 per cent. | 43,00,000 0 0 | | 43,00,000 0 0 | | 43,00,000 0 0 |
| 27 | The 40 Lakhs Loan for the Construction of Sanitary Buildings acquisition of lands for Street Improvements and for executing drainage and water works ... | 6 per cent. | 40,00,000 0 0 | | 40,00,000 0 0 | | 40,00,000 0 0 |
| 28 | The 10 Lakhs Loan for the Conversion of the Storm water Reservoir at Clerk Road into a Public Park. | 5 per cent. | 10,00,000 0 0 | | 10,00,000 0 0 | | 10,00,000 0 0 |
| 29 | The 30 Lakhs Loan for the Construction of Building and Drainage works and the acquisition of land for different purposes ... | 4 per cent. | 30,00,000 0 0 | | 30,00,000 0 0 | | 30,00,000 0 0 |
| | Total of Loans raised from the Public ... | Rs. ... | 7,77,81,000 0 0 | | 7,77,81,000 0 0 | 18,500 0 0 | 7,77,62,500 0 0 |
| | GRAND TOTAL ... | Rs. ... | 8,48,28,052 2 9 | 1,00,00,000 0 0 | 9,48,28,052 2 9 | 51,185 4 0 | 9,47,76,866 14 9 |

the sums set aside as Sinking Fund at 31st March 1922.

| Interest paid in 1921-22. | | | Total of columns Nos. 6 and 8. | | | (b) Particulars of Loans. | | | Amount of Sinking Fund invested upto 31st March 1921. | | | Sinking Fund Instalments paid in 1921-22. | | | Interest accumulations invested in 1921-22. | | | Total. | | | | | |
|---------------------------|----|----|--------------------------------|----|----|---|-----|----|---|-----|----|---|-----|----|---|-----|----|--------|--|--|--|--|--|
| Rs. | a. | p. | Rs. | a. | p. | | Rs. | a. | p. | Rs. | a. | p. | Rs. | a. | p. | Rs. | a. | p. | | | | | |
| | | | | | | <i>I.—3 per cent. Loans.</i> | | | | | | | | | | | | | | | | | |
| | | | | | | 44 Lakhs Sanitary Works Loan 29,67,826 6 3 | | | | | | | | | | | | | | | | | |
| | | | | | | 7 Do. do. do. 4,88,432 10 11 | | | | | | | | | | | | | | | | | |
| | | | | | | 147 Do. Tansa Water Works Loan 28,73,139 15 11 | | | | | | | | | | | | | | | | | |
| | | | | | | 12 Do. Drainage and Water Works Loan 8,48,489 15 6 | | | | | | | | | | | | | | | | | |
| | | | | | | Rs. 10,08,500 Miscellaneous Works Loan 6,78,490 15 4 | | | | | | | | | | | | | | | | | |
| | | | | | | Rs. 2,48,000 Agridada House Sullage Water Connections Loan 1,63,145 6 0 | | | | | | | | | | | | | | | | | |
| | | | | | | 35 Lakhs Various Sanitary Works Loan 21,68,108 1 2 | | | | | | | | | | | | | | | | | |
| | | | | | | 8 Do. Municipal Office Building Loan 4,69,385 11 0 | | | | | | | | | | | | | | | | | |
| | | | | | | 10 Do. Loan for the coverage of the Storm water Reservoir at Clerk Road into a Public Park 5,989 0 0 | | | | | | | | | | | | | | | | | |
| | | | | | | Total I 1,05,76,913 1 0 | | | | | | | | | | | | | | | | | |
| | | | | | | In 5 and 4 per cent. Municipal 4 per cent. Bombay Improvement Trust Debentures in 4 per cent. Bombay Port Trust Bonds in 4 per cent. Government Paper in 5 per cent. War Loan in 5½ per cent. War Bonds and in 6 per cent. Five years Bonds 1926, lodged with the Imperial Bank of India 1,05,76,600 0 0 | | | | | | | | | | | | | | | | | |
| | | | | | | Cash deposited with the Imperial Bank of India 313 1 0 | | | | | | | | | | | | | | | | | |
| | | | | | | <i>II.—4 per cent. Loans. (3½ per cent. basis).</i> | | | | | | | | | | | | | | | | | |
| | | | | | | 4½ Lakhs Fire Brigade Quarters and Stations Loan 4,02,725 9 0 | | | | | | | | | | | | | | | | | |
| | | | | | | 42 Lakhs Loan for repayment of Balance of Government Consolidated Loan 36,25,323 12 8 | | | | | | | | | | | | | | | | | |
| | | | | | | 28½ Lakhs Loan for Drainage and other Works 10,75,755 12 8 | | | | | | | | | | | | | | | | | |
| | | | | | | 1½ Lakhs Loan for Sewerage, Wari Bunder, &c. Roads, Burial Ground and certain Water Works (2nd instalment) 2,50,307 8 11 | | | | | | | | | | | | | | | | | |
| | | | | | | 25 Lakhs Loan for Sewerage, Water, &c., Works 8,90,895 11 11 | | | | | | | | | | | | | | | | | |
| | | | | | | 20 Lakhs Loan for Plague purposes 20,00,000 0 0 | | | | | | | | | | | | | | | | | |
| | | | | | | 19½ Lakhs Loan for Sewerage, Roads and other Sanitary Works 6,51,065 7 4 | | | | | | | | | | | | | | | | | |
| | | | | | | 2½ Lakhs Loan for Sewerage and Water Works 6,72,732 9 3 | | | | | | | | | | | | | | | | | |
| | | | | | | 12½ Lakhs Loan for certain Water Works 5,26,674 18 3 | | | | | | | | | | | | | | | | | |
| | | | | | | 30 Lakhs Loan for the construction of Buildings, Drainage Works and the acquisition of land for different purposes 58,113 0 0 | | | | | | | | | | | | | | | | | |
| | | | | | | 2nd 24½ Lakhs Loan for Sewerage Works The Sinking Fund of this Loan is shown under a separate investment head below should it have been decided to be on a 3 per cent. Basis. | | | | | | | | | | | | | | | | | |
| | | | | | | Total II 1,01,05,502 5 9 | | | | | | | | | | | | | | | | | |
| | | | | | | In 5 and 4 per cent. Municipal Debentures, 4 per cent. Bombay Improvement Trust and Bombay Port Trust Debentures, 5½ per cent. War Bonds and 4 per cent. Government Terminable Loan (of 1915-16) 1,00,25,568 2 0 | | | | | | | | | | | | | | | | | |
| | | | | | | Less—Withdrawn for repayment of the Plague Loan 19,76,000 0 0 | | | | | | | | | | | | | | | | | |
| | | | | | | Add—Cash with the Imperial Bank of India 80,49,668 2 0 | | | | | | | | | | | | | | | | | |
| | | | | | | 79,834 3 9 | | | | | | | | | | | | | | | | | |
| | | | | | | 81,29,502 5 9 | | | | | | | | | | | | | | | | | |
| | | | | | | 81,05,300 0 0 | | | | | | | | | | | | | | | | | |
| | | | | | | 24,202 6 9 | | | | | | | | | | | | | | | | | |
| | | | | | | 58,472 8 0 | | | | | | | | | | | | | | | | | |
| | | | | | | <i>III.—4 per cent. Loans (3 per cent. basis).</i> | | | | | | | | | | | | | | | | | |
| | | | | | | 2nd 2½ Lakhs Loan for Sewerage Works 5,68,597 12 8 | | | | | | | | | | | | | | | | | |
| | | | | | | 18½ Lakhs Loan for the construction of quarters for Halalkhores and Biggies 4,08,985 0 5 | | | | | | | | | | | | | | | | | |
| | | | | | | 15 Lakhs Loan for Street Improvements 2,58,752 2 5 | | | | | | | | | | | | | | | | | |
| | | | | | | 30 Lakhs Loan for acquisition of sites for Overbridges 5,14,873 2 5 | | | | | | | | | | | | | | | | | |
| | | | | | | 55 Lakhs Loan for Drainage, Sanitary, Water and other Miscellaneous Works 9,42,967 3 0 | | | | | | | | | | | | | | | | | |
| | | | | | | 70 Lakhs Loan for re-duplication of Tansa Main and other auxiliary works 5,13,428 10 0 | | | | | | | | | | | | | | | | | |
| | | | | | | 20 Lakhs Loan for Street Improvements 1,43,901 5 1 | | | | | | | | | | | | | | | | | |
| | | | | | | 43 Lakhs Loan for Drainage, Water, Roads and Miscellaneous Works 4,87,287 14 4 | | | | | | | | | | | | | | | | | |
| | | | | | | Total III 38,37,398 1 11 | | | | | | | | | | | | | | | | | |
| | | | | | | In 4 per cent. Municipal Debentures, in 5 per cent. Municipal debentures in 5½ per cent. War Bonds 5 per cent. War Loan and in 6 per cent. Bonds 1926 lodged with the Imperial Bank of India 38,37,200 0 0 | | | | | | | | | | | | | | | | | |
| | | | | | | Cash deposited with the Imperial Bank of India 198 1 11 | | | | | | | | | | | | | | | | | |
| | | | | | | <i>IV.—3½ per cent. Loans.</i> | | | | | | | | | | | | | | | | | |
| | | | | | | 15½ Lakhs Loan for Sewerage, Wari Bunder, &c., Roads, Burial Ground and certain Water Works (1st instalment) 4,02,062 8 0 | | | | | | | | | | | | | | | | | |
| | | | | | | 26,409 0 0 | | | | | | | | | | | | | | | | | |
| | | | | | | In 4 per cent. Bombay Improvement Trust Debentures 4 and 5 per cent. Municipal Debentures lodged with the Imperial Bank of India 4,31,701 9 0 | | | | | | | | | | | | | | | | | |
| | | | | | | Cash deposited with the Imperial Bank of India 360 15 0 | | | | | | | | | | | | | | | | | |
| | | | | | | <i>V.—6 per cent. (4 per cent. basis.)</i> | | | | | | | | | | | | | | | | | |
| | | | | | | 40 Lakhs Loan for Sanitary Buildings, &c. 73,836 2 8 | | | | | | | | | | | | | | | | | |
| | | | | | | 50 Lakhs Loan for Sanitary, Water Works 89,150 0 0 | | | | | | | | | | | | | | | | | |
| | | | | | | 73,886 2 8 | | | | | | | | | | | | | | | | | |
| | | | | | | 1,65,470 0 0 | | | | | | | | | | | | | | | | | |
| | | | | | | 5,078 11 0 | | | | | | | | | | | | | | | | | |
| | | | | | | 1,65,548 11 0 | | | | | | | | | | | | | | | | | |
| | | | | | | In 5½ per cent. War Bonds lodged with the Imperial Bank of India 78,100 0 0 | | | | | | | | | | | | | | | | | |
| | | | | | | 1,65,700 0 0 | | | | | | | | | | | | | | | | | |
| | | | | | | 238,800 0 0 | | | | | | | | | | | | | | | | | |
| | | | | | | Cash deposited with the Imperial Bank of India 286 2 8 | | | | | | | | | | | | | | | | | |
| | | | | | | 156 5 0 | | | | | | | | | | | | | | | | | |
| | | | | | | 79 13 8 | | | | | | | | | | | | | | | | | |
| | | | | | | GRAND TOTAL I, II, III, IV and V 2,50,25,207 3 4 | | | | | | | | | | | | | | | | | |
| | | | | | | Less—Withdrawn for repayment of Plague Loan 19,76,000 0 0 | | | | | | | | | | | | | | | | | |
| | | | | | | 230,49,207 3 4 | | | | | | | | | | | | | | | | | |
| | | | | | | 10,65,980 1 0 | | | | | | | | | | | | | | | | | |
| | | | | | | 8,84,658 8 3 | | | | | | | | | | | | | | | | | |
| | | | | | | 2,59,99,840 12 7 | | | | | | | | | | | | | | | | | |
| | | | | | | 20,00,000 0 7 | | | | | | | | | | | | | | | | | |
| | | | | | | 23,49,99,840 12 0 | | | | | | | | | | | | | | | | | |

(a) Amount unpaid on 31st March 1921 11,500
 Written-off as time barred on account of not having been claimed for over six years 5,000
 Balance outstanding 6,500
 Represented by the following debentures:—

Nos. 4558 to 4556 and 4592 for Rs. 500 each, repayable on 1st January 1917, Nos. 4891 for Rs. 500 repayable on 1st January 1918, Nos. 5322 to 5327 and 5329 for Rs. 500 repayable 1st January 1919.

(b) As under the terms of these loans the bonds cannot be repaid to the holders before the dates stipulated in the debentures, the Sinking Fund has been invested as shown in detail.

(c) Amount unpaid on 31st March 1921 24,000 0 0
 Repaid in 1921-22 12,500 0 0
 Balance outstanding (held in General Fund) 10,500 0 0

Represented by Nos. 3324-25 for Rs. 500 each; 00366 for Rs. 1,000; 00912-15 for Rs. 1,000 each; 00972-74, 00984, 01032 for Rs. 500 each; 01138-9 for Rs. 1,000 each.

R. P. MASANI,
 Ag. Municipal Commissioner.

Appendix SINKING

STATEMENT showing the Actual Investments on account of the Sinking Fund of Different
that date on the basis

| NAME OF LOAN. | Amount raised. | When repayable. | Amount of Annual Sinking Fund Instalment. | Date when Sinking Fund commenced. | | | | | | | | | | | | | | | | | | | | |
|--|----------------|---|---|-----------------------------------|-------------------|---|---|------------|----------|---|---|------------|--------|---|---|------------|----------|---|---|------------|-----------|---|------------|---------|
| 1 | 2 | 3 | 4 | 5 | | | | | | | | | | | | | | | | | | | | |
| <i>5 per cent. Municipal Loans.</i> | | | | | | | | | | | | | | | | | | | | | | | | |
| 44 Lakhs Sanitary Works Loan ... | Rs. 44,00,000 | <table style="font-size: small; border: none;"> <tr> <td style="border: none;">{</td> <td style="border: none;">1st July 1886</td> <td style="border: none; text-align: right;">Rs. 7,000</td> <td style="border: none;">}</td> </tr> <tr> <td style="border: none;">{</td> <td style="border: none;">1st " 1887</td> <td style="border: none; text-align: right;">4,43,000</td> <td style="border: none;">}</td> </tr> <tr> <td style="border: none;">{</td> <td style="border: none;">1st " 1890</td> <td style="border: none; text-align: right;">51,000</td> <td style="border: none;">}</td> </tr> <tr> <td style="border: none;">{</td> <td style="border: none;">1st " 1895</td> <td style="border: none; text-align: right;">1,60,000</td> <td style="border: none;">}</td> </tr> <tr> <td style="border: none;">{</td> <td style="border: none;">1st " 1925</td> <td style="border: none; text-align: right;">37,39,000</td> <td style="border: none;">}</td> </tr> </table> | { | 1st July 1886 | Rs. 7,000 | } | { | 1st " 1887 | 4,43,000 | } | { | 1st " 1890 | 51,000 | } | { | 1st " 1895 | 1,60,000 | } | { | 1st " 1925 | 37,39,000 | } | Rs. 41,872 | * |
| { | 1st July 1886 | Rs. 7,000 | } | | | | | | | | | | | | | | | | | | | | | |
| { | 1st " 1887 | 4,43,000 | } | | | | | | | | | | | | | | | | | | | | | |
| { | 1st " 1890 | 51,000 | } | | | | | | | | | | | | | | | | | | | | | |
| { | 1st " 1895 | 1,60,000 | } | | | | | | | | | | | | | | | | | | | | | |
| { | 1st " 1925 | 37,39,000 | } | | | | | | | | | | | | | | | | | | | | | |
| 147 Lakhs Tansa Water Works Loan ... | 1,47,00,000 | (a) Between 1st January 1928 and 1st Jan. 1953. | 66,040 | 1st January 1893 ... | | | | | | | | | | | | | | | | | | | | |
| 7 Lakhs Sanitary Works Loan ... | 7,00,000 | 1st February 1928 ... | 8,170 | 1st February 1889 ... | | | | | | | | | | | | | | | | | | | | |
| 12 Lakhs Drainage and Water Works Loan. | 12,00,000 | 1st January 1928 ... | (b) 12,616 | 1st January 1889 ... | | | | | | | | | | | | | | | | | | | | |
| Rs. 10,08,500 Miscellaneous Works Loan. | 10,08,500 | 1st October 1928 ... | 11,940 | 1st October 1889 ... | | | | | | | | | | | | | | | | | | | | |
| Rs. 2,48,000 Agripada House Sullage Water Connections Loan. | 2,48,000 | 1st July 1929 ... | 2,659 | 1st January 1891 ... | | | | | | | | | | | | | | | | | | | | |
| 35 Lakhs various Sanitary Works Loan. | 35,00,000 | 1st July 1930 ... | 48,061 | 1st July 1891 ... | | | | | | | | | | | | | | | | | | | | |
| 8 Lakhs Municipal Office Building Loan. | 8,00,000 | 1st July 1931 ... | 9,293 | 1st July 1892 ... | | | | | | | | | | | | | | | | | | | | |
| 10 Lakhs Loan for the Conversion of S. W. Reservoir at Clerk Road into a Public Park. | 10,00,000 | 1st July 1930 ... | † 5,089 | 1st July 1921 ... | | | | | | | | | | | | | | | | | | | | |
| <i>4 per cent. and 3½ per cent. Municipal Loans (3½ per cent. basis.)</i> | | | | | | | | | | | | | | | | | | | | | | | | |
| 4½ Lakhs Fire Brigade Quarters and Stations Loan. | 4,50,000 | 1st January 1923 ... | 8,570 | 1st January 1894 ... | | | | | | | | | | | | | | | | | | | | |
| 43 Lakhs Loan for the repayment of the balance of Government Consolidated Loan. | 42,00,000 | 1st July 1933 ... | 80,678 | 1st July 1894 ... | | | | | | | | | | | | | | | | | | | | |
| 23½ Lakhs Loan for Drainage and other Works. | 23,25,000 | 1st July 1935 ... | 27,467 | 1st July 1896 ... | | | | | | | | | | | | | | | | | | | | |
| 15½ Lakhs Loan for Sewerage, Wari Bunder, etc., Roads, Burial Ground and certain Water Works— | | | | | | | | | | | | | | | | | | | | | | | | |
| 1st Instalment | 10,00,000 | | (c) 11,147 | | | | | | | | | | | | | | | | | | | | | |
| 2nd do. | 5,75,000 | 1st July 1936 ... | | | 1st July 1897 ... | | | | | | | | | | | | | | | | | | | |
| 25 Lakhs Loan for Sewerage, Water, etc., Works. | 25,00,000 | 1st November 1939 ... | 7,286 | 1st November 1900. | | | | | | | | | | | | | | | | | | | | |
| 20 Lakhs Loan for Plague purposes ... | 20,00,000 | 1st May 1920 ... | 29,535 | 1st May 1901 ... | | | | | | | | | | | | | | | | | | | | |
| 19½ Lakhs Loan for Sewerage Roads and other Sanitary Works. | 19,25,000 | 1st June 1940 ... | 70,482 | 1st June 1901 ... | | | | | | | | | | | | | | | | | | | | |
| 24½ Lakhs Loan for certain Sewerage and Water Works. | 24,75,000 | 1st June 1943 ... | 22,698 | 1st June 1904 ... | | | | | | | | | | | | | | | | | | | | |
| 12½ Lakhs Loan for certain Water Works. | 12,75,000 | 1st June 1943 ... | 29,286 | 1st June 1904 ... | | | | | | | | | | | | | | | | | | | | |
| 12½ Lakhs Loan for certain Water Works. | 12,75,000 | 1st August 1934 ... | 24,896 | 1st August 1905 ... | | | | | | | | | | | | | | | | | | | | |
| 30 Lakhs Loan for Buildings, Drainage Works, &c. | 30,00,000 | 1st January 1951 ... | † 58,113 | 1st January 1922 ... | | | | | | | | | | | | | | | | | | | | |
| <i>4 per cent. Municipal Loans (3 per cent. basis.)</i> | | | | | | | | | | | | | | | | | | | | | | | | |
| 2nd 24½ Lakhs Loan for Sewerage Works. | 24,75,000 | 1st August 1946 ... | 7,286 | 1st November 1910. | | | | | | | | | | | | | | | | | | | | |
| 18½ Lakhs Loan for the construction of Quarters for Halalkhores and Biggaries. | 18,50,000 | 1st August 1946 ... | 82,823 | 1st August 1907 ... | | | | | | | | | | | | | | | | | | | | |
| 15 Lakhs Loan for Street Improvements. | 15,00,000 | 1st May 1938 ... | 23,376 | 1st May 1909 ... | | | | | | | | | | | | | | | | | | | | |
| 15 Lakhs Loan for Street Improvements. | 15,00,000 | 1st May 1949 ... | 19,893 | 1st May 1910 ... | | | | | | | | | | | | | | | | | | | | |
| 30 Lakhs Loan for the acquisition of sites, for the construction of various overbridges in the City. | 30,00,000 | 1st May 1949 ... | 39,787 | 1st May 1910 ... | | | | | | | | | | | | | | | | | | | | |
| 55 Lakhs Loan for Miscellaneous Works. | 55,00,000 | 1st June 1942 ... | 1,21,632 | 1st June 1914 ... | | | | | | | | | | | | | | | | | | | | |
| 70 Lakhs Loan for reduplication of Tansa Main and other auxiliary works. | † 70,00,000 | | 78,148 | 1st June 1915 ... | | | | | | | | | | | | | | | | | | | | |
| 20 Lakhs Loan for Streets Improvements. | 20,00,000 | 1st May 1952 ... | 26,524 | 1st June 1920 ... | | | | | | | | | | | | | | | | | | | | |
| 43 Lakhs Loan for Drainage, Water and Miscellaneous Works. | 43,00,000 | 1st May 1945 ... | 90,882 | 1st May 1916 ... | | | | | | | | | | | | | | | | | | | | |
| <i>6 and 6½ per cent. Municipal Loans (4 per cent. basis.)</i> | | | | | | | | | | | | | | | | | | | | | | | | |
| 40 Lakhs Loan for the construction of Sanitary Buildings, acquisition of lands for Street Improvements and for executing Drainage and Water Works. | 40,00,000 | 19th December 1949 or any prior date after the 18th December 1924 to be fixed by 6 months' public notice. | 71,320 | 1st May 1916 ... | | | | | | | | | | | | | | | | | | | | |
| 50 Lakhs Loans for Sanitary Drainage, Water, Roads, &c., Works. | 50,00,000 | 1st November 1950 at the option of the Corporation on or after 1st November 1935. | † 89,150 | 1st November 1921. | | | | | | | | | | | | | | | | | | | | |
| | | | | Total Rs. ... | | | | | | | | | | | | | | | | | | | | |

† Rs. 49,40,000 repayable on 1st June 1954.

„ 20,60,000 „ „ 1st June 1974.

Rs. 70,00,000

W. E. WAITE,
Chief Accountant.

No. 10.
FUND.

Loans up to 31st March 1922, compared with the amounts which should have accumulated upto of the Fixed Instalments.

| Amount of Sinking Fund which should have accumulated up to 31st March 1922 at Compound Interest. | Amount actually invested up to 31st March 1922. | Amount of Interest due up to 31st March 1922 collected and invested in 1922-23. | Total of Columns 7 and 8. | REMARKS. |
|--|---|---|---------------------------|--|
| 6 | 7 | 8 | 9 | 10 |
| Rs. | Rs. a. p. | Rs. a. p. | Rs. a. p. | |
| 31,87,870 | 31,31,613 3 0 | 57,733 11 10 | 31,89,346 14 10 | † All the Sinking Fund Instalments were re-arranged during 1906-07 on a 3½ per cent. basis as per Corporation Resolution No. 4946 of 2nd February 1905. * As Rs. 5,61,000 of this Loan were paid off by 31st December 1895, leaving a balance of Rs. 37,39,000 repayable on 1st July 1925, and as the Invested Sinking Fund on 31st March 1896 amounted to Rs. 4,61,047-16-5, the amount of the Annual Sinking Fund Instalment was reduced from Rs. 37,000 to Rs. 30,650 from 1st January 1897. (a) Rs. 2,00,000 repayable on 1-1-1928. " 2,91,500 " " 1-1-1933. " 22,08,500 " " 1-1-1943. " 17,00,000 " " 1-1-1946. " 10,00,000 " " 1-1-1948. " 43,00,000 " " 1-1-1953. (b) In January 1889 Rs. 10,000 were invested and in subsequent years Rs. 11,000. ‡ Sinking Fund Instalments will take effect in 1921-22. |
| 31,04,374 | 30,49,556 13 10 | 53,229 1 6 | 31,02,785 15 4 | |
| 5,20,998 | 5,16,021 13 0 | 6,287 8 1 | 5,21,309 5 1 | |
| 9,08,993 | 8,95,455 0 11 | 9,374 10 7 | 9,04,829 11 6 | |
| 7,21,402 | 7,14,092 0 7 | 9,119 15 5 | 7,23,212 0 0 | |
| 1,74,016 | 1,72,406 9 9 | 1,807 7 0 | 1,74,114 0 9 | |
| 22,56,749 | 22,33,702 6 1 | 27,280 9 8 | 22,60,982 15 9 | |
| 4,91,580 | 4,86,946 2 7 | 4,922 5 2 | 4,91,868 7 5 | |
| 5,223 | 5,206 9 3 | 7 12 3 | 5,214 5 6 | |
| 4,31,420 | 4,26,075 11 6 | 5,555 8 11 | 4,31,631 4 5 | |
| 38,84,966 | 38,43,901 8 1 | 47,543 1 0 | 38,91,444 9 1 | |
| 11,57,350 | 11,43,548 14 9 | 13,638 6 6 | 11,57,187 5 3 | |
| 4,62,048 | 4,58,471 8 0 | 4,033 12 0 | 4,62,505 4 0 | (c) In 1897-98 Rs. 18,875 were invested in 3½ per cent. Government Paper. |
| 3,80,377 | 3,77,310 6 8 | 3,892 10 3 | 3,81,203 0 11 | |
| 9,63,218 | 9,52,769 13 5 | 11,016 6 6 | 9,63,786 3 11 | |
| 7,06,011 | 6,97,936 2 1 | 8,503 1 10 | 7,06,439 3 11 | |
| 7,34,792 | 7,26,891 11 9 | 8,193 8 5 | 7,35,085 4 2 | |
| 5,76,507 | 5,69,995 14 9 | 6,297 15 10 | 5,76,293 14 7 | |
| 58,621 | 58,219 8 3 | 93 12 4 | 58,313 4 7 | |
| 6,22,679 | 6,18,193 14 7 | 3,759 15 0 | 6,21,953 13 7 | |
| 4,55,357 | 4,50,414 14 1 | 5,125 12 9 | 4,55,540 10 10 | |
| 2,90,085 | 2,86,990 12 8 | 3,211 4 8 | 2,90,203 1 4 | |
| 5,71,716 | 5,70,124 15 10 | 6,983 4 1 | 5,76,508 3 11 | |
| 11,08,632 | 10,96,567 14 6 | 9,031 12 9 | 11,05,569 11 3 | |
| 6,13,776 | 6,09,372 4 9 | 4,828 13 9 | 6,14,101 2 6 | |
| 1,76,286 | 1,74,557 10 10 | 1,797 9 6 | 1,76,335 4 4 | |
| 6,00,706 | 5,94,816 9 5 | 6,125 5 10 | 6,00,941 15 3 | |
| 1,47,433 | 1,48,390 12 5 | 513 5 8 | 1,48,904 2 1 | |
| 90,636 | 90,489 1 3 | 168 2 4 | 90,657 3 7 | |
| 2,52,98,720 | 2,49,99,340 13 7 | 3,18,446 11 5 | 2,53,18,287 8 0 | |

STATEMENT showing the Interest outstanding on 1st April 1921 on the differer of India during that year, and th

| Name of each Loan. | Dates when raised. | AUTHORITY. | |
|--|--|--|--|
| | | Corporation Resolution. | Government Resolution. |
| <i>5 per cent. Loans.</i> | | | |
| 1 Drainage Loan of 1878 (Rs. 26,94,000) ... | 1st November and 1st December 1878. | No. 1296 10-9-78. | No. 2951 23-9-78. |
| 2 The Sanitary Works Loan of 1885-86 (Rs. 44,00,000). | Between 5th May 1885 and 30th March 1886. | Nos. 9021 905 8-12-81, 12-3-82 and 438 16-5-83 | Nos. 2669 384 3771 17-7-82, 2-2-83, 19-10-83, 450 and 124 4-2-84 and 37-4-85. |
| 3 The Sanitary Works Loan of 1888 (Rs. 7,00,000). | 1st February 1888 | No. 199 13-10-86. | No. 1427 4-5-88. |
| 4 The Tansa Water Works Loan (Rs. 1,47,00,000). | Between 5th June 1886 and 24th December 1891. | Nos. 1312 and 345 13-11-85 and 9-4-91. | Nos. 561 1008 1930 12-2-84, 16-3-86, 31-5-86 2876 and 3978 4198 21-9-87, 21-7-88, 8-10-84 3392 and 3262-62 28-8-90 and 15-9-91. |
| 5 The Drainage and Water Works Loan of 1888 (Rs. 12,00,000). | 1st January and 1st July 1888 ... | Nos. 394 and 1145 20-7-87 and 8-9-87. | No. 873 16-3-88. |
| 6 The Miscellaneous Works Loan, 1888-89 (Drainage and Water Works, Markets and Roads) (Rs. 10,08,500.) | Between 1st November 1888 and 1st July 1889. | No. 29 4-4-88. | Nos. 4937 3280 4138 7-9-88, 19-9-89, 24-11-89. |
| 7 The Agripada House Sillage and Water Connections Loan of 1889-90 (Rs. 2,48,000). | Between 1st January and 1st July 1890. | No. 4688 8-10-86. | Nos. 6547 and 17 28-12-89 and 3-1-90. |
| 8 The Various Sanitary Works Loan of 1890-91 (Rs. 35,00,000) | Between 25th September 1890 and 1st January 1892. | Nos. 29 5293 8605 4-4-88, 19-11-88, 7-1-89, 672 6152 6284 13-8-89, 28-11-89, 23-1-90, 458 and 1488 17-4-90 and 22-8-90. | No. 3392 23-8-90. |
| 9 The Municipal Building Loan of 1891 (Rs. 8,00,000). | 24th December 1891 | No. 11651 9-2-91. | No. 3262 15-9-91. |
| 10 The 10 Lakhs Loan for the Conversion of S. W. Reservoir at Clerk Road into a Public Park. | 2nd July 1920 | No. 4921 18-9-19. | No. 4797 22-4-20. |
| <i>4 per cent. Loans.</i> | | | |
| 11 The Loan for Fire Brigade Quarters and Stations (Rs. 4,50,000). | 23rd December 1892, 30th November and 1st December 1898. | No. 5144 8-8-92. | Nos. 1022 2501 2164 29-3-92, 14-6-92, 28-6-92 and 3145 6-9-92. |
| 12 The Loan for repayment of the balance of the 4½ per cent. Government Consolidated Loan (Rs. 43,00,000). | 28th and 29th June 1893 | No. 13956 23-3-93. | No. 1989 6-6-93. |
| 13 The Loan for Drainage and other Works (Rs. 23,25,000). | 12th and 31st January 1894 and 11th and 15th July 1895. | No. 6222 28-9-93. | Nos. 809 and 3764 3-3-94 and 2-10-94. |
| 14 The Loan for Sewerage, Wari Bunder, &c., Roads, Burial Ground, and certain Water Works (Rs. 15,75,000 of which the 2nd instalment of Rs. 5,75,000 was raised at 4 per cent.). | 17th July 1899 | Nos. 504 13697 8992 12-4-91, 7-3-95, 7-11-95, 8976 12034½ 7-11-95, 4-2-97 and 14435 25-3-97. | Nos. 3501 883 2320 22-6-95, 22-2-96, 3-5-99 and 2643 22-6-99. |
| 15 The Loan for Sewerage and other Sanitary Works (Rs. 25,00,000). | 17th and 18th July 1899 | Nos. 8976 13084½ 7-11-95, 4-2-97 and 14435 26-3-97. | No. 3641 A Telegram 28-9-97, 26-7-98 and 2320 3-6-99. |
| 16 The Loan for Plague purposes (Rs. 20,00,000). | 6 lakhs raised between 15th July and 20th Dec. 1899, 6 lakhs raised in Nov. 1900 and 8 lakhs raised between 12th Aug. and 9th Oct. 1902. | No. 8099 6-12-97. | Nos. 4060 and 2560 6-9-98 and 16-9-99. |
| 17 The Loan for Sewerage, Roads and other Sanitary Works (Rs. 19,25,000). | 18th and 19th July 1899 and September 1900. | No. 728 18-4-98. | Nos. 4960 and 2840 5-9-98 and 16-6-99. |
| 18 The Loan for certain Sewerage and Water Works (Rs. 24,75,000). | 6 lakhs raised between 15th June and 1st July 1901, 11 lakhs raised between 23rd Aug. and 31st October 1901, 4 lakhs raised between 19th Aug. and 28th Oct. 1902, and 3½ lakhs raised on 9th Sept. 1903. | No. 1956 14-5-1900. | No. 3427 15-6-1901. |
| 19 The Loan for certain Water Works (Rs. 12,75,000). | 1st September 1904 | No. 244 23-4-05. | No. 4116 22-8-04. |
| 20 The 2nd 24½ Lakhs Loan for certain Sewerage Works. | Rs. 12 lakhs raised on 3rd September 1905 and Rs. 12½ lakhs on 9th September 1907. | No. 244 23-4-05. | No. 4004 and Telegram 21-7-05 and 31-8-05. No. 4792 and Telegram 5-2-07 and 31-7-07. |
| 21 The 13½ Lakhs Loan for the construction of quarters for Halalkhores and Biggeries. | 7th August 1908 | No. 2204 of 29-6-08 | No. 2447 9-5-08. |
| 22 The 15 Lakhs Loan for Street Improvements. | 29th July 1909 | No. 7558 of 20-3-07 | No. 5178 17-8-08. |
| 23 The 30 Lakhs Loan for the acquisition of sites for the construction of various overbridges in the City. | 29th July 1909 and 10th August 1910. | No. 181 of 8-4-09 | No. 3862 28-7-09. |
| 24 The 55 Lakhs Loan for Drainage, Sanitary, Water and other Miscellaneous works. | 7th and 10th August and 1st November 1911 and 1st August 1913. | No. 6426 of 31-1-10 | No. 4680 and Telegram 1-8-11 and No. 4686-A, 28-7-11 |
| 25 The 70 Lakhs Loan for the re-duplication of the Tansa Main and other Auxiliary Works. | 9th September 1913, 22nd July 1914 and 10th April 1915. | No. 4051 of 14-10-12 | No. 6159 and Telegram 21-8-13 and 18-8-18. |
| 26 The 20 Lakhs Loan for Street Improvement. | 9th September 1913 and 24th September 1915. | No. 4047 of 14-10-12 | Do. |
| 27 Loan of Rs. 43 Lakhs for Drainage, Water, Roads and Miscellaneous works. | 1st August and 24th September 1915. | No. 4051 of 14-10-12 and No. 2608 of 26-7-15. | 7586 (G. D.) 1-10-15 |
| 28 30 Lakhs Loan for Miscellaneous works. | 1st November 1920 | Nos. 4497 2822 and 4767 16-10-16, 4-9-18 15-9-19. (Vide Reso. Nos. against Loan No. 14.) | Nos. 5776 5830 8787 8-9-14, 20-3-15 and 20-10-11 (Vide Reso. Nos. against Loan No. 14.) |
| <i>3½ per cent. Loan.</i> | | | |
| The Loan for Sewerage, Wari Bunder, &c., Board, Burial Ground and certain Water Works (Rs. 15,75,000, of which the 1st instalment of Rs. 10 lakhs was raised at 3½ per cent.). | 1st December 1896 | | |
| <i>6 and 6½ per cent. Loan.</i> | | | |
| 29 The 40 Lakhs Loan for the construction of Sanitary Buildings, acquisition of lands, &c. | 3rd December 1919 | No. 2447 of 26-6-19. | Nos. 9151 and 28 1-11-19 and 3-1-20. |
| 30 The 50 Lakhs Loan for Sanitary Drainage, Water, Roads &c., Works. | 23rd November 1920 | No. 5754 of 8-9-1920. | Order No. 757 16-11-1920. |
| 31 Rs. 75 lakhs out of 1½ Crores Loan for Water Works, Roads and Overbridges, Drainage, Sewage, &c. Works. | 5th November 1921 | No. 4693 of 22-8-21. No. 5356 of 19-9-21. No. 9758 of 2-2-22. | Resolution No. Sc. 63 22-3-2 Dev. Dept. |

W. E. WAITE,
Chief Accountant.

Loans, the amounts payable for the year 1921-1922, the amounts paid by the Imperial Bank
Balances outstanding on 31st March 1922.

| Date when Loan is repayable. | Interest outstanding on 1st April 1921. | | | Interest payable in 1921-1922. | | | Total Interest due. | | | Deduct—Interest paid by the Bank of Bombay. | | | Outstanding Balance on 31st March 1922. | | |
|--|---|-------|-------|--------------------------------|-------|-------|---------------------|-------|-------|---|-------|-------|---|-------|-------|
| | Rs. | a. | p. | Rs. | a. | p. | Rs. | a. | p. | Rs. | a. | p. | Rs. | a. | p. |
| 1st January 1919... | 1,287 | 8 | 0 | | | | 1,287 | 8 | 0 | 300 | 0 | 0 | 987 | 8 | 0 |
| 1st July 1925 | 86,475 | 0 | 0 | 1,86,950 | 0 | 0 | 2,23,425 | 0 | 0 | 1,77,487 | 8 | 0 | 45,987 | 8 | 0 |
| 1st February 1928 | 6,100 | 0 | 0 | 35,000 | 0 | 0 | 41,100 | 0 | 0 | 36,087 | 8 | 0 | 5,062 | 8 | 0 |
| Between 1st January 1928 and 1st January 1933. | 67,087 | 8 | 0 | 7,35,000 | 0 | 0 | 8,02,087 | 8 | 0 | 7,23,837 | 8 | 0 | 78,250 | 0 | 0 |
| 1st January 1928 | 7,550 | 0 | 0 | 60,000 | 0 | 0 | 67,550 | 0 | 0 | 67,912 | 8 | 0 | 9,687 | 8 | 0 |
| 1st October 1928 | 7,625 | 0 | 0 | 50,425 | 0 | 0 | 58,050 | 0 | 0 | 49,325 | 0 | 0 | 8,725 | 0 | 0 |
| 1st July 1929 | 1,050 | 0 | 0 | 12,400 | 0 | 0 | 13,450 | 0 | 0 | 11,675 | 0 | 0 | 1,775 | 0 | 0 |
| 1st July 1930 | 27,962 | 8 | 0 | 1,75,000 | 0 | 0 | 2,02,962 | 8 | 0 | 1,74,862 | 8 | 0 | 28,600 | 0 | 0 |
| 1st July 1931 | | | | 40,000 | 0 | 0 | 40,000 | 0 | 0 | 40,000 | 0 | 0 | | | |
| 1st July 1930 | | | | 50,000 | 0 | 0 | 50,000 | 0 | 0 | 50,000 | 0 | 0 | | | |
| 1st January 1923 | 2,720 | 0 | 0 | 18,000 | 0 | 0 | 20,720 | 0 | 0 | 19,010 | 0 | 0 | 1,710 | 0 | 0 |
| 1st July 1923 | 21,980 | 0 | 0 | 1,88,000 | 0 | 0 | 1,89,980 | 0 | 0 | 1,74,790 | 0 | 0 | 15,190 | 0 | 0 |
| 1st July 1935 | 11,110 | 0 | 0 | 93,000 | 0 | 0 | 1,04,110 | 0 | 0 | 92,210 | 0 | 0 | 11,900 | 0 | 0 |
| 1st July 1936 | 590 | 0 | 0 | 23,000 | 0 | 0 | 23,590 | 0 | 0 | 23,140 | 0 | 0 | 450 | 0 | 0 |
| 1st November 1939 | 2,420 | 0 | 0 | 1,00,000 | 0 | 0 | 1,02,420 | 0 | 0 | 99,640 | 0 | 0 | 2,780 | 0 | 0 |
| 1st May 1920 | 2,050 | 0 | 0 | | | | 2,050 | 0 | 0 | 570 | 0 | 0 | 1,480 | 0 | 0 |
| 1st June 1940 | 11,260 | 0 | 0 | 77,000 | 0 | 0 | 88,260 | 0 | 0 | 74,060 | 0 | 0 | 14,200 | 0 | 0 |
| 1st June 1943 | 11,060 | 0 | 0 | 93,000 | 0 | 0 | 1,10,060 | 0 | 0 | 96,280 | 0 | 0 | 13,780 | 0 | 0 |
| 1st August 1934 | 3,320 | 0 | 0 | 51,000 | 0 | 0 | 54,320 | 0 | 0 | 51,160 | 0 | 0 | 3,160 | 0 | 0 |
| 1st August 1946 | 6,880 | 0 | 0 | 93,000 | 0 | 0 | 1,05,680 | 0 | 0 | 1,03,290 | 0 | 0 | 2,340 | 0 | 0 |
| 1st May 1938 | 10,620 | 0 | 0 | 54,000 | 0 | 0 | 64,620 | 0 | 0 | 64,500 | 0 | 0 | 10,120 | 0 | 0 |
| 1st May 1949 | 3,580 | 0 | 0 | 60,000 | 0 | 0 | 63,530 | 0 | 0 | 59,730 | 0 | 0 | 3,800 | 0 | 0 |
| 1st May 1949 | 21,940 | 0 | 0 | 1,20,000 | 0 | 0 | 1,41,940 | 0 | 0 | 1,19,110 | 0 | 0 | 22,830 | 0 | 0 |
| 1st June 1942 | | | | 2,20,000 | 0 | 0 | 2,20,000 | 0 | 0 | 2,20,000 | 0 | 0 | | | |
| 1st June 1954 and 1st June 1974 | 20,363 | 0 | 8 | 2,80,000 | 0 | 0 | 3,00,363 | 0 | 8 | 2,65,870 | 0 | 0 | 34,933 | 0 | 8 |
| 1st May 1955 | 1,720 | 0 | 0 | 80,000 | 0 | 0 | 1,720 | 0 | 0 | 80,590 | 0 | 0 | 1,130 | 0 | 0 |
| 1st May 1945 | | | | 1,72,000 | 0 | 0 | 1,72,000 | 0 | 0 | 1,72,000 | 0 | 0 | | | |
| 1st January 1951 | 9,216 | 6 | 2 | 1,20,000 | 0 | 0 | 1,30,000 | 0 | 0 | 1,30,000 | 0 | 0 | | | |
| 1st July 1936 | 507 | 8 | 0 | 35,000 | 0 | 0 | 35,507 | 8 | 0 | 35,332 | 8 | 0 | 175 | 0 | 0 |
| 19th December 1949 or at the option of the Corporation on or after 19th December 1929. | 25,582 | 5 | 5 | 2,40,000 | 0 | 0 | 2,65,582 | 5 | 5 | 2,51,561 | 8 | 7 | 18,920 | 12 | 10 |
| 1st November 1950 or at the option of the Corporation on or after 1st November 1935. | | | | Less 3,45,813 | 0 | 0 | | | | | | | | | |
| | | | | Trans 19,500 | 0 | 0 | 3,25,813 | 0 | 0 | 3,13,810 | 2 | 4 | 12,002 | 13 | 0 |
| | | | | 3,25,813 | 0 | 0 | | | | | | | | | |
| 1st November 1951 or at the option of the Corporation on or after 1st November 1936. | | | | Add 2,36,000 | 0 | 0 | 2,54,500 | 0 | 0 | | | | 1,89,165 | 14 | 0 |
| | | | | Trans 19,500 | 0 | 0 | | | | | | | 85,334 | 2 | 0 |
| | | | | 2,54,500 | 0 | 0 | | | | | | | | | |
| Total Rs. ... | 3,21,756 | 12 | 3 | 40,34,871 | 9 | 10 | 43,56,028 | 6 | 1 | 37,57,191 | 10 | 11 | 6,02,099 | 11 | 6 |
| | | | | | | | | | | | | | 97,386 | 15 | 3 |

* To be taken as savings.

INCOME FOR 1921-22.

| INCOME | | Amount. |
|--|--|------------------|
| | | Rs. a. p. |
| Water Tax and other Miscellaneous Water Works Revenue—vide details in Appendix No. 1 (vide page) | | * 86,19,898 18 4 |

* This includes Rs. 15,98,245-0-6 being the amount of Water Tax by measurement, realised during 1921-22 as shown in the following Statement :—

STATEMENT showing the quantity of Water by meter supplied under different Sub-heads and the Water Tax by measurement realized at different rates for the uniform quantity of 1,000 gallons.

| PARTICULARS. | 1916-17 | | 1917-18. | | 1918-19. | | 1919-20. | | 1920-21. | | 1921-22. | |
|---------------------------------|----------------|------------------------------------|----------------|--------------------------------------|----------------|-------------------------------------|----------------|---|----------------|---|----------------|---|
| | Gallons. | Amount. | Gallons. | Amount. | Gallons. | Amount. | Gallons. | Amount. | Gallons. | Amount. | Gallons. | Amount. |
| Hotels | 3,83,80,975 | Rs. a. p. @ As. 8 19,165 7 8 | 4,98,19,359 | Rs. a. p. @ As. 8 24,909 10 11 | 5,50,46,930 | Rs. a. p. @ As. 8 28,272 12 0 | 5,94,59,075 | Rs. a. p. @ As. 7½ and above. 28,800 0 10 | 5,64,92,405 | Rs. a. p. @ As. 7½ and above. 27,868 8 10 | 5,92,72,140 | Rs. a. p. @ As. 7½ and above. 28,709 15 1 |
| Cotton Factories | 60,88,01,250 | @ As. 8 3,04,402 1 11 | 60,57,04,110 | @ As. 8 3,02,452 0 11 | 80,09,72,800 | @ As. 8 4,08,581 7 1 | 72,21,50,452 | @ As. 7½ and above. 0,49,795 15 9 | 92,47,33,195 | @ As. 7½ and above. 4,47,918 9 9 | 90,39,28,623 | @ As. 7½ and above. 4,81,432 8 6 |
| Iron Factories | 2,91,29,645 | @ As. 8 14,564 13 2 | 6,60,46,860 | @ As. 8 18,023 7 2 | 2,77,18,400 | @ As. 8 12,992 18 10 | 3,48,59,054 | @ As. 7½ and above. 16,884 13 8 | 1,71,68,030 | @ As. 8 and above. 8,315 12 8 | 1,13,03,000 | @ As. 7½ and above. 5,503 15 3 |
| Other Factories | 27,99,75,185 | @ As. 8 1,36,487 9 6 | 37,56,14,920 | @ As. 8 1,92,807 7 8 | 41,98,94,130 | @ As. 8 1,86,591 7 4 | 40,05,05,515 | @ As. 7½ and above. 1,98,994 12 9 | 34,73,92,200 | @ As. 7½ and above. 1,68,268 1 7 | 30,60,02,793 | @ As. 7½ and above. 1,48,263 3 0 |
| Filch Cattle Stables | 13,60,32,940 | @ As. 4 39,908 3 9 | 29,41,48,399 | @ As. 4 51,037 1 7 | 21,19,45,550 | @ As. 4 52,988 13 5 | 14,39,20,708 | @ As. 4 35,980 2 10 | 15,93,20,730 | @ As. 4 39,831 10 11 | 14,78,36,021 | @ As. 4 36,359 0 1 |
| Government Buildings (a) | 37,65,63,266 | At different rates 23,041 14 8 | 39,67,06,134 | At different rates 1,23,528 5 1 | 7,28,85,250 | @ As. 4 18,221 5 2 | 16,17,82,600 | @ As. 4 40,862 1 8 | 12,84,40,895 | @ Rs. 4 30,860 8 7 | 12,80,78,458 | @ As. 4 32,018 5 10 |
| Railways | 53,87,11,870 | @ As. 6½ 2,26,976 11 0 | 48,51,41,590 | @ As. 6½ 1,97,088 11 9 | 55,29,33,030 | @ As. 6½ 2,24,629 0 0 | 65,98,25,450 | @ As. 6½ 2,89,997 2 4 | 62,48,64,840 | @ As. 6½ 2,58,831 5 4 | 56,04,51,400 | @ As. 6½ 2,27,688 6 9 |
| Port Trust | 34,58,31,070 | @ As. 6½ 1,40,493 18 11 | 42,19,10,705 | @ As. 6½ 1,71,401 3 7 | 44,06,71,540 | @ As. 6½ 1,79,022 18 1 | 43,54,03,374 | @ As. 6½ 1,76,882 9 10 | 51,16,54,330 | @ As. 6½ 2,07,859 12 8 | 55,76,87,203 | @ As. 6½ 2,26,560 5 10 |
| Suburbs (b) | 12,65,79,250 | At different rates 83,347 11 2 | 12,82,83,650 | At different rates 56,685 2 6 | 18,48,68,850 | @ As. 8 90,297 13 7 | 18,70,67,500 | At different rates. 91,135 8 0 | 29,41,29,000 | At different rates. 1,70,952 2 4 | 31,81,77,738 | At different rates. 1,99,583 11 8 |
| Miscellaneous (c) | 1,07,94,59,946 | At different rates 2,07,796 5 9 | 1,31,44,81,017 | At different rates 2,80,723 5 4 | 1,22,74,86,170 | At different rates 3,03,722 1 5 | 96,58,89,912 | At different rates. 2,63,396 10 2 | 17,94,27,025 | At different rates. 65,589 6 9 | 78,85,20,731 | At different rates. 2,06,530 12 6 |
| Total | 8,59,24,18,397 | 12,55,284 12 6 | 3,94,72,58,645 | 14,19,061 8 6 | 4,05,19,82,450 | 15,07,820 5 6 | 3,77,08,71,640 | 14,86,529 14 5 | 3,28,86,31,290 | 14,20,810 10 0 | 3,82,13,98,104 | 15,93,245 0 6 |

(a) The rates charged are in accordance with the Water Rules for the respective years.
 (b) The rate charged is 8 to 12 annas per 1,000 gals.
 (c) The rates charged vary from As. 2 to As. 8.

A. These figures are exclusive of refunds.

W. E. WAITE,
Chief Accountant.

12. ACCOUNT.

EXPENDITURE FOR 1921-22.

| EXPENDITURE. | Rs. a. p. | Rs. a. p. | Rs. a. p. | Rs. a. p. |
|---|---------------|---------------|---------------|----------------|
| General Superintendence (proportion of) | 54,555 4 6 | | | |
| Assessment and Collection Charges (proportion of) | 1,10,562 12 6 | | | |
| Maintenance of Water Works (vide Appendix No. 2) | 8,11,908 15 2 | 1,65,118 1 0 | | |
| New Works (vide Appendix No. 2) | 13,906 0 7 | 8,25,814 15 9 | | |
| Interest on Water Works Loans (Debt)— | | | 9,90,933 0 9 | |
| <i>Due to Government—Vehar Debt</i> | | 81,290 12 0 | | |
| <i>Due to the Public—</i> | | | | |
| Portion of 10 Lakhs for Bhandarwada Water Works of the Loan of Rs. 26,94,000 of 1878 | 111 5 8 | | | |
| Water Works portion of the 44 Lakhs Sanitary Works Loan (Rs. 19,78,223) | 79,596 0 0 | | | |
| Water Works portion of the 7 Lakhs Sanitary Works Loan (Rs. 1,90,389) | 9,801 10 2 | | | |
| Water Works portion of the 12 Lakhs Drainage and Water Works Loan (Rs. 85,000) | 4,102 2 3 | | | |
| Tansa Water Works Loan of Rs. 147 Lakhs | 7,23,887 8 0 | | | |
| Water Works portion of the Rs. 10,08,500 Miscellaneous Works Loan (Rs. 1,35,000) | 6,602 12 0 | | | |
| Water Works portion of the 35 Lakhs Various Sanitary Works Loan (Rs. 9,20,000) | 45,932 6 10 | | | |
| Water Works portion of the 8 Lakhs Loan for new Municipal Office Building (Rs. 66,940) | 3,347 0 0 | | | |
| Water Works portion of the 4½ Lakhs Loan for Fire Brigade Quarters and Station (Rs. 8,346) | 141 5 2 | | | |
| Water Works portion of the 42 Lakhs Loan for repayment of Government Consolidated Loan (Rs. 39,73,696) | 1,65,371 15 8 | | | |
| Water Works portion of the 23½ Lakhs Loan for Drainage and other Works (Rs. 2,45,500) | 9,736 9 4 | | | |
| Water Works portion of the 15½ Lakhs Loan for Sewerage, Wari Bunder, &c., Works (Rs. 1,55,000) | 5,476 8 7 | | | |
| Water Works portion of the 25 Lakhs Loan for Sewerage, &c., Works (Rs. 2,31,297) | 9,218 9 2 | | | |
| Water Works portion of the 2½ Lakhs Loan for certain Sewerage and Water Works (Rs. 2,73,000) | 10,619 15 7 | | | |
| 12½ Lakhs Loan for certain Water Works (Rs. 12,75,000) | 51,160 0 0 | | | |
| 55 Lakhs Loan for Miscellaneous Works (Rs. 4,77,652) | 19,106 1 3 | | | |
| 70 Lakhs Loan for Reduplication of the Tansa Main and other auxiliary works | 2,55,370 0 0 | | | |
| Water Works portion of the 43 Lakhs Loan for Drainage, Water, Roads, and Miscellaneous Works (Rs. 2,00,500) | 8,020 0 0 | | | |
| 40 Lakhs Loan for Sanitary Buildings (Rs. 10,00,000) | 62,915 6 2 | | | |
| 50 Lakhs Loan for Drainage Water, etc., Works (5,00,000) | 31,381 0 3 | | | |
| Commission to the Imperial Bank of India for payment of interest on the Water Works portion of the different Loans | 6,502 5 7 | 15,11,748 4 1 | | |
| Miscellaneous Loan Charges, including Commission paid to the Imperial Bank of India for drawing interest on Sinking Fund Investments | 273 2 5 | 6,775 8 0 | 15,99,814 8 1 | |
| Payments towards the reduction of debt or investment of Sinking Fund of the following Water Works Loans:— | | | | |
| Vehar Debt | | 32,686 4 0 | | |
| Portion of the 10 Lakhs for Bhandarwada Water Works of the Loan of Rs. 26,94,000 of 1878 | | 1,855 15 7 | | |
| Water Works portion of the 44 Lakhs Sanitary Works Loan (Rs. 19,78,223) | | 18,372 8 0 | | |
| Do. do. 7 Lakhs Sanitary Works Loan (Rs. 1,90,389) | | 2,185 14 8 | | |
| Do. do. 12 Lakhs Drainage and Water Works Loan (Rs. 85,000) | | 865 1 7 | | |
| Do. do. Rs. 10,08,500 Miscellaneous Works Loan (Rs. 1,35,000) | | 1,565 4 0 | | |
| Tansa Water Works Loan of Rs. 147 Lakhs | | 65,236 13 8 | | |
| Water Works portion of the 35 Lakhs Various Sanitary Works Loan (Rs. 9,20,000) | | 11,070 12 0 | | |
| Do. do. 8 Lakhs Loan for new Municipal Office Building (Rs. 66,940) | | 759 12 4 | | |
| Do. do. 4½ Lakhs Loan for Fire Brigade Quarters (Rs. 8,346) | | 61 1 8 | | |
| Do. do. 42 " " for repayment of Consolidated Loan (Rs. 39,73,696) | | 75,260 13 8 | | |
| Do. do. 23½ Lakhs Loan for Drainage and other Works (Rs. 2,45,500) | | 2,914 3 6 | | |
| Do. do. 15½ Lakhs Loan for Sewerage, Wari Bunder, &c., Works (Rs. 1,55,000) | | 1,686 3 11 | | |
| Do. do. 25 Lakhs Loan for Sewerage, &c., Works (Rs. 2,31,297) | | 2,666 13 8 | | |
| Do. do. 2½ Lakhs Loan (Rs. 2,73,000) | | 3,201 6 11 | | |
| Do. do. 12½ " " | | 24,458 8 7 | | |
| Do. do. 55 " " (Rs. 4,77,652) | | 10,688 5 3 | | |
| 70 Lakhs Loan for Reduplication of the Tansa Main and other auxiliary works | | 78,355 0 8 | | |
| 48 Lakhs Loan for Drainage, Water, Roads and Miscellaneous Works (Rs. 2,00,500) | | 4,208 10 1 | | |
| 40 " " for Sanitary Buildings, etc. (Rs. 10,00,000) | | 17,830 0 0 | | |
| 50 " " for Drainage, Water &c. Works (Rs. 5,00,000) | | 2,915 0 0 | 3,64,633 9 4 | 29,55,431 2 2 |
| | | | | 6,63,467 11 2 |
| Balance—Income in Excess of Expenditure | | | | 36,18,298 13 4 |

R. P. MASANI,
Ag. Municipal Commissioner.

Appendix
WATER WORKS
SCHEDULE OF LIABILITIES AND

| LIABILITIES. | Rs. a. p. | Rs. a. p. | Rs. a. p. |
|--|-----------------|-----------------|------------------|
| Debt due to Government— | | | |
| Government of Bombay on account of Vohar Debt (see page) | | 20,14,336 14 9 | |
| Debt due to the Public— | | | |
| Portion of 10 lakhs for the Bhandarwada Water Works of the Loan of Rs. 26,94,000 of 1878 | 2,412 12 3 | | |
| Water Works portion of the 44 lakhs Sanitary Works Loan. | 19,78,223 4 8 | | |
| Water Works portion of the 7 lakhs Sanitary Works Loan. | 1,90,389 0 0 | | |
| Water Works portion of the 12 lakhs Drainage and Water Works Loan | 85,000 0 0 | | |
| Water Works portion of the Miscellaneous Works Loan of Rs. 10,08,500 | 1,35,000 0 0 | | |
| Water Works portion of the 35 lakhs Various Sanitary Works Loan | 9,20,000 0 0 | | |
| Tansa Water Works Loan of 147 lakhs | 1,47,00,000 0 0 | | |
| Water Works portion of the 8 lakhs Loan for new Municipal Office Buildings | 66,989 18 0 | | |
| Water Works portion of the 4½ lakhs Loan for Fire Brigade Quarters, &c. | 3,346 1 6 | | |
| Water Works portion of the 42 lakhs Loan for repayment of the balance of Government Consolidated Loan .. | 39,78,695 10 0 | | |
| Water Works portion of the 23½ lakhs Loan for Drainage and other Works | 2,45,500 0 0 | | |
| Water Works portion of the 15½ lakhs Loan for Sewerage, Wari Bunder, &c., Roads, Burial Ground and certain Water Works | 1,55,000 0 0 | | |
| Water Works portion of the 25 lakhs Loan for Sewerage, Roads and other Works | 2,31,297 0 0 | | |
| Water Works portion of the 24½ lakhs Loan for certain Sewerage and Water Works | 2,73,000 0 0 | | |
| 12½ Lakhs Loan for certain Water Works | 12,75,000 0 0 | | |
| Water Works portion of the 55 Lakhs Loan for Misc. Works. | 4,77,652 7 3 | | |
| 70 Lakhs Loan for the Reduplication of the Tansa Main and other Auxiliary Works | 70,00,000 0 0 | | |
| Water Works portion of 43 Lakhs Loan for Miscellaneous Works | 2,00,500 0 0 | | |
| 40 Lakhs Loan for the construction of Sanitary Buildings, acquisition of lands for Street Improvements and for executing Drainage and Water Works | 10,00,000 0 0 | | |
| 50 Lakhs Loan for Drainage, Water, &c., Works | 5,00,000 0 0 | | |
| | | 3,34,07,958 0 8 | 3,54,22,322 15 5 |
| II.—SINKING FUNDS ON MUNICIPAL LOANS (invested as per contra) | | | 1,11,25,028 13 1 |
| III.—SPECIAL FUNDS— | | | |
| Worn-out Water Mains Renewal Fund (invested as per contra) | | 7,11,476 10 2 | |
| Net Premia Fund (invested as per contra) | | 3,39,676 7 6 | |
| | | | 10,51,153 1 8 |
| IV.—CAPITAL ACCOUNT— | | | |
| General Reserve being Assets in excess of Liabilities ... | | | 1,51,42,278 9 9 |
| TOTAL RS. | | | 6,27,40,783 7 11 |

W. E. WAITE,
Chief Accountant.

No. 13.
ACCOUNT.

ASSETS AT 31st MARCH 1922.

| ASSETS, | Rs. a. p. | Rs. a. p. | Rs. a. p. |
|--|------------------|------------------|------------------|
| Properties— | | | |
| Water Works executed out of Loan and Reserve Funds as detailed at pages to (vide Appendix No. 8) | | | 4,23,76,927 0 8 |
| II. Investments— | | | |
| 1. Imperial Bank of India Municipal Loans Sinking Fund Deposit Accounts— | | | |
| Rs. a. p. | | | |
| 6 & 6½ per cent. Loans 4% basis | 46,146 10 5 | | |
| 5 " " | 57,47,923 0 8 | | |
| 4 " " 3½% basis | 46,27,538 11 8 | | |
| 4 " " 3% basis | 7,32,337 3 10 | | |
| 3½ " " | 71,063 2 6 | | |
| | 1,11,25,028 13 1 | | |
| 2. Imperial Bank of India—Worn-out Water Mains Renewal Fund Deposit Account (vide Appendix No. 4) | 7,11,476 10 2 | | |
| 3. Imperial Bank of India of Net Premia on different Municipal Loans Deposit Account (vide note* to Appendix No. 4) | 3,39,676 7 6 | | |
| | | 1,21,76,181 14 9 | |
| 4. Loan Funds Investments Deposit (vide note to Appendix No. 6)... .. | 87,82,306 0 8 | | |
| <i>Less—</i> Value of properties (Water Works) executed out of Loan Funds Advances (vide note † at page 87) | 5,94,631 8 2 | | |
| | | 81,87,674 8 6 | 2,03,63,856 7 3 |
| | | TOTAL RS. ... | 6,27,40,783 7 11 |

R. P. MASANI,
Ag. Municipal Commissioner.

Appendix

STATEMENT showing the quantity and value of several articles upon which Town Duty was

| Duty Collected by | GRAIN AND POLSE AT 6 ANNAS PER CANDY. | | | FLOUR OF ALL SORTS AT 75 PER CENT. OF THE RATE AT THE TIME BEING LEVIED ON THE GRAIN FROM WHICH FLOUR IS PREPARED. | | | WINES AND SPIRITS AT 4 ANNAS PER GALLON. | | | BEER AT 6 PIES PER GALLON. | | |
|--|---------------------------------------|--------------|-----------------------|--|-----------|-------------------|--|--------------|---------------------|----------------------------|----------|--------------------|
| | Candies. | Furras. | Amount of Duty. | Candies. | Furras. | Amount of Duty. | Gallons. | Pinta. | Amount of Duty. | Gallons. | Pinta. | Amount of Duty. |
| BOMBAY PORT TRUST. | | | | | | | | | | | | |
| | | | Rs. a. p. | | | Rs. a. p. | | | Rs. a. p. | | | Rs. a. p. |
| April 1921 | 3,05,356 | | 1,14,508 8 8 | 41 | 2 | 11 10 0 | 54,448 | 1 1/2 | 13,613 0 11 | 44,892 | | 1,491 0 6 |
| May | 2,67,844 | | 96,579 0 5 | 160 | 3 | 45 2 0 | 48,393 | 3 1/2 | 10,745 5 9 | 39,753 | | 1,242 4 6 |
| June | 1,78,480 | | 66,930 1 11 | | | | 42,015 | | 10,503 12 3 | 92,100 | | 2,890 0 0 |
| July | 98,207 | | 36,827 10 6 | 670 | 9 | 188 7 0 | 36,680 | 6 1/2 | 9,170 2 8 | 30,254 | | 945 12 0 |
| August | 79,734 | | 29,900 4 3 | 303 | 4 | 85 5 0 | 26,635 | | 6,633 15 5 | 1,77,740 | | 5,366 14 0 |
| September | 1,56,108 | | 54,640 8 3 | 172 | 2 | 48 7 0 | 28,493 | 4 1/2 | 4,623 2 0 | 1,06,977 | | 3,348 0 6 |
| October | 1,41,307 | | 58,065 4 6 | | | | 48,111 | 4 1/2 | 12,037 14 2 | 32,761 | | 2,893 12 6 |
| November | 1,00,682 | | 37,744 9 9 | 59 | 8 | 16 13 0 | 28,164 | 5 1/2 | 7,041 5 9 | 38,768 | | 1,836 8 0 |
| December | 2,53,660 | | 98,197 18 9 | 127 | 4 | 35 14 0 | 34,988 | 5 1/2 | 8,772 9 1 | 1,38,062 | 4 | 4,218 8 0 |
| January 1922 | 1,88,374 | | 70,610 7 0 | 234 | 7 | 60 1 0 | 30,661 | 6 1/2 | 7,665 7 1 | 76,480 | | 2,390 0 0 |
| February | 1,35,623 | | 50,821 5 0 | 161 | 5 | 45 5 0 | 30,019 | 1 1/2 | 9,004 12 7 | 94,368 | | 2,955 4 0 |
| March | 93,413 | | 35,030 1 0 | 140 | 6 | 42 1 0 | 1,14,766 | 4 | 28,696 10 0 | 39,572 | | 1,246 0 0 |
| Total | 19,88,761 | 63 | 7,46,786 11 0 | 2,030 | 13 | 589 1 0 | 5,22,078 | 1/2 | 1,30,519 8 3 | 9,20,199 | 4 | 28,754 0 8 |
| G. I. P. RAILWAY. | | | | | | | | | | | | |
| April 1921 | 46,775 | | 17,840 10 0 | 678 | 7 1/2 | 190 15 0 | 498 | | 154 8 0 | 2,132 | | 66 10 0 |
| May | 39,802 | | 39,675 11 0 | 397 | 4 1/2 | 111 13 0 | 82,400 | | 20,000 2 4 | 4,600 | | 143 12 0 |
| June | 58,167 | | 21,812 11 0 | 69 | 2 1/2 | 19 8 0 | 480 | | 45 0 0 | 2,030 | | 65 0 0 |
| July | 66,890 | | 25,646 4 0 | 183 | 2 1/2 | 51 9 0 | 83,446 | 8 1/2 | 20,481 11 3 | 1,436 | | 46 11 0 |
| August | 51,762 | | 19,410 15 0 | | | 0 10 0 | 117 | | 27 8 0 | 1,144 | | 35 12 0 |
| September | 49,634 | | 18,613 0 0 | 2 | 1 1/2 | 0 6 0 | 514 | | 78 8 0 | 276 | | 8 10 0 |
| October | 35,768 | | 13,412 4 0 | 1 | 1 1/2 | 0 6 0 | 39,381 | 3 | 9,845 4 5 | 1,040 | | 32 8 0 |
| November | 33,420 | | 12,533 2 0 | | | | 37,394 | 1 1/2 | 9,348 8 10 | 7,280 | | 227 8 0 |
| December | 69,681 | | 26,197 15 0 | | | | 40,176 | 6 1/2 | 12,293 14 4 | | | 205 10 0 |
| January 1922 | 36,481 | | 13,718 0 0 | 2 | 7 1/2 | 0 13 0 | 22,972 | 1 | 7,493 0 10 | 6,580 | | |
| February | 51,394 | | 19,272 13 0 | 384 | 5 1/2 | 99 12 0 | 79,117 | 7 1/2 | 19,779 7 9 | | | 73 2 0 |
| March | 73,329 | | 27,524 10 0 | 18 | 6 1/2 | 5 4 0 | 216 | | 54 0 0 | 2,340 | | |
| Total | 6,64,958 | 5 1/2 | 2,49,387 10 0 | 1,708 | 7 | 480 10 0 | 4,02,206 | 8 1/2 | 1,00,561 9 9 | 28,963 | | 905 4 0 |
| B. B. & C. I. RAILWAY. | | | | | | | | | | | | |
| April 1921 | 92,148 | 6 1/2 | 8,307 10 0 | | | | 1,172 | | 299 0 0 | | | |
| May | 77,390 | 4 1/2 | 28,998 15 5 | | | | 1,029 | | 257 4 0 | | | |
| June | 66,897 | 6 1/2 | 13,892 15 0 | | | | 1,270 | | 317 8 0 | | | |
| July | 60,460 | 4 1/2 | 27,072 11 7 | | | | 768 | | 192 0 0 | 704 | | 22 0 0 |
| August | 22,616 | 1 1/2 | 4,480 11 0 | | | | 1,566 | 2 | 321 9 0 | | | |
| September | 11,216 | 2 1/2 | 4,206 2 0 | | | | 1,853 | | 468 4 0 | | | |
| October | 13,971 | 2 1/2 | 5,013 7 7 | | | | 833 | | 208 0 0 | | | |
| November | 8,853 | 2 1/2 | 3,320 0 0 | | | | 1,105 | | 281 4 0 | | | |
| December | 32,437 | 7 1/2 | 12,164 8 9 | | | | 1,170 | | 293 6 0 | | | |
| January 1922 | 22,398 | 2 1/2 | 6,339 6 0 | | | | 1,770 | | 442 8 0 | | | |
| February | 44,991 | 3 | 16,871 12 3 | | | | 1,948 | | 484 0 0 | | | |
| March | 26,722 | 4 | 10,772 7 0 | | | | 330 | | 82 8 0 | | | |
| Total | 3,81,448 | 4 1/2 | 1,43,041 5 7 | | | | 14,933 | 2 | 3,708 6 0 | 704 | | 22 0 0 |
| GRAND TOTAL | 30,36,169 | 4 1/2 | 11,38,184 10 7 | 3,738 | 5 | 1,065 11 0 | 9,39,127 | 6 | 2,34,779 7 0 | 9,49,800 | 4 | 29,681 4 3 |
| Deduct— | | | | | | | | | | | | |
| Refunds passed by the Town Duty Refund Officer | 15,23,296 | 2 1/2 | 5,71,498 10 0 | 1,43,301 | 4 1/2 | 40,303 9 0 | 78,829 | | 19,707 0 0 | 4,72,530 | | 14,766 9 0 |
| Net Revenue | 16,11,162 | 6 1/2 | 5,66,686 0 7 | | | | 8,60,299 | 8 | 2,16,072 7 0 | 4,77,270 | 4 | 14,914 11 3 |
| Excess Refund over Collection | | | | | | | | | | | | |
| | | | | 1,39,512 | 3 1/2 | -89,237 14 0 | | | | | | |

| | Rs. a. p. | Rs. a. p. |
|---|---------------------|------------------------------|
| Balance of collections on 31st March 1921 due by— | | |
| Port Trust | 6,011 4 0 | |
| G. I. P. Railway | 33,206 5 8 | |
| B. B. & C. I. Railway | 934 12 0 | |
| | | 39,192 5 3 |
| Add— | | |
| Collections for 1921-1922— | | |
| Port Trust | 31,47,049 10 5 | |
| G. I. P. Railway | 4,81,394 7 6 | |
| B. B. & C. I. Railway | 3,04,303 7 7 | |
| | | 39,33,777 9 6 |
| Deduct— | | |
| Refunds paid in 1921-1922.. | 16,93,334 12 0 | |
| | | 39,72,559 14 9 |
| Balance of collections on 31st March 1922, due by— | | |
| Port Trust | 30,004 3 8 | |
| G. I. P. Railway | 27,900 9 0 | |
| B. B. & C. I. Railway | 1,063 2 0 | |
| | 58,967 14 3 | |
| | | 17,51,202 10 3 |
| | | 22,21,357 4 6 |
| Add— | | |
| Recoveries on account of Cotton Duty paid against collection for Town Duty during 1921-22 | 9,568 10 8 | |
| Collections from the G. I. P. Railway for 1920-21, credited in this office books in 1921-22 | 6,498 11 0 | |
| | | 16,067 5 8 |
| | | 22,37,424 10 2 |
| Deduct— | | |
| Recoveries on account of Cotton Duty paid against collection for Town Duty during 1920-21 | | |
| | | 97,749 11 0 |
| Total | 21,39,674 15 | 2 adds Appendix No. 1 |

W. E. WAITE,
Chief Accountant.

No. 14.

levied during 1921-22 under Section 192 (1) of the City of Bombay Municipal Act of 1888.

| SUGAR AT 8 ANNAS PER CWT. | | GHEE AT 10 ANNAS PER BOMBAY MAUND. | | | TIMBER AT 2½ PER CENT. ON MARKET VALUE. | | FIREWOOD AT 2 ANNAS PER CANDY. | | | Total Monthly Collections. |
|---------------------------|-----------------|------------------------------------|-------|-----------------|---|-----------------|--------------------------------|---------|-----------------|----------------------------|
| Cwts. qrs. lbs. | Amount of Duty. | Maunds. | Sers. | Amount of Duty. | Value. | Amount of Duty. | Candies. | Maunds. | Amount of Duty. | |
| | Rs. a. p. | | | Rs. a. p. | Rs. a. p. | Rs. a. p. | | | Rs. a. p. | Rs. a. p. |
| 2,17,758 2 14 | 1,08,919 5 0 | 36,471 | 37 | 22,794 12 9 | 18,93,703 5 4 | 48,092 9 4 | 58,485 | 17½ | 7,310 11 3 | 3,18,610 10 5 |
| 1,32,442 2 21 | 66,221 5 6 | 42,576 | 17 | 26,609 10 3 | 20,02,498 5 4 | 50,062 7 4 | 49,298 | 18½ | 6,162 5 4 | 2,67,670 9 1 |
| 1,09,985 3 21 | 54,992 15 6 | 6,091 | 7 | 3,806 15 9 | 20,20,556 10 8 | 60,513 14 8 | 308 | .. | 38 8 0 | 1,89,666 4 1 |
| 1,45,010 1 0 | 7,505 2 0 | .. | 43 | 27 3 0 | 6,85,468 15 4 | 17,186 11 7 | 98 | .. | 12 4 0 | 1,36,813 4 9 |
| 3,04,071 1 14 | 1,52,035 11 0 | 9,428 | 3 | 5,892 8 9 | 16,90,110 0 0 | 42,002 12 0 | 100 | 7 | 12 8 0 | 2,39,949 14 11 |
| 1,33,744 1 14 | 66,872 3 0 | 21,738 | .. | 13,586 4 0 | 12,87,373 12 0 | 32,184 5 6 | 383 | .. | 47 14 0 | 1,81,245 12 3 |
| 4,97,110 2 0 | 2,48,555 4 0 | 36,450 | 6 | 22,161 15 6 | 16,03,234 2 8 | 40,080 13 8 | 17,083 | .. | 2,135 6 0 | 3,80,925 6 4 |
| 4,66,872 1 0 | 2,32,436 2 0 | 19,514 | 23 | 12,196 9 9 | 15,18,917 1 4 | 37,972 14 10 | 31,265 | 14 | 3,908 3 0 | 3,34,152 15 1 |
| 2,94,673 2 21 | 1,47,336 13 4 | 23,241 | 21 | 14,525 15 8 | 26,77,292 1 4 | 66,932 4 10 | 28,298 | .. | 8,637 4 0 | 3,43,586 12 8 |
| 2,56,377 0 0 | 1,28,188 8 0 | 30,220 | 34 | 18,887 14 0 | 14,46,670 3 4 | 36,216 12 1 | 37,040 | .. | 4,600 0 0 | 2,69,685 1 2 |
| 2,56,295 0 7 | 1,27,647 6 6 | 27,828 | 34 | 17,393 0 6 | 19,10,116 0 8 | 48,509 14 5 | 41,693 | 10½ | 5,811 10 9 | 2,61,681 12 9 |
| 2,27,318 1 7 | 1,13,659 2 8 | 33,262 | 38 | 20,788 5 6 | 14,35,843 13 4 | 35,895 1 7 | 54,222 | 24½ | 6,809 13 9 | 2,42,161 3 4 |
| 30,40,860 0 7 | 15,30,330 0 6 | 2,85,876 | 20 | 1,78,672 3 0 | 2,01,03,744 9 4 | 5,02,693 9 10 | 3,18,476 | 8½ | 39,809 8 7 | 31,47,049 10 6 |
| 13,412 0 0 | 6,708 0 0 | 10,057 | 5 | 6,285 11 3 | 9,820 0 0 | 245 8 0 | 1,518 | .. | 189 12 0 | 31,349 10 3 |
| 12,782 4 14 | 6,391 5 0 | 8,369 | 7 | 6,230 11 9 | 12,425 0 0 | 310 10 0 | 3,448 | .. | 481 0 0 | 66,895 5 1 |
| 5,492 2 14 | 2,746 5 0 | 7,748 | .. | 4,842 8 0 | 14,937 8 0 | 373 7 0 | 3,377 | .. | 422 2 0 | 30,326 9 0 |
| 6,027 1 14 | 3,013 11 3 | 8,071 | 18 | 1,918 10 6 | 14,480 0 0 | 361 8 0 | 729 | 14 | 90 7 0 | 61,991 8 9 |
| 13,936 2 0 | 6,968 4 0 | 2,688 | 38 | 1,080 9 6 | 7,320 0 0 | 183 0 0 | 385 | .. | 44 6 0 | 26,350 6 6 |
| 8,526 0 14 | 4,263 1 0 | 6,737 | 2 | 3,598 2 6 | 2,690 0 0 | 67 4 0 | 307 | 14 | 38 7 0 | 36,667 10 6 |
| 9,050 3 14 | 4,525 7 0 | 6,921 | 36 | 4,376 8 0 | 7,895 0 0 | 107 6 0 | 81 | .. | 10 2 0 | 32,349 8 5 |
| 7,389 1 14 | 3,699 11 0 | 11,796 | 35 | 7,373 0 9 | 2,062 8 0 | 61 9 0 | 41 | .. | 51 6 0 | 38,284 4 7 |
| 8,248 1 0 | 4,114 2 0 | 11,451 | 28 | 7,167 7 8 | 2,320 0 0 | 68 0 0 | 802 | .. | 100 4 0 | 49,291 10 10 |
| 8,131 3 0 | 4,086 14 0 | 10,422 | 22 | 6,514 1 6 | 2,965 0 0 | 74 2 0 | 1,238 | .. | 154 13 0 | 32,226 5 4 |
| 8,254 2 0 | 4,134 4 0 | 14,629 | 17 | 9,143 6 3 | 3,265 0 0 | 231 6 0 | 1,108 | .. | 138 6 0 | 52,797 9 0 |
| 9,681 3 0 | 4,840 14 0 | 20,791 | 37 | 12,994 15 3 | 2,700 0 0 | 67 8 0 | 829 | .. | 103 10 0 | 46,663 15 3 |
| 1,10,938 3 0 | 55,466 14 0 | 1,13,708 | 15 | 71,066 7 9 | 88,850 0 0 | 2,221 4 0 | 14,198 | .. | 1,774 12 0 | 4,81,824 7 6 |
| 14 0 0 | 7 0 0 | 9,333 | 32 | 5,833 10 0 | 7,520 0 0 | 188 0 0 | 20,380 | 14 | 2,548 13 0 | 17,178 1 0 |
| | | 11,094 | 4 | 6,933 13 0 | 12,500 0 0 | 312 8 0 | 12,756 | .. | 1,594 8 0 | 36,097 0 5 |
| | | 23,271 | 4 | 14,544 7 0 | 16,900 0 0 | 422 6 0 | 26,069 | .. | 3,258 10 0 | 32,376 0 0 |
| 680 1 0 | 335 2 0 | 94,812 | 32 | 16,308 0 0 | 22,700 0 0 | 687 8 0 | 24,503 | .. | 3,062 14 0 | 42,365 8 7 |
| 188 0 14 | 94 1 0 | 43,981 | 24 | 27,488 8 0 | 6,400 0 0 | 160 0 0 | 25,922 | .. | 3,240 4 0 | 39,655 1 0 |
| 263 2 0 | 131 12 0 | 16,172 | 12 | 19,107 11 0 | 4,000 0 0 | 100 0 0 | 25,117 | .. | 3,147 2 0 | 18,158 15 0 |
| 169 0 14 | 84 9 0 | 10,373 | 36 | 6,483 11 0 | 6,500 0 0 | 162 8 0 | 25,680 | .. | 3,210 0 0 | 15,163 8 7 |
| 223 1 0 | 111 10 0 | 2,894 | 12 | 1,808 15 0 | 12,300 0 0 | 307 8 0 | 15,375 | .. | 1,291 14 0 | 7,751 3 0 |
| 3 2 0 | 1 12 0 | 4,006 | .. | 2,603 12 0 | 14,340 0 0 | 358 12 0 | 23,432 | .. | 2,999 0 0 | 18,249 15 9 |
| 4 8 14 | 2 7 0 | 9,824 | 36 | 6,018 9 0 | 23,600 0 0 | 587 8 0 | 29,009 | .. | 3,628 2 0 | 19,073 8 0 |
| 175 2 0 | 87 12 0 | 17,709 | 8 | 11,068 4 0 | 10,375 0 0 | 264 6 0 | 22,651 | .. | 2,818 14 0 | 31,695 0 3 |
| 2 3 0 | 1 6 0 | 17,197 | 4 | 10,748 3 0 | 10,650 0 0 | 266 4 0 | 22,298 | .. | 2,779 8 0 | 24,650 4 0 |
| 1,704 3 14 | 852 7 0 | 1,90,471 | 4 | 1,19,044 7 0 | 1,47,886 0 0 | 3,697 6 0 | 2,72,100 | 14 | 34,187 9 0 | 3,04,508 7 7 |
| 31,53,298 2 21 | 16,76,649 4 6 | 5,90,052 | 39 | 3,68,783 1 9 | 2,08,40,489 9 4 | 5,08,512 3 10 | 6,05,774 | 22½ | 76,721 13 7 | 38,93,377 9 6 |
| 19,05,723 1 14 | 9,62,861 11 0 | 47,177 | 8. | 29,465 12 0 | 31,72,075 0 0 | 79,921 14 0 | .. | .. | .. | 17,07,925 1 0 |
| 12,47,575 1 7 | 6,28,787 10 6 | 5,42,875 | 31 | 3,39,297 5 9 | 1,71,62,414 9 4 | 4,29,210 5 10 | 6,05,774 | 22½ | 76,721 13 7 | 29,64,690 6 6 |
| | | | .. | | | | | .. | | 39,287 14 0 |
| Net Revenue Rs .. | | | | | | | | | | 22,25,452 8 6 |

R. P. MASANI,
Ag. Municipal Commissioner.

Appendix No. 15.

STATEMENT showing the net Revenue derived on different dutiable articles during the last ten years commencing from 1912-13 to 1921-22.

| Articles. | 1912-13. | 1913-14. | 1914-15. | 1915-16. | 1916-17. | 1917-18. | 1918-19. | 1919-20. | 1920-21. | 1921-22. |
|-----------------------|---------------|---------------|--------------|--------------|---------------|---------------|---------------|---------------|--------------|--------------|
| | @ annas 6. | @ annas 6. | @ annas 6. | @ annas 6. | @ annas 6. | @ annas 6. | @ annas 6. | @ annas 6. | @ annas 6. | @ annas 6. |
| Grain | 4,26,970 4 8 | 4,28,562 8 5 | 4,35,874 6 9 | 6,37,104 4 0 | 5,62,407 12 1 | 6,24,658 10 4 | 6,33,975 9 11 | 6,34,833 11 3 | 6,39,857 0 3 | 5,66,686 0 7 |
| | @ annas 4½. | @ annas 4½. | @ annas 4½. | @ annas 4½. | @ annas 4½. | @ annas 4½. | @ annas 4½. | @ annas 4½. | @ annas 4½. | @ annas 4½. |
| Floor | -33,911 15 0 | -37,921 5 0 | -37,985 1 0 | -41,744 7 0 | -36,917 11 0 | -85,338 1 6 | -56,194 5 0 | -43,292 4 0 | -38,777 10 0 | -39,237 14 0 |
| | @ annas 4. | @ annas 4. | @ annas 4. | @ annas 4. | @ annas 4. | @ annas 4. | @ annas 4. | @ annas 4. | @ annas 4. | @ annas 4. |
| Wines and Spirits ... | 2,29,366 0 10 | 2,24,814 11 9 | 2,34,402 3 9 | 2,46,021 5 6 | 2,78,995 2 4 | 2,91,689 12 7 | 2,37,731 15 7 | 2,61,712 7 0 | 3,00,348 4 9 | 2,15,072 7 0 |
| | @ pies 8. | @ pies 6. | @ pies 6. | @ pies 6. | @ pies 6. | @ pies 6. | @ pies 6. | @ pies 6. | @ pies 6. | @ pies 6. |
| Beer | 10,217 10 5 | 15,216 6 4 | 14,359 8 5 | 13,189 7 8 | 23,578 14 5 | 19,792 8 0 | 23,927 7 11 | 25,536 15 1 | 13,121 12 3 | 14,914 11 3 |

| | | | | | | | | | | | |
|-------------|---------------|----------------|----------------|-----------------|---------------|---------------|---------------|----------------|---------------|---------------|-------------|
| | @ annas 8. | @ annas 8. | @ annas 8. | @ annas 8. | @ annas 8. | @ annas 8. | @ annas 8. | @ annas 8. | @ annas 8. | @ annas 8. | @ annas 8. |
| Sugar... | 6,20,853 11 2 | 5,56,178 9 9 | -1,23,089 10 3 | 5,59,283 8 7 | 3,73,017 3 6 | 5,37,049 1 3 | 3,41,438 10 6 | 4,30,785 5 3 | 44,512 15 0 | 6,23,787 10 6 | |
| | @ annas 10. | @ annas 10. | @ annas 10. | @ annas 10. | @ annas 10. | @ annas 10. | @ annas 10. | @ annas 10. | @ annas 10. | @ annas 10. | @ annas 10. |
| Ghee . | 2,37,877 2 6 | 2,55,818 1 0 | 2,62,513 3 9 | 2,79,053 0 8 | 2,64,306 9 0 | 3,40,852 9 10 | 2,16,531 14 3 | 2,95,861 12 9 | 3,58,773 15 9 | 3,39,297 5 9 | |
| | @ 2½% | @ 2½% | @ 2½% | @ 2½% | @ 2½% | @ 2½% | @ 2½% | @ 2½% | @ 2½% | @ 2½% | @ 2½% |
| Timber | 1,70,192 13 2 | 2,09,486 8 6 | 1,98,770 0 0 | 2,06,571 2 4 | 3,45,539 0 11 | 3,98,020 12 2 | 2,28,983 12 1 | 4,45,539 14 9 | 5,44,425 10 9 | 4,29,210 5 10 | |
| | @ annas 2. | @ annas 2. | @ annas 2. | @ annas 2. | @ annas 2. | @ annas 2. | @ annas 2. | @ annas 2. | @ annas 2. | @ annas 2. | @ annas 2. |
| Firewood | 70,327 10 8 | 69,738 3 9 | 60,844 9 6 | 68,179 10 6 | 65,392 4 6 | 85,369 2 6 | 93,423 15 6 | 76,036 9 4 | 77,755 9 10 | 75,721 13 7 | |
| Total Re... | 17,31,893 6 5 | 17,16,893 12 6 | 10,45,689 4 11 | 19,66,657 15 10 | 18,41,259 3 9 | 22,12,094 7 2 | 17,75,003 5 9 | 21,70,106 11 5 | 20,38,795 4 9 | 22,64,690 6 6 | |

N.B.— This statement shows the net Revenue after deducting from gross collections refunds passed for payment by the Deputy Assessor and Town Duty Refund Officer though such refunds may not actually have been fully paid.

W. E. WAITE,
Chief Accountant.

R. P. MASANI,
Ag. Municipal Commissioner.

Appendix

STATEMENT showing the actual Collections, Refunds admitted and Net

| ARTICLES. | 1917-18. | | | | | | 1918-19. | | | | | |
|--------------------------|--------------------|-------|-----------|-------|--------------|-------|--------------------|-------|-----------|-------|--------------|-------|
| | Gross Collections. | | Refunds. | | Net Revenue. | | Gross Collections. | | Refunds. | | Net Revenue. | |
| | Rs. | a. p. | Rs. | a. p. | Rs. | a. p. | Rs. | a. p. | Rs. | a. p. | Rs. | a. p. |
| Grain | 19,82,173 | 9 4 | 7,57,514 | 15 0 | 6,44,658 | 10 4 | 13,47,248 | 10 11 | 7,13,268 | 1 0 | 6,33,975 | 9 11 |
| Flour | 28,715 | 2 6 | 1,14,059 | 4 0 | -85,338 | 1 6 | 6,824 | 5 0 | 68,018 | 10 0 | -56,194 | 5 0 |
| Wines and Spirits | 3,18,752 | 3 7 | 27,062 | 13 0 | 2,91,689 | 12 7 | 2,63,811 | 15 7 | 25,530 | 0 0 | 2,37,731 | 15 7 |
| Beer | 29,811 | 10 0 | 10,019 | 2 0 | 19,792 | 8 0 | 33,093 | 8 11 | 10,166 | 1 0 | 22,927 | 7 11 |
| Sugar | 17,42,548 | 7 3 | 12,05,494 | 6 0 | 5,37,049 | 1 3 | 5,75,620 | 5 6 | 12,34,181 | 11 0 | 3,41,438 | 10 6 |
| Ghee | 5,45,538 | 1 10 | 2,04,685 | 8 0 | 3,40,852 | 9 10 | 5,14,781 | 6 3 | 2,98,259 | 8 0 | 2,16,521 | 14 3 |
| Timber | 4,22,431 | 7 2 | 24,410 | 11 0 | 3,98,020 | 12 2 | 2,48,200 | 8 1 | 19,216 | 12 0 | 2,28,988 | 12 1 |
| Firewood | 85,369 | 2 6 | | | 85,369 | 2 6 | 1,01,724 | 10 6 | 8,300 | 11 0 | 93,423 | 15 6 |
| Total Rs. ... | 45,55,335 | 2 2 | 23,45,240 | 11 0 | 22,12,094 | 10 2 | 40,90,800 | 6 9 | 25,71,991 | 6 0 | 17,75,003 | 5 9 |

W. E. WAITE,
Chief Accountant.

No. 16.

Revenue during the five years from 1917-18 to 1921-22.

| 1919-20. | | | 1920-21. | | | 1921-22. | | | | | | | | | | | |
|--------------------|-------|-----------|--------------|-----------|--------------------|-----------|----------|--------------|-------|--------------------|-------|-----------|--------------|-----------|-------|-----------|------|
| Gross Collections. | | Refunds. | Net Revenue. | | Gross Collections. | | Refunds. | Net Revenue. | | Gross Collections. | | Refunds. | Net Revenue. | | | | |
| Rs. | a. p. | Rs. | a. p. | Rs. | a. p. | Rs. | a. p. | Rs. | a. p. | Rs. | a. p. | Rs. | a. p. | Rs. | a. p. | | |
| 14,10,408 | 4 3 | 7,75,574 | 9 0 | 6,34,833 | 11 3 | 11,70,595 | 2 3 | 4,70,738 | 2 0 | 6,99,857 | 0 3 | 11,38,184 | 10 7 | 5,71,498 | 10 0 | 5,65,686 | 0 7 |
| 16,372 | 12 0 | 59,665 | 0 0 | 43,292 | 4 0 | 2,602 | 7 0 | 41,880 | 1 0 | 38,777 | 10 0 | 1,065 | 11 0 | 40,303 | 9 0 | 39,237 | 14 0 |
| 2,92,710 | 7 0 | 30,998 | 0 0 | 2,61,712 | 7 0 | 3,25,914 | 0 9 | 25,565 | 12 0 | 3,00,348 | 4 9 | 2,34,779 | 7 0 | 19,707 | 0 0 | 2,15,072 | 7 0 |
| 41,295 | 5 1 | 15,958 | 6 0 | 25,336 | 15 1 | 30,957 | 8 5 | 17,865 | 7 0 | 13,121 | 12 5 | 29,681 | 4 8 | 14,766 | 9 0 | 14,914 | 11 3 |
| 14,53,072 | 5 3 | 10,22,287 | 0 0 | 4,30,785 | 5 3 | 9,39,060 | 12 0 | 8,84,547 | 13 0 | 44,512 | 15 0 | 15,76,649 | 5 6 | 9,52,861 | 11 0 | 6,23,787 | 10 6 |
| 4,62,872 | 6 9 | 1,67,010 | 10 0 | 2,95,861 | 12 9 | 4,49,668 | 13 9 | 90,894 | 14 0 | 3,58,773 | 15 9 | 3,68,783 | 1 9 | 29,485 | 12 0 | 3,39,297 | 5 9 |
| 4,84,958 | 4 0 | 39,411 | 1 0 | 4,45,539 | 14 9 | 6,09,220 | 15 9 | 61,795 | 5 0 | 5,44,425 | 10 9 | 5,08,512 | 3 10 | 79,901 | 14 0 | 4,29,210 | 5 10 |
| 76,052 | 9 4 | 16 | 0 0 | 76,036 | 9 4 | 77,755 | 9 10 | | | 77,755 | 9 10 | 75,721 | 13 7 | | | 75,721 | 13 7 |
| 42,37,742 | 5 8 | 21,10,920 | 10 0 | 21,70,106 | 11 5 | 35,95,805 | 0 9 | 15,95,787 | 6 0 | 20,38,795 | 4 9 | 39,33,377 | 9 6 | 17,07,925 | 1 0 | 22,64,690 | 6 6 |

R. P. MASANI,

Ag. Municipal Commissioner.

Appendix

Statement showing Town Duty Collections from each source month by month with

| MONTH. | Grain and Pulse. | | Flour of all sorts. | | Wines and Spirits. | | Beer. | |
|--|----------------------|-----------------------|---------------------|-------------------|---------------------|---------------------|---------------------|-------------------|
| | 1920-21. | 1921-22. | 1920-21. | 1921-22. | 1920-21. | 1921-22. | 1920-21. | 1921-22. |
| Duty Collected by | Rs. a. p. | Rs. a. p. | Rs. a. p. | Rs. a. p. | Rs. a. p. | Rs. a. p. | Rs. a. p. | Rs. a. p. |
| BOMBAY PORT TRUST. | | | | | | | | |
| April | 1,07,377 1 0 | 1,14,508 8 8 | 3 12 0 | 11 10 0 | 17,795 12 2 | 18,612 0 11 | 3,939 7 0 | 1,401 0 0 |
| May | 21,618 6 1 | 26,579 0 8 | 0 12 0 | 45 2 0 | 19,474 11 2 | 10,748 5 9 | 1,866 19 6 | 1,249 4 0 |
| June | 25,286 5 6 | 88,950 1 11 | 48 14 0 | | 17,994 6 8 | 10,503 12 3 | 2,668 11 6 | 2,880 0 0 |
| July | 53,607 3 9 | 36,837 10 6 | 11 16 0 | 188 7 0 | 18,637 0 6 | 8,170 2 8 | 3,104 5 0 | 945 12 0 |
| August | 58,356 2 3 | 29,900 4 3 | 7 8 0 | 85 6 0 | 17,177 4 0 | 6,652 15 8 | 2,603 8 0 | 3,360 14 0 |
| September | 39,490 11 6 | 58,540 8 3 | 242 13 0 | 49 7 0 | 12,579 15 11 | 6,622 2 0 | 2,230 9 0 | 8,348 0 0 |
| October | 61,334 9 3 | 33,065 4 6 | 447 10 0 | | 16,635 12 6 | 12,627 14 2 | 1,955 3 0 | 2,898 12 0 |
| November | 60,267 5 4 | 37,744 9 9 | 68 6 0 | 16 12 0 | 15,302 6 0 | 7,041 2 9 | 647 8 0 | 1,838 8 0 |
| December | 70,116 8 11 | 95,197 18 9 | 2 0 0 | 33 14 0 | 14,568 10 8 | 8,772 2 8 | 2,033 6 0 | 4,248 8 0 |
| January | 64,373 3 6 | 70,840 7 0 | | 66 1 0 | 21,777 8 9 | 7,865 7 1 | 3,023 9 0 | 2,390 0 0 |
| February | 96,115 5 6 | 50,821 5 0 | 80 8 0 | 45 5 0 | 9,867 11 0 | 9,064 12 7 | 3,383 13 0 | 2,965 4 0 |
| March | 1,14,731 1 3 | 33,030 1 0 | 41 8 0 | 32 1 0 | 15,475 8 2 | 28,696 10 0 | 3,416 8 0 | 1,246 0 0 |
| Total | 7,60,871 0 7 | 7,45,785 11 0 | 856 10 0 | 685 1 0 | 1,94,586 6 7 | 1,30,619 8 3 | 29,761 14 11 | 28,764 0 0 |
| G. I. P. RAILWAY. | | | | | | | | |
| April | 20,021 6 0 | 17,540 10 0 | | 190 15 0 | 10,343 7 3 | 124 8 0 | 195 0 0 | 66 10 0 |
| May | 11,308 0 0 | 33,675 16 0 | 292 3 0 | 111 13 0 | 8,213 2 0 | 24,600 2 4 | 325 12 0 | 143 12 0 |
| June | 27,248 13 0 | 21,812 11 0 | 193 15 0 | 19 8 0 | 6,351 1 0 | 45 0 0 | 130 11 0 | 63 0 0 |
| July | 14,266 14 0 | 26,646 4 0 | 114 6 0 | 61 9 0 | 6,220 4 9 | 20,861 11 3 | 100 0 0 | 46 12 0 |
| August | 8,298 9 0 | 19,410 15 0 | 85 0 0 | | 867 0 0 | 27 8 0 | 110 0 0 | 85 12 0 |
| September | 14,388 13 0 | 18,618 0 0 | 140 4 0 | 0 10 0 | 27,362 7 7 | 78 8 0 | 20 0 0 | 8 10 0 |
| October | 7,811 10 0 | 13,412 4 0 | 2 4 0 | 0 6 0 | 9,527 12 5 | 9,845 4 3 | 67 8 0 | 39 8 0 |
| November | 12,541 9 0 | 12,632 9 0 | 52 10 0 | | 13,188 3 5 | 8,348 8 10 | 33 0 0 | 227 8 0 |
| December | 13,117 11 0 | 26,197 16 0 | 0 9 0 | | 427 0 0 | 12,298 14 4 | | |
| January | 16,357 13 0 | 13,718 0 0 | 63 10 0 | 0 13 0 | 19,322 8 10 | 7,493 0 10 | 144 7 0 | 205 10 0 |
| February | 19,979 7 0 | 19,273 13 0 | 68 10 0 | 99 12 0 | 24,022 12 11 | 19,779 7 9 | 81 2 0 | |
| March | 17,851 6 0 | 27,624 10 0 | 68 9 0 | 8 4 0 | 132 8 0 | 54 0 0 | | 78 2 0 |
| Total | 1,82,869 8 0 | 2,49,367 10 0 | 1,072 2 0 | 480 10 0 | 1,28,868 4 2 | 1,00,561 9 9 | 1,307 8 0 | 905 4 0 |
| B. E. & C. I. RAILWAY. | | | | | | | | |
| April | 18,915 6 0 | 8,307 10 0 | 434 12 0 | | 821 4 0 | 293 0 0 | 16 4 0 | |
| May | 28,862 15 0 | 28,998 15 3 | 148 5 0 | | 408 12 0 | 287 4 0 | 0 2 0 | |
| June | 29,326 14 0 | 13,832 15 0 | | | 885 4 0 | 317 8 0 | | |
| July | 21,882 4 0 | 22,672 11 7 | 1 10 0 | | 570 12 0 | 192 0 0 | | 29 0 0 |
| August | 16,667 10 2 | 8,480 11 0 | | | 51 6 0 | 391 9 0 | | |
| September | 18,432 14 0 | 4,306 2 0 | | | 379 0 0 | 469 4 0 | | |
| October | 14,160 4 0 | 5,014 7 7 | | | 367 8 0 | 208 0 0 | | |
| November | 20,816 4 9 | 3,320 0 0 | | | 105 0 0 | 281 4 0 | 1 1 6 | |
| December | 18,742 7 0 | 12,164 3 9 | | | 286 0 0 | 292 8 0 | | |
| January | 13,891 2 5 | 6,399 6 0 | | | 907 8 0 | 442 8 0 | | |
| February | 13,751 7 4 | 16,871 12 3 | | | 912 8 0 | 484 0 0 | 0 5 0 | |
| March | 18,673 1 0 | 10,772 7 0 | | | 371 8 0 | 82 8 0 | | |
| Total | 2,27,664 9 8 | 1,48,041 5 7 | 574 11 0 | | 5,959 6 0 | 3,708 5 0 | 17 13 6 | 32 0 0 |
| GRAND TOTAL | 11,70,685 2 3 | 11,98,184 10 7 | 2,602 7 0 | 1,065 11 0 | 3,25,914 0 9 | 2,34,779 7 0 | 80,987 8 6 | 29,681 4 0 |
| Deduct— REFUNDS PASSED BY THE DEPUTY ASSESSOR AND TOWN DUTY REFUND OFFICER. | 4,70,738 2 0 | 5,71,498 10 0 | 41,380 1 0 | 40,308 9 0 | 25,865 12 0 | 19,707 0 0 | 17,865 7 0 | 14,766 9 0 |
| NET REVENUE | 8,99,947 0 3 | 6,26,686 0 7 | 21,222 6 0 | 662 2 0 | 3,00,049 8 9 | 2,15,072 7 0 | 63,122 1 0 | 14,914 5 0 |

Revenue from Town Duty—
For 1920-1921

Rs. a.
20,00,017 10

For 1921-1922

22,25,452 8

Increase

Rs. 2,25,434 18

Deduct—Refunds admitted by the Deputy Assessor & T. D. R. Officer in 1920-21.. ..

Rs. 16,95,787 6 0

Refunds passed by the Accounts Office in 1920-21

Rs. 15,72,811 10 0

Difference

Rs. 32,976 13 0

Deduct—Difference between collections payable on 1st April 1920.. ..

Rs. 43,839 12 3

" " " " " " 1921

Rs. 39,182 5 3

Rs. 4,657 7 0

Add—Difference between the amount credited in 1920-21.. ..

Rs. 4,623 3 1

" " " " " " in 1921-22.. ..

Rs. 10,942 2 9

Rs. 6,518 15 8

Deduct—Recoveries on Account of Cotton Duty Paid against Col-
lections for Town Duty, credited to Cotton Duty in
1921-22

Rs. 97,749 11 0

Rs. 91,480 11 4

Rs. 96,088 2 4

Rs. 1,19,083 14

Add—Refunds admitted by Dr. Assr. & T. D. R. Officer in 1921-22.. ..

Rs. 17,07,925 1 0

" passed by the Account Office

Rs. 16,93,834 12 0

Rs. 14,990 5 0

Deduct—Difference between collections payable on 1st April 1921. Rs.

39,182 5 3

" " " " " " 1922

Rs. 68,267 14 8

Rs. 19,085 9 0

Deduct—Difference between Recoveries on Account of Cotton
Duty paid against collections for Town Duty,
credited to Cotton Duty in 1921-22

Rs. 97,749 11 0

" " " " " " 1922-23

Rs. 9,868 10 8

Rs. 88,181 0 4

Less—Collection for 1920-21 credited in this office books in 1921-22. Rs.

6,498 11 0

Rs. 81,683 5 4

Rs. 1,00,767 14 4

W. E. WAITE,
Chief Accountant.

No. 17.

the refunds admitted for the year 1921-22 as contrasted with those for the year 1920-21.

| Sugar. | | Ghee. | | Timber | | Timber. | | Total monthly collection. | |
|---------------|---------------|---------------|--------------|---------------|---------------|-------------|-------------|---------------------------|----------------|
| 1920-21. | 1921-22. | 1920-21. | 1921-22. | 1920-21. | 1921-22. | 1920-21. | 1921-22. | 1920-21. | 1921-22. |
| Rs. a. p. | Rs. a. p. | Rs. a. p. | Rs. a. p. | Rs. a. p. | Rs. a. p. | Rs. a. p. | Rs. a. p. | Rs. a. p. | Rs. a. p. |
| 24,550 1 6 | 1,06,379 5 0 | 9,410 6 0 | 22,794 12 9 | 45,522 7 10 | 45,092 9 4 | 6,948 7 4 | 7,310 11 3 | 2,15,442 7 7 | 3,18,510 10 5 |
| 82,087 14 1 | 66,221 5 6 | 4,364 11 0 | 26,609 10 3 | 87,274 15 8 | 50,082 7 4 | 2,631 10 0 | 6,192 5 4 | 2,19,798 10 5 | 2,57,570 9 1 |
| 37,595 4 0 | 54,932 15 6 | 2,149 2 0 | 3,806 16 9 | 46,647 7 1 | 50,613 14 8 | 65 2 0 | 38 8 0 | 1,32,336 6 6 | 1,89,886 4 1 |
| 7,634 15 6 | 72,500 2 0 | 44 3 9 | 27 3 0 | 37,790 5 1 | 17,136 11 7 | 8 2 0 | 12 4 0 | 1,20,628 8 7 | 1,36,813 4 9 |
| 97,073 10 0 | 1,52,035 11 0 | 5,417 3 0 | 5,892 3 9 | 44,338 8 0 | 42,022 12 0 | 4 11 0 | 12 8 6 | 2,22,955 7 0 | 2,39,949 14 11 |
| 17,380 14 0 | 66,872 8 0 | 6,547 1 0 | 13,386 4 0 | 39,947 10 2 | 32,184 5 8 | 105 12 0 | 47 14 0 | 1,88,444 4 4 | 1,81,245 12 3 |
| 1,62,401 5 0 | 2,38,553 4 0 | 12,939 11 6 | 22,161 15 6 | 34,632 5 7 | 40,080 18 8 | 1,414 8 0 | 2,185 6 0 | 2,80,731 0 10 | 3,80,826 6 4 |
| 1,42,620 10 8 | 2,33,438 4 0 | 18,987 12 9 | 12,196 9 9 | 47,457 3 11 | 37,972 14 10 | 2,230 7 0 | 3,908 8 0 | 2,83,481 11 0 | 3,34,162 16 1 |
| 1,15,316 5 6 | 1,47,336 13 4 | 26,477 8 9 | 14,525 16 3 | 65,172 3 4 | 66,932 4 10 | 5,976 12 9 | 8,637 4 0 | 3,47,691 6 0 | 3,40,886 12 3 |
| 70,435 5 3 | 1,28,188 8 0 | 26,167 3 6 | 18,857 14 0 | 30,884 1 1 | 36,218 12 1 | 7,368 12 4 | 4,630 0 0 | 2,17,123 9 5 | 2,08,886 1 2 |
| 65,883 9 3 | 1,27,847 8 6 | 28,964 18 9 | 17,383 0 6 | 76,696 7 11 | 48,502 14 5 | 8,195 1 0 | 5,211 10 0 | 2,68,877 5 5 | 2,61,881 12 3 |
| 20,847 18 3 | 1,13,069 2 6 | 23,453 12 0 | 20,789 5 6 | 44,682 3 1 | 35,895 1 7 | 8,718 11 5 | 6,802 13 9 | 2,38,560 14 2 | 2,42,161 2 4 |
| 8,50,516 12 0 | 15,20,330 0 6 | 1,64,858 4 3 | 1,79,672 8 0 | 6,02,058 15 8 | 5,02,593 9 10 | 41,553 0 10 | 39,809 8 7 | 25,44,962 6 11 | 31,47,049 10 5 |
| 4,794 6 0 | 6,706 0 0 | 13,550 13 0 | 6,285 11 3 | 370 0 0 | 245 8 0 | 46 0 0 | 189 12 0 | 54,801 0 9 | 31,349 10 3 |
| 3,430 2 0 | 6,331 5 0 | 11,329 14 2 | 5,230 11 9 | 271 0 0 | 310 10 0 | 44 10 0 | 481 0 0 | 35,814 13 9 | 66,896 5 1 |
| 3,785 0 0 | 2,746 6 0 | 21,065 8 3 | 4,342 8 0 | 416 4 0 | 373 7 0 | 78 10 0 | 422 2 0 | 56,866 12 8 | 30,326 9 0 |
| 6,095 15 0 | 3,013 11 0 | 16,697 6 0 | 1,919 10 6 | 392 6 0 | 561 8 0 | 44 0 0 | 90 7 0 | 43,393 3 8 | 31,991 8 9 |
| 6,300 3 0 | 6,968 4 0 | 14,177 2 0 | 1,889 8 0 | 282 4 0 | 183 0 0 | 65 8 0 | 44 6 0 | 39,883 3 0 | 35,350 8 6 |
| 6,985 7 0 | 4,263 1 0 | 10,354 6 0 | 3,408 2 6 | 215 5 0 | 67 4 0 | 40 0 0 | 38 7 0 | 67,226 11 4 | 26,887 10 6 |
| 4,072 2 0 | 4,525 7 0 | 16,78 6 0 | 4,326 3 0 | 413 12 0 | 197 6 0 | 63 4 0 | 10 2 0 | 37,921 10 5 | 32,349 6 5 |
| 4,328 3 0 | 8,699 11 0 | 13,209 10 9 | 7,373 0 9 | 247 0 0 | 51 9 0 | 282 10 0 | 51 6 0 | 44,832 14 2 | 33,284 4 7 |
| 7,587 1 0 | 4,114 2 0 | 8,700 14 5 | 7,157 7 6 | 609 0 0 | 68 0 0 | 823 0 0 | 100 4 0 | 81,311 3 2 | 49,321 10 10 |
| 6,550 15 0 | 4,085 14 0 | 8,502 0 0 | 6,514 1 8 | 717 14 0 | 74 2 0 | 1,353 10 0 | 154 12 0 | 52,904 13 10 | 32,226 5 4 |
| 10,893 3 0 | 4,182 4 0 | 9,40 5 0 | 3,143 6 3 | 176 12 0 | 231 6 0 | 827 4 0 | 138 8 0 | 65,471 7 11 | 52,797 9 0 |
| 8,315 8 0 | 4,840 14 0 | 6,311 14 4 | 12,394 15 3 | 616 5 0 | 07 8 0 | 283 0 0 | 108 10 0 | 38,281 2 8 | 45,663 15 3 |
| 72,641 1 0 | 55,486 14 0 | 1,03,641 5 6 | 71,066 7 9 | 4,863 12 0 | 3,221 4 0 | 3,873 8 0 | 1,774 12 0 | 5,53,827 0 8 | 4,91,824 7 6 |
| 345 3 0 | 7 0 0 | 4,633 9 0 | 5,833 10 0 | 117 8 0 | 188 0 0 | 1,760 13 0 | 2,648 13 0 | 27,024 10 0 | 17,178 1 0 |
| 262 2 0 | | 5,348 0 0 | 6,933 18 0 | 37 8 0 | 312 8 0 | 1,721 6 0 | 1,594 8 0 | 36,784 2 0 | 39,097 0 5 |
| 457 5 0 | | 5,344 1 0 | 14,544 7 0 | 45 0 0 | 422 8 0 | 1,807 8 0 | 3,258 10 0 | 38,065 0 0 | 32,376 0 0 |
| 3,979 8 0 | 830 2 0 | 19,189 10 0 | 15,508 0 0 | 145 4 0 | 967 8 0 | 2,325 12 0 | 3,062 14 0 | 40,712 10 0 | 42,365 8 0 |
| 179 15 0 | 94 1 0 | 8,064 3 0 | 27,188 8 0 | 426 4 0 | 160 0 0 | 2,763 18 0 | 8,240 4 0 | 27,758 3 2 | 39,656 1 7 |
| 95 3 0 | 131 12 0 | 7,169 0 0 | 10,197 11 0 | 120 0 0 | 100 0 0 | 2,954 4 0 | 3,147 3 0 | 27,083 5 0 | 18,168 16 0 |
| 57 6 0 | 84 9 0 | 7,339 14 0 | 8,483 11 0 | 588 14 0 | 182 8 0 | 3,176 8 0 | 3,210 0 0 | 24,677 4 0 | 15,163 8 7 |
| 135 8 0 | 111 10 0 | 7,544 10 0 | 1,808 15 0 | 215 8 0 | 307 8 0 | 1,612 12 0 | 1,921 14 0 | 30,331 12 3 | 7,751 3 0 |
| 30 11 0 | 1 12 0 | 14,938 19 0 | 2,608 12 0 | 295 2 0 | 334 12 0 | 4,243 8 0 | 3,939 0 0 | 35,366 7 0 | 18,219 15 9 |
| 1 14 0 | 2 7 0 | 16,204 8 0 | 6,016 0 0 | 116 4 0 | 887 8 0 | 3,616 0 0 | 3,695 2 0 | 34,736 13 5 | 19,073 6 0 |
| 6 6 0 | 87 12 0 | 16,108 2 0 | 11,069 4 0 | 170 0 0 | 264 6 0 | 3,988 10 0 | 2,818 14 0 | 34,897 6 4 | 31,395 0 3 |
| 281 0 0 | 1 6 0 | 9,349 14 0 | 10,748 3 0 | 225 0 0 | 266 4 0 | 3,468 8 0 | 2,779 8 0 | 28,320 16 0 | 24,650 4 0 |
| 4,902 16 0 | 852 7 0 | 1,31,173 15 0 | 1,19,044 7 0 | 2,503 4 0 | 2,697 6 0 | 32,359 1 0 | 34,187 9 0 | 3,95,025 10 2 | 3,04,503 7 7 |
| 9,29,060 12 0 | 15,76,649 5 6 | 4,49,688 13 9 | 3,68,783 1 9 | 6,09,220 15 9 | 5,08,512 3 10 | 77,756 9 10 | 75,731 18 7 | 35,95,805 0 0 | 39,83,377 9 6 |
| 8,84,547 13 0 | 9,32,661 11 0 | 30,894 14 0 | 29,485 12 0 | 64,795 5 0 | 79,301 14 0 | | | 15,95,787 6 0 | 19,07,925 1 0 |
| 44,512 16 0 | 4,28,737 10 6 | 8,58,773 15 9 | 3,39,267 5 9 | 5,44,495 10 9 | 4,29,210 5 10 | 77,756 9 10 | 75,731 18 7 | 20,38,705 4 9 | 22,64,690 6 6 |

Rs. a. p.

1,06,370 15 5

Rs. 65,777 9 4

Rs. 20,598 6 1 Incomes shown in Appendix No. 1.

R. P. MASANI,
Ag. Municipal Commissioner.

Appendix

Income of the Bombay Municipality from the year 1865

| TAXATION PROPER. | | | | | | | | | | | |
|--|------------------|-------------|--------------|----------------|----------------------|--|--------------|--|--|------------------|-------------------|
| Year. | Gross Valuation. | House Rate. | Police Rate. | Lighting Rate. | Wheel Tax and Tolls. | Licenses for trades, Land Conveyances, Music, etc. | Town Duties. | Cotton Duty. | | Liquor Licenses. | Tobacco Licenses. |
| | Rs. | Rs. | Rs. | Rs. | Rs. | Rs. | Rs. | | | Rs. | Rs. |
| 1865 | 1,20,14,655 | 10,57,379 | | | 2,32,698 | 2,023 | 5,04,789 | | | 1,45,873 | |
| 1866 | 1,48,94,893 | 7,18,004 | 2,95,683 | 98,417 | 3,13,830 | 2,72,665 | 5,132 | | | 46,924 | 1,20,390 |
| 1867 | 1,63,09,535 | 9,84,068 | 4,11,040 | 1,92,849 | 2,38,178 | 2,05,536 | | | | 1,04,808 | 1,18,420 |
| 1868 | 1,47,49,075 | 9,30,587 | 3,75,807 | 2,46,071 | 2,68,514 | 2,08,820 | | | | 1,20,566 | 1,36,762 |
| 1869 | 1,39,41,260 | 7,99,306 | 2,59,583 | 2,48,406 | 2,57,574 | 1,60,361 | 3,03,298 | | | 2,49,077 | 1,51,178 |
| 1870 | 1,36,30,685 | 7,27,783 | 2,37,643 | 2,46,984 | 2,50,581 | 28,147 | 8,94,989 | | | 1,23,692 | 1,39,830 |
| 1871 | 1,24,26,645 | 6,75,489 | 2,30,409 | 2,30,266 | 2,05,521 | 7,655 | 4,81,496 | | | 1,15,170 | 1,28,046 |
| 1872 | 1,29,33,510 | 7,09,983 | 2,41,774 | 2,41,348 | 2,04,097 | 5,862 | 4,67,638 | | | 69,914 | 1,47,684 |
| 1873 | 1,20,71,816 | 7,01,013 | 2,37,282 | 2,37,060 | 2,16,083 | 87 | 4,46,924 | | | 2,79,074 | 1,48,792 |
| 1874 | 1,19,85,390 | 8,94,814 | 2,29,102 | 2,27,535 | 2,48,217 | 3,908 | 4,85,649 | | | 1,24,507 | 1,47,779 |
| 1875 | 1,15,85,068 | 8,52,738 | 2,30,569 | 2,16,082 | 2,45,374 | 594 | 6,72,987 | | | 1,58,980 | 1,45,966 |
| 1876 | 1,12,78,710 | 8,73,468 | 2,17,684 | 2,13,094 | 2,38,487 | 2,113 | 6,36,147 | | | 1,41,738 | 1,48,356 |
| 1877 | 1,14,77,690 | 8,47,541 | 2,20,061 | 2,14,670 | 2,44,369 | 1,948 | 7,51,019 | | | 86,697 | 1,49,562 |
| Consolidated Rat'. | | | | | | | | | | | |
| 1878 | 1,15,37,118 | | 9,35,034 | | 2,14,560 | | 6,95,006 | | | 1,60,565 | 1,52,229 |
| 1879 | 1,14,93,417 | | 10,52,773 | | 2,25,569 | 3,683 | 5,33,617 | | | 1,43,760 | 1,65,029 |
| 1880 | 1,17,82,325 | | 8,99,634 | | 2,31,925 | 846 | 6,87,784 | | | 1,43,750 | 1,61,127 |
| 1881 | 1,17,14,470 | @8% | 10,58,810 | | 2,31,866 | 1,502 | 6,87,482 | | | 1,43,750 | 1,61,625 |
| For 15 months, i.e., from 1st January 1882 to 31st March 1883, the calendar year | | | | | | | | | | | |
| 1882-83 | 1,28,80,283 | | 12,34,975 | | 4,12,027 | | 8,17,199 | | | 1,43,760 | 2,06,014 |
| 1883-84 | 1,48,64,607 | @8% | 9,83,538 | | 2,55,227 | 3,417 | 6,07,113 | | | 1,79,687 | 1,74,306 |
| 1884-85 | 1,53,82,744 | Do. | 11,80,307 | | 3,09,552 | 4,305 | 7,73,431 | | | 1,43,760 | 1,72,622 |
| 1885-86 | 2,00,25,223 | Do. | 14,61,305 | | 2,32,485 | 4,525 | 6,79,293 | | | 1,43,740 | 1,79,177 |
| 1886-87 | 2,16,27,230 | @8 1/2% | 14,88,867 | | 3,19,561 | 8,913 | 10,12,162 | | | 1,43,750 | 1,90,250 |
| 1887-88 | 2,27,92,348 | @8% | 14,07,013 | | 3,36,993 | 4,050 | 9,95,750 | | | 1,43,760 | 1,84,168 |
| 1888-89 | 2,39,51,043 | Do. | 14,66,024 | | 3,14,571 | 45,471 | 7,25,897 | | | 1,43,760 | 1,91,297 |
| 1889-90 | 2,73,64,359 | Do. | 18,82,509 | | 3,25,910 | 52,792 | 6,67,065 | | | 1,43,750 | 1,90,922 |
| 1890-91 | 2,82,37,358 | Do. | 15,64,932 | | 3,56,648 | 60,451 | 9,79,530 | | | 1,43,750 | 1,80,284 |
| 1891-92 | 2,85,80,023 | Do. | 17,55,081 | | 3,42,973 | 75,101 | 8,40,292 | | | 1,43,750 | 1,86,151 |
| 1892-93 | 2,64,03,989 | Do. | 17,73,501 | | 3,44,905 | 79,376 | 9,73,928 | | | 1,43,750 | 1,86,703 |
| 1893-94 | 2,89,79,728 | Do. | 17,49,321 | | 3,51,175 | 85,617 | 8,97,266 | | | 1,43,750 | 1,86,829 |
| 1894-95 | 2,76,13,741 | Do. | 17,49,385 | | 3,56,082 | 95,137 | 8,88,842 | | | 1,43,750 | 2,05,348 |
| 1895-96 | 2,82,56,891 | Do. | 17,67,000 | | 3,65,525 | 96,335 | 9,10,851 | | | 1,43,760 | 2,17,476 |
| 1896-97 | 2,89,37,618 | Do. | 17,45,829 | | 2,46,681 | 74,085 | 6,45,144 | | | 1,43,760 | 1,82,867 |
| 1897-98 | 2,84,82,805 | Do. | 19,35,325 | | 3,46,838 | 88,663 | 9,51,424 | | | 1,43,750 | 1,89,323 |
| 1898-99 | 2,98,63,836 | @8% | 21,08,995 | | 3,39,197 | 87,764 | 11,17,161 | | | 1,43,760 | 2,08,544 |
| 1899-1900 | 3,05,17,091 | @12% | 28,74,389 | | 3,02,748 | 90,346 | 15,94,721 | | | 1,43,750 | 2,21,338 |
| 1900-1901 | 3,13,75,106 | Do. | 28,94,971 | | 3,21,366 | 95,709 | 11,31,371 | | | 1,43,750 | 2,16,939 |
| 1901-02 | 3,18,11,625 | @10% | 25,72,001 | | 3,40,747 | 92,733 | 8,63,123 | | | 1,43,760 | 2,33,065 |
| 1902-03 | 3,18,91,400 | Do. | 25,81,510 | | 3,71,013 | 1,02,070 | 12,19,348 | | | 1,43,760 | 2,44,092 |
| 1903-04 | 3,44,49,699 | Do. | 27,54,974 | | 3,28,070 | 1,05,511 | 11,68,973 | | | 1,43,760 | 2,40,064 |
| 1904-05 | 3,54,15,934 | Do. | 30,26,572 | | 4,19,587 | 1,03,772 | 14,16,948 | | | 1,43,750 | 2,60,744 |
| 1905-06 | 3,81,90,177 | @8 1/2% | 27,55,778 | | 4,48,343 | 98,923 | 11,68,450 | | | 1,43,750 | 2,72,779 |
| 1906-07 | 4,14,48,901 | Do. | 29,58,345 | | 4,42,749 | 1,08,231 | 13,34,074 | | | 1,43,750 | 2,65,828 |
| 1907-08 | 4,42,79,240 | @8 1/2% | 29,74,517 | | 4,29,899 | 1,06,284 | 13,90,203 | | | 1,43,750 | 2,80,355 |
| 1908-09 | 4,68,75,766 | Do. | 31,47,340 | | 4,79,553 | 1,19,278 | 12,96,320 | | | 1,43,750 | 2,78,890 |
| 1909-10 | 4,94,44,967 | Do. | 38,05,916 | | 5,01,553 | 97,764 | 14,23,491 | | | 1,43,740 | 2,80,614 |
| 1910-11 | 5,20,51,478 | @9 1/2% | 43,61,660 | | 4,72,198 | 99,314 | 16,86,660 | | | 1,43,750 | 2,89,907 |
| 1911-12 | 5,36,02,464 | @10 1/2% | 47,42,893 | | 4,89,487 | 1,13,777 | 12,47,097 | | | 1,43,750 | 2,78,896 |
| 1912-13 | 5,51,71,773 | Do. | 47,18,833 | | 5,23,522 | 1,21,773 | 17,42,131 | | | 1,43,750 | 2,83,526 |
| 1913-14 | 5,79,47,463 | Do. | 48,41,022 | | 5,01,500 | 1,29,771 | 17,30,637 | | | 1,43,750 | 2,91,283 |
| 1914-15 | 6,98,41,390 | @9 1/2% | 48,49,481 | | 5,19,818 | 1,27,640 | 9,32,310 | | | 1,43,750 | 2,92,086 |
| 1915-16 | 6,34,16,191 | Do. | 52,31,267 | | 5,18,773 | 1,27,587 | 20,19,097 | | | 1,43,750 | 8,04,644 |
| 1916-17 | 5,54,18,855 | Do. | 52,16,432 | | 5,61,416 | 1,31,072 | 18,70,395 | | | 1,43,755 | 3,52,877 |
| 1917-18 | 6,89,28,061 | Do. | 54,75,204 | | 5,86,976 | 1,58,940 | 20,40,305 | | | 1,43,750 | 8,71,391 |
| 1918-19 | 8,29,76,230 | Do. | 72,19,649 | | 6,04,640 | 1,53,340 | 19,54,583 | | | 1,43,760 | 3,66,009 |
| 1919-20 | | Do. | 74,65,411 | | 6,11,812 | 1,66,515 | 21,09,440 | | | 1,43,760 | 4,16,261 |
| 1920-21 | | Do. | 74,88,793 | | 7,33,760 | 1,98,765 | 21,19,982 | | | 1,43,760 | 4,41,888 |
| 1921-22 | | Do. | 81,79,101 | | 7,85,667 | 1,90,188 | 21,89,375 | | | 1,43,760 | 3,78,811 |
| | | | | | | | | Ievied for the first time from 1st January 1921. | | 8,77,100 | 14,82,152 |

W. E. WAITE,
Chief Accountant.

No. 19.

year 1865 to the year 1921-22.

| Contribution to the Bombay Improvement Trust. | Public Gardens. | Stores, Plant and Live Stock. | Municipal Building Fund. | Road Improvement Fund. | Investments Fund. | Plague Expenses. | Miscellaneous. | Total. | Year. | Five years' average annual expenditure. |
|---|-----------------|-------------------------------|--------------------------|------------------------|-------------------|------------------|--------------------------|-----------------|-----------|---|
| Rs. | Rs. | Rs. | Rs. | Rs. | Rs. | Rs. | Rs. | Rs. | | Rs. |
| | | 5,10,250 | | | | | 1,17,345 | 49,89,353 | 1866 | } 38,77,208 |
| | | 82,059 | | | | | 1,25,340 | 36,01,972 | 1866 | |
| | | 2,70,545 | | | | | 1,49,623 | 42,16,346 | 1867 | |
| | | 3,32,722 | | | | | 87,775 | 34,77,058 | 1868 | |
| | | | | | | | 42,869 | 21,31,253 | 1869 | |
| | | | | | | | 23,416 | 33,99,185 | 1870 | |
| | | | | | | | 53,213 | 38,04,861 | 1871 | |
| | 27,373 | | | | | | (a) 1,57,383 | 31,18,988 | 1872 | |
| | 11,657 | | | | | | 22,354 | 30,44,577 | 1873 | |
| | 14,473 | | | | | | 46,848 | 29,90,853 | 1874 | |
| | 18,282 | | | | | | (b) 1,19,801 | 32,65,027 | 1875 | |
| | 31,438 | | | | | | 47,606 | 31,60,458 | 1876 | |
| | 20,231 | | | | | | 55,559 | 30,38,535 | 1877 | |
| | 21,190 | | | | | | 71,103 | 32,70,324 | 1878 | |
| | 17,709 | | | | | | 51,791 | 31,11,123 | 1879 | |
| | 25,756 | | | | | | 44,321 | 30,57,992 | 1880 | |
| | 19,463 | | 2,50,000 | | | | (c) 3,52,835 | 37,98,872 | 1881 | |
| year being changed to the financial year, the expenditure was:- | | | | | | | | | | |
| | 24,969 | | 50,000 | 19,000 | | | 38,740 | 47,53,633 | 1882-83 | } 48,69,951 |
| | 20,283 | | 20,000 | | | | 33,934 | 37,15,812 | 1883-84 | |
| | 22,738 | | 801 | | | | (d) 2,11,150 | 38,81,020 | 1884-85 | |
| | 23,864 | | 99,199 | | | | 98,226 | 40,66,940 | 1885-86 | |
| | 38,326 | | 49,779 | | | | 57,562 | 41,76,362 | 1886-87 | |
| | 42,123 | | 50,221 | | | | 31,436 | 53,12,690 | 1887-88 | |
| | 48,939 | | 55,677 | | | | (e) 1,12,316 | 52,01,258 | 1888-89 | |
| | 68,153 | | 24,459 | | 3,000 | | 58,563 | 50,42,405 | 1889-90 | |
| | 87,308 | | 38,007 | | 3,112 | | (f) 1,85,907 | 56,84,861 | 1890-91 | |
| | 77,236 | | 27,905 | | 3,274 | | 2,07,780 | 57,92,073 | 1891-92 | |
| | 96,964 | | | | 3,386 | | 52,566 | 55,45,512 | 1892-93 | |
| | (f) 2,30,483 | | | | 5,64,972 | | 23,321 | 69,63,928 | 1893-94 | |
| | 93,969 | | | | 44,086 | | 28,485 | 63,72,486 | 1894-95 | |
| | 64,028 | | | | 1,46,180 | | 15,519 | 67,02,516 | 1895-96 | |
| | 60,312 | | | | 1,42,601 | 4,37,055 | 35,503 | 70,04,743 | 1896-97 | |
| | 71,447 | | | | 38,478 | 5,00,000 | 1,20,712 | 74,96,969 | 1897-98 | |
| | 74,959 | | | | 37,425 | -5,00,000 | (g) { 8,12,546 19,673 | 73,39,026 | 1898-99 | |
| | 78,250 | | | | 33,316 | - 43,694 | 32,385 | 73,92,480 | 1899-1900 | |
| 4,74,603 | 69,870 | | | | 58,400 | - 922 | 1,86,444 | 85,84,058 | 1900-01 | |
| 4,81,000 | 57,665 | | | | 69,259 | | 36,695 | 82,26,458 | 1901-02 | |
| 3,00,000 | 58,874 | | | | 68,136 | | 75,124 | 84,53,398 | 1902-03 | |
| 3,50,000 | 67,422 | | | | 33,265 | | 34,005 | 84,31,500 | 1903-04 | |
| 2,50,000 | 66,092 | | | | 35,399 | 1,81,920 | 57,512 | 85,91,618 | 1904-05 | |
| 2,50,000 | 64,761 | | | | 39,377 | 2,26,638 | (h) 3,62,359 | 93,74,243 | 1905-06 | |
| 3,00,000 | 64,735 | | | | 39,820 | 2,43,044 | 18,945 | 95,20,790 | 1906-07 | |
| 2,66,081 | 75,158 | | | | 44,446 | 1,25,517 | 1,30,939 | 1,01,89,201 | 1907-08 | |
| 4,50,000 | 82,905 | | | | 47,843 | 2,23,398 | 37,922 | 1,06,30,129 | 1908-09 | |
| 7,80,000 | 98,464 | | | | 1,21,917 | 2,00,915 | (i) 3,65,173 | 1,13,97,050 | 1909-10 | |
| 8,35,000 | 91,310 | | | | 49,473 | 1,87,334 | 1,31,399 | 1,12,81,872 | 1910-11 | |
| 8,05,000 | 76,691 | | | | 57,533 | 1,55,903 | 1,25,274 | (j) 1,14,84,562 | 1911-12 | |
| 9,23,000 | 83,882 | | | | 10,000 | 1,47,763 | 2,25,682 | (k) 1,16,81,587 | 1912-13 | |
| 9,52,693 | 91,643 | | | | 10,000 | 1,24,582 | 2,16,193 | (l) 1,20,48,926 | 1913-14 | |
| 9,76,938 | 92,295 | | | | 10,000 | 1,27,653 | 1,69,869 | (m) 1,24,53,191 | 1914-15 | |
| 10,17,420 | 89,738 | | | | 10,000 | 1,32,912 | (n) 1,24,081 | 1,24,03,870 | 1915-16 | |
| 11,31,289 | 90,490 | | | | (p) 3,06,195 | 1,29,368 | (o) 2,37,730 | 1,43,14,292 | 1916-17 | |
| 10,98,118 | 81,555 | | | | (q) 51,399 | 1,32,160 | 3,99,492 | 1,43,51,391 | 1917-18 | |
| 11,52,587 | 93,085 | | | | (r) 17,380 | 1,26,506 | 13,36,060 | 1,70,36,649 | 1918-19 | |
| 15,19,780 | 97,183 | | | | (s) 20,382 | 1,18,494 | 10,57,511 | 1,83,09,277 | 1919-20 | |
| 15,71,248 | 1,28,196 | | | | (t) 1,69,813 | 1,24,591 | 8,06,154 | 2,02,02,801 | 1920-21 | |
| 15,76,274 | 1,24,288 | | | | 2,08,427 | 1,16,688 | 8,95,638 | 2,24,64,954 | 1921-22 | |

- (a) Includes write-off of loss of in stores of Rs. 1,45,993
- (b) Includes Rs. 50,000 for visit of H. R. H. the Prince of Wales.
- (c) Includes special adjustment of Rs. 3,24,827 for arranging the different loan funds.
- (d) Includes loss of Rs. 1,94,774 on the sale of the Panvel Brick Factory.
- (e) Includes Rs. 82,048 for loss on sale of investments.
- (f) Includes Rs. 1,94,585 for land acquired.
- (g) Write-off on account of frontage lands in Agripada.
- (h) Includes contribution of Rs. 3,00,000 towards celebrating the visit of T. R. H. the Prince and Princess of Wales.
- (i) Includes charges for Grain Compensation and Local Allowance and the loss sustained in the sale of unserviceable stores written off.
- (j) Excludes Rs. 5,00,000 transferred from revenue for writing off a portion of the Plague expenditure advanced from Loan Funds.
- (k) Excludes Rs. 3,10,053 transferred from revenue for writing off a portion of the Plague expenditure advanced from Loan Funds as well as the amount of investments of interest realized on Sinking and Special Funds.
- (l) Excludes Rs. 1,00,000 transferred from revenue for writing off the balance of the Plague expenditure advanced from Loan Funds as well as the amount of investment of interest realized on Sinking and Special Funds.
- (m) Excludes Rs. 85,455 being the write-off of the proportionate cost (paid out of Loan Funds) of the Halaikhores' Chawl at Vincent Road sold to the City Improvement Trust as well as the amount of investments of interest realized on Sinking and Special Funds.
- (n) Includes Rs. 25,000 being the contribution towards the cost of cadastral survey of the town and island of Bombay.
- (o) This includes Rs. 1,20,313 on account of discount on the conversion of 2 per cent. or 3 1/2 per cent. Government Paper into 4 per cent. conversion loan of 1916-17.
- (p) This includes Rs. 2,98,136 being the amount of investment on account of sale-proceeds of Municipal lands into Municipal Land and Building Fund.
- (q) This includes Rs. 41,399, Rs. 7,320 and Rs. 10,982 being the amount of investment on account of sale-proceeds of Municipal Lands into Municipal Land and Building Fund.
- (r) This includes Rs. 1,69,813 do do.
- (s) As the Expenditure on Pensions and gratuities &c., and Municipal Debt is allocated according to different service heads, no expenditure appears under these heads.
- (t) This includes Rs. 2,53,427 on account of sale proceeds of Municipal Land to be transferred to Land and Building Fund.

R. P. MASANI,
Ag. Municipal Commissioner.

Appendix No. 20.

CONTRASTED STATEMENT OF INCOME AND EXPENDITURE OF THE
BOMBAY MUNICIPALITY FROM 1865 TO 1921-22.

| YEAR. | Income. | Expenditure. | DIFFERENCE. | |
|---|-------------|-----------------|-------------|-----------|
| | | | Surplus. | Deficit. |
| | Rs. | Rs. | Rs. | Rs. |
| 1865 | 23,63,787 | 49,59,333 | | 25,95,546 |
| 1866 | 29,14,672 | 36,01,922 | | 6,87,250 |
| 1867 | 30,40,524 | 42,16,346 | | 11,75,822 |
| 1868 | 38,52,674 | 34,77,058 | 3,75,616 | |
| 1869 | 33,93,226 | 31,31,358 | 2,61,868 | |
| 1870 | 33,07,749 | 33,92,185 | | 84,436 |
| 1871 | 28,71,160 | 38,04,661 | | 9,33,501 |
| 1872 | 30,48,331 | 31,15,888 | | 67,557 |
| 1873 | 33,24,108 | 30,44,577 | 2,79,531 | |
| 1874 | 29,81,322 | 29,90,663 | | 9,341 |
| 1875 | 31,43,526 | 32,65,027 | | 1,21,501 |
| 1876 | 31,77,723 | 31,60,438 | 17,285 | |
| 1877 | 32,41,452 | 30,36,535 | 2,04,917 | |
| 1878 | 31,45,153 | 32,70,224 | | 1,25,071 |
| 1879 | 33,41,174 | 31,11,122 | 2,30,052 | |
| 1880 | 32,51,870 | 30,57,992 | 1,93,878 | |
| 1881 | 38,73,694 | 37,98,872 | 74,822 | |
| From 1st January 1882 to 31st March 1883 (15 months). | 46,12,240 | 47,53,632 | | 1,41,392 |
| 1883-1884 | 37,37,272 | 37,15,812 | 21,460 | |
| 1884-1885 | 42,13,868 | 38,81,020 | 3,32,848 | |
| 1885-1886 | 44,73,973 | 40,66,940 | 4,07,033 | |
| 1886-1887 | 49,01,814 | 41,76,362 | 7,25,452 | |
| 1887-1888 | 51,66,530 | 58,12,690 | | 6,46,160 |
| 1888-1889 | 49,66,193 | 52,01,258 | | 2,35,065 |
| 1889-1890 | 53,42,169 | 50,42,405 | 2,99,764 | |
| 1890-1891 | 61,65,901 | 56,84,861 | 4,81,040 | |
| 1891-1892 | 62,33,183 | 57,82,073 | 4,51,110 | |
| 1892-1893 | 66,72,943 | 65,45,512 | 1,27,431 | |
| 1893-1894 | 67,62,695 | 69,63,928 | | 2,01,233 |
| 1894-1895 | 65,39,372 | 63,73,486 | 1,65,886 | |
| 1895-1896 | 67,61,710 | 67,02,516 | 59,194 | |
| 1896-1897 | 62,08,978 | 70,04,743 | | 7,95,765 |
| 1897-1898 | 71,45,560 | 74,96,969 | | 3,51,409 |
| 1898-1899 | 71,61,911 | 73,39,026 | | 1,77,115 |
| 1899-1900 | 88,29,817 | 73,92,480 | 14,37,337 | |
| 1900-1901 | 84,02,848 | 85,84,058 | | 1,81,210 |
| 1901-1902 | 77,66,729 | 82,26,458 | | 4,59,729 |
| 1902-1903 | 81,75,688 | 84,53,398 | | 2,77,710 |
| 1903-1904 | 84,82,625 | 84,31,390 | 51,235 | |
| 1904-1905 | 93,36,111 | 85,91,618 | 7,14,493 | |
| 1905-1906 | 90,92,539 | 93,74,242 | | 2,81,703 |
| 1906-1907 | 96,48,501 | 95,20,790 | 1,27,711 | |
| 1907-1908 | 98,89,324 | 1,01,89,201 | | 2,99,877 |
| 1908-1909 | 1,02,86,048 | 1,06,30,126 | | 3,44,078 |
| 1909-1910 | 1,12,13,864 | 1,13,97,050 | | 1,83,186 |
| 1910-1911 | 1,21,96,149 | 1,12,81,872 | 9,14,277 | |
| 1911-1912 | 1,26,55,789 | * 1,14,84,562 | 11,71,227 | |
| 1912-1913 | 1,27,41,589 | (a) 1,16,81,587 | 10,60,002 | |
| 1913-1914 | 1,28,76,501 | (b) 1,20,48,926 | 8,27,575 | |
| 1914-1915 | 1,24,13,366 | (c) 1,24,53,191 | | 39,825 |
| 1915-1916 | 1,38,31,070 | 1,28,03,870 | 10,27,200 | |
| 1916-1917 | 1,40,48,739 | 1,42,14,292 | | 1,65,553 |
| 1917-1918 | 1,48,29,386 | 1,42,61,391 | 5,67,995 | |
| 1918-1919 | 1,73,74,184 | 1,70,26,648 | 3,47,536 | |
| 1919-1920 | 1,83,16,927 | 1,83,09,277 | 7,650 | |
| 1920-1921 | 2,01,43,197 | 2,02,02,301 | | 59,104 |
| 1921-1922 | 2,31,47,009 | 2,24,64,954 | 6,82,055 | |

* This is exclusive of Rs. 5,00,000 utilized towards writing off a portion of the Plague expenditure.

(a) Do. " 3,10,052-7-4 do. do. do.

(b) Do. " 1,00,000 do. do. do.

(c) This is exclusive of Rs. 35,455 being the write-off of the proportionate cost (paid out of Loan Funds) of the Halakhores' chawl at Vincent Road sold to the City Improvement Trust.

W. E. WAITE,
Chief Accountant.

R. P. MASANI,
Ag. Municipal Commissioner.

REVENUE.

Report on the working of the Assessment and Collection Department for the year 1921-1922 by R. G. Robottom, Esquire, Assessor and Collector, forwarded with his No. A & C-1165D., dated 6th July 1922.

During the year under review the rates of property taxes were the same as in the preceding year, while the scheduled rates of tax on vehicles and animals remained unchanged.

The total amount collected under all heads, exclusive of tolls, miscellaneous receipts and fees was Rs. 1,50,22,788-5-11 against the estimate of Rs. 1,43,34,100 the difference being an increase of Rs. 6,88,688-5-11 detailed as under :—

| Taxes. | | | | Estimate. | Actual collections including adjustments. | | | Increase. | | |
|----------------|-----|-----|-----|-------------|---|----|----|-----------|----|----|
| | | | | Rs. | Rs. | a. | p. | Rs. | a. | p. |
| General Tax... | ... | ... | ... | 84,50,100 | 88,31,355 | 8 | 11 | 3,81,255 | 8 | 11 |
| Water Tax* | ... | ... | ... | 32,38,000 | 34,02,235 | 2 | 8 | 1,64,235 | 2 | 8 |
| Halalkhor Tax | ... | ... | ... | 22,90,000 | 23,83,450 | 14 | 0 | 93,450 | 14 | 0 |
| Wheel Tax ... | ... | ... | ... | 3,56,000 | 4,05,746 | 12 | 4 | 49,746 | 12 | 4 |
| Total ... | | | | 1,43,34,100 | 1,50,22,788 | 5 | 11 | 6,88,688 | 5 | 11 |

* Exclusive of meter hire and receipts by the Hydraulic Engineer.

As compared with the total collections for the year 1920-1921, viz., Rs. 1,34,34,414-3-5 those for the year 1921-1922, viz., Rs. 1,50,22,788-5-11 show an increase of Rs. 15,88,374-2-6.

On 31st March 1922 the outstandings on account of property taxes, charges for water by meter and wheel tax (private) amounted to Rs. 6,51,122-13-6 as against Rs. 4,90,607-6-9 on 31st March 1921. But by 30th June 1922, the outstandings have been reduced to Rs. 3,03,510-9-0 the recoveries in the interval of three months totalling Rs. 3,47,612-4-6.

The total number of properties registered in the Assessment Book on 31st March 1922 was 49,605 detailed as under :—

| | | | | | | | | | |
|--|----|----|----|----|----|----|----|----|--|
| Buildings | .. | .. | .. | .. | .. | .. | .. | .. | 37,958 |
| Salt Pans | .. | .. | .. | .. | .. | .. | .. | .. | 83 |
| Land including tanks, wells, &c. | .. | .. | .. | .. | .. | .. | .. | .. | 11,564 |
| Total .. | | | | | | | | | 49,605 (as against 48,670 on 31-3-1921). |

Of this number 38,966 were assessed for General Tax, 2,030 were exempted under Section 143 (1) (a) and (b) of the Municipal Act, and 2,962 were not charged the General Tax, being small plots of waste lands, &c. This number of lands, however, does not include lands belonging to Government, the City Improvement Trust, Port Trust and Railways which are separately assessed and specially treated. The number of Municipal properties exempted from General Tax during the year, under Section 143 (1) (b) of the Act was 634.

The number of buildings newly erected, demolished and enlarged in 1921-1922 was 1,090, 699 and 599 the corresponding number for the year 1920-1921 being 999, 627 and 555 respectively.

In the subjoined statement will be found the gross and rateable value of properties assessed during the year under report, as compared with those for the previous year.

STATEMENT A.

| Years. | Original Assessment (Gross). | Amount after disposal of complaints. | | Amount of subsequent reduction during the year by demolitions and on complaints. | Gross Assessment after deduction of subsequent reduction. | Subsequent enhancement (new buildings, enlargement and under-assessments) (Gross). | Total Gross Assessment. | Increase, Final difference over preceding year's Gross Assessment. | Rateable Assessment. | Classification of Rateable Assessment. | | | |
|----------------|------------------------------|---|-------------------|--|---|--|-------------------------|--|----------------------|--|---|--|----------------------------|
| | | No. of complaints against opening Assessment. | Gross Assessment. | | | | | | | Chargeable with General Tax. | Exempted from General Tax, Section 143 (1) (a) and (b). | For which no General Tax bills issued. | Total Rateable Assessment. |
| | 2 | 3 | 4 | 5 | 6 | 7 | 8 | 9 | 10 | 11 | 12 | 13 | 14 |
| | Rs. | Rs. | Rs. | Rs. | Rs. | Rs. | Rs. | Rs. | Rs. | Rs. | Rs. | Rs. | Rs. |
| 1920-21 | 8,81,07,010 | 2,651 | 8,96,01,238 | 16,52,671 | 8,79,48,567 | 52,85,598 | 9,32,34,165 | 74,15,431 | 8,89,21,642 | 8,07,87,106 | 31,21,423 | 13,113 | 8,39,31,642 |
| 1921-22 | 9,48,65,865 | 8,304 | 9,76,71,988 | 22,57,428 | 9,54,14,560 | 83,55,655 | 10,37,70,215 | 1,05,36,050 | 9,34,04,409 | 8,98,92,224 | 35,02,012 | 10,173 | 9,34,04,409 |

There were 444 complaints against assessments fixed during the currency of the year under Section 167 of the Act, and 920 general complaints under Section 163. The total valuation of the properties complained against under Section 163 of the Act was Rs. 47,68,682, which was modified after investigation of the complaints to Rs. 42,24,556, resulting in a decrease of Rs. 5,44,126 or 11.41 per cent.

The subjoined statements B, C and D indicate the increases in property taxes for the year under report as compared with those for the year 1920-1921.

STATEMENT B.
General Tax.

| 1920-21. | | | | 1921-22. | | | | Difference between columns 4 and 8. |
|--|---|---|------------------------------|--|---|---|------------------------------|-------------------------------------|
| General Tax at 3 1/4 per cent. levied from the public, City Improvement Trust and Mills. | Compounded sum payable by Government under Section 144 (3). | Compounded sum payable by Port Trust under Section 145 (3). | Total of columns 1, 2 and 3. | General Tax at 3 1/4 per cent. levied from the public, City Improvement Trust and Mills. | Compounded sum payable by Government under Section 144 (3). | Compounded sum payable by Port Trust under Section 145 (3). | Total of columns 5, 6 and 7. | |
| 1 | 2 | 3 | 4 | 5 | 6 | 7 | 8 | 9 |
| Rs. a. p. | Rs. a. p. | Rs. a. p. | Rs. a. p. | Rs. a. p. | Rs. a. p. | Rs. a. p. | Rs. a. p. | Rs. a. p. |
| 68,84,976 9 8 | 2,87,369 0 11 | 8,05,381 0 0 | 79,77,726 10 7 | 77,71,826 9 1 | 2,86,000 8 2 | 8,17,021 0 0 | 88,76,857 1 3 | 8,99,180 6 8 |

The amount of General Tax on properties exempted under Section 143 (1) (a) and (b) was Rs. 3,45,802-13-6 against Rs. 3,10,416-10-3 in 1920-1921.

STATEMENT C.
Water Tax.

| 1920-21. | | | | 1921-22. | | | | Difference. | | | |
|---------------------------------|-------------|-----------------|----------------------------|---------------------------------|-------------|-----------------|----------------------------|---|-------------|-----------------------|--|
| On rateable value @ 3 per cent. | Compounded. | By measurement. | Total of columns 1, 2 & 3. | On rateable value @ 3 per cent. | Compounded. | By measurement. | Total of columns 5, 6 & 7. | On rateable value difference between columns 3 and 1. | Compounded. | On meter measurement. | Difference between columns 8 & 4 (increase). |
| 1 | 2 | 3 | 4 | 5 | 6 | 7 | 8 | 9 | 10 | 11 | 12 |
| Rs. a. p. | Rs. a. p. | Rs. a. p. | Rs. a. p. | Rs. a. p. | Rs. a. p. | Rs. a. p. | Rs. a. p. | Rs. a. p. | Rs. a. p. | Rs. a. p. | Rs. a. p. |
| 15,94,601 10 6 | 17,717 7 3 | 16,15,316 1 1 | 32,27,635 2 10 | 18,16,679 7 5 | 18,698 9 2 | 15,84,985 9 1 | 34,20,363 9 8 | 2,22,077 12 11 | 981 1 11 | 30,330 8 0 | 1,92,728 6 10 |

STATEMENT D.
Halalkhor Tax.

| 1920-31. | | | 1921-22. | | | Difference between columns 6 and 3. |
|----------------------------------|---------------------|-------------------------|----------------------------------|---------------------|-------------------------|-------------------------------------|
| On rateable value at 3 per cent. | On special service. | Total of columns 1 & 2. | On rateable value at 3 per cent. | On special service. | Total of columns 4 & 5. | |
| 1 | 2 | 3 | 4 | 5 | 6 | 7 |
| Rs. a. p. | Rs. a. p. | Rs. a. p. | Rs. a. p. | Rs. a. p. | Rs. a. p. | Rs. a. p. |
| 20,26,496 4 4 | 1,63,174 4 6 | 21,89,670 8 10 | 22,87,317 3 2 | 1,50,893 6 7 | 24,38,215 9 9 | 2,48,545 0 11 |

The total demand on account of property taxes for the year amounted to Rs. 1,47,30,502-5-11 (including Government and Port Trust) to which is to be added

Rs. 23,280 on account of a supplementary claim for previous years in respect of Port Trust properties, and Rs. 70,900-12-0 in respect of Government properties, making a total gross demand of Rs. 1,48,85,557-5-3, from which sum a rebate of Rs. 4,933-14-9 was allowed on account of a drawback of one-fifth of the General Tax under Section 158 (2) of the Municipal Act. The total number of claims for one-fifth drawback during the year was 856, the corresponding number for the preceding year being 1,589.

To the balance of property taxes, *viz.*, Rs. 4,67,910-1-5 outstanding on 31st March 1921 must be added 470 bills for Rs. 60,874-3-4 issued for previous years, 73,613 bills for Rs. 1,36,25,471-13-9 issued for the year under report, and the Government and Port Trust contributions which amounted to Rs. 3,24,100-5-5 and Rs. 8,40,301 respectively. Thus the total net demand for property taxes including the outstanding balance, amounted to Rs. 1,53,18,657-7-11, of which Rs. 1,46,17,041-9-7 were collected during the year, and bills amounting to Rs. 78,418-15-2 were recalled and cancelled, leaving a balance of Rs. 6,23,196-15-2 outstanding on 31st March 1922. This balance consists of Rs. 43,346-10-1 on account of former years and Rs. 5,79,850-5-1 for the year under report.

Tax on Vehicles and Animals.

The demand on account of the tax on private vehicles and animals for the four quarters ending 31st December 1921 was Rs. 4,01,291 as against Rs. 3,65,477-8-0 for the preceding year. Adding Rs. 22,697-5-4 outstanding on 31st March 1921, and Rs. 14,402-5-4 the amended demand for previous years, the total demand amounted to Rs. 4,38,390-10-8. The amount collected was Rs. 4,05,746-12-4 leaving Rs. 32,643-14-4 uncollected. Of this sum Rs. 527 were written off under Standing Committee's Resolutions Nos. 11721, 1540, 4220 and 7536, dated 2nd March 1921, 18th May 1921, 10th August 1921 and 16th November 1921, respectively, and bills for Rs. 4,191 were recalled and cancelled, leaving a balance of Rs. 27,925-14-4 outstanding at the end of the year.

The following figures indicate the number of vehicles and animals taxed during the year :—

| | No. |
|--|-------|
| Four-wheeled vehicles | 2,999 |
| Two-wheeled vehicles | 1,006 |
| Vehicles not drawn by horses | 973 |
| Motor vehicles (including motor lorries and excluding taxis licensed under the Public Land Conveyance Act) | 3,961 |
| Motor cycles | 157 |
| Motor cycles with side cars | 189 |
| Horses (including those in Commission Stables) | 4,419 |
| Ponies | 130 |
| Bullocks | 1,696 |
| Buffaloes | 13 |

The subjoined statement E shows the total demand collection and balances on account of property taxes and tax on private vehicles and animals.

STATEMENT E.

| Year. | Opening outstanding Balance. | Demand assessed for the year and for former years. | Total. | Bills written off under Standing Committee's Resolutions and Bills recalled for Amendment. | Collection. | Outstanding Balance on 31st March 1922. |
|----------|------------------------------|--|---------------|--|----------------|---|
| 1 | 2 | 3 | 4 | 5 | 6 | 7 |
| 1921-22. | Rs. a. p. 8 9 | Rs. a. p. 11 10 | Rs. a. p. 2 7 | Rs. a. p. 2 | Rs. a. p. 5 11 | Rs. a. p. 13 6 |
| | 4,93,667 | 51,66,440 | 1,37,57,448 | 83,136 | 1,50,22,788 | 6,51,122 |

The receipts realized from Notices of demand, Distress Warrants, Battaki fees and other miscellaneous items amounted to Rs. 4,279-1-0 against Rs. 4,947-10-1 in the preceding year. Receipts from Meter Hire were Rs. 93,470-5-1 as against Rs. 97,190-0-3 for the previous year.

Certificates issued for refund of taxes for the year under report, and for previous years were as under :—

| | Rs. | a. | p. |
|---------------------------------------|--------|----|----|
| General Tax | 20,670 | 1 | 5 |
| Water Tax on rateable value | 5,445 | 12 | 1 |
| Water Tax at compounded rate | 1 | 8 | 0 |
| Halalkhor Tax on value | 9,535 | 1 | 10 |
| Halalkhor Tax at special rate | 15 | 5 | 6 |
| Wheel Tax | 189 | 10 | 8 |
| Meter Hire | 254 | 10 | 4 |
| Notice Fee | 20 | 0 | 0 |
| Total .. | 36,132 | 1 | 10 |

There were 12 appeals against the valuations fixed for 1921-1922 on complaints received in 1920-1921, and 11 against the amendments made under Section 167 of the Municipal Act during the currency of the year. Of these 14 appeals were settled out of Court, 1 was withdrawn by the appellant, 4 were dismissed by the Court, and in 3 cases the valuations were reduced by the Court, while one remains pending.

During the year under report the Department continued to be burdened with the work of preparing, issuing and collecting bills for additional general tax (*vide* the Chief Presidency Magistrate's order No. 765, dated 9th February 1921 under Section 45 (1) (b) of the City of Bombay Police Act) from the Hindu ratepayers of E Ward, to compensate Mr. Dada Haji Isak for damage done to his property by rioters on 16th November 1920. This additional work involved the issue of 548 bills for Rs. 202-10-4, of which, bills amounting to Rs. 158-4-4 were recovered upto 31st March 1922 while one bill for Re. 0-5-11 was cancelled leaving a balance of Rs. 44-0-1 outstanding on 31st March 1922.

Out of 169 bills amounting to Rs. 432-7-4 for additional general tax to compensate the Bombay Electric Supply and Tramways Co., Ltd., outstanding on 31st March 1921, bills amounting to Rs. 61-2-6 were recovered during the year under report, the balance of Rs. 371-4-10 being treated as irrecoverable, *vide* Municipal Commissioner's No. 27/D., dated 8th May 1922.

624 bills amounting to Rs. 4,581-8-0 on account of Street No. Plates were issued in accordance with the Executive Engineer's Nos. 156-D, 449-D, 1913-D, 109-C and 3570-D, dated 30th August 1920, 24th September 1920, 17th August 1921, 4th February 1922 and 20th February 1922 respectively. Of these, bills amounting to Rs. 1,241 were recovered upto 31st March 1922 and one bill for Rs. 4-4-0 was cancelled, leaving a balance of Rs. 3,336-4-0 outstanding at the end of the official year. Since then however, a further sum of Rs. 718-4-0 has been recovered upto 30th June 1922 the balance on that date being Rs. 2,618.

On 1st April 1922 the gross assessment was Rs. 10,85,21,895 against Rs. 9,76,71,988 on 1st April 1921.

The heavy balance outstanding at the end of the year in spite of the strenuous efforts made by the staff to reduce it, is due to three main causes, *viz.* (1) the unusually large number of bills amounting to over two lakhs of rupees issued during the last three months of the year in respect of buildings newly erected, enlarged or improved, (2) the financial depression that prevailed towards the latter end of the year, which disabled many otherwise prompt ratepayers from meeting their liabilities, and (3) the number of bills involving large amounts held up by Government, and public bodies such as the two Railway Companies and the Improvement Trust, and by large ratepayers on account of disputes. Furthermore the department was much handicapped on account of the employment of a number of new and inexperienced men in place of the older and more efficient members of the staff who were either absent on leave, or whose services had to be diverted to the preparation of the Election Roll for the last General Election.

With few exceptions, the whole staff worked zealously in the interests of the Municipality throughout the year.

R. G. ROBOTOM,
Assessor & Collector.

NO. T.D./65/A OF 1922-23.

BOMBAY MUNICIPALITY, 26th June 1922.

FROM

THE ACTING DEPUTY ASSESSOR AND TOWN DUTY REFUND OFFICER.

TO

R. P. MASANI, Esq., M.A.,

ACTING MUNICIPAL COMMISSIONER FOR THE CITY OF BOMBAY.

SIR,

I have the honour to submit the Annual Report of the Town Duty Branch of the Assessment and Collection Department for the year 1921-22.

Mr. H. Wald having been placed on special duty in connection with the preparation of the new Electoral Roll from 8th March 1922, I was appointed to act as Deputy Assessor and Town Duty Refund Officer.

The rates of duty leviable were the same as in the preceding year.

The gross collection from refundable Town Duties during the year aggregated Rs. 39,35,377-9-4 against Rs. 35,95,805-0-9 in the previous year.

The refunds allowed in respect of goods exported during the year amounted to Rs. 17,07,925-1-0 against Rs. 15,95,787-6-0 in the previous year, the net revenue being Rs. 22,25,452-8-4 in the year 1921-22 against Rs. 20,00,017-10-9 in 1920-21 showing an increase of Rs. 2,25,434-13-7 due principally to the large import of sugar as shown below:—

Increases and Decreases.

| Names of Articles. | Increases. | | | Decreases. | | |
|--------------------|------------|-----|----|------------|-----|----|
| | Rs. | a. | p. | Rs. | a. | p. |
| Grain and Flour | | | | 1,33,631 | 3 | 8 |
| Sugar | 5,79,274 | 11 | 6 | | | |
| Wines and Spirits | | | | 85,275 | 13 | 9 |
| Beer | 1,792 | 14 | 10 | .. | ... | |
| Ghee | | | | 19,476 | 10 | 2 |
| Timber | .. | ... | | 1,15,215 | 4 | 11 |
| Firewood | | | | 2,033 | 12 | 3 |
| | | | | <hr/> | | |
| | | | | 5,81,067 | 10 | 4 |
| | | | | —3,55,632 | 12 | 9 |
| | | | | <hr/> | | |
| | | | | 2,25,434 | 13 | 7 |
| | | | | <hr/> | | |
| | | | | | | |

During the year under report the revenue derived from the non-refundable duty on raw cotton amounted to Rs. 34,89,607-12-6. As 4/7ths of this revenue is payable to Government the Municipal share amounts to Rs. 14,95,516-3-1.

The total revenue collected during the last five years is compared below :—

| Year. | Gross revenue. | | No. of refund claims dealt with. | Total refund allowed. | | Net revenue. | |
|---|----------------|-------|----------------------------------|-----------------------|-------|--------------|-------|
| | Rs. | a. p. | | Rs. | a. p. | Rs. | a. p. |
| 1917-18 .. | 45,55,335 | 2 2 | 54,170 | 23,43,240 | 11 0 | 22,12,094 | 7 2 |
| 1918-19 ... | 40,90,800 | 6 9 | 54,435 | 23,71,991 | 6 0 | 17,18,809 | 0 9 |
| 1919-20 ... | 42,37,742 | 5 8 | 48,821 | 21,10,920 | 10 0 | 21,26,821 | 11 8 |
| 1920-21 ... | 35,95,805 | 0 9 | 53,964 | 15,95,787 | 6 0 | 20,00,017 | 10 9 |
| 1921-22 ... | 39,33,377 | 9 4 | 63,025 | 17,07,925 | 1 0 | 22,25,452 | 8 4 |
| The Municipal share of non-refundable duty on raw cotton. | | | | | | 14,95,546 | 3 1 |

Statement A shows details of the gross collections for the year under report from each dutiable article, the refund allowed and the net revenue derived as compared with the figures for the preceding year.

Statement B compares the Imports, Exports and Balance of dutiable articles for the year under report with those for 1920-21.

As the marking hamals had gone on strike the marking of sugar bags done by this Department had to be discontinued during the period from 2nd June 1921 to 5th August 1921, during which time the total number of sugar bags imported was 170,340. The total number of bags marked with Municipal stamps during the remaining portion of the year was 1,527,981.

I have the honour to be,

Sir,

Your most obedient servant,

K. A. RAZAK,

Ag. Deputy Assessor and Town Duty Refund Officer.

Dated 26th June 1922.

Appendix A.

STATEMENT contrasting the Collections, Refunds and Net Revenue from Town Duties for the years 1920-1921 and 1921-1922.

| NAME OF ARTICLES. | COLLECTIONS. | | | | REFUNDS. | | | | | | | | NET REVENUE. | | | |
|--|---------------|----------------|----------------------|----------------------|------------------------|--|---------------|------------------------|--|---------------|----------------------|----------------------|----------------|---------------|----------------------|----------------------|
| | 1920-21. | 1921-22. | Increase in 1921-22. | Decrease in 1921-22. | 1920-21. | | | 1921-22. | | | Increase in 1921-22. | Decrease in 1921-22. | 1920-21. | 1921-22. | Increase in 1921-22. | Decrease in 1921-22. |
| | | | | | On account of Exports. | On account of articles supplied to Government. | Total. | On account of Exports. | On account of articles supplied to Government. | Total. | | | | | | |
| | Rs. a. p. | Rs. a. p. | Rs. a. p. | Rs. a. p. | Rs. a. p. | Rs. a. p. | Rs. a. p. | Rs. a. p. | Rs. a. p. | Rs. a. p. | Rs. a. p. | Rs. a. p. | Rs. a. p. | Rs. a. p. | Rs. a. p. | Rs. a. p. |
| rain, at annas 6 per Candy .. | 11,70,693 2 3 | 11,38,184 10 7 | | 32,410 7 8 | 4,70,738 2 0 | | 4,70,738 2 0 | 5,71,498 10 0 | | 5,71,498 10 0 | 1,00,760 8 0 | | 6,81,079 6 3 | 5,27,448 2 7 | | 1,33,631 3 8 |
| lour, at annas 4½ per Candy .. | 2,002 7 0 | 1,085 11 0 | | 1,536 12 0 | 41,880 1 0 | | 41,880 1 0 | 40,303 9 0 | | 40,803 9 0 | | 1,076 8 0 | 6,81,079 6 3 | 5,27,448 2 7 | | 1,33,631 3 8 |
| ugar, at annas 8 per Cwt. .. | 8,29,060 12 0 | 15,76,649 5 6 | 6,47,588 9 6 | | 8,81,223 8 0 | 3,324 10 0 | 8,84,547 13 0 | 9,51,857 11 0 | 1,004 0 0 | 9,52,861 11 0 | 68,813 14 0 | | 44,512 15 0 | 6,23,787 10 0 | 5,79,274 11 0 | |
| Tines and Spirits, at annas 4 per Imperial Gallon .. | 3,28,914 0 9 | 2,34,779 7 0 | | 91,194 9 9 | 25,075 10 0 | 492 2 0 | 25,565 12 0 | 19,707 0 0 | | 19,707 0 0 | | 5,859 12 0 | 3,00,348 4 9 | 2,15,072 7 0 | | 85,275 13 |
| Beer, at ples 6 per Imperial Gallon .. | 80,987 3 5 | 29,881 4 3 | | 1,305 15 2 | 17,865 7 0 | | 17,865 7 0 | 14,765 9 0 | | 14,766 9 0 | | 3,098 14 0 | 13,121 12 5 | 14,914 11 3 | 1,792 14 10 | |
| hee, at annas 10 per Bombay Maund .. | 4,49,668 13 9 | 3,68,788 1 7 | | 80,885 12 2 | 88,913 12 0 | 3,981 2 0 | 9,894 14 0 | 29,485 12 0 | | 29,485 12 0 | | 61,409 2 0 | 3,68,773 15 9 | 3,39,297 5 7 | | 10,476 10 2 |
| Timber, at 3¼ per cent. on Market Value. | 6,09,210 15 9 | 5,08,612 9 10 | | 1,00,708 11 11 | 64,795 5 0 | | 64,795 5 0 | 79,301 14 0 | | 79,301 14 0 | 14,506 9 0 | | 5,44,495 10 9 | 4,39,210 5 10 | | 1,15,215 4 11 |
| iteewood, at annas 2 per Candy .. | 77,755 9 10 | 75,721 13 7 | | 2,039 12 8 | | | | | | | | | 77,755 9 10 | 75,721 13 7 | | 2,039 12 8 |
| | | | 6,47,588 9 6 | 3,10,016 0 11 | | | | | | | 1,63,680 15 0 | 71,443 4 0 | | | 5,81,007 10 4 | 3,65,639 13 9 |
| | | | -3,10,016 0 11 | | | | | | | | | | -71,443 4 0 | | -3,65,639 13 9 | |
| Total Rs. .. | 39,95,805 0 9 | 39,33,377 9 4 | 3,37,572 8 7 | | 15,87,989 8 0 | 7,797 14 0 | 15,95,787 6 0 | 17,06,921 1 0 | 1,004 0 0 | 17,07,925 1 0 | 1,12,137 11 0 | | 30,00,017 10 9 | 22,25,452 8 4 | 2,96,481 13 7 | |

143

The Municipal share of non-refundable duty on raw cotton ... Rs. 14,95,546-3-1.

K. A. RAZAK,

Ag. Deputy Assessor and Town Duty Refund Officer.

Appendix B.

STATEMENT contrasting the Imports, Exports and Balance of several articles subject to Town Duty during the year 1921-22 with those for 1920-1921.

| NAMES OF ARTICLES. | IMPORTS. | | | | EXPORTS AND SUPPLY TO GOVERNMENT BY CONTRACTORS. | | | | | | | | BALANCE (LOCAL CONSUMPTION AND STOCK). | | | |
|--|-------------|------------|-------------------------|-------------------------|--|--------------------------|-----------|-----------|--------------------------|-----------|-------------------------|-------------------------|--|-------------|-------------------------|-------------------------|
| | 1920-21. | 1921-22. | Increase in 1921-22. | Decrease in 1921-22. | 1920-21. | | | 1921-22. | | | Increase in 1921-22. | Decrease in 1921-22. | 1920-21. | 1921-22. | Increase in 1921-22. | Decrease in 1921-22. |
| | | | | | Exports. | Supply to Government. | Total. | Exports. | Supply to Government. | Total. | | | | | | |
| Grain, at annas 3 per Candy .. Candies. | 31,21,587 | 30,35,159 | | 86,428 | 12,55,301 | | 12,55,301 | 15,23,996 | | 15,23,996 | } 2,64,367 | | 17,28,412 | 13,71,651 | | 3,56,761 |
| Flour, at annas 4½ per Candy .. Candies. | 9,255 | 9,789 | | 5,468 | 1,47,129 | | 1,47,129 | 1,43,301 | | 1,43,301 | | | | | | |
| Sugar, at annas 8 per Cwt. .. Cwts. | 18,58,121½ | 21,53,268 | 12,05,176½ | | 17,69,095 | 6,649 | 17,75,744 | 19,05,715 | 2,008 | 19,05,723 | 1,29,979 | | 82,377 | 12,47,875 | 11,65,498 | |
| Wines and Spirits, at annas 4 per Imperial Gallon .. Gallons. | 19,03,686 | 9,39,117 | | 3,64,539 | 1,02,283 | 1,968 | 1,04,231 | 78,828 | | 78,828 | | 25,403 | 11,99,425 | 8,80,289 | | 3,09,136 |
| Beer, at ples 6 per Imperial Gallon. Gallons. | 9,91,590 | 9,49,800 | | 41,790 | 5,71,694 | | 5,71,694 | 4,72,530 | | 4,72,530 | | 93,164 | 4,19,898 | 4,77,276 | 67,374 | |
| Rice, at annas 10 per Bombay Maund. Maunds. | 7,19,470 | 5,90,053 | | 1,29,417 | 1,45,431 | 6,370 | 1,51,801 | 47,177 | | 47,177 | | 1,04,624 | 5,67,669 | 5,42,876 | | 24,793 |
| Timber, at 2½ per cent. on Market Value. Value Rupees. | 2,43,68,939 | 2,3,40,487 | | 40,28,452 | 29,91,812 | | 29,91,812 | 31,73,975 | | 31,73,975 | 5,80,263 | | 2,17,77,927 | 1,71,66,412 | | 46,08,515 |
| Firewood, at annas 2 per Candy .. Candies. | 6,22,044 | 6,05,775 | | 16,269 | | | | | | | | | 6,22,044 | 6,05,775 | | 16,269 |

K. A. RAZAK,

Ag. Deputy Assessor & Town Duty Refund Officer.

PUBLIC WORKS.

No. M.C./25/D of 1922-23.

SPECIAL ENGINEER'S OFFICE,
BOMBAY, 30th June 1922.

To

THE MUNICIPAL COMMISSIONER.

SIR,

I have the honour to forward the Administration Report of the Special Branch under my control for the year 1921-22.

2. The report is divided under the following heads:—

| | Paragraph Nos. |
|---|----------------|
| Municipal Building Construction | 3-48 |
| Schemes—Overbridges, Roads, etc. | 49-75 |
| Miscellaneous Works | 76-89 |

MUNICIPAL BUILDING CONSTRUCTION.

3. The general conditions as regards the prices of building materials and labour have somewhat improved and the majority of the works budgetted for were carried out during the year under report.

Bathing Places.

4. The cost of constructing a bathing place at **Dongri Street** amounted to Rs. 5,600. Plans and estimates for a bathing place at **Fergusson Road** were under preparation at the close of the year.

Markets.

5. The work of carrying out additions and alterations to the Beef Section in **Arthur Crawford Markets** was completed at a total cost of Rs. 1,30,554-10-6.

6. The Scheme for constructing a new Poultry House in **Arthur Crawford Markets** was approved under Corporation Resolution No. 8919 of 9th January 1922. A part provision of Rs. 40,000 was made in the revised Loan Works budget for the year 1921-22. Tenders for the work were invited and the lowest, viz., that of Messrs. Anna Balwant & Co. was accepted under Standing Committee Resolution No. 69 of 5th April 1922. Arrangements were being made to start the work at the close of the year.

7. The lowest tender of Messrs. Pallonji Edulji & Sons for the work of constructing a new **Pork Market at Dhobitalao** was accepted under Standing Committee Resolution No. 669 of 20th April 1921, and the work was completed at a cost of Rs. 20,880-13-4.

8. The plot on which the **Market at Chowpatti** is to be built has not yet been handed over by the City Improvement Trust.

9. The work of making additions and alterations to the **Mutton Slaughter House and Lethal Chamber**, also constructing a labourers' Chawl at the **Bandra Slaughter Houses** was completed at a cost of Rs. 29,053-3-6.

10. The cost of filling in the low-lying ground at the **Bandra Slaughter Houses** amounted to Rs. 19,558 and that of metalling the compound being prohibitive, the work was kept in abeyance.

11. The work of constructing a building for housing the Cold Storage plant in the **Arthur Crawford Markets** has been completed. The Refrigerator plant has been supplied by the Refrigeration Co., Ltd., and it was being installed by Messrs. Greaves Cotton & Co., Ltd.

12. The work of constructing a Sheep-pen at the **Bandra Slaughter Houses** was completed at a cost of Rs. 12,334-8-9.

13. The work of constructing eight Ice-shops in the **Arthur Crawford Markets** was completed at a cost of Rs. 10,819.

14. The work of paving the floor of the Buffalo Stable at the **Bandra Slaughter Houses** was completed at a cost of Rs. 5,246-14-6.

15. A provision of Rs. 6,550 was made in the Revenue budget for the year 1919-20 for the construction of shops at the **Erskine Road Market**. Tenders for the work were invited and the lowest, *viz.*, that of Messrs. Sadanand & Co., was accepted under Standing Committee Resolution No. 11663 of 14th January 1920. The work was completed at a cost of Rs. 5,922-15-1.

16. The work of lighting the **Bandra Slaughter Houses** with high pressure gas lamps was sanctioned to be entrusted to the Bombay Gas Company at a cost of Rs. 13,490 under Standing Committee Resolution No. 4058 of 28th July 1920, and the Corporation Resolution No. 4937 of 20th August 1920. The work was completed by the Gas Company at a cost of Rs. 13,490 which was debited to the grant sanctioned for making improvements at the **Bandra Slaughter Houses**.

Latrines and Urinals.

17. The work of constructing the latrines, urinals and bathing places at **Reay Road** has been completed at a cost of Rs. 20,804-12-2.

18. The cost of the work of constructing the latrines and urinals for Europeans and Indians between the **Town Hall and the Custom House** amounted to Rs. 18,372-15-7.

19. Exchange of the Municipal land at **Cavel Street** with that of the owner of the adjoining plot having been sanctioned by the Corporation, arrangements are being made to invite tenders for the construction of the **latrines and urinals** on this plot.

20. The only tender of Messrs. Haji Ahmed Haji Suleman & Co., amounting to Rs. 33,769-8-10 for the work of constructing the latrines and urinals with Caretaker's quarters at **Abdul Rehman Street** was accepted under Standing Committee Resolution No. 2947 of 6th July 1921. The revised estimates were approved under Corporation Resolution No. 4344 of 12th August 1921. The work was completed at the close of the year.

Cemeteries.

21. The work of constructing a compound wall round the **Roman Catholic Cemetery at Haines Road** was completed at the close of the year.

22. A provision of Rs. 10,000 was made in the Revenue budget for the year 1921-22 for filling in a further portion of the low-lying ground at the **Haines Road Hindoo Cemetery**. Tenders for the work were invited and the lowest one of Mr. Khodadad Gustad Kermani was accepted under Standing Committee Resolution No. 8121 of 7th December 1921. Arrangements were being made to start the work at the close of the year.

Refuse Destructors.

23. The revised scheme for the **Lightning Crusher at Carnac Bridge** was approved by the Corporation under their resolution No. 7960 of 1st December 1921. A part provision of Rs. 1,20,000 was made in the revised Loan Works budget for the year 1921-22. Tenders for the work were invited and the lowest one of Messrs. Ramji Keshovji & Co., was accepted under Standing Committee Resolution No. 8731 of 4th January 1921. The work was started by the contractors at the close of the year.

Stables.

24. The scheme for the **Grant Road Terminal Station** having been finally decided, arrangements are being made to undertake the work of constructing **Offices and Stables for D Ward Bullocks at Annesley Road**.

Chawls.

25. The work of constructing two chawls for begaries of the **Health and Market Departments at Palton Road** was completed at a cost of Rs. 3,73,527-0-9.

26. The work of constructing **six two-storeyed Chawls for Halalkhores and Begaries of F Ward at Dadar** was completed at a cost of Rs. 2,75,922.

27. The work of the construction of the superstructure for the **Second Chawl at Valpakhady** was held in abeyance for want of funds.

28. The work of extending the **Grave diggers' Chawl at the Haines Road Hindoo Cemetery** was completed at the close of the year.

29. A provision of Rs. 26,500 was made in the revised **Loan Works Budget** for the construction of a semi-permanent chawl consisting of 16 rooms for the unloading staff at Deonar. Tenders for the work were invited and the lowest one of Messrs. Haji Ahmed Haji Suleman & Co. was accepted under the Standing Committee Resolution No. 2037 of 7th June 1921. The plans and estimates were approved under Corporation Resolution No. 3248 of 14th July 1921. The work was in progress at the close of the year.

30. A provision of Rs. 42,500 was made in the revised **Loan Works Budget** for making additions to the Laskars' chawl at the Fire Brigade Station at Byculla. Tenders for the work were invited and the lowest one of Messrs. Anna Balwant & Co. was accepted under the Standing Committee Resolution No. 8480 of 22nd December 1921. The plans and the estimates were approved under Corporation Resolution No. 3676 of 25th July 1921. The work was in progress at the close of the year.

31. A provision of Rs. 10,000 was made in the Revenue Budget for the year 1920-21 for the construction of a semi-permanent chawl for the Grave-diggers at Antop-Hill, Matunga. Plans and estimates for the work were being prepared at the close of the year.

Offices.

32. The construction of the **Ward Offices and quarters** for the various **Departments** has been kept in abeyance for want of funds.

Hospitals.

33. The contractors for the construction of the four European Wards, Mortuary, Kitchen and Stores, etc., at the **Arthur Road Hospital** have completed two wards and the kitchen block and the roofing of the remaining two wards is in hand. The Corporation under their Resolution No. 5997 of 6th October 1921, have sanctioned an all round increase of 40 per cent. over the contract amount, and Government have sanctioned an additional grant-in-aid of Rs. 71,350 under Government Resolution No. 1615 of 23rd March 1922, to meet the extra cost.

34. A provision of Rs. 18,000 was made in the revised **Loan Works Budget** for providing electric installation at the **Arthur Road Hospital** (New Section). Tenders for the work were invited and the lowest one of the Great Western Electrical Engineering and Trading Company was accepted under the Standing Committee Resolution No. 10412 of 1st March 1922. The estimates were approved under the Corporation Resolution No. 9769 of 2nd February 1922. The work was in progress at the close of the year.

35. Separate tenders for the supply of ceiling fans, table fans and electric bells required in connection with the electric installation were invited and were under consideration at the close of the year.

Primary Schools.

36. Tenders for the remaining portion of the work of constructing a **Primary School at Babula Tank** were invited and the lowest one of Messrs. Ramji Keshovji & Co. was accepted under Standing Committee Resolution No. 7516 of 16th November 1921. The revised estimates were approved under the Corporation Resolution No. 7945 of 1st December 1921. The work was well in hand at the close of the year.

37. Tenders for the construction of the **Primary School at Dongri Street** were invited and the lowest one of Mr. Jiwaji Kassamji for the building work and that of the Tata Construction Co., Ltd., for the drainage work were accepted under the Standing Committee Resolution No. 9521 of 27th January 1922. The revised estimates were approved by the Corporation under their Resolution No. 7289 of 10th November 1921 and by Government under G. R. No. 481 of 29th November 1921. The work was well in hand at the close of the year.

38. The additional land required for the **Primary School at Mustan Tank Road** was being acquired and plans and estimates for the school were being prepared during the year.

39. Plans and estimates for the construction of a **Primary School at DeLisle Road** are prepared and are being sent up to the Corporation and Government for approval.

40. The cost of constructing the **combined Dispensary and School at Sandhurst Road** amounted to Rs. 68,839-15-5

41. The cost of removing the existing **Gujarati Primary School at Purbhadevi Road** and reconstructing it on the **Foras Tank** site amounted to Rs. 5,300.

Gardens.

42. Mr. Chaturbhuj Jiwandas has paid a donation of Rs. 30,500 for the construction of a bandstand at Chowpatti. The offer was accepted and the lease of the plot Nos. 13 and 14

of the West Chowpatti Estate from the City Improvement Trust for a term of 15 years for the construction of a bandstand was sanctioned under the Corporation Resolution No. 9424 of 23rd January 1922. Arrangements were being made to invite tenders for the work at the close of the year.

Fire Brigade.

43. A provision of Rs. 9,000 was made in the Revenue Budget for making additions to the existing Fire Brigade Station at Haines Road for the accommodation of motor Ambulances. Arrangements were being made to invite tenders for the work at the close of the year.

Miscellaneous.

44. Owing to the enormous increase in the prices of the building materials and labour, the work of erecting a fountain at the junction of Sandhurst Road and Dongri Street was deferred.

45. The cost of providing a reinforced cement concrete cover over a well at Esplanade Road amounted to Rs. 3,895.

46. The cost of providing a room in the gable over the west corridor of the 2nd floor of the Municipal Office Building amounted to Rs. 6,763-3-7.

47. The work of paving with Shahabad stone slabs the bottom of the Bhuleshwar Tank was completed at a cost of Rs. 6,467-6-10.

48. The only tender of Messrs. Anna Balwant and Company for the work of paving with Shahabad stones the open spaces all round and between the chawls at the Tardeo Flats was accepted under Standing Committee Resolution No. 12435 of 16th March 1921. The cost of the work was sanctioned to be met out of the savings in various Loan Works already completed under the Corporation Resolution No. 296 of 7th April 1921. The work was completed at a cost of Rs. 16,451.

SCHEMES—OVERBRIDGES, ROADS, etc.

Overbridges.

49. *Currey Road Overbridge.*—The portion of the western approach along DeLisle Road will be connected with the DeLisle Road approach.

50. *DeLisle Road Overbridge.*—Most of the buildings have been demolished. This will admit of the diversion of the underground works. The B. B. & C. I. Railway are about to take the bridge work in hand.

51. *Dadar Overbridge.*—All the acquisition proceedings are over except in two cases. In one case, the claimants have applied for a reference to the High Court. Some of the plots have been taken charge of especially those actually required for the construction of the overbridge and have been handed over to the G. I. P. Railway Company. The work of the overbridge has already been commenced.

52. *Mahalurmi Overbridge.*—The alignment of the over bridge is still under the consideration of the Corporation.

53. *Victoria Road Overbridge.*—Proceedings for the acquisition of the plots first notified have ended. In one case the claimant has applied for a reference to the High Court. Charge of some of the properties has been taken. Proceedings for the acquisition of the properties subsequently notified are pending before the Land Acquisition Officer.

54. *Extension of Freve Overbridge near Grant Road.*—The scheme has been sanctioned by the Corporation. The land required is being acquired under the Land Acquisition Act.

Special Road Schemes.

55. *Widening of Church Gate Street.*—All the buildings comprised in the scheme have been demolished and several new buildings are being erected. The decision of the Privy Council in the case of the Fort Press Company is awaited, and one High Court Suit is pending.

56. The total expenditure incurred amounted to Rs. 9,52,957 and the recovery made up to 31st March 1922 was Rs. 35,56,438.

57. *Dalal Street Scheme*.—Most of the buildings have either been demolished or set-back. The work of constructing the road will be taken in hand shortly.

58. The total expenditure incurred amounted to Rs. 2,16,700 and the recovery at 31st March 1922 was Rs. 3,70,000.

59. *Widening of Apollo Street*.—The award has been published and the land taken charge of. But the party has applied for a reference to the High Court.

60. The total expenditure incurred amounted to Rs. 1,03,453.

61. *Golanji Hill Road Scheme*.—Proceedings for the acquisition of the properties are at present pending before the Land Acquisition Officer.

62. *Musjid Bunder Road and Dariasthan Street*.—This case has been settled with the party and it has been decided to acquire only the set-back. The possession of the set-back has already been taken.

63. *First Marine Street*.—Further properties are being acquired.

64. *Widening of Musjid Bunder Road and Samuel Street*.—The scheme has been sanctioned by the Corporation and steps are being taken to acquire the properties under the Land Acquisition Act.

65. *Acquisition of Properties near Pydhoni*.—The scheme has been sanctioned by the Corporation. A private settlement with the several parties interested has been arrived at which is advantageous alike to the Municipality and proprietors. The whole of the existing property holders are being reinstated on reconstituted plots in the scheme and the Municipality will receive about Rs. 1,00,000 to cover road reconstruction and other works.

66. *Abdul Rehman Street and Musjid Bunder Road*.—The properties have been notified by Government under the Land Acquisition Act and proceedings are pending before the Land Acquisition Officer.

67. *Widening of Lohar Street and Girgaum Road*.—The Municipality has settled with the party to acquire only the set-back area.

68. *Widening of Dukerwadi Lane and Girgaum Road*.—The property has been notified by Government, under the Land Acquisition Act. The acquisition proceedings will be shortly opened before the Land Acquisition Officer.

69. *Proposed Road from Hornby Road to Ballard Pier*.—The scheme has been sanctioned by the Corporation and the properties comprised therein have been notified by Government under the Land Acquisition Act.

70. *Dadar Kumbharwada Road*.—Possession of the remaining properties under acquisition is expected very soon. The work of constructing this road is however being pushed forward as far as possible and good progress has been made, in spite of difficulties of acquisition valuing of premises occupied and short supply of materials.

71. The expenditure to date has been Rs. 8,51,591. Recoveries due from parties amount to about Rs. 4,35,631 and the amount already received, to about Rs. 1,82,000. The land available for resale extends to about 27,000 square yards.

72. *Improvement of Love Grove Pumping Station Road and Staff Quarters*.—All the properties except two have been acquired and the road construction work has been taken in hand. Total expenditure up to now is Rs. 1,12,438 and recovery Rs. 65,000.

73. *Road between Cadell Road and Mahim Kapad Bazar*.—Settlement in all cases except one have been arrived at and the road work will shortly be commenced.

74. *Proposed Road from Haines Road to the Junction of Tulsi Pipe Line Road and Fergusson Road*.—Arrangements for the acquisition of properties have been made. Two large properties have already been acquired. The total expenditure up to now is Rs. 2,33,779.

75. *Mahim Development Scheme*—

(a) *Road from Lady Jamshedji Road to Mahim Station*.—The work of road construction and filling in of lowlying grounds acquired is in progress. The total expenditure up to now is Rs. 2,39,739 and the recovery Rs. 98,193.

- (b) *Nardulla Tank Scheme*.—All the properties have been acquired and the road construction work is in progress. Two High Court suits are pending. Total expenditure up to now is Rs. 5,45,352. The expected recovery amounts to about Rs. 3,00,000 exclusive of about 9,711 square yards available for resale.
- (c) *Extension of DeLisle Road Northwards to meet Lady Jamshedji Road*.—13 cases have been settled and awards in 16 cases are expected very soon; and in remaining 20 cases settlement will be arrived at or awards will be declared by the Government Land Acquisition Officer shortly.
- (d) *Widening and improving Lady Jamshedji Road from Bombay Woolen Mills to the Bandra Causeway*.—29 cases have been settled; awards in 37 cases are expected very soon; and in the remaining 9 cases either settlement will be arrived at or awards will be declared by the Government Land Acquisition Officer shortly.
- (e) **Road from Lady Jamshedji Road to Tulsi Pipe Line Road in continuation of Mahim Bazar Cross Road.**
- (f) *Road between Dadar-Matunga Stations*.—
- (g) *Two short Roads for giving easy access to Mahim Shore*.—The Corporation sanctioned the above schemes (e, f and g) under Corporation Resolution No. 11154 of date 23rd March 1922. Negotiations with the respective parties have already been opened.
- (h) *Public Park at Mahim*.—54 cases have been notified for acquisition. Out of these, 10 cases have been settled and 20 others closed for awards. The total expenditure up to now is Rs. 60,231.

Miscellaneous Works.

76. *Land for the extension of Arthur Road Hospital*.—The Municipal appeal against the judgment of the High Court has been decided in favour of the Municipality and the collector's award has been upheld.

The total expenditure incurred amounted to Rs. 1,04,438.

77. *Primary School at Valpakhady, Mazagaon*.—Acquisition proceedings are over and an award has been published by the Assistant Land Acquisition Officer.

78. *School and Quarters for the Municipal Staff at Mazagaon, Mingalwadi*.—The Corporation have sanctioned the scheme and steps are being taken to acquire the property under the Land Acquisition Act.

79. *Extension of Municipal Workshops at Foras Road*.—The scheme has been sanctioned by the Corporation and steps are being taken to acquire the properties under the Land Acquisition Act.

80. *Widening of Byculla Overbridge and Erection of Byculla Market*.—The scheme has been sanctioned by the Corporation and negotiations for acquisition are proceeding.

81. *Primary School at Mustan Tank*.—Acquisition proceedings have been closed in these cases and awards have already been published by the Land Acquisition Officer.

Main Drainage and Sewerage Scheme.

82. The report of Mr. J. D. Watson of Birmingham on the Sewerage of the North of the Island, etc., is under the consideration of the Corporation. The Bombay Port Trust having raised objections to the scheme the Corporation have sanctioned the appointment of a committee of three experts including Mr. Watson to report on the scheme and the objections raised by the Bombay Port Trust. The other two members of the Committee are Mr. W. E. Adeney, D.Sc., F.I.C. and Sir G. Bertram Kershaw. The report of the expert committee is awaited.

83. *Love Grove Sewerage Outfall Works*.—Pending the decision on Mr. Watson's report on the Drainage and Sewerage schemes only necessary minor works were executed.

84. The Motor lorries working for the Road Department were worked by the staff from these works. The total material carried during the year aggregated 81,235 tons.

85. *Filling in the Southern Portion of the Storm Water Reservoir.*—The work of filling in is now progressing rapidly. The timber contractor was unable to supply the timber for the new wagons in time owing to labour and other causes. When the timber was received the wagons were very expeditiously constructed and these with the additional locomotives secured for the work resulted in exceedingly satisfactory progress being made with the reclamation towards the close of the year.

86. A machine shop has been built and machinery installed so as to enable rapid repairs to be effected to the various machines on the work.

87. A battery of stone crushers including two lightning crushers has been erected and is in operation. These will deal with the rock quarried from Worli Hill. Before the close of the year the Road Department had been supplied with 1,765 tons of material.

88. *Filling in Low-lying Land Behind Arthur Road Hospital.*—The Work of filling in the tank and recently acquired land was finished during the year at a cost of Rs. 71,473-10-1.

89. *Filling in Naigaum Tank.*—The contractors who were allowed to deposit spoil in this tank did not obtain sufficient material to complete the work and quotations received were at such prohibitive rates that it was decided to obtain the further material required from the spoil of the drainage works shortly to be undertaken in this neighbourhood. The amount expended to date amounts to Rs. 32,741-1-7.

I have the honour to be,

Sir,

Your most obedient servant,

JAMES W. MACKISON,

Special Engineer,

Development Works

No. MC/D/25 of 1922-23

EXECUTIVE ENGINEER'S OFFICE,

BOMBAY, 26th June 1922.

To

THE MUNICIPAL COMMISSIONER,

SIR,

I have the honour to forward the Administration Report of the Department under my control for the year 1921-22.

2. The report is divided under the following heads :—

| | Paragraph Nos. |
|---|----------------|
| Disposal of Town Sweepings | 3— 10 |
| Drainage | 11— 46 |
| Mechanical Branch... .. . | 47— 89 |
| Roads | 90—121 |
| Footpaths | 122—123 |
| Tramways | 124 |
| Public Lighting | 125—130 |
| Private Building Construction (including set-backs)... .. | 131—151 |
| Repairs to Municipal Buildings Plague Measures, etc. | 152—156 |

DISPOSAL OF TOWN SWEEPINGS.

Kutchra Reclamation Works at Deonar.

3. The work of constructing a semi-permanent Chawl of 16 rooms for the unloading coolies was commenced during the year, and is progressing.

4. The additional area reclaimed during the year was 8 acres bringing the total to 220 acres.

5. The right of cultivating the reclaimed land for one year ending 31st March 1922, was sold for Rs. 20,200 and that of fishing in the Khajan land was sold at Rs. 3,600.

6. There were two accidents during the year under report. The first occurred on the 17th January 1922, when an unloading cooly was run over by the morning kutchra train, as he tried to jump into the Brake while the train was in motion. The second took place on the 23rd January 1922 when while backing the morning kutchra train, the driver backed it so hard that it dashed against the Buffer-end, uprooted it and pushed it ahead to a distance of nearly 24 feet and damaged the permanent way as well as two wagons and a Brake van. A joint enquiry was held by the Railway and Municipal Officials as a result of which the Driver, the Guard and the G. I. P. Railway Muccadam were held responsible. The G. I. P. Railway Company has undertaken to make good the damage.

7. A fire broke out on the reclaimed area on 26th October 1921 but it caused no loss to Municipal property.

8. The kutchra trains ran throughout the year. Engine detention charges of Rs. 5 per hour per trip was paid throughout except on certain occasions when Rs. 10 (per two hours) had to be paid as the siding was too long to allow the shunting operations being finished within the stipulated time of 30 minutes.

9. There were 29 deaths including 9 infants in the Camp, but there was no epidemic of any kind. The Sub-Registrar visited the camp thrice a week and attended the sick. Medicines were administered free to the staff at Municipal expense.

10. A Vernacular School for low-caste children has been conducted by the Depressed Class Mission within the Municipal Compound for the last fifteen years and is progressing well.

DRAINAGE.

Construction of Sewers, Drains and Public Conveniences.

11. The first, second, third and fourth sections of the ovoid sewer in connection with the duplication of the Tansa Main worked very satisfactorily during the year.

12. As stated in the last report, all the main works at Love Grove in connection with the Measures for Relieving the Surcharging of sewers have been completed.

13. The total certified expenditure upto the end of the year amounted to Rs. 17,11,135-3-3.

14. No further claims for the lands for the extension of the Low Level Channel No. II from DeLisle Road to Dadar Road through which the channel was constructed under the powers reserved to the Municipal Commissioner under Section 222 of the Municipal Act, were preferred during the year.

15. Thirteen works as shown in the statement below were carried out by contracts :—

| Serial Nos. | Names of Works. | Names of Contractors as per S. C. Resolution No. | Contract amount. | Actual expenditure including estimate upto 31st March 1922. | | | Contract date of completion. | Actual date of completion. |
|-------------|--|--|------------------|---|-----|-------|------------------------------|----------------------------|
| | | | | Rs. | Rs. | a. p. | | |
| 1 | Stormwater drain in Naigaum Cross Road. | Messrs. Rawji Sojpal & Co., S. C. Resolution No. 7703, 3rd November 1920. | 1,88,393-71 | 1,24,609 | 9 | 9 | 30th Apl. 1921. | 16th Mar. 1921. |
| 2 | S. W. Drain in Dadar Road between Vincent Road and Naigaum Road. | Mr. Jiwaji Kasamji, S. C. Resolution No. 7469, 27th October 1920. | 64,107-64 | 57,853 | 13 | 3 | 16th Feb. 1921. | 18th Jan. 1921. |
| 3 | S. W. drain in Bomanji Petit Road. | Messrs. Banker Nanalal & Co., S. C. Resolution No. 12061, 9th March 1921. | 25,964-95 | 25,891 | 14 | 10 | 18th June 1921. | 28th May 1921. |
| 4 | S. W. drain in Tulsi Pipe Road from Matunga Station to Mahim Bay (1) 2.100 feet Southward from Mahim Creek. | Messrs. Teju Kaya & Co., S. C. Resolution No. 8116, 17th November 1920. | 4,11,279-58 | 3,75,814 | 4 | 4 | 6th Apl. 1921. | 6th Apl. 1921. |
| | (2) S. W. drain in Tulsi Pipe Road from South of Mahim Station to Lady Hardinge Road. | Do. do. No. 10399, 26th January 1921. | 4,42,558-66 | 3,80,868 | 10 | 8 | 21st June 1921. | 23rd May 1921. |
| 5 | Constructing a S. W. covered drain in French Bridge Low Level Road and connecting it to the existing drain at the junction of Dammer Lane and French Road. | Mr. Nanalal Chhaganlal, S. C. Resolution No. 906, 27th April 1921. | 10,111-15 | 11,686 | 8 | 3 | 23rd June 1921. | 2nd June 1921. |
| 6 | Constructing a S. W. drain with water gullies and manholes in Fanaswady between Thakurdwar Road and Dady Sett Agiary Lane. | Messrs. G. J. Huseinally & Co., S. C. Resolution No. 903, 27th April 1921. | 16,173-24 | 15,829 | 1 | 9 | Do. ... | 3rd June 1921. |
| 7 | Providing S. W. drains in Chinchpokli Road. | Mr. Jiwaji Kasamji, S. C. Resolution No. 189, 6th April 1921. | 35,099-00 | 39,440 | 8 | 9 | 6th July 1921. | 20th June 1921. |
| 8 | Providing a S. W. covered masonry drain in Kaudewady Lane between Girgaum Road and Sadasshiv Street. | Messrs. G. J. Huseinally & Co., S. C. Resolution No. 9041, 11th January 1922. | 17,699-30 | 8,986 | 0 | 11 | 16th Apl. 1922. | 22nd Mar. 1922. |
| 9 | Providing a covered masonry S. W. drain at Mahim Fort Road. | Do. do. S. C. Resolution No. 9899, 8th February 1922. | 10,004-70 | 7,436 | 6 | 10 | 10th Apl. 1922. | 31st Mar. 1922. |
| 10 | Constructing a S. W. drain in Kumbharwada Street and connecting the same to the existing arched drain at Falkland Road. | Mr. Jiwaji Kasamji, S. C. Resolution No. 8595, 28th December 1921. | 5,299-18 | 4,149 | 1 | 4 | 23rd Feb. 1922. | 23rd Feb. 1922. |
| 11 | Providing a covered S. W. drain in Powwalla Street and connecting the same to the existing S. W. drain in Charni Road. | Messrs. G. J. Huseinally & Co., S. C. Resolution No. 8597, 28th December 1921. | 6,994-64 | 6,229 | 7 | 0 | 16th Feb. 1922. | 12th Feb. 1922. |
| 12 | Removing perforated stones and providing half-sized water entrances at Falkland Road. | Do. do. No. 8596, 28th December 1921. | 8,041-74 | 7,203 | 10 | 7 | 17th Mar. 1922. | 17th Feb. 1922. |
| 13 | Providing eight half-sized water entrances along Foras Road between Sukhlaji Street and Falkland Road. | Do. do. No. 9898, 8th February 1922. | 4,837-66 | * | | | 7th Apl. 1922. | 29th Mar. 1922. |

* Accounts are to be adjusted.

16. The following five works were carried out departmentally during the year under report:

| Names of works. | Expenditure booked up to 31st March 1922. | | |
|---|---|----|----|
| | Rs. | a. | p. |
| (1) Constructing a storm-water drain in Kalachauki Road and Parel Road | 36,208 | 8 | 2 |
| (2) Constructing a storm-water drain with full-sized and half-sized water entrances in Cavel Street | 6,302 | 2 | 8 |
| (3) Connecting the downtake pipes of the houses to the west of Esplanade and Hornby Roads and to the north of Church Gate Street to the Municipal drains | 3,978 | 12 | 1 |
| (4) Providing new pattern S. W. entrances with C. I. frames and gratings in Abdul Rehman Street | 14,956 | 0 | 9 |
| (5) Laying 9" pipe sewer in the passage to the East of Parel Tank Road | 6,688 | 15 | 10 |

17. Twenty-three small drainage works were carried out through the agency of the Petty Works Contractors out of the grant of Rs. 18,000 provided in the Budget for Petty Drainage New Works.

18. The total certified expenditure upto the end of the year amounted to Rs. 14,300-13-8.

Alterations of Drains.

19. A further sum of Rs. 5,000 was provided for the work of replacement of S. W. pipes in the Colaba Sectional District by C. I. pipes in addition to the balance of Rs. 438 renewed from the last year's grant. The work was taken in hand departmentally and completed during the year.

20. The total certified expenditure upto the end of the year amounted to Rs. 4,983-15-6.

Maintenance of Drains.

21. No damage of any kind was done either to the sea walls or to the Biological Installation in connection with the Malabar Hill Sectional Sewerage Works during the last rains.

22. The large storm-water drains in Reay Road, Connaught Road, Parel Road and Suparibaug Road worked satisfactorily during the year.

23. There are about 122 miles of pipe-sewers and the systematic cleaning of these sewers has been carried out throughout the fair season. Double disc and cleaning rods have been passed through 39.90 miles of these sewers and the silt removed therefrom amounted to 2,042.35 tons or 51,778 c. ft.

24. There are 14.7 miles of ovoid main sewers including the duplication. Scrapers were passed through 14.49 miles of these sewers, some portions of the sewers having been scraped more than once and 249.80 tons or 6,333 c. ft. of silt were removed therefrom.

25. There are about 158.60 miles of storm-water drains out of which 26.86 miles were cleaned and 7,189.36 tons or 1,82,265.63 c. ft. of silt were removed therefrom.

26. An extra grant of Rs. 34,000 for cleaning the storm-water drains, water-courses and the ovoid sewer was provided in the Budget for the year under report, and the work of cleaning the large storm-water drains, water-courses and ovoid sewers was done at the following places:—

- (a) the storm-water drains in Grant Road, Frere Road, Falkland Road and Argyle Road, were cleaned at a total cost of Rs. 19,451-14-6 ;
- (b) water-courses were cleaned at Currey Road, DeLisle Road, Arthur Road, Sewree Cross Road, Dadar Road, Elphinstone Road, Narayan Dabholkar Road, Anjirwady, Mazagaon and Haines Road at a total cost of Rs. 5,999-13-6 ;
- (c) the work of cleaning the ovoid sewer was carried out at a total cost of Rs. 3,392-8-0.

27. There are 32 catchpits on pipe sewers and 9 on main sewers and the silt removed therefrom during the year amounted to 1,926.73 tons or 48,846.77 c. ft.

28. There are 441 underground flushing chambers to flush pipe sewers and 691 vent-shafts to ventilate the sewers.

29. The work of cleaning open main drain at Worli was carried out departmentally at a total cost of Rs. 4,979-15-5 out of the grant of Rs. 5,000 provided for the purpose, and the silt removed therefrom amounted to 67,050 c. ft.

30. The expenditure on the maintenance and upkeep of the open main drain and the low level channels amounted to Rs. 9,338-0-4 against the grant of Rs. 6,000 plus a further sum of Rs. 5,236 sanctioned under Corporation Resolution No. 8873, dated the 9th January 1922.

31. The work of cleaning the Low Level Channel No. I from a point 1,200 feet north of Fergusson Road Culvert northwards was in progress departmentally at the end of the year and the silt removed therefrom amounted to 152,000 c.ft.

32. The total expenditure upto the end of the year amounted to Rs. 12,366-13-11.

33. The work of constructing the relieving arches for strengthening the old main drain at Falkland Road was carried out departmentally and completed during the year upto the limit of the funds provided in the Budget for 1921-1922. The total certified expenditure upto the end of the year amounted to Rs. 4,413-12-1.

34. A further sum of Rs. 8,500 having been provided, the further work of repairing the banks and sides of the Low Level Channel between cart track Bridge and Worli Bridge was carried out departmentally.

35. The total certified expenditure upto the end of the year amounted to Rs. 4,179-3-0.

Ejectors.

36. The new ejectors Nos. 3, 4 and 5 in the Colaba Sub-Districts worked satisfactorily; but the air main to ejector-station No. 5 having worn out requires early renewal and steps are being taken for the purpose.

Latrines, Urinals and Night-Soil Depots.

37. The work of removing the old pattern latrine and reconstructing on the new pattern full flushing system 20 seated latrine at Durga Street, Mahim, was carried out departmentally at a total cost of Rs. 13,783-4-3.

Street and House Connections.

38. The street portions of the house drainage connection works in the City were carried out departmentally. During the year 240 sullage connections were made at a total cost of Rs. 19,424-11-5. These connections served 265 premises, of which 263 are drained on the closed system and 2 on the open drainage system.

39. In addition to the above, 100 storm-water connections were made at a total cost of Rs. 6,937-8-4.

40. Several branch drains were laid for bringing certain undrained premises within 100 feet of the Municipal sewers as required by Section 231 of the Municipal Act.

41. About 63 estimates and 256 plans were prepared for the issue of notices under Sections 238 and 230 of the Municipal Act.

Miscellaneous.

42. Works to the extent of about Rs. 1,24,160 including repairs, alterations and cleaning of sewers and drains generally, making minor additions thereto and the drainage arrangements of the various health camps, etc., as also all new drainage works provided for in the Budget for 1921-1922 were carried out during the year.

43. Out of these, works costing Rs. 54,326 were carried out departmentally and the rest were executed through the agency of the Petty Works Contractors.

44. Thirteen manhole frames and covers over storm-water drains were provided at the following places at a total cost of Rs. 2,800-12-7 :—

- 3 Kalkadevi Road ;
- 1 Agiary Cross Street ;
- 2 Agiary 3rd Lane ;
- 7 Trimbak Parashram Street.

45. A new type of improved concrete covers for water entrances was introduced seven years ago and it has proved satisfactory for the effectual closing of those entrances during the fair season and thus preventing the breeding of mosquitoes. The total numbers of such covers fixed during the year under report was as under, the cost having been met out of the miscellaneous grant :

| Ward. | Nos. |
|----------|------|
| A | 941 |
| B | 133 |
| C | 193 |
| D | 140 |
| E | 110 |
| F | 96 |
| G | 34 |

46. Other water entrances were covered over with closable gratings in C. I. frames which are a further improvement on the above, and are now used for all new water entrances.

MECHANICAL BRANCH.

Municipal Workshops.

1921-22.

47. The total expenditure incurred during the year for works executed at the Municipal Workshops aggregated Rs. 7,20,815-0-1 as under :—

| | Rs. | a. | p. |
|---|----------|----|----|
| For Departmental Works | 6,01,579 | 3 | 2 |
| For castings manufactured in the shops | 14,686 | 14 | 1 |
| <i>For Establishment, etc., Charges—</i> | | | |
| (a) Shop | 65,021 | 4 | 10 |
| (b) Office | 39,684 | 10 | 0 |
| Total | 7,20,815 | 0 | 1 |

48. The total amount of bills preferred by the Workshops during the year 1921-22 aggregated Rs. 7,71,437-9-4 as under :—

| | Rs. | a. | p. |
|---|----------|----|----|
| Amount chargeable on different jobs during the year | 7,64,311 | 9 | 11 |
| <i>Add—</i> Amount of incomplete jobs at the beginning of the year... .. | 19,096 | 1 | 1 |
| | 7,83,407 | 11 | 0 |
| <i>Deduct—</i> Amount of incomplete jobs at the end of the year 1921-22 | 11,970 | 1 | 8 |
| Total amount of bills preferred by the Workshops during the year 1921-22 | 7,71,437 | 9 | 4 |

49. The working of the shops resulted in a profit of Rs. 46,173-10-0 as under :—

The actual charges are as follows :—

| | Rs. | a. | p. | Rs. | a. | p. |
|---|----------|----|----|----------|----|----|
| General working of the shops (Establishment, etc., charges) | 1,04,605 | 14 | 10 | | | |
| Purchase of one set Whitworth's Bolt Thread Dies from Messrs. John Fleming & Co. | 260 | 0 | 0 | | | |
| Purchase of one Morris Patent Portable Jib Crane from Messrs. W. H. Brady & Co. | 622 | 8 | 0 | | | |
| Gratuity paid to Mahomedkhan Abbaskhan | 235 | 11 | 10 | | | |
| Amount of supervision, etc., charges by charging fixed percentage of 25 per cent. on the cost of works executed at the shops | | | | 1,47,263 | 68 | |
| Profit on account of hire of pumping plant, etc., to private parties and for Departmental purposes | | | | 839 | 2 | 0 |
| Amount realized from auction sale of unserviceable stores. | | | | 3,795 | 4 | 0 |
| Net profit in the working of the shops | 46,173 | 10 | 0 | | | |
| Total | 1,51,897 | 12 | 8 | 1,51,897 | 12 | 8 |

50. In addition to the above mentioned works Workshops have continued to keep in repair the rolling stock of the various Departments, the machinery of the Love Grove Pumping and Compressor Station, Steam Rollers, Stone Crushing and Tar Mixing Plant both at Nowroji Hill and Sewri Depot, fire engines, motor refuse wagons, and inspection motor cars together with the motor and bullock drawn meat vans belonging to the Market Department.

51. During the year the amount of work turned out from the shops has increased very considerably.

52. The following comparative statement shows the turnover and profit during the last three years:—

| | | 1919-20. | 1920-21. | 1921-22. |
|----------|-----|----------|----------|----------|
| | | Rs. | Rs. | Rs. |
| Turnover | ... | 4,13,497 | 6,00,463 | 7,20,815 |
| Profit | ... | 23,169 | 37,524 | 46,173 |

53. During the year the outturn of castings having increased considerably, it has been proposed to extend again the present foundry at an estimated cost of Rs. 8,470.

54. Extreme difficulty is now being experienced owing to the congestion in the works. When the new workshops were constructed it was anticipated that extensions would ultimately be necessary. The work has however increased to such an extent that extensions have now become imperative. Proposals to acquire land adjacent to the Workshops have been approved of by the Corporation. Provision will be made in the Budget for next year for the erection of a garage to accommodate the motor transport vehicles which at present have no shelter.

Love Grove Pumping and Compressor Stations.

Love Grove Pumping Station.

55. The replacement of parts attacked by corrosion constitutes our principal item of maintenance.

56. The engines have run a total of 21,692,782 revolutions compared with 20,072,635 in the preceding year.

57. During the year coal consumed was supplied by the Mining Engineer, Railway Board, but was of inferior quality. Owing to trouble in the coal fields and discontent among the Railway employes about 2,000 tons of coal had to be purchased locally.

58. The total quantity of coal consumed during the year was 7,886 tons 15 cwt.

59. The average cost of coal per ton was Rs. 29-8-6 against Rs. 18-9-3 last year.

60. Due to excessive corrosion it is found necessary to renew annually all pump frames, screen and dredger chains also the conveyor.

61. The average height of sewage for the year in the detritus chamber was 4' 11" and the amount of detritus removed was 4,492 tons.

62. The total sewage pumped was 12,581,813,560 gallons, or an average of 34½ million gallons per day.

No. 1 Pumping Station:

63. This station is now very old and is only worked during the times of very heavy rain owing to the inability of the No. 2 Pumping Station to deal with the quantity of flood water that finds its way into the sewers.

64. To be ready for such an emergency it is necessary to keep three boilers under steam during practically the whole of the monsoon. It is anticipated that with the introduction of the new drainage scheme this station will be abolished.

Love Grove Compressor Station.

65. The increased amount of sewage which is being dealt with by the ejectors has necessitated the Compressor plant being worked to its utmost night and day. Proposals have been made by the Consulting Engineers whereby this costly station may be eliminated at an early date.

66. The coal consumed in the Compressor Station was 4,137 tons 10 cwt. against 3,861 tons 15 cwt. in the previous year. The daily consumption was 11 tons 6 cwt. 3 qrs. against 10 tons 11 cwt. 2 qrs. in the preceding year. The increased consumption was due to the heavy monsoon and consequent increased amount of sewage pumped.

67. The combined number of revolutions run by Nos. 1 and 2 compressors (large engines) was 46,822,225 and those run by Nos. 3 and 4 compressors (small engines) amounted to 59,232,196 during the year under report against 36,793,405 and 56,108,408 respectively during the previous year.

68. It is necessary to provide quarters as early as possible for the officers and men at the Pumping Stations as there are no suitable residences to be hired in the vicinity.

Storm-water Sluices.

69. All the small sluices have been maintained in a good condition.

70. The main water channel gates at both Love Grove and Cleveland Bunder are in a bad condition and require very expensive repairs. They are being suitably maintained until it is known whether they are to be retained when the new Drainage Scheme is introduced. If they are to be kept it will be necessary to renew the whole of the gates at both places.

71. The automatic sluice gates and spill weir erected between the S. W. Channel and the Reservoir acted successfully during the times of heavy rains and the amount of flooding in the City was considerably less than usual.

Ejector Stations.

72. A deal of trouble has been experienced in the various parts of the City owing to the large amount of water now being brought into the City.

73. To meet immediate requirements an Ejector Station is proposed to be erected at the junction of Arthur Road and DeLisle Road to relieve the surcharging at Elphinstone Road, Ferguson Road and DeLisle Road. This will probably be sufficient to maintain a satisfactory service until the new Drainage scheme is put into operation.

74. It will however be impossible to deal with any larger quantity of water than what we are receiving at present.

75. The rising main from Carroll Road is still in a very bad condition and should be renewed as early as possible.

Colaba Air Compressor Station.

76. The Steam Plant at the Station worked for 68 days and consumed 197 tons 7 cwts. 3 qrs. of coal.

77. During the year 159,402 electric units were consumed at a total cost of Rs. 21,885-2-0 against Rs. 18,568-0-0 in 1920-21.

78. The revolutions of the compressor engines were 51,668,863 against 48,082,649 in the previous year.

79. These engines and compressors are now working to their utmost capacity and additional plant will have to be installed. Proposals for the purpose are being made in the next year's Budget.

80. The five ejectors at Colaba which were worked from the station gave very little trouble during the course of the year.

81. The total quantity of sewage pumped from the station is as follows :—

| | | | | | |
|----------------------|-----|-----|-----|-------------|-------------|
| Ejector No. 1 Colaba | ... | ... | ... | 168,773,500 | gallons. |
| " " 2 " | ... | ... | ... | 133,774,500 | " |
| " " 3 " | ... | ... | ... | 133,723,000 | " |
| " " 4 " | ... | ... | ... | 49,863,000 | " |
| " " 5 " | ... | ... | ... | 15,721,750 | " |
| Total Gallons | | | | ... | 501,855,750 |

82. Owing to the activities of the Development Department No. 5 ejector is now receiving considerably more sewage than what was previously dealt with and it is probable that an additional ejector or stereophagus pump will have to be brought into use at this point. Considerable difficulty has been experienced through corrosion of the air main to the ejectors and it is anticipated that this main will have to be replaced by a new one of larger capacity.

83. The rising main from the Colaba ejectors is in a bad condition and numerous breakages have occurred. It is probable that a length of about 500 yards in the vicinity of the Majestic Hotel will have to be renewed in the near future.

Bhandarwada Air Compressor Station.

84. To cope with the recent increase in the water supply it is found necessary to instal an auxiliary air compressor station at Bhandarwada to deal with the flooding in the Tank Bunder District. This station has worked satisfactorily throughout the year and so relieved matters that there are practically no complaints from this district. The plant is being duplicated during the current year.

Inspection Motor Cars.

85. The Wolseley Motor Cars are in continuous use and have proved fairly satisfactory.

86. There are now three cars which are about ten years of age and have passed their profitable working life. These will probably have to be renewed during the year 1922-23.

Inspection of Factories and Workshops.

87. A more complete inspection of Workshops and Factories coming within the purview of the Municipal Act, was carried out during the year 1921-22. The number of cases inspected was 296.

88. About 290 cases from different Wards relating to permits for casting metal, blacksmiths' shops and complaints of nuisance, etc., were disposed of.

| Ward. | Permit cases. | Melting metal cases. | Blacksmiths cases. | Nuisance cases. | Working without permit or license cases. |
|-------|---------------|----------------------|--------------------|-----------------|--|
| A | 22 | <i>Nil.</i> | <i>Nil.</i> | 3 | 1 |
| B | 15 | 20 | 30 | 3 | 1 |
| C | 43 | 25 | 50 | 14 | 6 |
| D | 55 | 18 | 32 | 3 | 8 |
| E | 100 | 13 | 17 | 2 | 14 |
| F | 34 | 14 | 3 | 1 | <i>Nil.</i> |
| G | 27 | 9 | 3 | <i>Nil.</i> | " |

89. Various workplaces already in receipt of permits were inspected. The improvement of working conditions and the rapidity with which modern machinery is being installed in the smaller workshops are most noteworthy.

ROADS.

Municipal Quarries.

Nowroji Hill Quarry.

90. Progress at this quarry has been as satisfactory as possible during the year. The total quantity of rubble obtained during the year was 475,862 c. ft. which after having been crushed was issued to Road Department as chips, etc. Unfortunately the granulator installed in this quarry broke one of its main parts and being thus put out of commission the supply of chips for road tarring works was adversely affected.

Sewri Quarry.

91. The contractor for the quarrying work at this quarry whose output became very unsatisfactory was given notice to quit and the work was entrusted to another contractor who has given an abundant supply. The total quantity of rubble obtained during the year was 360,873 c. ft. which after being crushed was issued to the Road Department.

Improvement of Private Streets.

92. Action under Section 305 of the Municipal Act was proceeding in respect of 27 private streets but much progress could not be made for want of funds during the year under report.

93. The question of raising a special loan for financing these works is under consideration.

94. The following streets were declared public under Section 306 of the Municipal Act during the year.

| Name of the street, | Area in sq. yards. |
|---|--------------------|
| Paper Mill Lane | 511 |
| Jugannath Street off Tardeo Road | 370 |
| Nowroji Vakil Street... .. | 626 |
| Karelwadi | 967 |
| Kelewadi | 467 |
| Chinchpokli Cross Lane | 3,334 |
| Two streets off Elphinstone Bridge, Low Level Road South | 711 |

Street widening consequent upon adding set-backs.

95. About 6,754 square yards were added to the roads in different wards as set-backs at a cost of about Rs. 51,132. This is exclusive of the cost of acquisition of land.

96. Nesbit Road was extended through Mingalwadi for a length of about 500 feet.

97. The following statement gives the expenditure on repairs and maintenance of roads—

| Kind of Work. | Areas in sq. ft. | Amount. | | |
|---|------------------|----------|----|----|
| | | Rs. | a. | p. |
| Full-metalling | 3,621,205 | 7,90,724 | 4 | 10 |
| Resurfacing | 865,344 | 81,852 | 6 | 1 |
| Patching | 6,659,364 | 3,19,207 | 12 | 0. |
| Repairs and maintenance of footpaths | | 26,014 | 4 | 2 |
| Maintenance of roadside trees | | 17,794 | 9 | 1 |

98. The periodical scraping and brushing of road surfaces which was hitherto being done by the Road Department was transferred to the Conservancy Department, as the old arrangement was found to cause much overlapping of work.

99. The supply of materials and labour carts was satisfactory.

Motor Transport.

100. The 17 motor lorries allotted to the Road Department were working for the Department.

Steam Rollers.

101. The four steam rollers, the purchase of which was sanctioned under Corporation Resolution No. 9330 of 20th December 1920, were received during the latter part of the year, and were put in working. Including these four rollers we have in all 43 rollers of various tonnage ranging from 4 to 20 tons. Four of these are exclusively working on the new roads in the northern part of the Island.

102. The cost of repairing water bound roads worked out at Rs. 21-13-4 per 100 square feet or annas 3 and pies 6 per square foot, against Rs. 24-12-8 per 100 square feet or annas 3 and pies 11 per square foot of the last year. The small decrease is due to the fall in the prices of materials.

Special Methods of Road Construction.

103. The work of laying set-stone pavement on cement concrete bottom of the section of Frere Road between Fort Street and Carnac Bridge comprising an area of 153,585 square feet was completed at a cost of Rs. 5,22,552-15-9 which works out to Rs. 30-9-9 per square yard. The results of the experiment are beginning to be evident and show what an improvement will be effected by the completion of the whole road on these lines. A further portion of the road northwards from Carnac Bridge has also been taken in hand and the work has been let by contract to Messrs. Rawji Sojpal and Company under Standing Committee Resolution No. 10074 of 15th February 1922. It has been decided to build the whole

of Frere Road with this method of construction and the Bombay Electric Supply and Tramways Company have also been co-operating with the Municipality by paving the whole of their tracks and 18" margins with stone setts.

104. A narrow strip on both sides along portions of steep gradients of Altamount Road has also been paved with stone setts to prevent the sides of the road from being scoured by the rapid flow of storm-water. The area laid during the year was 6,825 square feet.

105. The Corporation under their Resolution No. 6417, dated the 30th September 1920, requested the Roads Committee to report on the condition of roads in the City and suggest steps in consultation with the Commissioner for putting in order all the roads. The Roads Committee appointed a Sub-Committee to go into the details of road construction, repairs, etc. At the suggestion of the Sub-Committee Mr. E. Annett, Assistant Road Engineer, was asked to visit Calcutta and examine the methods of road construction employed there. On his return he submitted a report in which he advocated the adoption of the "two coat" method of Bituminous construction for our roads. This method consists 1½" of binder course, covered over by a layer of 1½" thick sheet asphalt or wearing surface, the binding material being in each case asphalt laid on a bed of cement concrete 6" thick. The initial cost of this method of construction is no doubt very heavy—about Rs. 8 per square yard, exclusive of concrete foundation. 5" tar macadam costs about Rs. 5-12-0 per square yard, but the maintenance in this case is at least 8 annas a square yard per year, whereas there are good grounds for anticipating that a bituminous construction will secure a better surface and far less maintenance cost—not more than 2 annas per square yard per year for a life of 15 years.

106. The Roads Committee approved of this suggestion and submitted their first report which was adopted under Corporation Resolution No. 3081, dated the 11th July 1921. In accordance with this resolution it was proposed to try the experiment on the following roads:—

- (1) Hornby Road from Crawford Market to Victoria Terminus Tramway Shelter (east side).
- (2) Hornby Road from Victoria Terminus Tramway Shelter to Flora Fountain (both sides).
- (3) Frere Road from that portion which has been constructed with set-stone pavement to Ballard Road (both sides).
- (4) Girgaum Road from Thakurdwar to Princess Street.
- (5) Grant Road from Falkland Road Junction to Parel Road (both sides).

107. The area of these sections of roads is approximately 68,000 square yards, and the estimated cost of surfacing them is Rs. 5,44,272. In addition, it is necessary to put in concrete foundation in certain cases and in others to improve the existing foundations by cement concrete where no foundations exist at a cost of Rs. 2,80,000. An order was placed with the Barber Asphalt Company of Philadelphia through Messrs. McKenzies, Ltd., for one "Iroquois" Asphalt Mixing Machine and one 5-ton Tandem Roller, which arrived here in November 1921. The cost of the plant including erection on the site has been Rs. 1,18,173. The work of construction has been entrusted to Messrs. McKenzies, Ltd., on the basis of cost plus 10 per cent. profit.

108. The work of concrete foundation was started in Hornby Road in the middle of November and the laying of asphalt pavement was started on 30th January 1922. The total cost incurred on the work at the close of the year amounted to Rs. 65,743.

Road Excavation.

109. The following lengths of roads were opened by various agencies:—

| | R. ft. |
|---|---------------|
| 1. Water Department | 164,046 |
| 2. Drainage Department | 61,977 |
| 3. Bombay Electric Supply and Tramway Company | 130,991 |
| 4. Bombay Telephone Company | 308 |
| 5. Bombay Gas Company | 26,977 |
| 6. Government Telegraph Department | 4,293 |
| 7. Tata Hydro-Electric Power Supply Company | 325 |
| 8. Callender's Cable and Construction Company | 600 |
| 9. Miscellaneous | 13,583 |
| | 403,100 R. ft |

110. This represents 76 miles out of the total of 178 miles of roads in Bombay.

111. The cost of repairing these excavations amounted to Rs. 7,26,016-2-0.

Road Watering.

112. The grant for road watering was Rs. 1,92,000 and the expenditure incurred amounted to Rs. 2,16,377.

113. 30 S. P. hydrants were provided on Warden Road and 22 N. P. hydrants on Parel Road from Chinchpokli to Kalachowki Road.

Road Materials.

114. Statement showing the total quantity of road materials purchased during the year 1921-22 from the Municipal Contractors and their costs.

| Description of materials. | Quantity in c.ft. | Rate per 100 c.ft. | Cost. | Remarks. |
|---------------------------|-------------------|--------------------|--------------|--|
| 1 | 2 | 3 | 4 | 5 |
| | | Rs. a. p. | Rs. a. p. | |
| Metal 2½" ... | 1,832,513 | 27 0 0 | 4,88,984 4 2 | For A to D Wards. Quantity 1,253,088 c.ft. " E to G " " 578,425 " |
| | | 26 0 0 | | |
| " 1½" ... | 64,080 | 40 0 0 | 25,632 0 0 | |
| " 1¼" ... | Nil. | 48 0 0 | Nil. | |
| Sand ... | 3,48,242 | 10 12 0 | 64,963 10 9 | For delivering the sand at different Railway stations in the City. |
| | | 12 0 0 | | For carting away the sand from different Railway stations to various Municipal depots in the City. Out of the quantity mentioned in column (2) 50,700 c.ft. were purchased from the City Improvement Trust Organisation at Rs. 8 per 100 c.ft. |
| Red Hill earth ... | 2,202 | 20 0 0 | 444 12 11 | 1 per cent. above the cost at scheduled rate allowed. |

Dust Preventive Measures.

115. A large number of roads comprising an area of about 4,968,034 s. ft. were tar painted during the year. Some roads comprising an area of 1,413,186 s. ft. were laid with tar macadam. In addition to this the tram tracks with 18" margins on the whole of Sandhurst Road and a portion of Hornby Road were finished with tar macadam and the tramway margins of several roads were tar painted at the cost of the Tramways Company.

116. The cost of the tarring works amounted to Rs. 6,50,463, inclusive of the cost of tar which was Rs. 2,09,344. 218,960 gallons of tar were purchased from the Bombay Gas Company at the rate of Rs. 5 per cwt. (10 gallons). In addition to this 30,448 gallons of tar were purchased from England from Messrs. Sir J. W. Barry, Lyster and Partners, London, at the rate of 14½d. per gallon, 14,190 gallons from the Bombay Electric Supply and Tramways Company at Re. 1-6-0 per gallon and 40,000 gallons from Messrs. Turner, Morrison and Company, Calcutta, at the rate of Rs. 173 per ton, including freight. In addition to this 150 tons of coal pitch were purchased from Messrs. Turner, Morrison and Company at Rs. 173 per ton f. o. b. Calcutta for preparing tar macadam material.

117. Two "laffly" motor sweepers were received from England and have been put on the roads. They are in charge of the Conservancy Department as the work of road scraping has been transferred to that Department.

118. The Tar Macadam Mixing Machine sanctioned to be purchased from Ransome Machinery Company was received and has been installed at Nowroji Hill. Another Machine "ACME" Patent Portable Mixing Machine also arrived at the close of the year.

119. With the aid of these machines it will be possible to undertake tar macadam work on a larger scale.

120. 119 new trees were planted during the year.

Hanging Gardens at Malabar Hill.

121. The laying out of the northern portion of the gardens abutting on the compound wall of Parsee Punchayet Estate was in progress.

FOOT-PATHS.

122. New foot-paths were formed at—

| | | | |
|---|-----|--------|--------------|
| Queen's Road opposite the Churchgate Station | ... | 4,030 | square feet. |
| Do. in front of Marine Lines Station | .. | 14,030 | " |
| Do. in front of the Charni Road Station | ... | 2,791 | " |
| Falkland Road (executed out of previous year's grant) | | 10,000 | " |

123. The cost of the work amounted to Rs. 14,859-2-5 and Rs. 7,432-15-0 respectively.

TRAMWAYS.

124. In accordance with the Corporation Resolution No. 4313, dated the 7th October 1915, the following information regarding rolling stock has been obtained from the Bombay Electric Supply and Tramways Company for the year.

| | |
|--|--------------------------------|
| 4 double deck bogie cars carrying 104 passengers each. | |
| 10 single " " " " 60 " " | |
| 32 " " " " with trailers carrying 98 passengers each. | |
| 52 " " " " " " " " | 102 " " |
| 1 " " " " " " " " | 106 " " |
| 5 " " " " " " " " | 94 " " |
| 1 " " " single truck carrying " " | 40 " " |
| 6 double deck " with trailers " " | 101 " " |
| 25 single deck " " carrying " " | 32 " " |
| 42 " " trains " " " | 70 " " |
| 97 " " " " " " " | 78 " " |
| <hr/> 275 units carrying a total of | <hr/> 21,984 passengers. <hr/> |

PUBLIC LIGHTING.

I.—Gas Lamps.

Gas Lighting.

125. The total number of gas burners in the City at the end of March 1922 was 7,322, both high and low pressure as detailed below. It shows an increase of 141 burners (22 low pressure *plus* 119 high pressure) over last year's number.

| Ward. | Low Pressure Gas Burners. | | | | | | | | | | High Pressure Gas Burners. | | | | | | | | Grand Total. | | |
|-----------|---------------------------|-----------------|-----------------|--------------------|--------------------|---------------------------------|-----------------|-----------------|-----------------|--------|----------------------------|--|--|--|------------------------------|--|-----|-------|--------------|------------------------------|--|
| | Upright 'C' Burners. | | | | | Inverted (Bombay Type) Burners. | | | | | Total Low Pressure lamps. | 300 C. P. lamps (single burner) to burn whole night. | | | | 500 C. P. lamps (single burner) to burn whole night. | | | | Total High Pressure Burners. | |
| | Single Burners. | Double Burners. | Triple Burners. | Quadruple Burners. | Quintuple Burners. | Total. | Single Burners. | Double Burners. | Triple Burners. | Total. | | 1,000 C. P. lamps (double burners) one burner only to burn after midnight. | 1,500 C. P. lamps (triple burners) one burner only to burn after midnight. | 3,000 C. P. lamps (triple burners) one burner only to burn after midnight. | Total High Pressure Burners. | | | | | | |
| 1 | 2 | 3 | 4 | 5 | 6 | 7 | 8 | 9 | 10 | 11 | 12 | 13 | 14 | 15 | 16 | 17 | 18 | 19 | | | |
| A | 618 | 16 | .. | 7 | 4 | 698 | 498 | 114 | 11 | 759 | 1,457 | 14 | 4 | 16 | 37 | 1 | 164 | 1,621 | | | |
| B | 683 | .. | .. | .. | .. | 683 | 1 | 53 | 2 | 113 | 796 | | 26 | | | | 26 | 822 | | | |
| C | 711 | .. | .. | .. | .. | 711 | 86 | 59 | 17 | 205 | 916 | | | .. | | | .. | 916 | | | |
| D | 792 | .. | .. | .. | .. | 792 | 186 | 37 | 21 | 323 | 1,115 | 2 | 5 | 11 | * 35 | 1 | 101 | 1,216 | | | |
| E | 1,161 | 4 | .. | .. | .. | 1,169 | 111 | 84 | 5 | 294 | 1,468 | | | | | | .. | 1,463 | | | |
| F | 287 | .. | .. | .. | .. | 287 | 57 | 25 | 16 | 155 | 442 | | | | | | .. | 442 | | | |
| G | 347 | .. | .. | .. | .. | 347 | 39 | 228 | .. | 495 | 842 | | | | | | .. | 842 | | | |
| Total ... | 4,599 | 20 = 40 | .. | 7 = 28 | 4 = 20 | 4,687 | 928 | 600 = 1200 | 72 = 216 | 2,344 | 7,031 | 16 | 35 | 27 = 54 | 72 = 180 | 2 = 6 | 291 | 7,322 | | | |

II.—Electric Lamps.—There are 16-1,000 C. P. , 21-500 C. P. and 22-200 C. P. electric lamps at various junctions.

* Eighteen of these have one burner only, subsidiary lamps of 300 C. P. and 500 C. P. being fitted to burn after midnight.

126. The total expenditure on Gas Lighting amounted to Rs. 4,20,279 and that of maintaining the electric lamps at the various junctions Rs. 9,200.

Kerosene Oil Lamps.

127. The total number of kerosene oil lamps in the City at the end of the year under report was 672 ordinary and 164 oil pressure, as detailed below:—

| Ward. | No. of ordinary oil lamps. | No. of incandescent oil pressure lamps 500 C. P. "Aladdin" type. | REMARKS. |
|-----------|----------------------------|--|----------|
| B | 104 | | |
| C | 31 | 4 | |
| D | 86 | | |
| E | 90 | | |
| F | 142 | 104 | |
| G | 219 | 56 | |
| Total ... | 672 | 164 | |

128. The total number of ordinary oil lamps (Simla Pattern burners) was 1,184 last year. Of these 518 were displaced and 6 newly put (giving a total of 672) as detailed below:—

Displaced Lamps.

1 lamp in B Ward discontinued on account of railway operations near Masjid Station.

3 lamps in D Ward at Chikalwadi were handed over to the Road Department for maintenance.

Displaced by gas lamps { 2 lamps in D Ward at Kelewadi.
2 " E " Mahomedan Street.
16 " E " Frere Bunder (Bombay Port Trust Road).

Displaced by "Aladdin" lamps { 334 " at various roads in F Ward.
160 " " " G "

Total ... 518

Lamps Newly Erected.

5 lamps at Nesbit Road extension.

1 " " Newland Road.

Total ... 6

129. The total cost of the kerosene oil lighting amounted to Rs. 37,850-9-8 which gives a rate of Rs. 57 per lamp per annum and that for incandescent lamps Rs. 327-12-0 per annum.

130. The apparent increase in the cost of maintenance of the kerosene oil lamps is due to the lamps being displaced from time to time. To work out the cost of maintenance the number of lamps existing at the end of February 1922 has been taken as a basis.

PRIVATE BUILDING CONSTRUCTION.

(Including set-backs).

131. The number of applications received under Section 337 for the erection of new buildings and under Section 342 for alterations to existing buildings, during the year under report, as compared with those received during the preceding four years is as follows:—

| Year. | Under Section 337. | Under Section 342. | Total number of buildings dealt with. | Total number of applications. |
|---------|--------------------|--------------------|---------------------------------------|-------------------------------|
| 1917-18 | 1,050 | 987 | 2,037 | 3,105 |
| 1918-19 | 668 | 601 | 1,269 | 2,668 |
| 1919-20 | 1,055 | 692 | 1,747 | 3,556 |
| 1920-21 | 1,021 | 601 | 1,622 | 3,287 |
| 1921-22 | 935 | 592 | 1,527 | 3,211 |

132. Two or more modified proposals are generally received in connection with one and the same building; hence the difference between the figures in the last two columns of the above table.

133. The majority of the plans received were conditionally approved.

SERVANTS OF INDIA SOCIETY'S
BRANCH LIBRARY
BOMBAY

Set-backs.

134. The following is a comparative statement of the amounts expended on set-backs from 1903-04 to 1921-22:—

| Year. | Paid from Capital. | Paid from Revenue. | Total. |
|---------|--------------------|--------------------|----------------|
| | Rs. a. p. | Rs. a. p. | Rs. a. p. |
| 1903-04 | | 1,12,128 7 5 | 1,12,128 7 5 |
| 1904-05 | | 1,48,751 15 5 | 1,48,751 15 5 |
| 1905-06 | 79,736 0 2 | 1,57,747 15 7 | 2,37,483 15 9 |
| 1906-07 | 1,90,118 7 11 | 1,18,347 2 8 | 3,08,465 10 7 |
| 1907-08 | 1,53,791 11 10 | 1,00,000 0 0 | 2,53,791 11 10 |
| 1908-09 | 3,98,183 1 5 | 1,00,000 0 0 | 4,98,183 1 5 |
| 1909-10 | 2,92,501 2 2 | 1,00,000 0 0 | 3,92,501 2 2 |
| 1910-11 | 1,54,672 1 10 | 1,00,000 0 0 | 2,54,672 1 10 |
| 1911-12 | 2,41,054 1 2 | 1,11,313 0 0 | 3,52,367 1 2 |
| 1912-13 | 2,10,729 9 1 | 1,14,894 0 0 | 3,25,623 9 1 |
| 1913-14 | 2,21,745 13 7 | 1,01,663 1 9 | 3,23,408 15 4 |
| 1914-15 | 4,34,918 10 5 | 1,09,199 10 1 | 5,44,118 4 6 |
| 1915-16 | *6,03,819 0 4 | 1,05,684 8 1 | 7,09,503 8 5 |
| 1916-17 | 96,173 3 11 | 1,22,699 8 2 | 2,18,872 12 1 |
| 1917-18 | 12,277 8 8 | 1,59,595 15 3 | 1,78,873 7 11 |
| 1918-19 | 2,05,566 2 1 | 1,46,561 3 5 | 3,52,127 5 6 |
| 1919-20 | 2,90,531 5 11 | 1,28,517 15 6 | 4,19,049 5 5 |
| 1920-21 | 1,51,295 12 9 | 1,04,158 0 9 | 2,55,453 13 6 |
| 1921-22 | 3,17,488 10 10 | 1,93,059 0 1 | 5,10,547 10 11 |

*Inclusive of Rs. 3,57,682-2-3 on account of the unadjusted charges for 1915-16 and previous years

135. The liability outstanding for land sanctioned to be acquired for set-backs amounted Rs. 10,70,251-12-3.

136. Proposals were submitted for changing the regular lines of the following streets :—

1. Cruickshank Road from Carnac Road to the road between St. Xavier College and the Elphinstone High School.
2. Dadar-Kumbharwada Road.
3. Mazagaon Road from Nesbit Road to Mount Road and Love Lane.
4. At the corners of Gowalia Tank Road, Grant Road, Frere Bridge, Gamdevi Road and Girgaon Road.
5. Warden Road between Peddar Road and Tardeo Road.
6. Pydhoni Road Junction with Bapu Khote Street and Banian Road.
7. Apollo Street from Forbes Street to Dalal Street.
8. Home Street between Waudby Road and Marzban Road.

137. The work of marking the regular lines of the streets and recording other information relating thereto on the new land survey sheets continues.

Enforcement of Building Regulations.

138. 1,110 summonses were issued against house-owners under various Sections of the Municipal Act with the result shown in the following statement :—

| Sections of the Municipal Act. | Number of prosecutions. | Number of cases withdrawn on compliance with requirements. | Number of cases in which parties were warned and discharged. | Number of convictions | Number of postponements falling during the year 1922-23. | Fines. |
|--------------------------------|-------------------------|--|--|-----------------------|--|-----------|
| | | | | | | Rs. a. p. |
| 246 A | 1 | | 1 | .. | | |
| 231 | 2 | 1 | | 1 | | 3 0 0 |
| 297 (3) | 23 | 7 | 3 | 13 | | 275 0 0 |
| 308 | 74 | 31 | 3 | 39 | 1 | 580 0 0 |
| 312 | 4 | 1 | 1 | 2 | | 55 0 0 |
| 322 | 51 | 39 | 12 | .. | | |
| 329 | 2 | 1 | 1 | .. | | |
| 337 | 149 | 36 | 46 | 61 | 6 | 888 0 0 |
| 342 | 141 | 49 | 26 | 62 | 4 | 1,633 0 0 |
| 344 A | 4 | | 1 | 3 | | 70 0 0 |
| 347 A | 2 | | 2 | .. | | |
| 349 | 20 | 3 | 8 | 8 | 1 | 113 0 0 |
| 349 A & 349 B | 1 | 1 | | .. | | |
| 349 B | 13 | 8 | 2 | 2 | 1 | 215 0 0 |
| 349 D | 33 | 19 | | 6 | 8 | 115 0 0 |
| 353 | 37 | 11 | 16 | 7 | 3 | 135 0 0 |
| 353 A | 200 | 57 | 50 | 87 | 6 | 1,772 0 0 |
| 354 | 343 | 118 | 48 | 142 | 35 | 3,724 0 0 |
| 378 | 5 | 2 | 1 | 1 | 1 | 30 0 0 |
| By-law 40 | 3 | | | 2 | 1 | 50 0 0 |
| 304 (1) | 2 | 1 | 1 | .. | | |
| Total .. | 1,110 | 385 | 222 | 436 | 67 | 9,658 0 0 |

139. One notice was issued under Section 378 of the Municipal Act for the improvement of insanitary buildings, which is pending at the close of the year.

140. The 5 cases under Section 378 which were pending at the end of the previous year were all complied with.

141. 492 notices were issued under Section 354 of the Municipal Act for the removal of unsafe structures. Out of these 312 were complied with and the remaining 180 were pending at the close of the year.

142. Out of the 147 notices under Section 354 which were pending at the close of the previous year 121 were complied with and 26 were still pending at the close of the year.

143. 30 buildings or portions thereof fell during the year. There were no casualties in 22 cases and in the remaining 817 persons were injured and 14 were killed.

144. Action was taken under Section 349 of the Municipal Act in 94 cases for the summary removal of huts or walls thereof made of inflammable materials. Out of these 82 were complied with and the remaining 12 were pending at the close of the year.

145. The 63 cases under Section 349 which were pending at the close of the previous year were all complied with during the year.

146. Applications were made to the Standing Committee for the removal of unauthorized works in 8 cases, in four of these the work was removed by the parties, in one case work was removed by the Municipality and the remaining three cases were pending at the close of the year.

147. Out of the 6 cases which were pending at the close of the previous year in 3 cases the work was removed by the parties and the remaining 3 were still pending at the close of the year.

Floor Area of Tenements.

148. During the year under report 1,404 buildings were surveyed with a view to registering their floor area. This brings the total number of buildings surveyed since the commencement of this work in the year 1914 to 9,342. The following statement shows the increase or decrease in the floor area of tenements in new and altered buildings in the City:

149. Statement showing the increase or decrease in the class and floor area of tenements in new and altered buildings completed during the year 1921-22.

| Ward. | DESCRIPTION. | Shops. | | Godowns. | | Residence. | | | | | | REMARKS. | | | |
|-------|---|--------|-------------|----------|-------------|--------------------|-------------|---------------------|-------------|------------------|-------------|----------|---------------------|-------------|--|
| | | | | | | One room tenement. | | Two rooms tenement. | | Larger tenement. | | | Servants' Quarters. | | |
| | | No. | Floor area. | No. | Floor area. | No. | Floor area. | No. | Floor area. | No. | Floor area. | | No. | Floor area. | |
| | | | Sq. yd. | | Sq. yd. | | Sq. yd. | | Sq. yd. | | Sq. yd. | | Sq. yd. | | |
| A | Total floor area of buildings "after" they are altered or newly built ... | 21 | 1,454 | 22 | 2,951 | 16 | 322 | ... | ... | 232 | 8,261 | 38 | 554 | | |
| | Do. do. "before" do. do. ... | 5 | 691 | 6 | 485 | 4 | 75 | ... | ... | 43 | 1,268 | 2 | 22 | | |
| | Total increase in floor area of buildings in A Ward ... | 16 | 763 | 16 | 2,466 | 12 | 147 | ... | ... | 189 | 6,993 | 36 | 532 | | |
| B | Total floor area of buildings "after" they are altered or newly built ... | 35 | 1,246 | 41 | 6,064 | 32 | 533 | 16 | 159 | 231 | 7,376 | 3 | 34 | | |
| | Do. do. "before" do. do. ... | 26 | 912 | 17 | 772 | ... | ... | ... | ... | 273 | 5,039 | ... | ... | | |
| | Total increase in floor area of buildings in B Ward ... | 9 | 334 | 24 | 5,292 | 32 | 533 | 16 | 159 | 42 | 2,337 | 3 | 34 | | |
| C | Total floor area of buildings "after" they are altered or newly built ... | 57 | 1,359 | 32 | 1,014 | 161 | 2,886 | 67 | 1,105 | 410 | 10,536 | 2 | 12 | | |
| | Do. do. "before" do. do. ... | 43 | 967 | 19 | 765 | ... | ... | 26 | 561 | 453 | 8,913 | ... | ... | | |
| | Total increase in floor area of buildings in C Ward ... | 14 | 392 | 13 | 249 | 161 | 2,886 | 41 | 554 | 43 | 1,623 | 2 | 12 | | |
| D | Total floor area of buildings "after" they are altered or newly built ... | 59 | 2,150 | 32 | 2,705 | 150 | 2,783 | 202 | 3,533 | 1513 | 42,306 | 135 | 1,868 | | |
| | Do. do. "before" do. do. ... | 3 | 59 | 6 | 1,197 | 5 | 74 | ... | ... | 467 | 14,477 | 25 | 395 | | |
| | Total increase in floor area of buildings in D Ward ... | 56 | 2,091 | 26 | 1,508 | 145 | 2,709 | 202 | 3,533 | 1046 | 27,829 | 110 | 1,473 | | |
| E | Total floor area of buildings "after" they are altered or newly built ... | 113 | 2,863 | 76 | 13,455 | 146 | 1,906 | 78 | 1,225 | 806 | 18,455 | 30 | 367 | | |
| | Do. do. "before" do. do. ... | 40 | 585 | 14 | 3,095 | 78 | 956 | 28 | 420 | 229 | 4,124 | ... | ... | | |
| | Total increase in floor area of buildings in E Ward ... | 73 | 2,277 | 62 | 10,360 | 68 | 950 | 50 | 605 | 577 | 14,331 | 30 | 367 | | |

| Ward. | DESCRIPTION. | Shops. | | Godowns. | | Residence. | | | | | | | | REMARKS. | |
|--------|--|--------|-------------|----------|-------------|--------------------|-------------|---------------------|-------------|------------------|-------------|---------------------|-------------|----------|--|
| | | | | | | One room Tenement. | | Two rooms Tenement. | | Larger Tenement. | | Servants' Quarters. | | | |
| | | No. | Floor area. | No. | Floor area. | No. | Floor area. | No. | Floor area. | No. | Floor area. | No. | Floor area. | | |
| | | | Sq. yd. | | Sq. yd. | | Sq. yd. | | Sq. yd. | | Sq. yd. | | Sq. yd. | | |
| F | Total floor area of buildings "after" they are altered or newly built ... | 17 | 382 | 7 | 7,643 | 146 | 2,513 | ... | ... | 41 | 2,351 | 3 | 48 | | |
| | Do. do. "before" do. do. ... | 6 | 135 | ... | ... | ... | ... | ... | ... | ... | ... | ... | ... | | |
| | Total increase in floor area in buildings in F Ward. | 11 | 247 | 7 | 7,643 | 146 | 2,513 | ... | ... | 41 | 2,351 | 3 | 48 | | |
| G | Total floor area of buildings "after" they are altered or newly built ... | 67 | 1,466 | 41 | 7,727 | 609 | 10,082 | 232 | 5,434 | 160 | 5,604 | 15 | 173 | | |
| | Do. do. "before" do. do. ... | 9 | 172 | 6 | 1,878 | 7 | 70 | 4 | 90 | 39 | 3,255 | 7 | 82 | | |
| | Total increase in floor area in buildings in G Ward. | 58 | 1,294 | 35 | 5,849 | 602 | 10,012 | 228 | 5,344 | 121 | 2,349 | 8 | 91 | | |
| A to G | Total floor area of buildings "after" they are altered or newly built ... | 369 | 10,919 | 251 | 41,559 | 1260 | 20,925 | 695 | 11,256 | 3393 | 94,779 | 226 | 3,056 | | |
| | Do. do. "before" do. do. ... | 132 | 3,521 | 68 | 8,492 | 94 | 1,175 | 58 | 1,061 | 1504 | 37,076 | 34 | 499 | | |
| | Total increase in floor area of buildings in all Wards excluding City Improvement Trust plots. | 237 | 7,398 | 183 | 33,067 | 1166 | 19,750 | 637 | 10,195 | 1889 | 57,703 | 192 | 2,557 | | |
| | Total increase of floor area of buildings on City Improvement Trust plots ... | 177 | 4,710 | 50 | 4,759 | 689 | 12,626 | 236 | 6,927 | 273 | 23,467 | 81 | 1,340 | | |
| | Grand Total showing the increase in floor area of buildings in the whole City of Bombay. | 414 | 12,108 | 233 | 37,826 | 1855 | 32,316 | 873 | 17,122 | 2162 | 81,170 | 273 | 3,897 | | |

| Miscellaneous increase of floor area of buildings in all the Wards A to G. | No. | Floor area. |
|--|------------|-----------------|
| I Public buildings, offices, schools, printing presses, clubs, hostels, cinema, theatres, &c., &c. ... | 192 | 17,926 |
| II Motor garages, coach houses and horse-stalls ... | 263 | 14,871 |
| III Milch cattle stables and bullock stables ... | 16 | 809 |
| IV Mills, factories, workshops, tanneries, &c. ... | 111 | 62,266 |
| V Temples, mosques, durgas, Jamatkhanas, &c. ... | 21 | 3,026 |
| VI Sheds for shops, godowns and for human habitation ... | 32 | 8,489 |
| Total of miscellaneous increase of floor area in all Wards excepting C. I. T. plots ... | 635 | 107,387 |
| Do. do. on C. I. T. Plots ... | 85 | 2,697 |
| | <u>720</u> | <u>1,10,084</u> |

INSPECTION OF STAIRCASES.

150. 580 buildings in B and C Wards were inspected during the year with a view to ascertain whether the means of egress were sufficient to allow of safe exit in the event of fire as required by Section 349 D of the Municipal Act. Notices were issued in 186 cases, out of which 49 were complied with, and the remaining 137 were pending at the close of the year; and in 80 cases the staircases have been rendered fire-proof by the house-owners at the suggestion of this office.

151. In all 1,721 notices were issued under the following Sections of the Municipal Act :—

| Section. | Number of Notices. |
|-----------|--------------------|
| 299 | 44 |
| 305 | 19 |
| 308 | 216 |
| 311 | 5 |
| 329 | 14 |
| 349 | 94 |
| 349 D | 186 |
| 351 | 36 |
| 351 (2) | 10 |
| 353 | 265 |
| 354 | 492 |
| 354 A | 224 |
| 378 | 1 |
| 488 | 115 |
| Total ... | <u>1,721</u> |

Repairs to Municipal Buildings, Plague Measures, &c.

152. The building and repairs works entrusted to the Annual Repairs and Petty Work Contractor during the year amounted to Rs. 1,60,761-14-0.

153. The Painting Works entrusted to the Painting Contractor during the year amounted to Rs. 46,295-2-9.

Plague Measures taken during the year 1921-22.

154. The following Health Camps were erected on the Municipal land at a cost of Rs. 2,380 and were provided with latrines and water supply, &c., at Municipal expense :—

| | <i>No. of Rooms.</i> | | | |
|------------------------------|----------------------|-----|-----|-----------|
| Colaba 2nd Koli Lane | ... | ... | ... | 10 |
| Annesley Road | ... | ... | ... | 30 |
| Mahim Garden | ... | ... | ... | 30 |
| Total Number of Rooms | ... | ... | ... | <u>70</u> |

155. The Health Camps which existed at the undermentioned places in the previous years were maintained at Municipal expense during the year under report :—

| <i>Semi-permanent Health Camps.</i> | <i>No. of Rooms.</i> | | | |
|---|----------------------|-----|-----|------------|
| 2nd Koli Lane Colaba | ... | ... | ... | 20 |
| Suklaji Street | ... | ... | ... | 20 |
| Chinchpokli | ... | ... | ... | 100 |
| Mahim Station | ... | ... | ... | 37 |
| Total Number of Semi-permanent Rooms | ... | ... | ... | <u>177</u> |

156. The total cost of repairing and maintaining these camps amounted to Rs. 3,076-6-5.

I have the honour to be,

Sir,

Your most obedient servant,

T. K. RODDAN,

Executive Engineer.

WATER WORKS.

REPORT OF THE HYDRAULIC ENGINEER.

Tansa Lake.

The total rainfall for the year measured near the outlet from the Lake was 100·40 inches or 8·5 per cent. over the average for the preceding five years.

Rain fell on 94 days and the intensity exceeded one inch per day on 29 occasions, two inches per day on 13 occasions and four inches per day on 6 occasions. The intensity in each case was measured over a period of 24 hours.

The Lake commenced to overflow (at R.L. 414·50) on the 28th July when the rainfall amounted to 40 inches and continued to overflow until the 15th October. The total quantity of water that passed over the waste weir was 36,681 million gallons.

The total quantity of water discharged from the Lake into the Duct was 14,168 million gallons out of which 11,508 million gallons were received in the City, the balance of 2,660 million gallons being lost by evaporation and leaking en route.

The loss of water from the Lake through supply, evaporation, leakage and absorption between 1st April and 31st May was 3,553 million gallons and between 1st November and 31st March 8,638 million gallons, making a total of 12,191 million gallons for 212 days or an average of 57½ million gallons per day.

The average loss of water by evaporation measured during the dry months was ·196 inches per day equivalent to 18 million gallons per day.

The lowest level to which the water was drawn before the break of the monsoon was 400 feet above T.H. D., leaving 20 feet or 14,229 million gallons above the level of the lowest outlet.

The total visible leakage along the Duct between Tansa and Ghatkoper, measured at the close of the year was 2 million gallons per day.

There were 5 bursts on the 48" Cast Iron Syphon during the year:—two on Syphon No. 6 on 6th and 7th May 1921 respectively, one on Syphon No. 3 on the 10th May 1921, one on Syphon No. 5 on 30th May 1921 and one on Syphon No. 8 on 22nd March 1922.

Analysis of the Tansa water was made fortnightly throughout the year and the results showed that the water was at all times free from dangerous pollution and fit for potable purpose.

Tulsi Lake.

The total rainfall for the year measured near the outlet from the Lake was 126·14 inches or 32·45 per cent. over the average for the preceding five years.

Rain fell on 98 days and the intensity exceeded one inch per day on 26 occasions, and two inches per day on 16 occasions, the intensity in each case being measured over a period of 24 hours.

The Lake commenced to overflow (R.L. 456·50) on the 20th August when the rainfall amounted to 108·65 inches and continued to overflow until 30th September. The total quantity that passed over the waste weir into the Vehar Lake was 531 million gallons.

The total quantity of water discharged from the Lake and received in the City and Suburbs was 1,616 million gallons or an average of 4·42 million gallons per day.

The loss of water from the Lake through supply, evaporation, leakage and absorption between 1st April and 31st May was 250 million gallons and between 1st November and 31st March 1,059 million gallons, making total of 1,309 million gallons for 212 days or an average of 6·17 million gallons per day.

The average loss of water by evaporation measured during the dry months was 17 inches per day equivalent to 4/5 million gallons per day.

The lowest level to which the water was drawn before the break of monsoon was 416.58 feet above T. H. D., leaving 18.83 feet or 137 million gallons above the level of the lowest outlet.

There were no bursts or interruptions in the Tulsi supply during the year.

Analysis of the Tulsi water was made fortnightly throughout the year and the result showed that the water was at all times free from dangerous pollution and fit for drinking purposes.

In spite of continued sickness among the staff, fair progress has been made with the work of constructing Mechanical filters at Tulsi. The whole work is expected to be completed and the filters brought into use during the ensuing year.

Vehar Lake.

The total rainfall for the year measured near the outlet from the Lake was 104.90 inches or 30 per cent. over the average for the preceding five years.

Rain fell on 100 days and the intensity exceeded one inch per day on 29 occasions and two inches per day on 15 occasions, the intensity in each case being measured over a period of 24 hours.

The Lake did not overflow during the year, the highest level was 256.08 T. H. D. or 8.42 feet below overflow level. This level was reached on 29th September when the rainfall amounted to 104.38 inches. The Lake at this level contains 6,173 million gallons or about 2/3rds of the contents of the Lake when full.

The total quantity of water discharged from the Lake and received in the City and Suburbs was 2,770 million gallons or an average of 7.58 million gallons per day.

The loss of water from the Lake through supply, evaporation, leakage and absorption between 1st April and 31st May was 494 million gallons and between 1st November and 31st March 2,298 million gallons making a total of 2,792 million gallons for 212 days or an average of 13.16 million gallons per day.

The average loss of water by evaporation measured during the dry months was 17 inches per day, equivalent to 3.57 million gallons per day.

The lowest level to which the water was drawn before the break of the monsoon was 231.52 feet above T. H. D., the lowest level on record, leaving only 1 foot or 174 million gallons above the level of the lowest outlet.

There were no bursts or interruptions in the Vehar supply during the year.

Analysis of the Vehar Water was made fortnightly throughout the year and the result showed that the water was at all times free from dangerous pollution and fit for drinking purposes.

Powai Lake.

The total rainfall for the year measured near the outlet from the Lake was 103.18 inches or 35 per cent. over the average for the preceding five years.

Rain fell on 100 days and the intensity exceeded one inch per day on 30 occasions two inches per day on 15 occasions and four inches per day on 2 occasions. The intensity in each case was measured over a period of 24 hours.

The Lake commenced to overflow (at R.L. 195.00 T. H. D., the level to which the dam has now been raised) on the 24th July when the total rainfall amounted to 66.67 inches and continued to overflow until the 15th October.

All works in connection with the scheme for utilizing the water from this lake have been completed but the lake could not be brought into use owing to the delay on the part of the Contractors Messrs. Jessop & Co. of Calcutta in erecting the filter equipment. The works as carried out by the Municipality comprise the raising of the main and subsidiary dams, constructing an engine house in which two sets of 100 B. H. P. Campbell Oil engines and 12" Gwynn's Centrifugal Pumps, each capable of dealing with 3 million gallons per day, have been installed by Messrs. Macbeth Bros. of Bombay, for raising the water from the lake to the filters constructed at Vehar. The filters consisting of five units are of the Patterson rapid filter type and will form part of the Vehar filter scheme when this extension is undertaken. Quarters to accommodate the staff for working the Powai engines and filters, as also the Tulsi filters are now under construction at Vehar and the old Powai Road which has been submerged by the raising of the level of the lake is being diverted. The Powai Scheme which was originally proposed to be developed by the Municipality for supplying 2 million gallons of water per day, to Government for use in Salsette, is now being incorporated with the Bombay City supply, the Corporation having since agreed to supply Government with water to that extent from either the Tulsi or Vehar mains.

Maintenance Works.

There were 36 bursts during the year, viz :—

| No. | |
|-----|--------------------|
| 19 | 3" diameter pipes. |
| 7 | 4" " |
| 1 | 7" " |
| 1 | 12" " |
| 1 | 27" " |
| 1 | 32" " |
| 1 | 36" " |
| 5 | 48" " |

The number of water connections made during the year was 727 including branch connections. Connections cut off for various reasons numbered 68 of which 34 were restored. The net increase therefore in the number of connections is 693. The total number of connections now stands at 27,998. The total number of Municipal meters at present in use is 1,996.

The total number of disconnection orders submitted to the Standing Committee from time to time during the year was 269 against 129 last year. All these were sanctioned by the Municipal Commissioner and the Standing Committee and have been dealt with as follows :—

| | |
|---|-----|
| (1) Disconnections not enforced owing to the requirements having been complied with | 201 |
| (2) Disconnections enforced | 68 |
| (3) Connections restored on compliance with Municipal requirements | 34 |
| (4) Connections remaining unrestored | 34 |

Waste Prevention.

Waste prevention operations were continued throughout the year with the result that 55,246 defects were found and repaired ; of these 14,908 were underground and 40,338 above-ground defects.

The total length of water mains tested for leakage by Deacon's meters was 256 miles.

The total length of mains of all sizes sounded during the year under report was 186 miles and 1,122 feet.

The number of defect notices issued during the year was 13,550.

Particulars of defects detected and remedied, the number of diagrams taken and the wastage checked during the year are given in the attached statement.

Statement of Defects found on Mains and Service Pipes during the year 1921-22.

| Month. | | No. of Diagrams taken. | Total leakage discovered and arrested in gallons per hour. | DEFECTS. | | | | | | | | | | | | | | | | | | | | |
|-------------|-----|------------------------|--|---------------|---------|----------------|-----------|----------------|------------|-----------------------------|------------|------------------------------------|---------------|---------------|------------|----------------|---------------|------------------------|----------------------|----------------|--------------------|-----------------------------------|----------------|--|
| | | | | Under Ground. | | | | | | | | | Above Ground. | | | | | | | | | | | |
| | | | | Mains. | | Sluice valves. | Hydrants. | Service pipes. | Stop taps. | Disconnected service pipes. | | Miscellaneous holes in mains, etc. | Bib Taps. | | | Service pipes. | | Ball Valves and Tanks. | | | Stop Taps leaking. | Meter Coupl. Flanges, Holes, etc. | Miscellaneous. | |
| | | | | Bursts. | Joints. | | | | | Fer-rule leak. | Pipe leak. | | Re-washed. | Out of order. | Left open. | Leaking. | With-out Tap. | B. V. out of order. | Tanks without B. Vs. | Tanks leaking. | | | | |
| 1921. | | | | | | | | | | | | | | | | | | | | | | | | |
| April | ... | 47 | 136,466 | 2 | 24 | 198 | 871 | 176 | 32 | ... | 2 | 17 | 1,074 | 1,089 | 58 | 363 | 221 | 113 | 12 | 17 | 258 | 30 | 60 | |
| May | ... | 51 | 184,120 | 6 | 38 | 159 | 636 | 192 | 37 | 8 | 1 | 21 | 1,120 | 892 | 37 | 830 | 129 | 51 | 13 | 20 | 232 | 62 | 54 | |
| June | ... | 77 | 156,024 | 1 | 40 | 182 | 418 | 244 | 48 | 3 | .. | 13 | 1,432 | 1,047 | 18 | 852 | 148 | 89 | 18 | 28 | 206 | 28 | 45 | |
| July | ... | 84 | 151,607 | 3 | 15 | 169 | 347 | 238 | 42 | 5 | 1 | 17 | 1,482 | 983 | 31 | 428 | 128 | 113 | 11 | 35 | 122 | 31 | 42 | |
| August | ... | 75 | 168,580 | 4 | 68 | 180 | 377 | 311 | 42 | 5 | 5 | 22 | 1,395 | 953 | 10 | 401 | 113 | 366 | 100 | 46 | 169 | 34 | 55 | |
| September | ... | 75 | 184,219 | 3 | 48 | 200 | 579 | 290 | 50 | 8 | 2 | 13 | 1,384 | 945 | 20 | 439 | 96 | 362 | 75 | 41 | 229 | 28 | 46 | |
| October | ... | 62 | 154,350 | 3 | 30 | 233 | 800 | 208 | 49 | 10 | 2 | 20 | 1,257 | 964 | 16 | 461 | 77 | 278 | 114 | 33 | 260 | 26 | 29 | |
| November | ... | 59 | 192,315 | 1 | 74 | 138 | 890 | 298 | 49 | 1 | 9 | 16 | 1,114 | 887 | 14 | 378 | 74 | 171 | 67 | 24 | 243 | 19 | 41 | |
| December | ... | 73 | 203,817 | 5 | 47 | 165 | 864 | 284 | 47 | 1 | ... | 11 | 1,331 | 1,027 | 9 | 412 | 29 | 205 | 41 | 21 | 218 | 12 | 27 | |
| 1922. | | | | | | | | | | | | | | | | | | | | | | | | |
| January | ... | 58 | 210,353 | 2 | 60 | 138 | 868 | 334 | 42 | 5 | ... | 3 | 1,229 | 1,041 | 9 | 435 | 64 | 166 | 29 | 52 | 200 | 15 | 27 | |
| February | ... | 58 | 188,013 | 4 | 32 | 150 | 663 | 293 | 57 | 6 | 6 | 6 | 1,185 | 941 | 1 | 350 | 47 | 130 | 26 | 16 | 205 | 8 | 23 | |
| March | ... | 60 | 235,985 | 2 | 37 | 162 | 926 | 373 | 46 | 3 | 3 | 25 | 1,164 | 893 | 7 | 312 | 78 | 164 | 26 | 6 | 196 | 25 | 28 | |
| Total | | 779 | | 36 | 513 | 2,064 | 8,178 | 3,321 | 536 | 45 | 31 | 184 | 15,057 | 11,702 | 230 | 4,661 | 1,218 | 2,218 | 532 | 343 | 2,588 | 318 | 457 | |
| Grand Total | | ... | 2,115,318 | 14,008 | | | | | | | | | 40,338 | | | | | | | | | | 55,246 | |

Distribution and Service Mains.

In connection with the renewal and replacement of the existing water mains and the laying of additional water mains, the works mentioned in the attached statement were carried out during the year.



Distributing and service mains laid during 1921-22.

| Ward. | Locality. | Size of main replaced. | Size of main laid. | Length in feet laid during the year. | Remarks. |
|-------|--|------------------------|---|--------------------------------------|----------|
| B | Dongri Street... .. | 12" & 14" | 18" | 1,214 Feet. | |
| B | do. | 9" | 15" | 205 " | |
| B | Bhandari Street | 3" | 5" | 1,222 " | |
| B | Chinchbunder Road | 4" | 5" | 25 " | |
| B | Do. do. | New | 5" | 270 " | |
| B | Frere Road | 12" | 24" | 310 " | |
| B | Masjid Siding Road i.e. the new 20' Road (to be constructed by the G. I. P. Ry.) .. | 5" | 5" | 675 " | |
| C | Junction of Bapty Road and Grant Road in connection with Kumbharwada Street. | New | 9" | 95 " | |
| C | 1st Pathan Street | 3" | 5" | 763 " | |
| C | 2nd do. | 3" | 5" | 748 " | |
| C | Mutton Street | 3" | 5" | 1,125 " | |
| C | Northbrook Street | 3" | 5" | 775 " | |
| C | Bapu Khote Street | 3" | 5" | 50 " | |
| C | Kumbharwada Street | 3" | 5" | 1,583 " | |
| D | Sleater Road | 4" | 6" | 600 " | |
| D | Chowpatti Road | 4" | 5" | 590 " | |
| D | Falkland Road | 4" | 6" | 500 " | |
| D | Chikalwadi | New | 6" | 1,000 " | |
| D | Proctor Road | 4" | 6" | 1,206 " | |
| D | Bapty Road | 3" | 5" | 1,382 " | |
| D | Pawwalla Street | New | Fixing Hydrants (7 S. P. & 3 N. P. Hydrants). | | |
| D | Foras Road C. I. Trust | 3" | 6" | 1,238 Feet | |
| D | Balaram Street & Foras Road | New | 6" | 1,137 " | |
| D | Do. do. | " | 6" | 624 " | |
| D | Nesbit Road | 3" | 6" | 498 " | |
| E | Kamatipura 2nd Street | 3" | 6" | 895 " | |
| E | Do. 3rd Street | 4" | 6" | 555 " | |

| Ward. | Locality. | Size of main replaced. | Size of main laid. | Length in feet laid during the year. | Remarks. |
|-------|-------------------------------|------------------------|--------------------|--------------------------------------|----------|
| E | Kamatipura 4th Street | 3" | 6" | 460 Feet. | |
| E | Do. 5th Street | 3" | 6" | 900 " | |
| E | Do. 6th Street | 3" | 6" | 700 " | |
| E | Do. 7th Street | 3" | 6" | 850 " | |
| E | Do. 8th Street | 3" | 6" | 895 " | |
| E | Do. 9th Street | 3" | 6" | 890 " | |
| E | Do. 10th Street | 3" | 6" | 910 " | |
| E | Do. 11th Street | 4" | 6" | 875 " | |
| E | Do. 12th Street | 3" | 6" | 480 " | |
| E | Do. 13th Street | 3" | 6" | 1,400 " | |
| E | Do. 14th Street | 3" | 6" | 915 " | |
| E | Do. 15th Street | 3" | 6" | 400 " | |
| E | Ripon Road | New | 12" | 1,625 " | |
| E | Do. | New | 15" | 96 " | |
| E | Arthur Road | 3" | 6" | 1,217 " | |

| Ward. | Locality. | Size of main replaced. | Size of main laid. | Length in feet laid during the year. | Remarks. |
|-------|---|------------------------|-------------------------|--------------------------------------|----------|
| E | Arthur Road | New | 3" | 242 Feet. | |
| E | Varsova Street | 3" | 6" | 326 " | |
| E | Chinchpokli Road | 4" | 6" | 2,350 " | |
| E | Scheme No. 32 Road Nos. | New | 5" | 550 " | |
| | 12 and 3, East Agripada | " | 6" | 200 " | |
| F | Section No. 9A between | " | 9" | | |
| | Naigaum and Vincent Road | " | 6" | 5,900 " | |
| F | Parel Village Road | 4" | 6" | 1,640 " | |
| F | Parel Government Gate Road | New | 6" | 2,385 " | |
| F | Parel Village Road Bylane No. 1 | 3" | 6" | 408 " | |
| F | Do. do. No. 2 | 3" | 6" | 248 " | |
| F | Masjid Siding Road <i>i.e.</i> the new 20 feet Road (to be constructed by the G. I. P. Railway) | 5" | 5" | 675 " | |
| G | Elphinstone and Parbhadevi Markets | New | 3" & fixing 4 Hydrants. | 280 " | |
| .. | Mulund (Salsette) | " | 3" x 4" | 3,200 " | |

Service Reservoirs.

At Malabar Hill the work of increasing the storage capacity of the Reservoir, by means of an extension on the western side, was completed during the year. The whole area has been roofed over in concrete and a garden laid out. The site now forms one of the most beautiful public parks in the City in which monthly band performances were provided by the Corporation towards the close of the year. The pumping sets at the Reservoir worked efficiently throughout the year and have considerably relieved the situation as regards water shortage in the high level districts. Several minor improvements were made in the pumps and control at the Reservoir and the whole has been maintained in a satisfactory state of efficiency throughout the year.

The John Hay Grant Reservoir has also been maintained in an efficient condition. No new works were carried out at this Reservoir during the year, but plans and estimates for increasing the storage capacity and for the converting some of the old slow sand filters into a high level service reservoir have been prepared and have received the approval of the Corporation. These works will be taken in hand as soon as funds are available.

Financial.

The Budget grant for the maintenance of the Water Department for the year 1921-22 was Rs. 9,99,620 which with the lapsed grants renewed and with the transfers and additional grants sanctioned amounted to Rs. 12,05,787-10-10. The total expenditure incurred against this sum and paid for during the year amounted to Rs. 8,47,062-6-5, leaving an unexpended balance of Rs. 3,58,725-4-5 a portion of which will be renewed in 1922-23 to meet the liabilities incurred during the year:—

| | |
|--|--------|
| Number of cases disposed of | 3,700 |
| Number of vouchers received and passed | 2,755 |
| Number of departmental and private works bills prepared and forwarded | 450 |
| Number of references made to Inspectors for certificates on vouchers | 2,300 |
| Number of reports and certificates received from Inspectors (about) | 2,300 |
| Number of requisitions received and forwarded.. .. . | 2,365 |
| Number of notices issued in connection with defective pipes and fittings | 13,550 |
| Number of contracts executed | Nil. |
| Number of advices sent to the Chief Accountant | 2,209 |

TANSA COMPLETION WORKS.

Survey Work.—Extensive survey work was carried out during the year over a length of 45 miles between Tansa and Bandra for determining the alignment of the proposed pipe line and demarcating the boundaries of the land to be acquired. Detailed surveys were also made for the construction of a proposed tramway from Vasind to Mahap, another from Mulund to Pachpakhadi. A preliminary survey was also made for a distance of about 20 miles along the Vaiturna River to ascertain whether it could be used to supplement Tansa, a report upon which will be submitted early next year.

Land Acquisition.—Action was taken for the acquisition of the lands included in the survey work and required for the new pipe line, tramways, housing the Supervising Staff, store yards and also for Messrs. Braithwaite's factories at Vasind (now abandoned) and Mulund.

The boundaries of all lands have been demarcated but, possession of only a small area of private land has been given by Government, owing to the work of their Revenue Surveyors being incomplete. It is anticipated that the Revenue Survey will be completed before the coming monsoon and all the private lands come into Municipal possession during the next fair season. Possession of all forest and other Government lands has however been given. In the meantime works are progressing and lands entered upon under powers provided in Section 265 of the Municipal Act.

Tenders for (a) Constructing the Pipe Track and (b) for supplying and laying the 72" and 57" pipes were received on 26th July 1921. Those for (a) were placed before the Standing Committee on 31st August 1921 and that of Messrs. Tata Construction Company amounting to Rs. 66,59,139 accepted. Those for (b) were placed before the Standing Committee on 7th September and that of Messrs. Braithwaite and Company amounting to Rs. 2,56,83,256 accepted subject to certain conditions and modifications of the agreement. These modifications have formed the subject of consideration by the Municipal and Contractors' Solicitors and a mutual agreement was come to between them in March 1922 on which an amended agreement was placed before the Standing Committee on 29th March 1922 for approval.

Tenders for (c) the supply of Valves, (d) for the construction of a Bridge at Bandra to carry the water mains across Bandra Creek, (e) for strengthening the three Bridges at Kasheli to enable the additional water to be carried over the existing Municipal Bridges over the Bassein Creek and (f) for the supply of a temporary Pumping Plant were also received on 26th July 1921 and contracts duly entered into.

Bandra Bridge.—The Contract for building a Bridge at Bandra for carrying the new Tansa mains across Bandra Creek was placed with Messrs. The Indian Construction Co. who eventually withdrew their tender. Modifications in the design have subsequently been made and the site shifted to the westward owing to alterations to the B. B. & C. I. Railway south of Bandra Station and also to change of route of the pipe line from Tulsi Pipe Road to Lady Jamshedji Road ; in consequence of which it has been decided to build the Bridge departmentally.

Pipe Track.—The contractors for this work have concentrated their efforts on constructing as much embankment as possible during the current year for consolidation by the monsoon. This work is well in hand in almost every mile between Tansa and Marol. Great difficulty has been experienced in retaining labour owing to the continued prevalence of malaria throughout the whole length, this sickness never being absent on any section of this work at any time.

Steel Pipes.—Messrs. Braithwaite & Co. at first proposed to erect two factories for fabricating the steel pipes one at Vasind and the other at Bandra, and requested the Corporation to acquire the requisite land for them. The land for the factory at Vasind was acquired and a tramway thence to Mahap, where it joined the pipe track, was put in hand. They afterwards modified their proposals and decided to erect only one factory at Mulund. Works for the other two were stopped and land acquired for the one at Mulund. The steel framing for their factories is nearing completion and its shipment from England to Bombay is being arranged for. A siding from the G. I. P. Railway into the works at Mulund is in an advanced stage and there seems nothing to hinder continued progress.

Raising Tansa Dam.—This work consisting chiefly of 890,000 c. feet of masonry was commenced on 19th January 1921. Messrs. Teju Kava & Co., the Contractors, completed 650,000 c. feet by the end of the financial year under report.

New Outlet Well.—The contract for building a new outlet well at Tansa Dam was let to Messrs. The Deccan Land & Building Co. who, upto the end of the year, had not started any work of construction.

Tansa-Atgaon Road.—The work of constructing a metalled road from Atgaon to Tansa was completed by Messrs. The Tata Construction Co., and all culverts over nullas built by the end of December 1921 ; consolidation and rolling being left till next monsoon. This road can now be used for heavy transport at all times of the year.

Distribution System.—The British Pitometer Co. made a preliminary survey of the duties the trunk mains are performing throughout the City, resulting in the collection of very valuable information which will be made use of in remodelling the distribution system to deal with the increased water supply and improve the pressure.

Supervising Staff.—The appointment of a Supervising Staff consisting of three Resident Engineers and twelve Assistant Engineers was made towards the end of the year to superintend the carrying out of the various contracts comprised in the Tansa Completion Works. They have all worked with commendable zeal but sickness (chiefly malaria) among the Assistant Engineers made absence from duty frequent.

Prospective.—All the important contracts have now been entered into, and satisfactory progress made in all of them. There appears every likelihood of all of them being completed well within contract time.

FIRE BRIGADE.

I have the honour to submit my Annual Report on the working of the Brigade for the year 1921-1922.

Calls.—The number of calls received to fires or supposed fires during the year totalled 638 and resulted in 330 fires, 2 chimney fires, 152 false alarms and 12 calls to fallen buildings. Though there is an increase in the number of calls over last year there is a decrease of 25 in actual fires. It is unsatisfactory to note that there were so many false alarms and especially that 71 were malicious. The riots in November and the unrest during the months that followed was responsible for the most of these. 37 however were presumed to have been given in good faith and 44 from various causes.

Fires.—Fires extinguished by the Brigade totalled 209 and 123 were extinguished before our arrival. Seven serious fires occurred during the year, brief details of which are given in Appendix IV.

Fire Loss.—The estimated loss amounted to Rs. 40,46,289 whilst property at risk has been rated at Rs. 3,18,30,621. Of this amount Rs. 20,46,505 was covered by insurance and Rs. 19,99,784 was uninsured. Compared with last year there is a decrease of Rs. 20,96,955.

Water Supply.—On the whole the supply throughout the year has been satisfactory and the attendance of the Water Department Staff prompt. The only case of real shortage being at Sewree Bunder on the 15th March in the Port Trust area with private mains. The turncocks attached to the Brigade have proved themselves invaluable and it is hoped shortly to increase their number. The approximate quantity of water delivered at fires amounted to 1,49,92,530 gallons or 66,930 tons of which 73,77,030 gallons were taken from mains and 76,15,500 from sea, docks, tanks and wells.

Lives Lost.—Two persons lost their lives at fires (See Appendix III) and twelve received minor injuries but have since recovered. 20 persons were rescued by the Brigade by escapes and other means and 1st Aid was rendered on several occasions.

Fire Alarm System.—The fire alarms continue to prove their utility. Of the total number of calls received 390 or 61 per cent. were given through the alarm posts. There are now 108 call points in the City and Island and 20 more are being installed. There were three prosecutions for malicious interference with alarms during the year.

Appliances.—All the motor appliances are in good condition and working satisfactorily. One new petrol motor engine ordered last year was delivered. The distance covered by these machines to and from the 638 calls of fires totalled 4,648½ miles.

Stations.—Extensive structural alterations sanctioned at Head Quarters were commenced and the work is now nearing completion. Electric light has been installed at other stations and all have been brought as upto-date as it is possible to make them.

Provision of three lakhs has been made in the Loan Works Budget for the new Fort or Sewree Station and the Dock Station at Frere Road. As the Sewree site is not yet available it is hoped the new Fort Station will be taken in hand as soon as the negotiations for the new site at Fort Street which are now in progress are completed. Now that the filling in of the Naigaum tank is completed the question of the new Dadar Station needs to be considered next year to cope with the growing risk in the locality. Negotiations for a site for a more efficient station for the Bhuleshwar District have so far not been successful.

General.—During the whole year the complement of the Brigade has been at full strength.

The health of the staff was generally satisfactory. Four men died however, and 39 invalided, resigned or otherwise left the service. Several men received injuries at fires but none proved serious.

On 18 occasions the Brigade appliances turned out to fallen buildings. 10 persons lost their lives by being overwhelmed, 4 received such injuries that they subsequently succumbed and 34 were injured slightly.

Inspections of 121 premises in connection with dangerous trades were made and all the theatres and cinema halls were regularly inspected. Hydrant inspection was also regularly carried out.

Ambulance Service.—The service is working satisfactorily and becoming very popular. Especially has it been appreciated by the B. B. & C. I. Railway, the Port Trust and the Steamship Companies. During the year there were 314 accident calls, 452 cases of hire, 798 persons were carried and the distance run by the Ambulances 2,188 miles.

A temporary station at Frere Road for the Dock Area is now nearing completion and will be opened very early in the new year.

In conclusion I wish to express my thanks to the Officers of the Water Department, Salvage Corps and Police for the assistance rendered on every occasion.

I have the honour to be,

Sir,

Your most obedient servant,

T. C. GREENOP,

Chief Officer, Fire Brigade.

Budgetted Strength and Equipment of the Brigade :—

Strength.

| | |
|---------------------|--------------------------|
| 1 Chief Officer. | 9 Engineers and fitters. |
| 1 2nd Officer. | 20 Motor Drivers. |
| 9 Station Officers. | 24 Tindals. |
| 1 Motor Mechanic. | 195 Firemen, etc. |
| 1 Sub Officer. | 3 Turn cocks. |

Office Staff : 4 Clerks.

Ambulance Staff : 6 Motor Drivers and 15 attendants.

Making a total of 289 of all ranks.

Equipment.

| | |
|--|---|
| 6 Petrol Motor Fire Engines. | 10 Hand Fire Escapes. |
| 4 Steam Motor Fire Engines. | 15 Hose Reels. |
| 4 Steam Fire Engines (tractor haulage). | 4 Smoke Helmets. |
| 3 Petrol Motor Escape and 1st Aid Tenders. | 1 Oxy Acetylene Cutting Plant. |
| 1 Petrol Motor Turntable Ladder. | 1 Emergency Van (for fallen buildings). |
| 1 Petrol Motor Lorry. | 1 Motor Car. |
| 1 Hose and Store Van (horsed). | 6 Horses. |
| 2 Hose and Ladder Trucks. | 40,000 feet of hose and other small appliances. |

4 Ambulances.

APPENDIX I.

Statement showing the Distribution of Engines, etc.

| STATIONS. | Motor Pumps. | Motor Steamers. | Steamer. | Hose Reels | Hose and Ladder Trucks. | Motor Escape Tenders. | Motor Turntable Ladder. | Motor Car. | Fire Escapes. | Smoke Helmets. | Oxy. Acetylene plant. | Motor Lorry. | Hose Van. | Emergency Van. | Horses. | Delivery Hose, in 50 feet length. | Station Officers including 2nd Officer. | Motor Mechanic. | Sub Officer. | Engineers and Fitters. | Motor Drivers. | Tindals. | Firemen, etc. | Turncocks. | Ambulances. | Motor Drivers. | Attendants. | REMARKS. |
|-------------------|--------------|-----------------|----------|------------|-------------------------|-----------------------|-------------------------|------------|---------------|----------------|-----------------------|--------------|-----------|----------------|---------|-----------------------------------|---|-----------------|--------------|------------------------|----------------|----------|---------------|------------|-------------|----------------|-------------|-------------------------------|
| | 3 | 4 | 1 | 1 | 1 | 1 | 1 | 1 | 4 | 4 | 1 | 1 | 1 | 1 | 6 | 868 | 4 | 1 | 1 | 5 | 10 | 7 | 66 | 3 | 4 | 6 | 15 | |
| Head Quarters ... | 3 | 4 | 1 | 1 | 1 | 1 | 1 | 1 | 4 | 4 | 1 | 1 | 1 | 1 | 6 | 868 | 4 | 1 | 1 | 5 | 10 | 7 | 66 | 3 | 4 | 6 | 15 | Escape carried on Motor Pump. |
| Gowalia Tank ... | 1 | 1 | 1 | 1 | 1 | 1 | 1 | 1 | 1 | 1 | 1 | 1 | 1 | 1 | 1 | 48 | 1 | 1 | 1 | 1 | 2 | 23 | 1 | 1 | 1 | 1 | 1 | Escape carried on Motor Pump. |
| Chinchpokli ... | 1 | 1 | 1 | 1 | 1 | 1 | 1 | 1 | 1 | 1 | 1 | 1 | 1 | 1 | 1 | 47 | 1 | 1 | 1 | 1 | 2 | 19 | 1 | 1 | 1 | 1 | 1 | Escape carried on Motor Pump. |
| Babula Tank ... | 1 | 1 | 1 | 1 | 1 | 1 | 1 | 1 | 1 | 1 | 1 | 1 | 1 | 1 | 1 | 76 | 1 | 1 | 1 | 1 | 2 | 16 | 1 | 1 | 1 | 1 | 1 | |
| Fort ... | 1 | 1 | 1 | 1 | 1 | 1 | 1 | 1 | 1 | 1 | 1 | 1 | 1 | 1 | 1 | 37 | 1 | 1 | 1 | 1 | 2 | 12 | 1 | 1 | 1 | 1 | 1 | |
| Colaba ... | 1 | 4 | 1 | 1 | 1 | 1 | 1 | 1 | 1 | 1 | 1 | 1 | 1 | 1 | 1 | 62 | 1 | 1 | 1 | 1 | 2 | 16 | 1 | 1 | 1 | 1 | 1 | Escape carried on Motor Pump. |
| DeLisle Road ... | 1 | 1 | 1 | 1 | 1 | 1 | 1 | 1 | 1 | 1 | 1 | 1 | 1 | 1 | 1 | 15 | 1 | 1 | 1 | 1 | 1 | 7 | 1 | 1 | 1 | 1 | 1 | |
| Mahim ... | 1 | 1 | 1 | 1 | 1 | 1 | 1 | 1 | 1 | 1 | 1 | 1 | 1 | 1 | 1 | 30 | 1 | 1 | 1 | 1 | 1 | 7 | 1 | 1 | 1 | 1 | 1 | Carries 30 feet ladder. |
| Dadar ... | 1 | 1 | 1 | 1 | 1 | 1 | 1 | 1 | 1 | 1 | 1 | 1 | 1 | 1 | 1 | 15 | 1 | 1 | 1 | 1 | 1 | 7 | 1 | 1 | 1 | 1 | 1 | |
| Bunleshwar ... | 1 | 1 | 1 | 1 | 1 | 1 | 1 | 1 | 1 | 1 | 1 | 1 | 1 | 1 | 1 | 41 | 1 | 1 | 1 | 1 | 2 | 6 | 1 | 1 | 1 | 1 | 1 | |
| Mandvi ... | 1 | 2 | 1 | 1 | 1 | 1 | 1 | 1 | 1 | 1 | 1 | 1 | 1 | 1 | 1 | 66 | 1 | 1 | 1 | 1 | 2 | 16 | 1 | 1 | 1 | 1 | 1 | |
| Total ... | 6 | 4 | 4 | 15 | 2 | 3 | 1 | 1 | 10 | 4 | 1 | 1 | 1 | 1 | 1 | 6 | 800 | 10 | 1 | 1 | 9 | 20 | 24 | 195 | 3 | 4 | 6 | 15 |

APPENDIX II.
BOMBAY FIRE BRIGADE.

Summary of calls to fires (including false alarms) showing the number of times that appliances were used for attending and extinguishing fires during the year 1921-22:—

| STATIONS, | No. of Fire Alarms erected. | How called. | | | | | Appliances attended. | | | | | | | | | | How extinguished. | | | | | | REMARKS. | |
|-------------------|-----------------------------|--------------|------------|-----------------|------------------------|------------|----------------------|-------------|-----------|-----------------|--------------|-----------------------|--------------------------|--------------|----------------|--------------|-------------------|-------------|-------------------------|-------------------|------------|-----------|-----------|--------------|
| | | By Stranger. | By Police. | By Fire Alarms. | By Exchange Telephone. | Total. | Ladder Truck. | Hose Keels. | Steamers. | Motor Steamers. | Motor Pumps. | Motor Escape Tenders. | Motor Turntable Ladders. | Hand Escape. | Hose Van, etc. | Motor Lorry. | Buckets. | Hand Pumps. | Chemical Extinguishers. | Jet Aid Machines. | Hydrants. | Steamers. | | Motor Pumps. |
| Head Quarters ... | 10 | 6 | ... | 46 | 199 | 251 | ... | 8 | 22 | ... | 180 | 23 | ... | 2 | 17 | 9 | 5 | 7 | 7 | ... | 23 | 17 | 24 | ... |
| Gowalia Tank ... | 16 | 2 | ... | 35 | ... | 87 | ... | 28 | ... | ... | 104 | ... | ... | ... | ... | ... | 4 | 3 | 3 | 18 | 3 | ... | 12 | ... |
| Chinohpokli ... | 11 | 14 | ... | 29 | ... | 46 | ... | 5 | ... | ... | 108 | ... | ... | ... | ... | ... | 10 | ... | ... | ... | 17 | ... | 11 | 1 |
| Babula Tank... | 9 | 4 | 1 | 57 | ... | 62 | ... | 1 | ... | 170 | 36 | 157 | ... | ... | ... | ... | 42 | ... | 1 | 12 | 33 | 29 | 1 | 17 |
| Fort ... | 12 | 5 | ... | 32 | ... | 37 | ... | ... | ... | 82 | ... | ... | ... | 36 | ... | ... | 4 | 3 | ... | ... | 3 | 8 | ... | 3 |
| Colaba ... | 7 | 4 | ... | 7 | ... | 11 | ... | 16 | ... | ... | 17 | ... | ... | ... | ... | ... | 11 | 3 | 2 | ... | 4 | ... | 4 | 2 |
| DeLisle Road... | 3 | ... | ... | 7 | ... | 7 | 19 | 1 | ... | ... | ... | ... | ... | ... | ... | ... | 1 | ... | ... | ... | 4 | ... | ... | ... |
| Mahim ... | 5 | 2 | ... | 4 | ... | 6 | ... | ... | ... | ... | ... | 22 | ... | ... | ... | ... | ... | ... | 2 | 2 | ... | ... | ... | ... |
| Dadar ... | 8 | 1 | ... | 8 | ... | 9 | 16 | 3 | ... | ... | ... | ... | ... | ... | ... | ... | ... | ... | ... | ... | 1 | ... | ... | ... |
| Bhuleshwar ... | 18 | 6 | ... | 99 | ... | 105 | ... | 13 | ... | 140 | ... | ... | ... | 99 | ... | ... | 41 | 2 | 2 | ... | 13 | 23 | ... | 12 |
| Mandvi ... | 14 | 3 | 1 | 66 | ... | 70 | ... | ... | ... | 92 | ... | ... | 98 | ... | ... | ... | 9 | 1 | ... | ... | 13 | 21 | ... | 1 |
| Total ... | 108 | 47 | 2 | 390 | 199 | 688 | 35 | 70 | 22 | 484 | 445 | 202 | 98 | 137 | 17 | 9 | 127 | 19 | 18 | 32 | 121 | 98 | 62 | 36 |

APPENDIX III.

Summary of lives lost at fires during the year and of persons who received such injuries that death subsequently ensued.

| Date. | Time. | Place. | REMARKS. |
|-------------------|------------|-----------------|--|
| 9th July 1921 | 2-36 P.M. | Lamington Road | Baboo Parmanand, aged 13 years, burned to death. |
| 7th February 1922 | 10-15 A.M. | Sewree Old Road | Bhagirthibai, aged 70 years, burned to death. |

APPENDIX IV.

BRIEF DETAILS OF THE MOST SERIOUS FIRES OF THE YEAR 1921-22.

| Date. | Time. | Place. | Business. | Extinguished by. | Damage. | Estimated loss. |
|----------------|------------|------------------------------|-----------------------------|--|--|-----------------|
| 1921. | | | | | | Rs. |
| 10th April .. | 1-57 A.M. | Lady Ja m setji Road, Mahim. | Woollen Mill. | Firemen with 3 motor pumps and 2 steamers. | A range of buildings of one and 2 floors 550 × 220 feet used as woollen mill. About one-half used as warping, weaving and finishing rooms, dye store and engine and boiler house severely damaged by fire, roof off and partly fallen down. Contents of warping, weaving and finishing rooms and dye store nearly burned out and ditto of engine house severely damaged by fire, heat, water and breakage. | 4,00,000 |
| 11th June .. | 12-29 P.M. | Hughes Road, Gamdevi. | Motor Car Importers. | Firemen with 3 motor pumps and 2 steamers. | A building of one floor 80 × 100 feet used as show room, offices and stores. About one-half of rear portion severely damaged by fire and part of roof off. Rest of building by heat, smoke, water and breakage, and about one half of contents nearly burned out rest of ditto severely by fire, heat, smoke and water. | 5,00,000 |
| 28th August . | 2-57 A.M. | Chinch Bunder Road, Mandvi. | Seed and General merchants. | Firemen with 4 motor pumps and 4 steamers. | A corrugated iron ground floor shed building 120 × 40 feet comprising 8 compartments used as godowns severely damaged by fire, roof off and most part fallen down. Contents of ditto severely by fire, heat, smoke and water. | 1,65,000 |
| 17th November. | 5-46 P.M. | Erskine Road, Null Bazar. | Wine and spirit dealer. | Firemen with 5 motor pumps and 4 steamers. | A building of 4 and 5 floors 40 × 40 feet used as shops, school and dwelling over nearly burned out, roof off and fallen down. Contents of ditto burned out and building adjoining and contents slightly by fire, heat, smoke and water. | 1,50,000 |

APPENDIX IV.—Contd.

| Date. | Time. | Place. | Business. | Extinguished by. | Damage. | Estimated loss. |
|----------------|-----------|--|--------------------------------|--|--|-----------------|
| 1921. | | | | | | Rs. |
| 22nd December. | 5-4 A.M. | Gun Carriage Siding, Colaba Road. | Government Stores. | Firemen with 5 motor pumps and 2 steamers. | A building of 2 floors 150 × 50 feet used as stores, godowns and offices severely damaged by fire, roof off and partly fallen down. Contents of ditto comprising miscellaneous stock and a large quantity of medical stores nearly burned out. | 15,00,000 |
| 1922. | | | | | | |
| 11th February. | 7-45 P.M. | Dongri Street, Mandvi. | Rope and Cane merchants. | Firemen with 4 steamers and 2 motor pumps. | Two buildings of 2 and 3 floors covering an area of about 80 × 40 feet used as shops and godowns burned out, roofs off and fallen down. Contents of ditto burned out and a building of 2 floors adjoining 80 × 40 feet used as godown, top floor nearly burned out, roof off and fallen down, and lower part of building severely by heat and water. Contents of 1st floor burned out and ditto of ground floor severely by fire, heat, smoke and water. | 1,13,000 |
| 15th March. | 5-0 P.M. | Sewree Koliwada, Jakeria Bunder, Sewree. | Timber merchants and saw mill. | Firemen with 2 motor pumps and 1 steamer. | A range of corrugated iron sheds used as timber stores and a large quantity of loose and stacked timber, and two sailing craft each of about 150 tons register, under construction, burned out on open bunder, the whole covering an area of about 250 × 100 feet. | 3,08,000 |

APPENDIX V.

MONTHLY SUMMARY OF FIRES AND ANNUAL LOSSES FOR THE PERIOD 1912-13 TO 1921-22.

| YEAR. | April. | May. | June. | July. | August. | September. | October. | November. | December. | January. | February. | March. | Total. | Estimated Loss. |
|------------|--------|------|-------|-------|---------|------------|----------|-----------|-----------|----------|-----------|--------|--------|------------------|
| 1912-1913. | 14 | 9 | 5 | 11 | 10 | 13 | 14 | 13 | 23 | 17 | 17 | 16 | 162 | Rs. 15,20,093 |
| 1913-1914. | 14 | 11 | 11 | 2 | 10 | 5 | 14 | 29 | 29 | 27 | 35 | 37 | 224 | 64,75,696 |
| 1914-1915. | 48 | 42 | 39 | 15 | 14 | 17 | 17 | 27 | 14 | 19 | 17 | 11 | 280 | 30,19,569 |
| 1915-1916. | 20 | 15 | 12 | 13 | 11 | 12 | 9 | 25 | 13 | 19 | 12 | 15 | 176 | 6,36,503 |
| 1916-1917. | 13 | 20 | 15 | 4 | 12 | 8 | 12 | 18 | 17 | 20 | 16 | 25 | 180 | 5,57,837 |
| 1917-1918. | 58 | 22 | 16 | 8 | 14 | 14 | 14 | 31 | 25 | 34 | 22 | 32 | 200 | 20,22,278 |
| 1918-1919. | 28 | 18 | 24 | 32 | 19 | 15 | 22 | 35 | 32 | 31 | 15 | 18 | 289 | 41,52,374 |
| 1919-1920. | 27 | 22 | 19 | 18 | 9 | 13 | 27 | 27 | 33 | 26 | 32 | 25 | 277 | 38,47,907 |
| 1920-1921. | 29 | 24 | 22 | 21 | 19 | 23 | 26 | 40 | 48 | 24 | 33 | 46 | 355 | 61,43,244 |
| 1921-1922. | 27 | 19 | 32 | 17 | 29 | 16 | 24 | 65 | 25 | 32 | 28 | 25 | 330 | 40,46,289 |

PUBLIC GARDENS.

No. G. 182-A of 1922-1923.

BOMBAY, 31st May 1922.

FROM

THE ACTING SUPERINTENDENT,
MUNICIPAL GARDENS.

TO

THE MUNICIPAL COMMISSIONER,
FOR THE CITY OF BOMBAY.

SIR,

I have the honour to submit the Annual Report on the Administration of the Municipal Gardens for the year 1921-22.

2. Mr. J. M. Doctor was Superintendent throughout the year under report; but he was on privilege leave for two months from 5th May 1921 to 4th July 1921 when I acted for him and he is again on seven months' combined leave from 2nd March 1922 and I am again acting for him.

3. The following gardens were maintained during the year under report :—

- (a) Victoria Gardens.
- (b) Elphinstone Circle Garden.
- (c) Falkland Road Garden.
- (d) Northbrook Garden.
- (e) Sir Cawasji Jehangir Garden (Mahim).
- (f) Victoria Square (Bhatia Bagh).
- (g) Dick's Tank Garden.
- (h) Esplanade Bandstand Green.
- (i) Chowpatty Bandstand.
- (j) Flora and Wellington Fountains and the Queen's Statue.

4. *Victoria Square*.—The Corporation under their Resolution No. 10806 of 13th March 1922 have given approval to the plans and estimates amounting to Rs. 38,240 for the erection of railings 4½ ft. high around the exterior of the garden and 2 ft. high for the interior of the garden along the footpath. When this work is completed much improvement will be made in the garden.

5. The Gardens of the Flora and Wellington Fountains are also required to be protected by high railings to prevent undesirables from squatting and sleeping and cattle from destroying ornamental plants.

6. The Dick's Tank Garden and the Northbrook Garden are largely visited by the Pathans and Badmashes who damage plants lawns, water-pipes and bathe and wash their clothes defying the warnings of the Malis. A sufficient number of strong and well-paid Park-keepers are necessary at these places.

7. The Sir Cawasji Jehangir Garden at Mahim is still used as a Health Camp by the Health Department. As per Government of Bombay Order No. 1713 of 27th June 1921, the leases of 1877 and 1895 will be surrendered and the land will be used for road and other purposes. Thus this garden will soon cease to exist.

8. The number of visitors at the Victoria Gardens during the year under report was 2,193,538 against 2,356,024 in the previous year. The decrease is due to the disturbances in the City and to the establishment of Military Camps on two occasions between the months of November 1921 and March 1922. Her Excellency Lady Lloyd visited the Gardens during the year under report when the collection of animals presented to H. R. H. The Prince of Wales

by the Maharaja of Nepal was on view. This collection also attracted vast crowds of visitors to the Gardens especially on Saturdays and Sundays.

9. During the year 379 new plants were obtained in exchange from other gardens chiefly of Bangalore, Ootacamund, Poona, Calcutta, Peradeniya, Ceylon, Buitonzorg, Java, &c., and added to our collection.

10. The labour supply was more deficient than in the previous year and very great difficulty was experienced in managing work with raw and insufficient hands.

11. The water supply was also insufficient, but all efforts were made to keep up the green and nice appearance as best as possible.

12. The very large Antelope Enclosure, a portion of which was filled up last year, is now divided into two enclosures to accommodate animals that were overcrowded in other enclosures.

13. During the year under report a strip of land about 50 ft. wide was acquired from the front portion of the gardens by the City Improvement Trust in connection with the Schemes for widening the Parel Road.

14. The Band performances were given at the different Municipal Bandstands as usual. There were 14 performances at the Victoria Gardens; 17 at the Chowpatty Bandstand; 70 at the Esplanade Bandstand and 5 at the Sir Pherozeshah Mehta Gardens. In addition to the Band performances 9 concerts of Indian Music were given at the Victoria Gardens, but these were not so well patronised by the lower classes as anticipated.

15. Admission fees were discontinued at the Victoria Gardens as desired by the Corporation in their Resolution No. 3543 of 21st July 1921.

16. The Gymnastic Apparatus at the Victoria Gardens and at the Falkland Road Garden is largely taken advantage of by people of all ages and classes and is very popular.

17. The Elephant which was disabled for a long time with diseased-foot recovered and the rides to children were revived.

18. No Camel rides were given during the year owing to a bad sore on the sole of the off forefoot of the animal.

19. The principal presents of animals to the Zoological Collection during the year were:—A pair of Syke's Monkeys by Mr. E. W. Harper; a Four-horned Antelope by Mr. Hoosain A. Lalji; a pair of Indian Otters by H. H. The Maharaja of Bharatpur; a Hunting Leopard by Messrs. Cowasji Dinshaw of Aden; 4 Lesser Egrets by the Hony. Secretary, the Natural History Society; A Crab-eating Monkey and a Malbrook Monkey by Mr. H. A. Street; an Indian Sloth Bear Cub by Mrs. Grafton Young and a Himalayan Bear Cub by Lieut. H. P. Steed. Our best thanks are due to all the donors.

20. Amongst the animals born in the Gardens during the year were:—Three Spotted Deer; Six Lions; Three Sambers; Two Wallaroos; a Hog Deer; a Four-horned Antelope and two Indian Antelopes. Four Lion Cubs were sold for Rs. 1,400.

21. Amongst the animals purchased during the year were:—A Water Buck; a Spotted Hyæna; a Zebra; a pair of Spur-winged Geese; a pair of Black-necked Storks; a pair of Painted Storks; a pair of Blue Herons.

22. Amongst the animals that died of various diseases were:—1 Monaul Pheasant; 1 Flamingo; 1 Rhea; 3 Cranes and 2 Hog Deer of accidents and injuries received from other animals; 1 Arabian Gazelle of Aneurism of the Aorta; 2 Leopards, 1 Indian Fox and 1 Lemur of General Debility; 1 Leopard and 1 Binturong of Lung Disease; one Golden Agouti of Liver disease; 1 Nilgai of Epilepsy; 1 Leopard of Rupture of bladder; 1 Crab-eating Monkey and 1 Tiger of Paralysis; 2 Nilgais of foot and mouth disease; 2 Tigers of Septicæmia; 4 Gazelles, 2 Wombats and 3 Wallaroos of Plague; 1 Black Swan, 1 Cassowary, 1 Black-necked Stork, 1 Himalayan Bear and 1 Four-horned Deer of causes which could not be ascertained post-mortem at the Parel Laboratory.

23. The post-mortem and the Bacteriological examinations of dead animals were continued to be made by the Director and his able assistants at the Bombay Bacteriological Laboratory for which our thanks are due to them.

24. Our thanks are also due to the Agents, B.B. & C.I., the G. I. P. and the Bengal-Nagpur Railways and the B. I. S. N. and P. O. Companies for granting facilities for the transport of our animals and plants.

25. The Budget grants and actual expenditure of the various gardens during the year under report were as follows :—

| Name of Garden. | Budget Grants. | | | Expenditure. | | | |
|--|----------------|----|----|--------------|----|----|-----------------------|
| | Rs. | a. | p. | Rs. | a. | p. | |
| a) Victoria Gardens | 1,35,124 | 7 | 3 | 1,17,055 | 8 | 6 | Actually spent. |
| | | | | 15,904 | 2 | 3 | Liabilities incurred. |
| | | | | 1,32,959 | 10 | 9 | |
| Do. New Works | 7,680 | 3 | 4 | 2,541 | 0 | 0 | Actually spent. |
| | | | | 4,859 | 0 | 0 | Liabilities incurred. |
| | | | | 7,400 | 0 | 0 | |
| b) B. Miscellaneous Gardens, Bandstand, &c. | 18,733 | 0 | 0 | 16,097 | 12 | 0 | Actually spent. |
| | | | | 1,342 | 14 | 11 | Liabilities incurred. |
| | | | | 17,440 | 10 | 11 | |
| Total Rs. | 1,61,537 | 10 | 7 | 1,57,800 | 5 | 8 | |

I have the honour to be,

Sir,

Your most obedient servant,

SORAB N. RANINA,

Ag. Superintendent, Municipal Gardens.



VICTORIA AND ALBERT MUSEUM.

REPORT OF THE CURATOR AND SECRETARY, VICTORIA AND ALBERT MUSEUM, RECEIVED UNDER HIS No. C. M. 68, DATED 30TH OF MAY 1922.

I have the honour to submit the following annual report of work done in the Victoria and Albert Museum during the year ending 31st March 1922.

The collection of Archæological specimens has been partly removed to the Prince of Wales Museum of Western India, and the question of transferring the entire collection permanently is under consideration of the Municipal Commissioner.

In the Natural History Section, it is observed that visitors to the Museum, who belong most to the un-educated classes, delight more in gathering round cases, which contain stuffed specimens of the larger fauna of the land exhibited in the midst of natural surroundings backed by a painted back-ground of the locality in which the animals are found. To provide such cases will therefore be our principal object, and accordingly a case containing stuffed specimens of Pheasants was made during the course of the year. A specimen of a Zebra was also stuffed and mounted, and this will be exhibited now in the midst of suitable surroundings.

In the Division of Arts and Industries :

The specimens of Inlaid work and carved wood-work, which were exhibited in one case, were separated and rearranged.

The specimens of Copper-Brass, and Bell-metal, which were exhibited together, were separated and rearranged as soon as we had a sufficient number of bell-metal specimens to be arranged in a case. Seven new specimens of ornamental and artistic work were purchased and added to this collection.

To the collection of specimens of Silverware, five new specimens of good workmanship were purchased and added.

A fine specimen of a Flower vase made from buffalo horn at Viziadurg (Ratnagiri) was purchased for the collection of Horn-work.

The collection of specimens of Ethnological interest :

The collection of clay models in this section is very interesting to the un-educated classes and the enthusiasm with which they crowd round the cases is quite marked. I thought it therefore more useful to increase this collection within certain proportions, and have therefore decided to add to this collection a few models illustrating certain phases of Indian Life not exhibited before.

A collection of clay models showing some of the interesting Indoor and Outdoor Games of young Indians both boys and girls, is being made for a case.

Models illustrating the manner of dress and wearing arms of old Indian fighting races during the time of the Muhammadan and Maratha rule in South India are made, as it was observed that similar models representing units of different Indian regiments of the present time are being greatly appreciated.

Models illustrating some of the primitive tribes in Western India and also some phases of their life are made, as these serve as best illustrations of people, who are now fast losing their primitive characteristics under modern influences.

A full sized clay model of Sivaji was presented by Messrs. Gokhaley Brothers.

Plaster heads of natural size were made and painted so as almost to approach nearly the likeness of the wearer. On these the specimens of Turbans and Head-dresses are exhibited, as the old arrangement of exhibiting these was found to be very unsatisfactory.

The Government of India have presented the Museum with a specimen of a Medal, which they presented for recruiting work done during the war ; and also a specimen of a badge, which they presented for valuable service rendered during the war.

A specimen of a wat of German manufacture was presented through the Municipal Commissioner by Mr. Narottam Morarji.

Specimens of two silver coins obtained in the Khyber Pass and three Copper coins probably dug up in the ruins of Nineveh were presented by Lieutenant A. B. Greenwood.

A bust in oil-paint of the late Mr. S. S. Bengalee was presented by Mr. Nowroji. S. Bengalee for the Old Bombay Room.

An old picture of topographical interest was purchased for the Old Bombay Room.

The total number of visitors during the year under report was 1,267,059 against 1,371,047, giving a daily average of 4,127 against 4,423. On going into the figures for each month, it is noticed that there was a falling off in the number of visitors during the last monsoons, when sickness prevailed most in the city among the poorer classes.

I have the honour to be,

Sir,

Your most obedient servant,

ERNEST R. FERN,

Curator and Secretary.

No. D/155/S of 1922-23.

From

K. N. R. RANINA, Esq.,

STOREKEEPER, BOMBAY MUNICIPALITY,

To

THE MUNICIPAL COMMISSIONER,

FOR THE CITY OF BOMBAY.

SIR,

I have the honour to submit the Annual Administration report of the Stores Department for the year 1921-22.

Notwithstanding the market being unsteady and the rates continuing to rule high during the year under report, no serious difficulty was experienced in obtaining articles required—only the special articles were not supplied within the contract period. The situation improved much at the close of the year and we now get Meters and other articles which were unprocurable during war times on easy terms and without much difficulty. Frost Meters and their parts were purchased direct from Manufacturers.—The Manchester Water Meter Co.,—and arrangements are being made with the Palatine Water Meter Co., to get the various parts of the Deacon Meters manufactured by them. We were able to procure several articles at lower rates than before. The Manchester Water Meter Co. have reduced their prices from 60 per cent. to 10 per cent. above their catalogue rates. Cement for which we paid last year about Rs. 113 per ton was contracted at Rs. 87-8-0 per ton. On account of the fall in the prices of iron, tenders for Cast Iron Pipes were reinvited several times and the value of the accepted tender was 6 lacs against 9 lacs of the lowest quotation of the first tender. Galvanized pipes to our specification which were hardly procurable last year were contracted for about at 20 per cent. lower rates. As British-made Stoneware pipes are not still imported, we use Indian-made pipes and fittings which have much improved in quality and fairly suit our requirements. There is however some difficulty in getting these articles on account of the scarcity of labour and transport troubles. As Motor Transport Traction is largely availed of, Leyland and Albion motor parts were stocked during the year. Closable gratings which were first introduced in 1918 having been found satisfactory were purchased on a large scale and 3 contracts amounting to Rs. 31,533 were entered into with Messrs. Richardson and Cruddas on fair terms. No forward contract could be made for Iron and Steel which had to be purchased during the year from local dealers on very easy terms. Pesterine could be purchased from one source only at somewhat high rates on account of scarcity of stock in the market. To stimulate local industry, efforts were made to introduce Indian-made goods in preference to English goods when the former could be had of equally good quality at reasonable rates. Timber contract was split up which resulted in appreciable saving and prompt supply.

We still occupy the property at Bellasis Bridge Pipe Depot as tenants of the B. B. and C. I. Railway Company and as such the land could not be leased for cultivation this year.

The annual verification of Stores at Central Stores, Bellasis Bridge Pipe Depot, and Foras Road Depot, was carried out by an outsider, Mr. Cardeaux, appointed by the Municipal Commissioner. Considering that out of 4,028 items verified, 3,538 showed accurate results and the remaining showed a net excess of Rs. 1,860-10-9, the result of the verification was reported by the Municipal Commissioner to the Corporation as satisfactory. The triennial verification of stores in charge of the Water Department both within and outside the limit of Bombay had to be postponed as a large number of pipes and castings were being removed and relaid in connection with the Powai and Tulsi Filter Works.

During the year 1921, 90 annual and special contracts were entered into, and 135 quotations were invited. The total value of the purchase and issue of stores aggregated over Rs. 40 lacs.

Appendix A shows an increase of Rs. 3,06,514-11-8 in stock on hand on 31st March 1922 as compared with stock of the previous year. This excess is due principally to larger stock of cement and meters remaining on hand at the close of the year but which are being now used up. Value of the Line Suspense Stores in charge of Water Works Department is reduced by Rs. 5,180-10-11 and Surplus and Obsolete Stores of Water Works and Drainage Departments show a decrease of Rs. 145-14-0.

From the following figures of receipts and issues, it will be seen that the work and responsibility of this department have considerably increased during the last few years :—

| | | | Receipts. | Issues. |
|---------|----|----|-----------|-----------|
| 1916-17 | .. | .. | 9,10,085 | 7,19,995 |
| 1917-18 | .. | .. | 9,65,009 | 8,40,054 |
| 1918-19 | .. | .. | 9,97,864 | 10,05,899 |
| 1919-20 | .. | .. | 12,81,855 | 13,26,122 |
| 1920-21 | .. | .. | 20,54,215 | 18,88,507 |
| 1921-22 | .. | .. | 21,52,926 | 18,51,247 |

I have the honour to be,

Sir,

Your most obedient servant,

KAIKHOSHRO N. R. RANINA,

Storekeeper.

APPENDIX A.

| Particulars. | General Stores. | | | Surplus and Obsolete Stores. | | | Line Suspense Stores. | | | Total. | | |
|--|-----------------|----|----|------------------------------|----|----|-----------------------|----|----|-----------|----|----|
| | Rs. | a. | p. | Rs. | a. | p. | Rs. | a. | p. | Rs. | a. | p. |
| Value of Stores on hand on 1st April 1921 | 6,59,311 | 7 | 3 | 2,138 | 2 | 5 | 1,00,805 | 11 | 4 | 7,62,255 | 5 | 0 |
| Value of Stores receipts, including transfers, during 1921-22. | 21,52,925 | 12 | 1 | | | | | | | 21,52,925 | 12 | 1 |
| Total ... | 28,12,237 | 3 | 4 | 2,138 | 2 | 5 | 1,00,805 | 11 | 4 | 29,15,181 | 1 | 1 |
| <i>Less—</i> | | | | | | | | | | | | |
| Value of Stores issues, including transfers, during 1921-22. | 18,45,920 | 8 | 0 | 145 | 14 | 0 | 5,180 | 10 | 11 | 18,51,247 | 0 | 11 |
| Balance ... | 9,66,316 | 11 | 4 | 1,992 | 4 | 5 | 95,625 | 0 | 5 | 10,63,934 | 0 | 2 |
| <i>Deduct—</i> | | | | | | | | | | | | |
| Discrepancies adjusted as per Clause No. 29 of the Stores Audit Manual against Rate Adjustment Account ... | 490 | 8 | 5 | | | | | | | 490 | 8 | 5 |
| Value of Stores on hand on the 31st March 1922 | 9,65,826 | 2 | 11 | 1,992 | 4 | 5 | 95,625 | 0 | 5 | 10,63,443 | 7 | 9 |

KAIKHOSHRO N. R. RANJNA,
Storekeeper.

LICENSE DEPARTMENT.

FROM

THE SUPERINTENDENT OF LICENSES,

To

THE MUNICIPAL COMMISSIONER,
FOR THE CITY OF BOMBAY.

BOMBAY, 2nd June 1922.

SIR,

I have the honour to submit my Annual Report on the working of the License Department during the year 1921-1922.

I continued in charge of the Department during the year under report.

The total number of licenses issued during the year under notice was 12,836 and the total amount of fees collected was Rs. 1,31,789-12-0. The amount was higher than in any previous year except 1919-20. The figures for the preceding three years are as under :—

| Year. | No. of licenses issued. | Amount of license fees collected. | | |
|-------------------------|-------------------------|-----------------------------------|----|----|
| | | Rs. | a. | p. |
| 1918-19 | 12,158 | 1,30,321 | 4 | 0 |
| 1919-20 | 12,615 | 1,36,215 | 8 | 0 |
| 1920-21 | 12,296 | 1,28,685 | 12 | 0 |

The increase of 540 in the number of licenses issued during the year under report was in respect of charcoal shops, firewood depôts, timber, matches and eating houses. The license fees outstanding on the 31st March 1922 amounted to Rs. 1,650 in respect of 148 licenses as against Rs. 2,029-4-0 in respect of 148 licenses on the 31st March 1921.

Miscellaneous receipts amounted to Rs. 280-11-9 as against Rs. 187 in the preceding year. License fees amounting to Rs. 689 were refunded in respect of 19 cases as against Rs. 512-12-0 in respect of 27 cases in the previous year.

At the suggestion of the Commissioner, the Health Department carried out a sanitary survey of all the licensable stables in the City. The survey was made in two instalments, the second comprising those which had escaped attention at the first. The results were arranged in a three-fold classification of stables, namely, those (1) which were structurally objectionable and insanitary and incapable of improvement; (2) which were structurally objectionable and insanitary but capable of improvement by enforcement of some or all bye-laws; (3) which were structurally sanitary and not objectionable though not complying with bye-laws.

As a consequence, 2 milch cattle stables (Messrs. Shroff's in D. P. Wadi and Mr. Broachwalla's at Haines Road), 2 horse stables (Mr. Workingboxwalla's in Chandanwadi) and 3 bullock stables (Mr. Pitha Fusa's at Arthur Road, Mr. Haji Ali Mahomed Jalal Saji's at DeLisle Road and Mr. Vasudeo Vithu's at Elphinstone Kumbharwada) were condemned and refused a license. The owners of 6 buffalo stables (Mr. Sobani's two on Girgaum Road, Mr. Nathalal's in Kandewadi, Mr. Ahmed Suleman's at Falkland Road, K. B. Bhabha's in Khetwadi and Mr. Jethabhai Kalyanji's in Gamdevi), 4 horse stables (Mr. Sobani's three on Girgaum Road and Mr. Kondaji Damodar's in Karelwadi) and 2 bullock stables (K. B. Mahomedalli Abdul Kader's in D. P. Wadi) declined a license.

Mr. Sobani's three horse and two buffalo stables in Shankarset's Oart, Girgaum, accommodating in all 163 horses and 238 buffaloes were vacated. These were very insanitary stables in the heart of the City with a long history of prosecutions. Mr. Abdullahoy Fazulbhoys buffalo stable (96 animals) at Portuguese Church Road, Dadar, which also had been a perpetual source of serious nuisance, was vacated after the cancellation of the license. Mr. Cassamally Jairajbhoys buffalo stable (125 animals) was vacated owing to development of the surrounding property. A horse stable in Karelwadi (56 animals) of Mr. Kondaji Damodar

and Mr. Jethabhai Kalyanji's buffalo stable in Gamdevi (90 animals) were removed as a result of building operations, on the property passing into the hands of a new owner by purchase. Besides these, four milch cattle stables (Mr. Nathalal's, K. B. Bhabha's, Mr. Khandwani's on Tardeo Road and Mr. Narayansingh Ajodyasingh's at Elphinstone Kumbharwada), two horse stables (Mr. Shroff's at Nesbit Road and Mr. Pira Miyaji's at Islampura) and 3 bullock stables (K. B. Mahomedalli's two in D. P. Wadi and Mr. Rehman Imam's on Dock Yard Road) were vacated during the year. Mr. Khandwani's buffalo stable at Tardeo (188 animals) and Mrs. Chimibai's at Haines Road (18 animals) and Mr. Trikamdass Kalyanji's on Tulsi Pipe Line Road (142 animals) were converted into horse stables and Mr. Dawniwala's two bullock stables (264 animals) at DeLisle Road were converted into a buffalo stable.

One interesting feature of the year's working was the closure of three workplaces—at (1) No. 18 and (2) No. 22, 3rd Agiary Street and (3) No. 87, Mumbadevi Road—for melting and refining precious metals with the aid of acids. The first two of these were located on the ground floor of a high tenement building fronting a narrow street full of tall residential structures. Owing to persistent complaints, the Corporation agreed on the recommendation of the Commissioner in 1916 to banish the trade from the thickly populated locality as it was "replete with possibilities of discomfort, annoyance and perhaps danger to persons residing in the immediate vicinity." Police Court proceedings accordingly commenced in 1917 with the result that out of the 24 such places which then existed in the locality, only 4 continued to be worked almost to the close of 1921. Of these, Messrs. Kashiram Jairam & Co.'s at Dhanji Street, being located in a ground floor shed and more favourably situated, was granted a license in consideration of the possibilities of nuisance having been reduced to a minimum by the installation of an improved apparatus and of mechanical power to work it. The other three were closed towards the end of 1921 but not until the owners of the premises had been prosecuted and compelled to launch ejection proceedings against the tenants who carried on the obnoxious trade.

The loss of fees incidental to demolition of the old licensed places or their diversion to uses not requiring a license during the year under report amounted to Rs. 5,278-12-0 against Rs. 9,020-0-0 in 1920-21.

The total number of prosecutions instituted during the year under report was 4,317 against 3,862 in 1920-21; the total amount of fines being Rs. 20,563-4-0 against Rs. 13,876-0-0 in the preceding year. Of the 4,317 prosecutions, 3,163 were for non-payment of license fees against 2,836 in 1920-21 and the remaining 1,154 against 1,026 in 1920-21 were for carrying on licensable trades without licenses and for infringement of license conditions. It may be added that the amount of fines realised was the highest in the annals of the Department, the next lower figure being Rs. 20,181 in 1918-19. The prosecutions in consequence of the sanitary survey of stables were largely responsible for this result.

The questions of licensing (1) oil godowns wherein more than five hundred gallons is kept under dwellings and (2) paper stored under dwellings for sale as waste paper, referred to a Committee of the Corporation under Corporation Resolutions No. 9326 of 20th December 1920 and No. 25 of 1st April 1921, are still under consideration.

Sweetmeat shops became licensable by Act V of 1920 and the licensing of them commenced in 1921-22, the number of licenses issued during the year being 47. As in the case of eating houses, the enforcement of regulations and supervision rest with the Health Department, the License Department issuing licenses on the receipt of a "no objection" certificate from the Health Department.

The coal and charcoal shops at Parel Cross Lane were refused licenses in 1920-21; but it was decided to renew them in 1921-22, pending the removal of the trade to the Port Trust Estate.

I am again pleased to place on record my appreciation of the work of my assistant and the clerical and inspectorial staff who, generally speaking, acquitted themselves well.

I have the honour to be,

Sir,

Your most obedient servant,

N. S. KOWSHIK,

Superintendent of Licenses

STATEMENT showing (1) the number of licenses issued, (2) the trades licensed and (3) the amount of fees collected during 1921-22 :—

| No. of Licenses. | Nature of Trade. | License fees. | |
|------------------|--|---------------|-----|
| | | Rs. | a. |
| 40 | Aerated water (manufacturing) | 897 | 8 |
| 24 | Ashes | 208 | 12 |
| 168 | Bakeries... | 3,477 | 8 |
| 74 | Bidi leaves | 363 | 12 |
| 2 | Bricks (manufacturing) (hand made) | 10 | 0 |
| 2 | Candles (do.) (do.) | 50 | 0 |
| 16 | Carbide of Calcium (retail) | 80 | 0 |
| 16 | Do. (wholesale) | 345 | 0 |
| 2 | Catgut | 30 | 0 |
| 593 | Charcoal | 5,284 | 4 |
| 144 | Chemicals (preparations) | 2,308 | 12 |
| 22 | Cinematograph films | 440 | 0 |
| 200 | Cloth in Indigo and other colours, dyeing (hand power) | 1,545 | 0 |
| 12 | Do. do. (mechanical power) | 276 | 0 |
| 350 | Coal and coke | 4,438 | 12 |
| 50 | Cocoon Fibre, Flax, Hemp and Jute | 682 | 4 |
| 27 | Cotton (keeping, cleaning) | 510 | 0 |
| 104 | Cottonseed | 2,105 | 8 |
| 114 | Cotton Refuse or Waste | 2,000 | 0 |
| 11 | Cow-dung cakes (manufacturing) | 157 | 0 |
| 68 | Dammer, Tar or Pitch | 846 | 4 |
| 1 | Dynamite | 30 | 0 |
| 2,019 | Eating Houses | 14,201 | 4 |
| 11 | Fat and Tallow (cleaning) | 157 | 8 |
| 17 | Do. (keeping) | 255 | 0 |
| 12 | Fins (dried) | 180 | 0 |
| 30 | Fish (do.) | 440 | 0 |
| 187 | Fireworks (retail) | 412 | 8 |
| 100 | Do. (wholesale) | 601 | 4 |
| 5 | Do. (manufacturing) | 150 | 0 |
| 119 | Firewood (retail) | 236 | 0 |
| 752 | Do. (wholesale) | 8,320 | 12 |
| 6 | Gas (manufacturing) | 180 | 0 |
| 164 | Ghee (keeping)... | 1,096 | 0 |
| 6 | Do. (manufacturing) | 75 | 0 |
| 138 | Grain (parching) | 163 | 0 |
| 407 | Gunny bags | 1,893 | 0 |
| 43 | Gunpowder (retail) | 203 | 12 |
| 2 | Do. (wholesale) | 60 | 0 |
| 5 | Do. (manufacturing) | 475 | 0 |
| 205 | Hay, Straw or Grass | 2,595 | 8 |
| 28 | Hides and Skins (dried)... | 430 | 0 |
| 21 | Do. raw (keeping) | 525 | 0 |
| 45 | Do. (tanneries) | 3,917 | 8 |
| 4 | Horns and Hoofs | 62 | 8 |
| 65 | Lime for burning (lime kiln) | 3,087 | 8 |
| 1,275 | Matches (retail) | 1,662 | 12 |
| 53 | Do. (wholesale) | 3,080 | 8 |
| 105 | Do. (Bengal Lights) (retail) | 163 | 4 |
| 193 | Metals (casting) | 2,892 | 0 |
| 63 | Methylated spirit | 635 | 0 |
| 823 | Noisy Trades | 2,016 | 8 |
| 596 | Oil (keeping) | 8,749 | 12 |
| 105 | Oil (manufacturing)... | 1,135 | 0 |
| 2 | Paper (do.)... | 80 | 0 |
| 25 | Do. (stored as waste paper)... | 260 | 0 |
| ... | Carried over | | ... |

| No. of Licenses. | Nature of Trade. | License fees. |
|------------------|---|---------------|
| | | Rs. a. |
| | Brought forward ... | |
| 128 | Permits under Section 390 | 3,275 0 |
| 38 | Petroleum (non-dangerous, under the Municipal Act) (kerosine oil) (retail) | 298 0 |
| 75 | Do. (non-dangerous, under the Municipal Act) (kerosine oil) (wholesale) | 584 0 |
| 7 | Do. (non-dangerous) (liquid fuel) under the Indian Petroleum Act | 522 0 |
| 110 | Do. (dangerous), (liquid fuel) under the Indian Petroleum Act | 294 4 |
| 9 | Pottery (manufacturing) | 24 0 |
| 17 | Rags | 255 0 |
| 45 | Saltpetre | 222 8 |
| 14 | Smelteries | 168 0 |
| 26 | Soap (manufacturing) | 605 0 |
| 18 | Sugar Refineries | 437 8 |
| 37 | Stables for Horses | 2,088 12 |
| 93 | Do. Milch Cattle | 7,705 0 |
| 77 | Do. Bullocks | 1,302 0 |
| 2 | Do. other four-footed animals | 2 0 |
| 47 | Sweetmeats, manufacturing and keeping | 308 0 |
| 1,892 | Timber | 22,098 4 |
| 136 | Turpentine (retail) | 667 8 |
| 43 | Do. (wholesale) | 645 0 |
| 38 | Whistles (steam), the blowing of | 380 0 |
| 40 | Wool | 230 0 |
| 66 | Licenses transferred | 95 0 |
| 14 | Special licenses under Section 394 (1) (d) (ii) | 24 0 |
| 12,643 | Total Rs. ... | 1,28,659 12 |
| 198 | License fees collected during 1921-22 for the preceding year (1920-21) | 3,130 0 |
| 12,841 | Grand Total ... | 1,31,789 12 |

MARKETS.

FROM

THE SUPERINTENDENT OF MARKETS

To

THE MUNICIPAL COMMISSIONER.

SIR,

I have the honour to submit the Annual Report of the Markets and Slaughter Houses for the year 1921-22.

2. The total receipts from Markets and Slaughter Houses during the year amounted to Rs. 9,07,038-0-7 as against Rs. 8,74,818-13-11 in the previous year showing an increase of Rs. 32,219-2-8.

3. There were 13 Municipal Markets in all which are given below with their revenues and the comparative figures of the last year.

| Names of Markets. | Total number of stalls. | Average number of stalls vacant. | Stall-rent. | | Squatters' fees collected departmentally. | | Total. |
|----------------------------------|-------------------------|----------------------------------|-------------|-------|---|-------|---------------|
| | | | Rs. | a. p. | Rs. | a. p. | |
| Colaba Market | 55 | 41 | 583 | 13 0 | | | 583 13 0 |
| Fort Market | 252 | 31 | 9,550 | 12 3 | 17 4 0 | | 9,568 0 3 |
| A. C. Market | 930 | 23 | 1,53,341 | 10 5 | 465 8 0 | | 1,53,807 2 5 |
| Erakine Road Market | 682 | 40 | 62,517 | 0 11 | 583 0 0 | | 63,100 0 11 |
| Bhuleshwar Market | 199 | 5 | 20,834 | 6 6 | 36 0 0 | | 20,870 6 6 |
| Pedder Market | 42 | | 2,300 | 9 6 | 0 4 0 | | 2,300 13 6 |
| Pork Market | 3 | | 309 | 13 0 | | | 309 13 0 |
| DeLisle Road Sheep Market | 50 | 2 | 7,541 | 3 2 | | | 7,541 3 2 |
| Fergusson Road Market | 30 | | 2,135 | 12 6 | 46 10 0 | | 2,182 6 6 |
| Parbhadevi Road Market | 26 | | 1,458 | 13 8 | | | 1,458 13 8 |
| Elphinstone Road Market | 46 | | 3,454 | 10 8 | | | 3,454 10 8 |
| Kamatipura Market | 49 | | 3,004 | 5 4 | | | 3,004 5 4 |
| Musjid Bunder Market | 54 | 20 | 6,046 | 12 0 | | | 6,046 12 0 |
| Total ... | *2,418 | 162 | 2,73,079 | 9 11 | 1,146 10 0 | | 2,74,228 3 11 |
| Total in 1920-1921 ... | 2,378 | 171 | 2,33,968 | 2 0 | 1,263 6 0 | | 2,35,231 8 0 |

* The number of beef stalls in A. C. Markets was increased from 81 to 120=39 and an outside shop at Kamati-pura was opened.

The rents of stalls in Municipal Markets were increased with effect from 1st October 1921 to the extent of 10 per cent. of the rent paid in January 1916 (*vide* S. C. R. No. 4234 of the 10th August 1921).

4. In addition to the above revenues Rs. 84,407 were received from the contractors for collecting squatter fees from different markets and the scale fee in A. C. Market against Rs. 68,096 of the last year.

5. A private market at Sewree was opened on 13th August 1921. As the license fees paid by the owners of the Private Markets were not sufficient to meet the increased charges for the maintenance of the staff and for the removal of refuse, &c., these fees were revised and were approved of by the Corporation under their Resolution No. 7290, dated the 10th November 1921. The revised scale of fees was put into force from 1st October 1921.

6. Similarly the Corporation under their Resolution No. 7317 of the 10th November 1921 sanctioned an increase in the license fee of outside meat shops and hawkers of meat from Rs. 25 to Rs. 50 per annum.

7. The market staff exercised careful supervision over these markets with particular regard to sanitary condition, cleanliness and wholesomeness of food stuffs. The state of some of these markets leaves much to be desired as mentioned in Municipal Commissioner's No. M-361-B of 8th October 1921 addressed to the Corporation. The Corporation have approved of the Municipal Commissioner's suggestions under their Resolution No. 1180, dated 4th May 1922. These will be given effect to.]

8. A quantity of unwholesome articles from different markets weighing about 289,726 lbs. was destroyed during the year.

9. The quantity of contraband meat seized and destroyed was 5,119 lbs. against 6,912 lbs. in the previous year.

10. 11,542 Buffaloes, 57,954 Horned cattle and 968,290 sheep and goats were brought on the fair ground at the Bandra Slaughter Houses for slaughter out of which 10 buffaloes, 627 horned cattle and 10,355 sheep and goats being found diseased or otherwise unfit for human food were rejected.

11. The slaughter fee realised at the Bandra Slaughter Houses was Rs. 3,05,914-10-0 against Rs. 3,22,227-6-0. The cause of decrease was due to the fact that the slaughtering of male cattle under three years of age and of female under four years of age and of cows and buffaloes in calf was prevented in accordance with Corporation Resolution No. 11840, dated 3rd March 1921.

12. 3,610 pigs and piglings were presented for slaughter at the Arthur Road Pig Slaughter House out of which 65 were condemned. The fee received for slaughtering these animals at the slaughter house and at other places in the City on the occasion of festivals amounted to Rs. 3,748-12-0 against Rs. 4,014-4-0 of the last year.

NOTE :—The details of animals slaughtered, &c., and the fee realised have been printed at the end of this report.

13. The average weight of slaughtered buffaloes, cows and bullocks was 7,400 tons and that of sheep and goats was 9,155 tons. The condemned quantity out of the former was about 28 tons and that out of the latter 16 tons.

14. The principal causes of meat condemnation at Bandra are emaciation, hydatid-cysts, abscesses and bruised condition and cysticercus bovis.

15. The principal diseases found among the pigs were tuberculosis and cysticercus celulosae the immature form of a tape worm transferred to man Taenia Solium. Out of 145 tons of meat slaughtered 7 tons or nearly 5 per cent. had to be rejected being found unfit for food due to tubercular affections and tape worms, etc., and was destroyed.

16. The sum realised from the contractor by the sale of the rights for recovering feeding and fair ground fees was Rs. 2,00,000 as against Rs. 2,14,500 derived in the past year showing a decrease of Rs. 14,500. The cause of decrease in this item of the revenue is mentioned in para. 11 of this report.

17. The other miscellaneous revenues derived are as follows :—

| | Rs. | a. | p. |
|--|--------|----|----|
| 1. Amount received from the contractor for the right of removing blood | 8,000 | 0 | 0 |
| 2. License fees | 23,765 | 12 | 0 |
| 3. Fees for verifying weights and measures | 1,127 | 3 | 0 |
| 4. Prices current | 124 | 14 | 0 |
| 5. Amount received from the contractor for the right of removing dead animals | 350 | 0 | 0 |
| 6. Minor receipts | 255 | 2 | 3 |
| 7. Ground rent | 263 | 0 | 0 |
| 8. Chawl rent and rent from Cinema Censor Board, &c. | 4,630 | 8 | 0 |
| 9. Rent from Pedder Market chawl, deductions for rents from Market peons and halalkhors and Bandra peons | 222 | 15 | 5 |

Total Rs....38,739 6 8

18. The fines inflicted by the Presidency Magistrate for the infringement of the provisions of the Municipal Act and the By-laws pertaining to markets during the year under report amounted to Rs. 1,132-4-0 against Rs. 782-1-0 in the previous year. This total amount includes fines of Rs. 1,055-4-0 for the importation of contraband meat brought in contravention of Section 412 (1) of the Municipal Act; the balance of Rs. 77 being for infringing other sections of the Act.

19. The staff for testing and stamping of weights and measures was maintained throughout the year.

20. The staff of the Market Department worked satisfactorily throughout the year. An additional staff of Head Inspectors was engaged during the latter part of the year and I am glad to say that during the short period this staff has exercised better supervision than had existed previously.

21. The Veterinary inspection staff at the slaughter houses also performed valuable work in protecting the public health.

22. I continued to be in Office all through the year.

23. The new beef section in A. C. Market is a substantial and well ventilated building with a galvanized iron roof and stalls covered with glazed tiles and marble slabs. The arrangement made is a vast improvement on the old beef market.

24. The refrigerator room at A. C. Market was completed but the arrival of the machinery for working it is awaited.

25. The old Pork Market at Dhobi Talao has been reconstructed on up-to-date lines.

26. In the following statement is shown the financial result of the Municipal Markets for the year 1921-22 :

| Names of markets, | Original cost. | | Additions, if any, made during the year. | | Total cost. | | Gross receipts. | | Expenditure. | | Net receipts. | | Percentage on the cost. | | Remarks. | | |
|-----------------------|------------------|-------------|--|------------|------------------|--------------|-----------------|-------------|-----------------|-------------|---------------|------------------------|-------------------------|---------------------|---|--|--|
| | Rs. | a. p. | Rs. | a. p. | Rs. | a. p. | Rs. | a. p. | Rs. | a. p. | Rs. | a. p. | Rs. | a. p. | | | |
| Colaba | 97,157 | 15 11 | | | 97,157 | 15 11 | 2,608 | 13 0 | 2,168 | 3 8 | | 440 | 9 4 | | The percentage on the total income and expenditure of all the Markets comes to 807. | | |
| Fort | 97,114 | 8 8 | | | 97,114 | 8 8 | 11,953 | 0 3 | 8,304 | 10 6 | | 3,748 | 5 9 | | | | |
| A. C. Market | 12,72,618 | 1 4 | 70,168 | 11 9 | 12,42,786 | 13 1 | 1,39,362 | 3 5 | 76,342 | 15 5 | | 1,13,019 | 8 0 | | | | |
| Erskine Road | 5,31,964 | 15 10 | | | 5,31,964 | 15 10 | 22,300 | 0 11 | 29,284 | 6 8 | | 69,986 | 10 8 | | | | |
| Bhuleshwar | 2,94,217 | 0 11 | | | 2,94,217 | 0 11 | 20,870 | 6 6 | 6,535 | 7 6 | | 14,334 | 15 0 | | | | |
| Pedder | 53,223 | 10 7 | | | 53,223 | 10 7 | 4,700 | 13 6 | 6,776 | 2 3 | Loss 2,075 | 4 9 | Loss 8 | 90 | | | |
| Pork | | | 20,880 | 13 4 | 20,880 | 13 4 | 309 | 13 0 | 234 | 3 6 | | 76 | 9 6 | | | | |
| DeLisle Road | 25,000 | 0 0 | | | 25,000 | 0 0 | 7,541 | 3 2 | 2,162 | 14 7 | | 4,378 | 4 7 | | | | |
| Fergusson | 22,669 | 0 0 | | | 22,669 | 0 0 | 6,562 | 6 6 | 3,613 | 7 11 | | 2,948 | 14 7 | | | | |
| Parbhadevi | 18,594 | 15 1 | 4,924 | 3 2 | 23,519 | 7 3 | 6,033 | 13 8 | 2,659 | 11 9 | | 2,480 | 0 11 | | | | |
| Elphinstone | 29,266 | 15 4 | | | 29,266 | 15 4 | 6,604 | 10 8 | 3,242 | 14 2 | | 2,361 | 13 8 | | | | |
| Kamatipura | 50,670 | 0 0 | | | 50,670 | 0 0 | 4,704 | 5 4 | 3,172 | 4 8 | | 1,532 | 0 8 | | | | |
| Musjid Bunder | 7,008 | 9 11 | | | 7,008 | 9 11 | 7,258 | 12 0 | 4,616 | 4 4 | | 2,642 | 7 8 | | | | |
| Total | 24,89,695 | 13 7 | 95,914 | 1 3 | 25,85,719 | 14 10 | 8,58,685 | 8 11 | 1,49,692 | 10 6 | | 2,10,847 | 14 2 | | | | |
| | | | | | | | | | | | | Deduct loss .. | | 2,075 4 9 | | | |
| | | | | | | | | | | | | Net receipts .. | | 2,08,772 9 5 | | | |

I have the honour to be,
 Sir,
 Your most obedient servant,
 C. M. FLANDERS, V.S.,
 CAPTAIN, R.A.V.C.,
 Superintendent of Markets &
 Slaughter Houses, etc.

Statement showing the number of animals slaughtered, removed for private slaughter, etc., during the year 1921-1922.

| Description. | MONTHS. | | | | | | | | | | | | Total Number of Animals. | Total amount of Slaughter Fees. | |
|--|-------------|-----------|------------|------------|--------------|-----------------|---------------|----------------|----------------|---------------|----------------|-------------|--------------------------|---------------------------------|-------|
| | April 1921. | May 1921. | June 1921. | July 1921. | August 1921. | September 1921. | October 1921. | November 1921. | December 1921. | January 1922. | February 1922. | March 1922. | | Rs. | a. p. |
| Buffaloes | 982 | 984 | 971 | 931 | 976 | 983 | 1,009 | 926 | 1,012 | 909 | 880 | 973 | 11,536 | 1,15,360 | 0 0 |
| „ for private slaughter in Bombay. | 1 | ... | ... | ... | ... | ... | ... | ... | ... | ... | ... | ... | 1 | 20 | 0 0 |
| Cows | 3,165 | 3,102 | 3,053 | 3,215 | 2,818 | 3,018 | 2,949 | 3,439 | 4,147 | 4,653 | 3,634 | 3,061 | 40,454 | 30,340 | 8 0 |
| Bullocks | 1,189 | 1,378 | 1,373 | 1,329 | 1,100 | 1,280 | 1,635 | 1,310 | 1,038 | 946 | 670 | 1,426 | 14,674 | 11,005 | 8 0 |
| Calves | 10 | ... | ... | ... | ... | ... | ... | ... | ... | ... | ... | ... | 10 | 7 | 8 0 |
| Sheep and Goats for Bombay | 61,307 | 62,900 | 62,600 | 62,482 | 61,695 | 64,100 | 62,215 | 56,124 | 68,992 | 68,788 | 58,833 | 65,327 | 755,363 | 94,420 | 6 0 |
| „ „ „ Mahim | 4,681 | 3,051 | 3,047 | 2,872 | 2,811 | 2,966 | 2,877 | 2,627 | 3,741 | 3,409 | 3,102 | 3,412 | 36,396 | 2,279 | 1 0 |
| „ „ „ Bandra | 1,911 | 1,978 | 1,961 | 1,979 | 1,965 | 2,329 | 1,962 | 1,715 | 2,060 | 2,182 | 1,859 | 1,888 | 23,739 | 1,483 | 11 0 |
| Pigs at Arthur Road Slaughter House ... | 350 | 272 | 285 | 279 | 317 | 317 | 302 | 281 | 353 | 330 | 259 | 255 | 3,599 | 3,599 | 0 0 |
| Piglings „ „ „ „ ... | ... | ... | ... | ... | 1 | ... | ... | 2 | ... | 2 | ... | 6 | 11 | 2 | 12 0 |
| Pigs for private slaughter in Bombay ... | 2 | 4 | 3 | 5 | 3 | 2 | 7 | 4 | 11 | 4 | 10 | 2 | 57 | 114 | 0 0 |
| Piglings „ „ „ „ ... | 5 | 24 | 5 | 4 | 9 | 6 | 8 | 10 | 20 | 10 | 28 | 3 | 183 | 33 | 0 0 |
| Live Horned Cattle brought to Bombay... | 110 | 156 | 93 | 125 | 251 | 568 | 152 | 68 | 146 | 78 | 92 | 146 | 1,985 | 9,925 | 0 0 |
| Live Sheep and Goats brought to Bombay | 3,891 | 4,494 | 4,154 | 4,824 | 6,092 | 3,328 | 4,044 | 3,379 | 3,609 | 3,856 | 3,900 | 5,386 | 50,957 | 25,478 | 8 0 |
| „ „ „ for private slaughter in Bombay ... | 3 | 2 | ... | 2 | 7 | ... | 3 | 1 | ... | 1 | 4 | 2 | 25 | 12 | 8 0 |
| „ „ „ removed by DeLisle Road Market Fadkarees ... | 2,047 | 2,845 | 2,470 | 3,347 | 3,210 | 2,041 | 2,766 | 2,301 | 2,619 | 2,698 | 1,725 | 3,180 | 31,144 | 15,572 | 0 0 |
| Total ... | ... | ... | ... | ... | ... | ... | ... | ... | ... | ... | ... | ... | 970,085 | 3,09,665 | 6 |

*Removed from Bandra to Bombay for private slaughter.

C. M. FLANDERS, V.S.,
CAPTAIN, R.A.V.C.,
Superintendent of Markets.

EDUCATIONAL.

THE SCHOOLS COMMITTEE
of
THE BOMBAY MUNICIPALITY.

ADMINISTRATION REPORT FOR THE YEAR 1921-1922.

I.—THE COMMITTEE.

1. The year under review was signalized by an expansion of the Schools Committee in conformity with the Bombay Primary Education Act of 1920, Section 19 thereof provides that in addition to the 12 members of the Committee, chosen from amongst themselves by the Members of the Municipal Corporation, there should be four co-opted Members, two of them ladies, all these four to be chosen by them from the general public outside their own ranks. Effect was given to this provision from August 1921. At the beginning of the year under review, *i.e.*, on 1st April 1921 the Committee was constituted as follows :—

Dr. Jehangir J. Cursetji, M.D., L.R.C.P., L.R.C.S., (*Chairman*).

Members.

| | |
|---|---|
| N. V. Mandlik, Esq., B.A., LL.B., J.P. | Rao Saheb Manaji Rajooji Kalewar. |
| Dr. Nadirshaw H. E. Sukhia, L.M. & S., L.V. Sc., F.R.S.I. (London), J.P. | Mohammed Ismail Curtay, Esq., J.P. |
| Dr. Moreshwar Chintaman Javle, J.P. | Rajaram Tukaram, Esq., M.B.E. |
| Mirza Ali Mohammed Khan, Esq., M.A., LL. B., J.P. | N. M. Joshi, Esq., B.A. |
| Dr. Dinshaw Bamanji Pestanji Master, L.M. & S. | Fazul Ibrahim Rahimtulla, Esq., B.A. B. N. Motivala, Esq., B.A., LL.B. |

Secretary—Rao Bahadur D. G. Padhye, M.A.

2. Dr. Jehangir J. Cursetji's term of office as Chairman for the calendar year 1921 expiring, Dr. M. C. Javle, J.P., was unanimously elected Chairman for 1922. The Committee placed on record "their sense of high appreciation of the great zeal and selfless devotion with which Dr. Jehangir had discharged his onerous duties as the Chairman of the Committee" and passed a special vote of cordial thanks in recognition of his services.

3. The four co-opted Members added from August 1921 were :—

- Dr. Kashibai Nowrange, B.A., L.M. & S.
- Miss B. A. Engineer, M.A., LL.B., M.B.E.
- Dr. T. M. Kajiji, M.A., LL.D., Bar.-at-Law.
- M. R. Jayakar, Esq., M.A., LL.B., Bar.-at-Law.

4. The four Members who, under the Law and the Bye-law, retired at the end of the calendar year 1921 were :—

- 1. Dr. Dinshaw Bamanji Pestanji Master, L.M. & S.
- 2. Rao Saheb Manaji Rajooji Kalewar.
- 3. Mohammed Ismail Curtay, Esq., J.P.
- 4. Rajaram Tukaram, Esq., M.B.E.

5. These four vacancies were filled by the re-election of the first three out of the above-mentioned gentlemen and the election of Dr. Rustomji N. R. Ranina, L.M. & S., J.P.

6. Dr. Nadirshaw H. E. Sukhia tendered in January his resignation of his Membership of the Schools Committee with effect from 1st April 1922. In forwarding it, as desired by Dr. Sukhia, to the Corporation, the Committee placed on record "their appreciation of the zeal and earnestness, with which the doctor had discharged his duties as a Member of the Committee for the long and unbroken period of the last seven years."

7. During the year under review the Committee held in all 26 Meetings, 11 out of which were Ordinary Monthly Meetings and the remaining Special or Adjourned ones.

8. To the Standing Sub-Committee for the Inspection of New Premises for Schools was added during the year, another for considering all proposals from the Secretary or otherwise for the opening of New Schools or the taking over of Private Schools, for being maintained as Municipal Schools. For various other casual purposes, six more Sub-Committees were appointed, one of them having to discharge particularly onerous duties in the course of the investigation, entrusted to it, about various matters connected with the appointment of Miss Wells, referred to later in para. 21. In addition to the Committee and the Sub-Committee work, abovementioned, Members also carried out the work of "Inspection of Municipal Schools" assigned to them, as provided for in Bye-law 7— (2) and (3), some Members visiting other Schools also. These inspections are of the nature of surprise visits and have been found in various ways to have a salutary effect.

9. Rao Bahadur D. G. Padhye continued throughout the year to be the Committee's Secretary. The Staff and the establishment of the Committee's Office was re-organized in accordance with the new triplicate division and now consists of one Chief Clerk, Mr. Shamrao N. Chachad, one Accountant, three Head Clerks and seven Clerks.

II.—General Progress.

10. The year under review was another year of sustained progress all round. True to the policy of improvement and expansion at as rapid a pace as possible, inaugurated in 1917-1918, the Committee have paid as much attention to quality as to quantity, the ideal they have in view being to make education not merely universal but also popular and useful. They will leave the following facts and figures to tell their own tale.

11. By far the most important step taken during the year from the Schools Committee's point of view, was the submission by them to the Corporation in November 1921, of carefully considered proposals for taking immediate action under the new Primary Education Act for the City, enacted by Government early in the year, and introducing Free and Compulsory Primary Education throughout the City under a graduated programme, spread over a period of three years dating from April 1922. Under the Scheme, submitted by the Committee in 1917-1918 and approved of by the Corporation and the Government, the goal of Free and Compulsory Education was to be attained in 10 years. Aware of the feeling expressed in some quarters that this period was much too long, the Schools Committee have been glad to revise their original proposals, so as to quicken the pace of advance, specially in the light of the facilities, the new Act affords by permitting the introduction of Free and Compulsory Education, piecemeal, and ward by ward, and for males and females or for males only, as may be found convenient. The Committee's new proposals seek to accelerate the progress towards the goal very materially, the full attainment being dated for 1924-1925. They were referred by the Corporation to a Committee and have just (29th July 1922) come back to the Schools Committee with certain modifications for further report. This the Committee intend to present quickly and they may well give the assurance of their fixed determination to move in the matter with as much despatch as possible.

12. The net growth in the number of Schools, during the year under review, was 25, bringing the total number of Municipal Schools to 298, 33 of them being Night Schools and the rest Full-time Day Schools. The new Schools opened were 25 and the Private Schools, taken over to be maintained as Municipal Schools, were 4. Owing to fall of attendance, 4 Municipal Schools were amalgamated with other Schools in close proximity. The new Schools were distributed as follows :—

| Kind of Schools. | Marathi. | Gujarati. | Urdu. | Total. |
|--------------------------|----------|-----------|-------|--------|
| Boys' Day Schools | 3 | 3 | 3 | 9 |
| Girls' do. | 6 | 1 | 5 | 12 |
| Night Schools | 3 | ... | 5 | 8 |
| Total | 12 | 4 | 13 | 29 |

*Less four amalgamated.
Net increase—25.*

The four amalgamated Schools were 3 Boys' Schools, each of one side, and 1 Marathi Girls' School.

13. The number of pupils also showed a very satisfactory increase. On the 31st March of 1921, the number on the rolls of all the Municipal Schools together was 32,211, the average for the year being 32,580. These numbers grew up on 31st March 1922 to 35,062 and 33,550, an increase of 2,851 and 970 respectively. The growth of nearly 3,000 pupils, that took place during the year, was over 50 per cent. higher than the ordinary previous average of 1,500 to 2,000 pupils *per annum*.

14. It is a matter for regret that a similar story of progress cannot be told of the Private Schools. The increased costs of the day seem to be telling heavily upon them. The number of the Recognized and Aided Schools decreased, during the year, from 161 to 147 and the number of pupils from 16,877 to 15,386. The Unrecognized Private Schools, worth taking note of, numbered 79 with 5,643 pupils on the rolls.

15. The total actual expenditure and receipts of the year amounted to Rs. 19,63,573 and Rs. 19,31,065 respectively, the Municipal Funds and the Fees collected contributing Rs. 18,79,340 and Rs. 50,561 respectively, towards the latter amount.

The corresponding figures for the last year were Rs. 15,91,298 and Rs. 16,41,458 and Rs. 15,90,800 and Rs. 47,653 respectively. Out of the total expenditure, the Government half share, under the agreement of 1918-1919 (G. O. 499 of 10th February 1919) of all costs in excess of Rs. 6,58,175, the Budgetted expenditure of 1917-1918, is estimated to be Rs. 6,26,836, as against Rs. 4,41,232, for the previous year. The opening and the closing Balances were Rs. 92,647-0-11 and Rs. 60,138-15-11 respectively.

16. Amongst the special efforts of a far reaching character, put forth by the Schools Committee, during the year under review, prominent mention may well be made of the widening of the sphere, and the systematising of the organization of the now permanently established annual fixture of the Exhibition of Art and Handicraft of the Municipal Schools, and the simultaneously held competitive Sports, both for boys and girls. Experience has proved the great utility of these two Institutions, as much from the Literary as the moral and physical points of view. The leading idea of the Exhibition is that a necessary constituent even of Primary Education must be a Training of the eye and the hand even in the Primary Standards, so that the three "R"s (Reading, writing and 'rithmetic) may have a due complement of the three "D"s, (Drill, Drawing and 'Droitness) and specially so in the case of girls. The Competitive Sports, it is unnecessary to state, conduce to better attention to health and strength. But a higher object, namely, the promoting of healthy rivalry and the stimulating of manly *esprit de corps* is sought to be obtained by arranging to hold the Exhibition and the Sports synchronously and in the same place, by making several of the competitions general ones, open to picked pupils from Marathi, Gujarati and Urdu Schools, all on terms of fraternal equality, and lastly, by asking every School to send representatives to compete at least in certain specified events. All the Schools are by turn brought to visit the Exhibition and have a glimpse of the Sports, and both the Opening and the Prize Distribution ceremonies are made *gala days*, celebrated with *eclat*. The Exhibition and the Sports of the year under review began on 7th April 1922 and continued for 12 days. On three days the Exhibition was thrown open to the general public and from 11 a.m. to evening, on all these days, men and women of position, of all races and creeds came in crowds. They passed commendations on the work of the juveniles, at which the Committee cannot but feel great gratification. They had sanctioned Rs. 3,500 for the expenditure and out of this sum the following were the prizes offered :—

For Girls only—

| | | |
|--------------------------------|-------------------|------------|
| Needle work | 200 prizes of Rs. | 600 value. |
| Music | 55 " " " | 165 " |
| Musical Drill in group | 56 " " " | 107 " |
| | <hr/> | |
| Total .. | 311 " " " | 872 " |

For Boys and Girls both—

| | | |
|---------------------|-----------|---------|
| Handwriting | 60 " " " | 120 " |
| Drawing | 50 " " " | 100 " |
| Handicraft | 80 " " " | 200 " |
| Sports | 198 " " " | 643 " |
| | <hr/> | |
| Total .. | 388 " " " | 1,063 " |

Grand Total 699 Prizes of the value of Rs. 1,935.

Both the number and the value of the prizes had to be materially increased, so eager was an unexpected growth of entries, the addition being 100 prizes of the value of about Rs. 175. It may be mentioned that the prizes in Needle work and other handi-work as well as the Sports were for work done at special examinations under strict supervision. These examinations were themselves an Object lesson and had greater stimulating effect than the set Exhibition of completed work, as held in the Lord Harris School.

17. A specially stimulating and much appreciated novelty of the year was the Institution of 6 Challenge Shields, artistically executed in silver and ebony, with a *Satar* a Sword and a lotus as devices on them, 3 for Girls' Schools and 3 for Boys' Schools, one each for the Marathi the Gujarati and the Urdu sides, to be won for a year by obtaining the highest number of prizes with the highest total value. The Shields were won this year by the Lamington Road Marathi, the S. S. Bengalee Gujarati and the Imamwada Urdu Girls' Schools, and the Chinch-pooogli Marathi, the Bapty Road Gujarati Nirashrit (Depressed Classes) and the Madanpura Urdu Boys' Schools. The superiority of the Depressed Class and Moslem Boys in Sports was as much marked as generously appreciated by the other competitors themselves. To Schools for making a good cumulative show and to individual teachers or pupils for good work, certificates of merit were also awarded. The two ceremonies of the Exhibition were presided over by Dr. M. C. Javle, the Chairman of the Committee, and several Members thereof as well as of the Corporation paid welcome visits.

18. As subsidiaries of considerable value to the gatherings connected with the Exhibition and Sports, may be mentioned the Prize distributions of individual Schools and the Navaratra gatherings and Garbha singings which all the Gujarati Girls' Schools manage to hold with the help of sympathising friends. A novel step was taken during the year by the official organization of a Joint Prize Distribution of about 15 Schools of Girgaum, held in December last, at the Lord Harris School; the success whereof will result in more such gatherings in future. Mention has also to be made of the participation by all the Municipal Schools, in the rejoicings, organized by the Sub-Committee for Children's Entertainment of H.R.H. the Prince of Wales Reception Fund and their holding individual gatherings in their own premises.

19. Another noteworthy effort of the year was the development, just initiated at the close of last year of the Boy Scouts and Girl Guides Corps. The Girgaum Corps, mustering 100 to 200 pupils representing 11 Gujarati and Marathi Boys' and Girls' Schools, has matured well and acquitted itself with great credit in various performances on the day of the Prize Distribution of the Exhibition. They had been drilled in First Aid and other Exercises and had been taken to Excursions and given some idea of Camp life. Another Corps, called the Bhuleshwar Corps, representing 9 big Gujarati and Urdu Schools, was organized during the year and made a promising exhibition. More Corps of the kind are evidently needed to extend the benefits to all Municipal Schools, in response to widely expressed desires of the kind.

20. Another event worthy of special mention was the completion, in practice and principle, of the Committee's establishment for the supervision and inspection of their Schools. To the two Assistant Lady Superintendents, in charge of the Marathi and the Gujarati Schools, (see Section VI) was added a Lady Superintendent for the Urdu Schools; and the Girls' Schools on the three sides were placed primarily in charge of these Assistant Lady Superintendents, subject only to a general guidance from the three Male Superintendents, who preside severally over the three sets into which the Bombay Municipal Schools are so far divided. On the Marathi side a Deputy Superintendent was added to cope with the increased work. One additional clerk and a sepoy were also added to the staff.

21. Special effort was made during the year to push forward the education of Moslem Girls, which, it has to be owned with regret, is in a very unsatisfactory condition for more reasons than one. Generally speaking, the parents do not care much for any higher teaching for their Girls than reading and writing of simple Urdu books and mere reading the Koran in Arabic. The girls, however, after a couple of years in School show great appreciation of higher learning. Other causes of backwardness are poverty and such social usages as the *Parda* and general aversion from exercises and accomplishments other than Needle work, e.g., Music Drill, &c. The most grievous impediment is the want of Moslem Lady Teachers with even the minimum education required for Primary Schools. The Committee's Urdu Lady Teachers' Training Class has only given us, within 5 years, less than 2 dozen Lady Teachers, educated upto the Vernacular IVth Standard. As in Bombay, so it is throughout the Presidency and the newly established Urdu Girls' Training College at Poona suffers from want of pupils. The Committee sends girls, so willing, to the said Class. Its result was to give to the Bombay Municipal Schools, during the last year, two 1st Year Trained Urdu Lady Teachers the very

first of the kind in the Department. Evidently, this takes matters too slowly. It was with a view to give a more rapid push to the education of Moslem girls, that in addition to the appointment of an Assistant Lady Superintendent for them, as specified above, it was resolved to raise the centrally situated Nagpada School to the status of a Full Primary Girls' School, so that we may bring up a local race of Moslem Girl teachers, qualified and eligible for Training Certificates. Unhappily, the Committee could not get competent Moslem Lady teachers, and to the appointment of a particularly competent Christian Lady Teachers Miss E. F. Wells, who had to be taken up, there cropped up a considerable opposition, evidently due to misunderstanding. The air has been however cleared completely and there are now three Urdu Girls' Schools with the Vth Standard Classes, and a healthy rivalry to get good results therefrom has already sprung up.

22. Some other items of improvement, though of a comparatively smaller importance may conveniently be enumerated here. By way of experiment, two *Cooking Classes* were introduced in two popular Girls' Schools, one, the Kalbadevi Gujarati, and the other, the Thakurdwar Marathi School. The experiments have proved successful and caste does not seem to have operated as a hindrance to co-cooking or to co-tasting the cooked things, either. Another novelty was the introduction of the *Spinning Wheel* in all the Municipal Girls' Schools and some of the Boys' Schools. The Committee supplied 150 *Charkas* and appointed an itinerant Lady teacher for the Girls' Schools. There were also patriotic gifts of about 50 *Charkas* to individual Schools. The exercise has become popular in certain Schools and some prizes in the Exhibition were assigned for it and duly won. Another improvement was the getting up of a systematically graduated *course of Music* and songs for the Marathi Schools, all put down in a carefully prepared book of songs, set forth with due notation. Another advance was the introduction of *higher Standards* in 5 Marathi, 8 Gujarati and 8 Urdu Schools. Then there was the *Deputation* of two Lady Teachers to the *Montessori Class* of Miss Nixon's Secondary Lady Teachers' Training College at Malabar Hill. Another couple of Lady Teachers were deputed to the *Ladies Physical Training Class*, opened under the supervision of Miss MacCallum, under the auspices of the Y. W. C. A. An *increase in the fixed monthly contingencies* and in the staff of the Hamals and Sepoys may conclude the list of the more notable improvements of the year.

23. The general efficiency of Municipal Schools, under the care and supervision of the Superintendents and their Assistants, strengthened and reorganized as mentioned in para. 20 above, was maintained at a high level. The Schools stood well the ordeal of the riots of November 1921, only one teacher being reported to be killed, a couple of them molested and two or three School Buildings subjected to on rushes of crowds and pelting, but not so as to cause much damage. Not more than half a dozen Schools had to remain closed and that too, for a day or two only. The Examination results of the year were gratifying. The Marathi side claimed 1,021 passes out of 1,521 sent up, at the Government Vernacular IVth Standard Examination, the Gujarati Schools 204 out of 440 and the Urdu Schools 139 out of 157, total 1,454 passed out of 2,118 sent up, i.e., 68·6 per cent. At the Vernacular Final Examination, 18 out of 26 passed from the Marathi Schools, and 8 out of 28 from the Urdu Schools. The 3 Marathi A. V. Schools claimed 5 passes in the First Grade Drawing Examination and earned Rs. 449 as Government Grant. The Urdu Schools secured two Miss Mary Carpenter Scholarships. Two out of the 7 Government Middle School Scholarships of the year were won, one by a Marathi Nirashrit and the other by an Urdu Boys' School.

24. During the year under review, the Committee gave 156 Scholarships, distributed between Girls' Schools and Depressed Class Schools, their total value being Rs. 425 p.m. Besides the Exhibition, Prizes were awarded to the extent of Rs. 8,800. The Drawing materials supplied cost Rs. 4,800, the Sewing and Knitting materials Rs. 10,200 and various Educational requisites, Rs. 25,487. The Sewing classes got the materials above mentioned late in the year: They started with a supply made at the end of the last year of materials worth Rs. 4,500. They made new articles worth about Rs. 5,500, whereof part was sold for Rs. 2,035 and the rest retained in School. The furniture supplied cost Rs. 38,915, the figures including articles supplied to the newly opened Schools.

25. The encouragement of the attainment by teachers of higher Training and other qualifications was pursued during the year under review as a matter of fixed policy. The Marathi Teachers' Training Classes, under Mr. N. G. Limaye, B.A.L.T., Headmaster, had about 75 Teacher-pupils, 22 out of whom (one of them a Lady) attained the rank of 'Qualified' Teachers from 1st April 1921. The Gujarati Training Classes, under Mr. C. L. Bakshi, B.A.L.T., had about 3 dozen teacher-pupils, the majority of them in the Nirashrit Schools Teachers' Division. Seven of them became 'Qualified' Teachers. Nine Urdu School Teachers attained the same rank. Mr. Shahabuddin Imam Munshi, the Headmaster of the Urdu Teachers' Training Classes, has ceased to hold that office. A successor has yet to be appointed. The re-training of selected batches of teachers in the Nagpada Urdu, the Lamington Road Marathi and the Bhuleshwar Gujarati Schools under the eye of these Headmasters of the Teachers' Training Classes has continued. The Committee maintained at the Poona, Ahmedabad and Dhulia Training Colleges, 6 teachers on full salaries and 32 Female and 57 Male Stipendiaries. The

stipends have been increased to Rs. 20 *per mensem* as compared to the fixed Government scale of Rs. 15. The number of the Committee's stipendiaries, who returned during the year with Training Certificates from the colleges, was 10 males and 8 females on the Marathi side, 10 males and 2 females on the Gujarati side and 9 males and 1 female on the Urdu side. The teachers who got higher or *de novo* Training College Certificates "from outside" were 31 males and 17 females on the Marathi side, 17 males and 20 females on the Gujarati side and 19 males and 1 female on the Urdu side. A large number of the Lady teachers who so improved their status have to thank the local Training Colleges, maintained by the Seva Sadan and the Vanita Vishram Societies, which enable them to remain in service and at the same time to attend the Training Classes in the mornings and study for the Certificate Examinations, though it is feared this double stress tells upon their health.

26. There was one addition to the 9 School Buildings, that are so far owned by the Municipality itself. That was the Jafferbhai Rahimtulla School Building, in a small part whereof is also located a Municipal Dispensary, and towards the cost of which the Hon'ble Sir Ibrahim Rahimtulla, Kt., has made a substantial contribution. Such improvement in the location of Schools, as was found possible under the scarcity and costliness of house accommodation prevalent in Bombay, was made. The new premises engaged, during the year, were 25. Additional accommodation was provided for a dozen more Schools. There were, besides, about two dozen cases of improvement of premises and consequent revision of rent. School gardening, wherever and to whatever extent possible, continued to be encouraged.

27. Regarding Grant-in-Aid Schools, mention was made in the Report for the last year of a new scheme, formulated by the Schools Committee and forwarded, as required by law, to Government for their sanction. The scheme proposes to increase the present Code Maximum of one-third of the total expenditure to more than half and vest the administration of grants in officers responsible to the Schools Committee. The question is still the subject of a triangular correspondence between the Committee, the Corporation and Government. But one step was realized last year, namely, the assessment of the grants by the Committee and its own officers, with the result that the allowable full one-third expenditure grant was given to all Schools coming up to a minimum level of efficiency. The total amount of grants given during the year under review came to Rs. 1,44,500 for 147 Schools, which meant an average of Rs. 983 per School. This figure of Rs. 983 per School, as the first result of the administration coming into the Committee's hands, compared very favourably with the figure of Rs. 626, average per School, given last year, in accordance with the recommendations of the Government Educational Officers, which totalled Rs. 1,00,878 for 161 Schools.

28. Some miscellaneous statements may well be made by way of concluding the above account of the Committee's stewardship of Primary Education in the City. The number of ordinary teachers in the Municipal Schools rose during the year from 1,383 to 1,558, that of special teachers for Drill, Drawing, Scouting, Music and Needle work from 87 to 112, and that of the subordinate service from 156 to 198. The Schools for the Depressed Classes were 13 Marathi and 6 Gujarati Boys' and 2 Marathi and 1 Gujarati Girls' Schools and they had, on the Marathi side, 2,000 boys and 324 girls, and on the Gujarati side, 378 boys and 155 girls; a total of 2,857 pupils as against 2,565 of the previous year. It may be mentioned that a third of the pupils of the Bombay Municipal Depressed Class Schools always belong to the literary classes of society, attending such Schools quite voluntarily. The Night Schools that had risen in the year previous to that under report, from 9 to 25 with pupils risen from 336 to 919, increased, during the year under review, to 33 Schools with 1,136 pupils. The two Marathi Mill Schools had an attendance of 94 boys and 66 girls, total 160, as against 234 for 1920-1921 and 195 for the year previous. The decrease shows that the half-time working juvenile Mill hands will never go to School unless under a system of compulsion. Fourteen new permissions for the use *gratis* of Municipal Schools were given during the year for various educational or literary institutions. Amongst them there were 45 Schools with 1,693 pupils as against 31 Schools with 1,400 pupils in 1920-1921.

III.—The Supervising Staff.

29. The Supervising Staff, working under the general direction of the Secretary consisted of the following Officers:—

(A) *The Marathi Schools*—total 141 Schools; pupils 18,396.

1. Superintendent—Mr. K. B. Padgaokar, B.A.
2. Asstt. Superintendent—Mr. B. R. Manerikar, B.A.
3. Asstt. Lady Superintendent—Mrs. Shantabai Kashalkar, B.A.
4. Deputy Superintendent—Mr. D. B. Kulkarni, Matric and 3rd Year Trained—Appointed in September 1921.

N.B.—Mr. Padgaokar was on leave for 22 days, Mr. Manerikar for 19 days and Mrs. Shantabai Kashalkar for 5 months. They paid 385, 537 and 198 visits, respectively, to Schools. Mr. Manerikar acted as Superintendent during Mr. Padgaokar's leave and Mrs. Sundar Talpade for Mrs. Shantabai Kashalkar. Mrs. Talpade paid 134 visits. Mr. Kulkarni paid 260 visits.



(B) *The Gujarati Schools*—total 68 Schools with 7,715 pupils.

1. Superintendent—Mr. H. G. Anjaria, M.A., LL.B.
2. Asstt. Superintendent—Miss Serene Dallas, M.A.

N.B.—Mr. Anjaria was on 5 months' furlough from 24th March 1921 and Miss Dallas acted for him, Mr. Bakshi, B.A.L.T., the Headmaster, Gujarati Teachers' Training Class, acted in Miss Dallas' place. Their visits numbered 261, 465 and 163, respectively.

(C) *The Urdu Schools*—total 89 Schools with 8,951 pupils.

1. Superintendent—Mr. A. R. Bhaiji, B.A.
2. Assistant Superintendent—Mrs. A. Bawa, Matric Trained.
3. Deputy Superintendent—Mr. Shaikh Ahmed, 3rd Year Trained.

N.B.—The visits of these three officers came to 362, 273 and 631, respectively. Mrs. A. Bawa was appointed in July only.

* * * * *

The work of the Superintendents is varied and complex. They conduct personally the Annual Examinations of the Schools under their respective charges, keep themselves in active touch with all the teachers, guide the teaching and see to the preservation of general discipline. An onerous part of their duty is to help the local Government Educational Officers in conducting the IVth Standard Examination.

All the officers discharged their duties creditably. The three permanent Lady Superintendents are persons of superior calibre, quite able to hold their own with their male colleagues. Indeed, Miss Dallas acted and acted with remarkable efficiency as the Superintendent during the long leave of Mr. Anjaria. She and Mrs. Kashalkar were in their element at such functions as the Exhibition. Though yet a junior, Mrs. Bawa has already got a firm hold on her work.

IV.—Municipal Schools and Attendance.

30. The following statement shows the number of Municipal Schools of various descriptions, with the pupils attending them, at the end of the year under review, comparing the same with the figures for the previous year. The total growth in the number of Schools has been, as stated in the general summary, 25 :—

| CLASSES OF SCHOOLS. | MUNICIPAL. | | | |
|---|------------|---------|----------|---------|
| | 1921-22. | | 1920-21. | |
| | Schools. | Pupils. | Schools. | Pupils. |
| MARATHI. | | | | |
| Middle Schools | 3 | 209 | 3 | 232 |
| Primary for boys | 77 | 12,310 | 75 | 12,633 |
| Do. for girls | 43 | 5,163 | 38 | 4,468 |
| Total | 123 | 17,682 | 116 | 17,333 |
| <i>Night Schools</i> | 18 | 714 | 15 | 652 |
| Total of Marathi Schools ... | 141 | 18,396 | 131 | 17,985 |
| GUJARATI. | | | | |
| <i>Day Schools</i> — | | | | |
| Middle Schools | 2 | 207 | 1 | 157 |
| Primary for boys | 38 | 4,527 | 37 | 4,009 |
| Do. for girls | 26 | 2,931 | 25 | 2,700 |
| Total | 66 | 7,665 | 63 | 6,866 |
| <i>Night Schools</i> | 2 | 50 | 2 | 55 |
| Total of Gujarati Schools ... | 68 | 7,715 | 65 | 6,921 |
| URDU. | | | | |
| <i>Day Schools</i> — | | | | |
| Primary for boys | 56 | 6,342 | 54 | 3,966 |
| Do. for girls | 20 | 2,237 | 15 | 3,104 |
| Total | 76 | 8,579 | 69 | 7,070 |
| <i>Night Schools</i> | 13 | 372 | 8 | 235 |
| Total of Urdu Schools ... | 89 | 8,951 | 77 | 7,305 |
| Grand Total of Marathi, Gujarati and Urdu Schools ... | 298 | 35,062 | 273 | 32,211 |

The total number of Schools at the end of the year was 298, of which 209 Schools were Boys' Schools with 24,731 pupils and 89 Girls' Schools with 10,331 pupils. The boys attending the Girls' Schools were 225 and the girls attending Boys' Schools, 2,333.

V.—Finance.

31. The figures for Income and Expenditure and the opening and the closing balances, as well as the expected Government contributions for the year under review and the previous year both, are already given in para. 15 of Section II (General Progress) above. The various items of Income and Expenditure are given in detail in Appendix B. The fee income rose from Rs. 47,603 to Rs. 50,561, the Municipal contribution from Rs. 15,90,800 to Rs. 18,79,340 and the expenditure from Rs. 15,91,298 to Rs. 19,63,573. The increased expenditure was due to the annual increments of salaries per fixed grades, the opening of new Schools involving proportionately much higher outlay in rent, and various other items of increase, owing to the general expansion of the Department, and consolidation of the staff for Superintendence and Medical Inspection. The average cost per pupil including the cost of the supervising and Medical Establishments came to 51.9 as against 46.3 of the previous year.

VI.—Teachers and other Employes.

32. The following table shows the total number of ordinary teachers for the different kinds of Municipal Schools for the year under review and the year previous :—

Number of Teachers for the year 1921-1922.

| Class of Teachers. | NUMBER OF TEACHERS. | | | | | | | | |
|--------------------|---------------------|---------|--------|------------|---------|--------|--------|---------|--------|
| | Trained. | | | Untrained. | | | Total. | | |
| | Male. | Female. | Total. | Male. | Female. | Total. | Male. | Female. | Total. |
| Marathi | 312 | 138 | 450 | 235 | 89 | 324 | 547 | 227 | 774 |
| Gujarati | 147 | 123 | 270 | 69 | 30 | 99 | 216 | 163 | 369 |
| Urdu | 88 | 3 | 91 | 228 | 96 | 324 | 316 | 99 | 415 |
| Total | 547 | 264 | 811 | 532 | 216 | 747 | 1,079 | 479 | 1,558 |

Number of Teachers for the year 1921-1922.

| | | | | | | | | | |
|-----------------|-----|-----|-----|-----|-----|-----|-----|-----|-------|
| Marathi | 284 | 113 | 397 | 232 | 92 | 324 | 516 | 205 | 721 |
| Gujarati | 123 | 112 | 235 | 59 | 24 | 82 | 181 | 136 | 317 |
| Urdu | 72 | ... | 72 | 186 | 87 | 273 | 258 | 87 | 345 |
| Total | 479 | 225 | 704 | 476 | 203 | 679 | 955 | 428 | 1,383 |

33. The increase in the number of teachers was 175. The percentage of trained teachers, which was 51, rose by about $1\frac{1}{2}$ per cent., and may in itself be regarded as satisfactory, specially in view of the fact that the above given figure of all untrained teachers includes over 100 teachers who have passed the local Qualified Teachers' Examination and are nearly equal to 1st Year Trained persons.

The Special Teachers rose in numbers as stated below :—

| | 1920-1921 | 1921-1922 |
|---|-----------|-----------|
| Drawing Teachers | 17 | 21 |
| Drill Teachers | 15 | 17 |
| Music Teachers | 14 | 17 |
| Knitting Teachers | 7 | 11 |
| Sewing Mistresses | 19 | 24 |
| English Lady Teachers in Girls' Schools | 13 | 18 |
| Drill and Scout Masters | 2 | 4 |
| | 82 | 112 |

34. To the above mentioned 1,670 teachers of the Day and Night Schools have to be added 17 teachers of the Teachers' Training Classes, 211 peons, sepoys and hamals and 8 clerks of the Superintendents' and the Medical Inspectors' Offices, total 1,906. Adding the 9 Superintendents and their Assistants, and the 6 Medical Inspectors and their Assistants the number of the personnel, controlled by the Committee and its Office Establishment of 1 Secretary and 12 clerks, totalled on 31st March 1922, 1,921 persons.

VII.—Retirements and Deaths, &c., amongst the Teachers, etc.

35. The deaths recorded in the year amongst Teachers and others totalled 26 males and 9 females, tuberculosis claiming 6 victims. The most deplored losses by death were those of Mr. K. B. Nene, Mr. H. V. Juvekar and Mr. G. S. Kanitkar, the Headmasters of the Girgaum, the Sutar Lane and the Nagdevi Marathi Boys' Schools. They were all three veterans of an uniformly approved record, Mr. Nene being also a scholar and writer and had the honour of having his service borrowed recently by Government for appointment to an Acting Assistant Deputy Educational Inspectorship. There were two cases of retirement amongst the Trained Teachers, those of Bai Veerbaiji Mehta and Bai Radhabai Ranade, Head Mistresses of the S. S. Bengalee, Gujarati and the South Girgaum Marathi Girls' Schools. Both were persons of marked characteristics, Bai Veerbaiji having 45 years' service to her credit and Bai Radhabai 31 years'. They were at the head of Schools with advanced standards and the manner they discharged their duties was highly creditable. In recognition of their unique services, the Committee granted to them substantial bonuses over and above their pensions. The following table classifies per disease the deaths of the year :—

Deaths.

| Total No. of Teachers. | Marathi Schools. | | Gujerathi Schools. | | Urdu Schools. | | Total. | | |
|--------------------------|-----------------------|----------|--------------------|----------|---------------|----------|--------|----------|--|
| | Males. | Females. | Males. | Females. | Males. | Females. | Males. | Females. | |
| Cause of Death. | The Number of Deaths. | | | | | | | | |
| Tuberculosis | ... | ... | 1 | ... | 2 | 3 | 3 | 3 | |
| Lung and Chest Diseases. | 2 | ... | ... | ... | ... | ... | 2 | ... | |
| Fevers and Influenza. | 1 | ... | 5 (3 peons) | ... | 1 | 1 | 7 | 1 | |
| Plague and Cholera... | 1 | 1 | ... | ... | ... | 1 | 1 | 2 | |
| Other causes... | 4 | 2 | 4 (1 peon) | ... | 3 | ... | 11 | 2 | |
| Pneumonia | ... | 1 | ... | ... | ... | ... | ... | 1 | |
| Diarrhoea | ... | ... | 2 | ... | ... | ... | 2 | ... | |
| Total | 8 | 4 | 9+3 12 | ... | 6 | 5 | 26 | 9 | |

VIII.—Medical Inspection.

36. The Establishment for the Medical Inspection of the children and Teachers of Municipal Schools, as revised and enlarged on a permanent basis in 1920-1921, consisted at the beginning of the year under review, of the following persons :—

1. Dr. G. V. Kher, L.M.&S.Medical Inspector.
2. Dr. Miss Gulbai M. Doctor, L.M.&S.Medical Inspectress.
3. Dr. V. D. Afinwala, L.M.&S.Medical Inspector.
4. Dr. S. A. Desai, L.C.P.S.
5. Miss Tarabai Rajapurkar, Trained Nurse and
Mid-wife. } Assistants.
6. Dr. B. G. Mahodaya, M.B.B.S.

37. Drs. S. A. Desai and B. G. Mahodaya resigning early in the course of the year, Dr. B. P. Narielwala, L.M.&S., and Dr. V. J. Gidh, L.M.&S., were appointed as their successors. The new-comers are tried persons of considerable experience, and with their help the Inspectors carried on satisfactorily their work of Examination as well as delivering lectures on Sanitary subjects to pupils as well as to their parents and guardians, to collect the latter of whom special efforts were put forth with considerable success.

38. Drs. Kher and Narielwala worked together. They visited 84 Schools, 77 twice and 7 only once. The total number of children examined was 6,085 out of whom 1,560 were re-examined, being marked cases. 65 per cent. of the children at the first examination were found to have one ailment or another. The cases of mal-nutrition showed a percentage of 30, bad eyes 31, defective tooth 27 and defects of throat 14. There were 15 per cent. cases of enlargement of Lymphatic Glands. 1,897 intimations of ailments were sent to the parents and guardians and 1,198 of them had replies. 852 cards for treatment at Municipal Dispensaries were issued. 34 per cent. of the cases found defective at the first visit were cured. In 346 cases private treatment was resorted to mostly with success.

39. Dr. Miss Gulbai with her Assistant Miss Tarabai visited 67 Schools, examining a total of 5,533 children out of whom the number of marked cases re-examined was 1,869, 70 per cent. of the children were found at the first examination to have one defect or another. Out of the marked cases examined twice, 40 per cent. showed improvement, 8 per cent. deterioration and above 40 per cent. the development of some new complaint. Amongst the 1,869 children found having some ailment, mal-nutrition claimed a percentage of 40, eye diseases 22, tooth diseases 33 and throat complaints 21. 2,193 intimations were sent to the parents and guardians. The replies received were 1,177 and the cards issued for treatment at Municipal Dispensaries were 446 whilst 731 cases preferred private treatment.

40. Drs. Afinwala and Gidh visited 83 Schools and examined 6,025 children, 4,508 at the first visit and 1,517 at the second, 1,711 children out of 4,508, *i.e.*, 37 per cent. were found to have one defect or another. Tooth complaint claimed a percentage of 10, bad eyes 5, lungs and skin diseases 6 to 7. 1,178 intimations were sent to the parents and 1,328 cards for treatment at the Municipal Dispensaries were issued.

41. Drs. Afinwala and Gidh delivered 12 lectures to groups of 17 Schools. Dr. Miss Gulbai gave 10 lectures. Drs. Kher and Narielwala delivered 10 lectures. At some of these lectures the attendance of the general public was very satisfactory.

42. The reports presented by the Medical Inspectors are interesting reading and they make some valuable suggestions, *e. g.*, the suggestions that the co-operation of teachers in the remedial measures should be stimulated, that more free Dispensaries should be established in F and G Wards and that the Sanitary Lectures delivered should be accompanied by Magic Lantern demonstrations.

THE SCHOOLS COMMITTEE'S OFFICE, }
BOMBAY, 5th August 1922. }

D. G. PADHYE,
Secretary, Schools Committee.

Appendix A.*Statement of Income and Expenditure of the "School Fund" for the year 1921-22.*

| Receipts. | Amount. | | | Expenditure. | Amount. | | |
|---|-----------|----|----|---|-----------|-------|-------|
| | Rs. | a. | p. | | Rs. | a. | p. |
| 1. Balance on the 1st of April 1921 ... | 92,647 | 0 | 11 | A.—SCHOOLS. | | | |
| 2. Fees from Municipal Schools ... | 50,561 | 0 | 0 | 1. Head Masters and Teachers ... | 9,42,637 | 3 | 8 |
| 3. Contribution from the General Municipal Fund.. | 18,79,340 | 0 | 0 | 2. War Allowance ... | 3,17,071 | 6 | 11 |
| 4. Government Grants-in-Aid towards buildings ... | | | | 3. Servants ... | 37,328 | 1 | 9 |
| 5. Interest on Endowments or Investments ... | 523 | 11 | 0 | 4. Rent ... | 2,72,464 | 9 | 8 |
| 6. Miscellaneous ... | 640 | 9 | 0 | 5. Cost of Class Books... .. | 2,093 | 2 | 0 |
| | | | | 6. School Furniture | 38,915 | 3 | 8 |
| | | | | 7. Prizes | 8,800 | 0 | 0 |
| | | | | 8. Contingencies and Miscellaneous | 1,16,251 | 13 | 4 |
| | | | | 9. Scholarships in Schools | 578 | 9 | 16 |
| | | | | 10. Stipends of Students under Training as Vernacular Teachers | 30,701 | 11 | 11 |
| | | | | 11. Superintendents' Establishment | 40,284 | 15 | 2 |
| | | | | 12. Grants-in-Aid to Primary Schools | 1,44,600 | 0 | 0 |
| | | | | 13. Library and Museum | 1,650 | 1 | 11 |
| | | | | 14. Medical Inspection | 17,522 | 0 | 1 |
| | | | | B.—BUILDINGS. | | | |
| | | | | 1. Municipal Original Works | | | |
| | | | | 2. Repairs to Municipal School Houses | 2,774 | 5 | 1 |
| | | | | Balance on 31st March 1922 | 60,138 | 15 | 11 |
| Total ... | 20,28,712 | 4 | 11 | Total ... | 20,28,712 | 4 | 11 |

The Schools Committee's Office,
BOMBAY, 15th July 1922.

D. G. PADHYE,
Secretary, Schools Committee.

Appendix B.*Balance Sheet of the "School Fund" for the year 1921-22.*

| LIABILITIES. | | Rs. a. p. | | ASSETS. | | Rs. a. p. | |
|---|----------------|-----------|-------|--|-------------|-----------|------|
| To Deposit Account | | 7,388 | 15 4 | By Imperial Bank of India, Bombay Government, &c., Paper Deposit Account | | 1,07,500 | 0 0 |
| " Harkisondas Brijlal Prize Fund— | | | | " Imperial Bank of India, Bombay Surplus Cash Government, &c., Paper Deposit Account ... | | 10,801 | 0 0 |
| Principal | Rs. 500 0 0 | | | " Imperial Bank of India, Bombay on account of Securities from Contractors | | 2,200 | 0 0 |
| Interest | 45 4 5 | 546 | 4 5 | " Advance Account— | | | |
| " Dr. Blaney Prize Fund— | | | | To the Secretary | Rs. 130 0 0 | | |
| Principal | Rs. 1,000 0 0 | 1,104 | 7 11 | To the Superintendent Marathi Schools " | 30 0 0 | | |
| Interest | 104 7 11 | | | " Gujarati " " | 20 0 0 | | |
| " Madhavdas Raghunathdas Prize Fund— | | | | " Urdu " " | 20 0 0 | | |
| Principal | Rs. 500 0 0 | 546 | 4 0 | | | 200 | 0 0 |
| Interest | 46 4 0 | | | " Advances, Miscellaneous | | 30 | 0 0 |
| " Jivcore Lallubhai Scholarship, &c., Fund— | | | | " Actual Cash Balance— | | | |
| Principal | Rs. 1,000 0 0 | 3,384 | 15 0 | In the Imperial Bank of India Rs. 62,119 2 4 | | | |
| Interest | 2,384 15 0 | | | Bombay. | | | |
| " Bachopbai S. Bengalee Prize Fund— | | | | In the Office Treasury | 1,773 6 6 | | |
| Principal | Rs. 1,000 0 0 | 1,099 | 1 2 | | | 63,892 | 8 10 |
| Interest | 89 1 2 | | | | | | |
| " Lady Hardinge Prize Fund— | | | | | | | |
| Principal | Rs. 1,200 0 0 | 1,442 | 6 1 | | | | |
| Interest | 242 6 1 | | | | | | |
| " R. S. Taki Scholarship and Prize Fund— | | | | | | | |
| Principal | Rs. 1,100 0 0 | 1,122 | 13 4 | | | | |
| Interest | 22 13 4 | | | | | | |
| " War Loan Prize Fund— | | | | | | | |
| Principal | Rs. 2,900 0 0 | 8,263 | 1 8 | | | | |
| Interest | 363 1 8 | | | | | | |
| " Rumbahai Laldas Parbhudas Endowment and Scholarship Fund— | | | | | | | |
| Principal | Rs. 10,000 0 0 | 10,606 | 7 0 | | | | |
| Interest | 606 7 0 | | | | | | |
| " Parmanand Raja Endowment Fund— | | | | | | | |
| Principal | Rs. 13,800 0 0 | 14,620 | 0 0 | | | | |
| Interest | 820 0 0 | | | | | | |
| " Bai Valibai Vallabhdas Endowment Fund— | | | | | | | |
| Principal | Rs. 29,000 0 0 | 29,153 | 0 10 | | | | |
| Interest | 153 0 10 | | | | | | |
| " Paper Deposit from Contractors— | | | | | | | |
| Principal | Rs. 2,200 0 0 | 2,290 | 1 5 | | | | |
| Interest | 90 1 5 | | | | | | |
| " Nagardas Raghunath Scholarships and Endowment Fund— | | | | | | | |
| Principal | Rs. 23,000 0 0 | 23,825 | 7 0 | | | | |
| Interest | 825 7 0 | | | | | | |
| " Navalbai Raghunathdas Scholarship Fund— | | | | | | | |
| Principal | Rs. 2,500 0 0 | 2,549 | 12 0 | | | | |
| Interest | 49 12 0 | | | | | | |
| " Donation for Training Urdu Teachers | | | | | | | |
| " N. S. Bengalee Donation | | | | | | | |
| " Cutchi Memon Scholarship | | | | | | | |
| " S. M. Edwardes Scholarships | | | | | | | |
| " Cash Deposits from Contractors | | | | | | | |
| " Income and Expenditure Account— | | | | | | | |
| Balance on 31st March 1922 | | 60,138 | 15 11 | | | | |
| " The Madhavrao Rokde Free School and Endowment Fund | | 20,000 | 0 0 | | | | |
| " Prof. N. G. Wellinkar's Scholarship and Prize Fund | | 1,030 | 0 0 | | | | |
| Total Rs. ... | | 1,84,623 | 8 10 | Total Rs. ... | | 1,84,623 | 8 10 |

The Schools Committee's Office,
BOMBAY, 15th July 1922.

D. G. PADHYE,
Secretary, Schools Committee.

Appendix C.*The Aided Schools.*

The following table shows the number of Aided Schools with the attendance thereat. The amount of Grant paid to them from the "School Fund" during the year 1921-22 was Rs. 1,44,500 as against Rs. 1,00,878 for the previous year :—

| CLASSES OF SCHOOLS. | AIDED. | | | |
|---|------------|---------|----------|---------|
| | 1921-1922. | | 1920-21. | |
| | Schools. | Pupils. | Schools. | Pupils. |
| MARATHI. | | | | |
| <i>Day Schools—</i> | | | | |
| Primary for Boys | 43 | 4,114 | 43 | 4,466 |
| Do. for Girls | 13 | 995 | 15 | 1,267 |
| Total | 56 | 5,109 | 58 | 5,733 |
| <i>Night Schools</i> | 14 | 496 | 20 | 625 |
| Total of Marathi Schools ... | 70 | 5,605 | 78 | 6,358 |
| GUJARATI. | | | | |
| <i>Day Schools—</i> | | | | |
| Primary for Boys | 35 | 4,547 | 36 | 4,861 |
| Do. for Girls | 25 | 3,100 | 26 | 3,193 |
| Total | 60 | 7,647 | 62 | 8,054 |
| <i>Night Schools</i> | 3 | 101 | 3 | 120 |
| Total of Gujarati Schools ... | 63 | 7,748 | 65 | 8,174 |
| URDU. | | | | |
| <i>Day Schools—</i> | | | | |
| Primary for Boys | 8 | 1,085 | 10 | 1,315 |
| Do. for Girls | 2 | 649 | 2 | 613 |
| Total | 10 | 1,734 | 12 | 1,928 |
| <i>Night Schools</i> | 2 | 134 | 4 | 234 |
| Total of Urdu Schools ... | 12 | 1,868 | 16 | 2,162 |
| <i>Kanaries Night Schools</i> | 1 | 53 | .. | .. |
| <i>Tamil Day Schools</i> | .. | .. | 1 | 28 |
| <i>Hindi Day Schools</i> | 1 | 112 | 1 | 155 |
| Grand Total of Marathi, Gujarati, Urdu, Kanaries and Hindi Schools ... | 147 | 15,386 | 161 | 16,877 |

The Schools Committee's Office,
BOMBAY, 26th July 1922.

D. G. PADHYE,
Secretary, Schools Committee.

Appendix D.*Race of Pupils.*

The number of pupils in the Municipal and Aided Schools according to their races was as under:—

| Race. | 1921-22. | | | 1920-21. | | |
|---|------------|--------|--------|------------|--------|--------|
| | Municipal. | Aided. | Total. | Municipal. | Aided. | Total. |
| Jews | 66 | 515 | 581 | 117 | 505 | 622 |
| Europeans and Eurasians | ... | ... | ... | ... | ... | ... |
| Portuguese and Native Christians | 142 | 332 | 474 | 140 | 216 | 356 |
| Hindus | 24,966 | 7,109 | 32,075 | 23,726 | 8,282 | 32,008 |
| Mahomedans | 9,514 | 3,898 | 13,412 | 7,893 | 4,286 | 12,179 |
| Buddhists | ... | 1 | 1 | 1 | ... | 1 |
| Parsis | 304 | 3,506 | 3,810 | 277 | 3,575 | 3,852 |
| Others | 70 | 22 | 92 | 57 | 13 | 70 |
| Sikhs | ... | 3 | 3 | ... | ... | ... |
| Total | 35,062 | 15,386 | 50,448 | 32,211 | 16,877 | 49,088 |

Appendix E.*Unrecognized and Unaided Primary Schools.*

The following is a rough estimate of the number and attendance in Unrecognized and Unaided Primary Schools in Bombay City:—

| Class of Schools. | Number of | |
|---|-----------|-----------------------------|
| | Schools. | Pupils. |
| MARATHI. | | |
| Primary for Boys | } 21 | { 901 Boys. 213 Girls. |
| Do. for Girls | | |
| Total | 21 | 1,114 |
| GUJERATHI. | | |
| Primary for Boys | } 24 | { 1,965 Boys. 657 Girls. |
| Do. for Girls | | |
| Total | 24 | 2,622 |
| URDU. | | |
| Primary for Boys | } 34 | { 1,397 Boys. 510 Girls. |
| Do. for Girls | | |
| Total | 34 | 1,907 |
| Grand Total of Marathi, Gujerati and Urdu Schools ... | 79 | 5,643 |

THE SCHOOLS COMMITTEE'S OFFICE,
BOMBAY, 26th July 1922.

D. G. PADHYE,
Secretary, Schools Committee.

Appendix F.**THE PROGRESS OF PRIMARY EDUCATION IN BOMBAY.****A. Under the Joint Schools Committee.**

| Year. | No. of Schools. | Increase or Decrease. | No. of pupils. | Increase or Decrease. | Average monthly No. of pupils on rolls. | Increase or Decrease. | Total expenditure. | Increase or Decrease. |
|--------------|-----------------|-----------------------|----------------|-----------------------|---|-----------------------|--------------------|-----------------------|
| | | | | | | | Rs. | |
| 1890-91... | 62 | ... | 6,134 | ... | ... | ... | 81,861 | ... |
| † 1908-09... | 102 | +40 | 10,314 | +4,180 | ... | ... | 2,54,888 | +1,73,027 |

* Being the first year of the Joint Schools Committee.

† Being the last year.

B. Under the (Municipal) Schools Committee from year to year.

| | | | | | | | Rs. | |
|------------|-----|------|--------|--------|--------|---------|-----------|-----------|
| 1910-11... | 127 | + 13 | 13,255 | +1,696 | ... | ... | 3,30,890 | + 42,688 |
| 1911-12... | 142 | + 15 | 15,861 | +2,606 | ... | ... | 3,38,263 | + 7,373 |
| 1912-13... | 160 | + 18 | 16,746 | + 885 | ... | ... | 3,78,088 | + 39,825 |
| 1913-14... | 174 | + 14 | 18,846 | +2,100 | ... | ... | 4,37,815 | + 59,727 |
| 1914-15... | 179 | + 5 | 18,046 | — 800 | ... | ... | 4,77,963 | + 40,148 |
| 1915-16... | 183 | + 4 | 21,669 | +3,623 | ... | ... | 5,02,173 | + 24,210 |
| 1916-17... | 195 | + 12 | 23,987 | +2,318 | 22,829 | .. | 5,68,398 | + 66,225 |
| 1917-18... | 211 | + 16 | 28,377 | +4,390 | 25,103 | + 2,274 | 6,95,243 | +1,26,845 |
| 1918-19... | 233 | + 22 | 26,832 | —1,545 | 26,066 | + 963 | 8,53,437 | +1,58,194 |
| 1919-20... | 250 | + 17 | 28,228 | +1,396 | 27,704 | + 1,638 | 12,87,211 | +4,33,774 |
| 1920-21... | 273 | + 23 | 32,211 | +3,983 | 32,580 | + 4,876 | 15,86,294 | +2,99,083 |
| 1921-22... | 298 | 25 | 35,062 | +2,851 | 33,550 | + 970 | 19,63,573 | +3,77,279 |

THE SCHOOLS COMMITTEE'S OFFICE, }
 BOMBAY, 26th July 1922. }

D. G. PADHYE,
 Secretary, Schools Committee.

Appendix G.

STATEMENT showing the new Schools opened during the last 5 years and their progress.

| Name of School | The year when it was opened and the number at the end of that year. | | | | |
|-------------------------------------|---|------------|------------|------------|------------|
| | 1917-1918. | 1918-1919. | 1919-1920. | 1920-1921. | 1921-1922. |
| <i>Marathi Schools.</i> | | | | | |
| Coiaba Girls' | 45 | 64 | 53 | 53 | 56 |
| Lower Parel Girls' | 82 | 83 | 79 | 79 | 91 |
| Elphinstone Bridge Girls' | 35 | 36 | 69 | 69 | 108 |
| Walkeshwar L. P. Boys' | 30 | 125 | 131 | 131 | 120 |
| Supari Bang Road Boys' | 201 | 126 | 227 | 227 | 204 |
| Chinchpooogli Night | 33 | 50 | 70 | 70 | 65 |
| Parel Girls' | 86 | 92 | 102 | 101 | 120 |
| Grant Road Girls' | .. | 102 | 100 | 100 | 134 |
| Mazgaon Girls' | .. | 64 | 84 | 84 | 84 |
| Lower Parel Mill | .. | 62 | 72 | 72 | 58 |
| De Lisle Road Mill | .. | 106 | 125 | 125 | 102 |
| Cavel St. Boys' | .. | 10 | 74 | 74 | 104 |
| Dhobi Talao Nirashrit | .. | 106 | 129 | 129 | 138 |
| Tardeo Night | .. | 20 | 35 | 35 | 20 |
| Dadar Girls' | .. | 71 | 48 | 48 | 89 |
| Parel Bhoiwada Girls' | .. | 16 | 69 | 69 | 115 |
| Kamathipura Night | .. | .. | 30 | 30 | 61 |
| Princess Street Boys' | .. | .. | 96 | 96 | 103 |
| Poibavdi Girls' | .. | .. | 83 | 83 | 101 |
| Kalbadevi L. P. | .. | .. | 51 | 51 | 49 |
| Naviwadi Girls' | .. | .. | 58 | 58 | 123 |
| Jackeria Bunder Boys' | .. | .. | 40 | 40 | 110 |
| Prabhadevi Boys' | .. | .. | 42 | 42 | 145 |
| Prabhadevi Girls' | .. | .. | 11 | 11 | 68 |
| Breach Candy Rd. Boys' | .. | .. | 87 | 87 | 149 |
| Sleater Road Boys' | .. | .. | 54 | 54 | 132 |
| Parbhadevi Night | .. | .. | 72 | 72 | 26 |
| Ghodapdeo | .. | .. | 11 | 11 | 85 |
| Sutar Lane Boys' | .. | .. | .. | 114 | 118 |
| Reshim Galley Boys' | .. | .. | .. | 10 | 98 |
| Poibavdi Girls' | .. | .. | .. | 54 | 101 |
| Dadar Night | .. | .. | .. | 50 | 45 |
| Kamathipura Nirashrit Night | .. | .. | .. | 54 | 23 |
| Lalwadi | .. | .. | .. | 19 | 17 |
| Durgadevi | .. | .. | .. | 20 | 27 |

| Name of School. | The year when it was opened and the number at the end of that year. | | | | |
|--|---|------------|------------|------------|------------|
| | 1917-1918. | 1918-1919. | 1919-1920. | 1920-1921. | 1921-1922. |
| <i>Marathi Schools—contd.</i> | | | | | |
| Fergusson Road Night | .. | .. | .. | 35 | 30 |
| Parel Bhoiwada | .. | .. | .. | 10 | 44 |
| Byculla | .. | .. | .. | 30 | 14 |
| Tata Mill | .. | .. | .. | 42 | 29 |
| David Mill | .. | .. | .. | 58 | 67 |
| Standard Mill | .. | .. | .. | 36 | 40 |
| Kamatipura Bazar Road Boys' | .. | .. | .. | .. | 82 |
| Safabadi Ripon Road Niras | .. | .. | .. | .. | 61 |
| Matunga Station Road, Boys' | .. | .. | .. | .. | 5 |
| Kamathipura Nirashrit Girls' | .. | .. | .. | .. | 40 |
| Madanpura Nirashrit Girls' | .. | .. | .. | .. | 64 |
| Ghodapdo Girls' | .. | .. | .. | .. | 37 |
| Roshim Galli Girls' | .. | .. | .. | .. | 56 |
| Breach Candy Girls' | .. | .. | .. | .. | 81 |
| Fort Girls' | .. | .. | .. | .. | 32 |
| Colaba Night | .. | .. | .. | .. | 64 |
| Jakeria Bunder Night | .. | .. | .. | .. | 33 |
| Kalachowkie | .. | .. | .. | .. | 24 |
| <i>Gujarati Schools.</i> | | | | | |
| Rambhabai Girls' | 136 | 112 | 87 | 87 | 84 |
| Grant Road Girls' | 40 | 29 | 45 | 45 | 41 |
| Parel Girls' | 70 | 70 | 64 | 64 | 75 |
| Masjid Bunder Boys' | 80 | 71 | 62 | closed. | closed. |
| Fort Nirashrit | 13 | 27 | 103 | 103 | 53 |
| Walkeshwar Boys' | .. | 97 | 96 | 96 | 112 |
| Poibavdi Girls' | .. | 51 | 40 | 40 | 66 |
| Parel Bhoiwada Lower Primary Boys' | .. | 20 | 36 | 36 | 98 |
| Mahim Girls' | .. | .. | 44 | 44 | 81 |
| Elphinstone Bridge Nirashrit | .. | .. | 67 | 67 | 59 |
| Sion Boys' | .. | .. | .. | 36 | 64 |
| Kar.dewadi Boys' | .. | .. | .. | 60 | 51 |
| Bapty Road Nirashrit Girls' | .. | .. | .. | 41 | 38 |
| Matunga Girls' | .. | .. | .. | 76 | 122 |
| Nal Bazar Night | .. | .. | .. | 33 | 33 |
| Durgadevi A. V. Boys' | .. | .. | .. | .. | 6 |
| Durgadevi Primary Boys' | .. | .. | .. | .. | 246 |
| Lalbaug Boys' | .. | .. | .. | .. | 80 |
| Durgadevi Girls' | .. | .. | .. | .. | 91 |

| Name of School. | The year when it was opened and the number at the end of that year. | | | | |
|---------------------------|---|------------|------------|------------|------------|
| | 1917-1918. | 1918-1919. | 1919-1920. | 1920-1921. | 1921-1922. |
| <i>Urdu Schools.</i> | | | | | |
| Matunga Boys' .. | 44 | 41 | 34 | 34 | 43 |
| Sarang St. Boys' | 135 | 51 | 41 | 41 | closed. |
| Walkeshwar Boys' | 40 | 25 | 24 | 24 | 24 |
| Tardeo Boys' .. | 42 | 101 | 100 | 100 | 85 |
| Sukhalaji St. Boys' | .. | 50 | 55 | 55 | closed. |
| Supari Baugh Boys' | .. | 25 | 50 | 50 | 120 |
| Jacob Circle Boys' | .. | 123 | 135 | 135 | 175 |
| Khara Talao Girls' | .. | 110 | 116 | 116 | 120 |
| Falkland Road Girls' | .. | 75 | 60 | 60 | 81 |
| Morland Road Girls' | .. | 100 | 82 | 82 | 98 |
| Yacub St. Girls' | .. | 100 | 113 | 113 | 138 |
| Bhavnagri Moholla Girls' | .. | 133 | 116 | 116 | 135 |
| Imamwada Girls' | .. | 56 | 64 | 64 | 58 |
| Temkar St. Girls' | .. | 83 | 76 | 76 | 80 |
| Umarkhadi Boys' | .. | .. | 60 | 60 | 64 |
| Khoja Moholla Boys' | .. | .. | 105 | 105 | 72 |
| Sankli St. Boys' | .. | .. | 105 | 105 | 151 |
| Mazgaon Boys' .. | .. | .. | .. | 62 | 118 |
| Telli Moholla Girls' | .. | .. | .. | 151 | 150 |
| DeLisle Road Night .. | .. | .. | .. | 28 | 28 |
| Jambli Moholla .. | .. | .. | .. | 30 | 18 |
| Ghogari Moholla .. | .. | .. | .. | 20 | 21 |
| Telli Moholla .. | .. | .. | .. | 38 | 40 |
| Sankli Cross Street Boys' | .. | .. | .. | .. | 43 |
| Ripon Road Boys' | .. | .. | .. | .. | 100 |
| Tank Street Boys' | .. | .. | .. | .. | 30 |
| Ripon Road Girls' | .. | .. | .. | .. | 70 |
| Khoja Moholla Girls' | .. | .. | .. | .. | 55 |
| Underia Street Girls' | .. | .. | .. | .. | 74 |
| Bengalipura Girls' | .. | .. | .. | .. | 88 |
| Safrabadi Girls' | .. | .. | .. | .. | 66 |
| Supari Baug Night .. | .. | .. | .. | .. | 21 |
| Sewri Night .. | .. | .. | .. | .. | 50 |
| Fort .. | .. | .. | .. | .. | 24 |
| Falkland Road Night .. | .. | .. | .. | .. | 28 |
| Tank Street Night .. | .. | .. | .. | .. | 30 |

The Schools Committee's Office,
BOMBAY, 26th July 1922. }

D. G. PADHYE,
Secretary, Schools Committee.

Appendix H.

Table showing the Grade of Salaries of the employees under the Bombay Schools Committee as Revised in 1920-1921 and thereafter :—

| Kind of Employees. | Scale of Salaries exclusive of War Allowance which ranges from Rs. 4 for inferior service, Rs. 15 to 17 for Teachers and Rs. 20 to others upto Rs. 200 salary and 10 per cent. higher up. | Remarks. |
|--|---|--|
| <i>Supervising Staff.</i> | | |
| Superintendent | 250-10-350+30 C. A. | |
| Medical Inspector of School Children .. | 250-10-350+30 C. A. | |
| Assistant Superintendent | 200-10-250+30 C. A. | |
| Deputy Superintendent | 160-10-200+30 C. A. | |
| Asstt. Medical Inspectors | 160-10-200+30 C. A. | For qualification lower than L. C. P. S., or Sub-Assistant Surgeon the salary is Rs. 75-5-100. |
| Head Master Teachers' Training Class .. | 160-10-200 | |
| Clerks | 125-5-175 40-5-125 | |
| TEACHERS. | | |
| Graduates, B.A.s or B. Sc.s. .. | 100-5-150 | } Including War Allowance. |
| Graduates with S. T. C. Diploma | 125-5-175 | |
| 3rd Year Trained and Drill, Drawing, Music and Matriculated English Lady Teachers and Matriculated Teachers passing 2nd Year Training Certificate Examination .. | 55-4-135 | |
| 2nd Year Trained and Sewing and Knitting and Matriculated | 45-3-105 | |
| 1st Year Trained | 40-2-80 | |
| Qualified | 40-1½-70 | |
| Untrained | 35 | |
| Acting Ordinary Teachers | Rs. 24 plus half W. A. | |
| Acting Special Teachers | Rs. 30 and 35 plus half W. A. | |
| <i>Lower Services :</i> | | |
| Peons | 18-½-23 | |
| Hamals | 16-½-20 | |

THE SCHOOLS COMMITTEE'S OFFICE, }
BOMBAY, 26th July 1922.

D. G. PADHYE,
Secretary, Schools Committee.

SCHOOLS COMMITTEE'S ADMINISTRATION REPORT

FOR

1921-22.

Appendix I.—Part A.

List of the Bombay Municipal Schools.

PRIMARY SCHOOLS IN

Annexed to Report

| Ward. | Section. | Population of Primary School-going Age. Estimate of children from 7 complete to 12 complete both inclusive per census of 1921. | Name of School. | Where Situated. | Description. (a) Municipal or Aided. (b) Marathi, Gujarathi or Urdu. | Number of Pupils on Roll. | | |
|-------|--------------------------|--|------------------------------------|--|--|---------------------------|--------|-------|
| | | | | | | Boys. | Girls. | Total |
| A | Upper Colaba.. | 4,314 | Upper Colaba Nirashrit School. | 18, Shroff Street, Colaba .. | Municipal, Marathi .. | 151 | 4 | 155 |
| " | Do. | | Colaba Night School .. | Do. .. | Do. .. | 64 | .. | 64 |
| " | Do. | | Fort Nirashrit Boys' School .. | Do. .. | Municipal, Gujarathi .. | 53 | 7 | 60 |
| " | Middle and Lower Colaba. | | Colaba Boys' School .. | 379-81, Causeway, Colaba .. | Municipal, Marathi .. | 144 | .. | 144 |
| " | Do. | | Colaba Girls' School .. | Do. .. | Do. .. | .. | 56 | 56 |
| " | Do. | | Colaba Boys' School .. | Do. .. | Municipal, Gujarathi .. | 22 | 4 | 26 |
| " | Do. | | Do. .. | 25, Hamal Street Colaba .. | Municipal, Urdu .. | 31 | 16 | 47 |
| " | Fort North | | Fort Boys' School .. | Frere Road, Fort .. | Municipal, Marathi .. | 88 | .. | 88 |
| " | Do. | | Fort Girls' School .. | Do. .. | Do. .. | .. | .. | .. |
| " | Do. | | Fort Boys' School .. | 216-220, Bohra Bazar Street .. | Municipal, Gujarathi .. | 69 | .. | 69 |
| " | Do. | | Rambhabai Girls' School .. | 285, Bazar Gate Street .. | Do. .. | .. | 84 | 84 |
| " | Do. | | Fort Boys' School .. | 117, Modi Street, Fort .. | Municipal, Urdu .. | 62 | 50 | 112 |
| " | Do. | | Fort Night School .. | Do. .. | Do. .. | 24 | .. | 24 |
| " | Esplanade | | Crawford Market Nirashrit School. | Paltan Road .. | Municipal, Marathi .. | 149 | 11 | 160 |
| " | Do. | Lord Harris Boys' School .. | Carnac Road .. | Do. .. | 209 | .. | 209 | |
| " | Do. | Lord Harris Girls' School .. | Do. .. | Do. .. | .. | 94 | 94 | |
| B | Mandvi | 10,538 | Mandvi Boys' School .. | Kazi Syed Street .. | Do. .. | 32 | 10 | 42 |
| " | Do. | | Chinch Bunder Boys' School .. | Chinch Bunder Naka .. | Do. .. | 117 | 6 | 123 |
| " | Do. | | Mandvi Boys' School .. | Katha Barar, Mandvi .. | Municipal, Gujarathi .. | 65 | .. | 65 |
| " | Do. | | Mandvi Girls' School .. | Do. .. | Do. .. | .. | 75 | 75 |
| " | Do. | | Rangari Street Boys' School .. | Laxmi Building, Barbhaya Moholla. | Do. .. | 56 | .. | 56 |
| " | Do. | | Rangari Street Girls' School .. | 212-14, Nagdevi Street .. | Do. .. | 46 | 34 | 80 |
| " | Do. | | Musjid Bunder Girls' School .. | 295-297, Musjid Bunder Road .. | Do. .. | .. | 42 | 42 |
| " | Do. | | Bhownagri Moholla Boys' School. | 469, Bhownagri Moholla .. | Municipal, Urdu .. | 101 | .. | 101 |
| " | Do. | | Bhownagri Moholla Girls' School. | Do. .. | Do. .. | .. | 135 | 135 |
| " | Do. | | Rangari Moholla Boys' School | 67-69, Rangari Moholla .. | Do. .. | 72 | 53 | 125 |
| " | Do. | | Khoja Moholla Boys' School .. | Tantanpura Street .. | Do. .. | 72 | .. | 72 |
| " | Do. | | Khoja Moholla Girls' School .. | Do. .. | Do. .. | .. | 55 | 55 |
| " | Do. | | Kolsa Moholla Boys' School .. | 123, Narayan Dhuru Street .. | Do. .. | 100 | .. | 100 |
| " | Do. | | Kolsa Moholla Girls' School .. | 87-89, Kolsa Moholla .. | Do. .. | .. | 150 | 150 |
| " | Umerkhandi | | Walpakhadi Nirashrit Boys' School. | Walpakhadi, Post Umerkhandi .. | Municipal, Gujarathi .. | 69 | 56 | 125 |
| " | Do. | | Jatrajbhai Peerbhai Girls' School. | Mahomed Ynsuf Khatkhatay's House, Dongri Street. | Do. .. | 44 | 54 | 98 |
| " | Do. | | All Umar Street Boys' School .. | 78-80, All Umar Street .. | Municipal, Urdu .. | 61 | 11 | 72 |
| " | Do. | Umerkhandi Boys' School .. | 118, near the Jail Road, Dongri .. | Do. .. | 26 | 38 | 64 | |
| " | Do. | Wari Bunder Boys' School .. | 22, Mazagaon Road .. | Do. .. | 71 | .. | 71 | |
| " | Do. | Wadi Bunder Girls' School .. | Do. .. | Do. .. | .. | 60 | 60 | |

BOMBAY WITH DETAILS—AIDED SCHOOLS.

for 1921-1922.

| Number of Teachers. | | | Annual Expenditure exclusive of Supervision and Medical Inspection Charges. | | | | | Annual Expenditure per head of Pupil. | Average rate of Fees charged. | Result of 4th Standard Examination (conducted by the Government Deputy Educational Inspector with the help from the Superintendents, Municipal Schools). | |
|---------------------|----------|--------|---|-------------------------|---------------|--------------------|--------------|---------------------------------------|-------------------------------|--|---------|
| Males. | Females. | Total. | Teachers' salaries. | Pays of other servants. | Rent, if any. | Contingencies, &c. | Total. | | | Appeared. | Passed. |
| | | | Rs. s. p. | Rs. s. p. | Rs. s. p. | Rs. s. p. | Rs. s. p. | Rs. s. p. | | | |
| 0 | .. | 6 | 3,339 0 0 | | 540 0 0 | 150 0 0 | 4,029 0 0 | 26 0 0 | As. 4 & 2 | 4 | 1 |
| 2 | .. | 2 | 320 0 | | | 120 0 0 | 440 0 0 | 6 14 0 | Nil. | | |
| 2 | .. | 2 | 1,723 7 5 | 142 4 7 | 260 0 0 | 96 0 0 | 2,221 12 0 | 37 0 3 | Nil. | | |
| 6 | .. | 6 | 6,148 0 0 | | 1,440 0 0 | 254 0 0 | 7,840 0 0 | 54 0 0 | As. 3 | 7 | 7 |
| .. | 3 | 3 | 2,282 9 6 | 270 0 6 | 720 0 0 | 96 0 0 | 3,348 9 6 | 59 0 0 | As. 2 & 1 | | |
| 2 | .. | 2 | 1,496 0 0 | | 600 0 0 | 96 0 0 | 2,192 0 0 | 84 5 | As. 4 & 2 | | |
| 2 | .. | 2 | 1,545 0 0 | | 480 0 0 | 102 0 0 | 2,127 0 0 | 45 4 0 | As. 4, 2 & 1. | | |
| 5 | .. | 5 | 4,104 0 0 | | 1,320 0 0 | 156 0 0 | 5,580 0 0 | 68 0 0 | As. 4 & 2 | | |
| .. | .. | | | | | | | | | | |
| 3 | .. | 3 | 4,214 2 6 | | 2,040 0 0 | 137 1 0 | 6,391 3 6 | 92 0 0 | As. 4 & 2 | 5 | 5 |
| .. | 5 | 5 | 3,995 3 0 | 249 1 7 | 1,110 0 0 | 71 12 0 | 5,426 0 7 | 64 0 0 | As. 4, 2 & 1. | | |
| 0 | 1 | 7 | 4,378 0 0 | 322 0 0 | 1,716 0 0 | 116 0 0 | 6,532 0 0 | 68 0 0 | As. 4 & 2 | 4 | 4 |
| 2 | .. | 2 | 151 0 0 | | | 60 0 0 | 211 0 0 | 8 0 0 | Nil. | | |
| 6 | .. | 6 | 5,017 1 10 | | 900 0 0 | 217 0 0 | 6,134 1 10 | 38 0 0 | Ans. 3 | 6 | 6 |
| 11 | .. | 11 | 10,443 9 3 | 348 10 8 | | 226 8 0 | 11,018 11 11 | 52 0 0 | As. 3 | 35 | 17 |
| .. | 5 | 5 | 3,409 3 10 | 279 7 11 | | 96 0 0 | 3,784 11 9 | 40 0 0 | As. 1 & 1½ | 4 | 1 |
| 3 | .. | 3 | 3,223 0 0 | | 1,140 0 0 | 152 3 0 | 4,520 3 0 | 107 0 0 | As. 2 & 2½ | 2 | 1 |
| 6 | .. | 6 | 4,246 0 0 | | 1,080 0 0 | 150 0 0 | 5,476 0 0 | 43 0 0 | As. 3 | 8 | 6 |
| 4 | .. | 4 | 2,716 0 0 | | 1,200 0 0 | 99 0 0 | 4,015 0 0 | 61 12 0 | As. 3 | 2 | 2 |
| .. | 7 | 7 | 3,310 0 0 | 291 0 0 | 1,020 0 0 | 96 0 0 | 4,717 0 0 | 62 0 0 | As. 3 | 3 | 2 |
| 3 | .. | 3 | 3,336 0 0 | | 1,122 0 0 | 94 0 0 | 4,602 0 0 | 82 0 0 | As. 3 | 6 | 6 |
| .. | 5 | 5 | 4,496 4 4 | 212 16 8 | 1,440 0 0 | 171 5 0 | 6,320 4 0 | 79 0 0 | As. 2 & 1 | | |
| .. | 3 | 3 | 2,601 2 1 | 268 14 7 | 1,200 0 0 | 72 0 0 | 4,102 0 8 | 98 9 0 | As. 4 & 2 | 1 | 1 |
| 7 | .. | 7 | 4,667 0 0 | | 1,680 0 0 | 128 0 0 | 6,475 0 0 | 64 1 9 | As. 4 & 2 | | |
| .. | 4 | 4 | 2,724 0 0 | 294 0 0 | | 120 0 0 | 3,138 0 0 | 23 3 11 | As. 2 & 1 | 2 | 2 |
| 5 | 1 | 6 | 3,900 1 2 | 235 6 5 | 1,148 0 0 | 96 0 0 | 5,484 7 7 | 48 14 0 | As. 4, 2 & 1 | | |
| 5 | .. | 5 | 3,653 8 9 | 245 0 0 | 1,060 0 0 | 114 0 0 | 5,072 8 9 | 70 0 0 | As. 2 & 1 | 1 | 1 |
| .. | 2 | 2 | 129 15 8 | 22 8 0 | 280 0 0 | 6 0 0 | 441 7 8 | 8 0 0 | A. 1 | | |
| 5 | .. | 5 | 1,943 8 10 | | 847 6 0 | 92 8 0 | 2,883 6 10 | 28 13 0 | As. 4 & 2 | 1 | 1 |
| .. | 6 | 5 | 2,990 6 0 | 270 0 0 | 176 10 0 | 120 0 0 | 7,437 0 0 | 23 0 0 | A. 1 | .. | |
| 4 | .. | 4 | 3,231 8 6 | 203 10 11 | 530 0 0 | 118 12 0 | 4,208 15 5 | 33 9 0 | Nil. | 4 | |
| .. | 6 | 6 | 4,056 0 0 | 254 0 0 | 256 0 0 | 96 0 0 | 4,662 0 0 | 47 9 0 | Nil. | | |
| 3 | .. | 3 | 1,885 0 0 | | 720 0 0 | 117 0 0 | 2,772 0 0 | 37 12 0 | As. 4, 2 & 1 | 3 | 3 |
| 3 | .. | 3 | 1,897 0 0 | 64 0 0 | 840 0 0 | 113 0 0 | 2,914 0 0 | 45 0 0 | As. 4 & 2 | | |
| 4 | .. | 4 | 2,745 0 0 | | 900 0 0 | 129 0 0 | 3,774 0 0 | 58 0 0 | As. 3 | | |
| 3 | 3 | 3 | 1,564 0 0 | 293 0 0 | 900 0 0 | 96 0 0 | 2,853 0 0 | 47 8 0 | A. 1 | | .. |

| Ward. | Section. | Population of Primary School-going Age. Estimate of children from 7 complete to 12 complete both inclusive per census of 1921. | Name of School. | Where Situated. | Description (a) Municipal or Aided. (b) Marathi, Gujerathi or Urdu. | Number of Pupils on Roll. | | |
|-------|-------------|--|--|-----------------------------------|---|---------------------------|--------|--------|
| | | | | | | Boys. | Girls. | Total. |
| E .. | Dongri | 14,024 | Dongri Nirashrit Boy's School. | 7 A. Umerkhadi | Municipal, Marathi .. | 108 | 7 | 115 |
| " .. | Do. | | Dongri 2nd Gr. Ab. Boys' School. | Umerkhadi Jail Road | Do. .. | 255 | .. | 255 |
| " .. | Do. | | Dongri Girls' School | Do. | Do. .. | .. | 123 | 123 |
| " .. | Do. | | Memonwada Boys' School .. | Old Nagpada, Sandhurst Road .. | Do. .. | 70 | 3 | 73 |
| C .. | Dhobi Talao | 14,024 | Dhobi Talao Nirashrit Boys' School. | Old Sonapur Lane | Do. .. | 109 | 29 | 138 |
| " .. | Do. | | Dhobi Talao Boys' School .. | Do. | Municipal, Urdu .. | 55 | 68 | 123 |
| " .. | Fanaswadi | | Withalwadi Boys' School .. | Fanaswadi | Municipal, Marathi .. | 163 | .. | 163 |
| " .. | Do. | | Navi Wadi Girls' School .. | Do. | Do. .. | .. | 123 | 123 |
| " .. | Do. | | Breach Candy Road Boys' School. | Navi Wadi | Do. .. | 110 | 39 | 149 |
| " .. | Do. | | Breach Candy Road Girls' School. | Dady Seth Aglary Road | Do. .. | 2 | 79 | 81 |
| " .. | Do. | | Nagardas Raghunathdas Boys' School. | No. 56, Dady Seth Aglary Lane .. | Municipal, Gujerathi.. | 237 | .. | 237 |
| " .. | Do. | | Valbai Girls' School | No. 54, Do. | Do. .. | .. | 236 | 236 |
| " .. | Do. | | C. P. Tank Boys' School .. | No. 188, Mahajanwadi, Thakurdwar. | Do. .. | 172 | .. | 172 |
| " .. | Do. | | C. P. Tank Girls' School .. | Do. do. .. | Do. .. | .. | 131 | 131 |
| " .. | Bhuleshwar | | Sandhurst Road Boys' School.. | Sandhurst Road | Municipal, Marathi .. | 168 | 23 | 191 |
| " .. | Do. | | Sutar Lane Boys' School .. | 1st Carpenter Street | Do. .. | 96 | 22 | 118 |
| " .. | Do. | | Cavel Street Boys' School .. | No. 115, Cavel Street | Do. .. | 88 | 16 | 104 |
| " .. | Do. | | Kalbadevi Boys' School .. | No. 240, Kalbadevi Road | Do. .. | 49 | .. | 49 |
| " .. | Do. | | Kalbadevi Girls' School .. | Do. do. | Do. .. | .. | 52 | 52 |
| " .. | Do. | | Princess Street Boys' School .. | Princess Street | Do. .. | 87 | 16 | 103 |
| " .. | Do. | Thakurdwar Boys' School .. | No. 434, Thakurdwar, Naka .. | Do. .. | 257 | .. | 257 | |
| " .. | Do. | Thakurdwar Girls' School .. | Do. do. | Do. .. | .. | 235 | 235 | |
| " .. | Do. | Bhuleshwar A. V. Boys' School. | Over Bhuleshwar Market | Municipal, Gujerathi .. | 515 | .. | 515 | |
| " .. | Do. | Bhuleshwar Girls' School .. | Do. | Do. .. | .. | 166 | 166 | |
| " .. | Do. | Bhuleshwar Lower Primary Girls' School. | 2nd Bhoiwada, Bhuleshwar .. | Do. .. | .. | 82 | 82 | |
| " .. | Do. | Budhivardhak Boys' School .. | No. 160, Kalbadevi Road | Do. .. | 249 | .. | 249 | |
| " .. | Do. | Kapad Bazar Boys' School .. | No. 506-507, Shalk Memon Street .. | Do. .. | 254 | .. | 254 | |
| " .. | Do. | Lord Harris Boys' School .. | No. 26, Princess Street | Do. .. | 201 | .. | 201 | |
| " .. | Do. | Princess Street Boys' School .. | Do. | Do. .. | .. | 120 | 120 | |
| " .. | Do. | Kalbadevi Girls' School .. | No. 189-203, Kalbadevi Road .. | Do. .. | .. | 340 | 340 | |
| " .. | Do. | Kapad Bazar Girls' School .. | Vithalwadi | Do. .. | 2 | 173 | 175 | |
| " .. | Kumbharwada | Permanand Raja Boys' School. | Kumbharwada 2nd Lane | Municipal, Marathi .. | 166 | .. | 166 | |
| " .. | Do. | Durgadevi Girls' School .. | Do. | Do. .. | .. | 92 | 92 | |
| " .. | Do. | Durgadevi Night School .. | Do. | Do. .. | 27 | .. | 27 | |
| " .. | Do. | Durgadevi A. V. Boys' School. | Durgadevi Road, near Northbrook Gardens. | Municipal, Gujerathi.. | 254 | .. | 254 | |

| Number of Teachers. | | | Annual Expenditure exclusive of Supervision and Medical Inspection Charges. | | | | | Annual Expenditure per Head of Pupil. | Average rate of Fees charged. | Result of 4th Standard Examination (conducted by the Government Deputy Educational Inspector with the help from the Superintendents, Municipal Schools). | | |
|---------------------|----------|--------|---|-------------------------|---------------|---------------------|--------------|---------------------------------------|-------------------------------|--|---------|------|
| Males. | Females. | Total. | Teachers' salaries. | Pays of other servants. | Rent, if any. | Contingencies, etc. | Total. | | | Appeared. | Passed. | |
| | | | Rs. a. p. | Rs. a. p. | Rs. a. p. | Rs. a. p. | Rs. a. p. | Rs. a. p. | | | | |
| 5 | .. | 5 | 3,584 7 6 | | 1,440 0 0 | 154 14 0 | 5,179 5 6 | 45 0 0 | NH | .. | 8 | |
| 12 | .. | 12 | 11,328 0 0 | 432 0 0 | 3,600 0 0 | 180 0 0 | 15,540 0 0 | 60 0 0 | As. 7 | .. | 36 | 17 |
| .. | 4 | 4 | 3,091 0 0 | 300 0 0 | 1,200 0 0 | 125 0 0 | 4,716 0 0 | 38 0 0 | As. 6 | .. | 8 | 4 |
| 3 | .. | 3 | 2,548 8 0 | | | 163 5 0 | 2,711 13 0 | 37 0 0 | As. 4, 2 & 1 | .. | 3 | |
| 5 | .. | 5 | 3,816 11 3 | | 2,061 15 0 | 147 0 0 | 6,025 10 3 | 43 0 0 | NH | .. | | |
| 3 | 2 | 5 | 3,026 8 0 | 270 0 0 | 1,570 0 0 | 120 0 0 | 4,986 8 0 | 40 8 7 | As. 4, 2 & 1 | .. | 2 | 2 |
| 9 | .. | 9 | 8,598 0 0 | | 3,300 0 0 | 174 0 0 | 12,072 0 0 | 74 0 0 | As. 8 & 4 | .. | 24 | 23 |
| .. | 4 | 4 | 3,290 7 1 | 264 14 11 | 1,200 0 0 | 220 13 0 | 4,085 3 0 | 40 0 0 | As. 10 & 8 | .. | | .. |
| 6 | .. | 6 | 3,855 11 2 | | 144 0 0 | 207 3 5 | 4,206 14 7 | 28 13 5 | As. 8 & 4 | .. | 10 | 10 |
| .. | 4 | 4 | 2,409 1 6 | 235 6 5 | 540 0 0 | 80 0 0 | 3,324 7 11 | 41 0 0 | As. 8 & 4 | .. | 11 | 4 |
| 9 | .. | 9 | 7,434 4 9 | 240 0 0 | 1,935 0 0 | 156 4 0 | 9,765 8 9 | 41 3 4 | As. 8 & 4 | .. | 27 | 27 |
| .. | 14 | 14 | 11,494 11 8 | 402 0 0 | 2,520 0 0 | 132 0 0 | 14,638 11 8 | 51 2 9 | As. 4 & 2 | .. | | |
| 9 | .. | 9 | 9,240 7 11 | 240 0 0 | 1,140 0 0 | 156 0 0 | 10,776 7 11 | 62 11 1 | As. 8 & 4 | .. | 37 | 20 |
| .. | 6 | 6 | 6,140 0 0 | 330 8 0 | 950 0 0 | 120 0 0 | 7,550 8 0 | 57 10 2 | As. 2 & 1 | .. | .. | .. |
| 8 | .. | 8 | 5,769 4 3 | 700 3 6 | 1,920 0 0 | 156 0 0 | 8,035 7 9 | 41 7 10 | As. 4, 2 & 1 | .. | 12 | 7 |
| 4 | .. | 4 | 2,092 6 0 | | 1,380 0 0 | 441 13 0 | 4,514 3 0 | 38 1 0 | As. 4 & 2 | .. | 6 | 5 |
| 4 | .. | 4 | 3,092 0 0 | | 900 0 0 | 156 0 0 | 4,148 0 0 | 39 14 0 | As. 2 & 1 | .. | 6 | 4 |
| 3 | .. | 3 | 2,276 0 0 | | 840 0 0 | 148 0 0 | 3,264 0 0 | 66 0 0 | As. 3 | .. | 7 | 5 |
| .. | 3 | 3 | 2,497 6 2 | 200 19 9 | 840 0 0 | 130 8 0 | 3,758 8 11 | 72 4 6 | As. 3 | .. | 6 | 4 |
| 5 | .. | 5 | 4,015 5 9 | | 264 0 0 | 150 0 0 | 4,429 5 9 | 43 0 0 | As. 4 & 2 | .. | 12 | 8 |
| 12 | .. | 12 | 8,873 2 3 | 462 11 4 | 1,716 0 0 | 510 5 8 | 11,563 3 3 | 45 0 0 | As. 6 | .. | 42 | 31 |
| .. | 11 | 11 | 8,424 0 0 | 504 0 0 | 1,122 0 0 | 132 0 0 | 10,182 0 0 | 43 0 0 | As. 4 & 2 | .. | 21 | 20 |
| 23 | .. | 23 | 19,962 7 1 | 571 0 0 | 900 0 0 | 180 6 9 | 21,622 13 10 | 42 0 0 | Rs. 1 1/2, As. 8 & 4. | .. | 79 | 70 |
| .. | 10 | 10 | 11,155 1 1 | 520 13 8 | | 120 0 0 | 11,804 14 9 | 69 0 0 | As. 3 | .. | | |
| .. | 4 | 4 | 2,012 6 6 | 223 14 6 | 1,200 0 0 | 102 0 9 | 4,438 5 9 | 51 9 9 | A. 1 | .. | | .. |
| 11 | .. | 11 | 9,727 9 7 | 289 11 5 | 2,940 0 0 | 173 6 0 | 13,130 11 0 | 62 12 0 | As. 12 & 14 | .. | 35 | 31 |
| 11 | .. | 11 | 9,889 3 0 | 160 0 0 | 2,432 0 0 | 153 0 0 | 12,625 0 0 | 40 11 3 | As. 8 & 4 | .. | 33 | 27 |
| 8 | .. | 8 | 7,363 0 0 | | 1,320 0 0 | 125 0 0 | 8,808 0 0 | 44 0 0 | As. 8 & 4 | .. | 23 | 23 |
| .. | 5 | 5 | 4,033 3 0 | 254 1 0 | 1,320 0 0 | 90 10 9 | 6,606 14 9 | 55 0 0 | As. 4 & 2 | .. | 6 | 5 |
| .. | 17 | 17 | 14,301 0 0 | 780 0 0 | 3,780 0 0 | 156 0 0 | 19,017 0 0 | 50 0 0 | As. 3 & 2 | .. | | |
| .. | 9 | 9 | 5,203 5 5 | 496 10 10 | 1,800 0 0 | 120 12 9 | 7,620 13 0 | 43 8 9 | As. 4 & 1 | .. | | |
| 7 | .. | 7 | 6,426 13 9 | | 1,638 0 0 | 174 0 0 | 8,238 13 9 | 49 0 0 | As. 3 | .. | 11 | 8 |
| .. | 4 | 4 | 2,706 0 7 | 318 0 0 | 660 0 0 | 120 0 0 | 3,896 0 7 | 42 5 7 | As. 2 & 1 | .. | | |
| 2 | .. | 2 | 474 7 3 | | | 120 0 0 | 594 7 3 | 22 0 4 | NH | .. | | |
| 10 | .. | 10 | 3,206 13 11 | 120 0 0 | 936 15 0 | 77 11 6 | 4,336 8 5 | 17 1 2 | As. 4 & 2 | .. | 22 | 10 |

| Ward. | Section. | Population of Primary School-going Age. Estimate of children from 7 complete to 12 complete both inclusive per census of 1921. | Name of School. | Where Situated. | Description (a) Municipal or Aided. (b) Marathi, Gujarathi or Urdu. | Number of Pupils on Roll. | | |
|-------|-------------|--|---------------------------------|---|---|---------------------------|--------|-------|
| | | | | | | Boys. | Girls. | Total |
| 0 | Kumbharwada | | Durgadevi Girls' School | Durgadevi Road, near Northbrooke Gardens. | Municipal, Gujarathi.. | .. | 91 | 91 |
| " | Do. | | Bhendi Bazar Boys' School | No. 80-82, Bhendi Bazar | Do. | 119 | 15 | 134 |
| " | Do. | | Kika Street Boys' School | No. 7-19, Kika Street | Do. | 168 | .. | 168 |
| " | Do. | | Kika Street Girls' School | Do. | Do. | .. | 178 | 178 |
| " | Do. | | Nal Bazar Boys' School | Saudhurst Road | Do. | 281 | .. | 281 |
| " | Do. | | Nal Bazar Girls' School | Do. | Do. | .. | 147 | 147 |
| " | Do. | | Nal Bazar Night School | Do. | Do. | 25 | 8 | 33 |
| " | Do. | | Ghogari Moholla Boys' School.. | No. 80-82, Bhendi Bazar | Municipal, Urdu | 144 | .. | 144 |
| " | Do. | | Ghogari Moholla Night School. | Do. | Do. | 21 | .. | 21 |
| " | Do. | | Ghogari Moholla Girls' School.. | No. 16-22, Ghogari Moholla | Do. | .. | 141 | 141 |
| " | Do. | | Gowli Moholla Boys' School | Old Nagpada | Do. | 57 | 46 | 103 |
| " | Do. | | Nakhoda Moholla Boys' School. | No. 361, Nagdevi Street | Do. | 87 | 54 | 111 |
| " | Do. | | Jambli Moholla Boys' School | No. 148, Masjid Lane, Ghoghari Moholla. | Do. | 151 | .. | 151 |
| " | Do. | | Nizampur Girls' School | Do. | Do. | .. | 275 | 275 |
| " | Khara Talao | | Khara Talao Boys' School | No. 224, Khoja Street | Do. | 204 | .. | 204 |
| " | Do. | | Khara Talao Girls' School | Do. | Do. | .. | 120 | 120 |
| D | Khetwadi | 11,717 | Khetwadi A. V. Boys' School... | Ardeshir Dady Street | Municipal, Marathi | 211 | 1 | 212 |
| " | Do. | | Khetwadi Girls' School | Do. | Do. | .. | 67 | 67 |
| " | Do. | | Jalampura Boys' School | Khetwadi Main Road | Municipal, Urdu | 83 | 62 | 145 |
| " | Girgaum | | Angrewadi Boys' School | Girgaum Back Road.. | Municipal, Marathi | 175 | .. | 175 |
| " | Do. | | Angrewadi Girls' School | Do | Do. | .. | 154 | 154 |
| " | Do. | | Charni Road Boys' School | No. 2A, Charni Road | Do. | 105 | .. | 105 |
| " | Do. | | Charni Road Girls' School | Do. | Do. | .. | 144 | 144 |
| " | Do. | | Gamdevi Boys' School | Gamdevi Road | Do. | 191 | 9 | 200 |
| " | Do. | | Gamdevi Girls' School.. | Do. | Do. | .. | 138 | 138 |
| " | Do. | | Girgaum Boys' School | Khetwadi Naka, Girgaum Road | Do. | 194 | .. | 194 |
| " | Do. | | Girgaum Girls' School | Do. | Do. | .. | 230 | 230 |
| " | Do. | | Kandewadi Boys' School | Kandewadi | Do. | 221 | .. | 221 |
| " | Do. | | Kandewadi Girls' School | Kandewadi Street | Do. | .. | 201 | 201 |
| " | Do. | | Lamington Road Boys' School. | Lamington Road | Do. | 274 | .. | 274 |
| " | Do. | | Lamington Road Girls' School.. | Do. | Do | .. | 276 | 276 |
| " | Do. | | South Girgaum Boys' School.. | Jitekar's Wadi, Girgaum | Do. | 235 | .. | 235 |
| " | Do. | | South Girgaum Girls' School | Do. | Do. | .. | 252 | 252 |
| " | Do. | | Reahm Galli Boys' School | Sadashiv Gally Naka, Kandewadi. | Do. | 98 | .. | 98 |
| " | Do. | | Reahm Galli Girls' School | Do. | Do | .. | 6 | 6 |
| " | Do. | | Girgaum Boys' School.. | No. 192, Girgaum Back Road | Municipal, Gujarathi. | 137 | .. | 137 |
| " | Do. | | Girgaum Girls' School | Do. | Do. | .. | 80 | 80 |
| " | Do. | | Kandewadi Boys' School | Girgaum Road, Gaiwadi | Do. | 34 | 17 | 51 |
| " | Do. | | S. S. Bengaleo Girls' School | 4, Karelwadi.. | Do. | 37 | 96 | 133 |
| " | Do. | | Karelwadi Boys' School | 240, Karelwadi | Municipal, Urdu | 41 | 23 | 64 |

| Number of Teachers. | | | Annual Expenditure exclusive of Supervision and Medical Inspection Charges. | | | | | Annual Expenditure per head of Pupil. | Average rate of Fees charged. | Result of 4th Standard Examination (conducted by the Government Deputy Educational Inspector with the help from the Superintendents, Municipal Schools). | | |
|---------------------|----------|--------|---|-------------------------|---------------|---------------------|--------------|---------------------------------------|-------------------------------|--|---------|--|
| Males. | Females. | Total. | Teachers' salaries. | Pays of other servants. | Rent, if any. | Contingencies, etc. | Total. | | | Appeared. | Passed. | |
| | | | Rs. a. p. | Rs. a. p. | Rs. a. p. | Rs. a. p. | Rs. a. p. | Rs. a. p. | | | | |
| .. | 4 | 4 | 1,223 11 1 | 95 1 7 | 465 15 6 | 47 14 6 | 1,832 10 8 | 20 2 3 | As. 3 | | | |
| 6 | .. | 0 | 5,784 9 2 | 277 7 7 | 2,220 0 0 | 125 8 0 | 8,407 9 0 | 63 5 6 | As. 4 & 2 | 9 | 1 | |
| 0 | .. | 0 | 5,191 0 4 | | 1,020 0 0 | 144 9 9 | 6,356 10 1 | 38 0 0 | As. 3 & 4 | 20 | 6 | |
| .. | 9 | 0 | 6,060 10 1 | 535 4 7 | 780 0 0 | 120 0 0 | 7,495 14 8 | 42 1 9 | As. 4, 2 & 1 | | | |
| 13 | .. | 13 | 9,329 6 4 | 475 9 0 | | 180 0 0 | 9,984 15 4 | 35 0 8 | As. 3 & 4 | 37 | 26 | |
| .. | 7 | 7 | 3,534 8 4 | 210 8 0 | | 120 0 0 | 3,874 0 4 | 24 0 0 | As. 4 & 2 | | | |
| 8 | .. | 3 | 461 7 6 | | | 123 3 9 | 584 11 3 | 17 11 6 | Nil | | | |
| 7 | .. | 7 | 4,507 2 10 | | 1,380 0 0 | 147 0 0 | 6,124 2 10 | 42 0 0 | As. 4 & 2 | 7 | 7 | |
| 2 | .. | 2 | 341 13 11 | | | 120 0 0 | 461 13 11 | 22 0 0 | A. 1 | | | |
| .. | 6 | 6 | 3,795 0 0 | 266 6 7 | 840 0 0 | 83 13 9 | 4,085 3 7 | 35 0 0 | A. 1 | | | |
| 5 | 2 | 7 | 4,608 0 0 | 270 0 0 | 780 0 0 | | 5,658 0 0 | 54 14 0 | As. 4 & 2 | | | |
| 4 | 2 | 6 | 1,461 12 11 | 239 0 0 | 633 2 0 | 96 0 0 | 2,431 8 11 | 22 0 0 | As. 2 & 1 | | | |
| 14 | .. | 14 | 9,524 13 6 | 240 0 0 | 1,050 0 0 | 207 3 0 | 11,922 0 6 | 79 0 0 | As. 4 & 2 | 6 | 6 | |
| .. | 11 | 11 | 5,720 12 7 | 558 0 0 | 990 0 0 | 98 7 9 | 7,367 4 4 | 27 0 0 | A. 1 | | | |
| 10 | .. | 10 | 6,404 5 0 | | 1,500 0 0 | 155 0 0 | 8,059 5 0 | 39 8 1 | As. 4 & 2 | 8 | 3 | |
| .. | 4 | 4 | 2,215 0 0 | 328 0 0 | 624 0 0 | 95 0 0 | 3,292 0 0 | 27 6 11 | A. 1 | | | |
| 13 | .. | 13 | 11,962 4 5 | 736 0 0 | 600 0 0 | 275 0 0 | 13,573 4 5 | 64 0 0 | As. 7 | 19 | 10 | |
| .. | 3 | 3 | 2,414 0 0 | 288 0 0 | 1,200 0 0 | 96 0 0 | 3,998 0 0 | 50 0 0 | As. 2 & 1 | 4 | | |
| 7 | 2 | 9 | 4,784 1 8 | 267 14 10 | 660 0 0 | 144 0 0 | 5,856 0 6 | 46 0 0 | As. 4, 2 & 1 | 8 | 6 | |
| 7 | .. | 7 | 6,649 0 3 | | 840 0 0 | 174 0 0 | 3,663 0 3 | 43 12 7 | As. 3 & 4 | 28 | 14 | |
| .. | 7 | 7 | 5,339 3 2 | 260 0 0 | 600 0 0 | 120 0 0 | 6,328 3 2 | 41 1 5 | As. 4 & 2 | 19 | 13 | |
| 5 | .. | 5 | 3,956 13 6 | | 1,340 0 0 | 150 0 0 | 5,455 13 6 | 51 16 3 | As. 4 & 2 | 29 | 19 | |
| .. | 5 | 5 | 4,473 12 8 | 290 7 4 | 1,150 0 0 | 120 0 0 | 6,034 4 0 | 41 15 5 | As. 2 & 1 | 16 | 15 | |
| 8 | .. | 8 | 6,491 2 9 | 273 8 9 | 3,000 0 0 | 154 0 0 | 9,018 11 6 | 49 9 5 | As. 6 | 21 | 21 | |
| .. | 6 | 6 | 4,516 1 6 | 261 14 10 | 1,200 0 0 | 120 0 0 | 6,998 0 4 | 44 3 0 | As. 2 & 1 | 4 | 3 | |
| 11 | .. | 11 | 10,699 0 0 | 201 0 0 | 1,716 0 0 | 286 0 0 | 12,902 0 0 | 66 0 0 | As. 3 & 4 | 66 | 30 | |
| .. | 11 | 11 | 10,478 0 0 | 520 0 0 | 1,716 0 0 | 1,195 0 0 | 13,909 0 0 | 60 0 0 | As. 4 & 2 | 23 | 17 | |
| 11 | .. | 11 | 8,224 0 0 | 319 0 0 | 2,479 0 0 | 180 0 0 | 11,202 0 0 | 51 0 0 | As. 3 & 4 | 35 | 29 | |
| .. | 11 | 11 | 8,800 0 0 | 480 0 0 | 1,920 0 0 | 132 0 0 | 11,332 0 0 | 56 0 0 | As. 4 & 2 | 16 | 7 | |
| 13 | .. | 13 | 10,969 0 0 | 423 0 0 | 2,640 0 0 | 412 0 0 | 14,444 0 0 | 52 0 0 | As. 3 & 4 | 63 | 60 | |
| .. | 15 | 15 | 10,847 11 7 | 485 7 9 | 2,100 0 0 | 721 0 0 | 14,154 3 4 | 51 0 0 | As. 3 & 4 | 23 | 18 | |
| 10 | .. | 10 | 9,188 14 10 | 240 0 0 | 2,385 0 0 | 156 0 0 | 11,969 14 10 | 50 0 0 | As. 3 & 4 | 35 | 25 | |
| .. | 11 | 11 | 8,413 0 0 | 564 0 0 | 2,410 0 0 | 120 0 0 | 11,507 0 0 | 49 0 0 | As. 4 & 2 | 23 | 6 | |
| 5 | .. | 5 | 2,708 10 4 | | 1,023 0 0 | 383 9 0 | 4,020 3 4 | 50 0 0 | As. 3 & 4 | 14 | 8 | |
| .. | 2 | 2 | 136 0 1 | 16 0 0 | | 6 0 0 | 160 0 1 | 32 0 0 | As. 2 & 1 | | | |
| 7 | .. | 7 | 5,664 11 9 | | 1,020 0 0 | 153 0 0 | 7,737 11 9 | 56 7 7 | As. 3 & 4 | 14 | 4 | |
| .. | 5 | 5 | 6,255 7 9 | 311 12 9 | 1,612 8 0 | 96 0 0 | 7,275 12 6 | 90 15 2 | As. 4, 2 & 1 | | | |
| 3 | .. | 3 | 1,946 5 1 | | 1,080 0 0 | 101 9 0 | 3,127 14 9 | 61 5 3 | As. 3 & 4 | | | |
| .. | 8 | 8 | 9,028 0 9 | 565 9 2 | | 244 8 3 | 9,838 2 2 | 73 15 6 | As. 3 | | | |
| 4 | .. | 4 | 2,609 11 3 | | 720 0 0 | 122 0 0 | 3,496 7 3 | 54 10 1 | As. 4 & 2 | | | |

| Ward. | Section. | Population of Primary School-going Age. Estimate of children from 7 complete to 12 complete both inclusive per census of 1921. | Name of School. | Where situated. | Description. (a) Municipal or Aided. (b) Marathi, Gujarathi or Urdu. | Number of Pupils on Roll. | | |
|-------|----------------|--|-------------------------------------|-------------------------------|--|---------------------------|--------|--------|
| | | | | | | Boys. | Girls. | Total. |
| D | Walkeshwar | 19,705 | Walkeshwar Boys' School | Walkeshwar | Municipal, Marathi .. | 67 | 10 | 77 |
| " | Do. | | Banganga Boys' School | Walkeshwar Doongarsi Road | Do. .. | 104 | 16 | 120 |
| " | Do. | | Walkeshwar Boys' School | Do. .. | Municipal, Gujarathi .. | 91 | 21 | 112 |
| " | Do. | | Walkeshwar Boys' School. | Do. .. | Municipal, Urdu .. | 18 | 6 | 24 |
| " | Mahalaxmi | | Mahalaxmi Boys' School | Warden Road | Municipal, Marathi .. | 50 | 7 | 66 |
| E | Mazagon | | Mazagon Boys' School | Dock Yard Road | Do. .. | 275 | .. | 275 |
| " | Do. | | Mazagon Girls' School | Do. | Do. .. | .. | 84 | 84 |
| " | Do. | | Mazagon Boys' School | Matarpakhdi Road | Municipal, Gujarathi.. | 91 | .. | 91 |
| " | Do. | | Mazagon Girls' School | Do. | Do. .. | .. | 47 | 47 |
| " | Do. | | Mazagon Boys' School | 6-8, Carpenter Street | Municipal, Urdu .. | 72 | 46 | 118 |
| " | Tarwadi | | Jackeria Bunder Boys' School | Shivdi Road | Municipal Marathi .. | 102 | 8 | 110 |
| " | Do. | | Jackeria Bunder Night School | Do. | Do. .. | 30 | .. | 30 |
| " | Do. | | Ghodapdeo Boys' School | Ghodapdeo Road | Do. .. | 294 | .. | 294 |
| " | Do. | | Ghodapdeo Girls' School | Do. | Do. .. | .. | 38 | 38 |
| " | Do. | | Ghodapdeo Night School | Do. | Do. .. | 85 | .. | 85 |
| " | Do. | | Tank Bunder Boys' School | 8, Tank Bunder | Municipal, Urdu .. | 111 | 66 | 177 |
| " | First Nagpada | | Duncan Road Nirashrit Boys' School. | Upper Duncan Road | Municipal, Marathi .. | 170 | 15 | 194 |
| " | Do. | | New Nagpada Boys' School | New Nagpada | Do. .. | 132 | .. | 132 |
| " | Do. | | New Nagpada Girls' School | Do. | Do. .. | .. | 102 | 102 |
| " | Do. | Khandia Street Boys' School.. | 180, Chimna Bucher Street.. .. . | Municipal, Urdu | 178 | 185 | 363 | |
| " | Do. | Khandia Street Night School.. | Do. | Do. .. | 44 | .. | 44 | |
| " | Do. | Jafferbhoy Rehlitoola Boys' School. | Sandhurst Road | Do. .. | 101 | .. | 101 | |
| " | Do. | Imamwada Girls' School | Bhendi Bazar | Do. .. | .. | 60 | 60 | |
| " | Do. | Nagpada Boys' School.. | Huzeria Street | Do. .. | 138 | .. | 138 | |
| " | Second Nagpada | Chhatrisarang Boys' School | Nishanpada Road, New Nagpada.. | Do. .. | 199 | .. | 199 | |
| " | Do. | Chhatrisarang Girls' School | Do. do. .. | Do. .. | .. | 120 | 120 | |
| " | Kamatipura | Kamatipura Nirashrit Boys' School. | Foras Road | Municipal, Marathi .. | 265 | .. | 265 | |
| " | Do. | Kamatipura Nirashrit Girls' School. | Do. | Do. .. | .. | 49 | 49 | |
| " | Do. | Kamatipura Nirashrit Night School. | Do. | Do. .. | 23 | .. | 23 | |
| " | Do. | Kamatipura A. V. Boys' School. | Kamatipura Bazar Road | Do. .. | 232 | 3 | 235 | |
| " | Do. | Kamatipura Night School | Do. do. | Do. .. | 61 | .. | 61 | |
| " | Do. | Kamatipura Girls' School | Do. do. | Do. .. | .. | 130 | 130 | |
| " | Do. | Kamatipura Bazar Road Boys' School. | Kamatipura 1st Lane Centre Road . | Do. .. | 58 | 24 | 82 | |
| " | Do. | Kamatipura Bazar Road Boys' School | Do. do. | Municipal, Urdu .. | 75 | 18 | 93 | |
| " | Do. | Telli Moholla Boys' School | Telli Moholla.. .. . | Do. .. | 110 | .. | 110 | |
| " | Do. | Telli Moholla Girls' School | Do. | Do. .. | .. | 150 | 150 | |
| " | Do. | Telli Moholla Night School | Do. | Do. .. | 40 | .. | 40 | |

| Number of Teachers | | | Annual Expenditure exclusive of Supervision and Medical Inspection Charges. | | | | | Annual Expenditure per head of Pupil. | Average rate of Fees charged. | Result of 4th Standard Examination (conducted by the Government Deputy Educational Inspector with the help from the Superintendents, Municipal Schools). | |
|--------------------|----------|--------|---|-------------------------|---------------|---------------------|-------------|---------------------------------------|-------------------------------|--|---------|
| Males. | Females. | Total. | Teachers' salaries. | Pays of other servants. | Rent, if any. | Contingencies, etc. | Total. | | | Appeared. | Passed. |
| | | | Rs. a. p. | Rs. a. p. | Rs. a. p. | Rs. a. p. | Rs. a. p. | Rs. a. p. | | | |
| 4 | .. | 4 | 3,222 0 0 | | 1,650 0 0 | 192 0 0 | 5,064 0 0 | 62 12 3 | As. 2 | 4 | 3 |
| 6 | .. | 5 | 3,865 12 6 | 258 13 1 | 480 0 0 | 120 0 0 | 4,724 0 6 | 39 5 11 | As. 4, 2 & 1 | 6 | 0 |
| 5 | .. | 5 | 4,711 3 8 | | 720 0 0 | 120 0 0 | 5,551 3 8 | 49 2 0 | As. 2 | 0 | 3 |
| 3 | .. | 3 | 1,991 6 11 | | 480 0 0 | 102 0 6 | 2,573 6 11 | 107 0 0 | As. 4 & 2 | | .. |
| 3 | .. | 3 | 2,542 0 0 | | 785 0 0 | 126 0 0 | 3,353 0 0 | 50 0 0 | As. 2 | 4 | .. |
| 12 | .. | 12 | 9,820 1 1 | 480 0 0 | 2,040 0 0 | 281 8 0 | 12,621 0 1 | 40 10 1 | As. 4 & 2 | 28 | 19 |
| .. | 4 | 4 | 3,240 0 9 | 288 2 7 | 260 0 0 | 96 0 0 | 3,864 12 4 | 46 2 0 | As. 2 & 1 | 3 | 2 |
| 4 | .. | 4 | 3,024 15 1 | | 645 0 0 | 126 0 0 | 3,795 15 1 | 41 3 0 | As. 4 & 2 | | .. |
| .. | 2 | 2 | 1,688 9 7 | 270 0 0 | 500 0 0 | 72 0 0 | 2,620 0 7 | 65 12 1 | As. 4 & 2 | | .. |
| 6 | 1 | 7 | 2,256 7 4 | 122 12 9 | 2,171 7 3 | 117 0 0 | 4,666 11 4 | 39 8 9 | As. 4, 2 & 1 | 3 | 3 |
| 4 | .. | 4 | 2,945 9 0 | | 1,500 0 0 | 146 0 0 | 4,591 9 0 | 41 12 0 | As. 2 | | .. |
| 2 | .. | 2 | 285 0 0 | | | 81 0 0 | 366 0 0 | 12 0 0 | NW. | | .. |
| 12 | .. | 12 | 9,076 0 0 | 240 0 0 | 1,188 0 0 | 180 0 0 | 10,684 0 0 | 36 0 0 | As. 4 & 2 | 22 | 16 |
| .. | 2 | 2 | 693 0 0 | 100 0 0 | | 36 0 0 | 829 0 0 | 21 0 0 | As. 2 & 1 | | .. |
| 5 | .. | 5 | 848 10 6 | | | 120 0 0 | 968 10 6 | 11 6 8 | NW. | | .. |
| 6 | 2 | 8 | 4,990 0 0 | 318 0 0 | 840 0 0 | 120 0 0 | 6,258 0 0 | 35 0 0 | As. 4, 2 & 1 | 8 | 8 |
| 7 | .. | 7 | 3,860 0 0 | | 780 0 0 | 160 0 0 | 4,790 0 0 | 29 0 0 | As. 4 & 2 | | .. |
| 6 | .. | 6 | 4,748 11 0 | | 960 0 0 | 314 11 0 | 7,023 6 0 | 45 10 0 | As. 4 & 2 | 18 | 14 |
| .. | 4 | 4 | 3,297 13 3 | 264 0 0 | 840 0 0 | 233 13 6 | 4,635 10 9 | 45 7 2 | As. 2 & 1 | 4 | 1 |
| 9 | 4 | 13 | 10,108 8 3 | 597 5 4 | 1,680 0 0 | 166 0 0 | 12,631 13 7 | 34 12 9 | As. 4 & 2 | 9 | 9 |
| 3 | .. | 3 | 686 8 5 | | | 120 0 0 | 896 8 5 | 18 5 3 | A. 1 | | .. |
| 6 | .. | 6 | 4,133 0 0 | 100 0 0 | | 132 0 0 | 4,425 0 0 | 43 13 9 | As. 2 & 1 | 7 | 1 |
| .. | 3 | 3 | 1,824 0 0 | 270 0 0 | 1,122 0 0 | 96 0 0 | 3,312 0 0 | 55 3 2 | A. 1 | | .. |
| 11 | .. | 11 | 8,028 0 0 | | 2,032 0 0 | 144 0 0 | 10,204 0 0 | 76 0 0 | As. 4 & 2 | 7 | 6 |
| 14 | .. | 14 | 8,288 13 1 | 180 0 0 | 1,690 0 0 | 153 0 0 | 10,311 13 1 | 54 0 0 | As. 4 & 2 | 9 | 6 |
| .. | .. | 6 | 3,401 15 4 | 249 6 2 | 1,080 0 0 | 120 0 0 | 4,911 12 6 | 40 14 10 | A. 1 | | .. |
| 11 | .. | 11 | 9,341 0 0 | 311 0 0 | 1,782 0 0 | 176 0 0 | 11,010 0 0 | 43 0 0 | Free. | 13 | 8 |
| .. | 3 | 3 | 1,176 0 0 | 104 0 0 | 290 0 0 | 56 0 0 | 1,626 0 0 | 40 0 0 | | | .. |
| 2 | .. | 2 | 335 6 4 | | | 120 0 0 | 455 6 4 | 19 12 10 | | | .. |
| 13 | .. | 13 | 7,904 16 0 | 343 3 6 | 2,584 0 0 | 180 0 0 | 11,002 2 6 | 46 13 0 | As. 7 | 22 | 20 |
| 2 | .. | 2 | 414 3 7 | | | 120 0 0 | 554 3 7 | 8 12 0 | | | .. |
| .. | 6 | 6 | 6,250 3 2 | 303 7 11 | 760 0 0 | 120 0 0 | 7,339 11 1 | 115 6 0 | As. 2 & 1 | 2 | .. |
| 2 | .. | 2 | 820 13 4 | | 600 0 0 | 77 0 0 | 1,497 13 4 | 31 12 4 | As. 4, 2 & 1 | | .. |
| 4 | .. | 4 | 1,722 5 1 | | 1,309 10 11 | 77 0 0 | 3,109 0 0 | 33 6 0 | As. 4, 2 & 1 | | .. |
| 6 | .. | 6 | 3,018 1 3 | | 1,200 0 0 | 144 0 0 | 5,262 1 3 | 48 0 0 | As. 4 & 2 | 6 | 6 |
| .. | 6 | 6 | 2,803 6 2 | 275 10 0 | 444 0 0 | 120 0 0 | 3,643 0 2 | 24 0 0 | As. 2 & 1 | 1 | 1 |
| 2 | .. | 2 | 370 14 5 | | | 120 0 0 | 490 14 5 | 12 8 0 | A. 1 | | .. |

| Ward. | Section. | Population of Primary School-going Age. Estimate of children from 7 complete to 12 complete both inclusive per census of 1921. | Name of School. | Where situated. | Description. (a) Municipal or Aided. (b) Marathi, Gujarathi or Urdu. | Number of Pupils on Roll. | | |
|-------|------------|--|---|----------------------------------|--|---------------------------|--------|--------|
| | | | | | | Boys. | Girls. | Total. |
| E | Kamatipura | | Tenikar Street Boys' School | Tenikar Street | Municipal, Urdu | 55 | .. | 55 |
| " | Do. | | Tenikar Street Girls' School | Do. | Do. | .. | 80 | 80 |
| " | Do. | | Underia Street Boys' School | 118, 124, Underia Street | Do. | 55 | .. | 55 |
| " | Do. | | Underia Street Girls' School | Do. do. | Do. | .. | 74 | 74 |
| " | Do. | | Kamatipura Boys' School | Kamatipura | Do. | 60 | 18 | 68 |
| " | Tardeo | | Grant Road Boys' School | Chikeiwadi | Municipal, Marathi | 212 | .. | 212 |
| " | Do. | | Grant Road Girls' School | Do. | Do. | .. | 134 | 134 |
| " | Do. | | Tardeo Boys' School | Lamington Road | Do. | 221 | .. | 221 |
| " | Do. | | Tardeo Girls' School | Do. | Do. | .. | 82 | 82 |
| " | Do. | | Tardeo Night School | Do. | Do. | 20 | .. | 20 |
| " | Do. | | Tardeo Bridge Nirashrit Boys' School. | Jetha Ledhe's Wadi, Tardeo | Do. | 130 | 18 | 148 |
| " | Do. | | Sleater Road Boys' School | Shestri Hall, Sleater Road | Do. | 109 | 23 | 132 |
| " | Do. | | Bapty Road Nirashrit Boys' School. | 58, 60, Kamatipura 1st Lane | Municipal, Gujarathi. | 106 | .. | 106 |
| " | Do. | | Bapty Road Nirashrit Girls' School. | Arab Lane, Grant Road | Do. | .. | 38 | 38 |
| " | Do. | | Grant Road Boys' School | 339, Grant Road | Do. | 91 | .. | 91 |
| " | Do. | | Grant Road Girls' School | Do. | Do. | .. | 41 | 41 |
| " | Do. | | Bapty Road Boys' School | 221, 227, Bapty Road | Municipal, Urdu | 45 | 30 | 75 |
| " | Do. | | Falkland Road Boys' School | 42-9th Cross Lane, Falkland Road | Do. | 150 | .. | 150 |
| " | Do. | | Falkland Road Girls' School | Do. do. | Do. | .. | 81 | 81 |
| " | Do. | | Falkland Road Night School. | Do. do. | Do. | 28 | .. | 28 |
| " | Do. | | Tardeo Boys' School | Lamington Road, Tardeo | Do. | 50 | 35 | 85 |
| " | Byculla | | Byculla Boys' School | Clerk Road | Municipal, Marathi | 289 | .. | 289 |
| " | Do. | | Byculla Girls' School | DeLisle Road | Do. | .. | 143 | 143 |
| " | Do. | | Byculla Night School | Do. | Do. | 27 | .. | 27 |
| " | Do. | | Chinchpoogli Boys' School | Parel Road | Do. | 297 | .. | 297 |
| " | Do. | | Chinchpoogli Girls' School | Do. | Do. | .. | 97 | 97 |
| " | Do. | | Madanpura Boys' School | Madanpura | Do. | 102 | 16 | 118 |
| " | Do. | | Madanpura Nirashrit Boys' School. | 163, Moreland Road | Do. | 208 | 2 | 210 |
| " | Do. | | Madanpura Nirashrit Girls' School. | Do. | Do. | .. | 64 | 64 |
| " | Do. | | Safrabad/Ripon Road Nirashrit Boys' School. | Ripon Road | Do. | 61 | .. | 61 |
| " | Do. | | Chinchpoogli Night School | Parel, Road | Do. | 65 | .. | 65 |
| " | Do. | | Byculla Boys' School | 20, DeLisle Road | Municipal, Gujarathi | 39 | 9 | 48 |
| " | Do. | | Byculla Girls' School | Khambatta Lane | Do. | 39 | 29 | 68 |
| " | Do. | | Kalachowki Nirashrit Boys' School. | Kalachowki Road | Do. | 58 | 17 | 75 |
| " | Do. | | Seven Roads Boys' School | Clerk Road | Do. | 66 | 13 | 79 |
| F | Do. | | Byculla Boys' School | Gujeri Bazar, Byculla | Municipal, Urdu | 75 | 65 | 140 |
| " | Do. | | Byculla Station Road Boys' School. | Station Road, Byculla | Do. | 16 | 4 | 20 |
| " | Do. | | Carroll Road | New Foras Road | Do. | 40 | 10 | 50 |
| " | Do. | | DeLisle Road Boys' School | Haines Road, Agripada | Do. | 60 | 65 | 125 |

| Number of Teachers. | | | Annual Expenditure of Supervision and Medical Inspection Charges. | | | | | Annual Expenditure per head of Pupil. | Average rate of Fees charged. | Result of 4th Standard Examination (conducted by the Government Deputy Educational Inspector with help from the Superintendents, Municipal Schools.) | |
|---------------------|----------|--------|---|-------------------------|---------------|---------------------|-------------|---------------------------------------|-------------------------------|--|---------|
| Males. | Females. | Total. | Teachers' salaries. | Pays of other servants. | Rent, if any. | Contingencies, etc. | Total. | | | Appeared. | Passed. |
| | | | Rs. a. p. | Rs. a. p. | Rs. a. p. | Rs. a. p. | Rs. a. p. | Rs. a. p. | | | |
| 6 | .. | 6 | 3,694 10 1 | | 900 0 0 | 120 0 0 | 4,714 10 1 | 84 0 0 | As. 4 & 2 | 3 | 3 |
| .. | 4 | 4 | 1,840 1 3 | 218 0 0 | 600 0 0 | 96 0 0 | 2,855 1 3 | 36 10 10 | A. 1 | | |
| 4 | .. | 4 | 3,375 0 0 | 134 0 0 | 699 0 0 | 96 0 0 | 4,304 0 0 | 78 0 0 | As. 2 & 1 | 4 | |
| .. | 2 | 2 | 1,012 12 2 | 184 2 8 | | 73 7 0 | 1,220 5 10 | 16 0 0 | As. 2 & 1 | 1 | 1 |
| 3 | .. | 3 | 2,480 15 6 | | 600 0 0 | 105 0 0 | 3,104 15 6 | 45 0 0 | As. 4 & 2 | | |
| 8 | .. | 8 | 5,613 11 4 | 76 2 0 | 2,995 0 0 | 184 0 0 | 8,853 13 4 | 41 12 7 | As. 3 | 17 | 17 |
| .. | 6 | 6 | 4,208 12 4 | 258 8 8 | 2,175 0 0 | 120 0 0 | 6,757 4 7 | 50 6 10 | A. 1 | 7 | 7 |
| 0 | .. | 0 | 7,722 14 0 | 207 11 10 | 1,452 0 0 | 156 0 0 | 9,538 10 4 | 43 2 7 | As. 3 | 16 | 7 |
| . | 3 | 3 | 2,486 12 9 | 282 0 0 | 594 0 0 | 96 0 0 | 3,458 0 0 | 42 2 10 | As. 1½ | 3 | |
| 2 | .. | 2 | 643 0 0 | | | 120 0 0 | 763 0 0 | 34 1 0 | Nil. | | |
| 6 | .. | 6 | 4,518 3 4 | | 864 0 0 | 303 0 0 | 5,685 3 4 | 39 0 0 | As. 2 | 7 | 6 |
| 5 | .. | 5 | 3,241 0 4 | | 684 0 0 | 147 0 0 | 4,072 0 4 | 30 14 0 | As. 2 | 12 | 11 |
| 6 | .. | 6 | 3,479 2 6 | 194 2 0 | 1,800 0 0 | 152 6 0 | 5,450 12 8 | 52 3 0 | Nil. | 5 | 2 |
| .. | 2 | 2 | 1,476 0 0 | 264 0 0 | 420 0 0 | 72 0 0 | 2,232 0 0 | 59 11 0 | Nil. | 2 | |
| 5 | .. | 5 | 3,780 0 0 | | 1,008 0 0 | 130 0 0 | 4,888 0 0 | 53 11 5 | As. 4 & 2 | 15 | 13 |
| .. | 3 | 3 | 3,231 10 0 | 290 13 7 | 720 0 0 | 96 0 0 | 4,338 7 7 | 107 0 0 | As. 4, 2 & 1 | | |
| 7 | 1 | 8 | 4,473 8 6 | 305 0 0 | 840 0 0 | 120 0 0 | 5,738 3 6 | 76 8 2 | As. 2 | 2 | 2 |
| 8 | .. | 8 | 5,312 10 7 | | 1,346 4 0 | 150 0 0 | 6,808 14 7 | 45 0 0 | As. 4 & 2 | 2 | 2 |
| . | 2 | 2 | 1,141 9 10 | 264 0 0 | | 96 0 0 | 1,501 9 10 | 18 0 0 | A. 1 | | |
| 2 | .. | 2 | 110 0 0 | | | 40 0 0 | 150 0 0 | 5 6 0 | | | |
| 4 | 1 | 5 | 3,120 5 4 | 715 13 5 | 720 0 0 | 120 0 0 | 4,676 2 9 | 56 0 0 | As. 4 & 2 | | |
| 0 | .. | 0 | 6,036 15 10 | 43 8 7 | 1,765 0 0 | 153 0 0 | 7,998 3 5 | 27 10 9 | As. 4 & 2 | 21 | 5 |
| .. | 5 | 5 | 3,868 0 0 | 228 0 0 | 859 0 0 | 361 0 0 | 5,371 0 0 | 37 12 10 | As. 2 & 1 | 8 | 7 |
| 2 | .. | 2 | 452 0 0 | | | 208 0 0 | 655 0 0 | 26 0 0 | Nil. | | |
| 16 | .. | 16 | 13,384 8 2 | 6,111 5 5 | 3,180 0 0 | 180 0 0 | 17,145 13 7 | 57 11 8 | As. 3. | 32 | 30 |
| .. | 5 | 5 | 3,806 4 5 | 207 0 0 | 1,000 0 0 | 120 0 0 | 5,193 4 5 | 58 8 8 | As. 2 & 1 | 6 | 6 |
| 6 | .. | 6 | 5,027 0 0 | | 460 0 0 | 147 0 0 | 5,634 0 0 | 42 0 0 | As. 3 | | |
| 7 | .. | 7 | 4,383 0 0 | | 970 0 0 | 184 0 0 | 5,527 0 0 | 38 14 0 | Free | | |
| . | 3 | 3 | 1,259 0 0 | 132 0 0 | 1,050 0 0 | 53 0 0 | 2,494 0 0 | 52 0 0 | Free | | |
| 2 | .. | 2 | 293 2 11 | | 66 0 0 | 5 0 0 | 364 2 11 | 5 0 0 | Free | | |
| 4 | .. | 4 | 817 0 0 | | | 120 0 0 | 937 0 0 | 14 0 0 | | | |
| 3 | .. | 3 | 2,581 14 9 | | 760 0 0 | 88 10 0 | 3,430 8 9 | 71 7 6 | As. 4 & 2 | | |
| .. | 8 | 3 | 2,401 10 7 | 306 0 0 | 504 0 0 | 06 0 0 | 3,487 10 7 | 51 0 0 | As. 4 & 2 | | |
| 8 | .. | 3 | 2,016 0 0 | 264 0 0 | 1,080 0 0 | | 3,360 0 0 | 36 0 0 | Free | 2 | 1 |
| 2 | .. | 2 | 1,652 5 4 | | 528 0 0 | | 2,180 5 4 | 27 9 7 | As. 2 & 1 | 3 | |
| 5 | 1 | 6 | 3,781 1 3 | 264 0 0 | 576 0 0 | 120 0 0 | 4,741 1 3 | 33 13 9 | As. 4, 2 & 1 | 2 | 2 |
| 4 | 1 | 5 | 214 0 0 | 22 0 0 | 66 0 0 | 8 0 0 | 310 0 0 | 15 0 0 | As. 4, 2 & 1 | | |
| 3 | .. | 3 | 1,925 15 11 | | 1,200 0 0 | 102 0 0 | 3,227 15 11 | 64 0 0 | As. 4 & 2 | | |
| 4 | .. | 4 | 1,888 13 5 | 64 9 3 | 360 0 0 | 122 0 0 | 2,435 6 8 | 19 7 9 | As. 2 & 1 | | |

| Ward. | Section. | Population of Primary School-going Age. Estimate of children from 7 complete to 12 complete both inclusive per census of 1911. | Name of School. | Where situated. | Description. (a) Municipal or Aided. (b) Marathi, Gujarathi or Urdu. | Number of Pupils on Roll. | | |
|-------|------------|--|--|------------------------------|--|---------------------------|--------|--------|
| | | | | | | Boys. | Girls. | Total. |
| E .. | Byculla .. | | De Lisle Road Night School.. | Haines Road, Agripada .. | Municipal, Urdu .. | 28 | .. | 28 |
| " .. | Do. .. | | Jacob Circle Boys' School .. | Jacob Circle .. | Do. .. | 108 | 67 | 175 |
| " .. | Do. .. | | Kalapani Boys' School .. | Kalapani, Madanpura .. | Do. .. | 61 | 26 | 87 |
| " .. | Do. .. | | Madanpura Boys' School .. | Madanpura, Moreland Road .. | Do. .. | 205 | .. | 205 |
| " .. | Do. .. | | Madanpura Girls' School .. | Do. .. | Do. .. | .. | 137 | 137 |
| " .. | Do. .. | | Moreland Road Boys' School.. | Moreland Road .. | Do. .. | 121 | .. | 121 |
| " .. | Do. .. | | Moreland Road Girls' School.. | Do. .. | Do. .. | .. | 94 | 94 |
| " .. | Do. .. | | Ripon Road Boys' School .. | Byculla Station Road .. | Do. .. | 100 | .. | 100 |
| " .. | Do. .. | | Ripon Road Girls' School .. | Do. .. | Do. .. | .. | 70 | 70 |
| " .. | Do. .. | | Safrabadi Boys' School .. | Ghelabhai Street .. | Do. .. | 100 | .. | 100 |
| " .. | Do. .. | | Safrabadi Girls' School .. | Do. .. | Do. .. | .. | 66 | 66 |
| " .. | Do. .. | | Sankli Street Boys' School .. | Ripon Road .. | Do. .. | 151 | .. | 151 |
| " .. | Do. .. | | Surti Moholla Boys' School .. | Surti Moholla .. | Do. .. | 35 | 7 | 42 |
| " .. | Do. .. | | Tank Street Boys' School .. | Khandia Street .. | Do. .. | 187 | 63 | 250 |
| " .. | Do. .. | | Tank Street Night School .. | Do. .. | Do. .. | 30 | .. | 30 |
| " .. | Do. .. | | Yakub Street Boys' School .. | Pakhmodia Street .. | Do. .. | 125 | .. | 125 |
| " .. | Do. .. | | Yakub Street Girls' School .. | Do. .. | Do. .. | .. | 138 | 138 |
| " .. | Do. .. | | Yakub Street Night School .. | Do. .. | Do. .. | 26 | .. | 26 |
| F .. | Parel .. | 11,718 | Dadar Boys' School .. | Dadar Main Street .. | Municipal, Marathi .. | 120 | .. | 120 |
| " .. | Do. .. | | Dadar Girls' School .. | Do. .. | Do. .. | .. | 89 | 89 |
| " .. | Do. .. | | Dadar Night School .. | Do. .. | Do. .. | 45 | .. | 45 |
| " .. | Do. .. | | Tata Mill Night School .. | Parel, Poi Bavdi .. | Do. .. | 29 | .. | 29 |
| " .. | Do. .. | | Elphinstone Bridge Boys' School. | Elphinstone Road .. | Do. .. | 215 | .. | 215 |
| " .. | Do. .. | | Elphinstone Bridge Girls' School. | Do. .. | Do. .. | .. | 108 | 108 |
| " .. | Do. .. | | Elphinstone Bridge Nirashrit Boys' School. | New Foras Road .. | Do. .. | 210 | 30 | 240 |
| " .. | Do. .. | | Kalachowki Boys' School .. | Kalachowki Road .. | Do. .. | 188 | 11 | 199 |
| " .. | Do. .. | | Kalachowki Night School .. | Do. .. | Do. .. | 24 | .. | 24 |
| " .. | Do. .. | | Lalwadi Boys' School .. | Supari Baug Road .. | Do. .. | 204 | .. | 204 |
| " .. | Do. .. | | Lalwadi Girls' School .. | Do. .. | Do. .. | 4 | 79 | 83 |
| " .. | Do. .. | | Lalwadi Night School .. | Do. .. | Do. .. | 17 | .. | 17 |
| " .. | Do. .. | | Parel Boys' School .. | Parel Village .. | Do. .. | 181 | .. | 181 |
| " .. | Do. .. | | Parel Girls' School .. | Do. .. | Do. .. | 2 | 118 | 120 |
| " .. | Do. .. | | Parel Bholwada Boys' School.. | Parel Bholwada Cross Lane .. | Do. .. | 100 | .. | 100 |
| " .. | Do. .. | | Parel Bholwada Girls' School.. | Do. .. | Do. .. | .. | 115 | 115 |
| " .. | Do. .. | | Parel Bholwada Night School. | Do. .. | Do. .. | 44 | .. | 44 |

| Number of Teachers. | | | Annual Expenditure exclusive of supervision and Medical Inspection Charges. | | | | | Annual Expenditure per head of Pupil. | Average rate of Fees charged. | Result of 4th Standard Examination (conducted by the Government Deputy Educational Inspector with the help from the Superintendents, Municipal Schools.) | | |
|---------------------|----------|--------|---|-------------------------|---------------|---------------------|-------------|---------------------------------------|-------------------------------|--|---------|--|
| Males. | Females. | Total. | Teachers' salaries. | Pays of other servants. | Rent, if any. | Contingencies, etc. | Total. | | | Appeared. | Passed. | |
| | | | Rs. a. p. | Rs. a. p. | Rs. a. p. | Rs. a. p. | Rs. a. p. | Rs. a. p. | | | | |
| 2 | .. | 2 | 308 12 5 | | | 120 0 0 | 423 12 5 | 15 2 2 | Anna 1 | | | |
| 5 | 1 | 6 | 4,052 3 7 | 267 8 0 | 1,440 0 0 | 120 0 0 | 5,879 11 7 | 33 9 6 | As. 4, 2 & 1 | 3 | 3 | |
| 4 | .. | 4 | 3,420 0 0 | | 460 0 0 | 132 0 0 | 4,032 0 0 | 40 0 0 | As. 4, 2 & 1 | | | |
| 12 | .. | 12 | 7,535 0 0 | 363 0 0 | | 240 0 0 | 8,147 0 0 | 30 8 0 | As. 4 & 2 | 13 | 12 | |
| .. | 6 | 6 | 3,534 0 0 | 324 0 0 | | 120 0 0 | 3,978 0 0 | 20 0 0 | Anna 1 | 5 | 29 | |
| 7 | .. | 7 | 4,879 0 9 | | 1,320 0 0 | 150 0 0 | 6,349 0 9 | 52 0 0 | As. 4 & 2 | 4 | 4 | |
| .. | 3 | 3 | 1,579 0 5 | 282 0 0 | | 120 0 0 | 1,931 0 5 | 20 0 0 | Anna 1 | | | |
| 4 | .. | 4 | 362 13 5 | | 1,000 0 0 | 27 0 0 | 1,389 13 5 | 13 14 0 | Annas 2 | | | |
| .. | 2 | 2 | 250 0 5 | 51 12 10 | | 24 0 0 | 334 13 3 | 4 12 0 | Anna 1 | | | |
| 5 | .. | 5 | 3,036 0 0 | | 1,440 0 0 | 120 0 0 | 4,506 0 0 | 46 0 0 | Annas 2 | | | |
| .. | 2 | 2 | 01 0 0 | 22 0 0 | 80 0 0 | 8 0 0 | 201 0 0 | 3 0 0 | Anna 1 | | | |
| 7 | .. | 7 | 4,040 14 3 | | 1,980 0 0 | 150 0 0 | 6,170 14 3 | 40 13 0 | Annas 2 | 1 | 1 | |
| 2 | .. | 2 | 1,395 6 8 | | 384 0 0 | 99 0 0 | 1,878 6 8 | 44 11 7 | As. 2 & 1 | | | |
| 1 | .. | 11 | 3,237 13 7 | 226 4 1 | 2,080 0 0 | 105 0 0 | 5,589 1 8 | 22 0 0 | As. 4, 2 & 1 | 6 | 5 | |
| 2 | .. | 2 | 43 8 0 | | | 20 0 0 | 63 8 0 | 2 3 0 | Anna 1 | | | |
| 5 | .. | 5 | 3,183 8 9 | | 1,620 0 0 | 147 0 0 | 4,950 8 9 | 39 9 8 | As. 4 & 2 | 2 | 2 | |
| .. | 5 | 5 | 2,636 0 4 | 275 0 0 | | 120 0 0 | 3,031 0 4 | 21 15 5 | As. 2 & 1 | | | |
| 3 | .. | 3 | 364 0 0 | | | 120 0 0 | 484 0 0 | 18 9 10 | Anna 1 | | | |
| 6 | .. | 6 | 4,957 5 8 | | 840 0 0 | 196 11 6 | 5,994 1 2 | 49 15 2 | Annas 3 | 20 | 9 | |
| .. | 3 | 3 | 1,652 2 1 | 283 8 10 | 700 0 0 | 96 0 0 | 2,931 10 11 | 32 0 0 | As. 2 & 1 | 59 | 53 | |
| .. | .. | .. | 693 5 4 | | | 120 0 0 | 713 5 4 | 16 0 0 | | | | |
| 3 | .. | 3 | 527 9 2 | | | 120 0 0 | 647 9 2 | 22 6 3 | | | | |
| 10 | .. | 10 | 6,523 7 1 | 29 4 7 | 792 0 0 | 290 11 10 | 7,644 7 6 | 35 14 5 | As. 4 & 2 | 12 | 12 | |
| .. | 4 | 4 | 2,116 0 6 | 216 0 0 | 396 0 0 | 176 9 0 | 2,904 9 0 | 26 14 4 | As. 2 & 1 | | | |
| 6 | 1 | 7 | 4,106 7 0 | 158 0 0 | 1,500 0 0 | 298 0 0 | 6,002 7 0 | 25 4 0 | | 7 | | |
| 8 | .. | 8 | 7,268 0 0 | 163 0 0 | 1,584 0 0 | 154 0 0 | 9,169 0 0 | 43 0 0 | Annas 2 | 7 | 6 | |
| 2 | .. | 2 | 285 10 4 | | | 81 9 10 | 367 4 2 | 15 0 0 | | | | |
| 12 | .. | 12 | 9,176 2 7 | 460 0 0 | 2,558 0 0 | 262 14 6 | 12,477 1 1 | 61 2 7 | As. 2 & 3 | 26 | 23 | |
| .. | 4 | 4 | 2,507 10 4 | 265 0 0 | 792 0 0 | 96 0 0 | 2,865 1 10 | 34 0 0 | As. 2 & 1 | 6 | | |
| 2 | .. | 2 | 384 0 0 | | | 120 0 0 | 504 0 0 | 29 10 0 | | | | |
| 8 | .. | 8 | 6,297 0 0 | | 792 0 0 | 227 0 0 | 7,316 0 0 | 40 0 0 | Annas 3 | 17 | 15 | |
| .. | 6 | 6 | 3,373 0 0 | 306 0 0 | 436 0 0 | 96 0 0 | 4,210 0 0 | 35 0 0 | As. 2 & 1 | 4 | 2 | |
| 6 | .. | 6 | 4,576 10 6 | | 1,691 15 5 | 228 9 9 | 6,497 3 10 | 65 0 0 | As. 2 & 1 | 13 | 10 | |
| .. | 5 | 5 | 2,336 3 0 | 267 0 0 | | 96 0 0 | 3,199 3 0 | 27 13 0 | Anna 1 | 5 | 3 | |
| 2 | .. | 2 | 442 10 4 | | | 198 8 9 | 641 3 1 | 14 0 0 | .. | | | |

| Ward. | Section | Population of Primary School-going Age. Estimate of children from 7 complete to 12 complete both inclusive per census of 1911. | Name of School. | Where situated. | Description. (a) Municipal or Aided. (b) Marathi, Gujarathi or Urdu. | Number of Pupils on Roll. | | |
|-------|---------|--|--|------------------------------------|--|---------------------------|--------|--------|
| | | | | | | Boys. | Girls. | Total. |
| F | Parel | 11,718 | Poi Bavdi Boys' School | Supari Baug Road | Municipal, Marathi | 109 | .. | 109 |
| " | Do. | | Poi Bavdi Girls' School | Do. | Do. | .. | 101 | 101 |
| " | Do. | | Supari Baug Road Boys' School | Kalachowki Road | Do. | 195 | 9 | 204 |
| " | Do. | | David Mill Night School | Elphinstone Road | Do. | 67 | .. | 67 |
| " | Do. | | Dadar Boys' School | 159, Dadar Main Road | Municipal, Gujarathi.. | 76 | .. | 76 |
| " | Do. | | Dadar Girls' School | Do. | Do. | .. | 81 | 81 |
| " | Do. | | Elphinstone Road Boys' School | 934, Elphinstone Road | Do. | 76 | 26 | 102 |
| " | Do. | | Elphinstone Bridge Nirashrit Boys' School. | Near Elphinstone Bridge | Do. | 40 | 19 | 59 |
| " | Do. | | Lalbaug Boys' School | Plot No. 46, Lalbaug | Do. | 47 | 33 | 80 |
| " | Do. | | Lower Parel Boys' School | 357, Lower Parel | Do. | 72 | 29 | 101 |
| " | Do. | | Parel Boys' School | No. 91-A, Parel Road | Do. | 37 | .. | 37 |
| " | Do. | | Parel Girls' School | Do. | Do. | .. | 75 | 75 |
| " | Do. | | Parel Bholwada Boys' School.. | 285, Parel Bholwada | Do. | 50 | 39 | 98 |
| " | Do. | | Poi Bavdi Boys' School | Abdulla Building, Poi Bavdi | Do. | 119 | .. | 119 |
| " | Do. | | Poi Bavdi Girls' School | Do. | Do. | .. | 66 | 66 |
| " | Do. | | Dadar Boys' School | Dadar Main Road | Municipal, Urdu | 25 | 4 | 29 |
| " | Do. | | Lower Parel Boys' School | 1070, Fergusson Road | Do. | 62 | 8 | 70 |
| " | Do. | | Parel Boys' School | 14-16, Lalwadi | Do. | 97 | 19 | 116 |
| " | Do. | | Parel Night School | Do. | Do. | 20 | .. | 20 |
| " | Do. | | Supari Baug Boys' School | Hararwala Building, Supari Baug. | Do. | 80 | 40 | 120 |
| " | Do. | | Supari Baug Night School | Do. | Do. | 21 | .. | 21 |
| " | Shivdi | | Shivdi Boys' School | Shivdi Cross Lane | Municipal, Marathi | 104 | 9 | 113 |
| " | Do. | | Matunga Boys' School | Naigaum Road | Do. | 61 | .. | 61 |
| " | Do. | | Matunga Girls' School | Do. | Do. | .. | 61 | 61 |
| " | Do. | | Matunga Station Road | 7543, Vatsaraj Lane | Do. | 4 | 1 | 5 |
| " | Do. | | Matunga Boys' School.. | No. 7543, K. K. Vatsaraj Lane | Municipal, Gujarathi.. | 109 | .. | 109 |
| " | Do. | | Matunga Girls' School | Shri Nives Building, Matunga Road. | Do. | .. | 122 | 122 |
| " | Do. | | Naigaum Boys' School.. | No. 69, Naigaum Road | Do. | 39 | 16 | 55 |
| " | Do. | | Matunga Boys' School.. | No. 682, Matunga Road | Municipal, Urdu | 36 | 7 | 43 |
| " | Do. | | Shivdi Boys' School | Jackeria Bunder, Shivdi Road | Do. | 105 | 55 | 160 |
| " | Do. | | Shivdi Night School | Do. | Do. | 50 | .. | 50 |
| " | Slon | | Dharavi Nirashrit Boys' School | Dharavi Road | Municipal, Marathi | 150 | 10 | 160 |
| " | Do. | | Slon Boys' School | Do. | Do. | 152 | .. | 152 |
| " | Do. | | Slon Girls' School | Do. | Do. | .. | 53 | 53 |
| " | Do. | | Slon Boys' School | Do. | Municipal, Gujarathi. | 55 | 9 | 64 |
| " | Do. | | Dharavi Boys' School.. | No. 157, Do. | Municipal, Urdu | 64 | 37 | 101 |

| Number of Teachers. | | | Annual Expenditure exclusive of supervision and Medical Inspection charges. | | | | | Annual Expenditure per head of Pupil. | Average rate of Fees charged. | Result of 4th Standard Examination (conducted by the Government Deputy Educational Inspector with the help from the Superintendents, Municipal Schools). | | |
|---------------------|----------|--------|---|-------------------------|---------------|---------------------|-------------|---------------------------------------|-------------------------------|--|---------|--|
| Males. | Females. | Total. | Teachers' salaries. | Pays of other servants. | Rent, if any. | Contingencies, etc. | Total | | | Appeared. | Passed. | |
| | | | Rs. a. p. | Rs. a. p. | Rs. a. p. | Rs. a. p. | Rs. a. p. | Rs. a. p. | | | | |
| 4 | .. | 4 | 3,228 8 10 | | 1,200 0 0 | 146 0 0 | 4,584 8 10 | 41 0 8 | As. 3 | 14 | 9 | |
| .. | 4 | 4 | 2,077 5 6 | 220 0 0 | 1,080 0 0 | 120 0 0 | 3,497 5 6 | 34 0 0 | As. 2 | | | |
| 10 | .. | 10 | 0,905 6 1 | 240 0 0 | 3,180 0 0 | 207 8 0 | 10,532 14 1 | 51 10 0 | As. 4, 2 & 1 | 22 | 13 | |
| 4 | .. | 4 | 703 4 1 | | | 194 0 0 | 897 4 1 | 13 0 0 | | | | |
| 4 | .. | 4 | 2,972 0 0 | | 594 0 0 | 147 0 0 | 3,713 0 0 | 39 1 0 | As. 4 & 2 | 10 | 5 | |
| .. | 5 | 5 | 2,510 1 8 | 314 0 0 | 594 0 0 | 96 0 0 | 3,514 1 8 | 40 0 0 | As. 4 & 2 | | | |
| 5 | .. | 5 | 3,006 0 0 | 225 0 0 | 396 0 0 | 99 0 0 | 3,786 0 0 | 36 12 0 | As. 2 & 1 | 5 | 4 | |
| 3 | .. | 3 | 1,701 0 3 | | 660 0 0 | 150 0 0 | 2,511 0 3 | 42 0 0 | | 2 | 2 | |
| 2 | .. | 2 | 154 15 5 | | 480 0 0 | 9 0 0 | 643 15 5 | 8 0 9 | As. 4 & 2 | | | |
| 4 | .. | 4 | 2,835 7 5 | 270 0 0 | 600 0 0 | 96 0 0 | 3,801 7 5 | 37 10 2 | As. 4, 2 & 1 | 8 | 3 | |
| 3 | .. | 3 | 3,027 12 1 | | 990 0 0 | 283 12 3 | 4,301 8 4 | 116 4 1 | As. 4 & 2 | 1 | 1 | |
| .. | 4 | 4 | 2,962 8 9 | 267 8 0 | 1,140 0 0 | 102 1 0 | 4,472 1 9 | 59 10 0 | As. 2 & 1 | 2 | 2 | |
| 4 | .. | 4 | 2,464 0 0 | 157 0 0 | 600 0 0 | 96 0 0 | 3,307 0 0 | 34 0 0 | As. 4 & 2 | 5 | 3 | |
| 6 | .. | 6 | 4,450 5 3 | | 1,200 0 0 | 147 0 0 | 5,797 5 3 | 51 4 10 | As. 3 | 14 | 10 | |
| .. | 3 | 3 | 2,601 2 4 | 171 1 9 | 720 0 0 | 96 0 0 | 3,588 4 1 | 67 11 5 | As. 2 & 1 | 8 | 2 | |
| 4 | .. | 4 | 3,102 16 7 | | 480 0 0 | 122 0 0 | 3,764 16 7 | 120 13 2 | As. 4, 2 & 1 | | | |
| 4 | .. | 4 | 2,434 4 3 | | 423 8 0 | 127 8 0 | 2,985 4 3 | 44 4 0 | As. 2 & 1 | | | |
| 6 | .. | 6 | 8,977 0 | 280 0 0 | 1,260 0 0 | 140 0 0 | 6,657 0 0 | 49 0 0 | As. 2 | 4 | 3 | |
| 2 | .. | 2 | 430 0 0 | | | 128 0 0 | 558 0 0 | 28 0 0 | Anna 1 | | | |
| 5 | 1 | 6 | 1,982 13 10 | | 840 0 0 | 116 0 0 | 2,938 13 10 | 14 7 10 | As. 4, 2 & 1 | | | |
| 2 | .. | 2 | 34 8 0 | | | 20 0 0 | 54 8 0 | 2 0 0 | Anna 1 | | | |
| 4 | .. | 4 | 3,486 11 6 | | 396 0 0 | 147 0 0 | 4,029 11 6 | 35 15 8 | As. 4, 2 & 1 | | | |
| 6 | .. | 6 | 6,264 0 0 | | 1,200 0 0 | 278 0 0 | 7,737 0 0 | 126 0 0 | As. 4 & 2 | 23 | 11 | |
| .. | 3 | 3 | 2,738 2 2 | 324 0 0 | 462 0 0 | 96 0 0 | 3,620 2 2 | 59 0 0 | As. 2 & 1 | 6 | 11 | |
| 2 | .. | 2 | 131 0 0 | | 175 0 0 | 29 0 0 | 395 0 0 | 67 0 0 | As. 3 | | | |
| 5 | .. | 5 | 5,391 2 6 | | 798 12 0 | 169 2 3 | 6,369 0 9 | 58 5 5 | As. 4 | 10 | 6 | |
| .. | 5 | 5 | 3,362 0 0 | 269 8 0 | 3,495 0 0 | 72 0 0 | 7,198 8 0 | 59 0 0 | As. 3 & 1 | | | |
| 2 | .. | 2 | 1,357 1 8 | | 369 10 0 | 83 7 6 | 1,810 3 2 | 32 14 6 | As. 2 & 1 | | | |
| 2 | .. | 2 | 1,434 6 5 | | 540 0 0 | 122 0 0 | 2,096 6 5 | 71 1 2 | As. 2 & 1 | | | |
| 7 | .. | 7 | 3,829 1 2 | 269 8 0 | 1,500 0 0 | 114 0 0 | 5,712 9 2 | 35 11 8 | Anna 1 | | | |
| 2 | .. | 2 | 79 7 2 | | | 30 0 0 | 109 7 2 | 2 8 0 | | | | |
| 5 | .. | 5 | 2,769 0 9 | | 944 8 2 | 146 0 0 | 3,859 8 11 | 24 0 0 | | | | |
| 5 | .. | 5 | 3,859 6 2 | | 1,072 0 0 | 604 5 6 | 5,535 11 8 | 36 6 8 | As. 3 | 21 | 20 | |
| .. | 2 | 2 | 1,644 0 0 | 324 0 0 | 420 0 0 | 96 0 0 | 2,484 0 0 | 46 0 0 | Anna 1 | 2 | | |
| 2 | .. | 2 | 1,424 0 0 | | 320 0 0 | 99 0 0 | 1,843 0 0 | 29 0 0 | As. 2 | | | |
| 3 | 1 | 4 | 2,235 0 0 | 132 0 0 | 240 0 0 | 126 0 0 | 2,733 0 0 | 28 0 0 | As. 2 | 4 | | |

| Ward. | Section. | Population of Primary School-going Age. Estimate of children from 7 complete to 12 complete both inclusive per census of 1921. | Name of School. | Where situated. | Description. (a) Municipal or Aided. (b) Marathi, Gujarathi, or Urdu. | Number of Pupils on Roll. | | |
|-------|----------|--|---------------------------------------|---------------------------|---|---------------------------|--------|--------|
| | | | | | | Boys. | Girls. | Total. |
| G .. | Mahim .. | 18,728 | Currey Road Boys' School .. | No. 323, DeLisle Road .. | Municipal, Marathi .. | 250 | 27 | 266 |
| .. | Do. .. | | Dadar Kumbharwada Boys' School. | Church Street, Dadar .. | Do. .. | 277 | .. | 277 |
| .. | Do. .. | | Dadar Kumbharwada Girls' School. | Dadar Kumbharwada .. | Do. .. | .. | 499 | 499 |
| .. | Do. .. | | DeLisle Road Mill School .. | DeLisle Road .. | Do. .. | 42 | 60 | 102 |
| .. | Do. .. | | DeLisle Road Nirashrit Boys' School. | Do. .. | Do. .. | 189 | 28 | 215 |
| .. | Do. .. | | Ferguson Road Boys' School .. | Vorli Naka .. | Do. .. | 130 | 3 | 142 |
| .. | Do. .. | | Ferguson Road Nirashrit Boys' School. | Ferguson Road .. | Do. .. | 150 | .. | 150 |
| .. | Do. .. | | Ferguson Road Night School .. | Do. .. | Do. .. | 30 | .. | 30 |
| .. | Do. .. | | Gopi Tank Boys' School .. | Lady Jamsetji Road .. | Do. .. | 180 | .. | 180 |
| .. | Do. .. | | Gopi Tank Girls' School .. | Do. .. | Do. .. | .. | 102 | 102 |
| .. | Do. .. | | Lower Mahim Boys' School .. | Purbhadevi Road .. | Do. .. | 188 | .. | 188 |
| .. | Do. .. | | Lower Mahim Girls' School .. | Do. .. | Do. .. | 9 | 150 | 159 |
| .. | Do. .. | | Lower Parel Girls' School .. | Ferguson Road .. | Do. .. | 44 | 47 | 91 |
| .. | Do. .. | | Purbhadevi Boys' School .. | Purbhadevi Road .. | Do. .. | 145 | .. | 145 |
| .. | Do. .. | | Purbhadevi Girls' School .. | Do. .. | Do. .. | .. | 68 | 68 |
| .. | Do. .. | | Purbhadevi Night School .. | Do. .. | Do. .. | 26 | .. | 26 |
| .. | Do. .. | | Upper Mahim Boys' School .. | Lady Jamsetji Road .. | Do. .. | 235 | 3 | 238 |
| .. | Do. .. | | Upper Mahim Girls' School .. | Kapad Bazar, Mahim .. | Do. .. | .. | 131 | 131 |
| .. | Do. .. | | Mahim Boys' School .. | 14, Bazar Road, Mahim .. | Municipal, Gujarati .. | 121 | .. | 121 |
| .. | Do. .. | | Mahim Girls' School .. | Do. Do. .. | Do. .. | .. | 81 | 81 |
| .. | Do. .. | | Purbhadevi Nirashrit Boys' School. | DeLisle Road .. | Do. .. | 53 | 17 | 70 |
| .. | Do. .. | | Purbhadevi Nirashrit Night School. | Do. .. | Do. .. | 17 | .. | 17 |
| .. | Do. .. | | Mahim Boys' School .. | 188, Bazar Road, Mahim .. | Municipal, Urdu .. | 100 | 57 | 166 |
| .. | Worli .. | | Vorli Boys' School .. | Vorli 1st Pakhadi .. | Municipal, Marathi .. | 63 | .. | 63 |
| .. | Do. .. | | Vorli Girls' School .. | Vorli Middle Pakhadi .. | Do. .. | .. | 77 | 77 |
| .. | Do. .. | | Vorli Koliwada Boys' School .. | Vorli Koliwada .. | Do. .. | 132 | 18 | 150 |
| .. | Do. .. | | Standard Mill Night School .. | Purbhadevi Road .. | Do. .. | 40 | .. | 40 |

The Schools Committee's Office

BOMBAY, 8th August 1922.

| Number of Teachers. | | | Annual Expenditure exclusive of Supervision and Medical Inspection Charges. | | | | | Annual Expenditure per head of Pupils. | Average rate of Fees charged. | Annual Grant to Aided Schools per head of Pupil. | Result of 4th Standard Examination (conducted by the Government Deputy Educational Inspector with the help from the Superintendents, Municipal Schools). | |
|---------------------|----------|--------|---|-------------------------|---------------|----------------|-------------|--|-------------------------------|--|--|---------|
| Males. | Females. | Total. | Teacher salaries. | Pays of other servants. | Rent, if any. | Contingencies. | Total. | | | | Appeared. | Passed. |
| | | | Rs. a. p. | Rs. a. p. | Rs. a. p. | Rs. a. p. | Rs. a. p. | Rs. a. p. | | | | |
| 12 | .. | 12 | 9,276 11 2 | 211 5 0 | 4,800 0 0 | 251 7 8 | 14,539 7 10 | 62 15 0 | As. 4, 2 & 1 | | 16 | 12 |
| 10 | .. | 10 | 8,084 0 0 | 240 0 0 | 1,560 0 0 | 291 0 0 | 10,175 0 0 | 37 0 0 | As. 2 & 1 | | 53 | 15 |
| .. | 19 | 10 | 14,330 4 7 | 763 5 3 | 6,308 10 8 | 192 0 0 | 21,103 4 6 | 49 0 0 | As. 2 & 1 | | 33 | 13 |
| 4 | .. | 4 | 2,718 0 0 | 33 0 0 | 1,020 0 0 | 123 8 0 | 3,904 8 0 | 39 0 0 | NH | | | |
| 9 | .. | 9 | 6,647 3 10 | 235 0 0 | 1,500 0 0 | 356 2 6 | 8,730 6 4 | 40 0 0 | NH | | 13 | 12 |
| 6 | .. | 6 | 4,609 0 0 | | 1,228 0 0 | 154 0 0 | 6,051 0 0 | 42 0 0 | As. 3 | | 16 | 5 |
| 6 | .. | 6 | 3,983 9 0 | | 780 0 0 | 174 0 0 | 4,937 9 0 | 31 10 5 | NH | | 28 | 15 |
| 2 | .. | 2 | 348 6 10 | | .. | 120 0 0 | 468 6 10 | 11 9 7 | NH | | | |
| 7 | .. | 7 | 5,486 4 10 | | 300 0 0 | 171 0 0 | 6,017 4 10 | 31 12 10 | As. 3 | | 13 | 11 |
| .. | 4 | 4 | 2,794 15 5 | 270 0 0 | 180 0 0 | 90 0 0 | 3,340 15 5 | 22 12 1 | As. 1 | | 2 | |
| 9 | .. | 9 | 7,556 0 0 | 240 0 0 | 1,128 0 0 | 156 0 0 | 9,080 0 0 | 48 0 0 | As. 4 & 2 | | 34 | 26 |
| .. | 6 | 6 | 4,624 10 5 | 70 0 0 | 669 0 0 | 120 0 0 | 5,474 10 5 | 34 0 0 | As. 2 & 1 | | 11 | 7 |
| .. | 4 | 4 | 2,310 0 0 | 244 8 0 | 729 0 0 | 96 0 0 | 3,379 8 0 | 37 0 0 | As. 2 & 4 | | | |
| 7 | .. | 7 | 4,999 7 5 | | 2,040 0 0 | 265 8 0 | 7,304 15 5 | 38 0 0 | As. 4 & 2 | | 11 | 10 |
| .. | 3 | 3 | 1,712 13 9 | 270 0 0 | 1,500 0 0 | 134 8 0 | 3,607 5 9 | 53 0 0 | As. 1 | | | |
| 2 | .. | 2 | 401 1 10 | | | 137 8 0 | 53 9 10 | 16 5 2 | NH | | | |
| 9 | .. | 9 | 7,612 4 11 | 240 0 0 | 840 0 0 | 156 0 0 | 8,848 4 11 | 37 8 0 | As. 4 & 2 | | 49 | 42 |
| .. | 6 | 6 | 5,642 9 1 | 300 8 7 | 660 0 0 | 120 0 0 | 6,732 1 8 | 40 8 0 | As. 2 & 1 | | 11 | |
| .. | 4 | 4 | 3,149 0 0 | | 720 0 0 | 121 14 3 | 3,990 14 3 | 33 0 0 | As. 2 | | 12 | 1 |
| .. | 3 | 3 | 2,740 1 3 | 264 0 0 | 580 0 0 | 121 11 0 | 3,705 12 3 | 45 0 0 | As. 2 & 1 | | 2 | 2 |
| 3 | .. | 3 | 1,867 0 0 | | | 117 8 0 | 1,984 8 0 | 28 5 7 | NH | | | |
| 2 | .. | 2 | 290 0 0 | | | 102 10 0 | 392 10 0 | 23 0 0 | | | | |
| 5 | .. | 6 | 3,077 4 11 | 270 0 0 | 594 0 0 | 112 10 0 | 4,053 14 11 | 24 0 0 | As. 4 & 2 | | 3 | 3 |
| 4 | .. | 4 | 3,492 4 1 | | 600 0 0 | 126 0 0 | 4,278 4 1 | 55 8 0 | As. 3 | | 11 | 2 |
| .. | 4 | 4 | 2,014 0 0 | 221 0 0 | 420 0 0 | 96 0 0 | 2,751 0 0 | 52 0 0 | As. 1 | | 4 | 1 |
| 6 | .. | 6 | 4,150 11 1 | | 275 0 0 | 174 0 0 | 4,599 11 1 | 31 0 0 | As. 2 | | 13 | 7 |
| 3 | .. | 3 | 492 3 6 | | | 120 0 0 | 612 3 6 | 15 0 0 | NH | | | |

D. G. PADHYE,

Secretary, Schools Committee.

SCHOOLS COMMITTEE'S ADMINISTRATION REPORT FOR 1921-22.

Appendix I.—Part B.

List of Schools which received Grants-in-Aid from the Schools Committee.

N.B.—(i) The figures given, are those supplied by the schools themselves except those for annual expenditure per pupil or head and the grant-in-aid per pupil or head.

(ii) From seventeen schools out of the 150 schools to which grant was given in March 1922, no replies were received to letters requesting information for this statement, besides seven letters addressed to aided schools were received back as unclaimed. Their names are consequently omitted from this statement.

PRIMARY SCHOOLS IN

Annexed to Report

| Ward. | Section. | Population of Primary School-going Age. Estimate of children from 7 complete to 12 complete both inclusive per census of 1921. | Name of School. | Where situated. | Description. (a) Municipal or Aided. (b) Marathi, Gujarati or Urdu. | Number of Pupils on Roll. | | |
|-------|------------|--|--|--|---|---------------------------|--------|--------|
| | | | | | | Boys. | Girls. | Total. |
| A | Fort South | 4,31 | Goculdas Tejpal Girls' School. | 162, Hornby Road, Fort | Aided, Gujarati | .. | 174 | 174 |
| " | Do. | | Young Ladies' High School | Bhesania Building, 172-174, Hornby Road, Fort, Bombay. | Do. | 10 | 102 | 112 |
| " | Do. | | Parsi Girls' School Association, Fort. | 73, Parsi Bazar Street, Fort | Do. | .. | 159 | 159 |
| " | Do. | | The Bazar Gate A. V. School | Bora Bazar Street (Holichakla, Fort) | Do. | 185 | 2 | 187 |
| " | Do. | | Fort Zoroastrian Girls' School. | 84, Gunbow Street, Fort, Bombay. | Do. | 102 | 23 | 125 |
| " | Do. | | The Globe Primary School | 79, Parsi Bazar, Street Fort | Do. | 37 | .. | 37 |
| " | Do. | | Sir Jamsetji Jejeebhoy Central Boys' School. | 209, Hornby Road | Do. | 146 | .. | 146 |
| " | Do. | | The Alexandra Native Girls' English Institution. | Albert Hall, Waudby Road and Nupier Road, Fort. | Do. | .. | 116 | 116 |
| " | Do. | | Sir J. J. Girls' School, Fort | 209, Hornby Road, Fort | Do. | .. | 135 | 135 |
| " | Do. | | Fort Model School | 15, Gunbow Street, Fort, Mehta Building. | Do. | 31 | 2 | 33 |
| " | Do. | | Fort and Proprietary High School, Fort. | 109, Frere Road, Fort | Do. | 75 | .. | 75 |
| " | Do. | | Esplanade High School | Hornby Road | Do. | 186 | .. | 186 |
| B | Mandvi | 10,538 | Madhavrao Rokde Free Primary School. | Improvement Trust Chawls, Koliwada, Mandvi. | Aided, Marathi | 121 | 21 | 142 |
| " | Do. | | Mandvi Koliwada Night School | Dongri Street, Madhavrao Rokde Free School. | Do. | 41 | .. | 41 |
| " | Do. | | Mandvi Night School | Masjid Road | Aided, Gujarati | 35 | .. | 35 |
| " | Do. | | Gokuldas T. Seminary | Mandvi Koliwada | Do. | 152 | .. | 152 |
| " | Do. | | Imami Ismaili Khoja Jamat Boys' A. V. School. | Chinch Bunder, 1st Road | Do. | 232 | .. | 232 |
| " | Do. | | The Parel Road A. V. School (Primary Dept.) | Bhendi Bazar | Do. | 173 | .. | 173 |
| " | Do. | | K. K. Mandvi School | Dongri Street, Kharak Bazar | Do. | 145 | 2 | 147 |
| " | Do. | | The Haji Suleman Abdool Wahid Testimonial Free Memon School. | 3, Kambekar Street | Aided, Urdu | 127 | .. | 127 |
| " | Do. | | The Khoja Khan Mahomed Hablibhoy School. | 170, Samuel Street, Mandvi | Do. | 267 | .. | 267 |
| " | Do. | | The Padmabai Urdu Gujarati and Koran Sharif School. | Chakla Street, corner of Bhandari Street. | Do. | 41 | 20 | 61 |
| " | Umarkhadi | | Ismaili Kandi Mohalla Girls' School. | Bhendi Bazar, Jail Road | Aided, Gujarati | .. | 201 | 201 |
| " | Do. | | Z. B. M. M. Beni-Israel School. | Umerkadi | Aided, Marathi | 71 | 92 | 163 |
| " | Do. | | The Halai Memon Mohalla Minara Masjid Free Urdu School. | Memonwada Road, Pydhoni | Aided, Urdu | 319 | .. | 319 |
| " | Do. | | Madrassa-i-Lugmania School | Phaboo Street | Do. | 244 | 217 | 461 |
| " | Dongri | | Nutan Marathi Vidyalaya School. | Jail Road, East H. N. 931 | Aided, Marathi | 117 | .. | 117 |
| " | Do. | | Imami Ismaili Khoja Jamat Girls' School. | Chinch Bunder, 1st Road | Aided, Gujarati | .. | 311 | 311 |
| " | Do. | | S. S. League's Bhowanagri Mohalla Night School. | In the Premises of the Municipal Bhowanagri Mohalla Urdu Boys' School. | Aided, Urdu | 38 | .. | 38 |
| " | Do. | | H. M. H. Esmile Sobani Pardah Girls' School. | 134, Jackria Masjid Street | Do. | .. | 189 | 189 |

BOMBAY WITH DETAILS—AIDED SCHOOLS.

for 1921-1922.

| Number of Teachers. | | | Annual Expenditure exclusive of Supervision and Medical Inspection Charges. | | | | | Annual Expenditure per head of Pupil. | Annual Grant to Aided Schools per head of Pupil. | Grant paid for 1921-1922. | Average rate of Fees charged. | Result of 4th Standard Examination (conducted by the Government Deputy Educational Inspector with help from the Superintendents, Municipal Schools). | |
|---------------------|----------|--------|---|-------------------------|---------------|--------------------|------------|---------------------------------------|--|---------------------------|-------------------------------|--|----------|
| Males. | Females. | Total. | Teachers' salaries. | Pays of other servants. | Rent, if any. | Contingencies, &c. | Total. | | | | | Dec. Rs. | Dec. Rs. |
| | | | Rs. a. p. | Rs. a. p. | Rs. a. p. | Rs. a. p. | Rs. a. p. | | | | | | |
| .. | 7 | 7 | 3,648 0 0 | 443 0 0 | 1,080 0 0 | 808 0 0 | 6,969 0 0 | 40.75 | 12.14 | 2,076 0 0 | Nil. | 4 | 4 |
| .. | 6 | 6 | 2,864 0 0 | 147 0 0 | 1,800 0 0 | 143 0 0 | 4,954 0 0 | 44.2 | 18.6 | 1,523 0 0 | 2.6 | .. | .. |
| 2 | 9 | 11 | 4,765 0 0 | 547 0 0 | 209 0 0 | 534 0 0 | 6,055 0 0 | 38 | 12.7 | 2,008 0 0 | 1.5 | .. | .. |
| 7 | .. | 7 | 2,953 0 0 | 120 0 0 | 1,430 0 0 | 1,354 0 0 | 5,857 0 0 | 31 | 5.3 | 1,000 0 0 | 2.25 | 16 | 11 |
| 5 | .. | 5 | 1,880 0 0 | 168 0 0 | 900 0 0 | 94 0 0 | 3,042 0 0 | 24.3 | 3.0 | 487 0 0 | 1 | .. | .. |
| 3 | 1 | 4 | 1,380 0 0 | 72 0 0 | 336 0 0 | | 1,788 0 0 | 48 | 14.2 | 527 0 0 | 2.5 | 3 | 3 |
| 7 | .. | 7 | 5,494 0 0 | 240 0 0 | | 36 0 0 | 5,770 0 0 | 39.5 | 7.6 | 1,110 0 0 | .5 | 35 | 27 |
| .. | 10 | 10 | 6,600 0 0 | 348 0 0 | | 30 0 0 | 7,068 0 0 | 60.9 | 13 | 1,500 0 0 | 3.6 | 18 | 18 |
| 1 | 9 | 10 | 5,505 0 0 | 803 0 0 | | 633 0 0 | 6,941 0 0 | 51 | 17.4 | 2,357 0 0 | .5 | .. | .. |
| 3 | .. | 3 | 660 0 0 | 105 0 0 | 420 0 0 | 105 0 0 | 1,290 0 0 | 39 | 10 | 300 0 0 | 2 | .. | .. |
| 6 | .. | 6 | 1,758 0 0 | 310 0 0 | 840 0 0 | 130 0 0 | 3,047 0 0 | 43 | 17 | 1,206 0 0 | .. | 28 | 21 |
| 7 | .. | 7 | 5,229 0 0 | 766 0 0 | 2,580 0 0 | 155 0 0 | 8,730 0 0 | 47 | 18 | 3,339 0 0 | 3.5 | .. | .. |
| 6 | 1 | 7 | 2,707 0 0 | 120 0 0 | 396 0 0 | 1,106 0 0 | 4,328 0 0 | 30 | 13.8 | 1,970 0 0 | Free | 11 | 5 |
| 3 | .. | 3 | 282 0 0 | | | 138 0 0 | 420 0 0 | 13.6 | 2.3 | 97 0 0 | | .. | .. |
| 1 | .. | 1 | 244 0 0 | 48 0 0 | | 73 0 0 | 365 0 0 | 11.8 | 2.7 | 84 0 0 | | .. | .. |
| 6 | .. | 6 | 2,504 0 0 | 222 0 0 | 1,440 0 0 | 108 0 0 | 4,304 0 0 | 28.2 | 9 | 1,380 0 0 | .5 | 34 | 22 |
| 6 | 2 | 8 | 3,793 0 0 | 821 0 0 | 2,400 0 0 | 102 0 0 | 7,116 0 0 | 30 | 8 | 1,957 0 0 | Free | 7 | .. |
| 6 | .. | 6 | 3,531 0 0 | 235 0 0 | 852 0 0 | 160 0 0 | 4,778 0 0 | 27 | 8 | 1,424 0 0 | 1.3 | 23 | 15 |
| 7 | .. | 7 | 3,855 0 0 | 144 0 0 | 1,464 0 0 | 278 0 0 | 5,741 0 0 | 39 | 13.4 | 1,970 0 0 | 1.5 | 15 | 15 |
| 6 | .. | 6 | 2,620 0 0 | 591 0 0 | 804 0 0 | 1,647 0 0 | 5,464 0 0 | 46 | 10 | 1,200 0 0 | Free | 3 | 3 |
| 13 | .. | 13 | 7,107 0 0 | 599 0 0 | 4,593 0 0 | 708 0 0 | 13,007 0 0 | 40 | 16 | 4,298 0 0 | Do. | 56 | 39 |
| 4 | 1 | 5 | 1,321 0 0 | 163 0 0 | 336 0 0 | 98 0 0 | 1,918 0 0 | 31.5 | 6 | 368 0 0 | Do. | .. | .. |
| .. | 7 | 7 | 3,567 0 0 | 990 0 0 | 2,400 0 0 | 1,730 0 0 | 8,687 0 0 | 43 | 13 | 2,719 0 0 | Do. | .. | .. |
| 1 | 8 | 9 | 3,516 0 0 | 183 0 0 | 67 0 0 | 782 0 0 | 4,548 0 0 | 27.9 | 11.8 | 1,923 0 0 | | .. | .. |
| 11 | .. | 11 | 4,854 0 0 | 638 0 0 | 2,400 0 0 | 207 0 0 | 8,099 0 0 | 25.4 | 8.6 | 2,749 0 0 | Free | 11 | 11 |
| 10 | .. | 10 | 4,314 0 0 | 249 0 0 | 754 0 0 | 60 0 0 | 5,377 0 0 | 11 | 3 | 1,756 0 0 | | .. | .. |
| 5 | .. | 5 | 2,387 0 0 | 108 0 0 | 726 0 0 | 92 0 0 | 3,313 0 0 | 28 | 8 | 934 0 0 | .6 | 15 | 0 |
| .. | 12 | 12 | 5,607 0 0 | 1,916 0 0 | 2,400 0 0 | 400 0 0 | 10,329 0 0 | 33 | 10 | 3,114 0 0 | Free | .. | .. |
| 8 | .. | 3 | 480 0 0 | 24 0 0 | | 120 0 0 | 624 0 0 | 16.5 | 5 | 150 0 0 | .25 | .. | .. |
| .. | 5 | 5 | 4,221 0 0 | 359 0 0 | 2,004 0 0 | 270 0 0 | 6,854 0 0 | 36.6 | 11.5 | 2,101 0 0 | Free | 4 | 4 |

| Ward. | Section. | Population of Primary School-going Age. Estimate of children from 7 complete to 12 complete both inclusive per census of 1921. | Name of School. | Where situated. | Description. (a) Municipal or Aided. (b) Marathi, Gujarati or Urdu. | Number of Pupils on Roll. | | |
|-------|-------------|--|--|--|---|---------------------------|--------|--------|
| | | | | | | Boys. | Girls. | Total. |
| B | Umakhadi | 10,538 | Haji Mahomed Haji Esmile Sobani Memorial Free Night School. | 134, Jackaria Musjid Street | Aided, Gujarati | 47 | .. | 47 |
| C | Market | 14,024 | Madras-Mahomedia | 2, Janjiker Street, Jumma Musjid. | Aided, Urdu | 23 | .. | 23 |
| " | Do. | | The Parsi Seminary | 27, Nagdevi Street | Aided, Gujarati | 72 | .. | 72 |
| " | Dhobi Talao | | Chandanwadi Boys' and Girls' School. | New Sitaram Building, Princess Street, Kalbadevi Post. | Do | 22 | .. | 22 |
| " | Do. | | E. J. J. Branch Boys' Primary School. | Princess Street | Do. | 84 | .. | 84 |
| " | Do. | | Parsi Girls' School Association, Chandanwadi. | Princess Street, Plot No. 19 | Do. | .. | 245 | 245 |
| " | Do. | | Sir Jamsetji Jejeebhoy Girls' School, Princess Street. | Engineer Building, Princess Street (West). | Do. | .. | 117 | 117 |
| " | Do. | | New Bombay High School | 1419, Princess Street (West), Dhobi Talao. | Do. | 103 | .. | 103 |
| " | Do. | | Proprietary and Fort High School, Chandanwadi. | Dhobi Talao, 33-39, Girgaum Road. | Do. | 165 | .. | 165 |
| " | Do. | | Shri Karunashanker Boys' and Girls' School. | Wellington Street, Dhobi Talao Marine Lines, 4th Lane H-1/31. | Do. | 110 | 34 | 144 |
| " | Do. | | Students' Literary and Scientific Society's Jagannath Shankar-shets Girls' Marathi School. | Palao Road, (Girgaum Road) Near Thakurdwar. | Aided, Marathi | .. | 84 | 84 |
| " | Do. | | Prabhu Seminary | Bhai Jivauji's Lane, Thakurdwar | Do. | 129 | .. | 129 |
| " | Buleshwar | | The National English School, C. M. S. | Near Mumbadevi Post Office | Aided, Gujarati | 98 | .. | 98 |
| " | Do. | | Shakhe Madrase Mahomedia | 16-20, Musjid Street | Aided, Urdu | 148 | .. | 148 |
| " | Do. | | Bombay Mangrol Jain Sabha Girls' School. | 566, Pydhoy, Bombay | Aided, Gujarati | .. | 182 | 182 |
| " | Khara Talao | | Bhendli Bazar, Grant-in-aid School. | Erskine Road, Bharocha Mohalla | Do. | 231 | .. | 231 |
| " | Kumbharwada | | Bal Dnyaan Vardak Primary School. | Kumbharwada, 3rd Lane | Aided, Marathi | 135 | 5 | 140 |
| " | Do. | | Khatter Collee Mahajan Primary School. | Kumbharwada, 2nd Lane, Vithal Temple. | Do. | 87 | 7 | 94 |
| " | Dhobi Talao | | Sonapur Lane Boys' School | Mahadeo Shankarset's Galli House No. 20. | Do. | 55 | 17 | 72 |
| D | Khetwadi | | Jejeebhoy Dadabhoj Charity Primary School. | Khetwadi, 12th Lane | Aided, Gujarati | 81 | 63 | 144 |
| " | Do. | | Mrs. Benett's Girls' School | Khetwadi, 7th Lane, House No. 8, Kasinath Building. | Do. | 14 | 34 | 48 |
| " | Do. | | Sir Cowasji Jahangir Girls' School. | 12th Khetwadi House, No. 207, Bombay. | Do. | 88 | 116 | 149 |
| " | Do. | | Star Primary School | Cooper Building, Khetwadi, 12th Cross Lane. | Do. | 55 | 29 | 84 |
| " | Do. | | Khetwadi Registered Primary School. | Khetwadi, 6th Lane | Aided, Marathi | 170 | 20 | 190 |
| " | Girgaum | | Marwadi Vidyalaya | Sandhurst Road, Girgaum | Aided, Gujarati | 112 | .. | 112 |
| " | Do. | | The Grant Road Vernacular School. | Pannalal Terrace, 1st floor, Grant Road. | Do. | 118 | 47 | 165 |
| " | Do. | | C. M. S. Indigenous Primary School. | Kachrapatti, Mahalaxmi | Do. | 41 | 6 | 47 |
| " | Do. | | Framji Nasarwanji Patel School. | Junction of Khetwadi Main Road and Ardeshir Dadi Street 49-51. | Do. | 212 | .. | 212 |
| " | Do. | | Vanita Vishram Training College for Women. | Sandhurst Road, Girgaum Bombay | Do. | .. | .. | 64 |
| " | Do. | | Byramjee Jejeebhoy Parsee Charitable Institution. | Queen's Road, Girgaum Post, Bombay. | Do. | 112 | .. | 112 |
| " | Khetwadi | | Khetwadi Jarthosti Girls' School. | Khetwadi Main Road, Noble Building. | Do. | 88 | 96 | 134 |
| " | Girgaum | | Hardinge Boys' and Girls' School | New Charni Road | Do. | 5 | 18 | 23 |
| " | Do. | | Sir Mangaldas Nathubhai Girls' School | Sandhurst Road, Girgaum, Bombay | Do. | .. | 110 | 110 |
| " | Do. | | U. F. C. Mission, Ambroli Girls' School. | Girgaum Back Road | Aided, Marathi | 19 | 77 | 96 |
| " | Do. | | Prof. Date's Charitable Deaf and Mute Institution. | Zavis's Wadi (Oart), Thakurdwar Road. | Do. | 19 | 5 | 24 |

| Number of Teachers. | | | Annual Expenditure exclusive of Supervision and Medical Inspection Charges. | | | | | Annual Expenditure per head of Puppl. | Annual Grant to Aided Schools per head of Puppl. | Grant paid for 1921-1922. | Average rate of Fees charged. | Result of 4th Standard Examination (conducted by the Government Deputy Educational Inspector with help from the Superintendents, Municipal Schools.) | |
|---------------------|----------|-------|---|-------------------------|---------------|--------------------|------------|---------------------------------------|--|---------------------------|-------------------------------|--|---------|
| Males. | Females. | Total | Teachers' salaries. | Pays of other servants. | Rent, If any. | Contingencies, &c. | Total. | | | | | Appeared. | Passed. |
| | | | Rs. a. p. | Rs. a. p. | Rs. a. p. | Rs. a. p. | Rs. a. p. | Rs. | Rs. | Rs. a. p. | | | |
| 2 | .. | 2 | 444 0 0 | 71 0 0 | | 116 0 0 | 631 0 0 | 13.4 | 3 | 142 0 0 | Free | | |
| 5 | .. | 5 | 3,095 0 0 | 273 0 0 | | 40 0 0 | 3,408 0 0 | 151 | 40 | 926 1 0 | | | |
| 4 | .. | 4 | 1,820 0 0 | 36 0 0 | 1,440 0 0 | 21 0 0 | 3,317 0 0 | 47.6 | 16 | 1,150 0 0 | 2 | 6 | |
| 1 | .. | 1 | 600 0 0 | 36 0 0 | 240 0 0 | 40 0 0 | 916 0 0 | 41 | 40 | 892 0 0 | 2 | 2 | |
| 6 | .. | 6 | 3,252 0 0 | 284 0 0 | 960 0 0 | 167 0 0 | 4,663 0 0 | 55.6 | 16.9 | 1,419 0 0 | .5 | 11 | 10 |
| 1 | 13 | 14 | 5,796 1 1 | 768 0 0 | 354 0 0 | 757 0 0 | 7,675 0 0 | 31.3 | 10.6 | 2,626 0 0 | 2 | | |
| 1 | 8 | 9 | 4,236 0 0 | 352 0 0 | 1,618 0 0 | 318 0 0 | 6,514 0 0 | 55 | 12.8 | 1,530 0 0 | 5 | | |
| 6 | .. | 6 | 1,732 0 0 | 168 0 0 | 900 0 0 | 79 0 0 | 2,999 0 0 | 29.2 | 9.6 | 290 0 0 | 2.5 | 18 | 12 |
| 8 | .. | 8 | 1,803 0 0 | 241 0 0 | 1,020 0 0 | 267 0 0 | 3,331 0 0 | 20 | 7 | 1,153 0 0 | 1.2 | 33 | 30 |
| 4 | 3 | 7 | 2,582 0 0 | 190 0 0 | 780 0 0 | 93 0 0 | 4,245 0 0 | 29.5 | 9.7 | 1,402 0 0 | 9.6 | 4 | 1 |
| 3 | 2 | 5 | 1,943 0 0 | 179 0 0 | | 372 0 0 | 2,494 0 0 | 29.6 | 8.2 | 688 0 0 | .25 | 11 | 11 |
| 6 | .. | 6 | 1,680 0 0 | 120 0 0 | 547 0 0 | 547 0 0 | 2,900 0 0 | 22.4 | 5.9 | 767 0 0 | .4 | 34 | 20 |
| 4 | 2 | 6 | 2,678 0 0 | 240 0 0 | 885 0 0 | 246 0 0 | 3,949 0 0 | 40.3 | 11.7 | 1,159 0 0 | 1.6 | 12 | 7 |
| 9 | .. | 9 | 4,842 0 0 | 606 0 0 | 399 0 0 | 159 0 0 | 6,006 0 0 | 41.25 | 12 | 1,798 0 0 | | 7 | 4 |
| .. | 9 | 9 | 2,764 1 0 | 252 0 0 | 1,080 0 0 | 474 0 0 | 4,570 0 0 | 25 | 5.5 | 1,000 0 0 | | | |
| 7 | .. | 7 | 4,391 0 0 | 100 0 0 | 752 0 0 | 102 0 0 | 5,345 0 0 | 24.3 | 6.6 | 1,570 0 0 | .6 | 24 | 7 |
| 5 | .. | 5 | 2,301 0 0 | 84 0 0 | 416 0 0 | 23 0 0 | 2,824 0 0 | 20.2 | 5.5 | 838 0 0 | 5.6 | 12 | 9 |
| 2 | .. | 2 | 2,083 0 0 | 60 0 0 | 265 0 0 | 125 0 0 | 2,483 0 0 | 26.4 | 7.2 | 673 0 0 | 5 | 4 | 2 |
| 3 | .. | 3 | 970 0 0 | 24 0 0 | 240 0 0 | 18 0 0 | 1,252 0 0 | 17.38 | 3.38 | 243 0 0 | 2.33 | 1 | |
| 6 | 1 | 7 | 2,611 0 0 | 54 0 0 | 990 0 0 | 105 0 0 | 3,760 0 0 | 26.6 | 8.6 | 1,254 0 0 | Free | 8 | 7 |
| 1 | 3 | 4 | 1,466 0 0 | 120 0 0 | 456 0 0 | 914 0 0 | 2,956 0 0 | 62 | 14.5 | 709 0 0 | .75 | 1 | 1 |
| 1 | 7 | 8 | 3,148 0 0 | 99 0 0 | 298 0 0 | 307 0 0 | 3,852 0 0 | 26 | 8.2 | 1,236 0 0 | 1 | 21 | 21 |
| 4 | 3 | 7 | 1,898 0 0 | 90 0 0 | 396 0 0 | 118 0 0 | 2,502 0 0 | 29.75 | 8.8 | 740 0 0 | 1.6 | 11 | 3 |
| 5 | .. | 5 | 2,500 0 0 | 60 0 0 | 456 0 0 | 72 0 0 | 3,088 0 0 | 16.4 | .8 | 919 0 0 | .5 | 11 | 4 |
| 6 | .. | 6 | 2,832 0 0 | 1,007 0 0 | 4,392 0 0 | 179 0 0 | 8,410 0 0 | 75 | 9 | 1,000 0 0 | | | |
| 4 | 2 | 6 | 2,423 | 8 0 | 712 0 0 | 89 0 0 | 3,388 0 0 | 20.6 | 6.2 | 1,020 0 0 | 1 | 6 | 6 |
| 1 | 1 | 2 | 489 | | | 34 0 0 | 527 0 0 | 12 | 3.6 | 164 0 0 | Free | | |
| 9 | .. | 9 | 2,590 0 0 | 180 0 0 | 1,440 0 0 | 267 0 0 | 4,467 0 0 | 21 | 6.6 | 1,234 0 | 1 | 30 | 15 |
| 6 | 4 | 10 | 7,889 0 0 | 1,075 0 0 | 2,875 0 0 | 4,350 0 0 | 16,189 0 0 | 258 | 47 | 3,000 0 0 | 1.6 | 58 | 18 |
| 6 | .. | 6 | 3,249 0 0 | 207 0 0 | 307 0 0 | 1,362 0 0 | 5,125 0 0 | 46 | 13 | 1,451 0 0 | .5 | 50 | 29 |
| 3 | 4 | 7 | 2,418 0 0 | 120 0 0 | 636 0 0 | 522 0 0 | 3,696 0 0 | 27 | 8.3 | 1,141 0 0 | .75 | | |
| .. | 3 | 3 | 1,394 0 0 | 128 0 0 | 660 0 0 | 143 0 0 | 2,325 0 0 | 101 | 27 | 626 0 0 | 1.5 | | |
| .. | 8 | 8 | 3,215 0 0 | 230 0 0 | 600 0 0 | 146 0 0 | 4,191 0 0 | 38 | 9 | 1,000 0 0 | .15 | | |
| 1 | 5 | 6 | 2,216 0 0 | 305 0 0 | 1,800 0 0 | 113 0 0 | 4,524 0 0 | 47.2 | 17.5 | 1,690 0 0 | 5.4 | 17 | 11 |
| 5 | .. | 5 | 5,700 0 0 | 216 0 0 | 720 0 0 | 72 0 0 | 6,708 + 60 | 282 | 10.75 | 1,931 0 0 | Free | | |

| Ward. | Section. | Population of Primary School-going Age. Estimate of children from 7 complete to 12 complete both inclusive per census of 1921. | Name of School. | Where situated. | Description. (a) Municipal or Aided. (b) Marathi, Gujarati or Urdu. | Number of Pupils on Roll. | | |
|-------|-------------|--|--|--|---|---------------------------|--------|--------|
| | | | | | | Boys. | Girls. | Total. |
| D. | Girgaum | 11,717 | Girgaum Gaiwadi School | 11, Bevan Hall Lane, Girgaum | Aided Marathi | 30 | 30 | 66 |
| " | Do. | | Patriotic Institution | Santinbai's Chawl, Mugbhat Lane. | Do. | 135 | 30 | 165 |
| " | Do. | | Mugbhat Private School | Sadasdiv Lane | Do. | 46 | 11 | 57 |
| " | Do. | | Emmanuel Girls' Primary School. | Parcel Road, Girgaum | Do. | 41 | 59 | 100 |
| " | Do. | | New Balshikshan Marathi Primary School. | 688, Bevan Hall Lane | Do. | 80 | 35 | 121 |
| " | Do. | | Vidya Vardhak Primary Marathi School. | Mugbhat Cross Lane, Vithoba's Temple, Thakurdwar Road. | Do. | 51 | 32 | 83 |
| " | Do. | | Chikitsk Santocha Potdar Primary School. | 677, Girgaum Road | Do. | 118 | 32 | 150 |
| " | Chowpaty | | Proprietary and Fort High School, Grant Road. | Gowalia Tank Road, Cullandas Building. | Aided Gujarati | 136 | .. | 136 |
| " | Do. | | Merwanji Maneckji Sett's Parsi Girls' School. | Tarfa Building, opposite Railway Hotel, Charni Road. | Do. | 15 | 36 | 51 |
| " | Do. | | Tutorial High School | Gowalia Tank Road. | Do. | 264 | 198 | 452 |
| " | Do. | | The Grant Road Boys' & Girls' School | Empire Terrace, Foras Road, Lucky Building, Gilder Lane. | Do. | 43 | 36 | 79 |
| " | Do. | | U. F. C. Mission Tank Girls' School. | U.F.C. Mission Compound, Gowalia Tank Road. | Aided Marathi | 21 | 81 | 102 |
| " | Mahalaxmi | | The Princess High School for Girls. | Opposite Royal Opera House, New Queen's Road. | Aided Gujarati | 18 | 52 | 70 |
| " | Do. | | Ram Mohan Roy Gujarati Day School. | Mahalaxmi, Kachrapatti near the Station. | Do. | 73 | 16 | 89 |
| " | Do. | Ram Mohan Roy Gujarati Night School. | Do. | Do. | 29 | .. | 29 | |
| " | Do. | American Mission Seven Roads Girls' School. | Seven Road, Islam Building, Jacob Circle, Lamington Road. | Aided Marathi | .. | 48 | 48 | |
| " | Chowpaty | Savasadan Normal Classes | Lamington Road, Municipal Marathi Boys' School, Tribhuvan Terrace. | Do. | All | the pupils being | | |
| " | Do. | Savasadan Home Classes | Arya Bhavan Library, Sandhurst Road. | Do. | All | the pupils being | | |
| " | Mazagon | 10,705 | New Mazagon Girls' School | 24, Gunpowder Road, Mazagon | Aided Gujarati | .. | 72 | 72 |
| " | Do. | | New Mazagon Boys' School | 23, Gunpowder Road, Mazagon | Do. | 97 | .. | 97 |
| " | Do. | | Israelite School. | Mazagon Road | Aided Marathi | 95 | 62 | 157 |
| " | Do. | | Tank Bunder Salvation Army School. | Reay Road | Do. | 63 | 10 | 73 |
| " | Tarwadi | Clarke Abbot School | Parcel Road | Do. | 44 | 20 | 64 | |
| " | Do. | American Mission Byculla Primary. | Do. | Do. | 78 | 37 | 116 | |
| " | 2nd Nagpada | S. S. League New Nagpada Night School. | In the Premises of New Nagpada Municipal Urdu School. | Aided Urdu | 56 | .. | 56 | |
| " | Kamathipura | Hauza Urdu Free School | Fakland Road, opposite Baliwala Theatre. | Do | 77 | 23 | 100 | |
| " | Do. | American Mission Burrell School. | Hathi Building, Love Lane, Mazagon. | Aided Marathi | 37 | 22 | 59 | |
| " | Do. | American Mission Mackinly Boys' School. | Seven Roads, Haines Road | Do. | 47 | .. | 47 | |
| " | Do. | Kamathipura, 3rd Lane, Marathi School. | Kamathipura 3rd Lane, House No. 62-64. | Do. | 62 | 6 | 68 | |
| " | Do. | Kamathipura 6th Lane, Marathi School. | Datta's Temple, Kamathipura, 6th Lane. | Do. | 132 | .. | 132 | |
| " | Do. | Dhar Chawl Foras Road School | Givanjibhoj Street | Do. | 32 | 4 | 36 | |
| " | Tardeo | Bai Ruttonbai F. Panday G. H. School. | Gilder Street, Tardeo | Aided Gujarati | 95 | 134 | 227 | |
| " | Do. | Prarthana Samaj Night School, Tardeo. | 1, Jetha Ladhao Wadi | Aided Marathi | 47 | .. | 47 | |
| " | Do. | S. S. League Night School, Tardeo. | Dorabji's Chawl | Do. | 24 | .. | 24 | |
| " | Do. | S. S. League Night School, Tardeo New Compound. | Tardeo New Compound | Do. | 19 | .. | 19 | |

| Number of Teachers. | | | Annual Expenditure exclusive of Supervision and Medical Inspection Charges. | | | | | Annual expenditure per head of Pupil. | Annual Grant to Aided Schools per head of Pupil. | Grant paid for 1921-1922. | Average rate of Fees charged. | Result of IVth Standard Examination (conducted by the Government Deputy Educational Inspector with the help from the Superintendent, Municipal Schools.) | |
|---------------------|----------|--------|---|-------------------------|---------------|--------------------|------------|---------------------------------------|--|---------------------------|-------------------------------|--|---------|
| Males. | Females. | Total. | Teachers' salaries. | Pays of other servants. | Rent, if any. | Contingencies, &c. | Total. | | | | | Appeared. | Passed. |
| | | | Rs. a. p. | Rs. a. p. | Rs. a. p. | Rs. a. p. | Rs. a. p. | Rs. | Rs. | Rs. a. p. | | | |
| 1 | .. | 1 | 600 0 0 | 60 0 0 | 300 0 0 | 147 0 0 | 1,107 0 0 | 16.75 | 2.5 | 162 0 0 | .5 | 5 | 3 |
| 4 | .. | 4 | 1,898 0 0 | 130 0 0 | 404 0 0 | 146 0 0 | 2,578 0 0 | 16.3 | 5.1 | 812 0 0 | .5 | 19 | 8 |
| 5 | .. | 5 | 1,776 0 0 | 108 0 0 | 456 0 0 | 35 0 0 | 2,375 0 0 | 41 | 12 | 603 0 0 | .4 | 11 | 4 |
| 1 | 4 | 5 | 3,782 0 0 | 182 0 0 | | 2,709 0 0 | 6,653 0 0 | 66 | 16 | 1,644 0 0 | .4 | 5 | 5 |
| 4 | .. | 4 | 1,800 0 0 | 144 0 0 | 456 0 0 | 65 0 0 | 2,465 0 0 | 20 | 5 | 671 0 0 | .5 | 16 | 11 |
| 3 | .. | 3 | 1,215 0 0 | 51 0 0 | 240 0 0 | 38 0 0 | 1,544 0 0 | 18.5 | 5.5 | 449 0 0 | .5 | 12 | 10 |
| 7 | .. | 7 | 2,276 0 0 | 180 0 0 | 1,200 0 0 | 56 0 0 | 3,706 0 0 | 24.6 | 8.1 | 1,218 0 0 | .5 | 25 | 14 |
| 10 | .. | 10 | 2,514 0 0 | 228 0 0 | 1,920 0 0 | 549 0 0 | 5,211 0 0 | 38 | 16.6 | 2,264 0 0 | .3 | | .. |
| 1 | 5 | 6 | 1,232 0 0 | 64 0 0 | 540 0 0 | 21 0 0 | 1,857 0 0 | 36 | 12.6 | 645 0 0 | .1 | | .. |
| 3 | 11 | 14 | 5,475 0 0 | 495 0 0 | 4,200 0 0 | 2,103 0 0 | 12,273 0 0 | 28.4 | 10.2 | 4,832 0 0 | 2.7 | 87 | 75 |
| 1 | 4 | 5 | 1,356 0 0 | 120 0 0 | 480 0 0 | 126 0 0 | 2,082 0 0 | 27 | 8 | 636 0 0 | 1.5 | | .. |
| | 5 | 6 | 2,156 0 0 | 158 0 0 | 1,200 0 0 | 125 0 0 | 364 0 0 | 36 | 14.7 | 1,505 0 0 | .3 | 19 | 6 |
| 2 | 4 | 6 | 1,890 0 0 | 144 0 0 | 1,500 0 0 | 108 0 0 | 3,440 0 0 | 49 | 14.3 | 1,004 0 0 | .2 | | .. |
| 2 | 1 | 3 | 927 0 0 | 12 0 0 | | 32 0 0 | 981 0 0 | 11 | 3.5 | 309 0 0 | Free | | .. |
| 1 | .. | 1 | 49 0 0 | 7 0 0 | 2 0 0 | 13 0 0 | 71 0 0 | 2.5 | 1.2 | 84 0 0 | Free. | | .. |
| 1 | 3 | 4 | 1,001 0 0 | 104 0 0 | 336 0 0 | 57 0 0 | 1,498 0 0 | 31 | 10 | 496 0 0 | .15 | 1 | .. |
| above the age of 12 | | | no information | is given | here. | | | | | 1,275 0 0 | | | .. |
| above the age of 12 | | | no information | is given | here. | | | | | 310 0 0 | | | .. |
| .. | 3 | 3 | 1,932 0 0 | 48 0 0 | 300 0 0 | 123 0 0 | 2,403 0 0 | 33.4 | 10.5 | 755 0 0 | .1 | | .. |
| 3 | 1 | 4 | 2,169 0 0 | 84 0 0 | 444 0 0 | 76 0 0 | 2,727 0 0 | 28.1 | 8.2 | 792 0 0 | .1 | 7 | 2 |
| 7 | 4 | 11 | 3,754 0 0 | 451 0 0 | 98 0 0 | 318 0 0 | 4,621 0 0 | 29.4 | 9.7 | 1,531 0 0 | .4 | 27 | 18 |
| 1 | .. | 1 | 338 0 0 | | 150 0 0 | 11 0 0 | 399 0 0 | 5.4 | 1.2 | 66 0 0 | | | .. |
| .. | 4 | 4 | 1,830 0 0 | 216 0 0 | 472 0 0 | 150 0 0 | 2,668 0 0 | 46.75 | 28.5 | 1,028 0 0 | .15 | | .. |
| 2 | 5 | 8 | 3,177 0 0 | 200 0 0 | 1,200 0 0 | 198 0 0 | 4,775 0 0 | 37.8 | 11.6 | 1,475 0 0 | .2 | 29 | 24 |
| 5 | .. | 5 | 720 0 0 | 12 0 0 | | 100 0 0 | 832 0 0 | 15 | 2.8 | 150 0 0 | .25 | | .. |
| 3 | .. | 3 | 1,252 0 0 | 228 0 0 | 420 0 0 | | 1,901 0 0 | 19 | 1.58 | 158 0 0 | | | .. |
| 1 | 2 | 3 | 518 0 0 | 104 0 0 | 216 0 0 | 38 0 0 | 876 0 0 | 15 | 5.8 | 342 0 0 | 1.75 | | .. |
| 2 | 2 | 4 | 616 0 0 | 104 0 0 | 192 0 0 | 72 0 0 | 984 0 0 | 21 | 8 | 360 0 0 | .2 | | .. |
| 2 | .. | 2 | 1,169 0 0 | 60 0 0 | 144 0 0 | 21 0 0 | 1,394 0 0 | 20.5 | 5 | 389 0 0 | | | .. |
| 4 | .. | 4 | 1,284 0 0 | 31 0 0 | 268 0 0 | 75 0 0 | 1,658 0 0 | 12.5 | 3.2 | 415 0 0 | .2 | 4 | .. |
| 1 | .. | 1 | 324 0 0 | | 156 0 0 | 2 0 0 | 482 0 0 | 13 | 1.9 | 66 0 0 | | | 1 |
| 2 | 8 | 10 | 3,738 0 0 | 499 0 0 | 1,822 0 0 | 146 0 0 | 6,204 0 0 | 27.3 | 11 | 2,516 0 0 | .2 | 37 | .. |
| 2 | .. | 2 | 154 0 0 | 0 0 | | 29 0 0 | 188 0 0 | 4 | 1.8 | 83 0 0 | .5 | | 34 |
| 2 | .. | 2 | 372 0 0 | | | 134 0 0 | 506 0 0 | 21 | 5 | 123 0 0 | | | .. |
| 2 | .. | 2 | 329 0 0 | 42 0 0 | | 155 0 0 | 426 0 0 | 22.5 | 7.4 | 141 0 0 | | | .. |

| Ward. | Section. | Population of Primary School-going Age. Estimate of children from 7 complete to 12 complete both inclusive per census of 1921. | Name of School. | Where situated. | Description. (a) Municipal or Aided. (b) Marathi, Gujarathi or Urdu. | Number of Pupils on Roll. | | |
|-------|-------------|--|---|--|--|---------------------------|--------|--------|
| | | | | | | Boys. | Girls. | Total. |
| E | Byculla | 19,705 | M. E. Mission DeLisle Road Gujarati School. | DeLisle Road near Arthur Road | Aided Gujarati | 16 | 9 | 25 |
| " | Do. | | Dagad Chawl, Morland Road | Morland Road | Aided Marathi | 46 | 4 | 50 |
| " | Do. | | Byculla School | Clark Road, Cross Galli, No. 1 | Do. | 61 | .. | 61 |
| " | Do. | | Tendulkar School | Haines Road | Do. | 157 | .. | 157 |
| " | Do. | | American Mission Towle School. | Duncan Road | Do. | 17 | 15 | 32 |
| " | Do. | | M. E. Mission Agripada Primary School. | Corner of Rebsch and Wylie Street, Byculla. | Marathi Aided | 16 | 26 | 42 |
| " | 1st Nagpada | | Israelite School | Jacob Circle H. N, S Haines Road.. | Do. | 78 | 60 | 138 |
| F | Parel | 11,718 | New Parel Bhoiwada, Aided Primary School. | Parel Bhoiwada, House No. 74 | Aided Marathi | 105 | 4 | 109 |
| " | Do. | | S. S. League Morarji Gokuldas F. N. School. | Morarji's G. Chawl, Parel | Do. | 22 | .. | 22 |
| " | Do. | | P. S. Duncan Road Night School. | Municipal Marathi Seven Roads School, Jacob Circle. | Do. | 30 | .. | 30 |
| " | Do. | | Parel Prarthana Samaj Night School. | Ghadiali Hall, near Parel Tram Terminus. | Do. | 29 | .. | 29 |
| " | Do. | | Lady Northcote Hindu Orphanage School. | Chinchpokli, Parel Road | Aided Gujarati | 68 | .. | 68 |
| " | Do. | | Parel D. C. M. Girls' School | Ghadiali Hall, Parel Tram Terminus. | Aided Marathi | .. | 33 | 33 |
| " | Do. | | Wesleyan Mission Primary School. | Elphinstone Bridge, Parel | Do. | 44 | 4 | 48 |
| " | Do. | | Parel D. C. M. Boys' School | Ghadiali Hall, near Tram Terminus, Parel. | Do. | 204 | .. | 204 |
| " | Do. | | Parel Mahim Chawl School | Elphinstone Road | Do. | 33 | .. | 34 |
| " | Do. | | American Mission Parel Girls' School. | Parel Village, Post No. 12 | Do. | 15 | 31 | 46 |
| " | Do. | | Britania Girls' School | Government Gate Road, Lalbag, Parel. | Aided Gujarati | 40 | 49 | 89 |
| " | Do. | | Sir Jamsetjee Jejeebhoy Girls' School, Parel. | At the junction of Suparibag and Currey Road, Parel. | Do. | .. | 105 | 105 |
| " | Do. | | DeLisle Road, Parel, Boys' and Girls' School. | DeLisle Road, Parel, oppo. B. B. Ky. Block No. 2, Lower Parel. | Do. | 95 | 13 | 108 |
| " | Sewri | | Acworth Leper Asylum | Matunga, No. 1769 | Aided Marathi | 10 | 11 | 21 |
| " | Do. | | School of the Society for the Protection of Children. | Matunga, near King's Circle | Do. | 81 | 19 | 100 |
| " | Do. | | B. P. T. Railway School | B. P. T. Railway siding, Wadala, Sewri. | Do. | 189 | 11 | 200 |
| G | Worli | 13,728 | G.E. Institute, Dadar, Bombay Vernacular Branch. | Lady Jamsetjee Road, Dadar, Bombay. | Do. | 261 | .. | 261 |
| " | Mahim | | The D. S. I. E. Institution | Lady Hardinge Road, Railway Station, Matunga. | Aided Gujarati | 76 | .. | 76 |
| " | Do. | | The D. S. I. E. Institution | Lady Hardinge Road, near Matunga Station. | Aided Marathi | 172 | .. | 172 |

| Number of Teachers. | | | Annual Expenditure exclusive of Supervision and Medical Inspection Charges. | | | | | Annual expenditure per head of Pupil. | Annual Grant to Aided Schools per head of Pupil. | Grant paid for 1921-1922. | Average rate of Fees charged. | Result of 4th Standard Examination (conducted by the Government Deputy Educational Inspector with the help from the Superintendents, Municipal Schools.) | |
|---------------------|----------|--------|---|-------------------------|---------------|--------------------|-----------|---------------------------------------|--|---------------------------|-------------------------------|--|---------|
| Males. | Females. | Total. | Teachers' salaries. | Pays of other servants. | Rent, if any. | Contingencies, &c. | Total. | | | | | Appeared. | Passed. |
| | | | Rs. a. p. | Rs. a. p. | Rs. a. p. | Rs. a. p. | Rs. a. p. | Dec. Rs. | Dec. Rs. | Rs. a. p. | Dec. Rs. | | |
| 1 | .. | 1 | 300 0 0 | 6 0 0 | 25 0 0 | 133 0 0 | 604 0 0 | 24 | 8.5 | 211 0 0 | Free | | |
| 1 | .. | 1 | 338 0 0 | | 102 0 0 | 10 0 0 | 450 0 0 | 9 | 2.8 | 130 0 0 | | 2 | 1 |
| 1 | .. | 1 | 339 0 0 | | 120 0 0 | 12 0 0 | 471 0 0 | 7.75 | 1.2 | 76 0 0 | | | |
| 1 | .. | 4 | 2,010 0 0 | 96 0 0 | 372 0 0 | 27 0 0 | 2,505 0 0 | 16 | 4 | 670 0 0 | 8 | 23 | 19 |
| 1 | 1 | 2 | 236 0 0 | | | 31 4 0 | 266 0 0 | 8.5 | 3 | 100 0 0 | | | |
| .. | 3 | 3 | 862 0 0 | 107 0 0 | 340 0 0 | 1,667 0 0 | 2,976 0 0 | 75.3 | 11.75 | 496 0 0 | | | |
| 5 | 2 | 7 | 2,654 0 0 | 216 0 0 | 792 0 0 | 73 0 0 | 3,735 0 0 | 27 | 8.2 | 1,138 0 0 | 4 | 9 | 7 |
| 3 | .. | 3 | 1,180 0 0 | 240 0 0 | 180 0 0 | 136 0 0 | 1,736 0 0 | 16 | 3 | 330 0 0 | 5 | 4 | 2 |
| 2 | .. | 2 | 313 0 6 | 12 0 0 | | 110 0 0 | 475 0 0 | 21.6 | 6.6 | 125 0 0 | Free | | |
| 2 | .. | 2 | 210 0 0 | 13 0 0 | | 50 0 0 | 273 0 0 | 9 | 1.5 | 48 0 0 | 25 | | |
| 2 | .. | 2 | 248 0 0 | 18 0 0 | | 56 0 0 | 322 0 0 | 11.1 | 3.4 | 98 0 0 | 4 | | |
| 6 | .. | 6 | 3,250 0 0 | 183 0 0 | 900 0 0 | 64 0 0 | 4,397 0 0 | 64.5 | 19.4 | 1,280 0 0 | NH, | 7 | 7 |
| 1 | .. | 1 | 571 0 0 | | | 6 0 0 | 577 0 0 | 17.5 | 7 | 231 0 0 | 2 | 4 | 1 |
| 2 | 2 | 4 | 1,190 0 0 | 216 0 0 | 34 0 0 | 139 0 0 | 1,569 0 0 | 32.6 | 10.5 | 506 0 0 | | | |
| 5 | 2 | 7 | 2,403 0 0 | | 438 0 0 | 65 0 0 | 2,951 0 0 | 14.5 | 4.6 | 920 0 0 | 2 | 24 | 6 |
| 1 | .. | 1 | 192 0 0 | | 147 0 0 | 5 0 0 | 344 0 0 | 10.2 | 2.5 | 86 0 0 | | | |
| 1 | 3 | 4 | 606 0 0 | 104 0 0 | 276 0 0 | 91 0 0 | 1,167 0 0 | 25 | 10 | 456 0 0 | 15 | | 1 |
| 1 | 5 | 6 | 2,719 0 0 | 173 0 0 | 349 0 0 | 460 0 0 | 3,701 0 0 | 41.5 | 13.5 | 1,200 0 0 | 5 | | 9 |
| .. | 8 | 8 | 4,039 0 0 | 352 0 0 | 1,420 0 0 | 970 0 0 | 6,781 0 0 | 64 | 17.3 | 1,825 0 0 | | | |
| 4 | .. | 4 | 1,843 0 0 | 60 0 0 | 372 0 0 | 56 0 0 | 2,131 0 0 | 18.6 | 6.6 | 710 0 0 | 1.75 | 4 | 3 |
| 1 | .. | 1 | 60 0 0 | | | | 60 0 0 | 2.6 | 1 | 20 0 0 | | | |
| 5 | .. | 5 | 1,251 0 0 | | | 76 8 0 | 1,321 0 0 | 13 | 2.68 | 258 0 0 | | 1 | |
| 4 | .. | 9 | 2,583 0 0 | 352 0 | | 462 0 6 | 3,397 0 0 | 17 | 4.3 | 880 0 0 | | 10 | 7 |
| 7 | .. | 7 | 2,106 0 0 | 180 0 | 1,410 0 0 | 306 0 0 | 4,092 0 0 | 16.1 | 4.3 | 1,092 0 0 | 3 | 58 | 44 |
| 3 | .. | 3 | 1,680 0 0 | | | 89 0 0 | 1,778 0 0 | 23 | 8 | 626 0 0 | | | |
| 3 | .. | 3 | 1,090 0 0 | | | 212 0 0 | 2,202 0 0 | 13 | 4 | 769 0 0 | | | |

MUNICIPAL OFFICES,
BOMBAY, 20th June 1922.

From

THE MUNICIPAL AUDITORS,
BOMBAY.

To

THE MUNICIPAL SECRETARY,
BOMBAY.

SIR,

In accordance with Section 137 of the Bombay Municipal Act of 1888, we have the honour to forward herewith five appendices marked A,B,C,D & E, containing the result of the Scrutiny of outstanding bills of Rates and Taxes, which were in the hands of the Ward Clerks and in the Office of the Assessor and Collector on the 31st March 1922.

2. Appendix D shows the outstanding bills of additional General Tax, levied from certain house owners in the B,C,D & E Wards, under the orders of the Chief Presidency Magistrate, for payment to the Bombay Electric Supply and Tramways Co., Ltd., on account of compensation for damage to the Tramway Cars, during the riots of April 1919.

3. Appendix E shows the outstanding bills on account of Street number plates of the A Ward.

4. These Appendices form part of the Annual Report on the Municipal Accounts for the year 1921-22, now under preparation.

5. We beg to add that some of the bills, included in these appendices, were certified by the Assessment Department to have been paid on or after the 1st April 1922, and were, therefore not placed before us for scrutiny.

We have the honour to be,

Sir,

Your most obedient servants.

H. S. KATRAK,

BHUKHANDAS B. DESAI,

Municipal Auditors.

Appendix - A.

STATEMENT of outstanding bills of Rates and Taxes for the year 1921-22 in the hands of the Ward Clerks and in the office of the Assessor and Collector on the 31st March 1922.

| Wards. | No. of Bills. | Amount. | | | | | | | | | | Grand Total. | Remarks. |
|---------------------------------------|---------------|---------------------|--------------------|-------------------|-----------------------|---------------------------|------------------------------|-------------------------|------------------------------|------------------|---------------------|--------------|----------|
| | | On value. | | | | Compounded or Special. | | | Tax on Vehicles and Animals. | Meter hire. | | | |
| | | General Tax. | Water Tax. | Halalkhore Tax. | Total. | Compounded water service. | Special Halal-khore Service. | Water charged by meter. | | | | | |
| Rs. a. p. | Rs. a. p. | Rs. a. p. | Rs. a. p. | Rs. a. p. | Rs. a. p. | Rs. a. p. | Rs. a. p. | Rs. a. p. | Rs. a. p. | Rs. a. p. | | | |
| A | 884 | 1,07,204 1 2 | 17,741 18 11 | 32,165 14 0 | 1,57,111 13 1 | 132 7 2 | 216 12 0 | 9,227 10 5 | 6,487 5 4 | 402 0 0 | 1,73,578 0 0 | | |
| B | 302 | 42,805 10 10 | 12,143 13 9 | 13,108 0 4 | 68,147 8 11 | | | 1,372 10 9 | 562 0 0 | 288 0 0 | 70,370 3 8 | | |
| C | 235 | 38,868 0 0 | 7,188 3 10 | 11,530 6 10 | 57,586 10 8 | 1,968 14 10 | | 223 8 0 | 1,198 8 8 | | 60,982 10 2 | | |
| D | 1,042 | 56,133 13 6 | 16,196 2 8 | 16,402 9 10 | 88,732 10 0 | 16 2 8 | | 3,111 2 2 | 9,748 13 4 | 750 0 0 | 1,02,360 12 2 | | |
| E | 506 | 28,412 13 2 | 8,325 13 9 | 9,456 2 1 | 46,194 12 0 | 15 14 2 | 1,270 10 0 | 2,763 11 0 | 2,419 0 0 | 256 7 3 | 52,930 6 5 | | |
| F | 288 | 16,436 8 10 | 4,104 4 9 | 4,896 3 5 | 25,437 1 0 | 0 15 5 | | 5,635 11 0 | 378 11 0 | 36 0 0 | 31,488 6 5 | | |
| G | 387 | 8,382 9 0 | 1,507 15 3 | 2,851 0 6 | 12,241 8 9 | 2 8 0 | | 993 0 11 | 344 5 4 | 131 1 7 | 13,712 8 7 | | |
| Govt. Port Trust and Railway Section. | 210 | 1,442 10 5 | 155 6 3 | 408 12 8 | 1,986 13 4 | 90 14 5 | 13,245 11 10 | 52,158 12 7 | 1,099 0 0 | 1,311 0 0 | 69,893 4 2 | | |
| City Improvement Trust Section. | 527 | 18,669 3 8 | 4,009 8 8 | 4,939 2 9 | 27,617 15 1 | 0 5 11 | | 2,339 1 0 | | 3,325 15 7 | 38,288 5 7 | | |
| Total ... | 4,381 | 3,18,445 6 7 | 71,353 1 10 | 95,253 4 5 | 4,85,056 12 10 | 2,230 2 7 | 14,783 1 10 | 77,830 3 10 | 22,237 11 8 | 6,500 8 5 | 6,08,588 9 2 | | |

MUNICIPAL OFFICERS, }
Bombay, 20th June 1922. }

H. S. KATRAK,
BHUKHANDAS B. DESAI,
Municipal Auditors.

Appendix B.

STATEMENT of outstanding bills of Rates and Taxes for the year 1920-21, and the previous years in the hands of the Ward Clerks and in the office of the Assessor and Collector on the 31st March 1922.

| Wards. | No. of Bills. | Amount. | | | | | | | | | Grand Total. | REMARKS. |
|-------------------------------|---------------|--------------|------------|-----------------|-------------|---------------------------|-----------------------------|-------------------------|------------------------------|-------------|--------------|----------|
| | | On Value. | | | | Compounded or Special. | | | Tax on Vehicles and Animals. | | | |
| | | General Tax. | Water Tax. | Halalkhore Tax. | Total. | Compounded Water Service. | Special Halalkhore Service. | Water charged by Meter. | | | | |
| Rs. a. p. | Rs. a. p. | Rs. a. p. | Rs. a. p. | Rs. a. p. | Rs. a. p. | Rs. a. p. | Rs. a. p. | Rs. a. p. | Rs. a. p. | | | |
| <i>For the year 1918 19.</i> | | | | | | | | | | | | |
| A | 8 | | | | | | | | 90 0 0 | 90 0 0 | | |
| D | 10 | | | | | | | | 119 0 0 | 119 0 0 | | |
| E | 6 | | | | | | | | 80 0 0 | 80 0 0 | | |
| G | 1 | | | | | | | | 15 0 0 | 15 0 0 | | |
| Total ... | 25 | | | | | | | | 304 0 0 | 304 0 0 | | |
| <i>For the year 1919-20.</i> | | | | | | | | | | | | |
| A | 25 | | | | | | | 248 0 0 | 304 0 0 | 552 0 0 | | |
| B | 9 | 2 2 9 | 0 13 2 | 1 8 0 | 4 7 11 | | | | 30 0 0 | 34 7 11 | | |
| C | 4 | 218 2 8 | 19 4 9 | 19 12 9 | 267 4 2 | | | | 20 0 0 | 277 4 2 | | |
| D | 31 | | | | | | | 35 0 0 | 417 5 4 | 452 5 4 | | |
| E | 11 | 178 7 10 | 54 0 0 | 56 2 9 | 288 10 7 | 0 8 0 | | | 89 0 0 | 378 2 7 | | |
| G | 6 | | | | | | | | 90 0 0 | 90 0 0 | | |
| Total ... | 80 | 398 13 3 | 74 1 11 | 77 7 6 | 560 6 8 | 0 8 0 | | 283 0 0 | 950 5 4 | 1,784 4 0 | | |
| <i>For the year 1920-21.</i> | | | | | | | | | | | | |
| A | 34 | 3,614 12 4 | 1,109 0 5 | 465 6 1 | 5,189 2 10 | | | 450 3 9 | 997 5 4 | 6,636 11 11 | | |
| B | 34 | 1,672 4 5 | 1,217 8 4 | 1,382 1 2 | 7,271 13 11 | | | 620 0 0 | 492 8 0 | 8,324 5 11 | | |
| C | 28 | 693 3 6 | 25 10 3 | 23 10 3 | 740 13 0 | | | 74 9 6 | 658 0 0 | 1,473 6 6 | | |
| D | 154 | 1,159 11 0 | 171 1 0 | 214 6 0 | 1,545 2 0 | 2 0 0 | | 89 0 0 | 1,659 0 0 | 3,275 2 0 | | |
| E | 47 | 1,460 6 1 | 480 6 4 | 455 13 4 | 2,346 9 9 | 2 0 0 | | 37 12 6 | 556 0 0 | 2,942 6 3 | | |
| F | 23 | 511 12 9 | 81 1 7 | 158 13 6 | 751 11 10 | | | 163 8 0 | 45 0 0 | 960 3 10 | | |
| G | 43 | 144 14 7 | 39 3 2 | 47 10 3 | 231 12 0 | 0 8 0 | | | 86 0 0 | 318 4 0 | | |
| Govt. Port Trust and Railway. | 4 | | | | | | 12,631 12 0 | | | 12,631 12 0 | | |
| City Improvement Trust. | 186 | 6,234 12 5 | 1,589 2 2 | 1,502 1 10 | 9,676 0 5 | | | 708 3 11 | | 10,384 4 4 | | |
| Total ... | 603 | 18,492 2 1 | 4,611 1 3 | 4,649 14 5 | 27,753 1 9 | 4 8 0 | 12,631 12 0 | 2,123 5 8 | 4,433 13 4 | 46,946 8 9 | | |

959

MUNICIPAL OFFICE,
Bombay, 20th June 1922. }

H. S. KATRAK,
BHUKHANDAS B. DESAI,
Municipal Auditors.

Appendix C.

SUMMARY of Appendices A and B.

| Year | Appendix A. | | Appendix B. | | Grand Total. | |
|----------|------------------|--------------|------------------|-------------|------------------|---------------|
| | Number of bills. | Amount. | Number of bills. | Amount. | Number of bills. | Amount. |
| | | Rs. a. p. | | Rs. a. p. | | Rs. a. p. |
| 1921-22 | 4,381 | 6,08,588 9 2 | | | 4,381 | 6,08,588 9 2 |
| 1920-21 | | | 603 | 46,946 8 9 | 603 | 46,946 8 9 |
| 1919-20 | | | 80 | 1,784 4 0 | 80 | 1,784 4 0 |
| 1918-19 | | | 25 | 304 0 0 | 25 | 304 0 0 |
| Total .. | 4,381 | 6,08,588 9 2 | 708 | 49,034 12 9 | 5,089 | 6,57,623 5 11 |

Note.—The outstanding amount on the same date last year, *i.e.*, on the 31st March 1921, was Rs. 4,58,705-15-0.

MUNICIPAL OFFICES,
Bombay, 20th June 1922.

H. S. KATRAK,
BHUKHANDAS B. DESAI,
Municipal Auditors.

Appendix D.

Statement of outstanding bills of additional General Tax ordered to be recovered by the Chief Presidency Magistrate for payment to the Bombay Electric Supply and Tramways Co., Ltd., on account of compensation for damages to the Tramway Cars during the riots of April 1919.

| Ward. | Number of bills. | Amount. | Remarks. |
|----------|------------------|----------------------|----------|
| B | 105 | Rs. a. p. 166 4 0 | |
| C | 20 | 75 3 4 | |
| D | 15 | 129 13 6 | |
| E | 119 | 44 0 1 | |
| Total .. | 259 | 415 4 11 | |

MUNICIPAL OFFICES, }
Bombay, 20th June 1922. }

H. S. KATRAK,
BHUKHANDAS B. DESAI,
Municipal Auditors.

Appendix E.

Statement of outstanding bills on account of Street Number plates in the hands of the ward clerks and in the Office of the Assessor and Collector on the 31st March 1922.

| Ward. | Number of bills. | Amount. | Remarks. |
|-----------|------------------|----------------------------------|----------|
| A | 452 | Rs. a. p. 3,336 4 0 | |
| Total ... | 452 | 3,336 4 0 | |

MUNICIPAL OFFICES, }
 Bombay, 20th June 1922.)

H. S. KATRAK,
 BHUKHANDAS B. DESAI,
Municipal Auditors.

BOMBAY, 26th September 1922.

From

THE MUNICIPAL AUDITORS,
BOMBAY.

To

THE MUNICIPAL SECRETARY,
BOMBAY.

SIR,

We have the honour to forward herewith our Report on the accounts of the Schools Committee for the year 1921-22.

We have the honour to be,

Sir,

Your most obedient servants,

H. S. KATRAK,

BHUKHANDAS B. DESAI,

Municipal Auditors.

**REPORT ON THE ACCOUNTS OF THE SCHOOLS COMMITTEE FOR THE
YEAR 1921-22.**

In accordance with the Bye-law No. 14 of the Schools Committee, we beg to report that we have audited the accounts, examined all vouchers, relating to the Receipts and Disbursements of the "Schools Fund" in charge of the Schools Committee from the 1st April 1921 to the 31st March 1922, and found them in order. Some irregularities, found in the course of the Audit of the accounts and vouchers, will be reported to the Secretary of the Schools Committee for necessary action.

2. The total receipts of the "Schools Fund" during the year 1921-22 amounted to Rs. 19,31,065-4-0 against Rs. 16,41,457-15-9 for the year 1920-21. The excess of Rs. 2,89,607-4-3 is due to an increase in School fees and in the contribution from the General Municipal Fund slightly counterbalanced by a falling off in interest receipts on investments.

3. The total expenditure during the year 1921-22 amounted to Rs. 19,63,573-5-0 against Rs. 15,91,298-1-9 in the year 1920-21. The increase of Rs. 3,72,275-3-3 was due to:— (1) Opening of additional schools, (2) increase in the number of teachers, (3) improved housing accommodation for schools, and (4) increase in the rates of pay to teachers, etc., as explained by the Secretary, Schools Committee, in his Annual Administration Report for the year 1921-22.

4. The expenditure under some of the heads of account exceeded the Budget grants sanctioned for them. The total excess amounted to Rs. 1,02,439-2-0 which was met by re-appropriation from savings under other grants. In this connection we beg respectfully to point out that the procedure adopted by the Schools Committee in sanctioning excess expenditure after the close of the year by re-appropriation and additional grants is irregular and not in conformity with the provisions of the Municipal Act and we are of opinion that no excess expenditure over a Budget grant should be allowed to be incurred until it is covered by a re-appropriation or an additional grant.

5. The total assets and workable balance of the "Schools Fund" on the 31st March 1922 were Rs. 1,84,623-8-10 and Rs. 60,138-15-11 respectively, as shown below:—

| | Rs. | a. | p. |
|--|--------------|----|----|
| Advances recoverable | 230 | 0 | 0 |
| Government Promissory Notes being Security Deposits of Contractors kept for safe custody with the Imperial Bank of India (nominal value) | 2,200 | 0 | 0 |
| Government Promissory Notes and other Securities belonging to Prize and other Funds, deposited with the Imperial Bank of India for safe custody (nominal value) | 1,07,500 | 0 | 0 |
| Government Promissory Notes of the nominal value of Rs. 11,200 on account of investment of Surplus Cash Balance belonging to the "Schools Fund," kept with the Imperial Bank of India for safe custody (actual value) | 10,801 | 0 | 0 |
| <i>Cash Balances—</i> | | | |
| (a) In the Imperial Bank of India | Rs. 62,119 | 2 | 4 |
| (b) In the Office Treasury | ,, 1,773 | 6 | 6 |
| | 63,892 | 8 | 10 |
| Total amount of Assets | Rs. 1,84,623 | 8 | 10 |
| <i>Deduct—</i> | | | |
| <i>Total liabilities:—</i> | | | |
| (a) Amount of Prize, &c., Funds | Rs. 1,14,355 | 8 | 2 |
| (b) Amount of Deposits | ,, 10,129 | 0 | 9 |
| | 1,24,484 | 8 | 11 |
| Total amount of workable balance... .. | Rs. 60,138 | 15 | 11 |

6. The balance in the Pass Book of the Imperial Bank of India was verified by us and found correct, and the safety receipts for the Government Securities, &c., lodged with the Imperial Bank of India, were examined and found to be in order. The cash balance in the office treasury was counted by us and found correct.

H. S. KATRAK,

BHUKHANDAS B. DESAI,

BOMBAY, 26th September 1922.

Municipal Auditors.

BOMBAY, 4th October 1922.

From

THE MUNICIPAL AUDITORS,
BOMBAY.

To

THE MUNICIPAL SECRETARY,
BOMBAY.

SIR,

We have the honour to forward herewith our report on the Municipal Accounts for the year 1921-22, with a view to the same being printed and submitted to the Corporation as usual.

We have the honour to be,

Sir,

Your most obedient servants,

H. S. KATRAK,

BHUKHANDAS B. DESAI,

Municipal Auditors.

REPORT OF THE AUDITORS OF MUNICIPAL ACCOUNTS
FOR THE YEAR 1921-1922.

For the audit of accounts, under review, Khan Saheb H. S. Katrak and Mr. B. B. Desai were appointed to be Auditors, as per Corporation Resolution No. 12326, dated the 14th March 1921.

2. As usual, all vouchers and papers relating to both Receipts and Disbursements for the year 1921-22, were examined with the Day Books, and the Postings in the Ledger were also checked with the entries in the Day Books and Journal.

3. The weekly statements of Receipts and Charges of the Municipal Fund were examined, as they were prepared, prior to their publication in the *Bombay Government Gazette*.

4. The number of vouchers, relating to the accounts of the year, under review compares with those of the previous year as follows:—

| | | | 1920-21. | 1921-22. |
|-----------------------|-----|-----|----------|----------|
| Receipt Vouchers | ... | ... | 41,512 | 40,673 |
| Disbursement Vouchers | ... | ... | 76,033 | 98,242 |
| Total | ... | ... | 1,20,545 | 1,38,915 |

There was thus an increase of 18,370 in the number of vouchers for the year under report. The main feature of the year under review was the introduction of the revised system of accounts with several changes in the methods of accounting and involving large variations in the several major and sub-heads for recording expenditure.

5. The result of the year, compared with the Budget and the Revised Estimates, and the actuals of the previous year, has been summarized below:—

| | 1920-21. | | 1921-22. | | |
|--|-------------|-------------|-------------|-------------|----------|
| | Actuals. | | Budget. | Revised. | Actuals. |
| | Rs. | Rs. | Rs. | Rs. | Rs. |
| Revenue and Receipts | 2,01,43,197 | 2,13,36,850 | 2,31,32,850 | 2,31,47,009 | |
| Expenditure | 2,02,02,301 | 2,24,81,760 | 2,32,09,554 | 2,24,64,954 | |
| Surplus + | | | | + 6,82,055 | |
| Deficit — | 59,104 | 11,44,910 | 76,704 | | |
| Unexpended Budget grants renewed in the next year. | 13,53,550 | | | 17,95,107 | |

6. The total receipts during the year under review were better than those of the previous year by Rs. 30,03,812, the noticeable increases being chiefly under Property Taxes, Town Duties, Cotton Import Duties, Education Primary due to an increase in contribution from Government, Wheel Tax, Ground Rent and Markets and Slaughter Houses receipts.

7. The total expenditure during the year under review amounted to Rs. 2,24,64,954 against Rs. 2,02,02,301 in the previous year, resulting in an increase of Rs. 22,62,653. The principal items which contributed to this increase were the Public Works Department, Health Department, Primary Education, Contribution to the City Improvement Trust and Municipal Debt. The result of the year was better than the Budget by Rs. 16,806.

8. The Budget anticipated a deficit of Rs. 11,44,910 which was reduced to Rs. 76,704 in the revised, owing to an anticipated large increase in revenue receipts. The actuals have, however, resulted in Surplus of Rs. 6,82,055. Owing, however, to an increase of Rs. 4,41,557 in the amount of grants to be renewed and allowing for an increase of Rs. 2,08,433 in the outstanding liabilities on account of the payment to the City Improvement Trust, the net savings for the year amount to Rs. 32,065 only. (*Vide* Appendix 3 of the Chief Accountant's report.) These net savings are only nominal as large sums actually spent, during the year on works and supplies are kept out of accounts by debit to suspense heads for want of Budget Grants to cover them.

9. The outstanding charges (Unexpended Budget Grants required to be renewed) for 1921-22 and previous year amounted to Rs. 17,95,107 against Rs. 13,53,550 in the previous year, or an increase of Rs. 4,41,557. If the whole amount of these outstanding charges had been spent during the year, the result of the year would have been worse than anticipated in the revised.

The outstanding charges for the last seven years, compared with the actual expenditure for those years, were as follows:—

| Year. | Rs. | Rs. |
|---------|-----------|-------------|
| 1915-16 | 9,98,762 | 1,28,03,870 |
| 1916-17 | 8,69,495 | 1,42,14,292 |
| 1917-18 | 11,17,198 | 1,42,61,391 |
| 1918-19 | 13,67,073 | 1,70,26,649 |
| 1919-20 | 17,65,008 | 1,83,09,277 |
| 1920-21 | 13,53,550 | 2,02,02,301 |
| 1921-22 | 17,95,107 | 2,24,64,954 |

From the above figures it will be seen that the amount of outstanding charges was the lowest in 1916-17, and in the subsequent years there was a progressive increase with the increase of expenditure except in the year 1920-21, in which special measures were taken by the Chief Accountant to reduce the amount to as minimum a figure as possible. These large outstandings are due chiefly to over estimating for amounts not required for immediate use and can be reduced by a close scrutiny of the Departmental Budget Estimates.

10. The opening cash balance on the 1st April 1921 was Rs. 17,77,792-13-1. This, together with the total receipts of the year Rs. 14,55,45,195-15-2, including debt, deposits, advances, &c., amounted to Rs. 14,73,22,988-12-3. The gross payments during the year amounted to Rs. 14,22,77,480-2-2, thus leaving a balance of Rs. 50,45,508-10-1 on the 31st March 1922.

11. A list of charges sanctioned by the Municipal Commissioner and paid during the year 1921-22 out of his Discretionary Contingent Grant is appended.

12. *Loans.*—During the year, under review, a loan of Rs. 1½ crores was intended to be taken up by the Municipality from Government. The loan was, however, taken up by instalments, Rs. 75 lacs on 5th November 1921 and 25 lacs on 31st March 1922, making up a total of 1 crore only. The balance of Rs. 50 lacs was received in the subsequent year. This loan was taken up from Government at 6½ per cent. interest (Tax Free) with option to the Corporation to repay it after 15 years.

13. *Sinking Funds.*—In accordance with the instructions, contained in the Corporation's Resolution No. 5294, dated the 19th November 1888, all investments made, during the year under report, on account of Sinking Funds, pertaining to all the several loans, due by the Municipality, were examined and found to agree with the amounts, provided in the Budget for the year. The total accumulated balances on account of all Sinking Funds amounted to Rs. 2,49,99,840-12-7 on the 31st March 1922 (Rs. 2,49,99,276-9-0 in Securities of the nominal value of Rs. 2,46,27,075 and £25,000 = Rs. 3,75,000, as shown below and Rs. 564-3-7 in cash).

| | Nominal Value. | | | Actual Value. | | |
|---|----------------|----|----|---------------|----|----|
| | Rs. | a. | p. | Rs. | a. | p. |
| 5 per cent. Municipal Debentures | 45,38,500 | 0 | 0 | 45,38,500 | 0 | 0 |
| 4 per cent. do. do. | 1,07,42,000 | 0 | 0 | 1,07,42,000 | 0 | 0 |
| 4 per cent. Bombay Port Trust Bonds... | 6,03,000 | 0 | 0 | 6,03,000 | 0 | 0 |
| 4 per cent. Bombay City Improvement Trust Bonds | 31,00,000 | 0 | 0 | 30,97,201 | 9 | 0 |
| 4 per cent. Bombay City Improvement Trust Sterling Bonds £25,000... | 3,75,000 | 0 | 0 | 3,75,000 | 0 | 0 |
| 4 per cent. Government Conversion Loan of 1916-17 | 24,00,000 | 0 | 0 | 24,00,000 | 0 | 0 |
| 4 per cent. Terminable Loans 1915-16. | 52,900 | 0 | 0 | 52,900 | 0 | 0 |
| 5½ per cent. Government Paper Indian War Bonds of 1922 | 5,60,575 | 0 | 0 | 5,60,575 | 0 | 0 |
| 5 per cent. War Loan of 1929-47 | 24,400 | 0 | 0 | 24,400 | 0 | 0 |
| 5½ per cent. Government Paper War Bonds 1923 | 4,44,100 | 0 | 0 | 4,44,100 | 0 | 0 |
| 5½ per cent. Government Paper War Bonds 1925 | 7,50,000 | 0 | 0 | 7,50,000 | 0 | 0 |
| 6 per cent. 5 years' Bonds 1926 | 14,11,600 | 0 | 0 | 14,11,600 | 0 | 0 |
| Total Rs. | 2,50,02,075 | 0 | 0 | 2,49,99,276 | 9 | 0 |
| Amount in Current Accounts with the Imperial Bank of India | | | | 564 | 3 | 7 |
| Grand Total | 2,50,02,075 | 0 | 0 | 2,49,99,840 | 12 | 7 |

14. The safety receipts, given by the Imperial Bank of India for the above Securities in its custody, were examined and found to be in order, and the cash balances on account of the said Sinking Funds, as shown in the Bank's Pass Books, were also verified and found correct.

15. *Advances.*—The balance outstanding on the 31st March 1922 under the head "Advances," "Personal Account of Municipal Officers", was Rs. 2,37,454-6-8 against Rs. 1,07,318-14-4 on the same date last year. The former sum includes Rs. 18,040 on account of permanent advances to Municipal Officers and the remaining sum of Rs. 2,19,414-6-8 stands debited to "Advances", pending adjustment in the accounts. The major portion of this latter sum, not being covered by proper Budget grants, is debited to this head, pending their adjustment during the following year. This procedure is irregular and not in strict accordance with the provisions of the Municipal Act.

16. The balance on the 31st March 1922, under the heads, noted below, compare with those on the same date of the preceding year as under:—

| | 1920-21. | | 1921-22. | |
|---------------------------|-----------------|------------|-----------------|------------|
| | Rs. | a. p. | Rs. | a. p. |
| Departmental works | 1,67,620 | 9 9 | 2,85,943 | 10 5 |
| Private works | 1,69,402 | 3 4 | 3,22,212 | 13 8 |
| Workshops | 2,24,858 | 9 5 | 2,72,344 | 11 8 |
| Total | 5,61,881 | 6 6 | 9,00,501 | 3 9 |

17. The balance on the 31st March 1922, under the head "Personal Account of Municipal Contractors" for supplies and services rendered to them and for recoveries due from the defaulting contractors, was Rs. 2,360-12-0 against Rs. 15,332-7-0 at the close of the year 1920-21.

18. The balance under "Miscellaneous Advances" on the 31st March 1922 was Rs. 6,74,643-5-1, as shown below, against Rs. 8,14,680-5-1 on the same date last year:—

| | Rs. | a. | p. |
|---|-----------------|----------|----------|
| Miscellaneous Advances | 2,05,854 | 3 | 2 |
| Printing and Stamping, Building and Repair Certificate Forms | 115 | 9 | 1 |
| Works Establishment, &c. | 2,01,451 | 12 | 5 |
| London Stores | 2,25,104 | 15 | 5 |
| War-Measures—Rent Relief | 3,340 | 13 | 11 |
| Do. Relief to poor—Municipal Grain Shops | Cr. 2,290 | 4 | 0 |
| Extraordinary Allowances | 5,884 | 13 | 9 |
| Chief Auditor and Accountant, B. B. & C. I. Ry. | 239 | 0 | 0 |
| Do. do. G. I. P. Ry. | 56,008 | 12 | 0 |
| Loan Work Establishment | Cr. 17,869 | 15 | 8 |
| Purchase of Petrol | Cr. 3,196 | 7 | 0 |
| Total | 6,74,643 | 5 | 1 |

19. *Plague Charges.*—Rs. 1,16,888 were expended on account of Plague Charges out of the current revenue during the year 1921-22. The amount expended on this account in the preceding year was Rs. 1,24,591. The total expenditure from the commencement of the Plague, *i.e.*, from the year 1896-97 to the 31st March 1922 amounted to Rs. 88,45,946.

INVESTED BALANCES.

20. *Surplus Revenue Funds.*—The Surplus Fund investments on the 31st March 1922 were Rs. 30,33,260-1-8 as per the following details against Rs. 51,27,655-2-3 on the same date last year:—

| | Rs. | a. | p. |
|---|-----------|----|----|
| (a) In Government, &c., Paper with the Imperial Bank of India (Face value Rs. 26,94,600) | 23,63,684 | 4 | 0 |
| Carried forward | 23,63,684 | 4 | 0 |

| | | | | Rs. | a. | p. |
|--|-----|-----|-----|-----------|----|----|
| Brought over ... | | | | 23,63,684 | 4 | 0 |
| (b) In Current Account with the following Banks:— | | | | | | |
| The Imperial Bank of India | ... | ... | .. | 100 | 0 | 0 |
| The Hongkong and Shanghai Banking Corporation | ... | ... | ... | 807 | 9 | 0 |
| The Comptoir National D'Escompte de Paris | ... | ... | ... | 1,731 | 8 | 0 |
| The Chartered Bank of India, Australia and China | ... | ... | ... | 1,326 | 15 | 4 |
| The National Bank of India, Limited | ... | ... | ... | 154 | 6 | 0 |
| The Yokohama Specie Bank, Limited | ... | ... | ... | 738 | 13 | 2 |
| The Mercantile Bank of India, Limited | ... | ... | ... | 707 | 12 | 9 |
| The Bank of India, Limited | ... | ... | ... | 2,643 | 0 | 3 |
| The Eastern Bank, Limited | ... | ... | ... | 2,321 | 15 | 6 |
| The Tata Industrial Bank, Limited | ... | ... | ... | 62,625 | 6 | 2 |
| The Central Bank of India, Limited | ... | ... | ... | 96,418 | 7 | 6 |
| Total Rs. ... | | | | 1,69,575 | 13 | 8 |
| (e) In Fixed Deposits with the following Banks:— | | | | | | |
| The Central Bank of India, Limited | ... | ... | ... | 4,00,000 | 0 | 0 |
| The Tata Industrial Bank, Limited | ... | ... | ... | 1,00,000 | 0 | 0 |
| Total Rs. ... | | | | 5,00,000 | 0 | 0 |
| Grand Total Rs. ... | | | | 30,33,260 | 1 | 8 |

21. *Surplus Loan Funds.*—The balance of the invested amount of the several Loan Funds on the 31st March 1922 was Rs. 87,89,473-3-8, as per the following details against Rs. 57,85,026-1-11 on the same date last year:—

| | | | | Rs. | a. | p. |
|---|-----|-----|-----|-----------|----|----|
| (a) In Securities with the Imperial Bank of India (face value Rs. 54,98,000) ... | | | | | | |
| | | | | 55,14,855 | 0 | 0 |
| (b) In Current Account with the following Banks:— | | | | | | |
| The Hongkong and Shanghai Banking Corporation | ... | ... | ... | 102 | 2 | 4 |
| The Chartered Bank of India, Australia and China | ... | ... | ... | 328 | 8 | 8 |
| The Yokohama Specie Bank, Limited | ... | .. | ... | 76 | 7 | 10 |
| The Mercantile Bank of India, Limited | ... | ... | ... | 271 | 2 | 3 |
| The Bank of India, Limited | ... | ... | ... | 968 | 5 | 9 |
| The Eastern Bank, Limited | ... | ... | ... | 1,596 | 14 | 6 |
| The Central Bank of India, Limited | ... | ... | ... | 1,520 | 0 | 6 |
| The Tata Industrial Bank, Limited | ... | ... | ... | 4,476 | 8 | 5 |
| The Comptoir National D'Escompte de Paris | ... | ... | ... | 127 | 7 | 0 |
| The Imperial Bank of India | ... | ... | ... | 100 | 0 | 0 |
| Total Rs. ... | | | | 9,567 | 9 | 3 |
| (c) Investments Sterling Exchange Account... .. | | | | | | |
| | | | | 6,15,050 | 10 | 5 |
| (d) In Fixed Deposits with the following Banks:— | | | | | | |
| The Bank of India, Limited | ... | ... | ... | 6,50,000 | 0 | 0 |
| The Central Bank of India, Limited | ... | .. | ... | 11,00,000 | 0 | 0 |
| The Tata Industrial Bank, Limited | ... | ... | ... | 9,00,000 | 0 | 0 |
| Total Rs. ... | | | | 26,50,000 | 0 | 0 |
| Grand Total Rs. ... | | | | 87,89,473 | 3 | 8 |

22. *Mahim Development Scheme Fund.*—The balance of this fund on the 31st March 1922 amounted to Rs. 22,67,634-15-1 against Rs. 16,47,018-2-4 on the same date last year:—

| | Face value. | | | Actual value. | | |
|--------------------------------------|-------------|----|----|---------------|----|----|
| | Rs. | a. | p. | Rs. | a. | p. |
| 6½ per cent. Bombay Development Loan | 10,58,500 | 0 | 0 | 10,58,500 | 0 | 0 |
| Cash with the Imperial Bank of India | | | | 134 | 8 | 11 |
| Cash in the Municipal Treasury | ... | | | 12,09,000 | 6 | 2 |
| Total Rs. ... | | | | 22,67,634 | 15 | 1 |

23. *Reserve Funds.*—The balances of the several Reserve Funds, detailed below, amounted to Rs. 38,47,316-7-1 on the 31st March 1922 (Rs. 38,04,041-3-0 in securities of the nominal value of Rs. 41,19,800 as shown below, and Rs. 43,275-4-1 in cash).

| | Nominal value. | Actual value. | | Cash in the current account with the Imperial Bank of India and in General Fund and Tata Bank. | |
|---|------------------|----------------------|------------|--|------------|
| | Rs. | Rs. | a. p. | Rs. | a. p. |
| Municipal Fire and Accident Insurance Fund | 3,67,400 | 3,37,744 | 2 0 | 252 | 14 10 |
| Less—Cash due to General Fund .. | | | | —3,140 | 4 4 |
| Worn-out Water Mains Renewal Fund.. | 7,51,000 | 7,11,291 | 7 0 | 185 | 3 2 |
| Municipal Land and Building Fund... | 19,05,300 | 19,13,769 | 0 0 | 147 | 14 3 |
| Less—Cash due by the Tata Bank ... | | | | +45,373 | 5 5 |
| Net Premia Fund | 10,96,100 | 8,41,236 | 10 0 | 456 | 2 9 |
| Total Rs. ... | 41,19,800 | 38,04,041 | 3 0 | 43,275 | 4 1 |
| | | 38,47,316 7 1 | | | |

24. The safety receipts given by the Imperial Bank of India for the above securities in its custody, were examined and found to be in order, and the fixed deposit receipts of the several Banks were also examined and found to be in order. The cash balances in Current Accounts with the several Banks have been compared with the Pass Books and found correct.

25. The safety receipts for Government and other securities aggregating Rs. 28,58,200, received from the Municipal employes and contractors and those belonging to the several memorial funds and lodged with the Imperial Bank of India were examined and found to be in order. The securities other than Government Paper, furnished by the Municipal employes, were also examined with the registers maintained in the office of the Chief Accountant.

26. For the scrutiny of the outstanding Bills of Rates and Taxes for the year 1921-22, a reference is requested to the Auditors' letter, dated the 20th June 1922, and to the appendices attached to that letter, from which it will be seen that the number of outstanding bills on the 31st March 1922 was 5,800 of the total value of Rs. 6,61,374-14-10 against 4,407 of the total value of Rs. 4,59,138-6-4 on the 31st March 1921.

27. The balance of stock in hand on the 31st March 1922, as per the books of the Chief Accountant, compared with that of the previous year, was as follows:—

| Department. | 1920-21. | | 1921-22. | |
|--|------------------|-------------|------------------|-------------|
| | Rs. | a. p. | Rs. | a. p. |
| Executive Engineer's Department for Kerosine Oil ... | 141 | 0 0 | 355 | 1 0 |
| Do. do. do. for Bituminous Construction of Road ... | ... | ... | 1,19,304 | 2 0 |
| Stores in charge of Mechanical Engineer ... | ... | ... | 15,495 | 0 0 |
| Do. do. Drainage Engineer ... | ... | ... | 6,876 | 12 2 |
| Total ... | 141 | 0 0 | 1,42,030 | 15 2 |
| <i>General Stores Department.</i> | | | | |
| General Stores ... | 7,68,161 | 8 5 | 11,76,349 | 6 9 |
| Surplus and Obsolete Stores ... | 2,138 | 2 5 | 1,992 | 4 5 |
| Line Suspense Account ... | 1,00,865 | 11 4 | 95,625 | 0 5 |
| Total Rs. ... | 8,71,164 | 6 2 | 12,73,966 | 11 7 |
| Stores (Sales) ... | 1,61,894 | 12 9 | 24,394 | 12 6 |
| Water Works Imprest ... | 6,376 | 6 6 | 7,802 | 10 5 |
| Stock Adjustment Account ... | —7,321 | 10 3 | —11,116 | 13 8 |
| Total Rs. ... | 1,60,449 | 9 0 | 21,080 | 9 3 |
| Grand Total Rs. ... | 10,31,695 | 15 2 | 14,37,078 | 4 0 |

28. In accordance with the instructions contained in para. XXIX of the Stores and Stores Audit Manual, a Balance Sheet of the General Stores Department has been prepared in the form, prescribed in Appendix "O" of the Manual, wherein two sets of figures have been given, one set from the books of the Chief Accountant and the other from the Balance Sheet of the Storekeeper. The difference in the balance, as shown in the two sets of figures, has been explained by a footnote in the statement annexed hereto.

H. S. KATRAK,
BHUKHANDAS B. DESAI,
Municipal Auditors.

BOMBAY, 4th October 1922.

Statement of Stores Transactions for the year ending 31st March 1922.
(Appendix ● of the Stores and Stores Audit Manual.)

| General Stores Department. | Figures as per books of the Chief Accountant. | | | | | Figures as per Balance Sheet of the Storekeeper. | | | | |
|---------------------------------|---|--------------------------|----------------|------------------------|-----------------------------|--|--------------------------|-----------------|------------------------|-----------------------------|
| | Balance on 31st March 1921. | Receipts during 1921-22. | Total. | Issues during 1921-22. | Balance on 31st March 1922. | Balance on 31st March 1921. | Receipts during 1921-22. | Total. | Issues during 1921-22. | Balance on 31st March 1922. |
| | Rs. a. p. | Rs. a. p. | Rs. a. p. | Rs. a. p. | Rs. a. p. | Rs. a. p. | Rs. a. p. | Rs. a. p. | Rs. a. p. | Rs. a. p. |
| General Stores ... | 7,68,161 8 5 | 21,41,985 8 7 | 29,10,147 1 0 | 17,33,797 10 3 | 11,76,349 6 9 | 6,59,311 7 3 | 21,52,435 3 8 | 28,11,746 10 11 | 18,45,920 8 0 | 9,65,826 2 11 |
| Surplus and Obsolete Stores ... | 2,138 2 5 | | 2,138 2 5 | 145 14 0 | 1,992 4 5 | 2,138 2 5 | | 2,138 2 5 | 145 14 0 | 1,992 4 5 |
| Line Suspense Account ... | 1,00,805 11 4 | | 1,00,805 11 4 | 5,180 10 11 | 95,625 0 5 | 1,00,805 11 4 | | 1,00,805 11 4 | 5,180 10 11 | 95,625 0 5 |
| Total Rs. ... | 8,71,105 6 2 | 21,41,985 8 7 | 30,13,090 14 9 | 17,39,124 8 2 | 12,73,966 11 7 | 7,62,255 5 0 | 21,52,435 8 8 | 29,14,690 8 8 | 18,51,247 0 11 | 10,63,448 7 9 |
| | | | | | | | | | Difference ... | * 2,10,523 8 10 |
| | | | | | | | | | | 12,73,966 11 7 |

* The difference of Rs. 2,10,523-8-10 between the balances on 31st March 1922, as shown above, has been arrived at as under:—

Rs. + 2,10,523-3-11 is due to non-adjustment in the books of the Chief Accountant, of the value of stores issued to different departments, which will be adjusted in the next year's account.
 .. - 0-0-1 on account of one pie less shown in the Account Current for February 1922 by the Storekeeper.

Rs. + 2,10,523-3-10

BOMBAY, 4th October 1922.

H. S. KATRAK,
BHUKHANDAS B. DESAI,
Municipal Auditors.

List of charges sanctioned during the year 1921-22 by the Municipal Commissioner and paid out of his Discretionary Contingent Grant :—

| Serial No. | Sanctioning Authority. | Particulars. | Amount. | Remarks. |
|------------|---|---|-----------|---|
| | | | Rs. a. p. | |
| 1 | Municipal Commissioner's No. S/E B-10 of 2nd June 1921. | Salary of a clerk in Municipal Store-keeper's Office at Rs. 40 + 10 per month for nine months. | 450 0 0 | |
| 2 | Standing Committee Resolution No. 10774, dated 8th February 1921. | Compensation paid to Bai Ilabai Ramjibai, the mother of a boy who was killed by being run over by a Municipal Motor Lorry at DeLisle Road. | 200 0 0 | |
| 3 | Standing Committee Resolution No. 362-D, dated 4th November 1920. | Advertisement offering a reward to persons giving informations as to the alleged charges of bribery against Municipal Employees of Fire Brigade Department. | 34 12 9 | |
| 4 | Deputy Municipal Commissioner's No. 119A of 18th March 1921. | Advertisement in connection with the recovery of additional General Tax from Houseowners of E Ward to compensate the loss sustained by Mr. Dada Haji Isak during the riots of 1919. | 9 0 0 | |
| 5 | Municipal Commissioner's No. dated 2nd May 1921. | Reward to Narayan Pandurang for efficient service in connection with Test Audit Work. | 48 0 0 | |
| 6 | Municipal Commissioner's No. E. M. 16C of 12th May 1921. | Reward to the Survivors and compassionate allowances to the heirs of the persons, killed at Love Grove by an accident. | | |
| | | Rs. | | |
| | | Bai Khatijabai and others ... | 1,000 | |
| | | Bai Toolsibai | 250 | |
| | | Bai Luxmibai | 250 | |
| | | Jija Pandoo | 100 | |
| | | Mr. E. R. Sukhia (Reward) ... | *345 | |
| | | Bai Changobai, widow of H. Girjoo | 100 | |
| | | Tai Sadoo... .. | 100 | |
| | | Raghoo Dhondoo | 100 | |
| | | 1,900 | 1,900 0 0 | |
| 7 | Municipal Commissioner's No. A. E. 13, dated 20th May 1921. | Compensation to Messrs. N. B. Desai and P. L. Bhawe for loss sustained by them while disbursing payment to staff. | 9 8 6 | |
| 8 | Corporation Resolution No. 556, dated 14th April 1921. | Additional gratuity to Raghoo Rama, a lineman of the Water Works Department, for his long and faithful service. | 81 0 0 | |
| 9 | Municipal Commissioner's No. H. O. 274, dated 28th May 1921. | Payment of funeral and other expenses to Shauker Ganoo, brother of deceased, Disinfecting Cooly Dhondoo Ganoo. | 30 0 0 | |
| 10 | Municipal Commissioner's No. E. W./C75, dated 21st June 1921. | Reward to Road watering Cooly Sonoo Bala for tracing the theft of a Cast Iron box and its lid. | 10 0 0 | |
| 11 | Do. | Reward to Road Department Cooly Sambhoo Antoo for tracing the theft of a Stop tap top from a public fountain at Argyle Road. | 10 0 0 | |
| 12 | Municipal Commissioner's No. E. G. 133, dated 16th August 1921. | Payment of a bill of Mr. Kundlic Akoji for painting Parel Maternity Home, pending adjustment against the grant applied for in statement D, sanctioned by the Corporation. | 942 3 6 | Credited when the statement D was sanctioned and the grant was available. |
| 13 | Municipal Commissioner's No. H. 81, dated 31st August 1921. | Paid to Bombay Bacteriological Laboratory for a training course on rat destruction given to eleven Supervisors and Assistant Supervisors at Rs. 15 each. | 165 0 0 | |
| 14 | Municipal Commissioner's No. E. 11 D., dated 29th September 1921. | Payment of funeral charges of the Late Fireman Bhann Narayan. | 25 0 0 | |
| 15 | Municipal Commissioner's No. E. 924, dated 24th October 1921. | Funeral charges of the Late Fireman Husendin Sadrudin. | 25 0 0 | |
| 16 | Municipal Commissioner's No. dated 9th November 1921. | Paid to Municipal Commissioner as per his letter of 9th November 1921. | 350 0 0 | |
| 17 | Do. | Expenditure incurred for providing accommodation at the Municipal Head Office for the Corporators and the Municipal staff for witnessing the Royal procession— | | |
| | EG. | Rs. a. p. | | |
| | No. 25A, dated 27th October 1921. | Executive Engineer ... | 111 14 0 | |
| | | Mr. Haji Nensee Nathoo... | 150 0 0 | |
| | | Bharat Seva Office... | 54 0 0 | |
| | A.E. | Rs. 315 14 0 | 315 14 0 | Refunded by E. G. on 14th December 1921. |
| | No. 102, dated 15th November 1921. | | | +Rs. 125-0-0 *Cr. 18-2-0 |
| | | 111-14-0 | | |
| | | Carried forward .. | 3,658 3 3 | |

Refunded by E. G. on 14th December 1921.

| Serial No. | Sanctioning Authority. | Particulars. | Amount. | Remarks. |
|------------|---|---|------------|----------|
| | | | Rs. a. p. | |
| | | Brought over ... | 3,658 3 3 | |
| 18 | Municipal Commissioner's No. E. G. 516A, dated 22nd January 1921. | Making and fixing three Notice Boards on the Mahim Foreshore, informing people of the danger of bathing in that place. | 142 9 0 | |
| 19 | A. C. No. 514, dated 29th July 1921. | Stamp charges for security bond to be executed by Mr. Shamrao Tukaram, a Ward Clerk of the Assessment and Collection Department on special duty. | 5 0 0 | |
| 20 | E. R. No. 497, dated 20th January 1921. | Providing a separate meter in the quarters of the Babula Tank Chowkey of the Drainage Department. | 18 12 6 | |
| 21 | Municipal Commissioner's No. 893, dated 24th November 1921. | Providing refreshment to Municipal Motor Drivers kept on duty during the riots. | 5 0 0 | |
| 22 | Corporation Resolution No. 45-89, dated 22nd August 1921. | Examination fees for Inspectors, Supervisors, &c., of the Health Department for appearing in the Sanitary Surveyors Examination. | 550 0 0 | |
| 23 | E. G. No. 146 of 3rd March 1921. | Removing the public Telephone Connection from the Telephone Room and fixing it in the Gallery in a separate compartment. | 40 0 0 | |
| 24 | Municipal Commissioner's No. 1168D, dated 15th December 1921. | Supplying food and light refreshments to the armed police and the military who escorted the Fire Brigade staff during the riots of November 1921. | 36 8 9 | |
| 25 | E. M. No. 779, dated 25th November 1921. | Expenses incurred by the Mechanical Engineer for refreshment to the Drivers of Municipal Motor Lorries whose services were lent to the Commissioner of Police during the riots. | 24 0 0 | |
| 26 | G. M. No. 746, dated 22nd March 1921. | Honoraria to Mr. G. Mills for giving demonstration in Cutting Mutton and Beef. | 100 0 0 | |
| 27 | EG. No. 293, dated 17th January 1921. | For shifting W. I. Fence on Municipal Land, occupied by the Lethal Chambers and the Gate-mans' quarters at Clerk Road Level Crossing. | 23 2 0 | |
| 28 | EG. No. 1469D, dated 30th March 1921. | Providing a Telephone Room in the corridor near Municipal Commissioner's Office. | 139 15 0 | |
| 29 | EG. No. 1619, dated 9th February 1921. | Providing Telephone connection near the Council Hall in the Municipal Office Buildings. | 139 9 0 | |
| 30 | EG. No. 452, dated 17th February 1922. | Payment made to the Bombay Improvement Trust being moiety of compensation for damage done to the property of Messrs. Karamali Ebrahim and others at Sandhurst Road Estate. | 34 8 0 | |
| 31 | EM. No. 3910, dated 21st February 1922. | Payment made to Mr. Sahebjada, Labour Contractor, for supplying Pathans to Guard the Municipal Workshops during the strike of the Workshop staff. | 50 6 0 | |
| 32 | EG. No. 2786, dated 29th January 1922. | Charges for supply of Labour Carts in connection with the erection of temporary urinals in the Peoples Fair at Esplanade Maidan. | 72 8 0 | |
| 33 | EG. No. 53/C, dated 15th March 1922. | Payment of subscription of the Hindi Punch as there was no balance available in the Grant for that purpose. | 18 0 0 | |
| 34 | Municipal Commissioner's No. E. G. 2786, dated 28th January 1922. | Charges for labour employed on the work of constructing temporary urinals in the Peoples Fair. | 214 9 0 | |
| | | Total Rs. -- | 5,271 10 0 | |

H. S. KATRAK,
BHUKHANDAS B. DESAI,

BOMBAY, 4th October 1922.

Municipal Auditors

PART II.

CONTENTS.

| | PAGE. |
|--|-------|
| A—Vital Statistics— | |
| AREA AND POPULATION | 1 |
| REVIEW OF THE YEAR 1921 | 1 |
| BIRTHS AND BIRTH-RATE | 2 |
| DEATHS AND DEATH-RATE | 4 |
| DEATHS BY SEX AND AGE | 4 |
| CAUSES OF DEATHS | 5 |
| MORTALITY BY RACES | 6 |
| " " MONTHS | 7 |
| " " SECTIONS | 8 |
| " " OCCUPATIONS | 8 |
| INFANT MORTALITY... .. | 8 |
| MUNICIPAL NURSES... .. | 14 |
| MATERNITY HOMES | 15 |
| WELFARE CENTRES | 16 |
| METEOROLOGY OF 1921 | 16 |
| B—Epidemic and other Diseases— | |
| NOTIFICATION OF INFECTIOUS DISEASES | 19 |
| PLAGUE | 19 |
| SMALL-POX | 21 |
| VACCINATION | 21 |
| CHOLERA | 21 |
| INFLUENZA | 21 |
| TUBERC. LOSIS | 22 |
| MALARIA, ANTIMALARIAL MEASURES | 23 |
| VENEREAL DISEASES | 29 |
| DISINFECTION | 30 |
| MEDICAL RELIEF | 31 |
| C—Public Health Administration— | |
| DIVISIONS OF THE CITY AND DISTRIBUTION OF THE STAFF | 31 |
| CONSERVANCY | 32 |
| DESTRUCTION OF DOGS | 33 |
| UNWHOLESOME FOOD | 33 |
| NOTICES UNDER MUNICIPAL ACT AND PROSECUTIONS | 33 |
| SANITARY STATE OF THE CITY | 34 |
| WORK OF THE DEPARTMENT | 36 |

D—Appendix—

| | PAGE |
|---|------|
| REPORT OF THE MEDICAL SUPERINTENDENT, ARTHUR ROAD HOSPITAL | 39 |
| REPORT OF THE MEDICAL SUPERINTENDENT, MARATHA PLAGUE HOSPITAL | 45 |
| REPORT OF THE MUNICIPAL ANALYST | 49 |
| REPORT OF THE SUPERINTENDENT OF VACCINATION | 57 |
| TABLES— | |
| 1. Population by Sections and Races | 61 |
| 2. Area, Population, Births and Birth-rates by Sections | 62 |
| 3. Births by Race and Month | 63 |
| 4. Notifications of Infectious Diseases by Sections | 64 |
| 5. Deaths and Death-rates by Sections and Months | 65 |
| 6. „ by Sections and Age-periods | 66 |
| 7. „ „ Race and Age | 67 |
| 8. „ „ certain Causes | 68 |
| 9. Deaths and Death-rates from Cholera by Sections and Months... .. | 69 |
| 10. „ „ „ Small-pox „ „ | 70 |
| 11. „ „ „ Measles „ „ | 71 |
| 12. „ „ „ Plague „ „ | 72 |
| 13. „ „ „ Malaria, Ague and Remittent Fevers by Sections and Months... .. | 73 |
| 14. „ „ „ Enteric „ „ | 74 |
| 15. „ „ „ Fever not defined „ „ | 75 |
| 16. „ „ „ Diarrhœa, Enteritis and Dysentery by Sec- tions and Months... .. | 76 |
| 17. „ „ „ Tuberculosis by Sections and Months | 77 |
| 18. „ „ „ Respiratory Diseases by Sections and Months | 78 |
| 19. „ „ „ Injuries by Sections and Months... .. | 79 |
| 20. Deaths by Causes and Sections | 80 |
| 21. Deaths and Death-rates from Principal Causes, 1911-21 | 82 |
| 22. Specific Causes of Death by Month... .. | 83 |
| 23. Deaths among Infants by Causes and Months | 89 |
| 24. „ by Causes and Races | 90 |
| 25. Death-rates by Causes and Races | 92 |
| 26. Deaths in Hospitals | 93 |
| 27. Deaths by Causes and Ages... .. | 94 |
| 28. Deaths by Causes and Occupation | 98 |
| 29. Cases treated at Municipal Dispensaries | 102 |
| 30. Vaccination Operations performed by Sections | 104 |
| 31. „ „ „ „ Months | 105 |
| 32. „ of Infants and Births registered | 106 |
| 33. Meteorological Data | 107 |
| DIAGRAMS— | |
| ‘ A ’ Annual Death-rate, 1872-1921 | 4 |
| ‘ B ’ Death-rate from Principal Causes, 1921 | 6 |
| ‘ C ’ „ „ „ Diseases, 1899-1921 | 20 |
| ‘ D ’ Population, Births and Infant Mortality by the Number of rooms occupied, 1921 | 12 |

FACING
PAGE.

SUMMARY OF STATISTICS

for the year 1921.

| | | | | |
|--|-----|-----|-----|------------------|
| Population by the Census of 1921 | ... | ... | ... | 11,75,914 |
| Area of Bombay City and Island | ... | ... | ... | 23·54 Sq. Miles. |
| Average density per acre | ... | ... | ... | 78 |
| Number of live births registered | ... | ... | ... | 19,125 |
| Birth-rate per 1,000 living | ... | ... | ... | 16·26 |
| Number of deaths | ... | ... | ... | 53,609 |
| Death-rate per 1,000 living | ... | ... | ... | 45·58 |
| Number of deaths among infants (under 1 year) | ... | ... | ... | 12,751 |
| Infant deaths per 1,000 births | ... | ... | ... | 666·7 |
| Plague—number of deaths from | ... | ... | ... | 811 |
| „ Death-rate | ... | ... | ... | 0·68 |
| Small-pox—number of deaths from | ... | ... | ... | 406 |
| „ Death-rate | ... | ... | ... | 0·34 |
| Cholera—number of deaths from | ... | ... | ... | 70 |
| „ Death-rate | ... | ... | ... | 0·05 |
| Influenza—number of deaths from | ... | ... | ... | 1,389 |
| „ Death-rate | ... | ... | ... | 1·18 |
| Tuberculosis—number of deaths from | ... | ... | ... | 1,614 |
| „ Death-rate | ... | ... | ... | 1·37 |

VITAL STATISTICS.

PUBLIC HEALTH.

Annual Report of the EXECUTIVE HEALTH OFFICER for 1921.

I have the honour to present my Annual Report on the sanitary state of the City of Bombay during the year 1921 and the action taken for the prevention of disease.

Area and Population.—The present area of the City and Island is 23·54 square miles ; the population of the City at the Census of 1921 numbered 11,75,914 as shown below by Wards, and on this population the calculations of birth-rates and death-rates have been based in this Report :—

| Ward. | Population by Census of | | More or less. |
|--|-------------------------|-----------|---------------|
| | 1911 | 1921 | |
| A | 67,859 | 74,440 | + 6,581 |
| B | 1,60,530 | 1,29,575 | — 30,955 |
| C | 1,53,228 | 1,98,384 | + 45,156 |
| D | 84,753 | 1,46,029 | + 61,276 |
| E | 2,52,772 | 2,76,149 | + 23,377 |
| F | 95,221 | 1,45,285 | + 50,064 |
| G | 1,20,103 | 1,67,920 | + 47,817 |
| Harbour, Docks, Railways and Un- known. | 44,979 | 38,132 | — 6,847 |
| Total | 9,79,445 | 11,75,914 | + 1,96,469 |

It will be seen from the above table that the population has thus increased by 20 per cent. and the average density per acre is 78 as against 67 in 1911.

VITAL STATISTICS.

Review of the year.—The year under report began with the out-break of Influenza which was conspicuous during the first four months of the year. Plague and Small-pox assumed epidemic proportions from the latter half of March until the end of May.

The total deaths for the year numbered 53,609 against 45,839 in 1920 and 68,610 in 1919. The death-rate for the year was 46 per 1,000 persons living as against 47 and 70 in 1920 and 1919 respectively. The figure 53,609 includes 2,135 deaths among persons newly arrived in and not belonging to the City.

Plague caused 811 deaths during the year against 282 in 1920 and 702 in 1919, the lowest annual numbers of deaths from Plague since the first appearance of the disease in the City being 599 in 1915, 702 in 1919 and 282 in 1920.

The number of deaths from Small-pox in 1921 was 406, being 112 more than in 1920 but 374 less than in 1919.

The number of deaths attributed to Cholera was 70 against 119 in the antecedent year and 2,092 the mean of the preceding five years (1916-1920).

The out-break of Influenza commenced in January and followed on a recrudescence of the disease in the latter months of the previous year. The death-rate from Influenza continued to rise until the end of April and although in May and the following months the mortality gradually declined, the disease was present until the end of the year. The deaths from Influenza and diseases of the Respiratory System to which deaths from Influenza are frequently attributed numbered respectively 1,389 and 21,982 during the year against 1,605 and 18,737 in 1920 and 1,942 and 24,055 in 1919.

The live births registered during the year numbered 19,125 against 19,731 in 1920; the birth-rate per 1,000 of persons living was 16·26 as against 20·14 in 1920.

The infant mortality 12,751 was 1,855 more than in 1920; the rate of infant mortality per 1,000 of births registered was 667 as against 552 in 1920.

Compared with the decennial averages (1911-1920) the total number of deaths shows an increase of 13,804, the principal increases in the mortality being 9,023 under diseases of the Respiratory System; 636 under Influenza; 1,626 under the group of Malaria, Ague and Remittent Fever and 1,561 under Diarrhœa, Enteritis and Dysentery. On the other hand decreases were registered under Plague (958), Cholera (1,203), Small-pox (157), Tuberculosis (625) and Measles (113). The number of live births registered in 1921 was 1,603 less and the number of infant deaths 3,423 more than the mean of the decennium (Table No. 21).

BIRTHS AND BIRTH RATE.

During the year under report 19,125 births exclusive of 2,082 still-births were registered, being 606 less than in 1920 and 1,603 less than the mean of 1911-1920.

The birth-rate per 1,000 of population by the Census of 1921 was 16·26.

Of the total number of births registered (19,125) 9,979 were males and 9,146 females; the male births were, therefore, to female births in the proportion of 1,092 to 1,000.

The low recorded birth-rate in Bombay is due to the fact that a large number of children born of Bombay mothers are never registered at all or are registered elsewhere. Many mothers go to their homes beyond the City for their confinement and although they return in a few weeks with their infants to Bombay, the births of such infants are not and cannot be entered in the City Registers.

In other cases failure to register is either due to the ignorance and apathy of illiterate parents or to deliberate concealment prompted by vague suspicions as to the effects which will follow or by the deliberate intention of avoiding vaccination.

During the year under report, 4,990 unregistered children under one year of age were primarily vaccinated in Bombay; others of the same class no doubt escaped vaccination either by death or by evasion or postponement of the operation. It will be seen from Table 32 appended to the Report, that 76·24 per cent. of the children whose births were registered were vaccinated during the year; it may, therefore, be assumed that 76·24 per cent. at least of the unregistered children also were vaccinated, the balance of 23·76 per cent. having escaped the operation.

The number of births occurring in the City during the year on the above estimate would be as follows:—

| | |
|---|---------------|
| Number of births registered | 19,125 |
| Number of births unregistered (of children primarily vaccinated in Bombay) | 4,990 |
| Number of births unregistered (of children who escaped vaccination) being 23·76 per cent. | 1,555 |
| Total number of births .. | <u>25,670</u> |

giving a birth-rate of 21·83 per 1,000 of population.

The birth-rate stated in terms of total population necessarily varies with the proportion of females of conceptive ages in the population. In the case of a City like Bombay where the sex constitution of the population is abnormal with a proportion of one female only to every two males, the birth-rate calculated on the total population of both sexes is accordingly not comparable with rates calculated on populations in which the number of females is equal to or greater than the number of males. The number of possible mothers (women aged 15-45) in the City as revealed by the Census of 1921 was 2,49,287 against 2,08,516 in 1911 and the proportion per cent. of such women in the total population was 21 in 1921 as against 22 in 1911 and in 1901.

The following tabular statement shows the effect of calculating the birth-rates for England and Wales in 1919 and for Bombay in 1921, on A, the total population and B, the female population in the age-period 15-45 years :—

| | | Bombay 1921. | England and Wales. 1919. |
|---|-------|-----------------|--------------------------------|
| A.—Birth Rate per 1,000 of the total population | | 16·3 | 18·5 |
| B.—Birth Rate per 1,000 Females aged 15-45 | | 76·7 | 72·0 |

The figures show that whereas the greater fertility of women in Bombay has produced a rate of 76 as compared with a rate of 72 in England and Wales, their lack of numbers has resulted in a rate of 16 only as compared with a rate of 18 in England and Wales in the records which represent the number of births per 1,000 of the total population.

Prosecution for Omission to report Births.—No prosecution under Section 446 (1) of the City of Bombay Municipal Act was instituted during the year for failure to notify the occurrence of births to this Department.

The question of prosecution is fraught with difficulty. It is no easy matter to secure a knowledge of the law among illiterate people and further if they were aware that registration is compulsory, many of them on attending the Registration Office would not know either the name of the street or the number of the house in which they lived.

Fifty Birth Registration Karkuns are accordingly employed to make daily house to house visits and to register births as they are brought to their notice. It is possible that a campaign of prosecution might secure better results but in the meantime it should be understood that the present system renders prosecution impracticable. Parents cannot be prosecuted for failure to attend the Registration Office, when they know that it is the duty of the Karkun to accept registration in their own homes and the law will remain a dead letter until it has been laid down and becomes generally known that the Karkuns are forbidden to accept registration and are employed solely for the purpose of securing the infliction of penalties on those who fail to register births at the offices provided for the purpose.

Births by Months.—The following table shows the number of births registered in each month of 1921 and the two preceding years. The noteworthy feature of the table is that the number of births registered is considerably higher from August to January than in the remaining six months of the year.

| Year. | January. | February. | March. | April. | May. | June. | July. | August. | September. | October. | November. | December. | Total. |
|------------|----------|-----------|--------|--------|-------|-------|-------|---------|------------|----------|-----------|-----------|--------|
| 1919 | 1,915 | 1,628 | 1,732 | 1,531 | 1,500 | 1,455 | 1,633 | 1,730 | 1,789 | 1,868 | 1,932 | 1,957 | 20,730 |
| 1920 | 1,712 | 1,507 | 1,446 | 1,418 | 1,463 | 1,372 | 1,543 | 1,750 | 1,796 | 1,956 | 1,934 | 1,834 | 19,731 |
| 1921 | 1,767 | 1,483 | 1,352 | 1,565 | 1,583 | 1,364 | 1,405 | 1,581 | 1,625 | 1,910 | 1,677 | 1,813 | 19,125 |

Birth-rate by Races.—From Table No. 3 appended to this Report it will be seen that among the different communities inhabiting the City, Lingaits (121), Hindus Low caste (27), Parsees (22·93), Jews (28), Indian Christians (19·74) and Anglo Indians (22·43) showed birth-rates higher than the rate for the whole population. The lowest birth-rate, namely 4·10 was recorded for the Jain community as in the preceding year.

The impossible rate of 121 recorded for Lingaits is obviously due to an understatement of the Lingait population in the Census Returns.

Birth-rate by Sections. The Sections for which birth-rates higher than the rate for the whole City were recorded, were Umerkhadi (22), Dongri (22), Mazagon (22), Khara Talao (20), Chowpati (20), Tarwadi (20), Walkeshwar (19), First Nagpada (19), Mahim (19), Worli (18), Dhobi Talao (18), Khetwadi (18), Second Nagpada (18), Kamatipura (17) and Parel (17). The lowest birth-rate (5·77) was recorded for Fort Southern as against 7·58 for Market in 1920, as will be seen from Table No. 2 appended.

It is necessary to bear in mind while considering the birth-rates of the different Sections of the City that these rates cannot be of much value for purposes of comparison owing to the uneven distribution of single and married women of fertile age which accounts in some measure for the remarkable differences in the rates recorded.

Still-Births.—The number of infants certified as still-born was 2,082 as against 1,878 in 1920 and the decennial average 1,764; it was the highest since 1906. Still-births are excluded in this Report from all figures relating to deaths and to births not expressly defined as still-births.

DEATHS AND DEATH RATES.

The total number of deaths registered from all causes during the year was 53,609, being 7,770 more than in 1920 but 15,001 less than in 1919. It was 13,804 more than the average annual mortality of the preceding 10 years (1911-1920). The death-rate per 1,000 of persons living was 46 against 47 in 1920, 70 in 1919, 60 in 1918 and 41 the average death-rate for the decennium. The death-rate (like the birth-rate) is invariably high amongst the poorer classes; and as an unduly large proportion of the population of the City belongs to the most poorly paid sections of society, the general death-rate is raised by that of the unusually large proportion of the very poor. The Census of 1921 showed that 66 per cent. of the population live in one-room tenements.

The annual death-rates during the last half century are indicated in diagram "A" inserted in this section of the Report.

Corrected Death Rate.—The death-rate 46 given above represents the crude death-rate and is calculated on the gross number of deaths registered as having occurred in the City.

Of the 53,609 deaths registered during the year, 2,135 including 11 among the inmates of Military Hospitals, occurred in persons who had resided in the City for less than ten days and who might be regarded as not belonging to the normal population of Bombay.

The following table shows the results of inquiries made by order of the Standing Committee at institutions and hospitals outside Bombay in which the deaths that occur occasionally include deaths in persons normally residing in the City :—

| Town or Village. | Number of Institutions. | Number of deaths of Bombay Residents in 1921. |
|---------------------------------|-------------------------|---|
| Deolali | 1 | 2 |
| Nasik | 2 | 2 |
| Dhumas (Surat) | 1 | * |
| Khandala | 1 | Nil. |
| Poona | 1 | * |
| Kurla | 1 | Nil. |
| Dharampur (Simla Hills) | 1 | 2 |
| Panchgani | 1 | Nil. |
| Karla | 1 | 4 |
| Lonavala | 1 | * |
| Bandra | 1 | 1 |
| | | 11 |

* Replies not received.

The crediting of deaths to the Districts to which they properly belong is not yet sufficiently organised throughout the Presidency to be of any value and the above figures are accordingly submitted without comment.

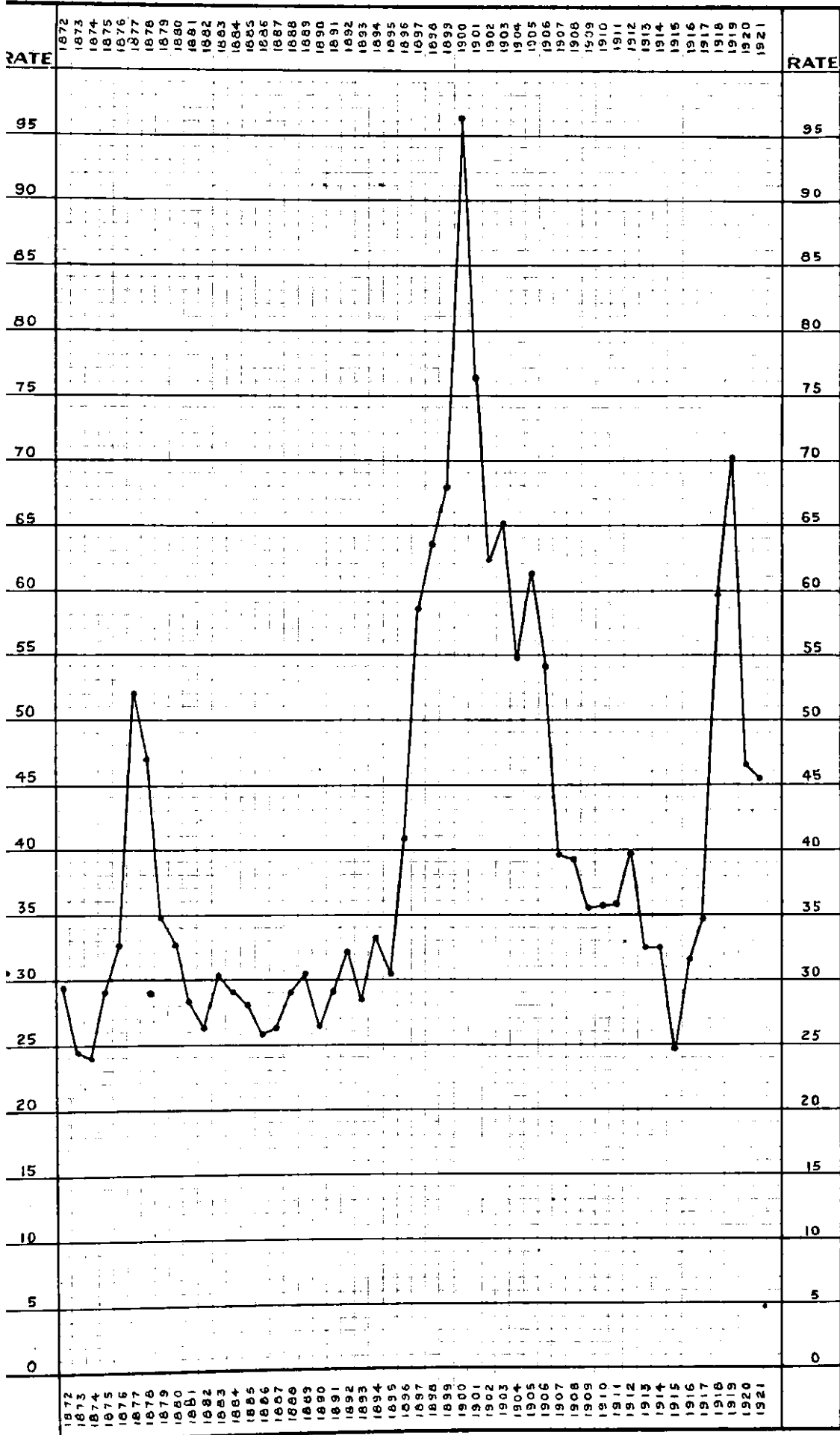
Corrections for the age and sex constitution of the population will be made when the Census figures of 1921 for India and for Bombay have been published. The Census figures for 1911, needless to say, can no longer be accepted as a reliable index of the present distribution of the population by age and sex.

Mortality by Sex and Age.—Of the total number of 53,609 deaths in the year, 30,433 were among males and 23,176 among females; the number of deaths among males was thus in the proportion of 131 to 100 deaths among females. The larger number of deaths among males is due to the preponderance of males who form nearly two-thirds of the population, the actual death-rate being higher among females. Thus the male death-rate was 39 and the female death-rate 57 against rates of 40 and 59 respectively in 1920.

DIAGRAM A

ANNUAL DEATH-RATE IN BOMBAY.

1872-1921.



The following table shows the proportional contribution to the total deaths of each age-group in the two sexes :—

TABLE OF PERCENTAGES TO THE TOTAL MORTALITY BY AGE-PERIOD IN 1919, 1920 AND 1921.

| Age-period. | 1919. | | 1920. | | 1921. | | | | | |
|-----------------------|-------------------|--------------|-------------------|--------------|-------------------|--------------|-------------------|--------------|-------------------|--------------|
| | Total Mor-tality. | Percent-age. | Total Mor-tality. | Percent-age. | MALES. | | FEMALES. | | PERSONS. | |
| | | | | | Total Mor-tality. | Percent-age. | Total Mor-tality. | Percent-age. | Total Mor-tality. | Percent-age. |
| Under 1 year ... | 14,584 | 19.72 | 10,896 | 23.77 | 6,777 | 22.26 | 5,974 | 25.77 | 12,751 | 23.78 |
| 1 to 5 years ... | 8,501 | 12.99 | 5,675 | 12.88 | 3,494 | 11.48 | 3,908 | 16.84 | 7,397 | 13.79 |
| 5 to 10 " ... | 2,684 | 3.91 | 1,644 | 3.68 | 1,148 | 3.77 | 1,280 | 5.40 | 2,378 | 4.43 |
| 10 to 15 " ... | 2,150 | 3.13 | 1,441 | 3.14 | 958 | 3.08 | 819 | 3.53 | 1,757 | 3.27 |
| 15 to 20 " ... | 4,792 | 6.98 | 2,897 | 6.30 | 1,693 | 5.56 | 1,235 | 5.33 | 2,928 | 5.46 |
| 20 to 30 " ... | 13,929 | 20.80 | 8,092 | 17.41 | 5,161 | 16.95 | 3,068 | 13.23 | 8,229 | 15.35 |
| 30 to 40 " ... | 8,492 | 12.27 | 5,112 | 11.15 | 4,034 | 13.25 | 2,057 | 8.87 | 6,091 | 11.36 |
| 40 to 50 " ... | 5,205 | 7.58 | 3,258 | 7.10 | 2,647 | 8.69 | 1,231 | 5.31 | 3,878 | 7.23 |
| 50 to 60 " ... | 4,320 | 6.29 | 3,068 | 6.69 | 2,101 | 6.90 | 1,223 | 5.27 | 3,324 | 6.20 |
| 60 years and upwards. | 4,990 | 7.27 | 3,543 | 8.38 | 2,440 | 8.01 | 2,436 | 10.51 | 4,876 | 9.09 |
| Unspecified ages ... | 13 | 0.01 | 3 | ... | | | | | | |
| Total ... | 68,610 | 100.00 | 45,839 | 100.00 | 30,433 | 100.00 | 23,176 | 100.00 | 53,609 | 100.00 |

It will be seen from the table that the percentage of deaths among infants under one year of age to the total mortality in the year under notice was higher, as in the past, than in the case of any other age-group.

CAUSES OF DEATHS.

As explained in my Annual Report for 1920, page 5, the tabulation of deaths by causes in 1921 was carried out in accordance with the "Manual of the International List of Causes of Death as adapted for use in England and Wales." Table No. 22 (Appendix) includes the full list of causes of death by months. All other abstracts of the cause of death are arranged in the form of the Short List of Causes adopted by the Registrar General for England and Wales and the Local Government Board with certain sub-divisions which were found important for tabulation purposes in the City of Bombay. Thus deaths arranged by the Short List of Causes are shown in Tables Nos. 20 (by Sections), 24 (by Race or Caste and Sex) and 27 (by Age-periods).

Certification of Cause of Death.—The total number of certificates of the cause of death received during the year was 11,681 against 11,016 in 1920; of these, 4,203 were from private qualified medical practitioners, 150 from Hakims and Vaidyas and 5,417 from the Medical Officers of various Hospitals; the cause of death in 1,233 cases was certified by the Commissioner of Police and in 678 cases by the Coroner of Bombay.

The percentage of certified deaths including those certified by Hakims and Vaidyas was 21.78.

The percentages of deaths certified to the total number of deaths in 1921 and the preceding five years are shown in the following table :—

| Year. | Number of Certificates of the Cause of Death received from | | | | | | Percentage of total certificates received to the total mortality. |
|---------|--|--------------------------------|---------------------|-------------------------|--------------------|--------|---|
| | Medical Officers of Hospitals. | Private Medical Practitioners. | Hakims and Vaidyas. | Commissioner of Police. | Coroner of Bombay. | Total. | |
| 1916 .. | 3,543 | 5,033 | 169 | 647 | 176 | 9,568 | 31.29 |
| 1917 .. | 3,638 | 5,355 | 189 | 613 | 263 | 10,058 | 30.12 |
| 1918 .. | 5,992 | 5,901 | 166 | 681 | 300 | 13,040 | 22.33 |
| 1919 .. | 6,684 | 5,521 | 176 | 971 | 419 | 13,771 | 20.07 |
| 1920 .. | 4,936 | 4,553 | 127 | 915 | 435 | 11,016 | 24.03 |
| 1921 .. | 5,417 | 4,203 | 150 | 1,233 | 678 | 11,681 | 21.78 |

The District Registrars certified the cause of 65 deaths after seeing the persons during their last illness and verified the cause of death of 41,819 persons on the information gathered from the relatives of the deceased and of 44 after seeing the dead bodies.

Copies of Certificates Issued.—During the year, 1,456 copies of certificates of registry of death, 207 copies of certificates of birth and 8 true copies of birth and death reports and medical certificates were issued. The total fees received for copies of certificates and reports, for searches of birth and death registers for various periods and for producing registers in Courts of Law amounted to Rs. 2,020 as against Rs. 1,940-13-0 in 1920.

TABLE OF DEATHS AND DEATH-RATES FROM EPIDEMIC DISEASES AND CERTAIN OTHER PRINCIPAL CAUSES OF DEATH IN 1921 AND 1920 WITH AVERAGES FOR THE 10 YEARS (1911-1920).

| Cause of Death. | 1921. | | 1920. | | Average of 10 years (1911 to 1920). | |
|--|-------------------|-------------------------------------|-------------------|-------------------------------------|-------------------------------------|-------------------------------------|
| | Number of Deaths. | Death-rate per 1,000 of Population. | Number of Deaths. | Death-rate per 1,000 of Population. | Number of Deaths. | Death-rate per 1,000 of Population. |
| <i>Principal Epidemic Diseases.</i> | | | | | | |
| Small-pox | 406 | 0·34 | 294 | 0·30 | 563 | 0·57 |
| Measles | 201 | 0·17 | 118 | 0·12 | 314 | 0·32 |
| Plague | 811 | 0·68 | 282 | 0·28 | 1,769 | 1·81 |
| Enteric Fever | 152 | 0·12 | 157 | 0·16 | 145 | 0·14 |
| Malaria, Ague and Remittent Fever | 4,779 | 4·06 | 3,527 | 3·60 | 3,153 | 3·21 |
| Relapsing Fever | 57 | 0·04 | 43 | 0·04 | 22 | 0·02 |
| Influenza | 1,389 | 1·18 | 1,605 | 1·63 | 753 | 0·76 |
| Cholera | 70 | 0·05 | 119 | 0·12 | 1,273 | 1·29 |
| Dysentery | 1,512 | 1·28 | 1,121 | 1·14 | 1,037 | 1·05 |
| <i>Other Principal Diseases.</i> | | | | | | |
| Tuberculosis... .. | 1,614 | 1·37 | 1,841 | 1·87 | 2,239 | 2·28 |
| Diseases of the Nervous System... .. | 2,472 | 2·10 | 2,088 | 2·13 | 2,148 | 2·19 |
| „ „ Respiratory System... .. | 21,982 | 18·69 | 18,737 | 19·13 | 12,959 | 13·23 |
| Diarrhoea and Euteritis | 3,445 | 2·92 | 2,450 | 2·50 | 2,359 | 2·40 |
| Puerperal State | 474 | 0·40 | 427 | 0·43 | 315 | 0·32 |
| Congenital Debility and Diseases of early Infancy | 4,295 | 3·73 | 2,564 | 3·63 | 2,949 | 3·01 |
| Old Age | 2,942 | 2·50 | 2,587 | 2·64 | 2,146 | 2·19 |
| Leprosy | 103 | 0·08 | 105 | 0·10 | | 0·09 |
| Violence | 1,058 | 0·89 | 893 | 0·91 | 706 | 0·72 |
| Other Causes | 5,747 | 4·97 | 5,881 | 5·98 | 4,863 | 4·95 |
| Total | 53,609 | 45·58 | 45,839 | 46·80 | 39,805 | 40·64 |

It will be seen from the table that diseases of the Respiratory System have caused, as usual, a higher death-rate (19) than any other group. The group coming next on the list for the year under report with a death-rate of 4 comprises the deaths attributed to Malaria, Ague and Remittent Fever. Congenital Debility and Diseases of early Infancy constituted the next most fatal group giving a death-rate of nearly 4 per 1,000 persons living.

Scarlet Fever, Whooping Cough and Diphtheria have been omitted from the above short table of principal causes. Scarlet Fever has not been registered as a cause of death during the last 10 years and the average annual number of deaths from the other two diseases is only 14.

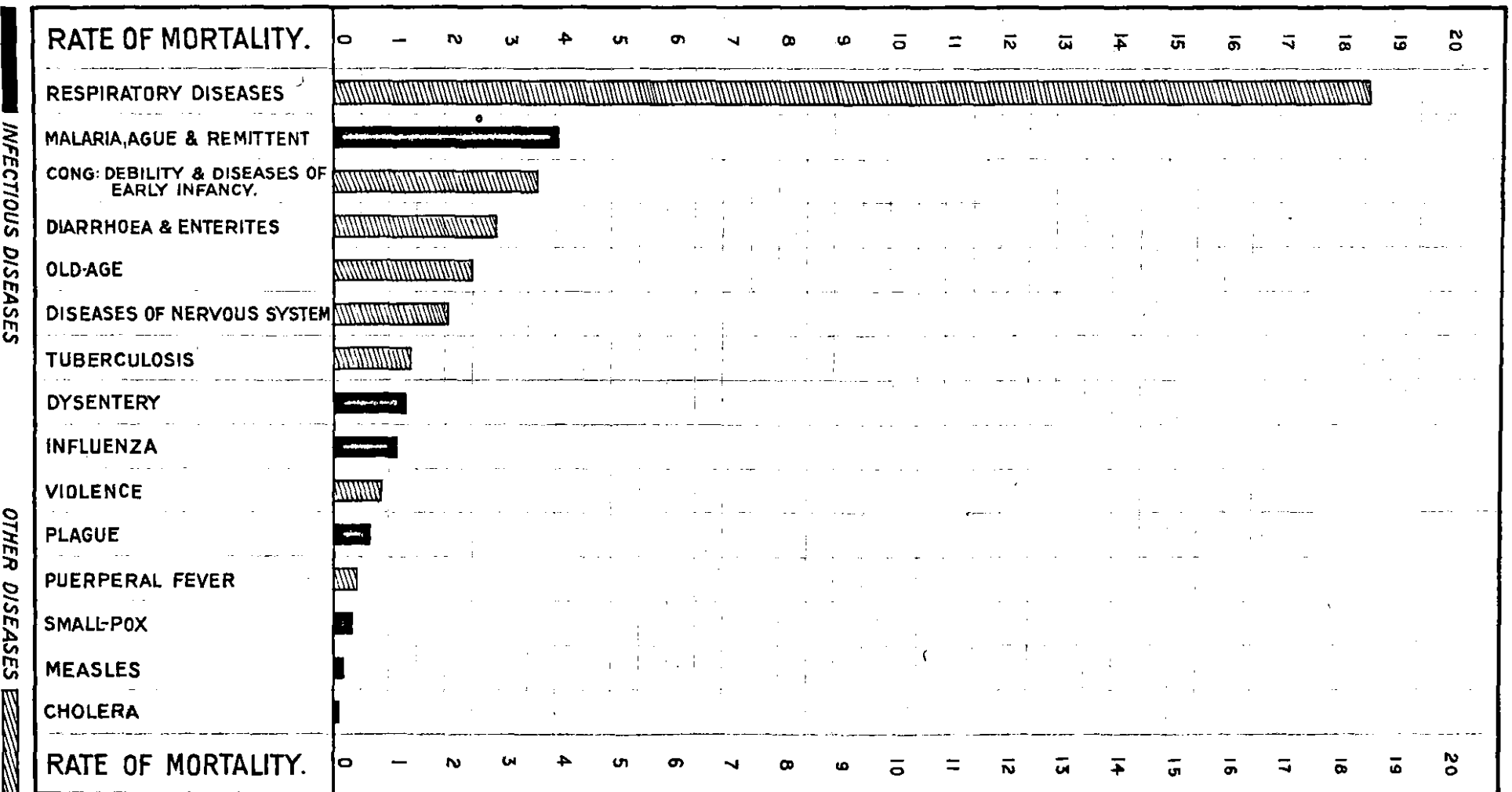
Tables Nos. 5 to 28 appended to the Report give detailed information regarding deaths by sections, months, age, caste, sex, cause and occupation.

The mortality from Plague, Small-pox, Cholera, Influenza, Tuberculosis and Fevers in 1921 is discussed on pp. 19 to 29.

Mortality by Races.—The recorded death-rate for Lingaits, a small community in Bombay which numbered 866 at the Census of 1921 against 1,179 in 1911, was 717 in the year under report as against 355 in 1920. These fantastic rates imply an average age at death among Lingaits of less than three years and that the community would in 3 years become extinct, if it were not annually reinforced by fresh victims from the mofussil.

DIAGRAM B

DEATH-RATES PER 1000 OF POPULATION FROM PRINCIPAL CAUSES IN BOMBAY IN 1921.



Evidently the definition of a Lingait among the Census enumerators has differed from and been more strict than the definition accepted by the Registrars of Births and Deaths.

If the rate for Lingaits be disregarded, it will be seen from Table 25 appended to this Report that the highest death-rate 74 was recorded for Hindus of low castes and the next highest 56 for Mussalmans, as compared with 45 for Hindus of all castes. The lowest rate 11·86 was recorded for Banias and the next lowest 19·89 for Europeans.

The death-rates from Small-pox were highest among Indian Christians (0·96) and Europeans (0·67). Plague was more fatal to Jains (1·84) and Enteric to Anglo-Indians (1·69) and Europeans (0·95) than to other communities. The liability of Jains to Plague is not improbably due to the fact that they do nothing to prevent rats entering and living in their houses. The comparatively high incidence of Enteric fever on Anglo-Indians and Europeans is probably more apparent than real and in some measure due to the more accurate diagnosis of fevers in members of these communities. Europeans and Anglo-Indians with death-rates of 2·58 and 2·54 respectively suffered most heavily from Malaria while for Hindus of low castes and Mussalmans higher death-rate from Ague and Remittent fevers was recorded. Influenza was most fatal to Indian Christians (2·01) and Jains (1·50). From diseases of the Respiratory System a death-rate of 33 was registered among Hindus, low castes, of 23 among Mussalmans and of 21 among Jains. Tuberculous diseases were more fatal to Anglo-Indians (3·59), Indian Christians (2·77) and Mussalmans (2·46) than to other communities. The incidence of Cholera during the year under report was very light, the death-rate for the City as a whole being only 0·05 per 1,000.

No death occurred from Small-pox among Banias and Jews, none from Malaria among Lingaits, none from Ague and Remittent fever among Europeans and none from Cholera among Lingaits, Bhatias, Banias and Jews. The lowest death-rate from Plague (0·06) was registered among Europeans, from Enteric (0·01) among Hindus, low castes, from Influenza (0·26) among Jews and from diseases of the Respiratory System (2·92) among Europeans.

Table No. 7 shows deaths by Race and Age.

Mortality by Months.—The following table shows the total number of deaths registered on each day and in each month of the year. The number of monthly total deaths in 1920 is added to the table for comparison :—

TABLE SHOWING THE DAILY AND MONTHLY TOTAL DEATHS IN 1921.

| Date. | Months. | | | | | | | | | | | |
|------------------------------|----------|-----------|--------|--------|-------|-------|-------|---------|------------|----------|-----------|-----------|
| | January. | February. | March. | April. | May. | June. | July. | August. | September. | October. | November. | December. |
| 1 ... | 156 | 177 | 200 | 175 | 215 | 120 | 111 | 120 | 162 | 131 | 114 | 168 |
| 2 ... | 143 | 178 | 187 | 238 | 179 | 199 | 103 | 132 | 127 | 116 | 114 | 95 |
| 3 ... | 141 | 160 | 227 | 271 | 159 | 129 | 90 | 126 | 141 | 195 | 166 | 105 |
| 4 ... | 172 | 157 | 227 | 239 | 156 | 120 | 103 | 131 | 139 | 118 | 122 | 123 |
| 5 ... | 166 | 164 | 239 | 214 | 173 | 113 | 107 | 117 | 139 | 149 | 121 | 118 |
| 6 ... | 159 | 170 | 204 | 222 | 169 | 116 | 101 | 109 | 116 | 139 | 92 | 101 |
| 7 ... | 166 | 201 | 185 | 196 | 166 | 119 | 113 | 133 | 124 | 124 | 116 | 125 |
| 8 ... | 142 | 174 | 198 | 205 | 182 | 116 | 114 | 135 | 138 | 142 | 108 | 116 |
| 9 ... | 169 | 190 | 194 | 247 | 164 | 113 | 119 | 117 | 133 | 129 | 124 | 127 |
| 10 ... | 168 | 199 | 183 | 224 | 151 | 134 | 104 | 137 | 119 | 131 | 114 | 136 |
| 11 ... | 171 | 204 | 185 | 200 | 149 | 103 | 99 | 120 | 132 | 115 | 135 | 107 |
| 12 ... | 172 | 186 | 194 | 215 | 181 | 109 | 131 | 144 | 141 | 121 | 100 | 123 |
| 13 ... | 174 | 189 | 215 | 203 | 152 | 118 | 86 | 123 | 139 | 127 | 111 | 95 |
| 14 ... | 162 | 151 | 213 | 223 | 175 | 113 | 100 | 141 | 118 | 113 | 138 | 113 |
| 15 ... | 195 | 186 | 217 | 238 | 156 | 122 | 118 | 149 | 162 | 107 | 97 | 119 |
| 16 ... | 193 | 197 | 194 | 233 | 144 | 109 | 103 | 135 | 130 | 108 | 113 | 110 |
| 17 ... | 169 | 210 | 208 | 211 | 147 | 101 | 101 | 115 | 116 | 110 | 119 | 122 |
| 18 ... | 170 | 211 | 220 | 169 | 148 | 85 | 95 | 140 | 112 | 102 | 87 | 99 |
| 19 ... | 158 | 184 | 196 | 223 | 162 | 83 | 123 | 105 | 122 | 142 | 125 | 113 |
| 20 ... | 169 | 167 | 191 | 212 | 135 | 105 | 110 | 137 | 153 | 133 | 119 | 122 |
| 21 ... | 179 | 188 | 221 | 216 | 142 | 96 | 134 | 164 | 131 | 156 | 115 | 108 |
| 22 ... | 153 | 204 | 210 | 192 | 147 | 122 | 116 | 124 | 150 | 123 | 154 | 90 |
| 23 ... | 172 | 205 | 199 | 182 | 156 | 103 | 113 | 124 | 149 | 116 | 139 | 117 |
| 24 ... | 175 | 195 | 191 | 188 | 148 | 117 | 95 | 141 | 136 | 121 | 113 | 106 |
| 25 ... | 165 | 189 | 216 | 185 | 150 | 119 | 140 | 123 | 143 | 111 | 112 | 96 |
| 26 ... | 171 | 226 | 212 | 211 | 136 | 120 | 149 | 124 | 118 | 134 | 114 | 110 |
| 27 ... | 168 | 170 | 199 | 192 | 137 | 84 | 118 | 114 | 136 | 118 | 119 | 125 |
| 28 ... | 182 | 221 | 253 | 197 | 128 | 115 | 131 | 123 | 109 | 142 | 120 | 104 |
| 29 ... | 188 | ... | 231 | 182 | 132 | 105 | 140 | 131 | 130 | 107 | 106 | 108 |
| 30 ... | 160 | ... | 227 | 212 | 137 | 114 | 130 | 146 | 106 | 93 | 115 | 108 |
| 31 ... | 174 | ... | 203 | ... | 137 | ... | 127 | 101 | ... | 129 | ... | 100 |
| Total ... | 5,202 | 5,253 | 6,438 | 6,304 | 4,813 | 3,351 | 3,524 | 3,969 | 3,941 | 3,841 | 5,526 | 3,447 |
| Deaths by Months 1920. | 4,466 | 4,438 | 3,834 | 3,793 | 3,505 | 3,116 | 3,213 | 3,514 | 3,785 | 4,268 | 3,762 | 4,155 |

The high mortality experienced in the first five months of the year was due to a recrudescence of Influenza from the beginning of the year and to epidemics of Plague and Small-pox which began in the latter half of March.

The incidence of deaths from principal causes in different months is shown in Tables Nos. 8 to 19 appended to the Report.

Mortality by Sections.—It will be seen from Table No. 5 (Appendix), which gives total deaths by months and death-rates by sex in each Section in 1921 with the quinquennial averages for 1916-1920, that rates higher than the general death-rate were recorded in Esplanade (64), Mazagon (63), Dongri (61), Second Nagpada and Sewri (60), Kamathipura (57), Byculla (56), Sion (56), Tardeo, Umerkhadi and Fort North (53), Khara Talao (52), and Worli and Tarwadi (48).

Increases in the population during the intercensal period account for the disappearance of Upper Colaba, Parel and Mahim from the list of Sections with high death-rates published in 1920 and previous years.

Tarwadi which usually recorded the highest sectional death-rate is the last in the above list for 1921. This Section of the City as well as Esplanade and Byculla contains hospitals and should exhibit a much lower rate, but for the fact that for want of the residential addresses of many of the patients who die in these institutions, the deaths have to be referred to the Sections containing the hospitals instead of to those where the patients resided before admission. Upper Colaba contains the Colaba Station (Military) Hospital; and Esplanade, the St. George's, Cama and Allbless, Gokuldas Tejpal, the Parsee Lying-in and Marine Lines War Hospitals. The Sir Jamssetjee Jeejeebhoy, Bai Motlabai and Sir D. M. Petit and Maratha Hospitals are in Tarwadi and St. Joseph's Foundling Home, the Arthur Road Infectious Diseases Hospital and the Adams Wylie Memorial Hospital are in Byculla Section. The lowest rate 24·31 was returned for Fort South and the next lowest 28 for Market Section as in 1920.

Deaths by Occupations.—The deaths among persons in different occupations from certain principal causes of death are set out by ages in Table No. 28 (Appendix). The Table is drawn up in accordance with the classification of occupations adopted for the Census Returns of 1921. The death-rate per 1,000 of actual workers shown in the Table thus affords a means of gauging the incidence of death in different occupations. The highest death-rate 179 was recorded for group No. 154 and the next highest 119 for No. 189. On the other hand the lowest rates 1·72 and 5·10 were for groups Nos. 123-128 and 161-164 respectively.

Mortality by Place of Birth.—Of the total number of 53,609 deaths in the entire population during the year, 32 per cent. or 17,530 occurred among persons born in Bombay, 61 per cent. or 32,670 among persons born outside the limits of the Municipality and in the case of 3,409 deaths or 7 per cent. of the total number, the place of birth could not be ascertained.

INFANT MORTALITY.

The number of deaths among infants under one year of age was 12,751, being 1,855 more than in 1920, 1,882 more than the quinquennial average and 3,423 more than the average of 1911-1920.

The percentage of infant mortality to the total mortality at all ages was 23·78 against 23·77 in 1920 and 19·72 in 1919. The ratio per 1,000 of live births registered was 667 against 552 in the antecedent year and 450 the decennial average.

As pointed out at page 2 of this Report, the number of births registered in the City probably understates by some 6,000 the average number of infant lives at risk during the year. Unfortunately in Bombay, as in all other Cities and Countries, the understatement of children returned at the Census as under 1 year of age is greater still, because through confusion between the first year of life and the age 1 year, large numbers of infants under 1 year of age are returned by the parents as having entered the age period 1 to 2 years. Thus in the 1921 Census for Bombay only 12,662 children were shown as under 1 year of age whereas the births numbered 19,125 in 1921.

If the infant lives at risk during the year be taken in round numbers as 25,000, that is to say as equal to the estimated number of births, the recorded infantile death-rate would be reduced from 667 to 510 per 1,000 infants under 1 year or per 1,000 births.

This estimated rate would be somewhat higher, if allowances were made for infants born in the mofussil and destined to come to Bombay in the first weeks of life, but prevented by death.

No material advantage would however be gained by adding one more speculative figure to the numbers that have already been given. Neither are there any grounds for the belief that the infantile death-rate did not in fact exceed 500.

Causes of Death.—It will be seen from Table No. 23 (Appendix) that 8,902 or nearly 70 per cent. of the total deaths in infants were due to diseases of the Respiratory System, Infantile Debility and Premature Birth against 68 per cent. (7,422 deaths) in 1920. Diarrhoea and Enteritis caused 981 deaths, and Malaria, Ague and Remittent Fevers 254 deaths. The deaths from Small-pox and Measles numbered 77 and 66 respectively.

Table showing Infant Mortality from Principal Causes from 1916 to 1921.

| Cause of Death. | 1916. | 1917. | 1918. | 1919. | 1920. | Average (1916 to 1920). | 1921. | More or Less. |
|--|-------|-------|--------|--------|--------|-------------------------|--------|---------------|
| Small-pox | 259 | 70 | 202 | 198 | 48 | 155 | 77 | — 78 |
| Measles | 134 | 83 | 217 | 207 | 42 | 137 | 66 | — 71 |
| Malaria, Ague, Remittent Fever and Fever not defined. | 229 | 217 | 400 | 467 | 306 | 324 | 254 | — 70 |
| Diarrhoea and Enteritis | 444 | 365 | 390 | 567 | 683 | 494 | 981 | + 487 |
| Dysentery | 37 | 49 | 48 | 79 | 66 | 56 | 78 | + 22 |
| Infantile Debility and malformation including premature birth. | 2,522 | 2,842 | 3,537 | 3,681 | 3,549 | 3,226 | 4,395 | + 1,169 |
| Diseases of the Respiratory System. | 2,543 | 2,939 | 4,843 | 4,667 | 3,873 | 3,773 | 4,507 | + 734 |
| All Causes | 8,215 | 8,870 | 12,829 | 13,534 | 10,896 | 10,869 | 12,751 | + 1,882 |

Quinquennial Averages.—Compared with the averages of the preceding five years, Small-pox shows a decrease of 78, Measles of 71 and the group of Malaria, Ague, Remittent Fever and Fever not defined of 70 deaths; all the other causes of death show increases, the largest (1,169) being under Infantile Debility and Malformation including premature birth. The excess in the number of deaths from Diseases of the Respiratory System has been due to the prevalence of Influenza and a large number of the deaths attributed to Infantile Debility were no doubt primarily due to the same cause.

Age at Death.—The following table classifies the infantile deaths from principal causes in 1921 under the age groups under 1 week, 1-4 weeks, 1-6 months and 6-12 months :—

Table of Deaths among Infants from Principal Causes by Age-Periods in 1921.

| Age-Period. | Small-pox. | Measles. | Malaria. | Ague and Remittent Fever and Fever not defined. | Diarrhoea and Enteritis. | Dysentery. | Infantile debility & malformation including premature birth. | Diseases of the Respiratory System. | All Causes. | Percentage of deaths in each age-period to total deaths under 1 year of age. |
|----------------------------|------------|----------|----------|---|--------------------------|------------|--|-------------------------------------|-------------|--|
| Under 1 week | ... | ... | ... | 2 | 38 | ... | 2,030 | 6 | 2,227 | 17.46 |
| 1 to 4 weeks | 2 | 1 | 6 | 14 | 102 | 1 | 1,268 | 74 | 1,650 | 12.94 |
| Total under 1 month | 2 | 1 | 6 | 16 | 138 | 1 | 3,298 | 80 | 3,877 | 30.40 |
| 1 to 6 months | 29 | 24 | 8 | 88 | 328 | 22 | 808 | 1,835 | 4,168 | 32.69 |
| 6 to 12 months | 46 | 41 | 11 | 125 | 517 | 55 | 239 | 2,592 | 4,706 | 36.91 |
| Total | 77 | 66 | 25 | 229 | 981 | 78 | 4,395 | 4,507 | 12,751 | 100.00 |

Of the total deaths among infants, 2,227 or 18 per cent. took place in the first week of life and 1,650 or 13 per cent. in the age-period 1 to 4 weeks.

The mortality among infants who had not completed the first month of life was thus 3,877 or 31 per cent. of the total infant deaths. The number of deaths in the age-groups 1 to 6 months and 6 to 12 months was 4,168 and 4,706 being respectively 32 and 37 per cent. of the total infant mortality.

Table of Percentages of Infant Deaths from Principal Causes at several Age-periods in 1921.

| Age-Period. | Small-pox. | Measles. | Malaria. | Ague and Remittent Fever and Fever not defined. | Diarrhoea and Enteritis. | Dysentery. | Infantile debility & malformation including prematur. birth. | Diseases of the Respiratory System. | Other Causes. | All Causes. |
|--------------------|------------|----------|----------|---|--------------------------|------------|--|-------------------------------------|---------------|-------------|
| Under 1 week ... | ... | ... | ... | 0.09 | 1.63 | ... | 91.15 | 0.27 | 6.37 | 100.00 |
| 1 to 4 weeks ... | 0.13 | 0.06 | 0.36 | 0.85 | 6.18 | 0.06 | 76.55 | 4.48 | 11.33 | 100.00 |
| 1 to 6 months ... | 0.70 | 0.58 | 0.19 | 2.11 | 7.82 | 0.53 | 19.27 | 44.02 | 24.78 | 100.00 |
| 6 to 12 months ... | 0.98 | 0.87 | 0.23 | 2.66 | 10.99 | 1.17 | 6.35 | 55.08 | 21.67 | 100.00 |
| Total ... | 0.60 | 0.52 | 0.20 | 1.80 | 7.69 | 0.61 | 34.47 | 35.85 | 18.76 | 100.00 |

The salient features of the above table are the magnitude of the role played by debility and prematurity in the causation of death in the first 4 weeks of life and the large proportion of deaths from Respiratory diseases during the remaining 11 months of infancy.

It was shown in the Annual Report for 1920 (p. 12) that during the preceding 20 years the epidemic outbreaks of Plague, Small-pox, Cholera and Influenza, which had raised the general mortality had in practically every instance been accompanied by a closely parallel rise in the death-rate among infants and that infants thus appeared to suffer almost in the same degree as adults from these diseases. The statement is again confirmed by the figures of 1921 as shown below :—

| | 1920. | 1921. | Increase per cent. |
|-----------------------------|--------|--------|--------------------|
| Deaths under 1 year | 10,896 | 12,751 | 17 |
| „ at all ages | 45,839 | 53,609 | 17 |

The monthly fluctuations in the number of deaths in infants and at all ages were also remarkably parallel during the year under report as will be seen from the subjoined table :—

| AGE-PERIOD. | NUMBER OF DEATHS. | | | | | | | | | | | | Total. |
|-----------------|-------------------|-----------|--------|--------|-------|-------|-------|---------|------------|----------|-----------|-----------|--------|
| | January. | February. | March. | April. | May. | June. | July. | August. | September. | October. | November. | December. | |
| Under 1 year .. | 1,239 | 1,218 | 1,542 | 1,397 | 1,231 | 939 | 1,041 | 955 | 941 | 844 | 714 | 690 | 12,751 |
| All Ages .. | 5,202 | 5,253 | 6,438 | 6,304 | 4,813 | 3,351 | 3,524 | 3,969 | 3,941 | 3,841 | 3,526 | 3,447 | 53,609 |

In the first five months of the year Influenza and the Respiratory Diseases which accompany Influenza maintained an excessive death-rate in both age-periods with some assistance in March and April from Plague and Small-pox. In June the death-rate fell, with the end of the Influenza epidemic. The rains in July were accompanied by a rise in the general and infantile

death-rate and the death-rate from Malaria, Ague and Remittent Fevers. With the cessation of the rains the death-rate fell month by month to the end of the year, both among infants and among the population at all ages.

Infant Mortality by Races.—The following table gives the death-rate among infants of the several races of the population calculated per 1,000 of births registered in the particular race or caste :—

INFANT MORTALITY BY CASTE AND INFANTILE DEATH-RATE PER 1,000
OF BIRTHS REGISTERED IN EACH CASTE IN 1921.

| RACE OR CASTE. | | Deaths Under 1 Year. | Number of Births Registered. | Infant Mortality per 1,000 of Births Registered. |
|--|-------------------------------|----------------------|------------------------------|--|
| Hindus. | Jains | 280 | 98 | |
| | Brahmins | 419 | 504 | 831 |
| | Lingaites | 138 | 105 | |
| | Bhatias | 62 | 85 | 729 |
| | Banias | 186 | 395 | 470 |
| | Hindus of other Castes | 5,415 | 9,563 | 632 |
| | Hindus, Low Caste | 3,115 | 3,621 | 860 |
| Mussalmans (including Negro-Africans) | 2,060 | 3,080 | 668 | |
| Parsees | 294 | 1,198 | 245 | |
| Jews | 80 | 208 | 384 | |
| Indian Christians | 584 | 962 | 607 | |
| Anglo-Indians | 36 | 106 | 339 | |
| Europeans | 57 | 186 | 306 | |
| Buddhists | 6 | 11 | 545 | |
| Other and Unknown Castes | 19 | 3 | | |
| Total | | 12,751 | 19,125 | 666 |

A number of the figures in this table for castes which appear to habitually evade the registration of the births of their children are valueless, and where the calculation of the death-rate would produce the impossible figure of 1,000 or more the rate has been omitted. The rate for Jains for example exceeds 3,000 and would imply that the deaths among Jain infants were three times as many as the number of infants in the Jain community.

Unfortunately other figures in the table, which are reliable, tend to show that the actual as well as the apparent infantile death-rate in Bombay must be one of the highest in the world.

The proportion of poor persons among the Parsees is comparatively small and the standard of education among them being high, it may be assumed that the bulk of Parsee infants are registered at birth and yet their infantile mortality amounted to 245 deaths per 1,000 births.

Since this rate prevails among the better classes in Bombay, the fact has got to be faced that for the City as a whole, including as it does an unduly large proportion of the very poorest class, the infantile mortality cannot, after every allowance has been made for various sources of fallacy, be fairly estimated at less than 500 which means that one out of every two infants born has to die before reaching the age of 12 months.

Infant Mortality by Sections.—With a view to measuring the relative incidence of infant mortality in the different Sections of the City the following table is given showing the ratio of infantile deaths registered in each Section to the number of births registered in that particular Section :—

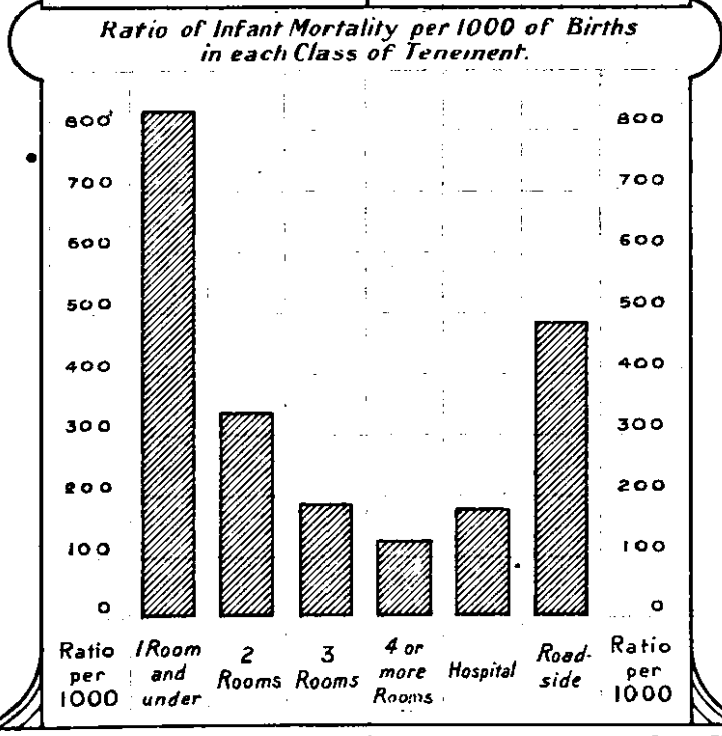
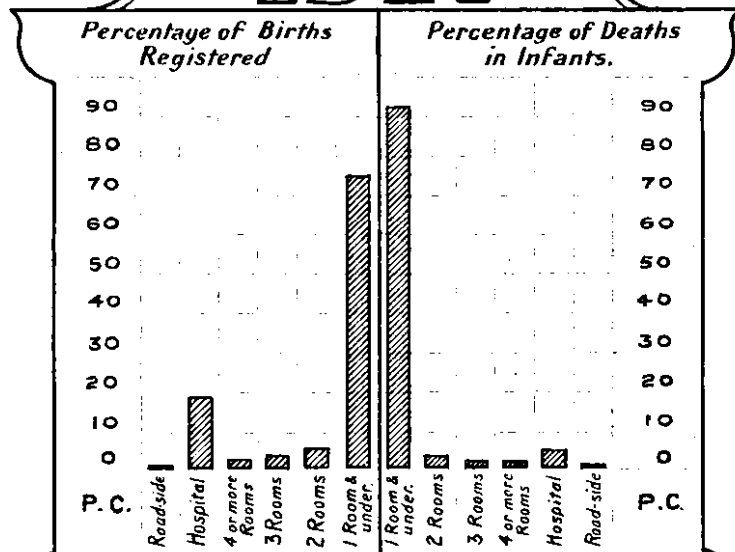
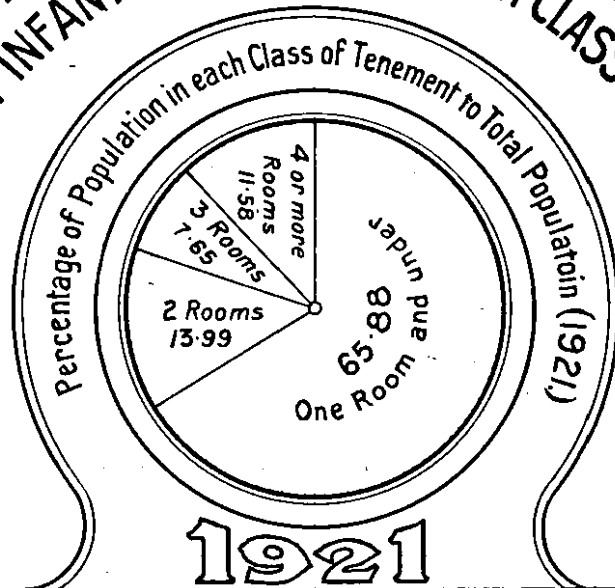
STATEMENT OF RATES OF DEATHS AMONG CHILDREN UNDER 1 YEAR PER 1,000
OF BIRTHS REGISTERED IN EACH SECTION IN 1920 AND 1921 AND PER
1,000 PERSONS OF ALL AGES IN 1921.

| Ward. | Sections. | 1920. | 1921. | |
|---|--------------------------------|-----------------------------------|-----------------------------------|-------------------------------------|
| | | Deaths per 1,000 of Births. | Deaths per 1,000 of Births. | Deaths per 1,000 at all Ages. |
| A | Upper Colaba | 445 | 568 | 8.80 |
| | Middle and Lower Colaba | 590 | 640 | 8.28 |
| | Fort, South | 250 | 291 | 1.68 |
| | Fort, North | 551 | 618 | 10.44 |
| B | Esplanade | 360 | 489 | 7.70 |
| | Mandvi | 990 | 985 | 8.52 |
| | Chukla | 677 | 691 | 10.21 |
| | Umarkhadi | 493 | 553 | 12.41 |
| C | Dongri .. | 526 | 679 | 15.03 |
| | Market | 995 | 485 | 5.70 |
| | Dhobi Talao | 430 | 497 | 8.89 |
| | Fanaawadi | 478 | 632 | 8.46 |
| | Bhuleshwar | 642 | 655 | 8.75 |
| | Khara Talao | 569 | 579 | 11.57 |
| | Kumbharwada | 495 | 654 | 9.05 |
| D | Khetwadi | 428 | 461 | 8.27 |
| | Girgaum | 520 | 483 | 8.27 |
| | Chowpati | 348 | 351 | 6.94 |
| | Walkeshwar | 335 | 308 | 5.90 |
| | Mahalakshmi | 512 | 645 | 7.99 |
| | Mazagon | 554 | 669 | 14.87 |
| E | Tarwadi | 464 | 539 | 10.73 |
| | 2nd Nagpada | 623 | 839 | 14.88 |
| | Kamathipura | 649 | 728 | 12.60 |
| | Tardeo | 527 | 789 | 12.91 |
| | Byculla | 725 | 945 | 15.10 |
| F | 1st Nagpada | 366 | 445 | 8.50 |
| | Parel | 557 | 614 | 10.61 |
| | Sewri | 665 | 1,141 | 19.20 |
| G | Sion | 552 | 1,005 | 15.21 |
| | Mahim | 401 | 630 | 11.98 |
| | Worli | 522 | 640 | 11.85 |
| Harbour, Docks, Railways and Unknown | | | | ... |
| Total | | 552 | 666 | 10.84 |

DIAGRAM

D

PERCENTAGE OF POPULATION, BIRTHS AND DEATHS IN INFANTS, AND THE RATIO OF INFANT MORTALITY IN EACH CLASS OF TENEMENT.



This table shows certain results which are in accordance with the results that might have been anticipated. Thus in Chowpati, Walkeshwar and Fort South where the proportion of better class residents is high, the infantile death-rate, expressed as the number of deaths in infants under 1 year per 1,000 births, is comparatively low. But even so the lowest death-rate recorded in these three Sections was 291 for Fort South whilst the rate for Chowpati exceeded 350.

With a view to throwing some light on the fallacy in these sectional rates resulting from the non-registration of births a third column has been added to the table in which the deaths under 1 year are shown in proportion to 1,000 of the population at all ages. Whilst this rate will not serve for comparison with those of other cities, it nevertheless affords some basis for the comparison of one Section of the City with another, subject to the error involved in the discrepancy in the age and sex composition of the sectional population on which the rates are cast.

The figures show that whilst the rates in Sewri and Sion of 1,141 and 1,005 are impossibly high when calculated on the total births, they still remain the highest on the list when calculated on the total population. Sewri and Sion are two of the poorest districts in the City.

It will be noted that whilst in the City as a whole and in every Section except Market, infantile death-rate for 1921 exceeded that of 1920 by a considerable figure, the death-rate in Market Section fell by close on 50 per cent.

The apparent fall is due to a rise of approximately 50 per cent. in the number of births registered in the Section, a good illustration of the fallacy underlying the calculation of infant deaths on total births under the conditions prevailing in Bombay.

INFANT MORTALITY BY THE NUMBER OF ROOMS OCCUPIED IN 1921.

| | Births. | | Deaths in Infants. | | Infant mortality per 1,000 births registered. | |
|---------------------|---------|-------------|--------------------|-------------|---|-------|
| | Number. | Percentage. | Number. | Percentage. | 1921. | 1920. |
| 1 Room and under .. | 14,074 | 73·58 | 11,661 | 91·45 | 828·5 | 631·1 |
| 2 Rooms | 1,022 | 5·34 | 329 | 2·57 | 321·9 | 304·0 |
| 3 Rooms | 282 | 1·47 | 54 | 0·42 | 191·4 | 295·1 |
| 4 or more rooms .. | 240 | 1·25 | 32 | 0·25 | 133·3 | 289·5 |
| Road-side | 33 | 0·17 | 16 | 0·12 | 484·8 | 400·0 |
| Hospitals | 3,474 | 18·16 | 659 | 5·16 | 189·6 | 308·9 |
| Total .. | 19,125 | 100·00 | 12,751 | 100·00 | 666·7 | 552·2 |

The percentage of population occupying a tenement of one room and under to the total number of occupants in each class of tenement in the City by the Census of 1921 was 65·88. Of the 19,125 births registered in the year 14,074 or 73·58 per cent. occurred in families living alone in a single room or sharing it with others, and the number of deaths in infants in this class of population was 11,661 or 91·45 per cent. of the total infant mortality.

It will be observed from the statement and Diagram D that the rate of deaths among infants in single room tenements per 1,000 births in single room tenements during the year was 828·5 against 631·1 in 1920 and that the proportion of deaths to births varies inversely as the number of rooms occupied by the parents.

Prevention of Infantile Mortality.

The work which is being done in Bombay for the reduction of infant mortality may be described under the following heads :—

- (i) Visits by the Municipal District Nurses for the purpose of getting into touch with prospective mothers and for discovering cases of sickness especially among women and children and unvaccinated children; for inquiry into the condition of new born infants; and for giving instruction by homely talks as to the care and rearing of children.

- (ii) Attendance on confinements.
- (iii) Provision of necessaries and comforts during the lying-in period.
- (iv) Maternity Homes.
- (v) Infant Milk Depôts.
- (vi) Infant Welfare Centres.

Municipal Nurses.—During the year the number of Municipal Nurses has been increased from ten to twenty, two being attached to each of the ten District Registrars' Offices. They are all qualified midwives and visit daily the localities and the chawls inhabited by the poor and help to diffuse and popularise elementary knowledge of the principles of health and hygiene and to carry such knowledge into the homes and lives of the ignorant; they give advice on the prevention of diseases and the care and up-bringing of infants and bring to the notice of the authorities unregistered births, unvaccinated children and cases of sickness; they also persuade prospective mothers to go to the Maternity Homes provided for them free. Where this provision is not taken advantage of, they attend on the women in their own houses providing them with bedding for their confinement, and with food in the shape of milk and bread during the first days of the puerperal period. The visits of the Nurses are frequently the means of bringing to the Municipal Dispensaries sick persons who would otherwise either not know of the existence of the facilities provided or knowing would through indifference and stupidity neglect to benefit by them. These visits are doing much good and are welcomed and appreciated by those for whose benefit they are paid.

Summary of Work.—During the year the Municipal Nurses paid 25,968 visits to houses, chawls and huts (against 23,365 in 1920), inquired into 3,139 cases of ordinary sickness, reported 309 cases of infectious diseases and 1,009 deaths in the female population of the City. They also attended on 1,215 confinements (against 1,252 in 1920) and verified the reports of the Birth Karkuns on 8,276 births.

The following table summarises the information obtained by the Nurses in attendance on confinements and in visiting infants and young children :—

SUMMARY OF INQUIRIES AND OF WORK OF MUNICIPAL NURSES AND MIDWIVES, 1916-1921.

| | 1916. | 1917. | 1918. | 1919. | 1920. | 1921. |
|---|--------|--------|--------|--------|--------|--------|
| Total number of births (including still-born) registered.. | 22,867 | 23,539 | 23,799 | 22,744 | 21,609 | 21,207 |
| Percentage of still-births to the total number of births registered | 7.3 | 8.0 | 8.6 | 8.8 | 8.6 | 9.8 |
| Number verified by the Nurses | 14,263 | 15,183 | 13,256 | 11,330 | 12,903 | 12,819 |
| Percentage of the number verified to the total | 62.3 | 64.5 | 55.6 | 49.8 | 59.7 | 60.4 |
| Percentage of the confinements unattended | 4.9 | 4.9 | 4.4 | 5.1 | 3.3 | 4.1 |
| Percentage of the confinements attended by unskilled women | 61.1 | 57.9 | 55.4 | 58.5 | 61.0 | 56.8 |
| Percentage of the confinements attended by qualified Nurses (other than Municipal) | 5.1 | 5.0 | 5.6 | 4.8 | 4.5 | 5.1 |
| Percentage of the confinements attended by Municipal Nurses | 9.4 | 10.5 | 10.4 | 9.0 | 7.7 | 9.5 |
| Percentage of children born in Hospitals | 19.3 | 21.4 | 23.8 | 22.3 | 22.1 | 24.4 |
| Percentage of children born in healthy condition | 78.2 | 79.2 | 75.5 | 75.3 | 71.4 | 67.3 |
| Percentage of children fed on breast | 69.9 | 75.2 | 69.1 | 78.4 | 69.3 | 66.0 |
| Percentage of children dying within 30 days | 10.3 | 11.3 | 13.3 | 17.1 | 12.4 | 12.0 |
| Percentage of the cases where the mothers left home for work | 32.3 | 36.0 | 36.1 | 35.4 | 32.4 | 30.8 |

It will be seen from the foregoing table that of the total number of 21,207 births (including 2,082 still-births) registered in the City during the year, 12,819 or 61 per cent. were verified by the Municipal Nurses against 60 per cent. in 1920 and 50 per cent. in 1919.

In the homes where enquiries were made the proportion of births wholly unattended was 4 per cent. and that of confinements attended by unskilled women was 57 as against 4 and 61 respectively in 1920.

The percentage of confinements attended by qualified midwives (other than Municipal) was 5.1 against 4.5 in 1920 and that of confinements attended by Municipal midwives was 9.5 against 9.7 in the preceding year; the percentage of children born in Hospitals (24.4) showed a slight increase of 2.3.

The percentage of children born in healthy condition declined from 72 in the previous year to 68 and that of children fed on breast from 70 in 1920 to 66 in 1921.

The proportion of children dying within 30 days of birth was 12 against 12.4 per cent. in 1920.

The percentage of mothers who left home for work leaving their children to the care of others shows a decrease of 1.6 per cent.

Relief to poor women during confinement in the shape of necessaries and comforts such as milk, bread, bed, blanket, charpoy and linen, etc., was continued during the year and dispensed in 342 cases against 369 in 1920 and 255 in 1919.

Municipal Maternity Homes.—There are three Municipal Maternity Homes (1) at Bellasis Road (21 beds), (2) at Parel (14 beds) and (3) at Imamwada (20 beds).

(1) **Bellasis Road.**—During the year 745 women were admitted in this Home against 773 in 1920.

(2) **Parel Road.**—In this Home 487 women were admitted against 474 in 1920.

(3) **Imamwada.**—In the Home at Imamwada 403 women were admitted during the year against 284 in 1920.

Thus the total number of women admitted in all the three Municipal Maternity Homes during the year was 1,635 against 1,531 in 1920. The number of cases confined in the three Homes was 1,444 against 1,334 in 1920.

STATEMENT OF CASES ADMITTED AND OF CASES CONFINED AT THE MUNICIPAL MATERNITY HOMES DURING DIFFERENT MONTHS OF 1921.

| MONTHS. | Bellasis Road Maternity Home. | | Parel Road Maternity Home. | | Mahomed Haji Sabu Sidik Maternity Home at Imamwada. | |
|---------------|-------------------------------|------------------------|----------------------------|------------------------|---|------------------------|
| | No. of Cases admitted. | No. of Cases confined. | No. of Cases admitted. | No. of Cases confined. | No. of Cases admitted. | No. of Cases confined. |
| January ... | 56 | 50 | 35 | 32 | 20 | 16 |
| February ... | 62 | 59 | 32 | 27 | 15 | 13 |
| March ... | 62 | 58 | 38 | 33 | 31 | 26 |
| April ... | 66 | 64 | 35 | 37 | 34 | 30 |
| May ... | 55 | 50 | 36 | 28 | 29 | 24 |
| June ... | 54 | 50 | 36 | 33 | 33 | 24 |
| July ... | 59 | 56 | 38 | 36 | 26 | 21 |
| August ... | 70 | 62 | 49 | 35 | 50 | 41 |
| September ... | 68 | 61 | 53 | 41 | 35 | 30 |
| October .. | 60 | 59 | 59 | 47 | 50 | 40 |
| November ... | 66 | 61 | 44 | 36 | 39 | 36 |
| December ... | 67 | 61 | 32 | 28 | 41 | 39 |
| Total ... | 745 | 691 | 487 | 413 | 403 | 340 |

The proposals under consideration for establishing a similar Home at Colaba have been deferred for the present under Corporation Resolution No. 8068 of 5th December 1921, and those for Homes at DeLisle Road and in the King Edward Memorial Hospital are still under the consideration of the Corporation.

Infant Milk Depôts.—Two Infant Milk Depôts have been established, one at the Bellasis Road and the other at the Parel Road Maternity Home for distributing daily pure milk free or at a nominal price, for the benefit of children born in the Homes or under the supervision of the Municipal Nurses. 30,295 seers were distributed at these depôts during the year.

Voluntary Welfare Centres.—During the year the Maternity and Child Welfare Scheme of the Infant Welfare Society has made much progress. In addition to the two Infant Welfare Centres, namely, one at Sleater Road (Grant Road) and the other at Imamwada Maternity Home, three more centres were opened by the Society, namely one at Clarke Road and one at Kamathipura in February and one in the Cama Hospital in May. The Society proposes to increase the number of these centres to ten and to provide through them (1) advice and instruction to mothers as to infant management, (2) Medical aid and advice to infants, (3) Day Nurseries (Crèches) and home visiting and (4) a staff of trained nurses for visiting the homes of infants. Each centre is in charge of a Supervisor who is a trained nurse and a midwife. She supervises the milk distribution and assists the Lady Doctor in charge in attending on babies and advising mothers on infant management. There is also a Health Visitor, who is a trained nurse midwife attached to each centre. She visits the babies in the district and persuades their mothers to take advantage of the Infant Welfare Scheme.

During the year, 25,729 seers of milk were sold at 1 anna a seer and 5,227 seers given free ; maltine was also given at half price or free as the case may be. The number of new admissions at the five centres was 1,355 and that of attendances 93,305 for milk, medicine, treatment and advice.

The Sleater Road Centre contains a crèche located on the ground floor of a cool and airy house facing Grant Road Railway Station with accommodation for a number of babies, besides a consulting room and a dispensary.

For inquiry into the question of the employment of women before and after confinement, the services of Dr. Barnes of the Council of the Countess of Dufferin's Fund have been lent for one year to the Government of Bombay ; Dr. Barnes has begun her investigations on the subject under the Director, Labour Office, in consultation with the Director of Public Health, Bombay, the Health Department and other Medical Officers in charge of prominent Lying-in Hospitals in the City. The results of this enquiry cannot fail to be of value to all welfare workers, voluntary and otherwise and to such employers as concern themselves with the well-being of their women workers.

METEOROLOGY OF 1921.

Table No. 33 appended to the Report gives the Meteorological data of 1921.

Rainfall.—The total rainfall recorded at the Colaba Government Observatory during 1921 was 86·02 inches against 41·05 in 1920 and 68·32 in 1919 and was 14·87 inches above the normal (71·15). Rain fell on 101 days during the year against 98 days in 1920 and 106 days in 1919 ; 26·79 inches on 16 days in June, 35·67 inches on 29 days in July, 10·37 inches on 28 days in August, 13·12 inches on 26 days in September and 0·06 inches on 2 days in October.

The maximum monthly rainfall was 35·67 inches in July against 22·60 in the same month of 1920.

EPIDEMIC AND OTHER DISEASES.

EPIDEMIC AND OTHER DISEASES.

Notification of Infectious Diseases.—The total number of cases of infectious disease registered during the year was 4,363. Under Section 421 of the Municipal Act, 1,075 were notified by Medical practitioners, as against 1,143 in 1920. Eight cases were notified by Hakims and Vaidyas, who are not required by law to notify. 3,280 cases or 75 per cent. of the total number were found and reported by the District Registrars.

The diseases to which the notifications received related are set out by Sections in Table No. 4 (Appendix).

| Year. | Number of Notifications received from | | | Percentage of total Notifications to total number of Cases Registered. |
|-------------|---------------------------------------|---------------------|--------|--|
| | Medical Practitioners. | Hakims and Vaidyas. | Total. | |
| 1916 | 2,665 | 1 | 2,666 | 23·3 |
| 1917 | 1,673 | 2 | 1,675 | 18·2 |
| 1918 | 1,962 | ... | 1,962 | 14·0 |
| 1919 | 2,714 | 1 | 2,715 | 11·5 |
| 1920 | 1,143 | ... | 1,143 | 24·7 |
| 1921 | 1,075 | 8 | 1,083 | 24·8 |

Plague.—During the year Plague assumed epidemic proportions for 11 weeks from week ending March 19th. The number of Plague attacks during the year was 1,031 against 347 in 1920 and 826 in 1919. The disease caused 811 deaths in the year against 282 in 1920, 1,164 the quinquennial average for the preceding five years and 1,769 the average for 1911-1920. The mortality among reported cases was 78 per cent. as against 81 in the previous year.

The death-rate from Plague during the year was 0·68 per 1,000 persons living. The sex distribution of deaths from Plague during the year was 599 males and 212 females; the ratio per 1,000 of sex population being 0·77 among males and 0·52 among females as against 0·32 and 0·20 respectively in 1920.

The incidence of fatal Plague on the two sexes at different age periods is shown in Table No. 27 (Appendix).

The distribution of Plague deaths among different castes during the year is shown in Table No. 24 and the death-rate in Table No. 25 (Appendix).

The highest death-rate (4) from the disease was returned for Walkeshwar Section and the lowest (0·15) for 1st Nagpada (*vide* Table No. 12 appended).

Plague Measures.—The usual preventive and precautionary measures such as (i) Inoculation, (ii) Rat Destruction, (iii) Evacuation and (iv) Disinfection were continued during the year.

(i) Inoculation :—

The number of inoculations performed during the year was 15,687 against 4,518 in 1920 as shown in the following table :—

| Months. | Inoculations performed by | | | Total. |
|------------------|---------------------------|------------------------------------|----------------------|--------|
| | H. M.'s Common Prison. | Bombay Bacteriological Laboratory. | District Registrars. | |
| January | 461 | ... | 1 | 462 |
| February | 463 | 6 | 12 | 481 |
| March | 563 | 183 | 3,993 | 4,739 |
| April | 480 | 573 | 3,849 | 4,902 |
| May | 503 | 109 | 425 | 1,037 |
| June | 533 | 5 | 3 | 541 |
| July | 523 | ... | 14 | 537 |
| August | 453 | ... | 4 | 457 |
| September | 467 | 2 | 364 | 833 |
| October | 459 | 5 | 7 | 471 |
| November | 628 | 1 | ... | 629 |
| December... .. | 597 | 1 | ... | 598 |
| Total | 6,130 | 885 | 8,672 | 15,687 |

(ii) Rat Destruction :—

The total number of rats collected and destroyed during the year was 7,08,587 against 6,93,078 in 1920. It will be seen from the following statement that of the 7,08,587 rats collected and sent to the Parel Laboratory, 3,47,186 were examined and 11,719 were found infected giving a ratio of 3.37 infected rats per 100 rats examined as compared with a ratio of 1.43 in 1920 :—

Statement showing the Number of Rats sent to the Parel Laboratory, the Number Examined and the Number Found Infected in 1921.

| Months. | Number of rats sent to the Parel Laboratory. | Number of Rats Examined. | Number of Rats found Infected. | Ratio per cent. |
|------------------|--|--------------------------|--------------------------------|-----------------|
| January | 69,593 | 31,626 | 533 | 1.68 |
| February | 68,119 | 31,627 | 1,015 | 3.20 |
| March | 72,150 | 32,863 | 2,849 | 8.66 |
| April | 72,423 | 41,932 | 4,132 | 9.85 |
| May | 59,106 | 33,659 | 1,458 | 4.33 |
| June | 49,577 | 24,513 | 295 | 1.61 |
| July | 49,505 | 25,288 | 246 | 0.97 |
| August | 47,590 | 22,526 | 186 | 0.81 |
| September | 49,277 | 22,210 | 200 | 0.90 |
| October | 57,767 | 27,503 | 235 | 0.85 |
| November | 55,477 | 23,422 | 186 | 0.79 |
| December | 58,003 | 30,017 | 284 | 0.94 |
| Total | 7,08,587 | 3,47,186 | 11,719 | 3.37 |

The percentage of infected rats rose from 1.68 in January to 9.85 in April and then declined gradually to 0.79 in November.

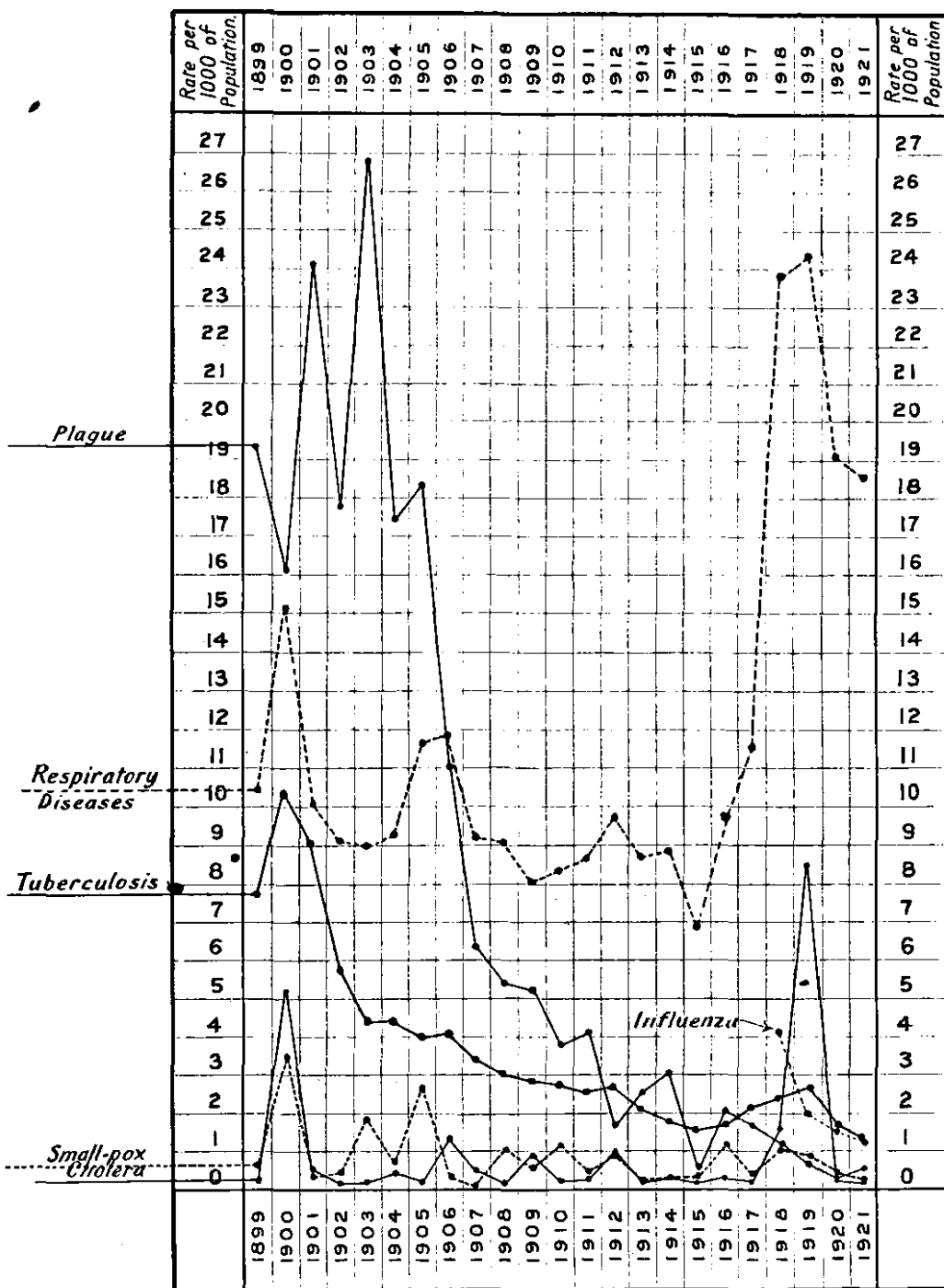
(iii) Evacuation :—

To induce evacuation of congested and infected areas, temporary Municipal Health Camps, as in previous years, were established at Colaba (1st Koli Lane), Agripada, Nowroji Hill, Annesley Road, Chinchpogli, Arthur Road, Mahim Gardens and near Mahim Railway Station. The semi-permanent Health Camps at Koli Lane (Colaba), Suklaji Street, Tardeo, Arthur Road, Chinchpogli (at the junction of DeLisle Road and Arthur Road) and Mahim Station were maintained in a state of repair during the monsoon months.

DIAGRAM ^c

DEATH-RATE FROM PRINCIPAL EPIDEMIC & OTHER DISEASES.

1899-1921.



(iv) Disinfection.—

For the destruction of the rat fleas, which convey the infection of Plague, all rooms in which cases of Plague either in rats or in men had occurred were disinfested with Pesterine. Infected bedding is disinfected by steam.

Small-pox.—Small-pox was prevalent in the city throughout the year and caused 406 deaths against 294 in 1920, 780 in 1919 and 563 the average for the preceding ten years 1911-1920. It was epidemic for 5 weeks from week ending March 26th. The number of attacks from Small-pox registered during the year was 857 (including 77 imported cases) against 736 attacks (including 34 imported cases) in 1920.

The death-rate from Small-pox during the year was 0·34 against 0·30 in 1920, 0·79 in 1919 and 0·57 the average during the preceding decennium.

As usual, the death-rate from Small-pox attained its maximum between February and June and fell to a low figure during the second half of the year, *vide* Table 10 (Appendix).

Of the total number of 406 deaths from Small-pox, 239 were in males and 167 in females; the ratio per 1,000 of sex population being 0·30 among males and 0·41 among females.

Seventy seven deaths from Small-pox occurred in children under one year of age and 102 deaths in children aged 1-5 years. Of the total deaths, 179 or 44 per cent. thus occurred in the first five years of life against 39 per cent. in 1920.

The highest number (37) of deaths from Small-pox was recorded in Byculla Section as in 1920 while in Upper Colaba and Kumbharwada no deaths occurred (*vide* Table No. 10 Appendix).

Vaccinal Condition of Infants who died of Small-pox.—Of the 77 infants under one year of age who died of Small-pox during the year, 67 were unvaccinated. The vaccinal condition of the remaining 10 infants could not be ascertained.

Vaccination.—The number of Vaccination Stations including the Central Vaccination Depot at Suparibag Road was increased from 16 to 19 in April 1921. Three stations are open in the morning on every Monday, Wednesday, Friday and Saturday and two on every morning during the rest of the week. The station at Princess Street is open every Sunday morning and on week days during the afternoon hours only.

The total number of primary vaccinations and of re-vaccinations performed during the year was 18,267 and 20,341 as against 14,463 and 21,825 respectively in 1920. Further particulars are shown in the report of the Superintendent of Vaccination and in Tables Nos. 30, 31 and 32 appended to this Report.

The proportion of primary vaccination (14,581) in children under one year of age to the total number of births (19,125) registered during the year was 76·24 per cent.

Vaccination Tubes Tested.—420 capillary tubes of the glycerinated vaccine prepared at the Municipal Central Depot were bacteriologically examined by the Municipal Analyst during the year. No pathogenic micro-organisms were reported in any of the tubes examined and no emulsions had to be rejected as a result of the bacteriological tests (reference Corporation Resolution No. 8,107 of 19th March 1917).

Cholera.—The number of attacks and deaths during the year was 104 and 70 as against 195 and 119 respectively in 1920. Of the total number of cases 12 were imported.

The death-rate from Cholera was 0·05 as against 0·12 in 1920 and 2·13 the average rate during 1916-1920. During the year under report Cholera did not reach epidemic proportions and was of a very mild type.

Of the total number of deaths (70), 49 were among males and 21 among females.

The number of deaths and the death-rate from Cholera in each Section of the City are set out in Table No. 9 and the incidence by age-periods in Table No. 27 (Appendix).

Influenza.—The number of deaths registered as due to Influenza during the year was 1,389 and that of diseases of the Respiratory System to which deaths from Influenza are frequently attributed was 21,982 as against 1,605 and 18,737 respectively in 1920. The year 1921 began with an out-break of Influenza which together with Disease of the Respiratory System produced a steady rise in the daily mortality up to the end of April in which month the deaths from Influenza alone numbered 342; thereafter the mortality from Influenza gradually declined, the deaths in December numbering only nineteen.

Of the 1,389 deaths from Influenza, 950 were among males and 439 among females ; the death rates per 1,000 of the sex population were respectively 1·23 and 1·08.

Table No. 27 appended to this Report shows the incidence of the disease by age-periods, Table No. 8 by months, Table No. 20 by Sections and Table No. 24 by caste or race.

Tuberculosis.—The number of deaths from Tuberculosis was 1,614 and the death-rate 1·37 per 1,000 of the population. Of these, 1,468 were due to Phthisis (Pulmonary Tuberculosis) and 146 to other Tuberculous Diseases. The number of deaths and the death-rates from Tuberculosis since 1911 are shown below :—

| Year. | No. of Deaths. | Death-rate per 1,000. |
|-------------------|----------------|-----------------------|
| 1921 | 1,614 | 1·37 |
| 1920 | 1,841 | 1·87 |
| 1916-1920 | 2,231 | 2·27 |
| 1911-1920 | 2,239 | 2·28 |

There were 933 deaths among males and 681 among females. The disease caused a greater number of deaths among persons in the age-group of 20 to 30 years than in any other age period, *vide* Table No. 27 (Appendix).

The monthly variation in the number of deaths in each Section together with the death-rate from Tuberculosis is set out in Table No. 17 and the death-rate among different castes in Table No. 25 (Appendix).

The Anti-Tuberculosis League.

The work in connection with the prevention and treatment of Tuberculosis in the City is being carried on by the King George V Anti-Tuberculosis League in close co-operation with the Health Department. The League has two Dispensaries with a Medical Officer in charge of each and three nurses. All cases coming to the notice of the League Medical Officers are reported to the Health Officer and the District Registrars for action where necessary under the Municipal Act. The District Registrars in turn report unnotified cases to the Tuberculosis Dispensaries so that their homes may come under the supervision of the League.

During the year under report the total number of Tuberculosis patients treated at the Princess Street and Kamathipura Dispensaries was 1,007 ; the number treated in 1920 was 1,324.

The racial and sex distribution of these cases was as under :—

| | Males. | Females. | Total. |
|--------------------|--------|----------|--------|
| Hindus | 237 | 203 | 440 |
| Mussalmans | 122 | 210 | 332 |
| Parsees | 39 | 71 | 110 |
| Christians | 66 | 49 | 115 |
| Jews | 3 | 7 | 10 |
| Total | 467 | 540 | 1,007 |

Of the 1,007 cases, 774 were cases of Pulmonary Tuberculosis and 233 of Surgical Tuberculosis.

The Medical Officers paid 1,278 domiciliary visits to see patients too ill to attend the Dispensary.

The Tuberculosis Sanatorium on Bhoiwada Hill at Parel which was opened on the 7th December 1918 has been working satisfactorily. At the beginning of the year 1921, there were 23 patients in the Sanatorium. 143 new patients were admitted during the year. Of this number 57 were discharged cured, 60 were discharged at request, 25 died and 24 were under treatment at the end of the year.

The racial distribution of the patients was as follows:—

| | | | | | | | | | |
|------------|----|----|----|----|----|----|----|----|-----|
| Hindus | .. | .. | .. | .. | .. | .. | .. | .. | 54 |
| Mussalmans | .. | .. | .. | .. | .. | .. | .. | .. | 43 |
| Parsees | .. | .. | .. | .. | .. | .. | .. | .. | 8 |
| Christians | .. | .. | .. | .. | .. | .. | .. | .. | 57 |
| Jews | .. | .. | .. | .. | .. | .. | .. | .. | 3 |
| Europeans | .. | .. | .. | .. | .. | .. | .. | .. | 1 |
| Total | | | | | | | | | 166 |

Owing to the inadequate provision of hospital accommodation for advanced cases in the City, a number of such cases were admitted into the Sanatorium with a view to preventing the spread of infection at home and to affording the unfortunate patients a cheerful and comfortable spot where they could pass their last days under skilled supervision.

In the Sanatorium a judicious regulation of rest and exercise is observed. A few parlour games and a small library are provided for the inmates. Exercise is provided by light physical drill, the cleaning and repairing of furniture, gardening, etc., under the orders of the Medical Officers who visit the Sanatorium daily and of the Honorary Consulting Physician. The League has been able to instal an X-Ray Apparatus with a view to early diagnosis of Pulmonary Tuberculosis and to the treatment of tuberculous glands. The work has begun and with the co-operation of the Honorary Radiographer with his Assistant, it is hoped that very satisfactory results will be obtained in the direction of diagnosis of Pulmonary Tuberculosis as well as in the treatment of tuberculous glands.

Malaria, Ague and Remittent Fevers.—Malaria was registered as the cause of 545 deaths and 4,234 deaths were registered as due to Ague and Remittent Fevers. Under the last two heads a number of deaths are no doubt included which were due not to Malaria but to one or other of the various diseases such as Typhoid, Tuberculosis, Relapsing Fever and Influenza in which Fever may be a prominent symptom. Thus the Influenza epidemics of 1918 and 1919 which doubled the total mortality from all causes, also doubled the total number of deaths attributed to Ague and Remittent Fever, without however producing any increase in the number of deaths registered as due to Malaria.

In years of Influenza epidemics, an increased mortality from Ague and Remittent Fever cannot be accepted as indicating an increased mortality from Malaria, whilst in other years the relations between the groups must unfortunately be regarded as of a very uncertain nature.

On the other hand, Ague and Remittent Fever, being accepted synonyms for Malaria a substantial number of the 4,779 deaths registered in this group must be regarded in the absence of evidence to the contrary, as due to the result of genuine malarial infection.

The numbers of deaths from Malaria and Ague and Remittent Fever in 1921 were 545 and 4,234 and the annual averages in the ten years (1911-1920), as shown in Table No. 21 were 264 and 2,889 deaths respectively.

Deaths from Malaria and Ague and Remittent Fevers are shown by months and Sections in Table No. 13, by Race in Table No. 24, and by Ages and Sex in Table No. 27 appended to the Report.

Malaria Cases and Deaths in War Hospitals.—The following table shows the number of deaths and of cases admitted in the different War Hospitals in the City during the last three years.

| 1919. | | 1920. | | 1921. | |
|-------------|---------|-------------|---------|-------------|---------|
| Admissions. | Deaths. | Admissions. | Deaths. | Admissions. | Deaths. |
| 3,186 | 39 | 2,343 | 5 | 2,474 | 16 |

Anti-Malarial Measures.

Measures for gauging the incidence of Malaria were continued during the year. The Malaria staff consisting of 2 Medical Inspectors, 16 Sub-Inspectors, 4 Muccadums and 32 coolies continued to work under the direct supervision of the respective Assistant Health Officers of the seven Wards of the City.

As the death-rate from Malaria showed a sharp rise with the onset of the monsoon and as large numbers of cases were known to be occurring in the City, the staff of Malaria Sub-Inspectors was, as a temporary measure, increased from 16 to 36, with a corresponding increase from 32 to 72 in the number of coolies.

Spleen Examination.—Visits were paid to houses and chawls of the poor and charitable institutions and children were examined for enlarged spleen. The results are embodied in the following table:—

| Ward. | Sections. | Total No. of children examined. | No. found with enlarged spleen. | Percentage | Remarks. | |
|----------------------|--------------------------------|---------------------------------|---------------------------------|------------|----------|--|
| A | { Upper Colaba | } 255 | 9 | 3.52 | | |
| | { Middle & Lower Colaba | | 2 | 4.00 | | |
| | { Fort, South | | 666 | 68 | 10.21 | |
| | { Fort, North | | 627 | 55 | 8.77 | |
| | { Esplanade | | | | | |
| | Total ... | 1,598 | 134 | 8.38 | | |
| B | { Mandvi | 148 | 3 | 2.02 | | |
| | { Chuckla | 136 | 6 | 4.41 | | |
| | { Umakhadi | 197 | 12 | 6.09 | | |
| | { Dongri | ... | ... | ... | | |
| | Total ... | 481 | 21 | 4.36 | | |
| C | { Market | 123 | 7 | 5.68 | | |
| | { Dhobi Talao | 452 | 39 | 8.62 | | |
| | { Fanaswadi | 161 | 6 | 3.72 | | |
| | { Bhuleshwar | ... | ... | ... | | |
| | { Khara Talao | } 109 | 5 | 4.58 | | |
| | { Kumbharwada | | | | | |
| | Total ... | 845 | 57 | 6.74 | | |
| D | { Khetwadi | 313 | 9 | 2.87 | | |
| | { Girgaum... .. | 279 | 7 | 2.50 | | |
| | { Chowpati | 41 | 2 | 2.87 | | |
| | { Walkeshwar | 95 | 4 | 4.21 | | |
| | { Mehalakshmi... .. | 278 | 20 | 7.19 | | |
| | Total ... | 1,006 | 42 | 4.17 | | |
| E | { Mazagon | 212 | 6 | 2.83 | | |
| | { Tarwadi | 199 | 6 | 3.01 | | |
| | { 2nd Nagpada... .. | ... | ... | ... | | |
| | { Kamatipura | 207 | 6 | 2.89 | | |
| | { Tardeo | ... | ... | ... | | |
| | { Byculla | 466 | 21 | 4.50 | | |
| { 1st Nagpada | 71 | 2 | 2.81 | | | |
| | Total ... | 1,155 | 41 | 3.54 | | |
| F | { Parel | 800 | 11 | 1.38 | | |
| | { Sewri | ... | ... | ... | | |
| | { Sion | 476 | 6 | 1.26 | | |
| | Total ... | 1,276 | 17 | 1.33 | | |
| G | { Mahim | ... | ... | ... | | |
| | { Worli | 1,371 | 146 | 22.04 | | |
| | Total ... | 1,371 | 146 | 22.04 | | |
| | Grand Total ... | 7,732 | 458 | 5.92 | | |

The spleen rate for the whole City was 5.92 in 1921 as against 4.41 in 1920 and 1.37 in 1919. The Sections in which the spleen rate was higher than the mean for the whole City, were Fort North, Esplanade, Umarkhadi, Dhobi Talao, Mahalakshmi and Worli. The great rise in Worli (22.04) was due to the large number of labourers brought from up-country for the Worli reclamation works. These labourers and their families were "carriers" of Malaria. The rise in the Fort North was also due to the same cause. A large number of labourers were imported for work on the Ballard Estate. The following table shows the comparative spleen rate for these Sections in 1921 and the preceding five years:—

| Sections. | 1916. | 1917. | 1918. | 1919. | 1920. | 1921. |
|---------------------|-------|-------|-------|-------|-------|-------|
| Fort North | 5.36 | 5.21 | 4.73 | 4.56 | 7.37 | 10.21 |
| Esplanade | 9.71 | 4.44 | 2.96 | 5.65 | 7.04 | 8.77 |
| Umarkhadi | 2.08 | .. | 0.92 | 1.03 | 3.08 | 6.09 |
| Dhobi Talao | 3.86 | 3.91 | 3.37 | 4.22 | 6.26 | 8.62 |
| Mahalakshmi... .. . | 3.51 | .. | 4.50 | .. | 1.92 | 7.19 |
| Worli | .. | .. | .. | .. | 12.47 | 22.04 |

The spleen rates in respect of Fort North showed declining tendency up to 1919, and those for Esplanade, Umarkhadi and Dhobi Talao up to 1918, but thereafter they all gradually rose higher. Excepting Esplanade for which a rate of 9.71 was recorded in 1916, all the Sections noted above, showed higher spleen rates in 1921 than in the preceding five years.

The following table shows the spleen rate by Castes in 1921 as compared with the preceding three years:—

| Castes. | 1921. | | | Percentage. | | |
|---------------------------|------------------------------------|------------------------------------|-------------|-------------|-------|-------|
| | Total number of children examined. | Number found with enlarged spleen. | Percentage. | 1920. | 1919. | 1918. |
| Hindus | 6,406 | 377 | 5.88 | 4.21 | 1.23 | 1.72 |
| Mussalmans | 769 | 38 | 4.94 | 3.90 | 2.45 | 2.92 |
| Parsees | 80 | 8 | 10.00 | 12.71 | 6.60 | 5.09 |
| Indian Christians | 454 | 32 | 7.04 | 4.08 | 0.57 | 4.21 |
| Jews | 23 | 3 | 13.04 | 3.75 | | 4.12 |
| Total | 7,732 | 458 | 5.92 | 4.41 | 1.37 | 2.01 |

The Medical Inspectors appointed by the Schools Committee examined the spleens of children attending the Municipal Schools. The result of their examination is shown in the following table:—

| Kind of School. | Number of pupils examined. | Number of pupils found with enlarged spleen. | Percentage. |
|-------------------|----------------------------|--|-------------|
| Marathi | 9,140 | 543 | 5.94 |
| Gujarathi | 3,645 | 262 | 7.18 |
| Urdu | 2,546 | 109 | 4.28 |
| Total | 15,331 | 914 | 5.96 |

The Medical Inspector of Schools under the Government of Bombay examined in all 2,343 boys in 8 schools in the City during the year under report. Of these, 82 or 3·49 per cent. were found with enlarged spleens.

Random Sampling.—The following table shows the parasite rate by Wards and Sections:—

| Ward. | Sections. | No. of slides examined. | Number in which parasites found. | Percentage. |
|----------|--------------------|-------------------------|----------------------------------|-------------|
| A | Fort North | 159 | 12 | 7·54 |
| A | Esplanade | 93 | 6 | 6·45 |
| D | Khetwadi | 28 | 1 | 3·57 |
| D | Chowpati | 30 | 2 | 6·66 |
| E | Byculla | 86 | 3 | 3·43 |
| Total .. | | 396 | 24 | 6·06 |

The following table shows at a glance the spleen and parasite rates and the number of deaths from Malaria by Wards during 1919 to 1921:—

| Ward. | Spleen Rate. | | | Parasite Rate. | | | Number of deaths from Malaria. | | |
|-------|--------------|-------|-------|----------------|-------|-------|--------------------------------|-------|-------|
| | 1919. | 1920. | 1921. | 1919. | 1920. | 1921. | 1919. | 1920. | 1921. |
| A | 4·61 | 6·22 | 8·38 | 0·66 | 4·49 | 7·14 | 50 | 86 | 181 |
| B | 1·98 | 3·14 | 4·36 | .. | .. | .. | 26 | 44 | 45 |
| C | 2·97 | 4·50 | 6·74 | .. | 4·51 | .. | 32 | 36 | 47 |
| D | 0·83 | 1·68 | 4·17 | .. | 2·56 | 5·17 | 24 | 34 | 75 |
| E | 2·11 | 3·11 | 3·54 | .. | 2·00 | 3·48 | 76 | 62 | 110 |
| F | 1·40 | 3·06 | 1·38 | .. | .. | .. | 25 | 13 | 39 |
| G | .. | 12·47 | 23·04 | .. | .. | .. | 10 | 26 | 12 |

PREVENTIVE WORK.

Quinine Distribution.—Free distribution of quinine hydrochloride tablets was continued during the year. The District Registrars, Sub-Registrars, Nurses, Lady Health Visitor, Malaria Inspectors and Sub-Inspectors distributed the tablets by house to house visits specially during the fever season. The quantity thus distributed was:—

| | |
|-------------------------|--------|
| Grs. II Tablets | 13,100 |
| Grs. IV Tablets | 9,201 |

In addition to this 89½ lbs. of quinine sulphate powder was supplied to the twelve Municipal Dispensaries, two Infectious Diseases Hospitals and three Maternity Homes.

Malabar Hill Reservoirs and Filters.—The filters in the Malabar Hill reservoir have been done away with and the reservoir has been converted into a storage reservoir. The work has been almost completed.

Victoria Gardens.—No work towards protecting the remaining streams and ponds in Victoria Gardens was done during 1921. The streams and ponds around the aquatic birds' cage, besides those mentioned in the last report, and the pond in front of the elephant house are all in the same state and are occasionally found breeding anopheles and culex larvæ.

Wadala Dye-pits, Tanks and Quarry Holes.—During the year the dye-pits were treated with pesterine and the mosquito nuisance was abated. Likewise pits and hollows in the locality are being filled in by the Trust.

Sewri Wells.—All the wells in the dye-pits have been covered over with concrete and those situated in the City Improvement Trust area are being filled in.

The following big tanks in the City have been filled in during the year :—

| Ward. | Tanks filled in. |
|-------|--|
| A | Nakhoda Tank behind St. Xavier's School. |
| F | Sewri Road Mill Tank. |
| .. | Kalachowki Road Mill Tank. |
| G | Tank at Khed Galli. |

Low Lands.—During the year, steps for filling in low lying plots of ground were continued and several large and small plots of low ground were filled in in D, F and G Wards.

The following table shows the number of prosecutions instituted during the year with their results :—

| Number of Cases instituted. | Number of cases complied with. | Number of cases | | Number of cases in which parties were convicted and fined. | Number of cases pending. |
|-----------------------------|--------------------------------|-----------------|------------------------|--|--------------------------|
| | | Withdrawn. | Resulted in acquittal. | | |
| 302 | 186 | 70 | .. | 26 | 20 |

The following table shows the number of wells by Wards and Sections filled in, protected and examined for larvæ in 1921 :—

| Ward. | Sections. | Number of Wells. | | Covered with impervious cover. | | Examined for Larvæ. | | |
|-------|--------------------------------|------------------|------------|--------------------------------|-----------------|---------------------|----------------|--------|
| | | Total. | Filled in. | Com-pletely. | With trap door. | Breed-ing. | Not Breed-ing. | Total. |
| A | Upper Colaba | 65 | ... | ... | ... | 4 | 3 | 7 |
| | Middle and Lower Colaba | | | | | | | |
| | Fort, Southern | 54 | ... | ... | ... | 2 | 1 | 3 |
| | Fort, Northern | 512 | ... | ... | ... | 67 | 11 | 78 |
| | Esplanade | 71 | ... | ... | ... | ... | 2 | 2 |
| | | 782 | ... | ... | ... | 73 | 17 | 90 |
| B | Mandvi | 76 | ... | ... | ... | ... | 6 | 6 |
| | Chukla | 79 | .. | ... | ... | ... | 4 | 4 |
| | Umarkhadi | 51 | ... | ... | ... | ... | 1 | 1 |
| | Dongri | 16 | 1 | 1 | ... | ... | 1 | 1 |
| | | 222 | 1 | 1 | ... | ... | 13 | 12 |

| Ward. | Sections | Number of Wells. | | Covered with impervious covers. | | Examined for Larvæ. | | |
|--------------------|--------------------|------------------|-----------|---------------------------------|-----------------|---------------------|--------------|--------|
| | | Total. | Filled in | Completely. | With trap door. | Breeding. | Not Breeding | Total. |
| G | Market | 278 | ... | ... | ... | 45 | 104 | 149 |
| | Dhobi Talao | 499 | 2 | ... | ... | 115 | 242 | 357 |
| | Fanaawadi | 253 | ... | ... | ... | 40 | 154 | 194 |
| | Bhuleshwar | 174 | ... | ... | ... | 34 | 103 | 134 |
| | Khara Talao | 11 | ... | ... | ... | 1 | 10 | 11 |
| | Kumbharwada | 49 | ... | ... | ... | 12 | 28 | 40 |
| | | 1,174 | 2 | ... | ... | 247 | 638 | 885 |
| D | Khetwadi | 341 | 1 | ... | ... | 1 | 12 | 13 |
| | Girgaum | 338 | 1 | ... | ... | ... | 23 | 23 |
| | Chowpati | 155 | 2 | ... | ... | ... | 9 | 9 |
| | Walkeshwar | 141 | ... | ... | ... | 3 | 27 | 30 |
| | Mahalakshmi | 139 | 4 | ... | ... | 1 | 29 | 30 |
| | | | 1,009 | 8 | ... | ... | 5 | 100 |
| E | Mazagon | 105 | 2 | ... | 1 | 10 | 62 | 72 |
| | Tarwadi | 116 | 2 | ... | ... | 20 | 69 | 89 |
| | 2nd Nagpada | 8 | ... | ... | ... | ... | ... | ... |
| | Kamathipura | 9 | 2 | ... | .. | 2 | 3 | 5 |
| | Tardeo | 37 | 1 | ... | .. | 4 | 25 | 29 |
| | Byculla | 93 | ... | ... | 1 | 5 | 40 | 45 |
| 1st Nagpada | 2 | ... | ... | ... | 2 | ... | 2 | |
| | | 370 | 7 | ... | 2 | 43 | 199 | 242 |
| F | Parel | 98 | 4 | 1 | 5 | 14 | 74 | 88 |
| | Sewri | 113 | 3 | 1 | ... | 7 | 59 | 66 |
| | Sion | 330 | 3 | 1 | 2 | 16 | 53 | 86. |
| | | 541 | 10 | 3 | 7 | 37 | 201 | 240 |
| G | Mahim | 546 | 1 | ... | ... | 150 | 335 | 485 |
| | Worli | 365 | 3 | 1 | ... | 50 | 165 | 215 |
| | | 911 | 4 | 1 | ... | 200 | 500 | 700 |
| | TOTAL ... | 4,959 | 32 | 5 | 9 | 607 | 1,667 | 2,274 |

Note.—Up to the end of 1920, 888 wells were filled in, 964 hermetically covered and 1,608 covered with Trap-doors.

Nonmosquito-proof Condition of Wells already Protected.

Many wells which were once covered and rendered mosquito-proof were detected with trap-doors left open or covers in a nonmosquito-proof condition. Fresh action had to be taken in all such cases.

Cisterns.—Owing to the scanty supply of water during the beginning of the year, the covers of a large number of cisterns were broken open and left open by the servants of the tenants in order to take out water for domestic purposes which was frequently drawn from the cisterns to supply the flushing tanks of water-closets. The result has been that a large number of cisterns formerly mosquito-proof have now been found to be breeding the larvæ of anophelines. Much of the time of the Inspectors has thus been spent in dealing again with cisterns which had already been dealt and rendered mosquito-proof in former years. In all new

cisterns an accurately fitting hinged iron cap covers the man-hole which is constructed with a projecting rim to fit the cap. An attachment is also provided which enables the cap to be locked in position by a padlock.

Storm water Entrances.—There are over 6,000 storm water entrances in the City. During the dry season these are covered either with wrought iron plates placed underneath the gratings or by concrete blocks, but during the four months of the monsoon they remain open to allow storm water to run through the gratings. When there is a long break in the rains these breed mosquitoes mostly culex and stegomyia and to prevent this the entrances have to be treated with larvicides. New closable covers are now being fixed over new storm water entrances on new roads and serve the object of preventing the breeding of mosquitoes.

Road watering Hydrants.—Most of the road watering hydrants in the City are flush with the ground. They are generally tampered with by loafers and beggars who draw water from them and frequently leave the covers open. With this type of hydrant it is impossible to prevent water being left in the hydrant box after road watering. It is also impracticable to prevent people opening the box and leaving it open. This pattern of hydrant is now gradually being replaced by the stand post pattern.

The following table shows the summary of work done during the year :—

| Particulars. | Total for 1921. |
|---|-----------------|
| Number of wells filled in | 32 |
| Number of wells hermetically covered | 5 |
| Number of wells covered with trap-doors | 9 |
| Number of inspections of buildings | 67,575 |
| Number of notices issued | 717 |
| Number of cisterns hermetically covered | 305 |
| Number of children examined for enlargement of the spleen | 7,732 |
| Number of blood slides examined | 396 |
| Number of quinine pills distributed | 22,301 |
| Number of quinine „ „ grs. II 13,100. | |
| Number of quinine „ „ grs. IV 9,201. | |
| Number of pools treated with pesterine | 11,025 |
| Number of odd receptacles removed | 8,580 |
| Number of low-lying areas filled in | 16 |

Venereal Diseases.—The number of deaths ascribed to Venereal Diseases during the year was 82 against 127 in 1920. Of the 82 deaths 18 were due to Syphilis.

League for Combating Venereal Diseases.—Early in the year 1918, a League for combating Venereal Diseases was established under voluntary management, with the Head Office, Information Bureau and Venereal Dispensary at No. 66, Lamington Road. At the Information Bureau information and advice are given to the public and educational literature published in English and the Vernaculars is distributed. The Dispensary is well equipped with all the necessaries for free diagnosis and the treatment of Venereal Diseases by Modern Methods. The Staff of the Dispensary consists of a male and a female Medical Officer for the male and female departments and a nurse.

During the year ending 31st January 1922, the number of patients registered in the Dispensary was 1,518. Of these, 35 ceased attending before the diagnosis had been completed and 185 were diagnosed as non-venereal. The racial distribution of the remaining 1,298 cases was as under :—

| | |
|--|-------|
| Europeans | 63 |
| Anglo Indians | 47 |
| Indian Christians | 112 |
| Hindus | 595 |
| Mussalmans | 381 |
| Parsees | 37 |
| Jews | 39 |
| Japanese, Chinese and other castes | 24 |
| Total | 1,298 |

These 1,298 cases with the addition of 230 cases carried over from last year, have been classified by the Medical Officer in charge of the Dispensary as follows:—

| | Males. | Females. | Total. |
|----------------------|--------------|------------|--------------|
| Syphilis | 409 | 104 | 513 |
| Gonorrhœa | 550 | 219 | 769 |
| Soft Chancre | 170 | 76 | 246 |
| Total | 1,129 | 399 | 1,528 |

Result of treatment:—

| | Syphilis. | Gonor- rhœa. | Soft Chancre. |
|-------------------------------------|------------|-----------------|------------------|
| Attended for Diagnosis only | 84 | 118 | .. |
| Discontinued treatment | 51 | 133 | 9 |
| Left to continue treatment | 48 | 37 | .. |
| Left improved and fit | 226 | 83 | 5 |
| Cured | 10 | 294 | 217 |
| Continued treatment | 57 | 51 | 5 |
| Sent to Hospitals | 37 | 53 | 10 |
| Total | 513 | 769 | 246 |

DISINFECTION, &c.

The following table shows the number of cases of infectious diseases removed to Hospitals, of houses vacated and disinfected and of articles disinfected by steam:—

INFECTIOUS DISEASES—CAUSE AND NATURE OF ACTION TAKEN IN 1921.

| On account of | Cases removed to Hospitals. | Houses vacated. | Houses disinfected. | Articles sterilized. |
|-------------------------------------|--------------------------------|--------------------|------------------------|-------------------------|
| Dead rats | ... | 10 | 878 | 46 |
| Plague | 129 | 124 | 950 | 958 |
| Small-pox | 274 | 33 | 694 | 540 |
| Measles | 19 | ... | 213 | 241 |
| Chicken-pox | 24 | ... | 46 | 3 |
| Typhoid Fever | 3 | ... | 160 | 229 |
| Malarial „ | 13 | ... | 104 | ... |
| Remittent „ | ... | ... | ... | ... |
| Relapsing „ | 18 | ... | 65 | 48 |
| Influenzal Pneumonia and Influenza. | ... | ... | 326 | 203 |
| Cholera | 23 | 2 | 113 | 190 |
| Erysipelas | 1 | ... | 3 | ... |
| Leprosy | ... | ... | 5 | 1 |
| Diarrhœa | 12 | ... | 22 | 12 |
| Tubercle of Lungs | 28 | ... | 781 | 301 |
| Other Tuberculous Diseases | 2 | ... | 128 | 10 |
| Pneumonia | 30 | ... | 116 | 16 |
| Other Causes | 67 | 9 | 906 | 678 |
| Total | 643 | 178 | 5,510 | 3,476 |

Quantities and Cost of Disinfectants used.—The following statement shows (as required by Corporation Resolution No. 8225 of 22nd March 1917) (a) the quantities in which each kind of disinfectants was used during the year ending 31st December 1921 and their cost; (b) quantities used (i) for disinfecting infected dwelling houses and rooms, (ii) for disinfecting other places such as house gullies, drains, privies, etc., and (c) the total cost of disinfectants used for each of the purposes :—

| Name of Disinfectant. | (a) | | (b) | | (c) | |
|---|-----------------------------------|-------------------|--|--|--|--|
| | Quantities of Disinfectants used. | Cost. | Quantities of Disinfectants used. | | Total cost of Disinfectants used. | |
| | | | (i) | (ii) | (i) | (ii) |
| | | | For disinfecting infected dwelling houses and rooms. | For disinfecting other places such as house gullies, drains, privies, etc. | For disinfecting infected dwelling houses and rooms. | For disinfecting other places such as house gullies, drains, privies, etc. |
| | | Rs. a. p. | | | Rs. a. p. | Rs. a. p. |
| Festerine Gallons | 10,603½ | 3,840 2 8 | 2,046½ | 7,657½ | 1,043 2 6 | 2,806 0 2 |
| Zondo Fluid Do. | 1,779½ | 6,293 7 0 | 308 | 1,471½ | 982 14 0 | 5,310 9 0 |
| Perchloride of Mercury Solution Solides | 25 | 0 14 0 | 25 | | 0 14 0 | |
| McDougal's Fluid Gallons | 110½ | 470 2 0 | 43 | 67½ | 203 15 9 | 266 2 3 |
| Izal Powder Bags. | 641 | 6,028 7 8 | | 641 | | 6,028 7 8 |
| Lime Maunds. | 11½ | 5 13 0 | 11½ | | 5 13 0 | |
| Sulphur Lbs. | 698 | 105 10 8 | 177 | 521 | 10 6 10 | 95 3 10 |
| Izal Fluid Gallons | 160 | 577 8 0 | | 160 | | 577 8 0 |
| Total .. | | 17,331 1 0 | | | 2,247 2 1 | 15,083 14 11 |

MEDICAL RELIEF.

Municipal Dispensaries.—The twelve Municipal Dispensaries, including the "Bai Gowrabai" Branch dispensary at Kamatipura and the Branch dispensary at Parbhadevi Road, were open throughout the year to administer, as in the past, free medical relief to the sick poor of the City.

The actual number of new cases (individuals) treated at the dispensaries during the year was 77,963 (52,323 males and 25,640 females) as against 87,423 in 1920. The total attendances numbered 4,96,530 as against 4,58,905 in 1920. Of these 1,635 were seen at their houses.

The diseases treated at each dispensary are shown in Table No. 29 (Appendix).

In addition 5,479 new cases (3,727 males and 1,752 females) were treated at the Colaba and Victoria Bunder Charitable Dispensaries to which a contribution is paid by the Municipality. The total attendances at the two dispensaries numbered 13,849.

Dr. B. B. Broacha, L.R.C.P.&S., continued his voluntary services for the treatment of eye-complaints among the poor at No. 8 District Dispensary. The number of new cases treated in 1921 was 125.

The free dispensary for the treatment of eye diseases opened and maintained in the Sanitary Institute, Princess Street, under Corporation Resolution No. 12677 of 5th February 1920, has now been fully equipped and has been attended since 1st June 1920 gratuitously by Dr. D. D. Sathaye, Dr. Gulamally Chandobhoy and Dr. R. D. P. Mody. The dispensary is open every day from 8-30 a.m. to 9-30 a.m. except on Wednesdays and Sundays. The total number of new cases treated in 1921 at this dispensary was 309.

I have much pleasure in bringing to the notice of the Municipal Commissioner and the Corporation the valuable honorary services rendered by these gentlemen.

PUBLIC HEALTH ADMINISTRATION.

For administrative purposes the City has been divided into seven wards A to G, each under the charge of an Assistant or Deputy Health Officer who is responsible for the sanitary and anti-malarial work in his ward. A & B Wards and C & D Wards constitute two combined charges each under one Assistant Health Officer. B Ward and D Ward are each in the charge of a Deputy Health Officer acting under the direction of the Assistant Health Officer of the combined charge. There are thus five Assistant Health Officers respectively in charge of the five main divisions

of the City and two Deputy Health Officers respectively appointed to assist in the Divisions which include two Wards within their boundaries. The Assistant Health Officers are under the direct control of the Executive Health Officer and of the First and Second Assistant Health Officers who form part of the central administration.

The Island has been further sub-divided into 50 Sections in charge of 50 Inspectors styled Medical Assistants and each Inspector in the District to which he is appointed is required to undertake the work incidental to Registration and Sanitation as well. As a necessary corollary, all the newly appointed Inspectors are required to be qualified Medical Practitioners and to pass the Sanitary Surveyor's Examination.

The 50 Sections have been arranged in groups to form 10 Registration and Sanitary Districts the work in each of the 10 Districts being supervised by a Senior and Junior Medical Inspector. There are thus 10 Senior and 10 Junior Medical Inspectors who are required to be Medical Graduates and to work under the orders of the Assistant Health Officers and the Deputy Health Officers of the Wards in which their respective Districts are situated.

In addition to the 50 Medical Assistants in charge of Sections, there are 11 Medical Assistants in charge of the 11 Municipal Dispensaries, including the Parbhadevi Road Branch Dispensary. Their duty is to provide free medical relief to the sick poor of the City. The Branch Dispensary at Kamatipura known as " Bai Gowrabai " Dispensary is looked after by the Medical Assistant in charge of No. 8 District Municipal Dispensary. Each of the ten main Municipal District Dispensaries has one trained nurse who is also a qualified midwife. Her duty is to advise mothers of the poorer classes in the care of their children and to attend women of the poorer classes in their confinement. One more nurse was appointed to each of the ten Districts in the last month of the year.

For the prevention of adulteration, 5 Sub-Inspectors are employed to take samples of milk offered for sale and to submit them for examination to the Municipal Analyst.

Anti-Malarial measures are carried out by a staff consisting of one Medical Inspector, one Medical Assistant and 16 Sub-Inspectors. This staff was increased, as a temporary measure in the last five months of the year to 36 Sub-Inspectors and the number of coolies was increased from 32 to 72.

The analysis of samples of food and of samples of the Municipal water supply is carried out by the Municipal Analyst in a laboratory attached to the Health Department.

The Veterinary staff includes 1 Senior Inspector and 3 Inspectors who are all qualified Veterinary Surgeons and inspect the milch-cattle stables in the City and the Municipal bullocks and are in charge of the Municipal Bullock Hospital and Segregation sheds at Tardeo Flats. In addition to this staff, there are 11 Veterinary Overseers who are responsible under the Conservancy Supervisors for the health of the bullocks in the eleven Health Department Stables.

The Vaccination staff includes besides the Superintendent and the Assistant Superintendent 1 Head Vaccinator and 9 other Vaccinators.

Conservancy.—The Conservancy staff consisted in 1921 of:—

| | |
|-------|-----------------------------|
| 1 | Conservancy Superintendent. |
| 5 | Supervisors. |
| 12 | Assistant Supervisors. |
| 5 | Senior Overseers. |
| 61 | Overseers. |
| 22 | Depot Attendants. |
| 2,044 | Halalkhores. |
| 4,274 | Scavengers. |
| 971 | Cart Drivers. |

The average strength of bullocks provided for the scavenging and cesspool carts was 1,183. The Municipal bullock stables in the City number eleven.

The number of carts of catchra, drain silt and other refuse emptied at the Tardeo Flats and other Depots in the City during the year was 6,83,749 against 5,88,085 in the preceding year; of these 6,19,655 were departmental and 64,094 private.

During the year 95,707 night-soil and cesspool cart loads and 42,00,244 night-soil baskets were emptied at the several night-soil depots in the City as compared with 62,925 night-soil and cesspool cart loads and 42,70,320 night-soil baskets in 1920. As compared with the preceding year, there is an increase of 32,782 night-soil and cesspool cart loads but a decrease of 70,076 baskets. During the year, 128 water-closets were substituted for basket privies as against 440 in the preceding year.

Stray and ownerless Dogs.—In the year under review, 6,601 stray dogs were caught ; out of this number 6,579 ownerless dogs were destroyed by carbonic acid gas at the Lethal Chamber provided for the purpose on Tardeo Flats and 22 were returned to their respective owners.

Unwholesome Food.—The following list shows the articles of unsound food seized and destroyed under Sections 415 and 416 of the Municipal Act :—

| | | | | | |
|----------------------------------|-------|-------|-------------------------|---------|--------|
| Fruits (fresh) | No. | 8,239 | Condensed Milk | tins | 19,527 |
| Fruits (Dry) | lbs. | 21 | Butter | " | 11 |
| Tins of preserved fruits | | 7 | Ghee | " | 8 |
| Potatoes | lbs. | 116 | Chocolates | pieces | 2,405 |
| Onions | " | 28 | Biscuits | lbs. | 216 |
| Garlic | bags. | 3 | Fish (fresh) | baskets | 2 |
| Vegetables | lbs. | 347 | Fish (Dry) | lbs. | 174 |
| Chillies | bags | 3 | Tin Fish | tins. | 86 |
| Tamarind | " | 1 | Flesh (Beef) | " | 92 |
| Grains | " | 127 | Ham | lbs. | 570 |
| Sugar | " | 2 | Bacon | " | 440 |
| Indian Sweetmeat | lbs. | 86 | Tin flesh | tins | 223 |
| Cocoa | " | 1,601 | Patent food | " | 117 |
| Sterilized Milk | tins | 48 | Contraband meat | lbs. | 2,367 |

NOTICES UNDER THE MUNICIPAL ACT IN 1921.

| | No. of Notices issued under various Sections of the Municipal Act. |
|---|--|
| Total number of Notices issued | 7,158 |
| Number complied with | 2,923 |
| Number not complied with | 2,966 |
| Number cancelled | 793 |
| Number pending at the close of the year | 476 |
| No. of Notices in 1920 | 4,220 |

POLICE COURT PROSECUTIONS IN 1921.

| | Under various Sections of the Municipal Act. | For infringing license conditions and selling adulterated milk. |
|---|--|---|
| Number of summonses issued by the Presidency Magistrates at the instance of the Health Department | 5,005 | 1,731 |
| Number of cases in which convictions were obtained | 1,968 | 1,274 |
| Number of cases in which the parties were warned and discharged | 1,580 | 158 |
| Number of cases dismissed | 19 | 1 |
| Number of cases withdrawn, the offences having ceased | 1,363 | 276 |
| Number of cases pending at the close of the year | 75 | 22 |
| Number of summonses in 1920 | 3,129 | 1,883 |

SANITARY STATE OF THE CITY.

The principal causes of the insanitary conditions which maintain the death-rate at a high level even in non-epidemic periods are the insufficiency of the water supply, the insufficiency of the sewers, the continuance of the basket privy system of conservancy, the density of houses and persons per acre and overcrowding of persons in rooms and tenements.

Water Supply.—There was a serious shortage of water in the first 6 months of the year. A good monsoon produced a sufficient supply in the last six months and was followed by a highly satisfactory fall in the death-rate.

During the year the rapid filtration plant for the filtration of the water from Vehar, Tuli and Pawai Lakes has been nearly completed and work has been started on the construction of the third pipe line from Tansa. Provision is also to be made for the filtration of the Tansa water in the vicinity of the Lake.

At present the water supply from all sources is unfiltered.

Drainage.—Reference was made in some detail in my last Report to the gravity of the insanitary conditions which result from the inadequacy of the present sewer system and the continuance of the old insanitary basket privies. No progress has been made in the past year and the position remains now what it was ten years ago, except in so far as it is year by year aggravated by the steady increase in the population.

HOUSING.

Insanitary Areas.—The action taken by the City Improvement Trust in regard to insanitary areas represented by the Municipal Commissioner under Section 24 of the Bombay Improvement Trust Act, 1898, is shown in the following summary statement:—

| Insanitary Areas. | Extent in acres. | Date Re-presented. | Progress made with Improvement Schemes. |
|------------------------|------------------|--------------------|---|
| Mandvi Koliwada.. .. | 6 | 1901 | Scheme completed. |
| Bhatwadi | 2 | 1907 | " " " |
| Kalapani | 4 | 1905 | Nearing completion. |
| Tank Pakhady (a) | 5 | 1905 | " " " |
| Second Nagpada | 27 | 1905 | " " " |
| Nowroji Hill | 34 | 1905 | " " " |
| Memonwada | 8 | 1905 | " " " |
| Tulsirampada | 6 | 1913 | Properties acquired. |
| Sewri Koliwada | 6 | 1916 | Properties being acquired. |
| Kolbhatwadi | 3 | 1905 | " " " |
| Guzri Bazaar | 4 | 1905 | " " " |
| Worli | 48 | 1914 | " " " |
| Fort North (b) | 50 | 1903 | Scheme not yet undertaken. |
| Umerkhadi | 6 | 1905 | " " " |
| Madanpura (c) | 12 | 1905 | " " " |
| Telwadi | 4 | 1905 | " " " |
| Middle Colaba | 7 | 1905 | " " " |
| Kamathipura | 63 | 1905 | " " " |
| Ghorupdeo.. .. . | 13 | 1908 | " " " |

(a) The Tank Pakhady area represented as insanitary in 1905 covered 4½ acres. The district in this area being dealt with by the Improvement Trust covers 1·8 acres and is included in Scheme No. 32.

(b) Fort North has been represented three times in 1903, 1908 and 1910.

(c) Madanpura was included by the Trustees in a scheme which was not sanctioned by Government.

The completion of a scheme for dealing with an insanitary area, entails the acquisition and demolition of insanitary or obstructive buildings and the provision of new dwellings for the persons displaced in the execution of the general scheme for the improvement of the district.

From the above tabular statement it will be seen that out of 19 insanitary areas represented in the years 1905-1916 seven have been dealt with by schemes which are either complete or nearing completion. In five cases the properties in the areas represented have either been acquired or are being acquired by the Trustees as a preliminary step in the execution and completion of improvement schemes.

In seven cases no scheme has yet been undertaken.

In addition to the above areas, a list of " insanitary areas whose improvement was urgently required " was forwarded in 1916 to the Chairman of the Trust, with a letter from the Commissioner No. 28381 and dated 18th November. The areas mentioned were : (i) Mahim, Kapad Bazaar, (ii) Saitan Chowky, (iii) Mori Road, (iv) Trimbak Parsharam Street, (v) Falkland Road, (vi) Trinity Street, (vii) Nana's Wadi, (viii) Sonapur, (ix) Piru Lane and (x) Wadala Village.

The letter referred to was not accepted as an official representation by the Trustees and it has been agreed that these ten areas should accordingly not be included among the insanitary areas officially represented under Section 24 of the Improvement Act.

Wadala Village has been included by the Trust in Scheme No. 57 and the houses in the village are now being acquired. In the nine remaining areas no action has been taken. As regards the prospect of further progress being made with the demolition of insanitary dwellings, the Chairman of the Trust in his Report for the year ending 31st March 1920 pointed out that Rs. 122 lakhs were available for the purpose and suggested (*vide* pp. 118-120) that the Corporation might name some small area that could be dealt with, without exceeding the funds available.

In the report for the year ending 31st March 1921, the estimate of the value of the profits has however been reduced from Rs. 122 lakhs to Rs. 72 lakhs and the reduced profits instead of being described as available for use in dealing with insanitary areas are merely referred to as constituting security for the repayment of loans.

For the present it would accordingly appear that the policy of the Trust is to concentrate on the erection of new dwellings for the working classes until homes are available for the occupants of the represented areas which remain to be dealt with.

Provision of New Dwellings.—Since the year 1898, the Trust has provided 21,387 new tenements as against 24,428 tenements demolished.

During the year 1920-1921, 2,165 new tenements were provided and 673 only were demolished, the net gain to the City being 1,492 new tenements.

Since the end of the year 1919, the following progress has been made in the provision of chawls containing single room tenements for the Municipal labour staff :—

Number of Rooms—

| | | | | | | | |
|--|----|----|----|----|----|----------|-------|
| Completed and occupied | .. | .. | .. | .. | .. | .. | 532 |
| Under construction | .. | .. | .. | .. | .. | .. | 275 |
| Provided for in next year's Budget | .. | .. | .. | .. | .. | .. | 253 |
| Plans prepared, but funds not yet provided | .. | .. | .. | .. | .. | .. | 395 |
| | | | | | | | 1,455 |
| | | | | | | Total .. | 1,455 |

The construction of the above rooms has been carried out in pursuance of the policy of the Corporation which aims at the provision of 8,000 tenements in all for their employés.

Under the Development Directorate Scheme, 50,000 new tenements will ultimately be provided.

In the Naigam, DeLisle Road and Worli areas, work on 95 chawls containing 7,600 tenements was in active progress at the end of the year and land is already in possession of the Directorate which will eventually accommodate 195 chawls or 15,600 tenements.

The tenements completed during the year numbered 720.

WORK OF THE DEPARTMENT.

I held the duties of the Executive Health Officer throughout the year 1921.

Dr. Sorab C. Hormusji, as First Senior Assistant Health Officer in the supervision of all branches of the Department both indoor and outdoor has rendered valuable service throughout the year.

On September 14th, the post of Second Senior Assistant Health Officer, which had lapsed in the Reorganisation Scheme was restored, and has been ably filled by Dr. K. B. Shroff.

Khan Bahadur N. H. Choksy, C.I.E., M.D., retired on 1st August 1921 after 30 years' service in charge of the Municipal Hospitals for Infectious Disease. All those who have been in touch with Dr. Choksy and who have been in a position to witness the untiring energy, devotion and organising power with which he carried out his duties will realise how well earned has been the decoration which was bestowed upon him on his retirement.

His place has been filled by Dr. P. T. Patel, M.R.C.P. (Lond.), who was appointed Medical Superintendent of the Municipal Hospitals for Infectious Disease on 1st August 1921.

Reference was made in my last Report to the loss sustained by the Department through the untimely death of Dr. L. L. Joshi, Municipal Analyst.

The vacancy was filled on 17th January 1921, by the appointment as Municipal Analyst of Dr. C. Coutinho, who has carried out the duties of the post successfully during the year.

The clerical work at the Head Office has been satisfactorily carried out under the Chief Clerk, Mr. J. P. DeSouza. The work of Registration and Tabulation of Births and Deaths has been effectively performed by Mr. G. R. Purandare, who has succeeded in overtaking the considerable arrears in copying which existed on his appointment in charge of Registration.

Mr. A. C. Higgins, the Conservancy Superintendent, has dealt successfully with the conservancy work of the City and has shown his usual capacity for handling effectively the large labour staff under him.

To the Assistant Health Officers not mentioned by name and to the remainder of the staff, both indoor and outdoor, I beg to take this opportunity of tendering my thanks for the loyal and efficient service they have rendered during the year.

PUBLIC HEALTH DEPARTMENT,
MUNICIPAL OFFICES,
BOMBAY, 25th May 1922. }

J. E. SANDILANDS,
M.D., D.P.H.,
Executive Health Officer.

APPENDIX.

REPORT OF THE ARTHUR ROAD HOSPITAL FOR THE YEAR 1921.

I.—STAFF.

I took over the charge of the Hospital from Khan Bahadur Dr. N. H. Choksy, C.I.E., on the 1st August 1921.

The permanent staff of the Hospital comprised the Medical Superintendent, two Medical Assistants and three Nursing Sisters.

Seven temporary Nurses were engaged during the early part of the year owing to the increase in Small-pox and Cerebro-spinal Meningites patients.

II.—GENERAL STATISTICS.

TABLE I.

| | Small-pox. | Chicken-pox. | Measles. | Cholera. | Relapsing Fever. | Influenza. | Whooping Cough. | Cerebro-spinal Meningites. | Diphtheria. | Mumps. | General Diseases. | TOTAL. |
|---|------------|--------------|----------|----------|---------------------|------------|--------------------|-------------------------------|-------------|--------|----------------------|--------|
| Patients remaining in the Hospital on the 31st De- cember 1920 at 8 p.m. .. | 7 | .. | .. | .. | .. | 3 | .. | .. | .. | .. | 1 | 11 |
| Admitted from 1st January to 31st December 1921.. | 542 | 109 | 77 | 44 | 1 | 2 | 2 | 80 | 1 | 1 | 93 | 952 |
| Total treated | 549 | 109 | 77 | 44 | 1 | 5 | 2 | 80 | 1 | 1 | 94 | 963 |
| Discharged | 413 | 107 | 73 | 24 | .. | 5 | 2 | 15 | 1 | 1 | 79 | 720 |
| Died | 134 | .. | 4 | 20 | 1 | .. | .. | 62 | .. | .. | 15 | 236 |
| Mortality rate per cent. .. | 24·3 | .. | 5·1 | 45·4 | 100·0 | .. | .. | 77·5 | .. | .. | 15·9 | 24·5 |
| Patients remaining in the Hospital on the 31st De- cember 1921 at 8 p.m. | 2 | 2 | .. | .. | .. | .. | .. | 3 | .. | .. | .. | 7 |

TABLE I.

The total number of admissions during the year was 952 as compared with 1,001 in the year 1920.

The total average daily number of patients was 43·4. The average weekly cost per patient was Rs. 14-11-3 as shown below :—

| | |
|---------------------|-----------|
| | Rs. a. p. |
| Diets | 8 0 4 |
| Medicines | 2 15 4 |
| Clothing | 2 0 11 |
| Disinfectants | 0 5 4 |
| Stores | 1 5 4 |
| Total .. | 14 11 3 |

Death Rate.—The fatality rate for all diseases was 24·5 per cent. as compared with 13·9 per cent. last year. The increase is due to high mortality amongst Cholera and Cerebro-spinal Meningites patients.

Post Mortem Examinations.—Four Autopsies on Cerebro-spinal Meningites cases were performed to see the morbid condition of the brain and spinal canal, and in two cases a great amount of Serous Fluid was found, and in two cases pus was detected.

European and Anglo-Indian Patients.—The total number of admissions among European and Anglo-Indian patients was forty-three, they were distributed as follows:—37 Small-pox, 4 Cholera, 1 Measles and 1 Observation case. There were 5 deaths in 29 Vaccinated and 6 deaths among 8 Unvaccinated cases; out of 4 Cholera cases 2 recovered and two died.

Military Patients.—Military admissions totalled 23 only, as compared with 32 last year and comprised the following diseases :—

TABLE II.

| Diseases. | Admissions. | Deaths. | Recoveries | Case mortality rate per cent. |
|----------------------------------|-------------|---------|------------|-------------------------------|
| Small-pox | 9 | ... | 9 | ... |
| Chicken-pox | 6 | ... | 6 | ... |
| Measles | 4 | ... | 4 | ... |
| Cerebro-spinal Meningites | 1 | 1 | ... | 100·0 |
| Other Diseases | 3 | ... | 3 | ... |
| Total | 23 | 1 | 22 | 4·3 |

The fees recoverable from the Government for their treatment approximated to Rs. 573-12-0.

Accommodation.—The following table shows the total number of beds in the Hospital in normal times.

TABLE III.

| Section. | Number of wards. | Beds per ward. | Total beds. |
|-----------------------|------------------|----------------|-------------|
| Indian | 6 | 22 | 132 |
| European (old) | 2 | 14 | 28 |
| „ (new) | 2 | 14 | 28 |
| Total | 10 | ... | 188 |

III. DISEASES.

Small-pox.—Small-pox prevailed throughout the year except in the month of November when there was no admission. The highest admissions, viz., 165 and 131, were in the months of March and April respectively, the admissions began to decline from May, leaving only two in December. There was a slight increase in the total admissions than last year. Four autogenous vaccines were prepared from the discharge of Small-pox patients.

The Vaccinal Condition of Small-pox Patients.—There were 299 vaccinated patients as compared with 243 unvaccinated. All the vaccinated persons had been vaccinated once during infancy with the exception of a few military patients who were revaccinated.

The following statement compares the vaccinal condition of patients and the rate of their case mortality during the year as contrasted with the ten previous years.

TABLE IV.

| Year. | Vaccinated. | | Unvaccinated. | |
|-------------|-------------|-------------------------------|---------------|-------------------------------|
| | Admissions. | Case mortality rate per cent. | Admissions. | Case mortality rate per cent. |
| 1911 | 202 | 10·8 | 138 | 39·8 |
| 1912 | 426 | 16·9 | 232 | 40·5 |
| 1913 | 132 | 13·1 | 71 | 36·6 |
| 1914 | 182 | 19·2 | 101 | 33·6 |
| 1915 | 267 | 12·3 | 173 | 36·9 |
| 1916 | 801 | 13·7 | 341 | 32·3 |
| 1917 | 234 | 12·3 | 195 | 26·6 |
| 1918 | 833 | 12·4 | 578 | 38·5 |
| 1919 | 357 | 10·0 | 325 | 40·9 |
| 1920 | 306 | 10·5 | 214 | 37·8 |
| 1921 | 299 | 11·7 | 243 | 40·7 |

The Vaccinal Condition of Children under 10 Years of Age.—The vaccinal condition of children under ten years of age who were admitted for and died of Small-pox during the year is as follows :—

TABLE V.

| Period. | Vaccinated. | | | | Unvaccinated. | | | |
|----------------------|-------------|-------|-----------|-------------------------------|---------------|-------|------------|-------------------------------|
| | Admissions | Died. | Recovered | Case mortality rate per cent. | Admissions | Died. | Recovered. | Case mortality rate per cent. |
| 1 to 6 months | 2 | 1 | 1 | 50.0 | 5 | 4 | 1 | 80.0 |
| 6 to 12 „ | 8 | ... | 3 | ... | 6 | ... | 6 | ... |
| 1 to 5 years | 8 | 2 | 6 | 25.0 | 36 | 17 | 19 | 47.2 |
| 5 to 10 „ | 13 | 1 | 12 | 7.6 | 30 | 14 | 16 | 46.6 |
| Total | 26 | 4 | 22 | 15.3 | 77 | 35 | 42 | 45.5 |

Cholera.—There were no cases of Cholera during the early period of the year. There was one admission on the 30th of April. May and June contributed one and five respectively; July and August showed fifteen each. There were seven admissions in September. Thus in all there were forty-four cases treated this year with the case mortality of 45.4 per cent. compared with 150 admissions with case mortality of 65.3 per cent. during the last year. The stools of all Cholera cases were examined bacteriologically by the Municipal Analyst and in 33 cases Cholera vibrios were detected.

There are no changes made in the treatment except that the old method of giving subcutaneous injections of Hypertonic Saline has been substituted by more rapid and efficient intravenous injections. The following statement compares the racial mortality among Cholera-patients :—

TABLE VI.

| Races. | Admissions. | Deaths. | Recoveries | Case mortality rate per cent. |
|------------------------------------|-------------|---------|------------|-------------------------------|
| Hindus | 20 | 10 | 10 | 50.0 |
| Musalmans | 11 | 4 | 7 | 36.3 |
| Europeans and Anglo-Indians | 4 | 2 | 2 | 50.0 |
| Parsees | 2 | 1 | 1 | 50.0 |
| Christians and Other Castes | 7 | 3 | 4 | 42.8 |
| Total | 44 | 20 | 24 | 45.4 |

Cerebro-spinal Meningites.—Cerebro-spinal Meningites was more or less in the epidemic form during this year. There were eighty admissions compared with only three admissions in the last year. Most of these cases were taken to J. J. hospital and G. T. hospital as roadside cases, and they were afterwards transferred to this Hospital. In very few cases the history and other particulars of the illness could be obtained, as most of the patients were admitted in an unconscious state and had no relations.

The admissions began from April, and this was the heaviest month contributing thirty-five out of eighty cases. May to December contributed at the rate of five to seven per month. Almost all the cases had an acute attack of the disease except a few persons who were admitted in sub-acute stage. Most of the cases belonged to the lower class of the population and their location

could not be traced. They comprised seventy-seven males, two females and one child. In addition to the above, forty-three patients were treated at the Maratha Plague Hospital. The following statement compares the racial mortality among eighty Cerebro-spinal meningites patients :—

TABLE VII.

| Races. | Admissions. | Deaths. | Recoveries. | Case mortality rate per cent. |
|--------------------|-------------|---------|-------------|-------------------------------|
| Hindus | 57 | 46 | 11 | 87·0 |
| Musalmans | 14 | 10 | 4 | 71·4 |
| Christians | 9 | 6 | 3 | 66·6 |
| Total | 80 | 62 | 18 | 77·5 |

No treatment of the disease seemed efficacious except in a few cases who were brought to the hospital immediately after the onset of the disease, serum treatment had good effects. Twenty cases were treated with Antimeningococcus Serum Intraspinaly with seven recoveries. Fifty-two Lumbar Puncture operations were performed and the serum was injected intrathecally by gravity method.

Cerebrospinal Meningites cases treated during the early stage by serum. (Polyvalent antimeningococcus serum from Lister Institute.)

| Serial number. | Duration of illness. | Amount of cerebro-spinal fluid drawn in c.c's. | | | | Antimeningococcus serum injected in c.c's. | | | | Bacteriological findings. | Died- or recovered + |
|----------------|----------------------|--|------|------|------|--|------|------|------|--|----------------------|
| | | c.c. | c.c. | c.c. | c.c. | c.c. | c.c. | c.c. | c.c. | | |
| 1 | 6 | 10 | 15 | .. | .. | 10 | 20 | .. | .. | Polymorphonuclear cells and Albumin. | + |
| 2 | 20 | 30 | 40 | 30 | 10 | 25 | 25 | 30 | 10 | Do. do. .. | — |
| 3 | 4 | 30 | .. | .. | .. | 28 | .. | .. | .. | Do. do. .. | + |
| 4 | 20 | 60 | 30 | 30 | 35 | 25 | 25 | 25 | 20 | | — |
| 5 | 15 | 30 | .. | .. | .. | 25 | .. | .. | .. | Polymorphonuclear cells and Albumin. | — |
| 6 | 4 | 30 | 15 | 30 | .. | 15 | 15 | 30 | .. | Diplococcus intracellularis (Meningococcus) Polymorphonuclear cells and Albumin. | — |
| 7 | 20 | 30 | 20 | 40 | 70 | 10 | 10 | 30 | 30 | Polymorphonuclear cells and Albumin. | — |
| 8 | 2 | 60 | 60 | 30 | 50 | 28 | 30 | 28 | 30 | Do. do. .. | — |
| 9 | 10 | 60 | 30 | .. | .. | 30 | 30 | .. | .. | Diplococcus intracellularis (Meningococcus) | — |
| 10 | 6 | 25 | 30 | 30 | 60 | 30 | 30 | 30 | 30 | Polymorphonuclear cells .. | — |
| 11 | 5 | 60 | 20 | .. | .. | 30 | 30 | .. | .. | Polymorphonuclear cells and Albumin. | + |
| 12 | 6 | 30 | .. | .. | .. | 25 | .. | .. | .. | Do. do. .. | + |
| 13 | 4 | 50 | 15 | .. | .. | 30 | 20 | .. | .. | Do. do. .. | + |

Twenty-nine specimens of cerebro-spinal fluid were examined, fourteen of which showed intracellular gram negative diplococci (Meningococci) Polymorphonuclear cells and albumin.

Table showing the Class and Number of Patients treated jointly at the Arthur Road Infectious Diseases Hospital and Maratha Plague Hospital during the last twenty years, viz., 1902 to 1921.

| Disease. | 1902 | 1903 | 1904 | 1905 | 1906 | 1907 | 1908 | 1909 | 1910 | 1911 | 1912 | 1913 | 1914 | 1915 | 1916 | 1917 | 1918 | 1919 | 1920 | 1921 | Total. |
|------------------------------|-------|-------|-------|-------|-------|-------|-------|-------|-------|-------|-------|-------|-------|-------|-------|-------|-------|-------|-------|-------|--------|
| Small-pox | 162 | 673 | 476 | 1,450 | 208 | 102 | 828 | 413 | 685 | 340 | 658 | 203 | 283 | 440 | 1,142 | 429 | 1,508 | 798 | 520 | 542 | 11,860 |
| Chicken-pox | 69 | 75 | 40 | 52 | 48 | 27 | 84 | 56 | 43 | 60 | 53 | 140 | 34 | 106 | 178 | 118 | 200 | 148 | 94 | 109 | 1,734 |
| Measles | 41 | 78 | 22 | 30 | 85 | 3 | 67 | 6 | 105 | 87 | 51 | 23 | 71 | 44 | 64 | 81 | 71 | 127 | 41 | 77 | 1,174 |
| Cholera | 10 | 4 | 85 | 9 | 239 | 101 | 34 | 138 | 36 | 39 | 475 | 52 | 137 | 16 | 122 | 42 | 507 | 1,103 | 153 | 44 | 3,346 |
| Plague | 1,284 | 1,395 | 1,106 | 1,398 | 965 | 621 | 618 | 608 | 440 | 565 | 238 | 392 | 440 | 135 | 411 | 476 | 335 | 189 | 123 | 239 | 12,078 |
| Relapsing Fever | 486 | 275 | 139 | 424 | 813 | 380 | 284 | 123 | 41 | 1 | 2 | 1 | 1 | .. | 2 | 7 | 24 | 458 | 82 | 151 | 3,694 |
| Mumps | 4 | 4 | 4 | 4 | 22 | 6 | 2 | 9 | 2 | 76 | 12 | 20 | 6 | 22 | 162 | 171 | 236 | 46 | 91 | 64 | 963 |
| Whooping Cough | .. | .. | 3 | .. | 3 | 1 | .. | 4 | 15 | 10 | 9 | 2 | 9 | 15 | .. | .. | 21 | 2 | 2 | 2 | 98 |
| Erysipelas | .. | .. | 22 | 14 | 14 | 26 | 31 | 28 | 33 | 24 | 13 | 22 | 8 | 11 | 7 | 10 | 6 | 3 | 8 | .. | 280 |
| Typhoid Fever | .. | 5 | 7 | 6 | 2 | 8 | 11 | 1 | 3 | 2 | 3 | 4 | 1 | .. | .. | .. | .. | 2 | .. | .. | 55 |
| Typhus Fever | .. | .. | .. | .. | .. | .. | .. | .. | .. | .. | .. | .. | .. | .. | .. | 1 | .. | .. | .. | .. | 1 |
| Cerebro-spinal Fever | .. | .. | .. | .. | .. | .. | .. | .. | .. | .. | 4 | 7 | 6 | 4 | 5 | 8 | .. | 12 | 23 | 123 | 192 |
| Scarlet Fever | .. | .. | .. | .. | .. | .. | .. | .. | .. | .. | .. | .. | .. | 1 | 1 | .. | .. | .. | .. | .. | 2 |
| Diphtheria | .. | .. | .. | .. | .. | .. | .. | .. | .. | .. | .. | .. | .. | 1 | 1 | 2 | 2 | 1 | .. | 1 | 8 |
| Chigger | .. | .. | .. | .. | .. | .. | .. | .. | .. | .. | .. | .. | .. | 14 | 334 | 1 | .. | .. | 1 | .. | 350 |
| Influenza | .. | .. | .. | .. | .. | .. | .. | .. | .. | .. | .. | .. | .. | .. | .. | .. | 1,520 | 258 | 295 | 72 | 2,145 |
| General Diseases | 464 | 349 | 343 | 228 | 230 | 245 | 332 | 306 | 327 | 359 | 327 | 355 | 286 | 228 | 326 | 401 | 201 | 516 | 356 | 513 | 6,692 |
| Total | 2,520 | 2,858 | 2,247 | 3,615 | 2,629 | 1,520 | 2,291 | 1,692 | 1,730 | 1,563 | 1,845 | 1,221 | 1,282 | 1,037 | 2,755 | 1,747 | 4,631 | 3,663 | 1,789 | 2,037 | 44,672 |

ARTHUR ROAD HOSPITAL,
BOMBAY, 28th April 1922.

P T. PATEL, M.D. (Lond.), M.R.C.P. (Lond.),
D.T.M. & H. (Camb.), F.C.P.S.
Medical Superintendent, Arthur Road Hospital.

REPORT OF THE MARATHA PLAGUE HOSPITAL FOR THE YEAR 1921.

I.—THE STAFF.

I took over the charge of the Hospital from Khan Bahadur Dr. N. H. Choksey, C.I.E., on the 1st August 1921.

The permanent staff of the Hospital comprised the Medical Superintendent, two Medical Assistants and three Nursing Sisters. The services of three (Municipal District) Nurses were temporarily entertained during the early part of the year owing to the increase in Plague and Relapsing Fever patients.

II.—GENERAL STATISTICS.

| | Plague. | Relapsing Fever. | Influenza. | Pneumonia. | Cerebro-spinal Meningitis. | Mumps. | Other Diseases. | Total. |
|---|---------|------------------|------------|------------|----------------------------|--------|-----------------|--------|
| Patients remained in the hospital on the 31st December 1920 at 8 p.m. | .. | .. | 1 | .. | .. | 10 | 3 | 14 |
| Admitted from 1st January 1921 to 31st December 1921 | 339 | 150 | 69 | 85 | 43 | 53 | 332 | 1,071 |
| Total treated | 339 | 150 | 70 | 85 | 43 | 63 | 335 | 1,085 |
| Discharged | 77 | 97 | 37 | 45 | 12 | 50 | 208 | 616 |
| Died | 262 | 48 | 31 | 38 | 31 | 3 | 29 | 442 |
| Mortality per cent. | 77.2 | 32.0 | 44.2 | 44.7 | 72.1 | 5.0 | 8.6 | 40.7 |
| Patients remaining in hospital on the 31st December 1921 at 8 p.m. | .. | 5 | 1 | 2 | .. | .. | 5 | 13 |

The total number of admissions during the year was 1,071 as compared with 788 in 1920.

The total daily average of the patients was 30.7. The average weekly cost per patient was Rs. 14-5-3 as shown below :—

| | Rs. | a. | p. |
|-------------------------|-----|----|----|
| Medicine | 4 | 2 | 6 |
| Diets | 7 | 0 | 0 |
| Clothing | 2 | 2 | 5 |
| Disinfectants | 0 | 1 | 9 |
| Stores | 0 | 14 | 7 |
| Total | 14 | 5 | 3 |

Death Rate.—The fatality rate for all diseases was 40.7 per cent. as compared with 35.4 per cent. in the previous year. The increase was due to high mortality among Plague patients.

Post-mortem Examinations.—Two post-mortem examinations were performed to see the morbid condition of the intestines.

European and Anglo-Indian Patients.—The total number of admissions among European and Anglo-Indian patients was 6 ; they were distributed as follows:—

5 Plague and 1 Relapsing Fever. Among the above 5 Plague cases there were 2 deaths and 3 recoveries.

Military Patients.—Military admissions totalled 21, as compared with 2 during the previous year, and comprised the following diseases :—

| Diseases. | Admissions. | Deaths. | Recoveries. | Mortality rate per cent. |
|----------------|-------------|---------|-------------|--------------------------|
| Plague | 2 | | 2 | |
| Mumps | 19 | | 19 | |
| Total .. | 21 | | 21 | |

The fees recoverable from Government for their treatment approximated to Rs. 557-4-0.

Accommodation.—The following table shows the total number of beds in the hospital in normal times :—

| Section. | Number of wards. | Beds per ward. | Total Beds. | Remarks. |
|-------------------|------------------|----------------|-------------|--------------------------------|
| Permanent | 5 | 16 | 80 | Counted on 100 sq. feet bases. |
| Temporary | 2 | 13 | 26 | |
| Total .. | 7 | | 106 | |

III.—DISEASES.

Plague.—There were continuous admissions of patients suffering from Plague during February to September, the highest admissions were 150 and 65 in the months of April and May respectively, and began to decline gradually from September, leaving one in November and December. There was an increase in the admissions by about 175 per cent. more than the number in the previous year. As regards treatment, Collosol Iodine was mainly used subcutaneously in 10 to 20 c.c. doses near the site of the buboes once daily.

Among the total number of Plague admissions the following cases were observed with secondary complications and are summed up showing the mortality rates:—

| Complications. | Numbers. | Died. | Recovered. | Mortality rate per cent. |
|---------------------|----------|-------|------------|--------------------------|
| Pneumonia | 10 | 7 | 3 | 70·0 |
| Convulsions | 8 | 7 | 1 | 87·5 |
| Total .. | 18 | 14 | 4 | 77·7 |

List of Minor Operations.

| | Numbers. | Died. | Recovered. | Mortality rate per cent. |
|------------------------------------|----------|-------|------------|--------------------------|
| Incisions of Plague Buboes | 44 | 3 | 41 | 6·8 |
| Excisions of Plague Necrosis | 16 | 12 | 4 | 75·0 |
| Total | 60 | 15 | 45 | 25·0 |

During the year under report three autogenous vaccines were prepared--2 from pus from the buboes and 1 from urine--by the Bombay Bacteriological Laboratory and the Municipal Laboratory. Other bacteriological investigations carried out in Plague were as follows:—

| Specimen. | Numbers. | Negative. | Positive. |
|-------------------------|----------|-----------|-----------|
| Blood Cultures | 60 | 48 | 12 |
| Blood Smears | 6 | 6 | |
| Pus from Buboes | 9 | 7 | 2 |

Relapsing Fever.—The admissions numbered 150 as compared with 73 in 1920, the mortality rate being 32 per cent. The admissions remained continuous throughout the year excepting the month of November. As to the treatment observations were conducted with Neosalvarsan in some cases and the results obtained were very satisfactory. 85 smears of blood were examined for spirillum of relapsing fever in the Municipal laboratory; 15 were found positive, while 22 positive cases were admitted from other hospitals.

Influenza.—There were 69 admissions with 31 deaths during the early part of the year, *i.e.*, January to April. The highest admissions were in the month of March. Almost all the cases were found to be complicated with Pneumonia. 5 patients were injected with Influenza Pneumonia prophylactic vaccine, in the early stages and it had good effect in bringing down the temperature and shortening the duration of illness.

Cerebro-spinal Meningitis.—There were 43 cases of this during the early part of the year, *i.e.*, January to April showing 31 deaths and 12 recoveries with mortality rate of 72·1 per cent., subsequent to the above period the cases of this disease have been and are being treated at the Arthur Road Hospital. Necessary information as to the line of treatment has been included in the report of the Arthur Road Hospital.

Table showing the number of bacteriological examinations made at the Municipal and Bombay Bacteriological Laboratory:—

| Examinations of | Total. | Positive. | Negative. |
|--|--------|-----------|-----------|
| Blood for Malaria | 120 | 31 | 89 |
| „ „ Typhoid (widal reaction) | 11 | | 11 |
| Blood Count (differential) | 35 | | --- |
| Sputum for Tubercle Bacilli | 5 | 2 | 3 |
| Stools for Typhoid | 5 | | 5 |
| „ „ Dysentery | 8 | | 8 |
| Cerebro-Spinal Fluid for Meningitis .. | 2 | 1 | |

Table showing the number of samples sent to Municipal Analyst for analysis during the year :—

| | | |
|--|---|---------------------|
| Analysis of Drug samples | 4 | } All satisfactory. |
| Do. Milk ,, | 4 | |
| Urine Chemical and Microscopical | 3 | |

Municipal Fire Brigade.—The following Table indicates the number of employes that received treatment as in-patients for various diseases during the year :—

| Diseases. | Total admissions. | Deaths. | Recoveries. | Mortality rate per cent. |
|-------------------------|-------------------|----------|-------------|--------------------------|
| Malaria | 84 | | 84 | |
| Influenza | 14 | 2 | 12 | 14.28 |
| Pneumonia | 6 | 2 | 4 | 33.3 |
| Bronchitis | 1 | | 1 | |
| Contusions | 8 | | 8 | |
| Contused Wound | 3 | | 3 | |
| Mumps | 2 | | 2 | |
| Guinea Worm | 1 | | 1 | |
| Dysentery | 2 | | 2 | |
| Eczema | 1 | | 1 | |
| Tetanus | 1 | 1 | | 100 |
| Relapsing Fever | 1 | | 1 | |
| Cellulitis | 1 | | 1 | |
| Rheumatism | 1 | | 1 | |
| Total | 126 | 5 | 121 | 4.0 |

Besides a large number of them were treated as out-patients.

P. T. PATEL, M.D., M.R.C.P.(Lond.), D.T.M. & H. (Camb.),

F.C.P.S., (Bom.)

Dated, 28th April 1922.

Medical Superintendent.

REPORT OF WORK DONE IN THE MUNICIPAL LABORATORY DURING 1921.

The total number of samples examined during the year was 3,095, as compared with 2,970 in 1920. Out of these, 1,745 samples were examined chemically, and 1,350 bacteriologically. In 1920 the total number of chemical samples was 1,532, and of bacteriological samples 1,438. There has been a change henceforward in the manner of counting the bacteriological samples, each sample being reckoned as one, and not according to the number of individual tests performed as in previous years.

Chemical.

Out of 1,747 samples analysed chemically the following 1,177 were food stuffs:—

| | |
|------------------------|--------------|
| Milk | 1,006 |
| Ghee | 95 |
| Oils | 26 |
| Other food stuffs .. . | 50 |
| Total .. | 1,177 |

Milk.—Out of a total number of 1,006 samples of milk, 989 were sent by the Assistant Health Officers for legal purposes. 650 samples were found to be not genuine and the proportion of adulterated samples of milk thus amounted to 65·0 per cent. of the total number submitted.

Number of samples of milk submitted under Section 412 A of the Municipal Act.

| Received from | Total. | Genuine. | Not genuine. | Percentage of adulterated. |
|---|------------|------------|--------------|----------------------------|
| | | | | Per cent. |
| Assistant Health Officer, A & B Wards.. | 327 | 126 | 201 | 61·0 |
| " " " C & D " | 238 | 84 | 154 | 64·0 |
| " " " E Ward " | 169 | 82 | 87 | 51·0 |
| " " " F " | 125 | 24 | 99 | 80·0 |
| " " " G " | 132 | 23 | 109 | 82·0 |
| Total .. | 989 | 339 | 650 | 65·0 |

Out of 989 samples of milk examined for legal purposes 650 were found to be not genuine. Legal action was taken in 632 cases with the results shown in the following tabular statement:—

| Received from | Number of samples not genuine. | Number of prosecutions. | Number of convictions. | Cases withdrawn. | Fines. | | Total amount of fines. |
|---------------------------------------|--------------------------------|-------------------------|------------------------|------------------|------------|------------|------------------------|
| | | | | | Highest. | Lowest. | |
| Assistant Health Officer, A & B Wards | 201 | 183 | 171 | 12 | 55 | 1 | Rs. 4,366 |
| " " " C & D " | 154 | 157 | 129 | 28 | 100 | 4 | 3,014 |
| " " " E Ward | 87 | 100 | 73 | 26 | 100 | 1 | 2,090 |
| " " " F " | 99 | 92 | 81 | 11 | 100 | 4 | 2,566 |
| " " " G " | 109 | 100 | 91 | 5 | 100 | 2 | 3,293 |
| Total .. | 650 | 632 | 545 | 82 | ... | ... | 15,329 |

Ghee and Oils.

Out of 95 samples of ghee 32 were found to be not genuine and adulterated. 26 samples of oil were examined. Out of these 22 were sent by the Municipal Storekeeper.

Other Food-stuffs.

Of 53 samples of food-stuffs submitted, two were found to be unfit for human consumption.

Waters.

213 samples of water were examined. Out of these 201 were from the Public water supply, 11 were well waters, and one was taken from a cistern.

Pathological Samples for Diagnostic Purposes.

329 specimen of urine were chemically examined for diagnostic purposes.

The following is the list of miscellaneous samples submitted for analysis during the year:—

| | | | | | | | |
|------------------|----|----|----|----|----|----|----|
| Drugs | .. | .. | .. | .. | .. | .. | 4 |
| Chemicals | .. | .. | .. | .. | .. | .. | 4 |
| Pig lead | .. | .. | .. | .. | .. | .. | 3 |
| Stamping Ink | .. | .. | .. | .. | .. | .. | 2 |
| Lime | .. | .. | .. | .. | .. | .. | 3 |
| Wax | .. | .. | .. | .. | .. | .. | 3 |
| Bleaching Powder | .. | .. | .. | .. | .. | .. | 1 |
| Pesterine | .. | .. | .. | .. | .. | .. | 1 |
| Sludge | .. | .. | .. | .. | .. | .. | 1 |
| Total | .. | .. | .. | .. | .. | .. | 22 |

Results of the chemical analysis of Bombay waters:—

Parts per 100,000.

| Month (1921.) | Total solids. | Chlorine. | Free Ammonia. | Albuminoid Ammonia. | Nitrites. |
|--------------------------------|---------------|-----------|---------------|---------------------|-------------|
| <i>Waters from Tansa Lake.</i> | | | | | |
| January .. | 10·0 | 1·0 | <i>Nil.</i> | 0·009 | <i>Nil.</i> |
| Do. .. | 10·0 | 1·2 | <i>Nil.</i> | 0·010 | <i>Nil.</i> |
| February .. | 10·0 | 1·0 | <i>Nil.</i> | 0·010 | <i>Nil.</i> |
| Do. .. | 10·0 | 1·2 | <i>Nil.</i> | 0·010 | <i>Nil.</i> |
| March .. | 10·0 | 1·0 | <i>Nil.</i> | 0·022 | <i>Nil.</i> |
| Do. .. | 10·0 | 1·2 | <i>Nil.</i> | 0·018 | <i>Nil.</i> |
| April .. | 10·0 | 1·0 | <i>Nil.</i> | 0·011 | <i>Nil.</i> |
| Do. .. | 10·0 | 1·2 | <i>Nil.</i> | 0·017 | <i>Nil.</i> |
| May .. | 10·0 | 1·0 | 0·001 | 0·016 | <i>Nil.</i> |
| Do. .. | 11·0 | 1·3 | 0·001 | 0·012 | <i>Nil.</i> |
| June .. | 10·0 | 1·0 | <i>Nil.</i> | 0·013 | <i>Nil.</i> |
| Do. .. | 11·0 | 1·0 | <i>Nil.</i> | 0·011 | <i>Nil.</i> |
| July .. | 10·0 | 1·0 | <i>Nil.</i> | 0·011 | <i>Nil.</i> |
| Do. .. | 10·0 | 1·1 | <i>Nil.</i> | 0·010 | <i>Nil.</i> |
| August .. | 10·0 | 1·0 | <i>Nil.</i> | 0·008 | <i>Nil.</i> |
| Do. .. | 10·0 | 1·1 | <i>Nil.</i> | 0·008 | <i>Nil.</i> |
| September .. | 10·0 | 1·0 | <i>Nil.</i> | 0·008 | <i>Nil.</i> |
| Do. .. | 10·0 | 1·2 | <i>Nil.</i> | 0·010 | <i>Nil.</i> |
| October .. | 10·0 | 1·0 | <i>Nil.</i> | 0·013 | <i>Nil.</i> |
| Do. .. | 10·0 | 1·2 | <i>Nil.</i> | 0·012 | <i>Nil.</i> |
| November .. | 10·0 | 1·0 | <i>Nil.</i> | 0·009 | <i>Nil.</i> |
| Do. .. | 10·0 | 1·2 | <i>Nil.</i> | 0·012 | <i>Nil.</i> |
| December .. | 10·0 | 1·0 | <i>Nil.</i> | 0·010 | <i>Nil.</i> |
| Do. .. | 10·0 | 1·1 | <i>Nil.</i> | 0·011 | <i>Nil.</i> |

| Month (1921). | Total solids. | Chlorine. | Free Ammonia. | Albuminoid Ammonia. | Nitrites. |
|---------------------------------|---------------|-----------|---------------|---------------------|-------------|
| <i>Waters from Veihar Lake.</i> | | | | | |
| January | 11·0 | 1·3 | <i>Nil.</i> | 0·034 | <i>Nil.</i> |
| Do. | 11·0 | 1·4 | <i>Nil.</i> | 0·019 | <i>Nil.</i> |
| February | 11·0 | 1·4 | <i>Nil.</i> | 0·023 | <i>Nil.</i> |
| Do. | 11·0 | 1·4 | <i>Nil.</i> | 0·019 | <i>Nil.</i> |
| March | 11·0 | 1·3 | 0·002 | 0·048 | <i>Nil.</i> |
| Do. | 11·0 | 1·4 | <i>Nil.</i> | 0·043 | <i>Nil.</i> |
| April | 11·0 | 1·6 | 0·003 | 0·036 | <i>Nil.</i> |
| Do. | 11·0 | 1·4 | <i>Nil.</i> | 0·031 | <i>Nil.</i> |
| May | 11·0 | 1·4 | 0·001 | 0·037 | <i>Nil.</i> |
| Do. | 11·0 | 1·3 | 0·004 | 0·019 | <i>Nil.</i> |
| June | 12·0 | 1·4 | <i>Nil.</i> | 0·036 | <i>Nil.</i> |
| Do. | 11·0 | 1·4 | 0·004 | 0·019 | <i>Nil.</i> |
| July | 12·0 | 1·4 | <i>Nil.</i> | 0·018 | <i>Nil.</i> |
| Do. | 11·0 | 1·4 | <i>Nil.</i> | 0·030 | <i>Nil.</i> |
| August | 12·0 | 1·3 | <i>Nil.</i> | 0·018 | <i>Nil.</i> |
| Do. | 11·0 | 1·4 | <i>Nil.</i> | 0·017 | <i>Nil.</i> |
| September | 12·0 | 1·3 | <i>Nil.</i> | 0·030 | <i>Nil.</i> |
| Do. | 11·0 | 1·4 | <i>Nil.</i> | 0·024 | <i>Nil.</i> |
| October | 12·0 | 1·3 | <i>Nil.</i> | 0·030 | <i>Nil.</i> |
| Do. | 11·0 | 1·4 | <i>Nil.</i> | 0·024 | <i>Nil.</i> |
| November | 12·0 | 1·4 | <i>Nil.</i> | 0·024 | <i>Nil.</i> |
| Do. | 11·0 | 1·4 | 0·001 | 0·022 | <i>Nil.</i> |
| December | 12·0 | 1·4 | <i>Nil.</i> | 0·024 | <i>Nil.</i> |
| Do. | 11·0 | 1·4 | 0·001 | 0·022 | <i>Nil.</i> |
| <i>Waters from Tulsī Lake.</i> | | | | | |
| January | 11·0 | 1·3 | <i>Nil.</i> | 0·033 | <i>Nil.</i> |
| Do. | 11·0 | 1·4 | <i>Nil.</i> | 0·018 | <i>Nil.</i> |
| February | 11·0 | 1·4 | <i>Nil.</i> | 0·023 | <i>Nil.</i> |
| Do. | 11·0 | 1·4 | <i>Nil.</i> | 0·010 | <i>Nil.</i> |
| March | 10·0 | 1·3 | 0·001 | 0·025 | <i>Nil.</i> |
| Do. | 11·0 | 1·4 | 0·001 | 0·028 | <i>Nil.</i> |
| April | 11·0 | 1·3 | 0·002 | 0·033 | <i>Nil.</i> |
| Do. | 11·0 | 1·9 | <i>Nil.</i> | 0·015 | <i>Nil.</i> |
| May | 12·0 | 1·6 | 0·001 | 0·034 | <i>Nil.</i> |
| Do. | 11·0 | 1·4 | 0·001 | 0·037 | <i>Nil.</i> |
| June | 12·0 | 1·4 | <i>Nil.</i> | 0·044 | <i>Nil.</i> |
| Do. | 12·0 | 1·5 | 0·024 | 0·030 | <i>Nil.</i> |

| Month (1921). | Total solids. | Chlorine. | Free Ammonia. | Albuminoid Ammonia. | Nitrites. |
|---|---------------|-----------|---------------|---------------------|-------------|
| July | 12·0 | 1·5 | <i>Nil.</i> | 0·038 | <i>Nil.</i> |
| Do. | 11·0 | 1·4 | 0·010 | 0·038 | <i>Nil.</i> |
| August | 12·0 | 1·3 | <i>Nil.</i> | 0·031 | <i>Nil.</i> |
| Do. | 11·0 | 1·4 | <i>Nil.</i> | 0·014 | <i>Nil.</i> |
| September | 12·0 | 1·2 | <i>Nil.</i> | 0·016 | <i>Nil.</i> |
| Do. | 11·0 | 1·4 | <i>Nil.</i> | 0·019 | <i>Nil.</i> |
| October | 12·0 | 1·4 | <i>Nil.</i> | 0·021 | <i>Nil.</i> |
| Do. | 11·0 | 1·4 | <i>Nil.</i> | 0·022 | <i>Nil.</i> |
| November | 12·0 | 1·3 | <i>Nil.</i> | 0·025 | <i>Nil.</i> |
| Do. | 11·0 | 1·4 | <i>Nil.</i> | 0·030 | <i>Nil.</i> |
| December | 12·0 | 1·4 | <i>Nil.</i> | 0·024 | <i>Nil.</i> |
| Do. | 12·0 | 1·4 | 0·001 | 0·030 | <i>Nil.</i> |
| <i>Tansa waters taken at Ghatkopar Syphon Head.</i> | | | | | |
| July | 10·0 | 1·0 | <i>Nil.</i> | 0·008 | <i>Nil.</i> |
| Do. | 10·0 | 1·1 | <i>Nil.</i> | 0·009 | <i>Nil.</i> |
| August | 10·0 | 1·0 | <i>Nil.</i> | 0·009 | <i>Nil.</i> |
| Do. | 10·0 | 1·2 | <i>Nil.</i> | 0·007 | <i>Nil.</i> |
| September | 10·0 | 1·0 | <i>Nil.</i> | 0·005 | <i>Nil.</i> |
| Do. | 10·0 | 1·1 | <i>Nil.</i> | 0·009 | <i>Nil.</i> |
| October | 10·0 | 1·0 | <i>Nil.</i> | 0·008 | <i>Nil.</i> |
| Do. | 10·0 | 1·1 | <i>Nil.</i> | 0·010 | <i>Nil.</i> |
| November | 10·0 | 1·0 | <i>Nil.</i> | 0·008 | <i>Nil.</i> |
| Do. | 10·0 | 1·1 | <i>Nil.</i> | 0·007 | <i>Nil.</i> |
| December | 10·0 | 1·0 | <i>Nil.</i> | 0·009 | <i>Nil.</i> |
| Do. | 10·0 | 1·0 | <i>Nil.</i> | 0·009 | <i>Nil.</i> |
| <i>Vehar waters taken from 32" Vehar Main at Bhandarwada Reservoir.</i> | | | | | |
| August | 11·0 | 1·2 | <i>Nil.</i> | 0·017 | <i>Nil.</i> |
| Do. | 11·0 | 1·3 | <i>Nil.</i> | 0·015 | <i>Nil.</i> |
| September | 12·0 | 1·4 | <i>Nil.</i> | 0·014 | <i>Nil.</i> |
| Do. | 10·0 | 1·2 | <i>Nil.</i> | 0·015 | <i>Nil.</i> |
| October | 12·0 | 1·3 | <i>Nil.</i> | 0·018 | <i>Nil.</i> |
| Do. | 11·0 | 1·8 | <i>Nil.</i> | 0·015 | <i>Nil.</i> |
| November | 13·0 | 1·4 | <i>Nil.</i> | 0·021 | <i>Nil.</i> |
| Do. | 10·0 | 1·3 | <i>Nil.</i> | 0·017 | <i>Nil.</i> |
| December | 12·0 | 1·4 | <i>Nil.</i> | 0·021 | <i>Nil.</i> |
| Do. | 12·0 | 1·2 | <i>Nil.</i> | 0·015 | <i>Nil.</i> |

Tabular statement of samples received for chemical examination during the year 1921.

| Source of samples. | Milk. | Ghee. | Oil. | Food stuffs. | Tap Water. | Well Water. | Urine. | Drugs. | Chemicals. | Lime. | Bleaching powder. | Wax. | Pestifere. | Sludge. | Pig Lead. | Stamping Ink. | Beer. | Total. |
|---|-------|-------|------|--------------|------------|-------------|--------|--------|------------|-------|-------------------|------|------------|---------|-----------|---------------|-------|--------|
| Health Officer | 1 | .. | .. | 2 | .. | .. | .. | .. | 2 | .. | 1 | .. | .. | .. | .. | .. | .. | 6 |
| Assistant Health Officer, A and D Wards | 326 | 15 | 3 | 23 | 5 | 1 | 3 | .. | .. | .. | .. | .. | 1 | .. | .. | .. | .. | 377 |
| " " " C & D | 237 | 20 | 1 | 11 | .. | 3 | .. | .. | .. | .. | .. | .. | .. | .. | .. | .. | .. | 272 |
| " " " E Ward | 168 | 11 | .. | 5 | .. | 2 | 1 | .. | .. | .. | .. | .. | .. | .. | .. | .. | 1 | 188 |
| " " " F | 124 | 45 | .. | 10 | .. | 1 | .. | .. | .. | .. | .. | .. | .. | .. | .. | .. | .. | 130 |
| " " " G | 134 | 1 | .. | .. | 1 | .. | .. | .. | .. | .. | .. | .. | .. | .. | .. | .. | .. | 136 |
| Medical Superintendent of Hospitals | 4 | .. | .. | .. | .. | .. | 6 | 4 | 1 | .. | .. | .. | .. | .. | .. | .. | .. | 14 |
| Municipal Analyst & H. E. | .. | .. | .. | .. | 195 | .. | .. | .. | .. | .. | .. | .. | .. | .. | .. | .. | .. | 195 |
| Store-keeper | .. | .. | 22 | .. | .. | .. | .. | .. | .. | .. | .. | .. | .. | .. | 3 | .. | .. | 25 |
| Special Engineer | .. | .. | .. | .. | .. | .. | .. | .. | .. | 3 | .. | .. | .. | .. | .. | .. | .. | 3 |
| Superintendent of Licenses | .. | .. | .. | .. | .. | .. | .. | .. | 1 | .. | .. | 3 | .. | .. | .. | .. | .. | 4 |
| Superintendent of Gardens | 1 | 1 | .. | .. | .. | .. | .. | .. | .. | .. | .. | .. | .. | .. | .. | .. | .. | 2 |
| Superintendent of Markets | .. | .. | .. | 2 | .. | .. | .. | .. | .. | .. | .. | .. | .. | .. | .. | 2 | .. | 4 |
| Maternity Homes | .. | .. | .. | .. | .. | .. | 9 | .. | .. | .. | .. | .. | .. | .. | .. | .. | .. | 9 |
| M. O. Bholwada Sanatorium | 1 | .. | .. | .. | .. | .. | 1 | .. | .. | .. | .. | .. | .. | .. | .. | .. | .. | 2 |
| Private | 8 | .. | .. | .. | .. | 5 | 310 | .. | .. | .. | .. | .. | .. | .. | .. | .. | .. | 323 |
| Municipal Analyst | 2 | 2 | .. | .. | .. | .. | .. | .. | .. | .. | .. | .. | .. | 1 | .. | .. | .. | 5 |
| Total | 1,006 | 95 | 26 | 53 | 201 | †12 | 320 | 4 | 4 | 3 | 1 | 3 | 1 | 1 | 3 | 2 | 1 | 1,745 |

† Includes one cistern water.

Bacteriological.

1,350 samples were examined bacteriologically.

Milk.

14 samples of milk for cholera with negative results.
87 samples of milk for typhoid fever with negative results.

Water.

213 samples of water were examined, 207 being from the public water supply and 6 from other sources.

Of these, 123 from the public water supply and five from other sources, were examined for the total number of microbes per c.c., for Lactose Fermenters, and B.Coli (Houston) in various dilutions ranging from 0·001 c.c. to 50 c.c., and for Streptococci, B. Enteritides Sporogenes and for Cholera Vibrios with the following results:—

| | |
|---|------------|
| Number containing Lactose Fermenters and B. Coli (Houston) in from 0·001 to 50 c.c. | 128 |
| Number containing B. Enteritides Sporogenes, Cholera Vibrios or Streptococci | <i>nil</i> |
| Samples examined for total number of bacteria | 128. |

The remaining 85 samples were submitted by the Assistant Health Officers for examination for the presence of Cholera or Typhoid Bacilli, 84 being from the water taps and one from a well.

The results of the examinations made were as follows:—

53 samples for B. Typhosus with negative results.
32 samples for the Cholera Vibrio with negative results.

Stools.

73 stools were examined for Cholera Vibrios with negative results in 33 samples.
5 samples of stools were examined for B. Typhosus with negative results.
5 samples of stools were examined for amœbæ.

Calf-Lymph for Vaccination.

420 capillary tubes were examined for the presence of Pathogenic Micro-organisms with negative results.

Samples for Diagnostic Purposes.

152 blood smears for Malaria.
90 blood smears for Relapsing Fever.
6 blood smears for B. Pestis.
1 blood smear for B. Tetanus.
14 samples of blood for Widal's reaction.
35 blood smears for differential Count.
21 samples for Tubercle Bacilli.
5 samples of pus for the presence of Pathogenic Micro-organisms.
6 samples of pus for the identification of Pathogenic Microbes and preparation of Auto-Vaccines.
1 sample of pus for Entamoeba Coli.
31 samples of Cerebro Spinal Fluid for Meningococci, etc.
5 swabs for Diphtheria.
4 Urethral discharge for Gonococci.
2 smears from a Bubo for B. Pestis.
144 samples of Pork for Trichinæ.
1 Bacillary culture.
1 packet of sweets.

Disinfectants.

13 samples of disinfectants were examined to determine the carbolic acid coefficient.
1 sample of Cresol for Larvicidal proportion.

Central Disinfectant Depot.

| | | |
|---|---------|----------|
| The quantity of Phosphorus rat poison on hand on 1st January 1921 was | .. | 412 lbs. |
| Quantity prepared during the year | | 786 " |
| Quantity used during the year | | 560 " |
| Balance on hand on 1st January 1922. | | 638 " |

The preparation of Phosphorus rat poison has been discontinued.

Experiments were conducted as to the efficiency of various disinfectants as Larvicides and a tabular statement of the results obtained is appended.

Conclusions:—

(1) Pesterine and Kerosene act by forming a layer on the surface. Pesterine may be useful in treating very small puddles but not big pools and tanks as it has a great tendency on account of high density to collecting in one place.

(2) Kerosene is very efficacious for small and big pools but in 24 hours all the Kerosene is likely to evaporate.

(3) 90·0 per cent. of kerosene and 10·0 per cent. of pesterine forms a fluid which spreads evenly on the surface and is advisable for small and big pools.

(4) Amongst the coal tar disinfectants tried, in order of merit may be mentioned Hycol, Burra Dog, McDougal fluid and Cresol. The quantity to be used would depend on the volume of water.

Tabular statement:—

| Larvicide. | Dilution. | Effect. | | Rate per Gallon. | Cost. |
|-------------------------------------|-------------------------------------|---------------------------|-------------------------|------------------|-----------------------|
| | | Larvæ. | Pupæ. | | |
| | | | | Rs. a. p. | |
| Cresol | 1 in 2,000 | anopheles died in 45 mts. | culex died in 2½ hours. | 5 0 0 | |
| " | 1 in 5,000 | " " " 60 " | " 5 to 6 " | 5 0 0 | 6 pies per 5 c. ft. |
| " | 1 in 10,000 | culex " " 45 " | no effect | 5 0 0 | |
| " | 1 in 20,000 | " " " 60 " | " | 5 0 0 | |
| Kerosene | 3 ozs. per 10 sq. ft. surface area. | " " " 30 " | culex 45 minutes. | 0 13 0 | 3 pies per 10 sq. ft. |
| Pesterine | 18 ozs. | " " " 5 hours | no effect. | 0 6 6 | 9 pies " |
| Kerosene oil 90% + pesterine 10% | 2½ ozs. | " " " 20 mts. | culex 20 minutes. | 0 12 0 | 2½ pies " |
| Hycol | 1 in 2,000 | " 3 to 5 minutes | " 15 " | 4 8 0 | |
| " | 1 in 5,000 | " 5 to 8 " | " 45 " | 4 8 0 | 5·4 pies per 5 c. ft. |
| " | 1 in 10,000 | " 10 to 15 " | " 1 hour 10 minutes | 4 8 0 | |
| " | 1 in 20,000 | " 25 to 30 " | no effect | 4 8 0 | |
| Mc Dougal's fluid | 1 in 1,000 | " 5 " | culex 1 hour 10 mnts. | 2 12 0 | |
| " | 1 in 2,000 | " 9 " | " 2 hours | 2 12 0 | |
| " | 1 in 5,000 | " 14 " | No effect | 2 12 0 | 3·3 pies per 5 ft. |
| " | 1 in 10,000 | " 35 " | No effect | 2 12 0 | |
| Burra Dog | 1 in 1,000 | " 4 " | culex 1 hour | 3 0 0 | |
| " | 1 in 2,000 | " 10 " | " 1 hour 20 minutes. | 3 0 0 | |
| " | 1 in 5,000 | " 15 " | no effect | 3 0 0 | 3·6 pies per 5 c. ft. |
| " | 1 in 10,000 | " 55 " | no effect | 3 0 0 | |

CONSTANCIO COUTINHO

23rd March 1922.

DHY., B.S.C., L.M. & S.,

Municipal Analyst.

THE ANNUAL REPORT OF THE SUPERINTENDENT OF VACCINATION FOR THE YEAR 1921.

I was in charge of the Department throughout the year except from 2nd November 1921 to 3rd December 1921, when Dr. B. H. Madan acted for me.

1. **Establishment.**—Besides the Superintendent and one Assistant Superintendent there were 10 Vaccinators, 7 Clerks, 14 Karkuns, 3 Peons, and 17 Coolies.

2. **Vaccine Operations with Results.**—The following statement gives the number of persons primarily vaccinated and re-vaccinated during 1921 and the preceding nine years with the percentage of successful operations :—

| YEAR. | Primary Vaccinations. | | | Revaccinations. | Total Number of persons vaccinated. |
|-------|-------------------------------|--------------------|------------------------|----------------------------------|-------------------------------------|
| | Number of persons vaccinated. | Number successful. | Percentage of success. | Number of persons re-vaccinated. | Number of persons vaccinated. |
| 1912 | 20,946 | 18,876 | 90·18 | 17,094 | 38,040 |
| 1913 | 20,877 | 18,559 | 88·90 | 15,189 | 36,066 |
| 1914 | 20,207 | 17,704 | 87·61 | 12,243 | 32,450 |
| 1915 | 19,721 | 17,831 | 90·42 | 10,116 | 29,837 |
| 1916 | 19,215 | 16,529 | 86·02 | 31,746 | 50,961 |
| 1917 | 18,958 | 17,330 | 91·41 | 19,659 | 38,617 |
| 1918 | 18,100 | 16,036 | 88·59 | 45,171 | 63,271 |
| 1919 | 14,689 | 12,820 | 87·39 | 16,949 | 31,618 |
| 1920 | 14,463 | 12,713 | 87·89 | 21,825 | 36,288 |
| 1921 | 18,267 | 15,399 | 84·30 | 20,341 | 38,608 |

Out of the persons primarily vaccinated 11,809 were born in Bombay and 6,458 were born out of the city as compared with 9,115 and 5,348 respectively in the previous year.

Out of the primary vaccinations, 15,399 were ascertained to have been successful, the percentage of known successes being 84·30. This percentage would be raised to 97·98 by the exclusion of 2,550 cases the results of which were not ascertained.

3. **Result of Vaccination by Ages.**—The following table shows the results of Primary Vaccinations by age periods :—

| Under 1 year. | | | 1 to 6 years. | | | 6 years and upwards. | | | Total Results. | | | Total operations. |
|---------------|---------------|----------|---------------|---------------|----------|----------------------|---------------|----------|----------------|---------------|----------|-------------------|
| Successful. | Unsuccessful. | Unknown. | Successful. | Unsuccessful. | Unknown. | Successful. | Unsuccessful. | Unknown. | Successful. | Unsuccessful. | Unknown. | |
| 12,442 | 250 | 1,589 | 2,899 | 67 | 624 | 56 | 8 | 37 | 15,397 | 820 | 2,550 | 18,267* |

* In addition to this number 2 operations were performed as secondary, which were successful, the total number of operations, therefore, comes to 18,269.

4. Inspection of Vaccination.—Table showing the particulars of primary vaccinations verified by the Inspecting Officers :—

| Total No. of Primary Vaccinations. | Total No. inspected. | | Percentage of Inspection to total number vaccinated. | | Percentage of cases found successful to total number inspected. | | Percentage success reported by Vaccinator. |
|------------------------------------|-------------------------------|---|--|---|---|---|--|
| | By the Supdt. | By the Asstt. Supdt. and the Head Vaccinator. | By the Supdt. | By the Asstt. Supdt. and the Head Vaccinator. | By the Supdt. | By the Asstt. Supdt. and the Head Vaccinator. | |
| 18,267 | *S F* (4,355 + 52 = 4,407) | *S F* (5,657 + 156 = 6,813) | 24.13 | 37.30 | 98.82 | 97.71 | 97.9 |

* S.=successful and F.=Failed.

5. Heifers Inoculated for Emulsion, &c.—During the year 601 heifers all were inoculated ; out of which 585 were successful and 16 were unsuccessful ; and out of 601 heifers 374 were for emulsion and 227 for calf to arm vaccination.

6. Lymph.—374 calves were scraped for lymph ; the total amount of scrapings came to 13,909 grains or 37 grains per calf. The lymph was submitted to the Municipal Analyst for bacteriological examination for pathogenic micro-organisms which were absent in every case.

7. Lymph Used.—The following table shows the results of calf-to-arm vaccination and of vaccination with glycerinated calf lymph :—

| Kind of lymph. | Number of Operations. | | Primary Vaccinations. | | |
|-------------------------|-----------------------|-----------------|---|------------------|---|
| | Primary. | Re-vaccination. | Successful cases excluding the "unknown." | "Unknown" cases. | Percentage of success excluding "the unknown" |
| (a) Animal | 4,414 | 3,795 | 3,780 | 582 | 97.34 |
| (b) Glycerinated | 13,853 | 17,302 | 11,669 | 1,968 | 98.18 |
| Total | 18,267 | 21,097 | 15,399 | 2,550 | 97.98 |

8. Income.—The following statement shows the proceeds from the sale of lymph and the fees realized from vaccination at private places, &c., during the year under report :—

| Amount realized by the sale of lymph. | Municipal moiety of the fees from private vaccination. | Municipal fee (moiety only) for vaccination instruction to medical students. | Municipal fee for giving vaccination extracts, &c. ₹ | Total. |
|---------------------------------------|--|--|--|-----------|
| Rs. a. p. | Rs. a. p. | Rs. a. p. | Rs. a. p. | Rs. a. p. |
| 3,858 14 0 | 1,428 4 0 | 1,065 0 0 | 59 0 0 | 6,411 2 0 |

9. Cost of Single Operation.—The cost of each successful vaccine operation including all charges was Rs. 3-7-2, against Rs. 3-3-9 in the preceding year ; if the amount realized by the sale of lymph, by fees for private vaccination, &c., (Rs. 6,411-2-0) be deducted from the total expenditure, the cost works out Rs. 3-0-6 against Rs. 2-11-1 for the last year. If calculated on the total number of vaccine operations the cost of each operation after deducting the proceeds from the sale of lymph from private vaccination, etc., comes to Rs. 1-3-4, against Rs. 0-12-0 for the last year.

10. **Postponement Certificates.**—During the year under report 52 certificates of postponement of vaccination were granted.

11. **Prosecutions.**—There was no prosecution during the year, either for failure to bring infants for vaccination or for failure to present them for inspection seven days after the operation.

12. **Ill-Effects by Vaccinations.**—No serious ill effects following vaccinations were observed or brought to notice during the year.

13. **Instruction to Students.**—During the year under report one Military Medical Pupil, 160 Civil Medical Pupils, and 52 other private students from mofussil attended the different Public Vaccine Stations for instructions in vaccination.

14. **Vaccination of Pilgrims.**—The number of pilgrims who left Bombay for the Haj during the year was 7,377 ; of these 6,925 or 93·79 per cent. were vaccinated in Bombay before embarkation.

The following table shows the number of males and females and the number of primary vaccinations and Re-vaccinations performed amongst the pilgrims by special staff engaged for this work :—

| | Males. | Females. | Total. |
|-----------------------------|--------|----------|--------|
| Primary Vaccinations | 39 | 9 | 48 |
| Re-vaccinations | 5,349 | 1,528 | 6,877 |
| Total ... | 5,388 | 1,537 | 6,925 |

15. **Bandra and Kurla Vaccination.**—The following table shows the vaccination work done in Bandra and Kurla Circles in 1921 :—

| Vaccination Circles. | Population according to Census of 1921. | Year. | Children successfully vaccinated. | | Persons primarily vaccinated. | Persons re-vaccinated. | Total number of persons operated upon. |
|----------------------|---|-------|-----------------------------------|---------------|-------------------------------|------------------------|--|
| | | | Under 1 year. | 1 to 6 years. | | | |
| Bandra | 27,411 | 1920 | 100 | 33 | 222 | 4 | 226 |
| | | 1921 | 158 | 81 | 376 | 452 | 827 |
| Kurla | 26,059 | 1920 | 28 | 26 | 99 | ... | 99 |
| | | 1921 | 14 | 9 | 44 | ... | 44 |

B. B. DARABSETT,
L.R.C.P. (LONDON),
Superintendent of Vaccination,
Bombay.

BOMBAY, 8th April 1922.

TABLE of Population by Communities and Sections.

| 1 Ward. | 2 SECTION. | 3 POPULATION BY THE CENSUS OF 1921. | | | | | | | | | | | | | |
|------------|---------------------------------------|--|-----------|----------|-------------------------|--------------------|------------|----------|-------|----------------------|----------------|------------|-----------|---------------------|-----------|
| | | Jains. | Brahmins. | Bhatias. | Hindus of other Castes. | Hindus, Low Caste. | Musalmans. | Parsees. | Jews. | Indian (Christians). | Anglo-Indians. | Europeans. | Buddhist. | Other and Un-known. | Total. |
| | | | | | | | | | | | | | | | |
| A | Upper Colaba ... | ... | 58 | ... | 814 | 816 | 261 | 39 | 9 | 255 | 26 | 1,469 | ... | ... | 3,747 |
| | Middle and Lower Colaba ... | 100 | 211 | 243 | 9,131 | 2,906 | 1,851 | 1,167 | 262 | 1,956 | 216 | 2,470 | 34 | 1 | 30,048 |
| | Fort, South ... | ... | 68 | 17 | 1,795 | 648 | 287 | 66 | 99 | 579 | 94 | 500 | ... | ... | 4,153 |
| | Fort, North ... | 1,041 | 1,452 | 2,139 | 9,150 | 4,620 | 1,865 | 8,272 | 20 | 1,973 | 82 | 249 | 57 | 1 | 30,921 |
| B | Esplanade ... | 22 | 422 | 124 | 6,277 | 3,198 | 1,831 | 424 | 84 | 1,346 | 180 | 1,549 | 164 | 10 | 15,571 |
| | Mandvi ... | 4,534 | 2,691 | 4,190 | 18,118 | 296 | 8,224 | 6 | 418 | 65 | 3 | 11 | 11 | ... | 38,612 |
| | Chukla ... | 1,174 | 877 | 2,806 | 4,860 | 124 | 13,092 | 86 | ... | 17 | 8 | 1 | ... | 1 | 22,996 |
| | Umarchadi ... | 829 | 346 | 1,570 | 11,273 | 2,219 | 28,821 | 12 | 1,383 | 718 | 20 | 10 | 17 | ... | 47,218 |
| | Dongri ... | 238 | 183 | 779 | 13,259 | 3,855 | 1,926 | 19 | 214 | 153 | 60 | 71 | 2 | ... | 20,749 |
| | Market ... | 5,429 | 4,690 | 8,719 | 11,077 | 138 | 3,529 | 212 | 18 | 1,192 | 52 | 23 | 6 | ... | 35,080 |
| | Dhobi Talao ... | 567 | 3,112 | 1,932 | 18,135 | 1,958 | 1,394 | 7,879 | 2 | 7,959 | 109 | 13 | 11 | ... | 42,171 |
| C | Fanaswadi ... | 144 | 6,159 | 2,819 | 16,352 | 888 | 424 | 1,757 | 1 | 1,548 | 12 | 6 | ... | ... | 30,105 |
| | Bhuleshwar ... | 1,563 | 4,865 | 8,626 | 9,067 | 458 | 9,529 | 488 | ... | 18 | 9 | ... | ... | ... | 34,622 |
| | Khara Talao ... | 396 | 221 | 873 | 5,035 | 1,148 | 16,117 | 86 | 15 | 31 | ... | 1 | 2 | ... | 23,925 |
| | Kumbharwada ... | 766 | 1,574 | 2,968 | 23,517 | 834 | 2,616 | 146 | 6 | 50 | ... | ... | 4 | ... | 32,481 |
| | Khetwadi ... | 467 | 6,207 | 3,848 | 16,671 | 494 | 3,590 | 7,984 | 54 | 1,211 | 15 | 63 | 61 | ... | 39,615 |
| D | Girgaum ... | 451 | 8,991 | 2,798 | 21,846 | 83 | 325 | 543 | ... | 896 | 58 | 12 | ... | ... | 36,003 |
| | Chowpati ... | 285 | 3,749 | 834 | 7,130 | 72 | 497 | 900 | ... | 740 | 5 | 42 | 6 | ... | 14,260 |
| | Walkeshwar ... | 189 | 1,605 | 749 | 8,854 | 1,283 | 1,093 | 2,319 | 12 | 1,240 | 9 | 467 | 91 | ... | 18,111 |
| | Mahalakshmi ... | 317 | 3,062 | 1,058 | 18,674 | 5,419 | 1,646 | 6,326 | 2 | 1,236 | 36 | 227 | 27 | ... | 58,040 |
| | Mazagon ... | 420 | 690 | 491 | 19,571 | 6,003 | 4,335 | 922 | 41 | 3,761 | 263 | 180 | 97 | ... | 36,773 |
| | Tarwadi ... | 383 | 1,111 | 758 | 26,640 | 2,574 | 4,263 | 975 | 548 | 1,687 | 593 | 943 | 2 | ... | 40,717 |
| | 2nd Nagpada ... | 86 | 205 | 301 | 3,157 | 4,640 | 14,012 | 85 | 388 | 251 | 26 | 2 | ... | ... | 23,103 |
| E | Kamathipura ... | 121 | 994 | 1,070 | 24,746 | 8,698 | 7,748 | 66 | 189 | 433 | 56 | 13 | 442 | ... | 41,585 |
| | Tardeo ... | 429 | 1,219 | 774 | 10,932 | 7,363 | 5,352 | 5,573 | 26 | 1,035 | 72 | 34 | 78 | ... | 31,986 |
| | Byculla ... | 962 | 1,939 | 1,514 | 42,007 | 15,795 | 19,084 | 949 | 1,419 | 4,893 | 1,404 | 1,251 | 23 | ... | 91,340 |
| | 1st Nagpada ... | 72 | 530 | 128 | 2,457 | 537 | 1,706 | 13 | 1,385 | 682 | 94 | 41 | ... | ... | 7,645 |
| F | Parel ... | 601 | 9,518 | 2,435 | 41,508 | 4,983 | 3,194 | 1,779 | 104 | 1,578 | 195 | 301 | ... | ... | 60,196 |
| | Sewri ... | 60 | 413 | 221 | 22,423 | 3,480 | 1,565 | 77 | 16 | 335 | 14 | 41 | ... | ... | 28,645 |
| | Sion ... | 814 | 2,853 | 877 | 27,356 | 15,833 | 3,916 | 944 | 267 | 3,023 | 185 | 291 | 84 | 1 | 56,444 |
| G | Mahim ... | 354 | 3,107 | 1,243 | 26,652 | 6,996 | 5,517 | 389 | 7 | 3,568 | 102 | 195 | ... | ... | 48,130 |
| | Worli ... | 854 | 4,177 | 2,258 | 75,428 | 24,293 | 6,088 | 1,644 | 598 | 3,922 | 382 | 184 | 19 | 43 | 119,790 |
| | Harbour, Docks, Railways and Unknown. | 156 | 907 | 663 | 17,820 | 2,929 | 9,487 | 187 | 19 | 1,373 | 105 | 4,067 | 517 | 2 | 38,132 |
| | Total ... | 23,884 | 72,400 | 58,824 | *570,832 | 135,634 | 184,685 | 52,234 | 7,548 | 48,719 | 4,724 | 14,726 | 1,645 | 59 | 11,75,914 |

* Including 846 Lingaits and 9,015 Bhatias.

TABLE showing the Population and the Number of Births and the Birth-rates by Sex and Sections in 1921.

| Ward. | Section. | Area in Acres. | Average Population per acre calculated on the Census Population of 1921. | Population according to the Census of 1921. | | | Number of Births registered. | | | Ratio of Births per 1,000 Population. | Excess of deaths over births per 1,000 of Population. | Mean ratio of births per 1,000 of Population during the previous 5 years. |
|--|-----------------------------|----------------|--|---|----------|-----------|------------------------------|----------|--------|---------------------------------------|---|---|
| | | | | Males. | Females. | Total. | Males. | Females. | Total. | | | |
| | | | | | | | | | | | | |
| A | Upper Colaba... | 162.64 | 23.04 | 2,813 | 934 | 3,747 | 24 | 31 | 58 | 15.47 | 19.48 | 55.87 |
| | Middle and Lower Colaba ... | 279.74 | 71.67 | 18,758 | 6,290 | 20,048 | 146 | 118 | 259 | 12.91 | 27.28 | 16.81 |
| | Fort, South ... | 133.11 | 31.20 | 3,469 | 684 | 4,153 | 10 | 14 | 24 | 5.77 | 18.54 | 8.66 |
| | Fort, North ... | 158.86 | 194.86 | 19,642 | 11,279 | 30,921 | 276 | 246 | 522 | 16.88 | 26.57 | 24.87 |
| | Esplanade ... | 709.61 | 21.94 | 11,591 | 9,980 | 15,571 | 133 | 112 | 245 | 15.73 | 48.29 | 15.87 |
| B | Mandvi ... | 187.33 | 206.12 | 25,789 | 12,823 | 38,612 | 182 | 152 | 334 | 8.65 | 30.06 | 13.70 |
| | Chukla ... | 47.02 | 489.07 | 16,533 | 6,463 | 22,996 | 177 | 163 | 340 | 14.78 | 27.96 | 16.71 |
| | Umarkhadi ... | 100.64 | 469.18 | 29,635 | 17,583 | 47,218 | 545 | 513 | 1,058 | 22.40 | 30.36 | 18.58 |
| | Dongri ... | 302.66 | 63.56 | 12,596 | 8,153 | 20,749 | 224 | 235 | 459 | 22.12 | 39.23 | 17.22 |
| C | Market ... | 85.21 | 411.69 | 27,068 | 8,072 | 35,080 | 212 | 200 | 412 | 11.74 | 16.76 | 10.17 |
| | Dhobi Talao ... | 118.27 | 356.67 | 27,873 | 14,298 | 42,171 | 383 | 371 | 754 | 17.87 | 20.98 | 22.01 |
| | Fanaswadi ... | 98.44 | 305.82 | 19,782 | 10,373 | 30,105 | 182 | 217 | 400 | 19.28 | 23.84 | 20.54 |
| | Bhuleshwar ... | 73.16 | 471.30 | 23,744 | 10,878 | 34,622 | 235 | 227 | 462 | 13.84 | 28.36 | 17.10 |
| | Khara Talao ... | 41.14 | 581.55 | 16,038 | 7,887 | 23,925 | 234 | 244 | 478 | 19.97 | 31.59 | 23.87 |
| | Kumbharwada ... | 44.08 | 736.86 | 21,726 | 10,755 | 32,481 | 232 | 217 | 449 | 13.82 | 22.17 | 23.57 |
| D | Khetwadi ... | 155.00 | 255.58 | 24,481 | 15,184 | 39,665 | 350 | 360 | 710 | 17.92 | 30.55 | 24.26 |
| | Girgaum ... | 112.40 | 320.31 | 22,333 | 13,670 | 36,003 | 305 | 311 | 616 | 17.10 | 19.12 | 23.29 |
| | Chowpati ... | 108.72 | 131.18 | 8,370 | 5,390 | 14,260 | 146 | 136 | 282 | 19.77 | 8.97 | 25.85 |
| | Walkeshwar ... | 539.90 | 30.70 | 17,502 | 6,609 | 18,111 | 172 | 176 | 347 | 19.15 | 10.32 | 24.80 |
| | Mahalakshmi ... | 658.51 | 57.77 | 24,197 | 13,843 | 38,040 | 255 | 216 | 471 | 12.36 | 21.66 | 25.28 |
| E | Mazagon ... | 1,075.48 | 34.19 | 35,130 | 13,613 | 48,743 | 434 | 333 | 817 | 22.21 | 40.38 | 26.16 |
| | Tarwadi ... | 498.81 | 81.63 | 26,724 | 13,993 | 40,717 | 396 | 414 | 810 | 19.89 | 27.65 | 30.39 |
| | 2nd Nagpada ... | 33.05 | 690.03 | 14,583 | 8,520 | 23,103 | 243 | 167 | 410 | 17.74 | 42.07 | 24.00 |
| | Kamathipura ... | 62.44 | 714.05 | 27,369 | 17,216 | 44,585 | 390 | 381 | 771 | 17.29 | 39.49 | 21.82 |
| | Tardeo ... | 149.86 | 213.44 | 19,650 | 12,336 | 31,986 | 260 | 263 | 523 | 16.85 | 37.07 | 25.36 |
| | Byculla ... | 567.57 | 160.93 | 58,370 | 32,970 | 91,340 | 818 | 612 | 1,460 | 15.98 | 40.17 | 23.70 |
| | 1st Nagpada ... | 29.88 | 260.21 | 5,131 | 2,514 | 7,645 | 66 | 80 | 146 | 19.09 | 14.25 | 25.56 |
| F | Parel ... | 561.25 | 107.25 | 38,164 | 22,032 | 60,196 | 551 | 486 | 1,040 | 17.27 | 27.57 | 20.07 |
| | Sewri ... | 49.70 | 577.70 | 17,126 | 11,519 | 28,645 | 265 | 217 | 482 | 16.92 | 42.90 | 27.79 |
| | Sion ... | 3,559.10 | 15.86 | 84,607 | 21,937 | 56,444 | 463 | 386 | 854 | 15.13 | 40.62 | 27.83 |
| G | Mahim ... | 1,511.00 | 31.85 | 29,423 | 18,705 | 48,130 | 505 | 410 | 915 | 19.01 | 28.74 | 27.61 |
| | Worli ... | 2,273.38 | 52.69 | 78,444 | 41,346 | 119,790 | 1,166 | 1,060 | 2,216 | 18.49 | 29.18 | 22.35 |
| Harbour, Docks, Railways and Unknown ... | | | | 35,379 | 2,753 | 38,132 | | 1 | 1 | 00.02 | 10.43 | 00.02 |
| Total ... | | 15,005.61 | 78.05 | 771,332 | 404,582 | 1,175,914 | 9,979 | 8,146 | 19,125 | 16.26 | 29.32 | 21.44 |

TABLE of BIRTHS in different Months by Caste in 1921.

| MONTHS. | C | Jains. | Brahmins. | Lingaits. | Bhatias. | Hindus of Other Castes. | Hindus, Low Caste. | Musalmans including Negro-Africans. | Parsees. | Jews. | Indian Christians. | Anglo-Indians. | Europeans. | Buddhists. | Other and Unknown Castes. | TOTAL. | Mean of 5 years 1916-1920 | |
|------------------------------|---|---------|-----------|-----------|----------|-------------------------|--------------------|-------------------------------------|----------|-------|--------------------|----------------|------------|------------|---------------------------|--------|---------------------------|---------|
| | | | | | | | | | | | | | | | | | | |
| January | | 7 | 40 | 11 | 14 | 871 | 390 | 277 | 141 | 21 | 71 | 8 | 13 | 1 | 2 | 1,767 | 1,917 | |
| February | | 13 | 49 | 6 | 8 | 685 | 270 | 349 | 47 | 12 | 76 | 9 | 19 | ... | ... | 1,483 | 1,598 | |
| March | | 7 | 43 | 5 | 8 | 651 | 257 | 215 | 80 | 11 | 68 | 6 | 11 | ... | ... | 1,352 | 1,623 | |
| April | | 8 | 47 | 1 | 4 | 702 | 369 | 235 | 92 | 22 | 72 | 10 | 13 | ... | ... | 1,565 | 1,500 | |
| May | | 7 | 38 | 15 | 9 | 762 | 274 | 273 | 94 | 12 | 78 | 6 | 19 | 2 | ... | 1,683 | 1,648 | |
| June | | 9 | 37 | 10 | 6 | 694 | 257 | 252 | 85 | 15 | 69 | 7 | 11 | 2 | ... | 1,361 | 1,486 | |
| July | | 5 | 30 | 8 | 5 | 635 | 252 | 246 | 83 | 16 | 97 | 9 | 19 | ... | ... | 1,405 | 1,638 | |
| August | | 6 | 34 | 14 | 5 | 724 | 223 | 254 | 68 | 17 | 91 | 10 | 15 | ... | ... | 1,581 | 1,805 | |
| September... .. | | 13 | 49 | 13 | 13 | 757 | 327 | 242 | 95 | 17 | 73 | 10 | 16 | 1 | ... | 1,625 | 1,819 | |
| October | | 5 | 63 | 3 | 5 | 902 | 394 | 275 | 107 | 22 | 99 | 10 | 20 | 4 | 1 | 1,910 | 1,974 | |
| November | | 8 | 43 | 6 | 7 | 793 | 274 | 272 | 131 | 24 | 92 | 10 | 17 | ... | ... | 1,677 | 2,062 | |
| December | | 10 | 31 | 13 | 7 | 862 | 344 | 390 | 105 | 19 | 87 | 11 | 13 | 1 | ... | 1,813 | 1,996 | |
| Total | | 98 | 504 | 105 | 85 | 8,958 | 3,621 | 3,060 | 1,198 | 208 | 962 | 106 | 186 | 11 | 3 | 19,125 | 21,005 | |
| Rate per 1,000 of Population | { | 1921... | 4.10 | 6.96 | 121.24 | 9.42 | 14.45 | 26.69 | 16.67 | 22.93 | 27.55 | 19.74 | 22.43 | 12.63 | 6.68 | 50.84 | 16.26 | } 21.44 |
| | { | 1920... | 4.98 | 8.81 | 100.08 | 12.46 | 17.11 | 58.74 | 19.77 | 26.27 | 34.25 | 23.64 | 26.74 | 14.04 | 29.41 | 51.47 | 20.14 | |

TABLE showing Cases of Infectious Diseases Notified from all Sources during the year 1921.

| Ward. | Section. | Total Number of Cases Notified in each Section. | | | | | | | | | | |
|-------|--|---|------------|---------|----------------|-------------|------------------|------------------|---------------|----------|-----------------------|--------|
| | | Cholera. | Small-pox. | Plague. | Enteric fever. | Diphtheria. | Relapsing fever. | Puerperal fever. | Tuberculosis. | Leprosy. | Influenzal Pneumonia. | Total. |
| A | Upper Colaba | .. | 9 | .. | .. | .. | .. | .. | 7 | .. | 3 | 19 |
| | Middle and Lower Colaba | 1 | 6 | 36 | 10 | .. | 1 | .. | 19 | .. | 18 | 91 |
| | Fort, South | .. | 8 | 4 | 1 | .. | .. | .. | 3 | .. | 4 | 20 |
| B | Fort, North | 7 | 31 | 59 | 23 | 2 | 4 | .. | 80 | .. | 29 | 235 |
| | Esplanade | 3 | 43 | 20 | 9 | .. | 9 | .. | 178 | 1 | 26 | 289 |
| | Mandvi | 12 | 47 | 30 | 6 | .. | 4 | .. | 59 | 1 | 22 | 181 |
| | Chukla | 8 | 6 | 23 | 2 | .. | 1 | .. | 52 | .. | 8 | 100 |
| | Umakhadi | 2 | 23 | 31 | 10 | .. | 2 | .. | 85 | .. | 19 | 172 |
| | Dongri | 1 | 7 | 10 | 5 | .. | 6 | .. | 40 | .. | 12 | 81 |
| | Market | .. | 24 | 60 | 7 | .. | 2 | .. | 26 | .. | 9 | 128 |
| | Dhobi Talao | 2 | 65 | 70 | 16 | 1 | 4 | 1 | 56 | 3 | 19 | 237 |
| | Fanaswadi | 1 | 46 | 23 | 9 | .. | 3 | .. | 20 | .. | 5 | 107 |
| | Bhuleshwar | 1 | 5 | 42 | 7 | .. | 4 | .. | 43 | .. | 3 | 105 |
| C | Khara Talao | .. | 6 | 21 | 1 | .. | 2 | .. | 42 | 1 | 1 | 74 |
| | Kumbharwada | 4 | 2 | 13 | 1 | .. | 1 | .. | 30 | .. | 1 | 52 |
| | Khetwadi | 2 | 26 | 39 | 14 | .. | 2 | 6 | 79 | 1 | 30 | 199 |
| | Girgaun | .. | 37 | 20 | 11 | .. | 1 | 16 | 77 | .. | 5 | 167 |
| | Chowpati | 1 | 9 | 15 | 4 | .. | 1 | 3 | 27 | .. | 3 | 63 |
| | Walkeshwar | 2 | 8 | 44 | 4 | .. | 1 | 3 | 25 | .. | 9 | 96 |
| D | Mahalakshmi | 3 | 23 | 34 | 8 | 1 | 1 | 5 | 47 | .. | 15 | 137 |
| | Mazagon | 10 | 39 | 52 | 7 | .. | 4 | .. | 23 | .. | 34 | 169 |
| | Tarwadi | 8 | 17 | 47 | 11 | .. | 8 | .. | 74 | .. | 29 | 194 |
| | 2nd Nagpada | 1 | 26 | 10 | .. | .. | 4 | .. | 28 | .. | 1 | 70 |
| | Kamathipura | 1 | 31 | 17 | 1 | .. | 7 | .. | 46 | .. | 3 | 106 |
| | Tardeo | 4 | 17 | 15 | 9 | .. | 6 | .. | 73 | .. | 11 | 135 |
| | Byculla | 7 | 110 | 73 | 26 | 1 | 28 | .. | 125 | .. | 29 | 399 |
| | 1st Nagpada | 1 | 3 | 1 | 2 | .. | 1 | .. | 18 | .. | 5 | 31 |
| E | Parel | 11 | 32 | 44 | 8 | .. | .. | .. | 36 | .. | 9 | 140 |
| | Sewri | 1 | 13 | 18 | 2 | .. | 1 | 1 | 5 | .. | 1 | 42 |
| | Sion | 2 | 46 | 11 | 7 | 1 | 8 | .. | 35 | 1 | 13 | 124 |
| F | Mahim | .. | 35 | 9 | 7 | .. | 2 | 3 | 27 | .. | 6 | 89 |
| | Worli | 4 | 43 | 136 | 5 | .. | 2 | .. | 56 | 1 | 17 | 264 |
| G | Harbour, Docks, Railways and Unknown | 4 | 14 | 4 | 13 | 1 | 1 | .. | 10 | .. | .. | 47 |
| | Total | 104 | 857 | 1,031 | 246 | 7 | 121 | 38 | 1,551 | 9 | 399 | 4,363 |

Note.—No cases of Scarlet Fever, Yellow Fever or Typhus Fever were notified during the year

TABLE of DEATHS from All Causes by Sections and Months and the Death-rate in 1921.

| 1 Ward. | 2 SECTION. | 3 Months. | | | | | | | | | | | | 4 Total Deaths. | | | 5 Number of deaths among males to 100 deaths among females. | 6 Ratio of deaths per 1000 of population. | | | | | |
|------------|---------------------------------------|--------------|-----------|--------|--------|-------|-------|-------|---------|-------|----------|-----------|-----------|--------------------|----------|----------|--|--|----------|----------|-----------------------------------|----------|----------|
| | | January. | February. | March. | April. | May. | June. | July. | August. | Sept. | October. | November. | December. | Males. | Females. | Persons. | | 1921. | | | Mean during the previous 5 years. | | |
| | | | | | | | | | | | | | | | | | | Males. | Females. | Persons. | Males. | Females. | Persons. |
| A | Upper Celaba ... | 8 | 10 | 13 | 9 | 9 | 11 | 12 | 11 | 12 | 10 | 13 | 13 | 83 | 48 | 131 | 172.91 | 29.50 | 51.39 | 34.96 | 110.47 | 65.40 | 91.20 |
| | Middle and Lower Colaba ... | 87 | 87 | 132 | 101 | 73 | 46 | 25 | 35 | 45 | 56 | 43 | 76 | 487 | 319 | 806 | 152.66 | 35.39 | 50.71 | 40.20 | 81.37 | 49.47 | 37.09 |
| | Fort, South ... | 14 | 9 | 14 | 11 | 5 | 8 | 5 | 14 | 3 | 3 | 5 | 10 | 78 | 23 | 101 | 339.13 | 22.48 | 33.62 | 21.31 | 73.98 | 40.81 | 67.87 |
| | Fort, North ... | 186 | 158 | 171 | 163 | 123 | 104 | 99 | 135 | 136 | 145 | 126 | 113 | 929 | 724 | 1,653 | 128.31 | 47.29 | 64.19 | 53.45 | 46.68 | 54.29 | 49.56 |
| | Esplanade ... | 122 | 85 | 113 | 106 | 86 | 58 | 77 | 89 | 63 | 73 | 73 | 52 | 760 | 237 | 997 | 320.67 | 65.56 | 59.54 | 64.02 | 55.88 | 43.51 | 52.19 |
| B | Mandvi ... | 157 | 159 | 198 | 159 | 105 | 95 | 85 | 102 | 122 | 109 | 108 | 96 | 862 | 633 | 1,495 | 136.17 | 33.42 | 49.36 | 38.71 | 33.02 | 60.30 | 41.32 |
| | Chukla ... | 79 | 86 | 112 | 109 | 100 | 69 | 46 | 77 | 60 | 89 | 73 | 83 | 533 | 450 | 983 | 118.44 | 32.23 | 69.62 | 42.74 | 34.79 | 51.16 | 40.44 |
| | Umalkhadi ... | 248 | 255 | 293 | 288 | 217 | 161 | 155 | 184 | 187 | 160 | 192 | 180 | 1,423 | 1,097 | 2,520 | 129.71 | 48.01 | 62.38 | 53.36 | 46.85 | 66.38 | 54.18 |
| | Dongri ... | 120 | 109 | 147 | 146 | 123 | 65 | 90 | 98 | 100 | 89 | 89 | 97 | 713 | 560 | 1,273 | 127.32 | 56.60 | 68.68 | 61.35 | 35.79 | 45.12 | 39.13 |
| C | Market ... | 97 | 78 | 108 | 134 | 88 | 74 | 57 | 65 | 70 | 72 | 86 | 71 | 613 | 387 | 1,000 | 157.39 | 22.69 | 47.94 | 28.50 | 27.66 | 49.01 | 33.47 |
| | Dhobi Talao ... | 161 | 135 | 185 | 188 | 143 | 117 | 97 | 125 | 104 | 144 | 120 | 120 | 912 | 697 | 1,609 | 135.15 | 33.79 | 48.74 | 38.86 | 37.25 | 51.23 | 42.31 |
| | Fanaswadi ... | 112 | 103 | 134 | 133 | 109 | 91 | 81 | 77 | 73 | 82 | 71 | 61 | 621 | 497 | 1,118 | 124.94 | 31.47 | 47.91 | 37.13 | 35.03 | 58.41 | 43.31 |
| | Bhuleshwar ... | 136 | 139 | 187 | 213 | 127 | 96 | 81 | 87 | 85 | 102 | 107 | 84 | 838 | 606 | 1,444 | 138.28 | 35.29 | 55.70 | 41.70 | 33.90 | 54.91 | 40.67 |
| | Khara Talao ... | 124 | 126 | 150 | 181 | 113 | 91 | 74 | 95 | 83 | 74 | 65 | 58 | 689 | 545 | 1,234 | 126.42 | 42.96 | 69.10 | 51.57 | 39.33 | 63.07 | 47.52 |
| | Kumbharwada ... | 106 | 112 | 133 | 121 | 116 | 91 | 90 | 85 | 89 | 81 | 82 | 60 | 646 | 520 | 1,166 | 123.23 | 29.73 | 48.34 | 35.89 | 41.21 | 62.17 | 48.57 |
| D | Khetwadi ... | 154 | 147 | 146 | 189 | 149 | 108 | 110 | 115 | 102 | 115 | 105 | 96 | 850 | 686 | 1,536 | 123.90 | 34.72 | 45.32 | 38.77 | 35.86 | 51.54 | 41.73 |
| | Girgaum ... | 128 | 108 | 147 | 140 | 103 | 75 | 94 | 96 | 103 | 114 | 103 | 90 | 708 | 593 | 1,301 | 119.39 | 31.70 | 43.37 | 36.13 | 37.89 | 55.75 | 44.64 |
| | Chowpati ... | 30 | 42 | 41 | 41 | 49 | 23 | 28 | 33 | 41 | 32 | 23 | 27 | 244 | 166 | 410 | 146.98 | 27.50 | 30.79 | 28.75 | 30.19 | 45.25 | 35.88 |
| | Walkeshwar ... | 43 | 64 | 73 | 62 | 44 | 36 | 34 | 43 | 33 | 37 | 29 | 36 | 307 | 227 | 534 | 135.24 | 26.69 | 34.34 | 29.48 | 34.72 | 46.84 | 39.00 |
| | Mahalakshmi ... | 124 | 114 | 151 | 159 | 118 | 80 | 100 | 119 | 100 | 60 | 80 | 90 | 748 | 547 | 1,295 | 136.74 | 30.91 | 39.51 | 34.04 | 39.52 | 51.88 | 44.33 |
| E | Mazagon ... | 247 | 247 | 337 | 263 | 204 | 108 | 138 | 156 | 156 | 172 | 148 | 126 | 1,341 | 961 | 2,302 | 139.54 | 57.97 | 70.43 | 62.60 | 52.99 | 71.55 | 59.58 |
| | Tarwadi ... | 207 | 192 | 236 | 216 | 189 | 134 | 132 | 149 | 124 | 136 | 104 | 117 | 1,168 | 768 | 1,936 | 152.08 | 43.70 | 54.88 | 47.54 | 72.37 | 79.25 | 74.51 |
| | 2nd Nagpada ... | 138 | 144 | 177 | 149 | 137 | 92 | 116 | 75 | 86 | 100 | 88 | 80 | 768 | 614 | 1,382 | 125.68 | 52.66 | 72.06 | 59.81 | 54.04 | 70.53 | 60.41 |
| | Kamathipura ... | 237 | 311 | 374 | 337 | 237 | 159 | 140 | 140 | 139 | 160 | 162 | 136 | 1,342 | 1,190 | 2,532 | 112.77 | 49.03 | 69.12 | 56.79 | 50.50 | 72.32 | 59.04 |
| | Tardeo ... | 198 | 207 | 195 | 208 | 133 | 88 | 126 | 118 | 118 | 110 | 110 | 98 | 938 | 771 | 1,709 | 121.66 | 47.73 | 62.50 | 53.42 | 43.96 | 60.47 | 50.21 |
| | Byculla ... | 453 | 564 | 711 | 690 | 467 | 300 | 299 | 366 | 352 | 309 | 287 | 332 | 2,836 | 2,294 | 5,130 | 123.62 | 48.58 | 69.57 | 56.16 | 51.77 | 75.84 | 60.61 |
| | 1st Nagpada ... | 30 | 23 | 32 | 20 | 12 | 14 | 17 | 16 | 19 | 22 | 32 | 18 | 145 | 110 | 255 | 131.62 | 28.25 | 43.75 | 33.35 | 37.06 | 47.93 | 41.00 |
| F | Parel ... | 270 | 245 | 327 | 278 | 241 | 192 | 192 | 230 | 193 | 201 | 163 | 168 | 1,501 | 1,199 | 2,700 | 125.18 | 39.33 | 54.42 | 44.85 | 45.98 | 65.47 | 53.10 |
| | Sewri ... | 210 | 178 | 230 | 214 | 154 | 84 | 113 | 112 | 109 | 118 | 98 | 91 | 941 | 770 | 1,711 | 122.29 | 54.94 | 66.84 | 59.73 | 53.12 | 67.81 | 58.68 |
| | Sion ... | 253 | 281 | 325 | 324 | 293 | 189 | 203 | 270 | 328 | 272 | 213 | 196 | 1,749 | 1,398 | 3,147 | 125.10 | 50.68 | 63.72 | 55.75 | 64.83 | 59.26 | 64.56 |
| G | Mahim ... | 184 | 193 | 231 | 252 | 210 | 129 | 155 | 170 | 153 | 115 | 139 | 127 | 1,101 | 957 | 2,058 | 115.04 | 37.41 | 51.16 | 42.75 | 46.35 | 59.07 | 51.45 |
| | Worli ... | 539 | 526 | 608 | 691 | 537 | 343 | 425 | 448 | 486 | 398 | 329 | 282 | 3,198 | 2,514 | 5,712 | 127.20 | 40.76 | 60.80 | 47.68 | 46.61 | 67.40 | 53.83 |
| | Harbour, Docks, Railways and Unknown. | 6 | 16 | 7 | 9 | 8 | 20 | 28 | 34 | 67 | 81 | 60 | 63 | 331 | 68 | 399 | 486.76 | 9.35 | 24.70 | 10.46 | 4.45 | 7.75 | 4.04 |
| | Total ... | 5,202 | 5,253 | 6,438 | 6,304 | 4,813 | 3,351 | 3,524 | 3,969 | 3,941 | 3,841 | 3,526 | 3,447 | 30,433 | 23,176 | 53,609 | 131.31 | 39.45 | 57.23 | 45.58 | 41.86 | 59.71 | 48.29 |

TABLE of DEATHS from All Causes by Sections and Age-periods in 1921.

| 1 | 2 | 3 | | 4 | | 5 | | 6 | | 7 | | 8 | | 9 | | 10 | | 11 | | 12 | | 13 | | 14 | | 15 |
|---|--------------------------------------|---------------|---------|---------------|---------|----------------|---------|-----------------|---------|-----------------|---------|-----------------|---------|-----------------|---------|-----------------|---------|-----------------|---------|-----------------------|---------|-------------------|---------|--------|---------|--------|
| | | Under 1 year. | | 1 to 5 years. | | 5 to 10 years. | | 10 to 15 years. | | 15 to 20 years. | | 20 to 30 years. | | 30 to 40 years. | | 40 to 50 years. | | 50 to 60 years. | | 60 years and upwards. | | Age. Unspecified. | | Total. | | |
| | | Male. | Female. | Male. | Female. | Male. | Female. | Male. | Female. | Male. | Female. | Male. | Female. | Male. | Female. | Male. | Female. | Male. | Female. | Male. | Female. | Male. | Female. | Male. | Female. | |
| A | Upper Colaba | 14 | 19 | 5 | 4 | 2 | 3 | 2 | 1 | 6 | 2 | 14 | 4 | 21 | 5 | 7 | 2 | 6 | 4 | 6 | 5 | ... | ... | 83 | 48 | 131 |
| | Middle and Lower Colaba | 90 | 76 | 36 | 47 | 15 | 16 | 23 | 16 | 32 | 14 | 88 | 44 | 78 | 28 | 48 | 25 | 37 | 14 | 40 | 39 | ... | ... | 487 | 319 | 806 |
| | Fort, South | 3 | 4 | 2 | 5 | 2 | 4 | 1 | ... | 8 | 1 | 27 | 2 | 20 | 3 | 6 | 2 | 6 | 2 | 8 | ... | ... | 78 | 28 | 101 | |
| | Fort, North | 178 | 160 | 72 | 100 | 29 | 34 | 21 | 36 | 45 | 28 | 163 | 102 | 153 | 62 | 110 | 46 | 85 | 54 | 78 | 112 | ... | ... | 929 | 724 | 1,663 |
| | Esplanade | 64 | 56 | 30 | 20 | 13 | 13 | 15 | 6 | 55 | 19 | 253 | 86 | 156 | 30 | 85 | 25 | 53 | 10 | 36 | 22 | ... | ... | 760 | 237 | 997 |
| B | Mandvi | 163 | 166 | 78 | 97 | 38 | 39 | 38 | 23 | 52 | 50 | 150 | 72 | 148 | 64 | 85 | 45 | 51 | 19 | 59 | 59 | ... | ... | 863 | 633 | 1,495 |
| | Chukla | 120 | 115 | 52 | 71 | 10 | 22 | 20 | 11 | 20 | 32 | 101 | 56 | 57 | 38 | 58 | 25 | 41 | 29 | 54 | 48 | ... | ... | 533 | 450 | 983 |
| | Umakhadi | 349 | 267 | 180 | 163 | 35 | 46 | 34 | 41 | 49 | 53 | 234 | 168 | 216 | 101 | 136 | 61 | 98 | 68 | 132 | 129 | ... | ... | 1,425 | 1,097 | 2,520 |
| | Dongri | 156 | 156 | 70 | 106 | 30 | 35 | 19 | 14 | 41 | 42 | 122 | 56 | 124 | 47 | 61 | 22 | 43 | 34 | 47 | 48 | ... | ... | 713 | 560 | 1,273 |
| C | Market | 106 | 94 | 40 | 62 | 25 | 15 | 23 | 18 | 61 | 29 | 115 | 62 | 86 | 33 | 55 | 19 | 48 | 24 | 54 | 31 | ... | ... | 613 | 387 | 1,000 |
| | Dhobi Talao | 200 | 175 | 72 | 93 | 29 | 28 | 34 | 27 | 59 | 30 | 158 | 99 | 118 | 64 | 89 | 44 | 89 | 45 | 94 | 92 | ... | ... | 942 | 697 | 1,639 |
| | Fanaswadi | 132 | 121 | 74 | 85 | 24 | 30 | 16 | 21 | 43 | 34 | 108 | 54 | 69 | 40 | 54 | 25 | 43 | 23 | 58 | 64 | ... | ... | 621 | 497 | 1,118 |
| | Bhuleshwar | 157 | 146 | 92 | 95 | 25 | 27 | 31 | 30 | 51 | 45 | 130 | 83 | 104 | 46 | 82 | 33 | 33 | 34 | 83 | 67 | ... | ... | 836 | 606 | 1,444 |
| | Khara Talao | 139 | 138 | 88 | 83 | 17 | 23 | 15 | 26 | 35 | 48 | 128 | 83 | 89 | 44 | 63 | 21 | 66 | 28 | 49 | 52 | ... | ... | 689 | 545 | 1,234 |
| | Kumbharwada | 152 | 142 | 76 | 88 | 20 | 31 | 19 | 31 | 31 | 23 | 104 | 81 | 82 | 32 | 46 | 26 | 66 | 29 | 50 | 47 | ... | ... | 646 | 520 | 1,166 |
| D | Khetwadi | 180 | 148 | 91 | 91 | 33 | 25 | 29 | 25 | 48 | 39 | 126 | 115 | 96 | 76 | 90 | 43 | 68 | 34 | 89 | 90 | ... | ... | 650 | 686 | 1,336 |
| | Girgaum | 161 | 157 | 74 | 86 | 26 | 33 | 22 | 32 | 48 | 41 | 117 | 89 | 78 | 50 | 64 | 29 | 58 | 33 | 60 | 68 | ... | ... | 708 | 598 | 1,301 |
| | Chowpati | 60 | 39 | 22 | 19 | 9 | 10 | 8 | 6 | 15 | 9 | 34 | 22 | 32 | 12 | 17 | 10 | 18 | 12 | 19 | 27 | ... | ... | 244 | 166 | 410 |
| | Walkeshwar | 57 | 50 | 25 | 20 | 15 | 14 | 16 | 7 | 18 | 7 | 45 | 36 | 47 | 34 | 41 | 15 | 23 | 15 | 26 | 29 | ... | ... | 807 | 227 | 1,034 |
| | Mahalakshmi | 170 | 134 | 103 | 101 | 32 | 46 | 26 | 16 | 34 | 23 | 118 | 72 | 91 | 45 | 68 | 25 | 41 | 31 | 66 | 54 | ... | ... | 748 | 647 | 1,295 |
| E | Mazagon | 287 | 260 | 133 | 174 | 60 | 55 | 38 | 34 | 76 | 51 | 224 | 95 | 181 | 103 | 106 | 48 | 86 | 41 | 100 | 100 | ... | ... | 1,341 | 961 | 2,302 |
| | Tarwadi | 236 | 211 | 103 | 106 | 37 | 31 | 36 | 31 | 75 | 31 | 248 | 113 | 189 | 90 | 160 | 33 | 79 | 46 | 75 | 76 | ... | ... | 1,168 | 768 | 1,936 |
| | 2nd Nagpada | 191 | 154 | 87 | 81 | 26 | 28 | 18 | 18 | 40 | 33 | 134 | 110 | 90 | 56 | 65 | 39 | 41 | 31 | 77 | 64 | ... | ... | 768 | 614 | 1,382 |
| | Kamathipura | 303 | 259 | 199 | 224 | 46 | 63 | 40 | 35 | 70 | 69 | 199 | 167 | 196 | 107 | 99 | 68 | 81 | 68 | 109 | 130 | ... | ... | 1,312 | 1,190 | 2,522 |
| | Tardeo | 219 | 194 | 114 | 139 | 39 | 30 | 27 | 29 | 51 | 43 | 150 | 98 | 112 | 54 | 92 | 45 | 57 | 45 | 77 | 74 | ... | ... | 938 | 771 | 1,709 |
| | Dyculla | 738 | 612 | 346 | 409 | 115 | 129 | 103 | 90 | 169 | 118 | 455 | 308 | 350 | 201 | 204 | 113 | 173 | 112 | 183 | 172 | ... | ... | 2,836 | 2,394 | 5,130 |
| | 1st Nagpada | 31 | 31 | 25 | 10 | 8 | 3 | 1 | 3 | 4 | 7 | 28 | 14 | 14 | 8 | 17 | 8 | 4 | 8 | 13 | 15 | ... | ... | 145 | 110 | 255 |
| F | Parcel | 348 | 291 | 162 | 181 | 55 | 72 | 54 | 44 | 94 | 58 | 268 | 191 | 187 | 104 | 107 | 58 | 104 | 54 | 122 | 143 | ... | ... | 1,501 | 1,199 | 2,700 |
| | Sewri | 285 | 261 | 123 | 170 | 55 | 46 | 21 | 31 | 41 | 28 | 126 | 74 | 81 | 61 | 73 | 26 | 56 | 32 | 76 | 61 | ... | ... | 941 | 770 | 1,711 |
| | Sion | 460 | 399 | 256 | 274 | 100 | 87 | 54 | 36 | 61 | 71 | 223 | 147 | 206 | 115 | 140 | 75 | 105 | 57 | 144 | 137 | ... | ... | 1,749 | 1,398 | 3,147 |
| G | Mahim | 309 | 268 | 163 | 180 | 40 | 47 | 24 | 28 | 46 | 43 | 150 | 103 | 107 | 91 | 92 | 39 | 67 | 47 | 103 | 111 | ... | ... | 1,101 | 957 | 2,058 |
| | Worli | 758 | 663 | 450 | 487 | 135 | 144 | 103 | 73 | 209 | 110 | 543 | 301 | 355 | 212 | 224 | 127 | 189 | 135 | 239 | 263 | ... | ... | 3,198 | 2,514 | 5,712 |
| | Harbour, Docks, Railways and Unknown | 3 | 6 | 1 | 7 | 3 | 2 | 8 | 1 | 17 | 4 | 89 | 11 | 101 | 11 | 53 | 9 | 36 | 5 | 20 | 12 | ... | ... | 331 | 68 | 399 |
| | Total | 6,777 | 5,974 | 3,494 | 3,903 | 1,148 | 1,230 | 938 | 819 | 1,893 | 1,235 | 5,161 | 3,063 | 4,034 | 2,057 | 2,647 | 1,231 | 2,101 | 1,223 | 2,440 | 2,436 | ... | ... | 30,433 | 23,176 | 53,609 |
| | Total | 12,751 | | 7,397 | | 2,378 | | 1,757 | | 2,928 | | 8,229 | | 6,091 | | 3,878 | | 3,324 | | 4,876 | | | | 53,609 | | 53,609 |
| | Percentage to Total Mortality | 23.78 | | 13.79 | | 4.43 | | 3.27 | | 5.46 | | 15.35 | | 11.36 | | 7.23 | | 8.20 | | 9.09 | | | | 100.00 | | 100.00 |

TABLE of DEATHS by Race and Age in 1921.

| RACE OR CASTE. | Under one week. | One week to 1 month. | 1 to 6 months. | 6 to 12 months. | 1 to 2 years. | 2 to 3 years. | 3 to 4 years. | 4 to 5 years. | 5 to 10 years. | 10 to 15 years. | 15 to 20 years. | 20 to 25 years. | 25 to 30 years. | 30 to 35 years. | 35 to 40 years. | 40 to 45 years. | 45 to 50 years. | 50 to 55 years. | 55 to 60 years. | 60 years and upwards. | Age unspecified. | All ages. |
|-------------------------------|-----------------|----------------------|----------------|-----------------|---------------|---------------|---------------|---------------|----------------|-----------------|-----------------|-----------------|-----------------|-----------------|-----------------|-----------------|-----------------|-----------------|-----------------|-----------------------|------------------|-----------|
| Jains | 37 | 19 | 104 | 120 | 80 | 19 | 13 | 8 | 36 | 40 | 95 | 120 | 74 | 55 | 47 | 41 | 36 | 34 | 24 | 76 | ... | 1,078 |
| Brahmins | 74 | 43 | 120 | 172 | 127 | 47 | 22 | 16 | 55 | 67 | 152 | 171 | 149 | 107 | 89 | 70 | 70 | 61 | 68 | 148 | ... | 1,838 |
| Lingaits | 25 | 16 | 43 | 54 | 55 | 22 | 17 | 13 | 39 | 24 | 46 | 36 | 43 | 27 | 28 | 10 | 16 | 10 | 35 | 62 | ... | 621 |
| Bhatias | 9 | 13 | 25 | 15 | 14 | 2 | 8 | 2 | 11 | 6 | 19 | 22 | 18 | 12 | 12 | 16 | 12 | 14 | 11 | 49 | ... | 285 |
| Banias | 28 | 24 | 49 | 85 | 58 | 19 | 8 | 9 | 24 | 26 | 54 | 46 | 38 | 43 | 25 | 25 | 22 | 28 | 30 | 62 | ... | 698 |
| Hindus of Other Castes | 1,041 | 684 | 1,662 | 2,028 | 1,501 | 677 | 456 | 348 | 1,180 | 849 | 1,413 | 1,969 | 2,127 | 1,642 | 1,405 | 940 | 830 | 637 | 843 | 2,045 | ... | 24,277 |
| Hindus, Low Castes... .. | 426 | 377 | 1,128 | 1,184 | 1,123 | 464 | 281 | 205 | 561 | 286 | 379 | 499 | 633 | 476 | 410 | 244 | 248 | 188 | 335 | 695 | ... | 10,091 |
| Mussalman | 361 | 245 | 697 | 753 | 711 | 270 | 156 | 126 | 352 | 331 | 593 | 866 | 867 | 642 | 597 | 447 | 418 | 314 | 363 | 1,095 | ... | 10,204 |
| Parsees | 62 | 28 | 80 | 124 | 129 | 33 | 27 | 18 | 38 | 26 | 33 | 50 | 67 | 73 | 74 | 82 | 85 | 93 | 105 | 391 | ... | 1,618 |
| Jews | 18 | 12 | 16 | 34 | 30 | 10 | 6 | 2 | 11 | 10 | 14 | 13 | 8 | 13 | 6 | 10 | 9 | 11 | 12 | 56 | ... | 301 |
| Indian Christians | 98 | 177 | 202 | 107 | 115 | 58 | 83 | 21 | 64 | 80 | 109 | 168 | 144 | 114 | 98 | 80 | 86 | 57 | 59 | 146 | ... | 2,016 |
| Anglo-Indians | 4 | 5 | 16 | 11 | 7 | 2 | 5 | ... | 3 | 9 | 8 | 22 | 22 | 7 | 12 | 13 | 12 | 9 | 5 | 13 | ... | 185 |
| Europeans | 13 | 7 | 19 | 18 | 11 | 6 | 2 | ... | 4 | 2 | 11 | 15 | 24 | 22 | 37 | 23 | 20 | 16 | 10 | 83 | ... | 293 |
| Negro-Africans | 1 | ... | 3 | ... | 2 | 1 | ... | ... | ... | 1 | 1 | 1 | 3 | 5 | 2 | 1 | 3 | ... | ... | 4 | ... | 28 |
| Buddhists | 1 | ... | 4 | 1 | 2 | ... | ... | ... | ... | ... | 1 | 7 | 17 | 6 | 4 | 4 | 4 | 1 | ... | 1 | ... | 53 |
| Other and Unknown... .. | 19 | ... | ... | ... | ... | ... | 1 | ... | ... | ... | ... | ... | 1 | ... | 1 | ... | 1 | ... | ... | ... | ... | 23 |
| Total | 2,227 | 1,650 | 4,168 | 4,706 | 3,064 | 1,630 | 1,035 | 768 | 2,378 | 1,757 | 2,928 | 4,004 | 4,225 | 3,244 | 2,847 | 2,006 | 1,872 | 1,423 | 1,901 | 4,876 | ... | 53,609 |

DEATHS from Certain Causes by Months in 1921.

| Causes of Death. | January. | February. | March. | April. | May. | June. | July. | August. | September. | October. | November. | December. | Total. |
|---|----------|-----------|--------|--------|-------|-------|-------|---------|------------|----------|-----------|-----------|--------|
| Cholera | 1 | 1 | ... | ... | 4 | 9 | 14 | 28 | 9 | 4 | ... | ... | 70 |
| Small-pox | 18 | 41 | 126 | 100 | 48 | 88 | 26 | 10 | 5 | 2 | 1 | 1 | 406 |
| Mensles | 16 | 29 | 66 | 53 | 23 | 7 | 1 | 2 | 1 | 1 | 1 | 1 | 201 |
| Plague... .. | 5 | 80 | 132 | 344 | 185 | 34 | 18 | 22 | 22 | 11 | 2 | 6 | 811 |
| Malaria, Ague and Remittent Fever | 423 | 430 | 538 | 546 | 380 | 266 | 315 | 381 | 404 | 452 | 351 | 313 | 4,779 |
| Enteric Fever | 14 | 5 | 8 | 11 | 11 | 20 | 11 | 18 | 15 | 16 | 16 | 7 | 152 |
| Fever not defined | 43 | 24 | 88 | 37 | 36 | 21 | 18 | 18 | 28 | 27 | 20 | 25 | 335 |
| Diarrhoea, Enteritis and Dysentery | 455 | 379 | 510 | 402 | 377 | 296 | 343 | 490 | 542 | 443 | 353 | 367 | 4,957 |
| Tuberculous Diseases | 151 | 132 | 128 | 114 | 118 | 108 | 169 | 146 | 147 | 147 | 118 | 136 | 1,614 |
| Influenza | 96 | 180 | 248 | 342 | 187 | 73 | 57 | 68 | 45 | 38 | 36 | 19 | 1,389 |
| Respiratory Diseases | 2,276 | 2,454 | 2,941 | 2,685 | 2,061 | 1,418 | 1,397 | 1,444 | 1,371 | 1,367 | 1,279 | 1,289 | 21,982 |
| Injuries | 83 | 95 | 102 | 91 | 85 | 78 | 63 | 68 | 84 | 95 | 138 | 76 | 1,058 |
| All other causes | 1,626 | 1,453 | 1,601 | 1,579 | 1,298 | 988 | 1,092 | 1,274 | 1,268 | 1,258 | 1,211 | 1,207 | 15,855 |
| Total | 5,202 | 5,253 | 6,438 | 6,304 | 4,813 | 3,351 | 3,524 | 3,969 | 3,941 | 3,841 | 3,526 | 3,447 | 53,609 |

TABLE of DEATHS from CHOLERA by Sections and Months in 1921.

| 1 | 2 | 3 | | | | | | | | | | | | 4 | 5 | 6 | | | |
|---|--------------------------------------|-------|----------|----------|-----------|--------|--------|------|-------|-------|---------|------------|----------|-----|-----|------|-----------|-----------|--------|
| | | Ward. | SECTION. | January. | February. | March. | April. | May. | June. | July. | August. | September. | October. | | | | November. | December. | Total. |
| A | Upper Colaba | ... | ... | ... | ... | ... | ... | ... | ... | ... | ... | ... | ... | ... | ... | ... | ... | ... | 1.92 |
| | Middle and Lower Colaba | ... | ... | ... | ... | ... | ... | ... | ... | ... | ... | ... | ... | ... | ... | ... | ... | ... | 3.20 |
| | Fort, South | ... | ... | ... | ... | ... | ... | ... | ... | ... | ... | ... | ... | ... | ... | ... | ... | ... | 1.15 |
| | Fort, North | ... | ... | ... | ... | ... | ... | ... | ... | ... | ... | ... | ... | ... | ... | ... | ... | ... | 2.48 |
| | Esplanade | ... | ... | ... | ... | ... | ... | ... | ... | ... | ... | ... | ... | ... | ... | ... | ... | ... | 2.36 |
| B | Mandvi | ... | ... | ... | ... | ... | ... | ... | ... | ... | ... | ... | ... | ... | ... | ... | ... | ... | 0.66 |
| | Chukla | ... | ... | ... | ... | ... | ... | ... | ... | ... | ... | ... | ... | ... | ... | ... | ... | ... | 0.57 |
| | Umarkhadi | ... | ... | ... | ... | ... | ... | ... | ... | ... | ... | ... | ... | ... | ... | ... | ... | ... | 1.09 |
| | Dongri | ... | ... | ... | ... | ... | ... | ... | ... | ... | ... | ... | ... | ... | ... | ... | ... | ... | 1.32 |
| C | Market | ... | ... | ... | ... | ... | ... | ... | ... | ... | ... | ... | ... | ... | ... | ... | ... | ... | 0.86 |
| | Dhobi Talao | ... | ... | ... | ... | ... | ... | ... | ... | ... | ... | ... | ... | ... | ... | ... | ... | ... | 2.01 |
| | Fanaswadi | ... | ... | ... | ... | ... | ... | ... | ... | ... | ... | ... | ... | ... | ... | ... | ... | ... | 2.18 |
| | Bhuleshwar | ... | ... | ... | ... | ... | ... | ... | ... | ... | ... | ... | ... | ... | ... | ... | ... | ... | 0.60 |
| | Khara Talao | ... | ... | ... | ... | ... | ... | ... | ... | ... | ... | ... | ... | ... | ... | ... | ... | ... | 0.51 |
| D | Kumbharwada | ... | ... | ... | ... | ... | ... | ... | ... | ... | ... | ... | ... | ... | ... | ... | ... | ... | 1.08 |
| | Khetwadi | ... | ... | ... | ... | ... | ... | ... | ... | ... | ... | ... | ... | ... | ... | ... | ... | ... | 1.72 |
| | Jirgaum | ... | ... | ... | ... | ... | ... | ... | ... | ... | ... | ... | ... | ... | ... | ... | ... | ... | 2.14 |
| | Chowpati | ... | ... | ... | ... | ... | ... | ... | ... | ... | ... | ... | ... | ... | ... | ... | ... | ... | 1.22 |
| | Walkeshwar | ... | ... | ... | ... | ... | ... | ... | ... | ... | ... | ... | ... | ... | ... | ... | ... | ... | 2.72 |
| E | Mahalakshmi | ... | ... | ... | ... | ... | ... | ... | ... | ... | ... | ... | ... | ... | ... | ... | ... | ... | 2.73 |
| | Mazagon | ... | ... | ... | ... | ... | ... | ... | ... | ... | ... | ... | ... | ... | ... | ... | ... | ... | 3.12 |
| | Tarwadi | ... | ... | ... | ... | ... | ... | ... | ... | ... | ... | ... | ... | ... | ... | ... | ... | ... | 3.48 |
| | 2nd Nagpada | ... | ... | ... | ... | ... | ... | ... | ... | ... | ... | ... | ... | ... | ... | ... | ... | ... | 1.15 |
| | Kamathipura | ... | ... | ... | ... | ... | ... | ... | ... | ... | ... | ... | ... | ... | ... | ... | ... | ... | 1.36 |
| | Tardeo | ... | ... | ... | ... | ... | ... | ... | ... | ... | ... | ... | ... | ... | ... | ... | ... | ... | 1.33 |
| F | Cyculla | ... | ... | ... | ... | ... | ... | ... | ... | ... | ... | ... | ... | ... | ... | ... | ... | ... | 2.77 |
| | 1st Nagpada | ... | ... | ... | ... | ... | ... | ... | ... | ... | ... | ... | ... | ... | ... | ... | ... | ... | 0.77 |
| | Parel | ... | ... | ... | ... | ... | ... | ... | ... | ... | ... | ... | ... | ... | ... | ... | ... | ... | 5.21 |
| | Sewri | ... | ... | ... | ... | ... | ... | ... | ... | ... | ... | ... | ... | ... | ... | ... | ... | ... | 4.66 |
| G | Sion | ... | ... | ... | ... | ... | ... | ... | ... | ... | ... | ... | ... | ... | ... | ... | ... | ... | 3.48 |
| | Mahim | ... | ... | ... | ... | ... | ... | ... | ... | ... | ... | ... | ... | ... | ... | ... | ... | ... | 0.72 |
| | Worli | ... | ... | ... | ... | ... | ... | ... | ... | ... | ... | ... | ... | ... | ... | ... | ... | ... | 3.66 |
| | Harbour, Docks, Railways and Unknown | ... | ... | ... | ... | ... | ... | ... | ... | ... | ... | ... | ... | ... | ... | ... | ... | ... | 0.53 |
| | Total | ... | ... | ... | ... | ... | ... | ... | ... | ... | ... | ... | ... | ... | ... | ... | ... | ... | 2.13 |
| | | ... | 1 | 1 | ... | ... | 4 | 9 | 14 | 28 | 9 | 4 | ... | ... | 70 | 0.05 | ... | 2.13 | |

TABLE of DEATHS from MEASLES by Sections and Months in 1921.

| 1 | 2 | | | | | | | 3 | | | | | | | 4 | 5 | 6 | | | | | |
|--------------------------------------|-------------------------|----|----|----|----|----|----|----------|-----------|--------|--------|------|-------|-------|---------|------------|----------|-----------|-----------|--------|--------------------------------------|---|
| Ward. | SECTION. | | | | | | | January. | February. | March. | April. | May. | June. | July. | August. | September. | October. | November. | December. | Total. | Death Ratio per 1,000 of Population. | Mean Ratio per 1,000 of Population during the previous 5 years. |
| A | Upper Colaba | .. | .. | .. | .. | .. | .. | .. | .. | .. | .. | .. | .. | .. | .. | .. | .. | .. | .. | .. | .. | .. |
| | Middle and Lower Colaba | .. | .. | .. | .. | .. | .. | .. | .. | .. | .. | .. | .. | .. | .. | .. | .. | .. | .. | .. | .. | .. |
| | Fort, South | .. | .. | .. | .. | .. | .. | .. | .. | .. | .. | .. | .. | .. | .. | .. | .. | .. | .. | .. | .. | .. |
| | Fort, North | .. | .. | .. | .. | .. | .. | .. | .. | .. | .. | .. | .. | .. | .. | .. | .. | .. | .. | .. | .. | .. |
| | Eepianada | .. | .. | .. | .. | .. | .. | .. | .. | .. | .. | .. | .. | .. | .. | .. | .. | .. | .. | .. | .. | .. |
| B | Mandvi | .. | .. | .. | .. | .. | .. | .. | .. | .. | .. | .. | .. | .. | .. | .. | .. | .. | .. | .. | .. | .. |
| | Chukla | .. | .. | .. | .. | .. | .. | .. | .. | .. | .. | .. | .. | .. | .. | .. | .. | .. | .. | .. | .. | .. |
| | Umarkhadi | .. | .. | .. | .. | .. | .. | .. | .. | .. | .. | .. | .. | .. | .. | .. | .. | .. | .. | .. | .. | .. |
| | Dongri | .. | .. | .. | .. | .. | .. | .. | .. | .. | .. | .. | .. | .. | .. | .. | .. | .. | .. | .. | .. | .. |
| C | Market | .. | .. | .. | .. | .. | .. | .. | .. | .. | .. | .. | .. | .. | .. | .. | .. | .. | .. | .. | .. | .. |
| | Dhobi Talao | .. | .. | .. | .. | .. | .. | .. | .. | .. | .. | .. | .. | .. | .. | .. | .. | .. | .. | .. | .. | .. |
| | Fanaswadi | .. | .. | .. | .. | .. | .. | .. | .. | .. | .. | .. | .. | .. | .. | .. | .. | .. | .. | .. | .. | .. |
| | Bhuleswar | .. | .. | .. | .. | .. | .. | .. | .. | .. | .. | .. | .. | .. | .. | .. | .. | .. | .. | .. | .. | .. |
| | Khara Talao | .. | .. | .. | .. | .. | .. | .. | .. | .. | .. | .. | .. | .. | .. | .. | .. | .. | .. | .. | .. | .. |
| D | Kumbharwada | .. | .. | .. | .. | .. | .. | .. | .. | .. | .. | .. | .. | .. | .. | .. | .. | .. | .. | .. | .. | .. |
| | Khetwadi | .. | .. | .. | .. | .. | .. | .. | .. | .. | .. | .. | .. | .. | .. | .. | .. | .. | .. | .. | .. | .. |
| | Girgaum | .. | .. | .. | .. | .. | .. | .. | .. | .. | .. | .. | .. | .. | .. | .. | .. | .. | .. | .. | .. | .. |
| | Chowpati | .. | .. | .. | .. | .. | .. | .. | .. | .. | .. | .. | .. | .. | .. | .. | .. | .. | .. | .. | .. | .. |
| | Wakleshwar | .. | .. | .. | .. | .. | .. | .. | .. | .. | .. | .. | .. | .. | .. | .. | .. | .. | .. | .. | .. | .. |
| E | Mahalakshmi | .. | .. | .. | .. | .. | .. | .. | .. | .. | .. | .. | .. | .. | .. | .. | .. | .. | .. | .. | .. | .. |
| | Mazagon | .. | .. | .. | .. | .. | .. | .. | .. | .. | .. | .. | .. | .. | .. | .. | .. | .. | .. | .. | .. | .. |
| | Tarwadi | .. | .. | .. | .. | .. | .. | .. | .. | .. | .. | .. | .. | .. | .. | .. | .. | .. | .. | .. | .. | .. |
| | 2nd Nagpada | .. | .. | .. | .. | .. | .. | .. | .. | .. | .. | .. | .. | .. | .. | .. | .. | .. | .. | .. | .. | .. |
| | Kamathipura | .. | .. | .. | .. | .. | .. | .. | .. | .. | .. | .. | .. | .. | .. | .. | .. | .. | .. | .. | .. | .. |
| | Tardeo | .. | .. | .. | .. | .. | .. | .. | .. | .. | .. | .. | .. | .. | .. | .. | .. | .. | .. | .. | .. | .. |
| F | Byculla | .. | .. | .. | .. | .. | .. | .. | .. | .. | .. | .. | .. | .. | .. | .. | .. | .. | .. | .. | .. | .. |
| | 1st Nagpada | .. | .. | .. | .. | .. | .. | .. | .. | .. | .. | .. | .. | .. | .. | .. | .. | .. | .. | .. | .. | .. |
| | Parel | .. | .. | .. | .. | .. | .. | .. | .. | .. | .. | .. | .. | .. | .. | .. | .. | .. | .. | .. | .. | .. |
| | Sewri | .. | .. | .. | .. | .. | .. | .. | .. | .. | .. | .. | .. | .. | .. | .. | .. | .. | .. | .. | .. | .. |
| G | Sion | .. | .. | .. | .. | .. | .. | .. | .. | .. | .. | .. | .. | .. | .. | .. | .. | .. | .. | .. | .. | .. |
| | Mahim | .. | .. | .. | .. | .. | .. | .. | .. | .. | .. | .. | .. | .. | .. | .. | .. | .. | .. | .. | .. | .. |
| | Worli | .. | .. | .. | .. | .. | .. | .. | .. | .. | .. | .. | .. | .. | .. | .. | .. | .. | .. | .. | .. | .. |
| Harbour, Docks, Railways and Unknown | | .. | .. | .. | .. | .. | .. | .. | .. | .. | .. | .. | .. | .. | .. | .. | .. | .. | .. | .. | .. | .. |
| Total | | | | | | | 16 | 29 | 66 | 53 | 23 | 7 | 1 | 2 | 1 | 1 | 1 | 1 | 201 | 0.17 | 0.35 | |

TABLE of DEATHS from PLAGUE by Sections and Months in 1921.

| 1 | 2 | | 3 | | | | | | | | | | | | 4 | 5 | 6 |
|-------|--------------------------------------|-----|----------|-----------|--------|--------|------|-------|-------|---------|------------|----------|-----------|-----------|--------|--------------------------------------|---|
| Ward. | SECTION. | | January. | February. | March. | April. | May. | June. | July. | August. | September. | October. | November. | December. | Total. | Death Ratio per 1,000 of Population. | Mean Ratio per 1,000 of Population during the previous 5 years. |
| A | Upper Colaba | ... | ... | ... | ... | ... | ... | ... | ... | ... | ... | ... | ... | ... | ... | ... | 1.92 |
| | Middle and Lower Colaba | ... | ... | ... | ... | ... | ... | ... | ... | ... | ... | ... | ... | ... | 28 | 1.42 | 3.86 |
| | Fort, South | ... | ... | ... | ... | ... | ... | ... | ... | ... | ... | ... | ... | ... | 9 | 0.57 | 2.02 |
| | Fort, North | ... | ... | ... | ... | ... | ... | ... | ... | ... | ... | ... | ... | ... | 41 | 1.61 | 1.96 |
| B | Esplanade | ... | ... | ... | ... | ... | ... | ... | ... | ... | ... | ... | ... | ... | 14 | 0.78 | 0.90 |
| | Mandvi | ... | ... | ... | ... | ... | ... | ... | ... | ... | ... | ... | ... | ... | 26 | 0.78 | 1.98 |
| | Chukla | ... | ... | ... | ... | ... | ... | ... | ... | ... | ... | ... | ... | ... | 15 | 0.61 | 1.23 |
| | Umarkhadi | ... | ... | ... | ... | ... | ... | ... | ... | ... | ... | ... | ... | ... | 28 | 0.61 | 1.31 |
| C | Dongri | ... | ... | ... | ... | ... | ... | ... | ... | ... | ... | ... | ... | ... | 9 | 0.33 | 0.80 |
| | Market | ... | ... | ... | ... | ... | ... | ... | ... | ... | ... | ... | ... | ... | 36 | 1.19 | 1.39 |
| | Dhobi Talao | ... | ... | ... | ... | ... | ... | ... | ... | ... | ... | ... | ... | ... | 53 | 1.37 | 0.85 |
| | Fanaswadi | ... | ... | ... | ... | ... | ... | ... | ... | ... | ... | ... | ... | ... | 21 | 0.76 | 0.91 |
| D | Ehuleshwar | ... | ... | ... | ... | ... | ... | ... | ... | ... | ... | ... | ... | ... | 39 | 1.06 | 1.28 |
| | Khara Talao | ... | ... | ... | ... | ... | ... | ... | ... | ... | ... | ... | ... | ... | 16 | 0.69 | 1.13 |
| | Kumbharwada | ... | ... | ... | ... | ... | ... | ... | ... | ... | ... | ... | ... | ... | 11 | 0.39 | 0.97 |
| | Khetwadi | ... | ... | ... | ... | ... | ... | ... | ... | ... | ... | ... | ... | ... | 26 | 0.81 | 0.81 |
| E | Girgaum | ... | ... | ... | ... | ... | ... | ... | ... | ... | ... | ... | ... | ... | 17 | 0.55 | 0.94 |
| | Chowpati | ... | ... | ... | ... | ... | ... | ... | ... | ... | ... | ... | ... | ... | 18 | 1.14 | 0.70 |
| | Walkeshwar | ... | ... | ... | ... | ... | ... | ... | ... | ... | ... | ... | ... | ... | 41 | 3.85 | 1.69 |
| | Mahalakshmi | ... | ... | ... | ... | ... | ... | ... | ... | ... | ... | ... | ... | ... | 27 | 1.02 | 1.40 |
| F | Mazagon | ... | ... | ... | ... | ... | ... | ... | ... | ... | ... | ... | ... | ... | 54 | 1.79 | 1.29 |
| | Tarwadi | ... | ... | ... | ... | ... | ... | ... | ... | ... | ... | ... | ... | ... | 34 | 1.19 | 1.26 |
| | 2nd Nagpada | ... | ... | ... | ... | ... | ... | ... | ... | ... | ... | ... | ... | ... | 8 | 0.36 | 0.48 |
| | Kamathipura | ... | ... | ... | ... | ... | ... | ... | ... | ... | ... | ... | ... | ... | 15 | 0.40 | 1.14 |
| | Tardeo | ... | ... | ... | ... | ... | ... | ... | ... | ... | ... | ... | ... | ... | 9 | 0.33 | 1.08 |
| | Byculla | ... | ... | ... | ... | ... | ... | ... | ... | ... | ... | ... | ... | ... | 52 | 0.69 | 1.08 |
| G | 1st Nagpada | ... | ... | ... | ... | ... | ... | ... | ... | ... | ... | ... | ... | ... | 1 | 0.15 | 0.46 |
| | Parel | ... | ... | ... | ... | ... | ... | ... | ... | ... | ... | ... | ... | ... | 27 | 0.59 | 1.30 |
| | Sewri | ... | ... | ... | ... | ... | ... | ... | ... | ... | ... | ... | ... | ... | 10 | 0.52 | 1.25 |
| G | Ston | ... | ... | ... | ... | ... | ... | ... | ... | ... | ... | ... | ... | ... | 7 | 0.32 | 1.53 |
| | Mahim | ... | ... | ... | ... | ... | ... | ... | ... | ... | ... | ... | ... | ... | 12 | 0.39 | 1.34 |
| G | Worli | ... | ... | ... | ... | ... | ... | ... | ... | ... | ... | ... | ... | ... | 114 | 1.27 | 1.13 |
| | Harbour, Docks, Railways and Unknown | ... | ... | ... | ... | ... | ... | ... | ... | ... | ... | ... | ... | ... | 5 | 0.11 | 0.06 |
| Total | | | 5 | 30 | 132 | 344 | 185 | 24 | 18 | 22 | 22 | 11 | 2 | 6 | 811 | 0.68 | 1.18 |

TABLE of DEATHS from MALARIA (including AGUE and REMITTENT FEVER) by Sections and Months in 1921.

| 1 | 2 | 3 | | | | | | | | | | | | 4 | 5 | 6 | | |
|---|---------------------------------------|-------|----------|----------|-----------|--------|--------|------|-------|-------|---------|------------|----------|-----|-----|-------|-----------|-----------|
| | | Ward. | SECTION. | January. | February. | March. | April. | May. | June. | July. | August. | September. | October. | | | | November. | December. |
| A | Upper Colaba | ... | ... | ... | ... | ... | ... | ... | ... | ... | ... | ... | ... | ... | ... | 15 | 4.00 | |
| | Middle and Lower Colaba | ... | ... | ... | ... | ... | ... | ... | ... | ... | ... | ... | ... | ... | ... | 26 | 1.29 | |
| | Fort, South | ... | ... | ... | ... | ... | ... | ... | ... | ... | ... | ... | ... | ... | ... | 7 | 1.68 | |
| | Fort, North | ... | ... | ... | ... | ... | ... | ... | ... | ... | ... | ... | ... | ... | ... | 105 | 3.39 | |
| | Esplanade | ... | ... | ... | ... | ... | ... | ... | ... | ... | ... | ... | ... | ... | ... | 63 | 4.04 | |
| B | Mandvi | ... | ... | ... | ... | ... | ... | ... | ... | ... | ... | ... | ... | ... | ... | 59 | 1.53 | |
| | Chukla | ... | ... | ... | ... | ... | ... | ... | ... | ... | ... | ... | ... | ... | ... | 20 | 0.86 | |
| | Umarkhadi | ... | ... | ... | ... | ... | ... | ... | ... | ... | ... | ... | ... | ... | ... | 267 | 6.44 | |
| | Dongri | ... | ... | ... | ... | ... | ... | ... | ... | ... | ... | ... | ... | ... | ... | 121 | 5.83 | |
| C | Market | ... | ... | ... | ... | ... | ... | ... | ... | ... | ... | ... | ... | ... | ... | 38 | 0.94 | |
| | Dhobi Talao | ... | ... | ... | ... | ... | ... | ... | ... | ... | ... | ... | ... | ... | ... | 77 | 1.82 | |
| | Fanaswadi | ... | ... | ... | ... | ... | ... | ... | ... | ... | ... | ... | ... | ... | ... | 66 | 2.19 | |
| | Bhuleswar | ... | ... | ... | ... | ... | ... | ... | ... | ... | ... | ... | ... | ... | ... | 52 | 1.50 | |
| | Khara Talao | ... | ... | ... | ... | ... | ... | ... | ... | ... | ... | ... | ... | ... | ... | 72 | 3.00 | |
| | Kumbharwada | ... | ... | ... | ... | ... | ... | ... | ... | ... | ... | ... | ... | ... | ... | 75 | 2.30 | |
| D | Khetvadi | ... | ... | ... | ... | ... | ... | ... | ... | ... | ... | ... | ... | ... | ... | 146 | 3.68 | |
| | Girgaum | ... | ... | ... | ... | ... | ... | ... | ... | ... | ... | ... | ... | ... | ... | 113 | 3.19 | |
| | Chowpali | ... | ... | ... | ... | ... | ... | ... | ... | ... | ... | ... | ... | ... | ... | 28 | 1.96 | |
| | Walkeshwar | ... | ... | ... | ... | ... | ... | ... | ... | ... | ... | ... | ... | ... | ... | 33 | 1.82 | |
| | Mahalakshmi | ... | ... | ... | ... | ... | ... | ... | ... | ... | ... | ... | ... | ... | ... | 57 | 1.49 | |
| E | Mazagon | ... | ... | ... | ... | ... | ... | ... | ... | ... | ... | ... | ... | ... | ... | 241 | 6.55 | |
| | Tarwadi | ... | ... | ... | ... | ... | ... | ... | ... | ... | ... | ... | ... | ... | ... | 183 | 4.46 | |
| | 2nd Nagpada | ... | ... | ... | ... | ... | ... | ... | ... | ... | ... | ... | ... | ... | ... | 117 | 5.06 | |
| | Kamathipura | ... | ... | ... | ... | ... | ... | ... | ... | ... | ... | ... | ... | ... | ... | 380 | 8.53 | |
| | Tardeo | ... | ... | ... | ... | ... | ... | ... | ... | ... | ... | ... | ... | ... | ... | 113 | 3.53 | |
| | Byculla | ... | ... | ... | ... | ... | ... | ... | ... | ... | ... | ... | ... | ... | ... | 635 | 6.95 | |
| F | 1st Nagpada | ... | ... | ... | ... | ... | ... | ... | ... | ... | ... | ... | ... | ... | ... | 15 | 1.96 | |
| | Parel | ... | ... | ... | ... | ... | ... | ... | ... | ... | ... | ... | ... | ... | ... | 23 | 5.28 | |
| | Sewri | ... | ... | ... | ... | ... | ... | ... | ... | ... | ... | ... | ... | ... | ... | 158 | 5.51 | |
| | Sion | ... | ... | ... | ... | ... | ... | ... | ... | ... | ... | ... | ... | ... | ... | 417 | 7.38 | |
| G | Mahim | ... | ... | ... | ... | ... | ... | ... | ... | ... | ... | ... | ... | ... | ... | 185 | 3.84 | |
| | Worli | ... | ... | ... | ... | ... | ... | ... | ... | ... | ... | ... | ... | ... | ... | 557 | 4.64 | |
| | Harbour, Docks, Railways, and Unknown | ... | ... | ... | ... | ... | ... | ... | ... | ... | ... | ... | ... | ... | ... | 86 | 0.94 | |
| | Total | ... | ... | ... | ... | ... | ... | ... | ... | ... | ... | ... | ... | ... | ... | 4,779 | 4.06 | |

TABLE of DEATHS from ENTERIC FEVER by Sections and Months in 1921.

| 1 Ward. | 2 SECTION. | | | | | | | | | | | | 3 | | | | | | | | | | | | 4 Total. | 5 Death Ratio per 1,000 of Population. | 6 Mean Ratio per 1,000 of Population during the previous 5 years. | | | | |
|------------|--|-----|-----|-----|-----|-----|-----|-----|-----|-----|-----|-----|----------|-----------|--------|--------|------|-------|-------|---------|------------|----------|-----------|-----------|-------------|---|---|----|---|-----|------|
| | | | | | | | | | | | | | January. | February. | March. | April. | May. | June. | July. | August. | September. | October. | November. | December. | | | | | | | |
| A | Upper Colaba ... | ... | ... | ... | ... | ... | ... | ... | ... | ... | ... | ... | ... | ... | ... | ... | ... | 1 | 0.26 | 2.56 | | | | | | | | | | | |
| | Middle and Lower Colaba ... | ... | ... | ... | ... | ... | ... | ... | ... | ... | ... | ... | ... | ... | ... | ... | ... | 3 | 0.14 | 0.30 | | | | | | | | | | | |
| | Fort, South ... | ... | ... | ... | ... | ... | ... | ... | ... | ... | ... | ... | ... | ... | ... | ... | ... | 1 | 0.24 | 1.44 | | | | | | | | | | | |
| | Fort, North ... | ... | ... | ... | ... | ... | ... | ... | ... | ... | ... | ... | ... | ... | ... | ... | ... | 1 | 0.24 | 1.44 | | | | | | | | | | | |
| B | Esplanade ... | ... | ... | ... | ... | ... | ... | ... | ... | ... | ... | ... | ... | ... | ... | ... | ... | 18 | 0.42 | 0.51 | | | | | | | | | | | |
| | Mandvi ... | ... | ... | ... | ... | ... | ... | ... | ... | ... | ... | ... | ... | ... | ... | ... | ... | 7 | 0.44 | 0.78 | | | | | | | | | | | |
| | Chukla ... | ... | ... | ... | ... | ... | ... | ... | ... | ... | ... | ... | ... | ... | ... | ... | ... | 6 | 0.15 | 0.09 | | | | | | | | | | | |
| | Umarkhadi ... | ... | ... | ... | ... | ... | ... | ... | ... | ... | ... | ... | ... | ... | ... | ... | ... | 2 | 0.08 | 0.04 | | | | | | | | | | | |
| C | Dongri ... | ... | ... | ... | ... | ... | ... | ... | ... | ... | ... | ... | ... | ... | ... | ... | ... | 7 | 0.14 | 0.10 | | | | | | | | | | | |
| | Market ... | ... | ... | ... | ... | ... | ... | ... | ... | ... | ... | ... | ... | ... | ... | ... | ... | 6 | 0.24 | 0.08 | | | | | | | | | | | |
| | Dhobi Talao ... | ... | ... | ... | ... | ... | ... | ... | ... | ... | ... | ... | ... | ... | ... | ... | ... | 5 | 0.14 | 0.19 | | | | | | | | | | | |
| | Fanaswadi ... | ... | ... | ... | ... | ... | ... | ... | ... | ... | ... | ... | ... | ... | ... | ... | ... | 10 | 0.28 | 0.28 | | | | | | | | | | | |
| D | Bhuleshwar ... | ... | ... | ... | ... | ... | ... | ... | ... | ... | ... | ... | ... | ... | ... | ... | ... | 4 | 0.13 | 0.21 | | | | | | | | | | | |
| | Khara Talao ... | ... | ... | ... | ... | ... | ... | ... | ... | ... | ... | ... | ... | ... | ... | ... | ... | 5 | 0.14 | 0.06 | | | | | | | | | | | |
| | Kumbhatwada ... | ... | ... | ... | ... | ... | ... | ... | ... | ... | ... | ... | ... | ... | ... | ... | ... | 1 | 0.08 | 0.08 | | | | | | | | | | | |
| | Khetwadi ... | ... | ... | ... | ... | ... | ... | ... | ... | ... | ... | ... | ... | ... | ... | ... | ... | 7 | 0.17 | 0.21 | | | | | | | | | | | |
| E | Girgaum ... | ... | ... | ... | ... | ... | ... | ... | ... | ... | ... | ... | ... | ... | ... | ... | ... | 6 | 0.16 | 0.22 | | | | | | | | | | | |
| | Chowpati ... | ... | ... | ... | ... | ... | ... | ... | ... | ... | ... | ... | ... | ... | ... | ... | ... | 1 | 0.07 | 0.52 | | | | | | | | | | | |
| | Walkeshwar ... | ... | ... | ... | ... | ... | ... | ... | ... | ... | ... | ... | ... | ... | ... | ... | ... | 2 | 0.11 | 0.09 | | | | | | | | | | | |
| | Mahalakshmi ... | ... | ... | ... | ... | ... | ... | ... | ... | ... | ... | ... | ... | ... | ... | ... | ... | 7 | 0.18 | 0.19 | | | | | | | | | | | |
| F | Mazagon ... | ... | ... | ... | ... | ... | ... | ... | ... | ... | ... | ... | ... | ... | ... | ... | ... | 1 | 0.02 | 0.06 | | | | | | | | | | | |
| | Tarwadi ... | ... | ... | ... | ... | ... | ... | ... | ... | ... | ... | ... | ... | ... | ... | ... | ... | 6 | 0.14 | 0.21 | | | | | | | | | | | |
| | 2nd Nagpada ... | ... | ... | ... | ... | ... | ... | ... | ... | ... | ... | ... | ... | ... | ... | ... | ... | 1 | 0.02 | 0.04 | | | | | | | | | | | |
| | Kamathipura ... | ... | ... | ... | ... | ... | ... | ... | ... | ... | ... | ... | ... | ... | ... | ... | ... | 1 | 0.02 | 0.02 | | | | | | | | | | | |
| G | Tardeo ... | ... | ... | ... | ... | ... | ... | ... | ... | ... | ... | ... | ... | ... | ... | ... | ... | 5 | 0.16 | 0.14 | | | | | | | | | | | |
| | Byculla ... | ... | ... | ... | ... | ... | ... | ... | ... | ... | ... | ... | ... | ... | ... | ... | ... | 17 | 0.18 | 0.11 | | | | | | | | | | | |
| | 1st Nagpada ... | ... | ... | ... | ... | ... | ... | ... | ... | ... | ... | ... | ... | ... | ... | ... | ... | 1 | 0.13 | 0.15 | | | | | | | | | | | |
| | Parel ... | ... | ... | ... | ... | ... | ... | ... | ... | ... | ... | ... | ... | ... | ... | ... | ... | 9 | 0.14 | 0.08 | | | | | | | | | | | |
| H | Sewri ... | ... | ... | ... | ... | ... | ... | ... | ... | ... | ... | ... | ... | ... | ... | ... | ... | 5 | 0.08 | 0.13 | | | | | | | | | | | |
| | Sion ... | ... | ... | ... | ... | ... | ... | ... | ... | ... | ... | ... | ... | ... | ... | ... | ... | 5 | 0.08 | 0.13 | | | | | | | | | | | |
| I | Mahim ... | ... | ... | ... | ... | ... | ... | ... | ... | ... | ... | ... | ... | ... | ... | ... | ... | 2 | 0.04 | 0.09 | | | | | | | | | | | |
| | Worli ... | ... | ... | ... | ... | ... | ... | ... | ... | ... | ... | ... | ... | ... | ... | ... | ... | 3 | 0.02 | 0.06 | | | | | | | | | | | |
| J | Harbour, Docks, Railways and Unknown ... | ... | ... | ... | ... | ... | ... | ... | ... | ... | ... | ... | ... | ... | ... | ... | ... | 9 | 0.23 | 0.06 | | | | | | | | | | | |
| | Total ... | ... | ... | ... | ... | ... | ... | ... | ... | ... | ... | ... | ... | ... | ... | ... | ... | 14 | 5 | 8 | 11 | 11 | 20 | 11 | 18 | 15 | 16 | 16 | 7 | 152 | 0.12 |

TABLE of DEATHS from FEVER NOT DEFINED by Sections and Months in 1921.

| 1 Ward. | 2 SECTION. | | | | | | | | 3 | | | | | | | | | | | | 4 | 5 | 6 | | | | | | | | | |
|------------|--------------------------------------|-----|-----|-----|-----|-----|-----|-----|----------|-----------|--------|--------|------|-------|-------|---------|------------|----------|-----------|-----------|--------|--------------------------------------|---|----|----|----|----|----|----|-----|------|-------|
| | | | | | | | | | January. | February. | March. | April. | May. | June. | July. | August. | September. | October. | November. | December. | Total. | Death Ratio per 1,000 of Population. | Mean Ratio per 1,000 of Population during the previous 5 years. | | | | | | | | | |
| A | Upper Colaba | ... | ... | ... | ... | ... | ... | ... | ... | ... | ... | ... | ... | ... | ... | ... | ... | 3 | 0.80 | | | | | | | | | | | | | |
| | Middle and Lower Colaba | ... | ... | ... | ... | ... | ... | ... | ... | ... | ... | ... | ... | ... | ... | ... | ... | 9 | 0.44 | | | | | | | | | | | | | |
| | Fort, South | ... | ... | ... | ... | ... | ... | ... | ... | ... | ... | ... | ... | ... | ... | ... | ... | 18 | 0.58 | | | | | | | | | | | | | |
| | Fort, North Esplanade | ... | ... | ... | ... | ... | ... | ... | ... | ... | ... | ... | ... | ... | ... | ... | ... | 10 | 0.64 | | | | | | | | | | | | | |
| B | Mandvi | ... | ... | ... | ... | ... | ... | ... | ... | ... | ... | ... | ... | ... | ... | ... | ... | 26 | 0.67 | | | | | | | | | | | | | |
| | Chukla | ... | ... | ... | ... | ... | ... | ... | ... | ... | ... | ... | ... | ... | ... | ... | ... | 6 | 0.26 | | | | | | | | | | | | | |
| | Umarkhadi | ... | ... | ... | ... | ... | ... | ... | ... | ... | ... | ... | ... | ... | ... | ... | ... | 4 | 0.08 | | | | | | | | | | | | | |
| | Dongri | ... | ... | ... | ... | ... | ... | ... | ... | ... | ... | ... | ... | ... | ... | ... | ... | 1 | 0.04 | | | | | | | | | | | | | |
| C | Market | ... | ... | ... | ... | ... | ... | ... | ... | ... | ... | ... | ... | ... | ... | ... | ... | 35 | 0.71 | | | | | | | | | | | | | |
| | Dhobi Talao | ... | ... | ... | ... | ... | ... | ... | ... | ... | ... | ... | ... | ... | ... | ... | ... | 36 | 0.85 | | | | | | | | | | | | | |
| | Fanaswadi | ... | ... | ... | ... | ... | ... | ... | ... | ... | ... | ... | ... | ... | ... | ... | ... | 12 | 0.39 | | | | | | | | | | | | | |
| | Bhuleshwar | ... | ... | ... | ... | ... | ... | ... | ... | ... | ... | ... | ... | ... | ... | ... | ... | 2 | 0.25 | | | | | | | | | | | | | |
| | Khara Talao | ... | ... | ... | ... | ... | ... | ... | ... | ... | ... | ... | ... | ... | ... | ... | ... | 2 | 0.08 | | | | | | | | | | | | | |
| | Kumbharwada | ... | ... | ... | ... | ... | ... | ... | ... | ... | ... | ... | ... | ... | ... | ... | ... | 1 | 0.03 | | | | | | | | | | | | | |
| D | Khetwadi | ... | ... | ... | ... | ... | ... | ... | ... | ... | ... | ... | ... | ... | ... | ... | ... | 10 | 0.25 | | | | | | | | | | | | | |
| | Girgaum | ... | ... | ... | ... | ... | ... | ... | ... | ... | ... | ... | ... | ... | ... | ... | ... | 12 | 0.88 | | | | | | | | | | | | | |
| | Chowpati | ... | ... | ... | ... | ... | ... | ... | ... | ... | ... | ... | ... | ... | ... | ... | ... | 2 | 0.14 | | | | | | | | | | | | | |
| | Walkeshwar | ... | ... | ... | ... | ... | ... | ... | ... | ... | ... | ... | ... | ... | ... | ... | ... | 2 | 0.11 | | | | | | | | | | | | | |
| E | Mahalakshmi | ... | ... | ... | ... | ... | ... | ... | ... | ... | ... | ... | ... | ... | ... | ... | ... | 11 | 0.28 | | | | | | | | | | | | | |
| | Mazagon | ... | ... | ... | ... | ... | ... | ... | ... | ... | ... | ... | ... | ... | ... | ... | ... | 17 | 0.46 | | | | | | | | | | | | | |
| | Tarwadi | ... | ... | ... | ... | ... | ... | ... | ... | ... | ... | ... | ... | ... | ... | ... | ... | 10 | 0.24 | | | | | | | | | | | | | |
| | 2nd Nagpada | ... | ... | ... | ... | ... | ... | ... | ... | ... | ... | ... | ... | ... | ... | ... | ... | 1 | 0.01 | | | | | | | | | | | | | |
| | Kamathipura | ... | ... | ... | ... | ... | ... | ... | ... | ... | ... | ... | ... | ... | ... | ... | ... | 7 | 0.16 | | | | | | | | | | | | | |
| | Tardeo | ... | ... | ... | ... | ... | ... | ... | ... | ... | ... | ... | ... | ... | ... | ... | ... | 6 | 0.18 | | | | | | | | | | | | | |
| F | Byculla | ... | ... | ... | ... | ... | ... | ... | ... | ... | ... | ... | ... | ... | ... | ... | ... | 23 | 0.26 | | | | | | | | | | | | | |
| | 1st Nagpada | ... | ... | ... | ... | ... | ... | ... | ... | ... | ... | ... | ... | ... | ... | ... | ... | 1 | 0.13 | | | | | | | | | | | | | |
| | Parel | ... | ... | ... | ... | ... | ... | ... | ... | ... | ... | ... | ... | ... | ... | ... | ... | 18 | 0.29 | | | | | | | | | | | | | |
| G | Sewri | ... | ... | ... | ... | ... | ... | ... | ... | ... | ... | ... | ... | ... | ... | ... | ... | 6 | 0.20 | | | | | | | | | | | | | |
| | Sion | ... | ... | ... | ... | ... | ... | ... | ... | ... | ... | ... | ... | ... | ... | ... | ... | 15 | 0.26 | | | | | | | | | | | | | |
| G | Mahim | ... | ... | ... | ... | ... | ... | ... | ... | ... | ... | ... | ... | ... | ... | ... | ... | 8 | 0.16 | | | | | | | | | | | | | |
| | Worli | ... | ... | ... | ... | ... | ... | ... | ... | ... | ... | ... | ... | ... | ... | ... | ... | 30 | 0.26 | | | | | | | | | | | | | |
| | Harbour, Decks, Railways and Unknown | ... | ... | ... | ... | ... | ... | ... | ... | ... | ... | ... | ... | ... | ... | ... | ... | 1 | 0.02 | | | | | | | | | | | | | |
| | Total | ... | ... | ... | ... | ... | ... | ... | ... | ... | ... | ... | ... | ... | ... | ... | ... | 43 | 24 | 38 | 37 | 36 | 21 | 18 | 18 | 28 | 27 | 20 | 25 | 335 | 0.23 | |

TABLE of DEATHS from DIARRHOEA, ENTERITIS and DYSENTERY by Sections and Months in 1921.

| 1 | 2 | | | | | | | 3 | | | | | | | | | | | | 4 | 5 | 6 |
|-------|--|-----|-----|-----|-----|-----|-----|---------|----------|----------|-----------|--------|--------|------|-------|-------|---------|------------|----------|-------|-------|-------|
| | | | | | | | | War. l. | SECTION. | January. | February. | March. | April. | May. | June. | July. | August. | September. | October. | | | |
| A | Upper Colaba ... | ... | ... | ... | ... | ... | ... | 2 | 2 | ... | 3 | ... | 1 | 3 | 1 | 1 | 2 | 1 | 14 | 3.73 | | |
| | Middle and Lower Colaba ... | ... | ... | ... | ... | ... | ... | 6 | 2 | ... | 5 | ... | 4 | 4 | 6 | 10 | 3 | 44 | 2.19 | | | |
| | Fort, South ... | ... | ... | ... | ... | ... | ... | 2 | ... | ... | ... | ... | 1 | 3 | 1 | ... | ... | 8 | 1.92 | | | |
| | Fort, North ... | ... | ... | ... | ... | ... | ... | 22 | 10 | 13 | 8 | 8 | 7 | 8 | 13 | 18 | 19 | 11 | 20 | 150 | 4.85 | |
| B | Esplanade ... | ... | ... | ... | ... | ... | ... | 12 | 7 | 11 | 10 | 7 | 11 | 11 | 14 | 10 | 14 | 10 | 3 | 120 | 7.70 | |
| | Mandvi ... | ... | ... | ... | ... | ... | ... | 12 | 12 | 10 | 9 | 5 | 11 | 7 | 9 | 19 | 3 | 9 | 9 | 115 | 2.97 | |
| | Chukla ... | ... | ... | ... | ... | ... | ... | 3 | 6 | 4 | 6 | 1 | 6 | 5 | 8 | 4 | 6 | 2 | 8 | 58 | 2.52 | |
| | Umankhadi ... | ... | ... | ... | ... | ... | ... | 12 | 4 | 18 | 20 | 24 | 10 | 13 | 34 | 39 | 28 | 34 | 45 | 281 | 5.95 | |
| C | Dongri ... | ... | ... | ... | ... | ... | ... | 5 | 2 | 4 | 5 | 16 | 3 | 13 | 16 | 19 | 10 | 18 | 13 | 124 | 5.97 | |
| | Market ... | ... | ... | ... | ... | ... | ... | 13 | 5 | 6 | 8 | 5 | 5 | 5 | 8 | 8 | 12 | 11 | 5 | 91 | 2.59 | |
| | Dhobi Talao ... | ... | ... | ... | ... | ... | ... | 13 | 4 | 7 | 6 | 10 | 7 | 7 | 20 | 17 | 13 | 10 | 11 | 125 | 1.96 | |
| | Fanaswadi ... | ... | ... | ... | ... | ... | ... | 7 | 4 | 7 | 1 | 2 | 2 | 10 | 5 | ... | 3 | 2 | 3 | 59 | 1.95 | |
| | Bhuleshwar ... | ... | ... | ... | ... | ... | ... | 9 | 8 | 11 | 12 | 4 | 8 | 3 | 10 | 16 | 11 | 10 | 7 | 108 | 3.11 | |
| | Khara Talao ... | ... | ... | ... | ... | ... | ... | 5 | 8 | 5 | 4 | 4 | 1 | 6 | 9 | 8 | 5 | 4 | 2 | 62 | 2.69 | |
| D | Kumbharwada ... | ... | ... | ... | ... | ... | ... | 8 | 7 | 6 | 4 | 6 | 7 | 7 | 5 | 8 | 7 | 5 | 2 | 72 | 2.21 | |
| | Khetwadi ... | ... | ... | ... | ... | ... | ... | 9 | 13 | 9 | 7 | 11 | 8 | 10 | 17 | 10 | 8 | 7 | 13 | 122 | 3.07 | |
| | Girgaum ... | ... | ... | ... | ... | ... | ... | 8 | 4 | 4 | 5 | 8 | 3 | 4 | 7 | 9 | 4 | 3 | 2 | 56 | 1.55 | |
| | Chowpati ... | ... | ... | ... | ... | ... | ... | 4 | 4 | 3 | 1 | 2 | ... | 2 | 2 | 3 | 1 | 4 | 1 | 27 | 1.89 | |
| | Walkeshwar ... | ... | ... | ... | ... | ... | ... | 5 | 1 | 4 | 2 | 1 | 1 | 2 | 5 | 2 | 3 | 1 | 3 | 29 | 1.60 | |
| E | Mahalakshmi ... | ... | ... | ... | ... | ... | ... | 8 | 7 | 29 | 15 | 9 | 8 | 14 | 16 | 17 | 6 | 11 | 11 | 151 | 3.96 | |
| | Mazagon ... | ... | ... | ... | ... | ... | ... | 20 | 24 | 31 | 27 | 17 | 10 | 10 | 12 | 16 | 15 | 16 | 17 | 209 | 5.68 | |
| | Tarwadi ... | ... | ... | ... | ... | ... | ... | 18 | 18 | 22 | 19 | 15 | 18 | 10 | 9 | 11 | 13 | 7 | 10 | 170 | 4.17 | |
| | 2nd Nagpada ... | ... | ... | ... | ... | ... | ... | 9 | 14 | 21 | 6 | 13 | 14 | 11 | 8 | 12 | 8 | 7 | 9 | 132 | 5.71 | |
| | Kamatbipura ... | ... | ... | ... | ... | ... | ... | 27 | 18 | 25 | 20 | 11 | 5 | 6 | 10 | 20 | 10 | 16 | 12 | 180 | 4.03 | |
| | Tardeo ... | ... | ... | ... | ... | ... | ... | 14 | 11 | 16 | 15 | 10 | 4 | 10 | 12 | 10 | 18 | 7 | 13 | 140 | 4.37 | |
| | Byculla ... | ... | ... | ... | ... | ... | ... | 23 | 22 | 56 | 16 | 23 | 29 | 30 | 29 | 30 | 32 | 16 | 33 | 338 | 3.70 | |
| F | 1st Nagpada ... | ... | ... | ... | ... | ... | ... | 1 | 2 | 2 | 5 | ... | 1 | 2 | 1 | 1 | 2 | 2 | 2 | 21 | 2.74 | |
| | Parel ... | ... | ... | ... | ... | ... | ... | 29 | 17 | 15 | 18 | 20 | 19 | 16 | 23 | 14 | 14 | 14 | 14 | 213 | 5.53 | |
| | Sewri ... | ... | ... | ... | ... | ... | ... | 38 | 24 | 25 | 28 | 16 | 17 | 14 | 14 | 12 | 14 | 15 | 6 | 223 | 7.78 | |
| G | Sion ... | ... | ... | ... | ... | ... | ... | 43 | 41 | 35 | 48 | 42 | 23 | 41 | 51 | 82 | 65 | 36 | 30 | 537 | 9.51 | |
| | Mahim ... | ... | ... | ... | ... | ... | ... | 26 | 37 | 53 | 34 | 35 | 24 | 24 | 23 | 27 | 17 | 23 | 10 | 333 | 6.91 | |
| | Worli ... | ... | ... | ... | ... | ... | ... | 45 | 40 | 55 | 39 | 49 | 23 | 41 | 72 | 72 | 56 | 37 | 40 | 569 | 4.74 | |
| Total | Harbour, Docks, Railways and Unknown ... | ... | ... | ... | ... | ... | ... | ... | 1 | ... | 1 | 1 | 3 | ... | 10 | 21 | 20 | 9 | 10 | 76 | 1.99 | |
| | | ... | ... | ... | ... | ... | ... | 455 | 379 | 510 | 402 | 377 | 296 | 343 | 490 | 542 | 443 | 353 | 367 | 4,957 | 4.21 | |

TABLE of DEATHS from TUBERCULOSIS by Sections and Months in 1921.

| 1 Ward. | 2 SECTION. | | | | | | | 3 | | | | | | | | | | | | 4 Total. | 5 Death Ratio per 1,000 of Population. | 6 Mean Ratio per 1,000 of Population during the previous 5 years. | |
|------------|--------------------------------------|-----|-----|-----|-----|-----|-----|----------|-----------|--------|--------|------|-------|-------|---------|------------|----------|-----------|-----------|-------------|---|---|------|
| | | | | | | | | January. | February. | March. | April. | May. | June. | July. | August. | September. | October. | November. | December. | | | | |
| A | Upper Colaba | ... | ... | ... | ... | ... | ... | 1 | 1 | ... | ... | 1 | 2 | ... | 1 | ... | 1 | ... | 1 | 8 | 2.13 | 8.34 | |
| | Middle and Lower Colaba | ... | ... | ... | ... | ... | ... | 2 | 2 | 1 | ... | ... | 1 | 2 | ... | 8 | 3 | ... | 1 | 20 | 0.99 | 1.77 | |
| | Fort, South | ... | ... | ... | ... | ... | ... | 1 | 1 | ... | ... | ... | ... | ... | ... | ... | ... | ... | ... | 3 | 0.72 | 12.42 | |
| | Fort, North | ... | ... | ... | ... | ... | ... | 9 | 9 | 6 | ... | ... | ... | 7 | ... | 9 | ... | 10 | ... | 4 | 86 | 2.78 | 4.01 |
| | Esplanade | ... | ... | ... | ... | ... | ... | 15 | 12 | 16 | 13 | 13 | 6 | 32 | 34 | 11 | 13 | 11 | 6 | 171 | 10.98 | 5.68 | |
| B | Mandvi | ... | ... | ... | ... | ... | ... | 9 | 6 | 6 | 2 | 1 | 5 | 14 | 4 | 4 | 8 | 8 | 4 | 61 | 1.57 | 2.56 | |
| | Chukla | ... | ... | ... | ... | ... | ... | 5 | 1 | 3 | ... | 1 | 2 | 6 | 11 | 5 | 5 | 5 | 5 | 52 | 2.26 | 2.51 | |
| | Umarkhadi | ... | ... | ... | ... | ... | ... | 12 | 16 | 7 | 2 | 6 | 3 | 6 | 9 | 5 | 14 | 19 | 5 | 102 | 2.16 | 2.01 | |
| | Dongri | ... | ... | ... | ... | ... | ... | 6 | ... | 3 | ... | 3 | 1 | 3 | ... | 4 | 7 | 2 | 4 | 33 | 1.59 | 0.77 | |
| C | Market | ... | ... | ... | ... | ... | ... | 1 | ... | 4 | ... | 3 | 4 | 2 | 5 | 2 | 2 | ... | 1 | 24 | 0.68 | 1.52 | |
| | Dhobi Talao | ... | ... | ... | ... | ... | ... | 2 | 2 | 1 | 5 | 2 | 7 | 7 | 6 | 1 | 3 | ... | 4 | 51 | 1.20 | 1.67 | |
| | Fanaswadi | ... | ... | ... | ... | ... | ... | 4 | 2 | ... | ... | ... | 2 | 2 | ... | 1 | 4 | 4 | 1 | 21 | 0.69 | 1.45 | |
| | Bhuleshwar | ... | ... | ... | ... | ... | ... | 6 | 4 | 5 | 6 | 4 | 4 | 2 | 3 | 1 | 4 | 4 | 2 | 6 | 48 | 1.38 | 1.01 |
| | Khara Talao | ... | ... | ... | ... | ... | ... | 7 | 6 | 7 | 4 | 3 | 1 | 2 | 2 | 6 | 5 | 3 | 4 | 50 | 2.08 | 2.43 | |
| | Kumbharwada | ... | ... | ... | ... | ... | ... | 2 | 1 | 2 | 3 | 2 | ... | 5 | 1 | 5 | 2 | 2 | 4 | 29 | 0.89 | 2.27 | |
| D | Khetwadi | ... | ... | ... | ... | ... | ... | 6 | 8 | 10 | 8 | 3 | 6 | 4 | 5 | 15 | 9 | 8 | 7 | 84 | 2.12 | 3.06 | |
| | Girgaum | ... | ... | ... | ... | ... | ... | 8 | 9 | 11 | 13 | 9 | 5 | 4 | 3 | 5 | 3 | 6 | 8 | 34 | 2.33 | 3.15 | |
| | Chowpati | ... | ... | ... | ... | ... | ... | 1 | 3 | ... | 3 | 2 | 1 | 2 | 4 | 6 | 1 | ... | 5 | 28 | 1.96 | 2.36 | |
| | Walkeahwar | ... | ... | ... | ... | ... | ... | 1 | ... | 2 | 2 | 2 | 2 | 1 | 4 | 4 | 4 | ... | 1 | 5 | 24 | 1.52 | 1.87 |
| | Mahalakshmi | ... | ... | ... | ... | ... | ... | 4 | 6 | 5 | 2 | 2 | 4 | 4 | 5 | ... | 5 | 2 | ... | 10 | 49 | 1.23 | 2.62 |
| E | Mazagon | ... | ... | ... | ... | ... | ... | 2 | 1 | 2 | ... | 5 | 1 | 3 | 5 | 1 | 1 | 2 | ... | 23 | 0.62 | 0.43 | |
| | Tarwadi | ... | ... | ... | ... | ... | ... | 8 | 5 | 8 | 8 | 11 | 5 | 6 | 6 | 3 | 3 | 2 | 7 | 72 | 1.76 | 3.76 | |
| | 2nd Nagpada | ... | ... | ... | ... | ... | ... | 2 | 5 | 4 | 2 | 3 | ... | 5 | 1 | 2 | 3 | 2 | 30 | 1.29 | 4.97 | | |
| | Kamathipura | ... | ... | ... | ... | ... | ... | 8 | 2 | 3 | 4 | 6 | 4 | 4 | 2 | 2 | 4 | 3 | 1 | 43 | 0.96 | 5.71 | |
| | Tardeo | ... | ... | ... | ... | ... | ... | 4 | 9 | 8 | 7 | 1 | 5 | 9 | 4 | 6 | 4 | 10 | 9 | 76 | 2.37 | 4.25 | |
| | Byculla | ... | ... | ... | ... | ... | ... | 7 | 3 | 4 | 9 | 10 | 7 | 11 | 7 | 11 | 9 | 9 | 14 | 111 | 1.21 | 1.14 | |
| | 1st Nagpada | ... | ... | ... | ... | ... | ... | 1 | ... | 2 | ... | 1 | 2 | 3 | 1 | 2 | 1 | 4 | 2 | 19 | 2.48 | 2.33 | |
| F | Parel | ... | ... | ... | ... | ... | ... | 4 | 4 | 1 | 3 | 4 | 4 | 6 | 2 | 3 | 3 | ... | 2 | 36 | 0.59 | 0.96 | |
| | Sewri | ... | ... | ... | ... | ... | ... | 1 | 1 | ... | ... | ... | ... | 1 | 1 | 1 | ... | ... | 5 | ... | 0.17 | 0.68 | |
| | Sion | ... | ... | ... | ... | ... | ... | 3 | 4 | 4 | 5 | 3 | 1 | 4 | 1 | 1 | 4 | 1 | 32 | 0.56 | 3.71 | | |
| G | Mahim | ... | ... | ... | ... | ... | ... | 1 | 3 | 1 | 3 | 5 | 4 | 3 | 1 | 5 | 2 | 3 | ... | 30 | 0.62 | 1.70 | |
| | Worli | ... | ... | ... | ... | ... | ... | 6 | 3 | 2 | 2 | 9 | 6 | 13 | 3 | 9 | 5 | 1 | 4 | 63 | 0.52 | 1.62 | |
| | Harbour, Docks, Railways and Unknown | | | | | | | ... | ... | ... | ... | ... | 5 | 2 | 3 | 8 | 13 | 8 | 9 | 46 | 1.20 | 0.17 | |
| | Total | | | | | | | ... | 151 | 132 | 128 | 114 | 118 | 108 | 169 | 146 | 147 | 147 | 118 | 136 | 1,614 | 1.37 | 2.27 |

TABLE of DEATHS from RESPIRATORY DISEASES by Sections and Months in 1921.

| 1 Ward. | 2 SECTION. | | | | | | | 3 | | | | | | | | | | | | 4 Total. | 5 Death Ratio per 1,000 of Population. | 6 Mean Ratio per 1,000 of Population during the previous 5 years. |
|-------------|--------------------------------------|-----|-----|-----|-----|-----|-----|----------|-----------|--------|--------|-------|-------|-------|---------|------------|----------|-----------|-----------|-------------|---|---|
| | | | | | | | | January. | February. | March. | April. | May. | June. | July. | August. | September. | October. | November. | December. | | | |
| A | Upper Colaba | ... | ... | ... | ... | ... | ... | 4 | 2 | 2 | 2 | 1 | 1 | 5 | 4 | 4 | 2 | 4 | 10 | 41 | 10.94 | 21.19 |
| | Middle and Lower Colaba | ... | ... | ... | ... | ... | ... | 89 | 46 | 57 | 47 | 35 | 23 | 15 | 20 | 9 | 13 | 23 | 46 | 373 | 18.60 | 9.95 |
| | Fort, South | ... | ... | ... | ... | ... | ... | 4 | 4 | 4 | 3 | 1 | 4 | 1 | 5 | ... | ... | 4 | 5 | 35 | 8.42 | 15.59 |
| | Fort, North | ... | ... | ... | ... | ... | ... | 59 | 73 | 72 | 49 | 38 | 81 | 32 | 34 | 39 | 41 | 33 | 28 | 529 | 17.10 | 15.51 |
| | Esplanade | ... | ... | ... | ... | ... | ... | 48 | 36 | 39 | 36 | 23 | 21 | 17 | 21 | 21 | 13 | 23 | 21 | 319 | 20.48 | 15.48 |
| B | Mandvi | ... | ... | ... | ... | ... | ... | 79 | 88 | 106 | 80 | 58 | 43 | 37 | 49 | 59 | 56 | 48 | 43 | 744 | 19.26 | 19.27 |
| | Chukla | ... | ... | ... | ... | ... | ... | 46 | 45 | 64 | 57 | 52 | 34 | 18 | 31 | 25 | 46 | 41 | 40 | 499 | 21.69 | 18.36 |
| | Umarkhadi | ... | ... | ... | ... | ... | ... | 115 | 131 | 147 | 125 | 87 | 65 | 73 | 57 | 61 | 64 | 66 | 53 | 1,044 | 22.11 | 19.11 |
| | Dongri | ... | ... | ... | ... | ... | ... | 67 | 56 | 96 | 88 | 49 | 32 | 37 | 46 | 36 | 32 | 38 | 36 | 613 | 29.54 | 15.45 |
| C | Market | ... | ... | ... | ... | ... | ... | 45 | 45 | 47 | 55 | 28 | 29 | 26 | 24 | 18 | 29 | 39 | 25 | 406 | 11.57 | 14.98 |
| | Dhobi Talao | ... | ... | ... | ... | ... | ... | 71 | 67 | 83 | 71 | 53 | 44 | 38 | 39 | 46 | 56 | 45 | 41 | 654 | 15.50 | 15.74 |
| | Fanaswadi | ... | ... | ... | ... | ... | ... | 44 | 26 | 52 | 51 | 49 | 42 | 32 | 18 | 29 | 30 | 35 | 27 | 448 | 14.88 | 16.69 |
| | Bhuleshwar | ... | ... | ... | ... | ... | ... | 71 | 88 | 93 | 100 | 65 | 50 | 42 | 35 | 25 | 39 | 48 | 43 | 699 | 20.18 | 16.15 |
| | Khara Talao | ... | ... | ... | ... | ... | ... | 71 | 54 | 67 | 86 | 51 | 53 | 38 | 38 | 29 | 28 | 25 | 21 | 556 | 23.23 | 17.45 |
| Kumbharwada | ... | ... | ... | ... | ... | ... | 51 | 64 | 63 | 49 | 53 | 42 | 48 | 46 | 38 | 33 | 34 | 32 | 558 | 17.17 | 18.69 | |
| D | Khetwadi | ... | ... | ... | ... | ... | ... | 70 | 47 | 46 | 60 | 73 | 41 | 43 | 35 | 26 | 30 | 38 | 25 | 537 | 13.55 | 13.37 |
| | Girgaum | ... | ... | ... | ... | ... | ... | 58 | 38 | 54 | 40 | 33 | 23 | 37 | 46 | 38 | 32 | 29 | 25 | 451 | 12.62 | 14.90 |
| | Chowpati | ... | ... | ... | ... | ... | ... | 10 | 14 | 14 | 15 | 19 | 7 | 6 | 6 | 8 | 8 | 4 | 5 | 116 | 8.13 | 10.61 |
| | Walkeshwar | ... | ... | ... | ... | ... | ... | 16 | 32 | 27 | 12 | 10 | 6 | 7 | 6 | 7 | 8 | 10 | 14 | 155 | 8.55 | 11.56 |
| Mahalakshmi | ... | ... | ... | ... | ... | ... | 62 | 56 | 51 | 61 | 41 | 30 | 31 | 45 | 31 | 26 | 32 | 35 | 511 | 13.43 | 16.58 | |
| E | Mazagon | ... | ... | ... | ... | ... | ... | 103 | 107 | 145 | 92 | 101 | 48 | 59 | 66 | 56 | 67 | 61 | 52 | 957 | 26.02 | 24.07 |
| | Tarwadi | ... | ... | ... | ... | ... | ... | 84 | 64 | 95 | 70 | 78 | 57 | 45 | 49 | 50 | 47 | 40 | 36 | 717 | 17.60 | 26.66 |
| | 2nd Nagpada | ... | ... | ... | ... | ... | ... | 63 | 66 | 63 | 77 | 71 | 45 | 36 | 32 | 33 | 48 | 27 | 36 | 597 | 25.84 | 24.97 |
| | Kamathipara | ... | ... | ... | ... | ... | ... | 118 | 147 | 175 | 147 | 95 | 57 | 56 | 58 | 49 | 61 | 60 | 64 | 1,082 | 24.26 | 24.10 |
| | Tardeo | ... | ... | ... | ... | ... | ... | 94 | 107 | 113 | 118 | 82 | 48 | 56 | 61 | 43 | 45 | 42 | 42 | 851 | 26.60 | 19.74 |
| | Byculla | ... | ... | ... | ... | ... | ... | 240 | 326 | 399 | 365 | 243 | 192 | 128 | 144 | 147 | 112 | 104 | 121 | 2,461 | 26.94 | 21.06 |
| | 1st Nagpada | ... | ... | ... | ... | ... | ... | 11 | 10 | 15 | 7 | 6 | 6 | 4 | 4 | 4 | 7 | 11 | 4 | 89 | 11.64 | 16.21 |
| F | Parel | ... | ... | ... | ... | ... | ... | 107 | 145 | 261 | 122 | 104 | 95 | 31 | 82 | 77 | 70 | 55 | 66 | 1,205 | 20.01 | 22.47 |
| | Sewri | ... | ... | ... | ... | ... | ... | 84 | 102 | 134 | 130 | 67 | 36 | 62 | 52 | 49 | 48 | 44 | 39 | 822 | 28.69 | 25.17 |
| | Sion | ... | ... | ... | ... | ... | ... | 94 | 102 | 136 | 132 | 98 | 80 | 67 | 84 | 98 | 88 | 74 | 75 | 1,128 | 19.93 | 20.01 |
| G | Mahim | ... | ... | ... | ... | ... | ... | 70 | 62 | 83 | 94 | 74 | 47 | 63 | 71 | 55 | 41 | 49 | 43 | 752 | 15.63 | 19.61 |
| | Worli | ... | ... | ... | ... | ... | ... | 181 | 187 | 197 | 260 | 216 | 133 | 154 | 134 | 160 | 136 | 91 | 123 | 1,972 | 16.46 | 17.89 |
| | Harbour, Docks, Railways and Unknown | ... | ... | ... | ... | ... | ... | 3 | 5 | 1 | 1 | 2 | 1 | 6 | 2 | 4 | 16 | 8 | 13 | 61 | 1.59 | 10.00 |
| | Total | ... | ... | ... | ... | ... | ... | 2,276 | 2,454 | 2,941 | 2,685 | 2,061 | 1,418 | 1,397 | 1,444 | 1,371 | 1,367 | 1,279 | 1,289 | 21,982 | 18.69 | 17.79 |

TABLE of DEATHS from INJURIES by Sections and Months in 1921.

| 1 Ward. | 2 SECTION. | 3 | | | | | | | | | | | | 4 Total. | 5 Death Ratio per 1,000 of Population | 6 Mean Ratio per 1,000 of Population during the previous 5 years. | | | | | |
|------------|---|----------|-----------|--------|--------|------|-------|-------|---------|------------|----------|-----------|-----------|-------------|--|---|------|------|-------|------|------|
| | | January. | February. | March. | April. | May. | June. | July. | August. | September. | October. | November. | December. | | | | | | | | |
| A | Upper Colaba ... | ... | ... | ... | 1 | ... | ... | 1 | ... | ... | ... | ... | ... | ... | 2 | 0.53 | 8.99 | | | | |
| | Middle and Lower Colaba ... | ... | ... | ... | 3 | ... | ... | ... | ... | 5 | ... | ... | ... | ... | 18 | 0.89 | 0.71 | | | | |
| | Fort, South ... | ... | ... | ... | 1 | ... | ... | ... | ... | ... | ... | ... | ... | ... | 7 | 1.68 | 5.77 | | | | |
| | Fort, North ... | ... | ... | ... | 2 | ... | ... | 5 | 1 | 3 | ... | ... | ... | ... | 30 | 1.26 | 1.06 | | | | |
| | Esplanade ... | ... | ... | ... | 3 | ... | ... | 1 | 1 | 3 | 4 | ... | ... | ... | 35 | 2.24 | 2.47 | | | | |
| B | Mandvi ... | ... | ... | ... | 5 | ... | ... | 1 | 1 | 2 | ... | ... | ... | ... | 24 | 0.62 | 0.27 | | | | |
| | Chukla ... | ... | ... | ... | 2 | ... | ... | ... | 1 | ... | 3 | 2 | 2 | 2 | 11 | 0.47 | 0.33 | | | | |
| | Umarkhadi ... | ... | ... | ... | 5 | ... | ... | 4 | ... | 3 | ... | 4 | 7 | 1 | 39 | 0.82 | 0.59 | | | | |
| | Dongri ... | ... | ... | ... | 2 | ... | ... | 1 | ... | 2 | 2 | 1 | 2 | 4 | 20 | 0.96 | 0.88 | | | | |
| C | Market ... | ... | ... | ... | 1 | ... | ... | 1 | ... | ... | ... | ... | ... | ... | 15 | 0.42 | 0.59 | | | | |
| | Dhobi Talao ... | ... | ... | ... | 4 | ... | ... | 3 | ... | 7 | ... | ... | ... | ... | 37 | 0.87 | 0.69 | | | | |
| | Fauaswadi ... | ... | ... | ... | 1 | ... | ... | 2 | 1 | ... | ... | ... | 1 | ... | 11 | 0.36 | 0.54 | | | | |
| | Bhulshwar ... | ... | ... | ... | 3 | ... | ... | 1 | ... | ... | ... | ... | 4 | ... | 20 | 0.67 | 0.54 | | | | |
| | Khara Talao ... | ... | ... | ... | 2 | ... | ... | 2 | ... | 1 | ... | ... | 2 | ... | 19 | 0.79 | 0.54 | | | | |
| | Kumbharwada ... | ... | ... | ... | 3 | ... | ... | 4 | 4 | 1 | 1 | ... | 1 | 1 | 21 | 0.64 | 0.68 | | | | |
| D | Khetwadi ... | ... | ... | ... | 3 | ... | ... | 3 | ... | 4 | ... | 1 | 6 | 4 | 32 | 3.80 | 0.59 | | | | |
| | Girgaum ... | ... | ... | ... | 3 | ... | ... | 1 | ... | 5 | ... | 1 | 5 | 5 | 26 | 0.72 | 0.51 | | | | |
| | Chowpati ... | ... | ... | ... | 2 | ... | ... | 1 | ... | 1 | ... | 3 | 2 | 2 | 17 | 1.19 | 0.78 | | | | |
| | Walkeshwar ... | ... | ... | ... | 1 | ... | ... | 2 | 1 | ... | 2 | 2 | 2 | 1 | 19 | 1.04 | 0.93 | | | | |
| | Mahalakshmi ... | ... | ... | ... | 5 | ... | ... | 3 | 6 | 2 | 2 | 2 | 3 | 2 | 35 | 0.92 | 0.60 | | | | |
| E | Mazagon ... | ... | ... | ... | 3 | ... | ... | 9 | 4 | 3 | 4 | 3 | 2 | 1 | 4 | 39 | 1.06 | 0.66 | | | |
| | Tarwadi ... | ... | ... | ... | 6 | ... | ... | 9 | 7 | 12 | 8 | 8 | 6 | 10 | 7 | 98 | 2.40 | 2.92 | | | |
| | 2nd Nagpada ... | ... | ... | ... | 3 | ... | ... | 2 | 1 | 3 | 1 | 1 | 2 | 3 | 24 | 1.03 | 0.69 | | | | |
| | Kamathipura ... | ... | ... | ... | 3 | ... | ... | 1 | 1 | 6 | 1 | 3 | 4 | 6 | 38 | 0.85 | 0.70 | | | | |
| | Tardeo ... | ... | ... | ... | 3 | ... | ... | 3 | 2 | 1 | 5 | ... | 3 | 9 | 35 | 1.09 | 0.50 | | | | |
| | Byculla ... | ... | ... | ... | 2 | ... | ... | 10 | 5 | 6 | 6 | 1 | ... | 7 | 53 | 0.89 | 0.67 | | | | |
| | 1st Nagpada ... | ... | ... | ... | ... | ... | ... | 1 | ... | ... | ... | ... | ... | 1 | 2 | 0.26 | 0.62 | | | | |
| F | Parel ... | ... | ... | ... | 5 | ... | ... | 1 | 2 | 5 | 4 | 3 | 1 | 6 | 8 | 43 | 0.71 | 0.52 | | | |
| | Sewri ... | ... | ... | ... | 1 | ... | ... | 5 | 4 | ... | 4 | ... | 2 | 2 | 2 | 26 | 0.90 | 0.89 | | | |
| | Sion ... | ... | ... | ... | 6 | ... | ... | 5 | 4 | 8 | 2 | 3 | 4 | 6 | 50 | 0.88 | 0.94 | | | | |
| G | Mahim ... | ... | ... | ... | 1 | ... | ... | 2 | 3 | 4 | 1 | 3 | 2 | 1 | 1 | 21 | 0.43 | 0.68 | | | |
| | Worli ... | ... | ... | ... | 6 | ... | ... | 12 | 9 | 8 | 7 | 7 | 10 | 3 | 1 | 82 | 0.68 | 0.60 | | | |
| | Harbour, Docks, Railways and Unknown... | ... | ... | ... | 1 | ... | ... | 4 | 2 | 3 | 6 | 2 | 5 | 11 | 9 | 19 | 7 | 71 | 1.86 | 0.55 | |
| | TOTAL ... | ... | ... | ... | 83 | ... | ... | 95 | 102 | 91 | 85 | 78 | 63 | 68 | 84 | 95 | 138 | 76 | 1,058 | 0.89 | 0.77 |

TABLE of DEATHS by Causes

| Wards. | SECTIONS. | 1 | 2 | 3 | 4 | 5 | 6 | 7 | 9 | 11 | 12 | 13 | 14 | 15 | 16 | 17 | 18 | 19 | 20 |
|--------|--------------------------------------|----------------|------------|----------|----------------|-----------------|-----------------------|------------|------------------------------------|-----------------------------|----------------------------|------------------|-------------|------------------------|-------------|------------------------|---|--------------------------|------------------------------|
| | | Enteric Fever. | Small-pox. | Measles. | Scarlet Fever. | Whooping Cough. | Diphtheria and Croup. | Influenza. | Phthisis (Pulmonary Tuberculosis.) | Other Tuberculous Diseases. | Cancer, Malignant Disease. | Rheumatic Fever. | Meningitis. | Organic Heart Disease. | Bronchitis. | Pneumonia (all forms). | Other Diseases of the Respiratory Organs. | Diarrhoea and Enteritis. | Appendicitis and Typhilitis. |
| A | Upper Colaba | 1 | ... | ... | ... | ... | ... | 2 | 7 | 1 | ... | ... | 1 | 1 | 13 | 22 | 6 | 9 | 1 |
| | Middle and Lower Colaba | 3 | 4 | 10 | ... | 1 | ... | 71 | 18 | 2 | 4 | ... | 8 | 4 | 93 | 233 | 47 | 34 | 1 |
| | Fort, South | 1 | 1 | 2 | ... | ... | ... | 10 | 3 | ... | 2 | 3 | 1 | 2 | 2 | 30 | 3 | 5 | ... |
| | Fort, North | 13 | 19 | 11 | ... | 1 | 1 | 88 | 77 | 9 | 4 | 6 | 25 | 5 | 107 | 360 | 62 | 110 | 2 |
| | Esplanade | 7 | 12 | 1 | ... | ... | ... | 38 | 166 | 15 | 4 | 2 | 12 | 11 | 61 | 233 | 25 | 97 | ... |
| B | Mandvi | 6 | 27 | 19 | ... | 1 | ... | 22 | 57 | 4 | 4 | 3 | 11 | 3 | 173 | 495 | 76 | 86 | ... |
| | Chukla | 2 | 4 | 7 | ... | ... | ... | 8 | 49 | 3 | 3 | 3 | 10 | 2 | 198 | 228 | 78 | 44 | 1 |
| | Umarkhadi | 7 | 8 | 4 | ... | ... | ... | 40 | 89 | 13 | ... | 1 | 8 | 4 | 84 | 774 | 186 | 185 | 1 |
| | Dongri | 5 | 2 | ... | ... | ... | ... | 32 | 33 | 1 | 1 | ... | 5 | 1 | 43 | 518 | 57 | 69 | ... |
| | Market | 5 | 14 | 8 | ... | ... | ... | 34 | 23 | 1 | 1 | 4 | 12 | 3 | 92 | 283 | 31 | 75 | ... |
| C | Dhobi Talao | 10 | 17 | 16 | ... | ... | ... | 56 | 42 | 9 | 8 | 1 | 12 | 12 | 102 | 472 | 80 | 84 | 2 |
| | Fanaswadi | 4 | 19 | 23 | ... | 1 | ... | 45 | 18 | 3 | 2 | ... | 6 | 3 | 75 | 323 | 50 | 41 | 1 |
| | Bhuleshwar | 5 | 2 | 6 | ... | ... | ... | 31 | 44 | 4 | 2 | 1 | 8 | 5 | 149 | 372 | 178 | 82 | ... |
| | Khara Talao | ... | 3 | 3 | ... | ... | ... | 24 | 43 | 7 | 1 | ... | 4 | 7 | 124 | 390 | 102 | 49 | ... |
| | Kumbharwada | 1 | ... | 12 | ... | ... | ... | 24 | 24 | 5 | ... | 2 | 6 | 5 | 123 | 339 | 96 | 50 | ... |
| D | Khetwadi | 7 | 14 | 10 | ... | 2 | ... | 62 | 76 | 8 | 8 | ... | 16 | 13 | 73 | 410 | 54 | 87 | 2 |
| | Girgaum | 6 | 27 | 6 | ... | ... | 2 | 24 | 75 | 9 | 4 | 3 | 9 | 2 | 37 | 359 | 45 | 22 | 3 |
| | Chowpati | 1 | 6 | 4 | ... | ... | ... | 14 | 24 | 4 | 3 | ... | 2 | 1 | 15 | 82 | 19 | 16 | ... |
| | Walkeshwar | 2 | 6 | ... | ... | ... | ... | 22 | 24 | ... | 1 | 1 | 5 | 2 | 25 | 108 | 21 | 20 | 1 |
| | Mahalakshmi | 7 | 16 | 7 | ... | 2 | ... | 26 | 48 | 1 | 5 | ... | 5 | 5 | 96 | 386 | 39 | 129 | ... |
| E | Mazagon | 1 | 14 | 6 | ... | 1 | ... | 133 | 22 | 1 | ... | 2 | 9 | 4 | 183 | 680 | 94 | 147 | ... |
| | Tarwadi | 6 | 6 | 2 | ... | ... | 1 | 91 | 69 | 3 | 6 | 2 | 35 | 7 | 119 | 532 | 66 | 124 | ... |
| | 2nd Nagpada | ... | 19 | 1 | ... | ... | 1 | 29 | 26 | 4 | ... | 4 | 2 | 1 | 128 | 376 | 93 | 122 | 2 |
| | Kamathipura | 1 | 27 | 7 | ... | ... | 1 | 50 | 40 | 3 | 6 | 4 | 7 | 3 | 300 | 660 | 122 | 126 | 2 |
| | Tardeo | 5 | 10 | 17 | ... | ... | ... | 80 | 67 | 9 | 2 | 1 | 5 | 2 | 143 | 552 | 156 | 99 | 1 |
| F | Byculla | 17 | 37 | 5 | ... | ... | ... | 48 | 109 | 2 | 2 | 3 | 31 | 11 | 336 | 1,732 | 343 | 265 | 3 |
| | 1st Nagpada | 1 | 2 | ... | ... | ... | ... | 3 | 19 | ... | ... | ... | 5 | 2 | 15 | 56 | 18 | 13 | ... |
| | Parel | 9 | 13 | 2 | ... | ... | ... | 56 | 33 | 3 | 2 | 2 | 12 | 6 | 317 | 770 | 118 | 131 | ... |
| | Sewri | ... | 5 | 1 | ... | ... | ... | 10 | 5 | ... | ... | ... | ... | 2 | 271 | 470 | 81 | 175 | ... |
| | Sion | 5 | 13 | 4 | ... | ... | ... | 27 | 26 | 6 | 6 | 1 | 4 | 11 | 294 | 659 | 175 | 348 | ... |
| G | Mahim | 2 | 26 | 4 | ... | 2 | ... | 32 | 27 | 3 | 1 | 6 | 3 | 4 | 204 | 440 | 108 | 237 | ... |
| | Worli | 3 | 31 | 15 | ... | ... | ... | 207 | 58 | 5 | 1 | 5 | 10 | 10 | 835 | 1,404 | 233 | 362 | 1 |
| | Harbour, Docks, Railways and Unknown | 9 | 2 | ... | ... | ... | ... | 5 | 38 | 8 | 4 | ... | 4 | 4 | 11 | 47 | 3 | 57 | ... |
| TOTAL | | 152 | 403 | 201 | ... | 11 | 6 | 1,389 | 1,468 | 146 | 87 | 60 | 293 | 158 | 4,337 | 14,750 | 2,855 | 3,445 | 23 |

and Sections in 1921.

| 21 | 22 | 23 | 24 | 25 | 26 | 27 | 28 | | | | | | | | | | 29 | TOTAL. | |
|---------------------|---------------------------------|------------------|--|---|------------------------------------|----------|-------------------------|-----------------|---------------|---------------------------------|-----------------------|-------------------------|---------------|-----------------|---------------|------------------------------|----------------------------------|--------|-------------|
| Cirrhosis of Liver. | Nephritis and Bright's Disease. | Puerperal Fever. | Other accidents and Diseases of Pregnancy and Parturition. | Congenital Debility and Malformation including Premature Birth. | Violent Deaths, excluding suicide. | Suicide. | OTHER DEFINED DISEASES. | | | | | | | | | | Diseases ill-defined or unknown. | | Still-born. |
| | | | | | | | A Plague. | B Kala-Azar. | C Malaria. | CC Ague and Remittent Fever. | D Relapsing Fever. | E Fever not defined. | F Cholera. | G Dysentery. | H Leprosy. | K Other Defined Diseases. | | | |
| .. | .. | 1 | .. | 12 | 2 | .. | .. | .. | 13 | 2 | .. | 3 | .. | 5 | .. | 27 | 2 | 5 | 181 |
| .. | 5 | 1 | 1 | 68 | 17 | 1 | 28 | .. | 26 | .. | 1 | 9 | 1 | 10 | .. | 100 | 10 | 26 | 806 |
| .. | 2 | 1 | 1 | 2 | 5 | 2 | 2 | .. | 5 | 2 | .. | .. | .. | 3 | .. | 11 | .. | .. | 101 |
| 7 | 16 | 5 | 4 | 112 | 36 | 3 | 41 | .. | 79 | 26 | 3 | 18 | 7 | 40 | .. | 324 | 32 | 65 | 1,653 |
| 1 | 11 | 1 | 3 | 46 | 35 | .. | 14 | .. | 68 | 5 | 1 | 10 | 2 | 23 | .. | 105 | 8 | 20 | 997 |
| 2 | 10 | 18 | 7 | 72 | 23 | 1 | 26 | .. | 15 | 44 | 1 | 26 | 11 | 29 | 1 | 211 | 18 | 53 | 1,495 |
| .. | 4 | 19 | 2 | 65 | 11 | .. | 15 | .. | 4 | 16 | 1 | 6 | 3 | 14 | .. | 177 | 12 | 39 | 983 |
| 2 | 16 | 21 | .. | 174 | 37 | 2 | 28 | .. | 18 | 239 | 2 | 4 | 2 | 146 | .. | 443 | 32 | 102 | 2,520 |
| 1 | 2 | 8 | 1 | 77 | 19 | 1 | 9 | .. | 8 | 118 | 3 | 1 | .. | 55 | .. | 198 | 17 | 49 | 1,273 |
| .. | 7 | 5 | 9 | 59 | 13 | 2 | 36 | .. | 5 | 28 | 2 | 25 | 1 | 16 | 1 | 190 | 20 | 43 | 1,000 |
| 9 | 14 | 7 | 4 | 118 | 38 | 4 | 58 | .. | 21 | 56 | 2 | 86 | 1 | 41 | 2 | 285 | 30 | 52 | 1,689 |
| 1 | 7 | 2 | 5 | 108 | 11 | .. | 21 | .. | 12 | 54 | .. | 12 | .. | 18 | .. | 225 | 28 | 59 | 1,118 |
| 3 | 5 | 8 | 4 | 103 | 20 | .. | 89 | .. | 1 | 51 | 1 | 2 | 1 | 26 | .. | 292 | 9 | 51 | 1,444 |
| 4 | 3 | 11 | 3 | 97 | 19 | .. | 16 | .. | 3 | 69 | 1 | 2 | .. | 13 | .. | 291 | 5 | 46 | 1,234 |
| 5 | 3 | 4 | 2 | 83 | 21 | .. | 11 | .. | 5 | 70 | 1 | 1 | 1 | 22 | .. | 242 | 8 | 49 | 1,166 |
| 1 | 15 | 10 | 6 | 127 | 30 | 2 | 26 | .. | 48 | 103 | 1 | 10 | 2 | 35 | 1 | 250 | 32 | 50 | 1,536 |
| 3 | 7 | 17 | 2 | 133 | 25 | 1 | 17 | .. | 9 | 104 | .. | 12 | .. | 34 | .. | 274 | 21 | 66 | 1,301 |
| .. | 4 | 3 | 1 | 45 | 16 | 1 | 13 | .. | 8 | 20 | .. | 2 | 1 | 11 | .. | 88 | 5 | 17 | 410 |
| .. | 4 | 5 | 4 | 52 | 18 | 1 | 41 | .. | 2 | 31 | .. | 2 | 1 | 9 | .. | 113 | 7 | 31 | 534 |
| 5 | 6 | 7 | 5 | 103 | 34 | 1 | 27 | .. | 13 | 44 | .. | 11 | 2 | 22 | .. | 219 | 34 | 57 | 1,295 |
| 9 | 6 | 8 | 4 | 134 | 39 | .. | 54 | .. | 10 | 231 | 3 | 17 | 7 | 62 | .. | 396 | 30 | 36 | 2,302 |
| 8 | 15 | 11 | 7 | 123 | 92 | 6 | 34 | .. | 29 | 153 | 4 | 10 | 4 | 46 | .. | 297 | 28 | 75 | 1,936 |
| 5 | 13 | 21 | 1 | 101 | 24 | .. | 8 | .. | 2 | 115 | 1 | 1 | .. | 10 | .. | 248 | 24 | 56 | 1,382 |
| 5 | 7 | 23 | 2 | 189 | 37 | 1 | 15 | .. | 10 | 370 | 3 | 7 | .. | 54 | .. | 438 | 22 | 103 | 2,532 |
| 4 | 7 | 21 | 4 | 110 | 33 | 2 | 9 | .. | 13 | 95 | 2 | 6 | 2 | 41 | .. | 234 | 22 | 50 | 1,709 |
| 5 | 14 | 24 | 7 | 434 | 78 | 4 | 52 | .. | 37 | 598 | 17 | 23 | 5 | 73 | 1 | 710 | 54 | 183 | 5,130 |
| 2 | 1 | 3 | .. | 20 | 2 | .. | 1 | .. | 4 | 11 | .. | 1 | .. | 8 | .. | 59 | 9 | 13 | 255 |
| 3 | 8 | 17 | 6 | 255 | 43 | .. | 27 | .. | 14 | 504 | .. | 18 | 8 | 82 | .. | 410 | 31 | 107 | 2,700 |
| .. | 3 | 11 | 2 | 176 | 24 | 2 | 10 | .. | 3 | 155 | 1 | 6 | 1 | 48 | .. | 238 | 21 | 48 | 1,711 |
| 1 | 13 | 28 | 5 | 275 | 50 | .. | 7 | .. | 23 | 395 | 3 | 15 | 1 | 194 | 96 | 405 | 63 | 102 | 3,147 |
| 2 | 19 | 5 | 1 | 233 | 21 | .. | 12 | .. | 7 | 173 | 2 | 8 | .. | 96 | .. | 349 | 26 | 120 | 2,058 |
| 8 | 22 | 41 | 3 | 701 | 77 | 5 | 114 | .. | 5 | 552 | 1 | 30 | 4 | 207 | 1 | 1,067 | 194 | 227 | 5,712 |
| 2 | 8 | 1 | 1 | 3 | 71 | .. | 5 | .. | 36 | .. | .. | 1 | 2 | 19 | .. | 50 | 8 | 2 | 399 |
| 98 | 277 | 367 | 107 | 4,395 | 1,016 | 42 | 811 | .. | 545 | 4,234 | 57 | 335 | 70 | 1,512 | 103 | 8,951 | 862 | 2,032 | 53,609 |

COMPARATIVE TABLE of BIRTHS and of DEATHS from some of the PRINCIPAL CAUSES during 1921 and the preceding 10 years.

| YEAR. | Births (excluding still-born.) | | Total Deaths | | Plague. | | Small-pox. | | Measles. | | Cholera. | | Influenza. | | Enteric Fever. | | Malaria. | | Ague and Remittent Fever. | | Tuberculosis. | | Diarrhoea Enteritis and Dysentery. | | Respiratory Diseases. | | Deaths under 1 year. | | Deaths of Children (1 to 5 years.) | | Still born. |
|--------------------------|--------------------------------------|-----------------|----------------|-----------------|-----------------|-----------------|-----------------|-----------------|-----------------|-----------------|-----------------|-----------------|-----------------|-----------------|-------------------|-----------------|-----------------|-----------------|---------------------------------|-----------------|-----------------|-----------------|--|-----------------|--------------------------|-----------------|----------------------------|-----------------|--|-----------------------------|-------------|
| | No. Registered | Rate per 1,000. | Registered No. | Rate per 1,000. | No. Registered. | Rate per 1,000. | No. Registered. | Rate per 1,000. | No. Registered. | Rate per 1,000. | No. Registered. | Rate per 1,000. | No. Registered. | Rate per 1,000. | No. Registered. | Rate per 1,000. | No. Registered. | Rate per 1,000. | No. Registered. | Rate per 1,000. | No. Registered. | Rate per 1,000. | No. Registered. | Rate per 1,000. | No. Registered. | Rate per 1,000. | No. Registered. | Rate per 1,000. | No. Registered. | Percent of total Deaths. | |
| 1911 | 21,376 | 21.82 | 34,961 | 35.69 | 4,006 | 4.09 | 443 | 0.45 | 652 | 0.66 | 123 | 0.12 | 9 | ... | 145 | 0.14 | 334 | 0.34 | 2,657 | 2.71 | 2,694 | 2.75 | 3,160 | 3.22 | 8,640 | 8.82 | 8,120 | 379.8 | 4,227 | 12.09 | 1,759 |
| 1912 | 21,518 | 21.96 | 38,954 | 39.77 | 1,717 | 1.75 | 979 | 0.99 | 210 | 0.21 | 1,790 | 1.82 | ... | ... | 152 | 0.15 | 360 | 0.36 | 3,070 | 3.13 | 2,794 | 2.85 | 4,605 | 4.70 | 9,686 | 9.88 | 9,646 | 448.2 | 4,930 | 12.39 | 1,668 |
| 1913 | 19,644 | 20.05 | 31,806 | 32.47 | 2,609 | 2.66 | 212 | 0.21 | 222 | 0.22 | 135 | 0.13 | 1 | ... | 154 | 0.15 | 281 | 0.26 | 2,624 | 2.67 | 2,152 | 2.19 | 3,281 | 3.29 | 8,604 | 8.78 | 7,488 | 381.1 | 3,661 | 11.51 | 1,592 |
| 1914 | 19,674 | 20.09 | 31,853 | 32.52 | 2,941 | 3.00 | 252 | 0.25 | 263 | 0.26 | 221 | 0.22 | 3 | ... | 147 | 0.14 | 218 | 0.21 | 2,517 | 2.56 | 1,889 | 1.92 | 3,159 | 3.22 | 8,734 | 8.91 | 7,580 | 385.1 | 3,775 | 11.86 | 1,581 |
| 1915 | 20,052 | 20.47 | 23,681 | 24.17 | 599 | 0.61 | 359 | 0.36 | 70 | 0.07 | 16 | 0.01 | 1 | ... | 109 | 0.11 | 208 | 0.21 | 1,774 | 1.81 | 1,710 | 1.74 | 2,267 | 2.31 | 6,770 | 6.91 | 6,602 | 329.2 | 2,535 | 10.70 | 1,532 |
| 1916 | 21,160 | 21.62 | 30,574 | 31.21 | 1,987 | 2.02 | 1,021 | 1.04 | 344 | 0.35 | 141 | 0.14 | 6 | ... | 166 | 0.17 | 235 | 0.24 | 1,732 | 1.76 | 1,902 | 1.94 | 2,600 | 2.65 | 9,649 | 9.85 | 8,218 | 367.8 | 3,602 | 11.78 | 1,687 |
| 1917 | 21,651 | 22.10 | 33,390 | 34.09 | 1,706 | 1.74 | 269 | 0.27 | 221 | 0.22 | 61 | 0.06 | 5 | ... | 170 | 0.17 | 262 | 0.26 | 2,012 | 2.05 | 2,118 | 2.16 | 2,829 | 2.88 | 11,231 | 11.46 | 8,870 | 409.6 | 3,899 | 11.79 | 1,888 |
| 1918 | 21,733 | 22.18 | 38,388 | 39.61 | 1,143 | 1.16 | 1,024 | 1.04 | 486 | 0.49 | 1,682 | 1.69 | 3,964 | 4.04 | 125 | 0.12 | 209 | 0.23 | 4,219 | 4.30 | 2,513 | 2.56 | 3,267 | 3.33 | 33,487 | 33.97 | 12,829 | 590.3 | 7,479 | 12.80 | 2,066 |
| 1919 | 20,730 | 21.16 | 68,610 | 70.04 | 702 | 0.71 | 780 | 0.79 | 561 | 0.57 | 8,465 | 8.63 | 1,942 | 1.98 | 131 | 0.13 | 262 | 0.26 | 5,071 | 5.17 | 2,780 | 2.83 | 5,280 | 5.28 | 24,055 | 24.55 | 13,534 | 452.8 | 8,501 | 12.39 | 2,014 |
| 1920 | 19,781 | 20.14 | 45,839 | 46.80 | 282 | 0.28 | 294 | 0.30 | 118 | 0.12 | 119 | 0.12 | 1,605 | 1.63 | 157 | 0.16 | 311 | 0.31 | 3,216 | 3.28 | 1,841 | 1.87 | 3,571 | 3.64 | 18,737 | 19.13 | 10,896 | 552.2 | 5,645 | 12.58 | 1,878 |
| Average of 1911-1920. | 20,728 | 21.16 | 39,806 | 40.64 | 1,769 | 1.81 | 563 | 0.57 | 314 | 0.32 | 1,273 | 1.29 | 753 | 0.75 | 145 | 0.14 | 264 | 0.26 | 3,889 | 3.94 | 2,239 | 2.28 | 3,396 | 3.46 | 12,959 | 13.23 | 9,329 | 450.0 | 4,812 | 12.08 | 1,764 |
| Average of 1916-1920. | 21,005 | 21.44 | 47,360 | 48.35 | 1,164 | 1.18 | 678 | 0.69 | 346 | 0.35 | 2,092 | 2.13 | 1,504 | 1.53 | 150 | 0.15 | 255 | 0.26 | 3,260 | 3.31 | 2,231 | 2.27 | 3,509 | 3.58 | 17,433 | 17.79 | 10,869 | 617.4 | 5,519 | 12.28 | 1,907 |
| 1921 | 19,125 | 19.26 | 53,809 | 55.53 | 811 | 0.82 | 408 | 0.41 | 201 | 0.20 | 70 | 0.07 | 1,389 | 1.41 | 152 | 0.15 | 545 | 0.55 | 4,234 | 4.30 | 1,614 | 1.63 | 4,957 | 5.02 | 21,982 | 22.39 | 12,751 | 666.7 | 7,397 | 13.79 | 2,082 |

22—continued.

TABLE of DEATHS by Causes and Months in 1921—continued.

| Classification No. | SPECIFIC CAUSES OF DEATH. | January. | February. | March. | April. | May. | June. | July. | August. | September. | October. | November. | December. | Total. |
|--|---|----------|-----------|--------|--------|------|-------|-------|---------|------------|----------|-----------|-----------|--------|
| 53 (A-B) | Leucocythæmia, Lymphadenoma ... | ... | ... | ... | ... | ... | ... | ... | ... | ... | ... | ... | ... | ... |
| 54 | Anæmia, Chlorosis ... | 88 | 78 | 70 | 67 | 52 | 50 | 42 | 60 | 68 | 63 | 69 | 64 | 759 |
| 54 A | Kala-Azar ... | ... | ... | ... | ... | ... | ... | ... | ... | ... | ... | ... | ... | ... |
| 55 (A to D) | Other general diseases ... | ... | ... | ... | ... | ... | ... | 2 | ... | 1 | ... | 1 | ... | 4 |
| 56 | Alcoholism (acute or chronic) ... | ... | ... | 2 | ... | 2 | 2 | 1 | 1 | ... | ... | ... | ... | 8 |
| 57 (A-B) | Chronic lead poisoning ... | ... | ... | ... | ... | ... | ... | ... | ... | ... | ... | ... | ... | ... |
| 58 | Other chronic occupational poisonings ... | ... | ... | ... | ... | ... | ... | ... | ... | ... | ... | ... | ... | ... |
| 59 | Other chronic poisonings ... | ... | ... | ... | ... | ... | ... | ... | ... | ... | ... | ... | ... | ... |
| II.—DISEASES OF THE NERVOUS SYSTEM AND OF THE ORGANS OF SPECIAL SENSE. | | | | | | | | | | | | | | |
| 60 | Encephalitis ... | 9 | ... | 1 | 1 | ... | 3 | ... | 1 | 1 | ... | 1 | 1 | 12 |
| 61 A | Cerebro-spinal fever ... | 8 | 18 | 31 | 39 | 14 | 9 | 7 | 7 | 6 | 11 | 9 | 7 | 160 |
| 61 (B-C) | Meningitis, other forms or undefined ... | 6 | 17 | 21 | 23 | 7 | 5 | 6 | 10 | 12 | 6 | 13 | 7 | 133 |
| 62 | Locomotor ataxy ... | ... | 1 | 1 | ... | ... | 1 | 1 | ... | ... | ... | ... | ... | 4 |
| 63 (A-B) | Other diseases of the spinal cord... .. | 2 | 1 | 1 | 1 | ... | 1 | 2 | 2 | 2 | 1 | 2 | ... | 15 |
| 64 (A to E) | Cerebral hæmorrhage, Apoplexy ... | 8 | 6 | 2 | 7 | 3 | 3 | 7 | 6 | 7 | 3 | 9 | 5 | 66 |
| 65 | Softening of brain... .. | ... | ... | ... | ... | ... | ... | ... | ... | ... | ... | ... | ... | ... |
| 66 (A to C) | Paralysis without specified cause ... | 17 | 21 | 16 | 20 | 13 | 12 | 18 | 20 | 8 | 24 | 16 | 25 | 210 |
| 67 | General paralysis of the insane ... | ... | 1 | ... | ... | ... | ... | ... | ... | ... | 1 | ... | ... | 2 |
| 68 | Other forms of mental alienation ... | ... | ... | ... | 1 | 1 | ... | ... | ... | ... | ... | ... | 2 | 4 |
| 69 | Epilepsy ... | 3 | 2 | 2 | 2 | ... | 1 | ... | 4 | 1 | 2 | 5 | ... | 22 |
| 70 (A-B) | Convulsions (non-puerperal; 5 years and over) ... | ... | ... | ... | ... | ... | ... | ... | ... | ... | ... | ... | ... | ... |
| 71 (A-B) | Infantile convulsions (under 5 years)... .. | 162 | 166 | 234 | 201 | 192 | 120 | 136 | 121 | 140 | 146 | 108 | 127 | 1,853 |
| 72 | Chorea ... | ... | ... | 1 | ... | ... | ... | ... | ... | ... | ... | ... | 1 | 2 |
| 73 (A-B) | Hysteria, Neuralgia, Neuritis ... | 1 | ... | ... | ... | ... | ... | ... | ... | ... | 1 | ... | ... | 2 |
| 74 (A to D) | Other diseases of the nervous system ... | ... | ... | ... | ... | ... | ... | 1 | ... | ... | 1 | ... | 1 | 3 |
| 75 | Diseases of the eyes and annexa ... | ... | ... | ... | ... | ... | 1 | ... | ... | ... | ... | ... | ... | 1 |
| 76 A | Mastoid disease ... | ... | ... | ... | ... | ... | ... | ... | ... | ... | ... | ... | ... | ... |
| 76 B | Other diseases of the ears ... | ... | ... | ... | 1 | ... | ... | 1 | ... | 1 | ... | ... | ... | 3 |
| III.—DISEASES OF THE CIRCULATORY SYSTEM. | | | | | | | | | | | | | | |
| 77 | Pericarditis ... | ... | 1 | ... | ... | ... | ... | ... | ... | 1 | ... | ... | ... | 2 |
| 78 (A-B-C) | Acute endocarditis ... | 1 | 1 | ... | ... | ... | ... | ... | ... | ... | ... | 1 | 1 | 4 |
| 79 A | Valvular disease ... | 4 | 2 | 4 | 4 | 3 | 3 | 2 | 6 | 4 | 6 | 5 | 4 | 54 |
| 79 B | Fatty degeneration of the heart ... | 1 | 2 | 1 | 1 | ... | ... | 1 | ... | ... | ... | ... | ... | 6 |
| 79 C | Other organic disease of the heart ... | 12 | 8 | 10 | 10 | 5 | 10 | 6 | 8 | 9 | 1 | 7 | 12 | 98 |
| 80 | Angina pectoris ... | 5 | 1 | 1 | ... | 1 | 3 | 3 | 2 | 1 | 5 | 1 | ... | 23 |
| 81 A | Aneurysm ... | ... | ... | 2 | ... | ... | ... | ... | 2 | ... | ... | ... | 1 | 5 |
| 81 B | Arterial sclerosis ... | ... | ... | ... | ... | ... | ... | ... | ... | ... | ... | ... | ... | ... |
| 81 C | Other diseases of arteries... .. | ... | ... | ... | ... | ... | ... | ... | ... | ... | ... | ... | ... | ... |
| 82 A | Cerebral embolism and thrombosis ... | ... | 1 | ... | ... | ... | 1 | 1 | ... | ... | 1 | ... | 1 | 5 |
| 82 B | Other embolism and thrombosis... .. | 1 | ... | ... | 1 | 2 | ... | ... | 1 | ... | 1 | 2 | ... | 8 |
| 83 (A to D) | Diseases of the veins (Varices, Hæmorrhoids, Phlebitis, etc.) ... | ... | 3 | 2 | 3 | ... | ... | ... | ... | 2 | 1 | 3 | 2 | 16 |
| 84 A | Status lymphaticus... .. | ... | ... | ... | ... | ... | ... | ... | ... | ... | ... | ... | ... | ... |
| 84 B | Other diseases of the lymphatic system... .. | ... | ... | ... | ... | ... | ... | 1 | ... | 1 | ... | ... | ... | 2 |
| 85 (A-B C) | Hæmorrhage; other diseases of the circulatory system. | 1 | ... | ... | ... | 2 | 1 | 1 | 1 | 1 | ... | ... | ... | 7 |

22—continued.

TABLE of DEATHS by Causes and Months in 1921—continued.

| Classification No. | SPECIFIC CAUSES OF DEATH. | January. | February. | March. | April. | May. | June. | July. | August. | September. | October. | November. | December. | Total. |
|--------------------|--|----------|-----------|--------|--------|------|-------|-------|---------|------------|----------|-----------|-----------|--------|
| | IV.—DISEASES OF THE RESPIRATORY SYSTEM. | | | | | | | | | | | | | |
| 86 | Diseases of the nasal fossæ... | ... | ... | ... | ... | ... | ... | ... | ... | ... | ... | ... | ... | ... |
| 87 (A-B-C) | Diseases of the larynx ... | ... | 1 | ... | ... | 1 | 1 | ... | ... | ... | ... | ... | ... | 3 |
| 88 | Diseases of the thyroid body ... | ... | ... | ... | ... | ... | ... | ... | ... | ... | ... | 1 | ... | 1 |
| 89 & 90 (A-B) | Bronchitis ... | 474 | 508 | 468 | 425 | 329 | 277 | 308 | 345 | 306 | 333 | 273 | 291 | 4,337 |
| 91 | Broncho-pneumonia... | 611 | 778 | 1,073 | 911 | 699 | 503 | 445 | 402 | 402 | 398 | 339 | 308 | 6,869 |
| 92 A | Lobar pneumonia ... | 39 | 30 | 30 | 37 | 15 | 14 | 11 | 20 | 9 | 6 | 19 | 17 | 237 |
| 92 B | Pneumonia (type not stated) ... | 834 | 815 | 1,086 | 994 | 785 | 467 | 453 | 471 | 471 | 472 | 462 | 474 | 7,684 |
| 93 (A-B) | Pleurisy ... | 10 | 8 | 10 | 6 | ... | 3 | 4 | 1 | 3 | 2 | 6 | 5 | 57 |
| 94 (A to D) | Pulmonary congestion, Pulmonary apoplexy... | 1 | 1 | ... | ... | ... | ... | 1 | ... | ... | 1 | ... | ... | 4 |
| 95 | Gangrene of the lung ... | ... | ... | ... | ... | ... | ... | ... | 1 | ... | 1 | ... | ... | 2 |
| 96 | Asthma ... | 304 | 313 | 315 | 323 | 279 | 151 | 172 | 195 | 170 | 144 | 178 | 198 | 2,736 |
| 97 | Pulmonary emphysema ... | ... | ... | 2 | ... | 1 | ... | 1 | 4 | 2 | 2 | 1 | 1 | 14 |
| 98 A | Fibroid disease of lung ... | ... | ... | ... | ... | 1 | ... | 2 | ... | ... | ... | ... | ... | 3 |
| 98 B | Other diseases of the respiratory System ... | 3 | 5 | 2 | ... | 1 | 2 | ... | 5 | 9 | 8 | ... | ... | 35 |
| | V.—DISEASES OF THE DIGESTIVE SYSTEM. | | | | | | | | | | | | | |
| 99 A | Diseases of the teeth and gums ... | ... | ... | 1 | ... | ... | 1 | ... | ... | ... | ... | 1 | ... | 2 |
| 99 (B-C-D) | Other diseases of the mouth and annexa ... | ... | ... | 1 | ... | ... | ... | ... | ... | ... | ... | ... | 1 | 2 |
| 100 (A-B-C) | Diseases of the pharynx, Tonsillitis ... | ... | 1 | ... | ... | ... | 1 | ... | ... | ... | ... | ... | ... | 2 |
| 101 | Diseases of œsophagus ... | ... | ... | ... | ... | ... | ... | ... | ... | ... | ... | ... | ... | ... |
| 102 | Perforating ulcer of stomach ... | 1 | 1 | ... | ... | ... | 1 | ... | ... | ... | 1 | ... | ... | 4 |
| 103 A | Inflammation of stomach... | ... | 1 | 1 | ... | ... | 3 | ... | 3 | 1 | ... | 1 | ... | 10 |
| 103 B | Other diseases of the stomach ... | ... | ... | ... | 1 | 1 | 1 | 4 | 2 | ... | 3 | 1 | 2 | 15 |
| 104 & 105 (A to H) | Diarrhœa and enteritis ... | 320 | 280 | 378 | 200 | 383 | 233 | 262 | 310 | 331 | 291 | 236 | 241 | 3,445 |
| 106 | Ankylostomiasis ... | ... | ... | 1 | 1 | ... | ... | ... | ... | ... | 2 | ... | 1 | 5 |
| 107 | Other intestinal parasites. | 3 | 4 | 2 | 3 | 1 | ... | ... | 1 | 3 | ... | 1 | ... | 18 |
| 108 | Appendicitis... | 8 | 2 | 1 | 1 | 1 | 3 | 3 | 3 | 1 | 2 | ... | ... | 23 |
| 109 A | Hernia ... | 1 | 2 | 3 | 1 | 1 | 1 | 3 | 4 | 3 | 2 | 1 | 1 | 23 |
| 109 B | Intestinal obstruction ... | 1 | 4 | 2 | 2 | 5 | 6 | 2 | 1 | 1 | 1 | 2 | 2 | 29 |
| 110 A | Sprue or Psilosis ... | 33 | 32 | 26 | 39 | 31 | 30 | 33 | 33 | 21 | 23 | 23 | 18 | 342 |
| 110 | Other diseases of the intestines ... | 1 | ... | 2 | 2 | 1 | 2 | 1 | 5 | 3 | 1 | ... | ... | 18 |
| 111 | Acute yellow atrophy of liver ... | 1 | ... | ... | ... | 1 | ... | ... | ... | ... | 3 | 3 | 1 | 9 |
| 112 | Hydatid of liver ... | ... | ... | ... | ... | ... | ... | ... | 1 | ... | ... | ... | ... | 1 |
| 113 (A-B-C) | Cirrhosis of the liver ... | 14 | 8 | 15 | 10 | 7 | 3 | 9 | 7 | 6 | 6 | 6 | 7 | 98 |
| 114 | Biliary calculi ... | ... | ... | 3 | ... | ... | 2 | ... | ... | 1 | ... | ... | ... | 6 |
| 115 A | Abscess of liver ... | 3 | 2 | 2 | 1 | 2 | 3 | 3 | 3 | ... | 3 | 4 | 6 | 32 |
| 115 | Other diseases of the liver... | 49 | 36 | 48 | 52 | 35 | 24 | 25 | 12 | 16 | 10 | 14 | 20 | 347 |
| 116 (A-B) | Diseases of the spleen ... | 1 | ... | 1 | ... | 2 | 1 | 1 | 1 | ... | 1 | 1 | ... | 9 |
| 117 | Peritonitis (cause unstated). | 2 | 1 | 1 | 2 | 3 | 1 | 1 | 3 | 2 | 4 | 2 | 1 | 23 |
| 118 (A-B) | Other diseases of the digestive system ... | 2 | ... | 1 | 1 | ... | 2 | 1 | ... | ... | ... | ... | ... | 7 |

22—continued.

TABLE of DEATHS by Causes and Months in 1921—continued.

| Classification No. | SPECIFIC CAUSES OF DEATH. | January. | February. | March. | April. | May. | June. | July. | August. | September. | October. | November. | December. | Total. |
|--|---|----------|-----------|--------|--------|------|-------|-------|---------|------------|----------|-----------|-----------|--------|
| VI.—NON-VENEREAL DISEASES OF THE GENITO-URINARY SYSTEM AND ANNEXA. | | | | | | | | | | | | | | |
| 119 | Acute nephritis | 7 | 1 | 2 | 4 | 1 | 2 | 3 | ... | 2 | 3 | 2 | 2 | 29 |
| 120 (A-B) | Bright's disease | 25 | 32 | 40 | 17 | 19 | 17 | 7 | 24 | 23 | 15 | 18 | 21 | 248 |
| 121 | Chyluria | ... | ... | ... | ... | ... | ... | ... | ... | ... | ... | ... | ... | ... |
| 122 (A to D) | Other diseases of the kidney and annexa | 1 | ... | ... | ... | ... | 1 | ... | 1 | 2 | 1 | ... | ... | 6 |
| 123 | Calculi of the urinary passages | 3 | 1 | 3 | ... | ... | ... | ... | 1 | ... | 2 | 1 | ... | 11 |
| 124 | Diseases of the bladder | 2 | 1 | 1 | ... | 2 | 3 | 2 | 2 | ... | ... | ... | 3 | 16 |
| 125 (A-B) | Diseases of the urethra, Urinary abscess, etc. | ... | 1 | ... | ... | ... | 1 | 1 | 1 | ... | ... | ... | 1 | 5 |
| 126 | Diseases of the prostate | ... | ... | ... | ... | ... | ... | ... | ... | ... | ... | ... | ... | ... |
| 127 | Non-veneral diseases of male genital organs | ... | ... | ... | ... | ... | ... | ... | 1 | ... | ... | ... | 1 | 2 |
| 128 (A-B) | Uterine hæmorrhage (non-puerperal) | 1 | ... | ... | ... | ... | ... | ... | ... | ... | ... | ... | ... | 1 |
| 129 | Uterine tumour (non-cancerous) | ... | ... | ... | 1 | ... | ... | ... | ... | ... | ... | ... | ... | 1 |
| 130 (A-B) | Other diseases of the uterus | 2 | 1 | 1 | ... | 1 | ... | ... | ... | ... | ... | ... | ... | 5 |
| 131 | Ovarian cyst, tumour (non-cancerous) | ... | ... | 1 | ... | ... | ... | ... | ... | ... | 1 | ... | ... | 2 |
| 132 (A-B) | Other diseases of the female genital organs | ... | 1 | 1 | ... | 2 | 2 | 1 | 3 | ... | ... | ... | ... | 10 |
| 133 | Non-puerperal diseases of the breast (non-cancerous) | ... | ... | ... | ... | ... | ... | ... | ... | ... | ... | ... | ... | ... |
| VII.—THE PUERPERAL STATE. | | | | | | | | | | | | | | |
| 134 (A to E) | Accidents of pregnancy | 2 | 5 | 2 | ... | 2 | ... | 2 | 4 | 2 | 3 | 2 | 8 | 32 |
| 135 | Puerperal hæmorrhage | ... | 1 | 1 | 1 | 2 | ... | 3 | 2 | 1 | 1 | 2 | 5 | 19 |
| 136 | Other accidents of childbirth | 3 | ... | 1 | 3 | ... | 2 | 1 | 3 | 2 | 3 | 3 | 3 | 24 |
| 137 | Puerperal fever | 36 | 43 | 40 | 42 | 25 | 16 | 23 | 16 | 35 | 40 | 26 | 35 | 367 |
| 138 (A-B-C) | Puerperal albuminuria and convulsions | 1 | 1 | 5 | 1 | 2 | 1 | ... | 3 | 3 | 2 | 4 | 6 | 29 |
| 139 (A-B) | Puerperal phlegmasia alba dolens, embolism, and sudden death | ... | ... | ... | ... | ... | ... | ... | ... | ... | ... | ... | ... | ... |
| 140 | Puerperal insanity | ... | 1 | ... | ... | ... | ... | ... | 1 | 1 | ... | ... | ... | 3 |
| 141 | Puerperal diseases of the breast | ... | ... | ... | ... | ... | ... | ... | ... | ... | ... | ... | ... | ... |
| VIII.—DISEASES OF THE SKIN AND OF THE CELLULAR TISSUE. | | | | | | | | | | | | | | |
| 142 A | Senile gangrene | ... | ... | ... | ... | ... | ... | ... | ... | ... | ... | ... | ... | ... |
| 142 (B-C-D) | Gangrene, other types | 5 | 2 | 2 | 2 | 1 | 1 | 1 | 7 | 7 | 7 | 6 | 9 | 43 |
| 143 | Carbuncle, Boil | ... | ... | ... | 3 | 1 | ... | 1 | 2 | ... | ... | ... | ... | 7 |
| 144 (A-B) | Phlegmon, Acute abscess | ... | 1 | 2 | 1 | 5 | 6 | 5 | 1 | 4 | 2 | 2 | 4 | 30 |
| 145 (A to D) | Diseases of the integumentary system | 1 | ... | 2 | 6 | ... | 1 | 2 | 1 | 3 | 2 | 5 | 2 | 25 |

22—continued.

TABLE of DEATHS by Causes and Months in 1921--continued.

| Classification No. | SPECIFIC CAUSES OF DEATH. | January. | February. | March. | April. | May. | June. | July. | August. | September. | October. | November. | December. | Total. |
|---|--|----------|-----------|--------|--------|------|-------|-------|---------|------------|----------|-----------|-----------|--------|
| IX.—DISEASES OF THE BONES AND OF THE ORGANS OF LOCOMOTION. | | | | | | | | | | | | | | |
| 146 | Diseases of the bones ... | ... | 1 | ... | ... | 1 | ... | ... | ... | ... | 1 | ... | ... | 3 |
| 147 | Diseases of the joints ... | 1 | ... | 1 | ... | 1 | 1 | 3 | 1 | 1 | 2 | ... | ... | 10 |
| 148 | Amputations... .. | 1 | 1 | ... | ... | ... | ... | ... | ... | ... | 1 | ... | ... | 3 |
| 149 | Other diseases of locomotor system | ... | ... | ... | ... | ... | 1 | ... | ... | ... | 1 | ... | ... | 2 |
| X.—MALFORMATIONS. | | | | | | | | | | | | | | |
| 150 (A to D) | Congenital malformations ... | ... | 3 | 1 | ... | ... | ... | 1 | 1 | ... | 1 | ... | ... | 7 |
| XI.—DISEASES OF EARLY INFANCY. | | | | | | | | | | | | | | |
| 151 A | Premature birth | 45 | 40 | 24 | 28 | 15 | 20 | 32 | 58 | 56 | 66 | 56 | 34 | 469 |
| 151 (B to E) | Infantile debility, Icterus, and Sclerema | 386 | 337 | 362 | 379 | 305 | 228 | 283 | 356 | 373 | 338 | 288 | 286 | 3,919 |
| 152 (A to D) | Other diseases peculiar to early infancy | 3 | 3 | 3 | 2 | 4 | 6 | 1 | 2 | 2 | 6 | 5 | 1 | 38 |
| 153 | Lack of care | ... | ... | ... | ... | ... | ... | ... | ... | 1 | ... | 1 | 1 | 3 |
| XII.—OLD AGE. | | | | | | | | | | | | | | |
| 154 (A-B) | Old age | 346 | 289 | 239 | 260 | 223 | 172 | 172 | 200 | 242 | 238 | 304 | 267 | 2,942 |
| XIII.—AFFECTIONS PRODUCED BY EXTERNAL CAUSES. | | | | | | | | | | | | | | |
| 155 | Suicide by poison | 2 | ... | ... | ... | ... | 1 | ... | ... | 1 | ... | 1 | 2 | 7 |
| 156 | Suicide by asphyxia | ... | ... | ... | ... | ... | ... | ... | ... | ... | ... | ... | ... | ... |
| 157 | Suicide by hanging or strangulation | ... | ... | ... | 1 | 2 | ... | 1 | 1 | ... | 2 | 1 | 2 | 10 |
| 158 | Suicide by drowning | ... | 1 | 2 | ... | ... | ... | 1 | 1 | ... | 3 | 3 | 1 | 12 |
| 159 | Suicide by firearms | ... | ... | ... | ... | ... | ... | ... | ... | ... | ... | ... | 1 | 1 |
| 160 | Suicide by cutting or piercing instruments... .. | 1 | 1 | 1 | 1 | ... | ... | 1 | 1 | ... | ... | 2 | ... | 8 |
| 161 | Suicide by jumping from high place... .. | 1 | ... | 1 | ... | ... | ... | ... | ... | ... | 1 | 1 | ... | 4 |
| 162 | Suicide by crushing | ... | ... | ... | ... | ... | ... | ... | ... | ... | ... | ... | ... | ... |
| 163 | Other suicides | ... | ... | ... | ... | ... | ... | ... | ... | ... | ... | ... | ... | ... |
| 164 | Poisoning by food | ... | ... | ... | 1 | 1 | ... | 1 | ... | ... | ... | ... | ... | 3 |
| 165 | Other acute poisonings | 2 | 2 | 5 | 4 | 5 | 2 | 4 | 3 | 6 | 2 | 3 | 4 | 41 |
| 166 | Conflagration | ... | ... | 1 | ... | ... | ... | ... | ... | ... | ... | ... | ... | 1 |
| 167 | Burns (conflagration excepted) | 11 | 12 | 9 | 5 | 6 | 4 | 1 | 4 | 4 | 7 | 13 | 7 | ... |

22—concluded.

TABLE of DEATHS by Causes and Months in 1921—concluded.

| Classification No. | SPECIFIC CAUSES OF DEATH. | January. | February. | March. | April. | May. | June. | July. | August. | September. | October. | November. | December. | Total. |
|--------------------|---|----------|-----------|--------|--------|------|-------|-------|---------|------------|----------|-----------|-----------|--------|
| 168 | Absorption of deleterious gases (conflagration excepted) | ... | 6 | 5 | ... | ... | ... | ... | 1 | 1 | ... | ... | ... | 13 |
| 169 | Accidental drowning | 8 | 14 | 12 | 7 | 7 | 7 | 8 | 13 | 10 | 9 | 6 | 6 | 107 |
| 170 | Injury by firearms | ... | ... | 1 | 1 | ... | ... | ... | ... | ... | ... | ... | ... | 2 |
| 171 | Injury by cutting or piercing instruments... .. | ... | ... | ... | 6 | 2 | ... | ... | ... | ... | ... | ... | ... | 8 |
| 172 | Injury by fall | 3 | 2 | 3 | 8 | 3 | 3 | 4 | 2 | 7 | 4 | 5 | 6 | 55 |
| 173 | Injury in mines and quarries | ... | ... | ... | ... | ... | ... | ... | ... | ... | ... | ... | ... | ... |
| 174 | Injury by machines | ... | ... | ... | ... | 1 | 1 | ... | ... | ... | ... | ... | ... | 2 |
| 175 | Injury by other crushing (vehicles, railways, landslides, trees, etc.) | 9 | 9 | 8 | 14 | 10 | 13 | 15 | 5 | 6 | 12 | 8 | 11 | 119 |
| 176 | Injury by animals | 1 | ... | 1 | ... | 2 | 1 | 1 | ... | ... | ... | ... | ... | 6 |
| 177 | Starvation | 20 | 21 | 15 | 13 | 16 | 10 | 6 | 15 | 25 | 30 | 25 | 17 | 212 |
| 178 | Excessive cold | ... | ... | ... | ... | ... | ... | ... | ... | ... | ... | ... | ... | ... |
| 179 | Effects of heat | ... | ... | ... | 1 | 2 | 3 | ... | 1 | ... | ... | ... | ... | 7 |
| 180 | Lightning | ... | ... | ... | ... | ... | ... | ... | ... | ... | ... | ... | ... | ... |
| 181 | Electricity (lightning excepted) | ... | ... | 1 | ... | ... | 2 | 1 | 1 | 1 | ... | 1 | ... | 7 |
| 182 | Homicide by firearms | ... | ... | ... | ... | ... | ... | ... | ... | ... | ... | 41 | 1 | 42 |
| 183 | Homicide by cutting or piercing instruments | 3 | 7 | ... | ... | ... | ... | ... | ... | ... | ... | ... | ... | 10 |
| 184 | Homicide by other means... .. | 1 | ... | ... | ... | 1 | ... | ... | 1 | 2 | 2 | 1 | ... | 8 |
| 185 | Fractures (cause not specified) | 11 | 7 | 23 | 18 | 12 | 16 | 8 | 11 | 12 | 15 | 21 | 10 | 164 |
| 186 | Other violence | 10 | 13 | 14 | 11 | 16 | 11 | 11 | 9 | 9 | 8 | 6 | 8 | 128 |
| | XIV.—ILL-DEFINED CAUSES. | | | | | | | | | | | | | |
| 187 | Dropsy | 5 | 5 | 11 | 2 | 6 | 5 | 8 | 9 | 10 | 9 | 3 | 5 | 78 |
| 188 A | Syncope (aged 1 year and under 70) | 1 | ... | 1 | 1 | 1 | ... | ... | 2 | ... | ... | ... | ... | 6 |
| 188 B | Sudden death (not otherwise defined) | ... | ... | ... | ... | ... | ... | ... | ... | ... | ... | ... | ... | ... |
| 189 A | Heart failure (aged 1 year and under 70) | 11 | 7 | 12 | 13 | 8 | 5 | 7 | 10 | 8 | 10 | 4 | 9 | 104 |
| 189 (B to E) | Other ill-defined causes | 37 | 42 | 47 | 50 | 52 | 28 | 41 | 44 | 45 | 37 | 31 | 48 | 502 |
| 189 F | Cause not specified | 12 | 17 | 17 | 16 | 27 | 14 | 12 | 17 | 10 | 13 | 18 | ... | 172 |

23

TABLE of DEATHS among Infants by Causes and Months in 1921.

| Cause of Death. | January. | February. | March. | April. | May. | June. | July. | August. | September. | October. | November. | December. | Total. |
|---|----------|-----------|--------|--------|-------|-------|-------|---------|------------|----------|-----------|-----------|--------|
| 1. Enteric Fever | .. | .. | .. | .. | .. | .. | .. | 1 | .. | .. | .. | 1 | 2 |
| 2. Small-pox | 1 | 6 | 20 | 21 | 10 | 9 | 4 | 8 | 2 | 1 | .. | .. | 77 |
| 3. Measles | 5 | 10 | 17 | 17 | 11 | 3 | 1 | 1 | .. | .. | .. | 1 | 66 |
| 4. Scarlet Fever | .. | .. | .. | .. | .. | .. | .. | .. | .. | .. | .. | .. | .. |
| 5. Whooping Cough | .. | .. | 1 | 1 | 1 | .. | 1 | 1 | .. | .. | 1 | .. | 6 |
| 6. Diphtheria and Croup | 2 | .. | .. | .. | .. | 1 | 1 | .. | .. | .. | 1 | .. | 5 |
| 7. Influenza | 5 | 7 | 10 | 18 | 6 | 8 | 5 | 1 | 1 | .. | .. | 1 | 57 |
| 9. Phthisis (Pulmonary tuberculosis) | .. | 1 | .. | .. | 1 | 2 | .. | 3 | .. | .. | 1 | .. | 8 |
| 11. Other Tubercular Diseases | .. | 1 | .. | .. | 1 | .. | .. | .. | .. | .. | .. | .. | 2 |
| 12. Cancer, Malignant Disease | .. | .. | .. | .. | .. | .. | .. | .. | .. | .. | .. | .. | .. |
| 13. Rheumatic Fever | .. | 1 | .. | .. | .. | .. | .. | .. | .. | .. | .. | .. | 1 |
| 14. Meningitis | .. | 4 | 2 | 1 | .. | 1 | 1 | 1 | .. | 1 | .. | 1 | 12 |
| 15. Organic Heart Disease | .. | .. | .. | .. | .. | .. | .. | .. | .. | .. | .. | .. | .. |
| 16. Bronchitis | 169 | 166 | 167 | 145 | 119 | 90 | 117 | 105 | 75 | 83 | 55 | 72 | 1,363 |
| 17. Pneumonia (all forms) | 259 | 328 | 477 | 407 | 372 | 309 | 293 | 174 | 160 | 147 | 132 | 95 | 3,143 |
| 18. Other Diseases of the Respiratory Organs | .. | .. | 1 | .. | .. | .. | .. | .. | .. | .. | .. | .. | 1 |
| 19. Diarrhea and Enteritis | 115 | 72 | 122 | 81 | 85 | 80 | 98 | 60 | 91 | 54 | 47 | 54 | 981 |
| 20. Appendicitis and Typhlitis | .. | .. | .. | .. | .. | .. | .. | .. | .. | .. | .. | .. | .. |
| 21. Cirrhosis of Liver | 1 | 1 | 1 | .. | .. | .. | .. | .. | 1 | .. | .. | 1 | 5 |
| 22. Nephritis and Bright's Disease... .. | .. | .. | 1 | .. | .. | .. | .. | .. | .. | .. | .. | .. | 1 |
| 23. Puerperal Fever | .. | .. | .. | .. | .. | .. | .. | .. | .. | .. | .. | .. | .. |
| 24. Other accidents and diseases of pregnancy and parturition | .. | .. | .. | .. | .. | .. | .. | .. | .. | .. | .. | .. | .. |
| 25. Congenital debility and malfor- mation including premature birth | 431 | 380 | 337 | 407 | 320 | 248 | 315 | 410 | 428 | 405 | 314 | 310 | 4,325 |
| 26. Violent deaths, excluding suicide | 1 | 2 | 1 | 5 | 2 | 1 | .. | 1 | 2 | 1 | 2 | .. | 18 |
| 27. suicide | .. | .. | .. | .. | .. | .. | .. | .. | .. | .. | .. | .. | .. |
| A. Pague | .. | .. | .. | .. | 1 | .. | .. | .. | .. | .. | .. | .. | 1 |
| B. Kala-Azar | .. | .. | .. | .. | .. | .. | .. | .. | .. | .. | .. | .. | .. |
| C. Malaria | .. | .. | 1 | .. | 1 | 2 | .. | 3 | 10 | 4 | 2 | 2 | 25 |
| C.c. Ague and Remittent fever. | 6 | 20 | 26 | 24 | 24 | 13 | 16 | 5 | 7 | 5 | 9 | 4 | 159 |
| D. Relapsing fever | 1 | .. | .. | .. | .. | .. | .. | .. | .. | .. | .. | .. | 1 |
| E. Fever not defined | 17 | 7 | 2 | 4 | 7 | 3 | 6 | 3 | 6 | 4 | 7 | 4 | 78 |
| F. Cholera | .. | .. | .. | .. | .. | .. | .. | .. | .. | .. | .. | .. | .. |
| G. Dysentery | 4 | 8 | 8 | 9 | 11 | 6 | 6 | 11 | 7 | 2 | 3 | 3 | 78 |
| H. Leprosy | .. | .. | .. | .. | .. | .. | .. | .. | .. | .. | .. | .. | .. |
| K. Other defined diseases | 314 | 190 | 272 | 248 | 243 | 155 | 157 | 136 | 142 | 134 | 109 | 125 | 2,125 |
| Diseases ill defined or unknown | 8 | 14 | 24 | 9 | 16 | 13 | 20 | 16 | 9 | 3 | 11 | 6 | 140 |
| Total | 1,230 | 1,218 | 1,512 | 1,397 | 1,231 | 939 | 1,041 | 955 | 941 | 841 | 714 | 691 | 12,751 |

TABLE of DEATHS by

| Cause of Death. | Jain. | | Brahmin. | | Lingait | | Bhatia. | | Bania. | | Hindu of other Caste. | | Hindu, Low Caste. | | Musulman. | |
|---|-------|--------|----------|--------|---------|--------|---------|--------|--------|--------|-----------------------|--------|-------------------|--------|-----------|--------|
| | Male. | Female | Male. | Female | Male. | Female | Male | Female | Male. | Female | Male. | Female | Male. | Female | Male. | Female |
| 1. Enteric Fever | 4 | ... | 8 | ... | 1 | ... | 2 | 3 | 4 | 2 | 25 | 3 | 1 | 1 | 18 | 2 |
| 2. Small-pox | 6 | 2 | 10 | 12 | 5 | 3 | ... | ... | 1 | 2 | 110 | 73 | 29 | 80 | 41 | 13 |
| 3. Measles | 3 | 3 | 1 | 7 | 2 | 1 | ... | ... | ... | 7 | 40 | 54 | 18 | 18 | 12 | 7 |
| 4. Scarlet Fever | ... | ... | ... | ... | ... | ... | ... | ... | ... | ... | ... | ... | ... | ... | ... | ... |
| 5. Whooping Cough | ... | 2 | 1 | ... | ... | ... | ... | ... | ... | ... | 2 | 1 | ... | ... | 1 | ... |
| 6. Diphtheria and Croup | ... | ... | 1 | ... | ... | ... | ... | ... | ... | ... | 1 | 1 | ... | 1 | 1 | ... |
| 7. Influenza | 27 | 9 | 46 | 13 | 10 | 2 | 4 | 1 | 11 | 5 | 508 | 203 | 118 | 73 | 131 | 40 |
| 9. Phthisis | 4 | 6 | 15 | 32 | 5 | 1 | 3 | 4 | 3 | 8 | 436 | 251 | 54 | 35 | 247 | 166 |
| 11. Other Tubercular Diseases | 1 | ... | 1 | 7 | ... | ... | 1 | 1 | 1 | 1 | 38 | 34 | 2 | 1 | 17 | 26 |
| 12. Cancer, Malignant Disease | 3 | ... | 4 | 2 | ... | ... | 1 | ... | 3 | ... | 19 | 6 | 2 | 1 | 2 | 3 |
| 13. Rheumatic Fever... .. | 3 | 1 | ... | ... | ... | ... | 1 | ... | 1 | ... | 13 | 10 | 3 | 4 | 10 | 8 |
| 14. Meningitis | 10 | 3 | 10 | 5 | ... | ... | ... | 1 | 3 | 2 | 105 | 14 | 6 | ... | 50 | 13 |
| 15. Organic Heart Disease | 3 | 2 | 4 | 2 | ... | ... | 1 | ... | 1 | ... | 39 | 13 | 6 | 5 | 7 | 8 |
| 16. Bronchitis | 41 | 30 | 63 | 57 | 22 | 36 | 16 | 16 | 34 | 27 | 1,063 | 1,005 | 428 | 428 | 454 | 489 |
| 17. Pneumonia | 267 | 128 | 968 | 187 | 103 | 86 | 38 | 27 | 130 | 87 | 4,362 | 2,626 | 1,706 | 1,502 | 1,536 | 882 |
| 18. Other Respiratory Diseases | 31 | 12 | 46 | 41 | 15 | 18 | 12 | 10 | 17 | 13 | 711 | 561 | 227 | 220 | 497 | 354 |
| 19. Diarrhoea & Enteritis | 28 | 27 | 45 | 42 | 14 | 15 | 5 | 7 | 12 | 17 | 793 | 559 | 489 | 414 | 361 | 229 |
| 20. Appendicitis and Typhiletis | ... | ... | 1 | 1 | ... | ... | ... | ... | ... | ... | 7 | ... | ... | ... | 2 | 1 |
| 21. Cirrhosis of Liver | 2 | ... | 4 | ... | ... | ... | ... | 1 | 1 | 1 | 29 | 9 | 6 | 5 | 4 | 6 |
| 22. Nephritis and Brights Disease... .. | 15 | 2 | 2 | 4 | ... | ... | ... | 1 | 2 | 3 | 63 | 33 | 13 | 6 | 43 | 24 |
| 23. Puerperal Fever | ... | 10 | ... | 15 | ... | 6 | ... | 6 | ... | 6 | ... | 141 | ... | 68 | ... | 101 |
| 24. Other Accidents and Diseases of Pregnancy and Parturition... .. | ... | 14 | ... | 6 | ... | ... | ... | ... | ... | 4 | ... | 36 | ... | 9 | ... | 29 |
| 25. Congenital Debility | 31 | 27 | 89 | 51 | 23 | 26 | 7 | 10 | 32 | 23 | 1,132 | 893 | 582 | 446 | 408 | 269 |
| 26. Violent Deaths | 8 | 3 | 17 | 8 | 5 | 1 | 3 | 2 | 4 | 13 | 420 | 145 | 61 | 29 | 167 | 28 |
| 27. Suicide | ... | ... | 2 | ... | ... | ... | ... | ... | ... | ... | 15 | 6 | 1 | 1 | 4 | ... |
| A Plague | 34 | 10 | 51 | 5 | 2 | 1 | 2 | 3 | 14 | 3 | 313 | 105 | 27 | 18 | 90 | 24 |
| B Kala Azar | ... | ... | ... | ... | ... | ... | ... | ... | ... | ... | ... | ... | ... | ... | ... | ... |
| C Malaria | 6 | 3 | 15 | 8 | ... | ... | 3 | ... | 3 | 2 | 153 | 74 | 19 | 23 | 65 | 17 |
| CC Ague and Remittent Fever... .. | 31 | 11 | 71 | 54 | 36 | 39 | 3 | 3 | 16 | 14 | 1,241 | 892 | 503 | 484 | 444 | 364 |
| D Relapsing Fever | ... | ... | ... | ... | ... | ... | ... | ... | ... | ... | 29 | 3 | 2 | 5 | 12 | ... |
| 28. E Fever not defined | 13 | 6 | 10 | 4 | 2 | ... | 3 | 2 | 5 | 1 | 83 | 56 | 27 | 26 | 23 | 8 |
| F Cholera | 5 | 1 | 1 | 1 | ... | ... | ... | ... | ... | ... | 20 | 10 | 2 | ... | 10 | 2 |
| G Dysentery | 13 | 6 | 37 | 18 | 7 | 6 | 3 | 4 | 8 | 9 | 418 | 232 | 168 | 143 | 188 | 105 |
| H Leprosy | ... | ... | 3 | 1 | ... | ... | ... | ... | ... | ... | 48 | 21 | 5 | 4 | 7 | 3 |
| K Other defined Diseases | 95 | 85 | 150 | 144 | 45 | 68 | 29 | 40 | 66 | 88 | 1,879 | 1,885 | 668 | 813 | 1,008 | 962 |
| 29. Diseases ill defined | 13 | 9 | 20 | 13 | 3 | 5 | 2 | 7 | 4 | 9 | 217 | 170 | 77 | 80 | 81 | 62 |
| Still-born | 16 | 15 | 42 | 30 | 9 | 7 | 7 | 8 | 18 | 7 | 521 | 392 | 250 | 178 | 217 | 157 |
| | 678 | | 1,098 | | 305 | | 137 | | 356 | | 14,222 | | 5,200 | | 5,961 | |
| | | 402 | | 742 | | 316 | | 148 | | 342 | | 10,055 | | 4,891 | | 4,243 |
| GRAND TOTAL | 1,078 | | 1,838 | | 621 | | 285 | | 698 | | 24,277 | | 10,091 | | 10,204 | |

Race or Caste, Sex and Cause in 1921.

| Parsee. | | Jew. | | Indian Christian. | | Anglo-Indian. | | European. | | Negro-African. | | Buddhist. | | Other and unknown Caste. | | All Races. | | Persons. |
|---------|---------|-------|---------|-------------------|---------|---------------|---------|-----------|---------|----------------|---------|-----------|---------|--------------------------|---------|------------|---------|----------|
| Male. | Female. | Male. | Female. | Male. | Female. | Male. | Female. | Male. | Female. | Male. | Female. | Male. | Female. | Male. | Female. | Male. | Female. | |
| 25 | 6 | 1 | ... | 19 | 7 | 5 | 3 | 11 | 3 | ... | ... | 5 | ... | ... | ... | 123 | 29 | 152 |
| 5 | 4 | ... | ... | 23 | 24 | 1 | 1 | 7 | 3 | ... | ... | 1 | ... | ... | ... | 239 | 167 | 406 |
| 3 | 8 | ... | ... | 6 | 10 | ... | ... | 1 | ... | ... | ... | ... | ... | ... | ... | 86 | 115 | 201 |
| ... | ... | ... | ... | ... | ... | ... | ... | ... | ... | ... | ... | ... | ... | ... | ... | ... | ... | ... |
| 1 | ... | ... | ... | 2 | 1 | ... | ... | ... | ... | ... | ... | ... | ... | ... | ... | 7 | 4 | 11 |
| 1 | ... | ... | ... | ... | ... | ... | ... | ... | ... | ... | ... | ... | ... | ... | ... | 4 | 2 | 6 |
| 35 | 41 | 1 | 1 | 49 | 49 | 2 | ... | 7 | 2 | ... | ... | 1 | ... | ... | 1 | 930 | 439 | 1,369 |
| 19 | 27 | 3 | 7 | 68 | 59 | 11 | 5 | 3 | 2 | ... | ... | 3 | 1 | ... | ... | 864 | 604 | 1,468 |
| 5 | 7 | ... | ... | 2 | 6 | ... | 1 | 1 | 3 | ... | ... | ... | ... | ... | ... | 69 | 77 | 146 |
| 6 | 13 | 1 | 1 | 4 | 3 | 3 | 3 | 4 | 4 | ... | ... | ... | ... | ... | ... | 52 | 85 | 87 |
| 1 | 1 | ... | ... | 3 | ... | ... | ... | ... | 2 | ... | 1 | ... | ... | ... | ... | 33 | 27 | 60 |
| 14 | 11 | 1 | 2 | 22 | 12 | 3 | ... | 4 | 1 | ... | ... | 1 | ... | ... | ... | 229 | 64 | 293 |
| 16 | 13 | ... | 4 | 10 | 2 | 3 | 2 | 3 | 2 | ... | ... | 2 | ... | ... | ... | 105 | 53 | 158 |
| 12 | 19 | 7 | 7 | 40 | 47 | 1 | 1 | 2 | 1 | ... | 1 | ... | ... | ... | ... | 2,173 | 2,164 | 4,337 |
| 182 | 131 | 37 | 35 | 243 | 173 | 21 | 10 | 27 | 10 | 1 | 3 | 5 | 1 | ... | ... | 8,916 | 5,874 | 14,790 |
| 9 | 8 | 3 | 16 | 17 | 17 | 2 | ... | 3 | ... | 2 | 3 | 1 | ... | ... | ... | 1,583 | 1,272 | 2,855 |
| 87 | 85 | 7 | 9 | 102 | 97 | 11 | 11 | 13 | 11 | 1 | 1 | 1 | ... | ... | ... | 1,921 | 1,534 | 3,445 |
| 3 | ... | ... | ... | 1 | 2 | ... | ... | 4 | 2 | ... | ... | ... | ... | ... | ... | 17 | 6 | 23 |
| 4 | 4 | 1 | ... | 7 | ... | 1 | ... | 1 | 3 | 1 | ... | ... | ... | ... | ... | 76 | 28 | 98 |
| 24 | 16 | ... | ... | 18 | 10 | 3 | ... | 3 | 1 | ... | ... | 1 | ... | ... | ... | 177 | 100 | 277 |
| ... | 3 | ... | 3 | ... | 5 | ... | ... | ... | 1 | ... | 1 | ... | 1 | ... | ... | ... | 367 | 367 |
| ... | 7 | ... | ... | ... | 8 | ... | ... | ... | 2 | ... | ... | ... | ... | ... | ... | ... | 107 | 107 |
| 48 | 30 | 13 | 14 | 113 | 86 | 4 | 4 | 13 | 5 | ... | 1 | 3 | ... | ... | 2 | 2,506 | 1,889 | 4,395 |
| 26 | 9 | 3 | 1 | 26 | 11 | 3 | ... | 9 | 3 | 1 | ... | 5 | ... | ... | 5 | 758 | 258 | 1,016 |
| 5 | 2 | ... | ... | 2 | ... | ... | ... | 2 | 1 | ... | ... | 1 | ... | ... | ... | 32 | 10 | 42 |
| 10 | 18 | 2 | 1 | 48 | 24 | 3 | ... | 1 | ... | ... | ... | 2 | ... | ... | ... | 599 | 212 | 811 |
| ... | ... | ... | ... | ... | ... | ... | ... | ... | ... | ... | ... | ... | ... | ... | ... | ... | ... | ... |
| 23 | 21 | 2 | 3 | 35 | 20 | 8 | 4 | 36 | 12 | ... | ... | 2 | ... | ... | ... | 359 | 186 | 545 |
| 11 | 8 | 6 | 8 | 20 | 27 | 1 | ... | ... | ... | 1 | 4 | 2 | ... | ... | ... | 2,386 | 1,848 | 4,234 |
| 2 | ... | ... | ... | 2 | 2 | ... | ... | ... | ... | ... | ... | ... | ... | ... | ... | 47 | 10 | 57 |
| 9 | 13 | 1 | 1 | 19 | 19 | 2 | 1 | 3 | ... | ... | ... | 1 | ... | ... | ... | 198 | 137 | 335 |
| 7 | 2 | ... | ... | 3 | 2 | ... | 1 | 1 | 2 | ... | ... | ... | ... | ... | ... | 49 | 21 | 70 |
| 30 | 25 | 4 | 4 | 30 | 33 | 4 | ... | 14 | 5 | ... | 1 | ... | ... | ... | ... | 923 | 559 | 1,482 |
| ... | 1 | ... | ... | 6 | 4 | ... | ... | ... | ... | ... | ... | ... | ... | ... | ... | 69 | 34 | 103 |
| 225 | 217 | 38 | 47 | 145 | 136 | 28 | 15 | 26 | 20 | 3 | 2 | 9 | 2 | 8 | 5 | 4,422 | 4,529 | 8,951 |
| 15 | 16 | 3 | 3 | 23 | 19 | 2 | 1 | 4 | ... | ... | ... | 2 | ... | 1 | 1 | 467 | 395 | 862 |
| 36 | 21 | 8 | 9 | 46 | 39 | 2 | 2 | 5 | 5 | ... | 1 | 1 | 1 | 14 | 18 | 1,192 | 800 | 2,032 |
| 802 | ... | 134 | ... | 1,102 | ... | 122 | ... | 193 | ... | 10 | ... | 48 | ... | 9 | ... | 30,433 | ... | ... |
| ... | 756 | ... | 167 | ... | 914 | ... | 63 | ... | 100 | ... | 18 | ... | 5 | ... | 14 | ... | 23,176 | ... |
| 1,618 | ... | 301 | ... | 2,016 | ... | 185 | ... | 293 | ... | 28 | ... | 53 | ... | 23 | ... | 53,609 | ... | ... |

TABLE showing by Race the Rate of Mortality per 1,000 of Population from different Causes of Death in 1921.

| Race or Caste. | Small-pox. | Measles. | Plague. | Scarlet Fever. | Kala Azar. | Enteric. | Malaria. | Ague and Remittent. | Relapsing. | Influenza. | Cholera. | Diarhoea and Enteritis. | Dysentery. | Tuberculous Disease. | Respiratory Disease. | Accidents. | All other Causes. | Total. |
|---------------------------------|------------|----------|---------|----------------|------------|----------|----------|---------------------|------------|------------|----------|-------------------------|------------|----------------------|----------------------|------------|-------------------|--------|
| Jains | 0.33 | 0.25 | 1.84 | | | 0.16 | 0.37 | 1.75 | | 1.59 | 0.25 | 2.30 | 0.75 | 0.46 | 20.89 | 0.46 | 13.77 | 45.13 |
| Brahmins | 0.30 | 0.11 | 0.77 | | | 0.11 | 0.31 | 1.72 | | 0.81 | 0.02 | 1.20 | 0.75 | 0.75 | 19.62 | 0.37 | 7.58 | 25.88 |
| Lingaites | 9.23 | 3.46 | 3.46 | | | 1.15 | | 86.60 | | 13.88 | | 33.48 | 16.01 | 6.92 | 323.32 | 6.92 | 213.62 | 717.09 |
| Bhatias | ... | | 0.55 | | ... | 0.44 | 0.22 | 0.66 | | 0.55 | | 1.33 | 0.77 | 0.99 | 13.20 | 0.55 | 12.31 | 31.61 |
| Banias | 0.05 | 0.11 | 0.28 | | | 0.10 | 0.08 | 3.50 | | 0.27 | | 0.49 | 0.28 | 0.22 | 4.81 | 0.28 | 4.33 | 11.86 |
| Hindus of other Castes | 0.32 | 0.16 | 0.74 | | | 0.40 | 0.40 | 3.69 | 0.05 | 1.26 | 0.05 | 2.41 | 1.15 | 1.31 | 18.23 | 1.04 | 29.04 | 43.27 |
| Hindus, Low Caste | 0.43 | 0.26 | 0.33 | | | 0.01 | 0.30 | 7.27 | 0.05 | 1.40 | 0.01 | 6.28 | 2.29 | 0.67 | 33.25 | 0.67 | 21.10 | 74.39 |
| Hindus, All Castes | 0.32 | 0.17 | 0.68 | | | 0.26 | 0.35 | 3.87 | 0.04 | 1.19 | 0.04 | 2.80 | 1.24 | 1.07 | 19.36 | 0.86 | 18.01 | 45.13 |
| Musalmans | 0.29 | 0.10 | 0.61 | | | 0.10 | 0.44 | 4.0 | 0.06 | 0.92 | 0.06 | 3.20 | 1.68 | 2.46 | 22.86 | 1.08 | 17.18 | 55.40 |
| Parasos | 0.17 | 0.21 | 0.53 | ... | | 0.59 | 0.84 | 0.36 | 0.03 | 1.45 | 0.17 | 3.29 | 1.05 | 1.11 | 6.71 | 0.80 | 13.61 | 30.97 |
| Jews | | | 0.30 | | | 0.13 | 0.06 | 1.85 | | 0.26 | | 2.11 | 1.05 | 1.33 | 13.91 | 0.52 | 17.62 | 39.87 |
| Indian Christians... .. | 0.96 | 0.32 | 1.47 | | | 0.41 | 1.12 | 0.06 | 0.07 | 2.01 | 0.10 | 4.08 | 1.29 | 2.77 | 11.02 | 0.80 | 13.03 | 41.38 |
| Anglo-Indians | 0.42 | | 0.63 | | | 1.69 | 2.34 | 0.21 | | 0.43 | 0.21 | 4.65 | 0.84 | 3.59 | 7.40 | 0.63 | 15.87 | 39.16 |
| Europeans | 0.67 | 0.06 | 0.06 | | | 0.95 | 2.58 | | | 0.61 | 0.20 | 1.62 | 1.29 | 0.61 | 2.92 | 1.01 | 7.26 | 19.89 |
| Buddhists | | | 1.31 | | | 3.03 | 1.21 | 1.21 | | 0.60 | ... | 0.50 | | 2.43 | 4.25 | 3.64 | 13.98 | 32.21 |
| Other and Unknown Castes | 16.94 | | | | | | | | | 16.94 | | | | | | 84.74 | 271.18 | 389.88 |
| TOTAL | 0.3 | 0.17 | 0.63 | | | 0.12 | 0.46 | 3.60 | 0.04 | 1.18 | 0.05 | 2.92 | 1.28 | 1.37 | 18.69 | 0.89 | 13.71 | 45.58 |

TABLE of DEATHS by Age, Sex and Cause in 1921.

| AGE. | 1 | | 2 | | 3 | | 4 | | 5 | | 6 | | 7 | | 9 | | 11 | | 12 | | |
|----------------------------|----------------|----------|------------|----------|----------|----------|----------------|----------|-----------------|----------|-----------------------|----------|------------|----------|------------------------------------|----------|----------------------------|----------|----------------------------|----------|-----|
| | Enteric Fever. | | Small-pox. | | Measles. | | Scarlet Fever. | | Whooping Cough. | | Diphtheria and Croup. | | Influenza. | | Phthisis (Pulmonary Tuberculosis). | | Other Tubercular Diseases. | | Cancer, Malignant Disease. | | |
| | Males. | Females. | Males. | Females. | Males. | Females. | Males. | Females. | Males. | Females. | Males. | Females. | Males. | Females. | Males. | Females. | Males. | Females. | Males. | Females. | |
| Under 1 week | 1 | ... | ... | 1 | ... | 1 | ... | ... | ... | ... | ... | ... | ... | 1 | ... | 2 | ... | ... | ... | ... | ... |
| One week to 1 month | ... | ... | ... | 19 | 10 | 7 | ... | 17 | ... | ... | ... | 1 | ... | 14 | 18 | ... | 2 | ... | 1 | ... | ... |
| 1 to 6 months | ... | ... | ... | ... | ... | ... | ... | ... | ... | ... | ... | ... | ... | ... | ... | ... | ... | ... | ... | ... | ... |
| 6 to 12 " | ... | 1 | 25 | 21 | 17 | 24 | ... | ... | 3 | 2 | 2 | 2 | 10 | 12 | 1 | 9 | 1 | ... | ... | ... | ... |
| 1 to 3 years | ... | ... | 15 | 17 | 28 | 27 | ... | ... | 2 | 1 | 1 | ... | 21 | 20 | 4 | 1 | ... | 1 | ... | ... | ... |
| 2 to 3 " | 1 | ... | 21 | 22 | 8 | 13 | ... | ... | 1 | ... | ... | ... | 7 | 7 | 6 | 1 | 1 | 2 | ... | ... | ... |
| 3 to 4 " | ... | ... | 8 | 7 | 4 | 11 | ... | ... | ... | ... | ... | ... | 10 | 10 | 8 | 4 | 2 | 1 | ... | ... | ... |
| 4 to 5 " | 1 | ... | 5 | 7 | 4 | 7 | ... | ... | ... | ... | ... | ... | 8 | 10 | 3 | 1 | 1 | ... | ... | ... | ... |
| 5 to 10 " | 6 | 3 | 22 | 20 | 9 | 9 | ... | ... | ... | 1 | ... | ... | 30 | 83 | 14 | 19 | 7 | 9 | ... | ... | ... |
| 10 to 15 " | 11 | 5 | 17 | 9 | 6 | 5 | ... | ... | ... | ... | ... | ... | 70 | 36 | 18 | 42 | 2 | 7 | 1 | 1 | 1 |
| 15 to 20 " | 17 | 3 | 21 | 19 | 1 | 1 | ... | ... | ... | ... | ... | ... | 117 | 51 | 62 | 98 | 5 | 17 | 1 | ... | ... |
| 20 to 25 " | 22 | 2 | 34 | 18 | 1 | ... | ... | ... | ... | ... | ... | ... | 154 | 55 | 154 | 107 | 5 | 10 | 1 | 1 | 1 |
| 25 to 30 " | 22 | 5 | 21 | 7 | ... | ... | ... | ... | ... | ... | ... | ... | 157 | 57 | 197 | 124 | 14 | 8 | 4 | 1 | 1 |
| 30 to 35 " | 12 | 1 | 14 | 8 | ... | ... | ... | ... | ... | ... | ... | ... | 109 | 37 | 186 | 79 | 9 | 9 | 4 | 3 | 3 |
| 35 to 40 " | 13 | 4 | 10 | ... | ... | ... | ... | ... | ... | ... | ... | ... | 89 | 19 | 101 | 51 | 5 | 3 | 6 | 6 | 6 |
| 40 to 45 " | 7 | 1 | 3 | ... | ... | 1 | ... | ... | ... | ... | ... | ... | 57 | 18 | 63 | 26 | 2 | 6 | 5 | 6 | 6 |
| 45 to 50 " | 9 | 8 | 1 | ... | ... | ... | ... | ... | ... | ... | ... | ... | 38 | 17 | 43 | 31 | 6 | 1 | 8 | 5 | 5 |
| 50 to 55 " | 2 | 1 | 1 | 1 | ... | ... | ... | ... | ... | ... | ... | ... | 21 | 9 | 28 | 13 | 2 | ... | 9 | 5 | 5 |
| 55 to 60 " | 3 | ... | ... | ... | ... | ... | ... | ... | ... | ... | ... | ... | 17 | 12 | 10 | 4 | 2 | 2 | 6 | ... | ... |
| 60 & over | 2 | ... | 1 | ... | ... | ... | ... | ... | ... | ... | ... | ... | 20 | 16 | 14 | 8 | 4 | 1 | 8 | 8 | 8 |
| Unspecified Age | ... | ... | ... | ... | ... | ... | ... | ... | ... | ... | ... | ... | ... | ... | ... | ... | ... | ... | ... | ... | ... |
| Males | 123 | ... | 239 | ... | ... | ... | ... | ... | 7 | ... | 4 | ... | 950 | ... | 864 | ... | 69 | ... | 52 | ... | ... |
| Females | ... | 19 | ... | 167 | ... | 115 | ... | ... | ... | 4 | ... | 2 | ... | 436 | ... | 604 | ... | 77 | ... | 35 | ... |
| ALI. AGES. Persons | 152 | ... | 406 | ... | 301 | ... | ... | ... | 11 | ... | 6 | ... | 1,389 | ... | 1,463 | ... | 146 | ... | 87 | ... | ... |

TABLE of DEATHS by Age, Sex and Cause in 1921—continued.

| AGE. | 13 | | 14 | | 15 | | 16 | | 17 | | 18 | | 19 | | 20 | | 21 | | 22 | |
|---------------------|---------------------|-------------|---------------------------|-------------|---------------------------|---|-----------------------------|--------------------------------|------------------------|--|-------|-------|-------|-------|-----|-----|-----|-----|-----|-----|
| | Rhenmatic Fever. | Meningitis. | Organic Heart Disease. | Bronchitis. | Pneumonia (all forms.) | Other Diseases of the Respira- tory Organs. | Diarrhoea and Enteritis. | Appendicitis and Typhlitis. | Cirrhosis of Liver. | Nephritis and Bright's Diseases. | | | | | | | | | | |
| Under 1 week | ... | ... | ... | ... | ... | ... | 4 | 1 | 1 | ... | ... | 26 | 10 | ... | ... | ... | ... | ... | ... | ... |
| One week to 1 month | ... | ... | 2 | 1 | ... | ... | 17 | 6 | 32 | 19 | 1 | ... | 50 | 52 | ... | ... | ... | 1 | ... | ... |
| 1 to 6 months | ... | ... | 3 | 1 | ... | ... | 310 | 263 | 659 | 580 | ... | ... | 176 | 150 | ... | ... | ... | ... | ... | ... |
| 6 to 12 " | ... | 1 | 3 | 2 | ... | ... | 319 | 394 | 929 | 922 | ... | ... | 253 | 264 | ... | ... | 1 | 3 | ... | 1 |
| 1 to 2 years | ... | ... | 4 | 3 | ... | ... | 240 | 239 | 803 | 840 | 1 | 1 | 240 | 247 | ... | ... | 4 | 4 | 2 | 1 |
| 2 to 3 " | ... | ... | ... | 3 | ... | ... | 77 | 118 | 263 | 338 | ... | ... | 103 | 113 | ... | ... | 3 | 1 | ... | ... |
| 3 to 4 " | ... | ... | 1 | 1 | ... | ... | 44 | 59 | 195 | 201 | ... | ... | 53 | 67 | ... | ... | 2 | ... | 1 | ... |
| 4 to 5 " | ... | ... | ... | 1 | ... | ... | 26 | 39 | 132 | 140 | 1 | 2 | 49 | 42 | ... | ... | ... | ... | 1 | 1 |
| 5 to 10 " | ... | ... | 9 | 10 | 1 | ... | 66 | 85 | 463 | 478 | 3 | 9 | 83 | 92 | ... | ... | 2 | ... | 1 | 4 |
| 10 to 15 " | 1 | 2 | 21 | 7 | 1 | ... | 31 | 48 | 360 | 277 | 2 | 4 | 28 | 37 | ... | 1 | 3 | ... | 3 | 3 |
| 15 to 20 " | 4 | 1 | 42 | 9 | 3 | 4 | 45 | 48 | 670 | 363 | 18 | 14 | 53 | 28 | ... | ... | 5 | ... | 4 | 9 |
| 20 to 25 " | 5 | 4 | 46 | 6 | 9 | 4 | 79 | 82 | 926 | 387 | 26 | 25 | 93 | 66 | 4 | 1 | 4 | 3 | 9 | 11 |
| 25 to 30 " | 4 | 6 | 36 | 6 | 9 | 12 | 97 | 114 | 972 | 371 | 51 | 46 | 105 | 49 | 3 | ... | 7 | 2 | 15 | 7 |
| 30 to 35 " | 6 | 1 | 24 | 4 | 12 | 2 | 114 | 97 | 691 | 266 | 55 | 43 | 119 | 57 | 3 | 1 | 9 | 2 | 11 | 10 |
| 35 to 40 " | 2 | 1 | 9 | 2 | 12 | 2 | 131 | 105 | 609 | 214 | 105 | 75 | 104 | 39 | 3 | 1 | 6 | 5 | 23 | 12 |
| 40 to 45 " | 3 | 3 | 10 | 2 | 14 | 5 | 108 | 76 | 371 | 134 | 138 | 68 | 65 | 35 | 3 | 2 | 8 | ... | 18 | 9 |
| 45 to 50 " | 2 | 3 | 8 | 3 | 13 | 6 | 123 | 77 | 313 | 106 | 194 | 131 | 71 | 35 | 1 | ... | 8 | 4 | 27 | 5 |
| 50 to 55 " | 3 | 3 | 5 | ... | 7 | 2 | 92 | 57 | 211 | 71 | 181 | 120 | 57 | 19 | ... | ... | 2 | ... | 13 | 7 |
| 55 to 60 " | 1 | 1 | 5 | 2 | 10 | 7 | 89 | 67 | 155 | 62 | 340 | 244 | 69 | 33 | ... | ... | 4 | ... | 15 | 8 |
| 60 and over | 2 | 1 | 1 | 1 | 14 | 9 | 136 | 131 | 161 | 109 | 467 | 496 | 124 | 99 | ... | ... | 2 | 3 | 34 | 12 |
| Unspecified Age | ... | ... | ... | ... | ... | ... | ... | ... | ... | ... | ... | ... | ... | ... | ... | ... | ... | ... | ... | ... |
| ALL AGES. { Males | 33 | ... | 229 | ... | 105 | ... | 2,173 | ... | 8,916 | ... | 1,583 | ... | 1,921 | ... | 17 | ... | 70 | ... | 177 | ... |
| { Females | ... | 27 | ... | 64 | ... | 53 | ... | 2,164 | ... | 5,874 | ... | 1,272 | ... | 1,624 | ... | 6 | ... | 23 | ... | 100 |
| { Persons | 60 | ... | 293 | ... | 158 | ... | 4,337 | ... | 14,790 | ... | 2,855 | ... | 3,445 | ... | 23 | ... | 93 | ... | 277 | ... |

TABLE of DEATHS by Age, Sex and Cause in 1921—continued.

| AGE. | 23 | | 24 | | 25 | | 26 | | 27 | | 28 | | | | | | | | | |
|----------------------------|------------------|----------|--|----------|--|----------|-----------------------------------|----------|----------|----------|-------------------------|----------|-----------------|----------|---------------|----------|----------------------------------|----------|-----------------------|----------|
| | Puerperal Fever. | | Other Accidents and Diseases of Pregnancy and Parturition. | | Congenital Debility and Malformation including Premature Births. | | Violent Deaths excluding Suicide. | | Suicide. | | OTHER DEFINED DISEASES. | | | | | | | | | |
| | | | | | | | | | | | A Plague. | | B Kala Azar. | | C Malaria. | | C C Ague and Remittent Fever. | | D Relapsing Fever. | |
| | Males. | Females. | Males. | Females. | Males. | Females. | Males. | Females. | Males. | Females. | Males. | Females. | Males. | Females. | Males. | Females. | Males. | Females. | Males. | Females. |
| Under 1 week | ... | ... | ... | ... | 1,209 | 821 | ... | 6 | ... | ... | ... | ... | ... | ... | ... | ... | ... | ... | ... | ... |
| One week to 1 month | ... | ... | ... | ... | 716 | 517 | 1 | 4 | ... | ... | ... | ... | ... | ... | 4 | 2 | 1 | 1 | ... | ... |
| 1 to 6 months | ... | ... | ... | ... | 489 | 364 | ... | 2 | ... | ... | ... | ... | ... | ... | 4 | 4 | 26 | 35 | 1 | ... |
| 6 to 12 " | ... | ... | ... | ... | 142 | 157 | 8 | 2 | ... | ... | 1 | ... | ... | ... | 3 | 8 | 42 | 54 | ... | ... |
| 1 to 2 years | ... | ... | ... | ... | ... | ... | 3 | 4 | ... | ... | 1 | 1 | ... | ... | 8 | 2 | 49 | 58 | ... | ... |
| 2 to 3 " | ... | ... | ... | ... | ... | ... | 5 | 4 | ... | ... | 1 | 1 | ... | ... | 3 | 1 | 35 | 45 | ... | ... |
| 3 to 4 " | ... | ... | ... | ... | ... | ... | 5 | 3 | ... | ... | 3 | 1 | ... | ... | 3 | 5 | 35 | 28 | ... | ... |
| 4 to 5 " | ... | ... | ... | ... | ... | ... | 7 | 8 | ... | ... | 4 | 3 | ... | ... | 2 | 4 | 34 | 44 | ... | ... |
| 5 to 10 " | ... | ... | ... | ... | ... | ... | 29 | 21 | ... | ... | 39 | 25 | ... | ... | 15 | 16 | 139 | 187 | ... | ... |
| 10 to 15 " | ... | 1 | ... | ... | ... | ... | 37 | 22 | ... | 1 | 86 | 31 | ... | ... | 8 | 10 | 145 | 147 | 3 | ... |
| 15 to 20 " | ... | 65 | ... | 13 | ... | ... | 57 | 28 | ... | 1 | 120 | 31 | ... | ... | 24 | 13 | 251 | 199 | 4 | 1 |
| 20 to 25 " | ... | 103 | ... | 32 | ... | ... | 102 | 25 | 5 | 1 | 127 | 33 | ... | ... | 47 | 25 | 338 | 242 | 9 | ... |
| 25 to 30 " | ... | 160 | ... | 31 | ... | ... | 118 | 25 | 6 | 1 | 80 | 22 | ... | ... | 60 | 26 | 333 | 252 | 10 | 5 |
| 30 to 35 " | ... | 48 | ... | 18 | ... | ... | 106 | 19 | 8 | 3 | 45 | 15 | ... | ... | 40 | 19 | 265 | 178 | 8 | 1 |
| 35 to 40 " | ... | 33 | ... | 4 | ... | ... | 83 | 14 | 3 | ... | 55 | 21 | ... | ... | 44 | 9 | 240 | 152 | 10 | 2 |
| 40 to 45 " | ... | 11 | ... | 8 | ... | ... | 65 | 18 | 1 | 1 | 27 | 5 | ... | ... | 22 | 7 | 166 | 87 | 1 | ... |
| 45 to 50 " | ... | 5 | ... | 1 | ... | ... | 43 | 15 | 2 | 1 | 12 | 8 | ... | ... | 20 | 7 | 120 | 46 | 1 | 1 |
| 50 to 55 " | ... | 1 | ... | ... | ... | ... | 34 | 11 | 2 | ... | 11 | 1 | ... | ... | 16 | 6 | 84 | 35 | ... | ... |
| 55 to 60 " | ... | ... | ... | ... | ... | ... | 23 | 8 | 1 | ... | 6 | 3 | ... | ... | 9 | 6 | 47 | 28 | ... | ... |
| 60 & over | ... | ... | ... | ... | ... | ... | 37 | 19 | 4 | 1 | 1 | 1 | ... | ... | 27 | 16 | 37 | 30 | ... | ... |
| Unspecified Age.. | ... | ... | ... | ... | ... | ... | ... | ... | ... | ... | ... | ... | ... | ... | ... | ... | ... | ... | ... | ... |
| Males | ... | ... | ... | ... | 2,506 | ... | 758 | ... | 32 | ... | 599 | ... | ... | ... | 359 | ... | 2,388 | ... | 47 | ... |
| Females | ... | 367 | ... | 107 | ... | 1,889 | ... | 258 | ... | 10 | ... | 212 | ... | ... | 186 | ... | 1,848 | ... | 16 | ... |
| Persons | ... | 367 | ... | 107 | ... | 4,395 | ... | 1,016 | ... | 42 | ... | 811 | ... | ... | 545 | ... | 4,234 | ... | 57 | ... |

TABLE of DEATHS by Age, Sex and Cause in 1921—concluded.

| AGE. | 28—cont'd. | | | | | | | | | | 29 | | Still-born. | All Causes. | All Ages. | |
|---------------------|--------------------------------|----------|------------|----------|-------------------------|-------|---------|--------|---------|-------|----------------------------------|-------|-------------|-------------|-----------|--------|
| | OTHER DEFINED DISEASES—cont'd. | | | | | | | | | | Diseases Ill-defined or unknown. | | | | | |
| | E | | F | | G | | H | | K | | | | | | | |
| | Fever not defined. | Cholera. | Dysentery. | Leprosy. | Other defined Diseases. | | | | | | | | | | | |
| Males | Females | Males | Females | Males | Females | Males | Females | Males | Females | Males | Females | Males | Females | Persons. | | |
| Under 1 week | 2 | ... | ... | ... | ... | ... | ... | 91 | 46 | 7 | 2 | ... | ... | 1,335 | 892 | 2,227 |
| One week to 1 month | 4 | 10 | ... | ... | ... | 1 | ... | 83 | 86 | 1 | 2 | ... | ... | 915 | 735 | 1,650 |
| 1 to 6 months | 16 | 11 | ... | ... | 16 | 6 | ... | 506 | 460 | 14 | 10 | ... | ... | 2,215 | 1,953 | 4,168 |
| 6 to 12 " | 8 | 19 | ... | ... | 28 | 27 | ... | 482 | 421 | 59 | 54 | ... | ... | 2,913 | 2,394 | 4,706 |
| 1 to 2 years | 12 | 7 | 1 | ... | 50 | 43 | ... | 316 | 375 | 76 | 112 | ... | ... | 1,910 | 2,054 | 3,964 |
| 2 to 3 " | 1 | 3 | 1 | ... | 34 | 49 | ... | 138 | 171 | 13 | 27 | ... | ... | 721 | 909 | 1,630 |
| 3 to 4 " | 3 | 5 | ... | ... | 26 | 41 | ... | 85 | 87 | 15 | 6 | ... | ... | 498 | 537 | 1,035 |
| 4 to 5 " | 3 | 2 | ... | ... | 32 | 29 | ... | 47 | 55 | 5 | 7 | ... | ... | 365 | 403 | 768 |
| 5 to 10 " | 11 | 10 | 2 | ... | 82 | 71 | 1 | 1 | 107 | 123 | 7 | 11 | ... | 1,148 | 1,290 | 2,378 |
| 10 to 15 " | 12 | 11 | 5 | 3 | 31 | 25 | ... | ... | 30 | 75 | 8 | 9 | ... | 538 | 819 | 1,757 |
| 15 to 20 " | 9 | 9 | 4 | 1 | 60 | 39 | 4 | 2 | 79 | 153 | 13 | 15 | ... | 1,693 | 1,235 | 2,928 |
| 20 to 25 " | 25 | 10 | 10 | 3 | 67 | 35 | 7 | 1 | 150 | 226 | 31 | 16 | ... | 2,180 | 1,524 | 4,004 |
| 25 to 30 " | 19 | 8 | 9 | 4 | 92 | 46 | 4 | 5 | 199 | 179 | 37 | 15 | ... | 2,681 | 1,514 | 4,225 |
| 30 to 35 " | 17 | 3 | 6 | 2 | 83 | 52 | 7 | 5 | 166 | 141 | 35 | 12 | ... | 2,108 | 1,136 | 3,244 |
| 35 to 40 " | 18 | 3 | 4 | 2 | 84 | 25 | 14 | 4 | 128 | 100 | 36 | 14 | ... | 1,226 | 921 | 2,347 |
| 40 to 45 " | 8 | 4 | 2 | 1 | 94 | 14 | 15 | 6 | 115 | 47 | 23 | 16 | ... | 1,389 | 617 | 2,006 |
| 45 to 50 " | 5 | 2 | 1 | 1 | 51 | 24 | 8 | 5 | 114 | 69 | 22 | 12 | ... | 1,258 | 614 | 1,872 |
| 50 to 55 " | 4 | 2 | 4 | 3 | 39 | 13 | 3 | ... | 113 | 68 | 21 | 10 | ... | 965 | 458 | 1,423 |
| 55 to 60 " | 6 | 4 | 2 | 1 | 31 | 13 | 3 | 3 | 252 | 239 | 21 | 19 | ... | 1,136 | 765 | 1,901 |
| 60 & over | 17 | 13 | ... | ... | 53 | 36 | 3 | 3 | 1,217 | 1,108 | 21 | 26 | ... | 2,440 | 2,456 | 4,876 |
| Un-specified Age | ... | ... | ... | ... | ... | ... | ... | ... | ... | ... | ... | ... | ... | ... | ... | ... |
| ALL AGES. | 198 | ... | 49 | ... | 923 | ... | 69 | ... | 4,422 | ... | 467 | ... | 1,192 | ... | 30,433 | ... |
| { Males | ... | 137 | ... | 21 | ... | 589 | ... | 34 | ... | 4,529 | ... | 395 | ... | 890 | ... | 23,176 |
| { Females | ... | ... | ... | ... | ... | ... | ... | ... | ... | ... | ... | ... | ... | ... | ... | ... |
| { Persons | 335 | 70 | 1,512 | 103 | 8,951 | 862 | 2,082 | 53,809 | 53,609 | | | | | | | |

TABLE of DEATHS by CAUSES and OCCUPATIONS

| Order. | Groups. | Number of Nature of Occupation. | CAUSES OF DEATHS. | | | | | | | | | | | | | | |
|--|---------|--|---------------------|---------------------------------------|------------------|------------------------|---------------|-----------------|-------------------|-------------------------------------|--|--|-------------------|---|--|------------------|----------------------------------|
| | | | 1182 All Causes. | 28-29 Pulmonary Tuber- culosis. | 39-45 Cancer. | 47 Rheumatic Fever. | 48C. Gout. | 50 Epilepsy. | 56 Alcoholism. | 57 Plumbism (Lead Poisoning). | 60-76 Disease of the Nervous system. | 79A Valvular Disease of the Heart. | 81A. Aneurism. | 77-86* Other diseases of the circulatory system.* | 80-99 Disease of the Respi- ratory System. | 109A. Hernia. | 111-115 Disease of the Liver. |
| PRODUCTION OF RAW MATERIALS— CLASS A (I & II) | | | | | | | | | | | | | | | | | |
| 1 | 1-16 | Pasture, Agriculture, Farm labourers, &c. | 232 | 8 | 1 | 1 | .. | .. | .. | 2 | .. | .. | 8 | 105 | 1 | .. | 8 |
| 2 | 17-18 | Fishing and hunting .. | 63 | 1 | .. | .. | .. | .. | .. | 2 | .. | 1 | .. | 12 | .. | .. | 6 |
| 3 | 19-21 | Mines, metallic minerals, coal, &c., and Petroleum wells. | .. | .. | .. | .. | .. | .. | .. | .. | .. | .. | .. | .. | .. | .. | .. |
| 4 | 22 | Quarries of hard rocks .. | .. | .. | .. | .. | .. | .. | .. | .. | .. | .. | .. | .. | .. | .. | 1 |
| 5 | 23-24 | Salt works, extraction of saltpetre, alum &c. | 3 | .. | .. | .. | .. | .. | .. | .. | .. | .. | .. | .. | .. | .. | .. |
| III.—INDUSTRY. | | | | | | | | | | | | | | | | | |
| 6 | 25-27 | Textiles, cotton mills, workers in cotton. | 12 | 1 | .. | .. | .. | .. | .. | .. | .. | .. | .. | 6 | .. | .. | .. |
| | 28 | Jute spinning, weaving, &c. .. | 6 | .. | .. | .. | .. | .. | .. | .. | .. | .. | .. | 2 | .. | .. | .. |
| | 19-30 | Rope, twine, and string making, work- ers in other fibres. | .. | .. | .. | .. | .. | .. | .. | .. | .. | .. | .. | .. | .. | .. | .. |
| | 31-39 | Woolen mills, blankets, carpets, &c. .. | 33 | .. | .. | .. | .. | .. | .. | 2 | .. | .. | .. | 18 | .. | .. | 1 |
| | 34-36 | Workers in silk and hair (camel, horse, &c.) | .. | .. | .. | .. | .. | .. | .. | .. | .. | .. | .. | .. | .. | .. | .. |
| | 37 | Dyeing, bleaching, calico printing, &c. | .. | .. | .. | .. | .. | .. | .. | .. | .. | .. | .. | .. | .. | .. | .. |
| | 38 | Other textiles and millhands, weavers, &c., insufficiently described. | 2,472 | 81 | 1 | 1 | .. | 1 | .. | 13 | 1 | .. | 6 | 1,181 | .. | 12 | 65 |
| 7 | 39-42 | Furriers, workers in leather, bone &c. | 62 | 1 | .. | .. | .. | .. | .. | .. | .. | .. | .. | 29 | .. | .. | 2 |
| 8 | 43-46 | Sawyers, carpenters, basket makers &c. | 527 | 32 | 2 | 2 | .. | .. | .. | 6 | 1 | .. | 5 | 212 | .. | 16 | 27 |
| 9 | 46-48 | Workers in iron, makers of guns, &c. | 173 | 8 | 1 | .. | .. | .. | .. | 1 | 1 | .. | 1 | 82 | .. | 4 | 2 |
| | 49 | Workers in brass, copper and bell metal. | 20 | .. | .. | .. | .. | .. | .. | .. | .. | .. | .. | 10 | .. | 2 | 2 |
| | 50 | Workers in lead, quicksilver and other metals. | 61 | 3 | .. | .. | .. | .. | .. | .. | .. | .. | .. | 25 | .. | .. | 1 |
| | 51 | Workers in zinc, die-sinkers, &c. .. | 30 | 1 | .. | .. | .. | .. | .. | .. | .. | .. | .. | 18 | .. | .. | .. |
| 10 | 52-57 | Workers in ceramics, glass pottery, porcelain, bricks, &c. | 19 | 1 | .. | .. | .. | .. | .. | .. | .. | .. | .. | 5 | .. | 1 | 1 |
| 11 | 58 | Making of matches and explosives .. | .. | .. | .. | .. | .. | .. | .. | .. | .. | .. | .. | 3 | .. | 1 | .. |
| | 59 | Making of aerated waters and ice .. | 5 | .. | .. | .. | .. | .. | .. | .. | .. | .. | .. | .. | .. | .. | .. |
| | 60 | Making of dyes, paints and ink .. | .. | .. | .. | .. | .. | .. | .. | .. | .. | .. | .. | 1 | .. | .. | .. |
| | 61-62 | Making, refining vegetable and mineral oils. | 2 | .. | .. | .. | .. | .. | .. | .. | .. | .. | .. | .. | .. | .. | .. |
| | 63 | Making of paper, paper mache, &c. .. | 1 | .. | .. | .. | .. | .. | .. | .. | .. | .. | .. | 1 | .. | .. | .. |
| | 64 | Making of soap, caudles, perfumes, drugs. | 2 | .. | .. | .. | .. | .. | .. | .. | .. | .. | .. | .. | .. | .. | .. |
| 12 | 65-72 | Bakers, butchers, fish curers, flour- grinders, makers of other food. | 84 | 6 | .. | .. | .. | .. | .. | 1 | .. | .. | .. | 34 | .. | 8 | 6 |
| | 73-74 | Brewers, distillers, toddy drawers .. | 20 | .. | .. | .. | .. | .. | .. | 3 | .. | .. | .. | 9 | .. | .. | 8 |
| | 75 | Making of tobacco, opium and ganja. | 103 | 8 | .. | .. | .. | .. | .. | .. | .. | .. | 1 | 43 | .. | 3 | .. |
| 13 | 76-79 | Hatters, &c., makers of umbrellas, boots, hats, and other articles of dress. | 427 | 11 | 1 | 1 | .. | .. | .. | 8 | .. | .. | .. | 228 | .. | 11 | 13 |
| | 80 | Washing cleaning and dyeing clothes. | 260 | 12 | .. | .. | .. | .. | .. | 2 | .. | .. | .. | 131 | 1 | 10 | 12 |
| | 81-82 | Barbers and other industries connec- ted with the toilet. | 105 | 6 | .. | .. | .. | .. | .. | .. | .. | .. | .. | 57 | 1 | 2 | 3 |
| 14 | 83-84 | Furniture, cabinet, tent makers, carriage painters, upholster, &c. | 15 | .. | .. | .. | .. | .. | .. | .. | .. | .. | .. | 6 | .. | .. | .. |
| 15 | 85-88 | Balling industries, lime burners, excavators, stone cutters, &c. | 102 | .. | .. | .. | .. | .. | .. | .. | .. | .. | .. | 46 | .. | .. | 2 |
| | 89 | House decorators, builders, painters, plumbers, tilers, &c. | 76 | 1 | .. | .. | .. | .. | .. | 2 | .. | .. | 2 | 38 | .. | 1 | 8 |
| 16 | 90-92 | Makers of vehicles, ships, aeroplanes &c. | 5 | .. | .. | .. | .. | .. | .. | .. | .. | .. | .. | 4 | .. | 1 | .. |
| 17 | 93 | Gas works and electric light .. | 40 | 4 | .. | .. | .. | .. | .. | 1 | .. | .. | .. | 18 | .. | 1 | 1 |
| | 94 | Printers, lithographers, engravers, &c. | 74 | 5 | .. | .. | .. | .. | .. | 1 | .. | .. | .. | 30 | .. | 1 | 4 |
| 18 | 95-97 | Book-binders, makers of musical instruments, clocks, &c. | 38 | .. | .. | .. | .. | .. | .. | 1 | .. | 1 | .. | 18 | .. | 3 | 1 |
| | 98-100 | Workers in jewellery, necklaces, toys, &c. | 118 | 7 | .. | .. | .. | .. | .. | .. | .. | .. | .. | 59 | .. | 2 | 9 |
| | 101-102 | Employes (not actors) in theatres race-courses, concerts, &c. | 31 | .. | .. | .. | .. | .. | .. | 1 | .. | .. | 1 | 11 | .. | 2 | 2 |
| | 103 | Sweepers, scavengers, &c. | 201 | 14 | .. | .. | .. | .. | .. | 2 | 1 | .. | 2 | 143 | .. | 2 | 21 |
| IV.—TRANSPORT. | | | | | | | | | | | | | | | | | |
| 19 | 103 | Persons (not makers) concerned with aerodromes and aeroplanes | .. | .. | .. | .. | .. | .. | .. | .. | .. | .. | .. | .. | .. | .. | .. |
| 20 | 105-110 | Persons employed in transport by water. | 305 | 14 | 2 | 1 | .. | 1 | 1 | 6 | 1 | .. | 3 | 194 | .. | 0 | 14 |
| 21 | 111-112 | Persons employed on construction &c., of roads and bridges. | .. | .. | .. | .. | .. | .. | .. | .. | .. | .. | .. | .. | .. | .. | .. |
| | 113-114 | Managers and employers connected with vehicles. | 318 | 10 | .. | 1 | .. | .. | .. | 1 | 1 | .. | .. | 154 | 1 | 5 | 13 |
| | 115-116 | Conductors, ass. etc., owners and drivers | 46 | 1 | .. | .. | .. | 1 | .. | 1 | .. | .. | .. | 19 | .. | .. | 6 |
| | 117 | Porters and messengers .. | 36 | 2 | .. | .. | .. | .. | .. | .. | .. | .. | .. | 19 | .. | .. | 1 |
| 22 | 118 | Railway employes (other than labour- ers). | 203 | 7 | 1 | .. | .. | .. | .. | 6 | 1 | .. | 2 | 79 | .. | 4 | 11 |
| | 119 | Labourers and coolies of railways .. | 74 | .. | .. | .. | .. | .. | .. | .. | .. | .. | .. | 35 | .. | .. | 4 |
| 23 | 120 | Post, Telegraph and Telephone servi- ces. | 86 | 5 | 2 | .. | .. | .. | .. | .. | .. | .. | 1 | 36 | .. | 3 | 5 |

*Excluding intervening numbers in preceding columns.

at DIFFERENT AGE PERIODS in 1921.

| Bright's Disease. | 129 | Other Diseases of the Urinary System. | 118-133 | Suicide | 155-163 | Accidents. | 164-188 | All other Causes. | AGE PERIOD. | | | | | | | | | | | | | | Deaths per 1,000 of actual workers by the census of 1921. |
|-------------------|-----|---------------------------------------|---------|---------|---------|------------|---------|-------------------|-----------------|---------|--------------|---------|--------------|---------|--------------|---------|--------------|---------|--------------|---------|-----------------------|---------|---|
| | | | | | | | | | Under 15 years. | | 15-25 years. | | 25-35 years. | | 35-45 years. | | 45-55 years. | | 55-65 years. | | 65 years and upwards. | | |
| | | | | | | | | | Male. | Female. | Male. | Female. | Male. | Female. | Male. | Female. | Male. | Female. | Male. | Female. | Male. | Female. | |
| 2 | | 1 | | | | 2 | | 151 | 8 | | 48 | 11 | 48 | 10 | 38 | | 30 | 8 | 38 | 7 | 28 | 6 | 42-20 |
| 1 | | | | | | 3 | | 37 | 2 | | 6 | | 13 | 1 | 5 | | 6 | 1 | 8 | 1 | 17 | | 35-81 |
| | | | | | | | | | | | | | | | | | | | | | | | 7-81 |
| | | | | | | | | 6 | | | 1 | 2 | 3 | | | | | | 2 | | 1 | | |
| | | | | | | | | 3 | | | 1 | | 1 | | | | | | | | | 8 | |
| | | | | | | | | 7 | | 1 | | 4 | | 4 | | | | 1 | 1 | 4 | | 4 | 18-78 |
| | | | | | | | | | | | | | | | | | | | | | | | |
| 8 | | 9 | | 2 | | 60 | | 1,050 | 67 | 26 | 680 | 176 | 489 | 178 | 280 | 95 | 162 | 43 | 143 | 40 | 95 | 25 | 16-98 |
| 1 | | | | | | | | 19 | | 1 | 10 | 1 | 11 | | 10 | 2 | 5 | | 9 | 1 | 2 | | 24-64 |
| 3 | | 1 | | | | 23 | | 198 | 8 | 2 | 109 | 8 | 139 | 3 | 92 | 6 | 60 | 2 | 61 | 3 | 34 | | 21-80 |
| 1 | | | | | | | | 69 | | | 92 | 1 | 52 | | 35 | | 22 | | 22 | | 9 | | 35-16 |
| | | | | | | | | 6 | | | 1 | 1 | 5 | 1 | 4 | | 3 | | 2 | | 3 | | 6-68 |
| | | | | | | | | 29 | | | 14 | | 13 | | 9 | | 9 | 1 | 8 | | 3 | | 59-52 |
| | | | | | | | | 11 | | | 11 | 1 | 8 | 2 | 3 | | 1 | | 1 | | 2 | | 14-38 |
| | | | | | | | | 2 | | | | 1 | 3 | | 1 | | | | | | | | 68-62 |
| | | | | | | | | 1 | | | | | | | | | | | | | | | 19-04 |
| | | | | | | | | 1 | | | 1 | | | | 1 | | | | | | | | 38-39 |
| 1 | | | | | | 1 | | 18 | | | 11 | 4 | 21 | 2 | 9 | 2 | 7 | 1 | 10 | | 16 | 1 | 24-08 |
| | | | | | | | | 6 | | | 1 | | 1 | | 5 | | 4 | | 7 | | 2 | | 24-66 |
| 4 | | 1 | | | | 8 | | 141 | 12 | 2 | 103 | 10 | 88 | 9 | 73 | 5 | 45 | 1 | 43 | 6 | 26 | 4 | 25-71 |
| | | | | | | | | 85 | 3 | 1 | 32 | 8 | 57 | 8 | 41 | | 31 | 1 | 31 | 5 | 30 | 7 | 46-63 |
| | | | | | | | | 31 | 2 | | 32 | | 19 | | 23 | | 12 | | 9 | 1 | 8 | | 23-69 |
| | | | | | | | | 8 | | | 1 | 2 | 4 | | 2 | | 3 | | 1 | | 2 | | 42-26 |
| | | | | | | | | 51 | 1 | | 9 | 1 | 39 | 6 | 22 | 1 | 12 | 2 | 8 | | 10 | 1 | 14-90 |
| | | | | | | | | 27 | | | 18 | | 20 | 2 | 8 | | 12 | | 12 | | 4 | | 39-87 |
| | | | | | | | | | | | 2 | | | | 1 | | | | 1 | | 1 | | 14-12 |
| | | | | | | | | 13 | 1 | | 11 | | 12 | | 11 | | 2 | | 3 | | | | 39-96 |
| | | | | | | | | 39 | 1 | | 20 | | 21 | | 12 | | 11 | | 7 | | 2 | | 25-73 |
| | | | | | | | | 12 | 1 | | 12 | | 9 | | 3 | | 6 | | 3 | | 4 | | 37-32 |
| | | | | | | | | 40 | 2 | | 26 | | 27 | | 25 | | 10 | | 15 | 1 | 10 | 2 | 24-71 |
| | | | | | | | | 9 | | | 3 | | 3 | | 12 | | 6 | | 2 | | 5 | | 90-90 |
| 1 | | 1 | | | | 6 | | 98 | 5 | 7 | 31 | 31 | 45 | 30 | 44 | 14 | 16 | 13 | 12 | 10 | 15 | 14 | 47-85 |
| | | | | | | | | | | | | | | | | | | | | | | | |
| 5 | | | | | | 30 | | 123 | 9 | | 49 | | 94 | 1 | 71 | 1 | 36 | | 29 | 1 | 15 | | 9-82 |
| | | | | | | | | | | | | | | | | | | | | | | | |
| 1 | | | | | | 10 | | 121 | 1 | | 65 | 1 | 92 | 1 | 62 | | 33 | | 29 | | 14 | | 46-08 |
| | | | | | | | | 14 | 2 | | 5 | | 11 | 1 | 8 | | 7 | | 6 | | 6 | | 8-66 |
| | | | | | | | | 12 | | | 8 | | 16 | | 6 | | 4 | | 2 | | 2 | | 60-91 |
| 4 | | | | | | 10 | | 76 | 1 | | 47 | | 60 | | 42 | 1 | 31 | | 17 | 1 | 12 | 1 | 35-76 |
| | | | | | | | | 24 | 1 | | 17 | 4 | 18 | | 19 | 8 | 9 | 2 | 7 | | | | 11-03 |
| | | | | | | | | 33 | 2 | 1 | 26 | | 30 | | 14 | | 11 | | 3 | | | | 28-08 |

TABLE of DEATHS by CAUSES and

| Order. | Group. | Number of | Nature of Occupation. | CAUSES OF DEATH | | | | | | | | | | | | | | | | | | | | | | | | | | | | | | | | | | | | | | | | | | | | | | | | | | | | | | | | | | | | | | | | | | | | | | | | | | | | | | | | | | | | | | | | | | | | | | | | | | | | | | | | | | | | | | | | | | | | | | | | | | | | | | | | | | | | | | | | | | | | | | | | | | | | | | | | | | | | | | | | | | | | | | | | | | | | | | | | | | | | | | | | | | | | | | | | | | | | | | | | | | | | | | | | | | | | | | | | | | | | | | | | | | | | | | | | | | | | | | | | | | | | | | | | | | | | | | | | | | | | | | | | | | | | | | | | | | | | | | | | | | | | | | | | | | | | | | | | | | | | | | | | | | | | | | | | | | | | | | | | | | | | | | | | | | | | | | | | | | | | | | | | | | | | | | | | | | | | | | | | | | | | | | | | | | | | | | | | | | | | | | | | | | | | | | | | | | | | | | | | | | | | | | | | | | | | | | | | | | | | | | | | | | | | | | | | | | | | | | | | | | | | | | | | | | | | | | | | | | | | | | | | | | | | | | | | | | | | | | | | | | | | | | | | | | | | | | | | | | | | | | | | | | | | | | | | | | | | | | | | | | | | | | | | | | | | | | | | | | | | | | | | | | | | | | | | | | | | | | | | | | | | | | | | | | | | | | | | | | | | | | | | | | | | | | | | | | | | | | | | | | | | | | | | | | | | | | | | | | | | | | | | | | | | | | | | | | | | | | | | | | | | | | | | | | | | | | | | | | | | | | | | | | | | | | | | | | | | | | | | | | | | | | | | | | | | | | | | | | | | | | | | | | | | | | | | | | | | | | | | | | | | | | | | | | | | | | | | | | | | | | | | | | | | | | | | | | | | | | | | | | | | | | | | | | | | | | | | | | | | | | | | | | | | | | | | | | | | | | | | | | | | | | | | | | | | | | | | | | | | | | | | | | | | | | | | | | | | | | | | | | | | | | | | | | | | | | | | | | | | | | | | | | | | | | | | | | | | | | | | | | | | |
|---|---------|---|-----------------------|-----------------|-------------------------|---------|------------------|-------|-----------|-------------|----------------------------|--------------------------------|--------------------------------|-----------|--|------------------------------------|---------|-----------------------|--|--|----|---------|---|---|-----|----|----|----|----|----|----|----|----|----|----|----|-----|----|----|----|---|-------|--|--|----|----|----|----|----|----|----|----|----|----|----|----|-----|----|----|----|----|---------|---|---|-----|----|----|----|----|----|----|----|----|----|----|----|----|-----|----|----|----|---|--|--|-----|----|----|----|----|----|----|----|----|----|----|----|-------|-----|----|-----|-----------------------------|-------|--|---|---|----|----|----|----|----|----|----|-------|----|----|----|--------|----|-----|-------|----|-----|---|---|--|-----|----|----|----|----|----|----|-------|----|----|-----|--------|-------|-----|-------|-----|-------------------------------------|--|--|---------------------------------|----|----|----|----|----|----|----|----|----|----|----|----|-----|----|----|----|---------|---|---|--|-------|-----|----|----|----|----|----|----|----|----|----|----|----|-------|----|---|-----|--------------------|--|---|-----|----|----|----|----|----|----|----|----|----|----|----|----|-----|----|----|----|---------|---|---|--|----|----|----|----|----|----|----|-------|----|----|----|--------|----|-----|-------|---|-----|------------------|---|----------------------|-----|----|----|----|----|----|----|-------|----|----|-----|--------|----|-----|-------|-------------------|----|---------|--|---------------------------|-----|----|----|----|----|----|----|----|-------|----|----|----|--------|----|-----|-------|---|---------|---|---|-------|----|----|----|----|----|----|----|-------|----|----|-----|--------|----|-----|-------|----|---------|--|--|--------|-----|----|----|----|----|----|----|----|-------|----|----|----|--------|----|-----|-------|---|---|--|--------|-------|----|----|----|----|----|----|----|-------|----|----|-----|--------|----|-----|---|---------|-----------------------------|---------------------------------|---|----|----|----|----|----|----|----|----|----|----|----|----|----|----|----|-----------------------------|----|-----|---|--|-----|----|----|----|----|----|----|----|----|----|----|----|-------|-----|----|-----|----------------------|---------|---|---------------------------------|----|----|----|----|----|----|----|----|----|---|----|----|----|----|----|---|-------------------------------------|----|---------|--|-------|-----|----|----|----|----|----|----|----|----|----|----|----|-------|----|----|-----|---|-----|-------------------------|-----|----|----|----|----|----|----|----|----|----|----|----|----|-----|----|----|----|--|-----|---|--|----|----|----|----|----|----|----|----|----|----|----|----|----|----|----|----|---|---------|---|--|-----|----|----|----|----|----|----|----|----|----|----|----|----|-----|----|----|----|---------|--|---------------------------------|-----|----|----|----|----|----|----|----|-------|----|----|----|--------|----|-----|-------|----|-----|--|--|-------|-----|----|----|----|----|----|----|-------|----|----|-----|--------|-------|-----|-------|-----|--------------------|---|--|--------|-----|----|----|----|----|----|----|----|-------|----|---|----|--------|----|-----|-------|---------|--|-------|--|-------|----|----|----|----|----|----|----|-------|----|----|-----|--------|----|-----|-------|---------|---|-----|----------------------|-----|----|----|----|----|----|----|----|----|----|---|----|----|-----|----|---|----|--|-----|---------------------------|----|---|----|----|----|----|----|----|----|----|----|----|---|---|----|----|----|-----|---|---|----|----|----|----|----|----|----|----|----|----|----|----|----|----|----|----|----------------------|--|--|--|--------|-----|----|----|----|----|---|----|----|-------|----|---|----|--------|----|-----|-------|----|---------|--|--------|-------|----|----|----|----|---|----|----|-------|----|----|-----|--------|----|-----|-------|---|--|--|--|--|--|--|--|--|--|--|--|--|--|--|--|--|--|--|--|--|----|-----|---|----|----|---|---|----|----|----|----|----|----|----|----|----|----|----|----|---|--|-----|--|-----|----|---|----|----|---|----|----|----|----|---|----|---|-----|----|----|----|--|-----|---------------------------------|----|---|----|----|----|----|----|----|----|---|----|----|---|----|----|---|---|--|-----|--|-------|-----|----|----|---|----|---|----|----|----|---|----|----|-------|---|----|-----|--------------------|--|--|--|--|--|--|--|--|--|--|--|--|--|--|--|--|--|--|--|--|----|-----|--|----|---|----|----|----|----|----|----|----|----|----|----|----|---|----|---|---|----|-----|----------------------|-----|----|---|----|----|----|----|----|----|---|---|----|----|-----|----|---|----|--|-----|---------------------------|----|---|----|----|----|----|----|----|----|----|----|----|---|---|----|----|---|--|-----|---|----|----|----|----|----|----|----|----|----|----|----|----|----|----|----|----|----|--|--|--|--------|-----|----|----|----|----|---|----|----|-------|----|---|----|--------|----|-----|-------|--|--|-------|--------|-------|----|----|---|----|---|----|----|-------|----|---|-----|--------|----|-----|-------|
| | | | | 1-189 | 20-29 | 30-45 | 47 | 48C. | 50 | 55 | 57 | 60-70 | 70A. | 81A. | 77-83* | 65-69* | 109A. | 111-115 | 99-118* | | | | | | | | | | | | | | | | | | | | | | | | | | | | | | | | | | | | | | | | | | | | | | | | | | | | | | | | | | | | | | | | | | | | | | | | | | | | | | | | | | | | | | | | | | | | | | | | | | | | | | | | | | | | | | | | | | | | | | | | | | | | | | | | | | | | | | | | | | | | | | | | | | | | | | | | | | | | | | | | | | | | | | | | | | | | | | | | | | | | | | | | | | | | | | | | | | | | | | | | | | | | | | | | | | | | | | | | | | | | | | | | | | | | | | | | | | | | | | | | | | | | | | | | | | | | | | | | | | | | | | | | | | | | | | | | | | | | | | | | | | | | | | | | | | | | | | | | | | | | | | | | | | | | | | | | | | | | | | | | | | | | | | | | | | | | | | | | | | | | | | | | | | | | | | | | | | | | | | | | | | | | | | | | | | | | | | | | | | | | | | | | | | | | | | | | | | | | | | | | | | | | | | | | | | | | | | | | | | | | | | | | | | | | | | | | | | | | | | | | | | | | | | | | | | | | | | | | | | | | | | | | | | | | | | | | | | | | | | | | | | | | | | | | | | | | | | | | | | | | | | | | | | | | | | | | | | | | | | | | | | | | | | | | | | | | | | | | | | | | | | | | | | | | | | | | | | | | | | | | | | | | | | | | | | | | | | | | | | | | | | | | | | | | | | | | | | | | | | | | | | | | | | | | | | | | | | | | | | | | | | | | | | | | | | | | | | | | | | | | | | | | | | | | | | | | | | | | | | | | | | | | | | | | | | | | | | | | | | | | | | | | | | | | | | | | | | | | | | | | | | | | | | | | | | | | | | | | | | | | | | | | | | | | | | | | | | | | | | | | | | | | | | | | | | | | | | | | | | | | | | | | | | | | | | | | | | | | | | | | | | | | | | | | | | | | | | | | | | | | | | | | | | | | | | | | | | | | | | | | | | | | | | | | | | | | | | | | | | | | | | | | | | | | | | | | | | | | | | | | | | | | | | | | | |
| | | | | All Causes. | Pulmonary Tuberculosis. | Cancer. | Rheumatic Fever. | Gout. | Diabetes. | Alcoholism. | Plumbism (Lead Poisoning). | Disease of the Nervous System. | Valvular Disease of the Heart. | Aneurism. | Other Diseases of the Circulatory System.* | Disease of the Respiratory System. | Hernia. | Disease of the Liver. | Other Diseases of the Digestive System.* | | | | | | | | | | | | | | | | | | | | | | | | | | | | | | | | | | | | | | | | | | | | | | | | | | | | | | | | | | | | | | | | | | | | | | | | | | | | | | | | | | | | | | | | | | | | | | | | | | | | | | | | | | | | | | | | | | | | | | | | | | | | | | | | | | | | | | | | | | | | | | | | | | | | | | | | | | | | | | | | | | | | | | | | | | | | | | | | | | | | | | | | | | | | | | | | | | | | | | | | | | | | | | | | | | | | | | | | | | | | | | | | | | | | | | | | | | | | | | | | | | | | | | | | | | | | | | | | | | | | | | | | | | | | | | | | | | | | | | | | | | | | | | | | | | | | | | | | | | | | | | | | | | | | | | | | | | | | | | | | | | | | | | | | | | | | | | | | | | | | | | | | | | | | | | | | | | | | | | | | | | | | | | | | | | | | | | | | | | | | | | | | | | | | | | | | | | | | | | | | | | | | | | | | | | | | | | | | | | | | | | | | | | | | | | | | | | | | | | | | | | | | | | | | | | | | | | | | | | | | | | | | | | | | | | | | | | | | | | | | | | | | | | | | | | | | | | | | | | | | | | | | | | | | | | | | | | | | | | | | | | | | | | | | | | | | | | | | | | | | | | | | | | | | | | | | | | | | | | | | | | | | | | | | | | | | | | | | | | | | | | | | | | | | | | | | | | | | | | | | | | | | | | | | | | | | | | | | | | | | | | | | | | | | | | | | | | | | | | | | | | | | | | | | | | | | | | | | | | | | | | | | | | | | | | | | | | | | | | | | | | | | | | | | | | | | | | | | | | | | | | | | | | | | | | | | | | | | | | | | | | | | | | | | | | | | | | | | | | | | | | | | | | | | | | | | | | | | | | | | | | | | | | | | | | | | | | | | | | | | | | | | | | | | | | | | | | | | | | | | | | | | | | | | | | | | | | | | | | | | | | | | | | | | | | | | | | | | | | | | | | | | | | | | | | | | | | | | | | | | | | | | | | | | | |
| V.—TRADE. | | | | | | | | | | | | | | | | | | | | | | 24-26 | 191-123 | Bank managers, money lenders, brokers, agents, &c. and employees. | 201 | 3 | 2 | 1 | .. | 1 | .. | .. | .. | 6 | 1 | .. | 4 | 28 | .. | 2 | 16 | 26-31 | 123-193 | Traders (not makers) in various wares. | 15 | .. | .. | .. | .. | .. | .. | .. | .. | .. | .. | .. | .. | 7 | .. | .. | 1 | 32 | 129-180 | Vendors of wine, liquors aerated waters, hotel managers and servants. | 157 | 12 | .. | 1 | .. | .. | .. | .. | .. | 7 | .. | .. | 2 | 61 | .. | 5 | 11 | 33 | 181-193 | Dealers in food-stuffs, fish, milk, oil, sugar, &c. | 516 | 9 | 1 | 1 | .. | 1 | .. | .. | .. | 8 | .. | .. | 2 | 247 | 1 | 3 | 28 | 34-36 | 140-143 | Trade in clothing, toilet, furniture, building materials. | 142 | 1 | .. | 1 | 1 | 1 | .. | .. | .. | 2 | 1 | .. | 3 | 72 | 1 | .. | 9 | 37 | 144-146 | Trade in means of Transport, hirers of horses, etc. | 8 | 1 | .. | .. | .. | .. | .. | .. | .. | 1 | .. | .. | .. | 3 | .. | .. | .. | 38 | 147 | Dealers in firewood, charcoal and other fuel. | 53 | .. | .. | .. | .. | .. | .. | .. | .. | 2 | .. | .. | .. | 50 | .. | 1 | 3 | 39 | 148-150 | Dealers in jewellery, bangles, books, stationery, &c. | 81 | 2 | .. | .. | .. | .. | .. | .. | .. | 1 | .. | .. | .. | 42 | .. | 1 | 7 | 40 | 151 | Dealers in rags, stable refuse, &c. | 1 | .. | .. | .. | .. | .. | .. | .. | .. | .. | .. | .. | .. | 1 | .. | .. | .. | 40 | 152-153 | Store and Shopkeepers not defined, pedlars and hawkers. | 473 | 15 | 1 | .. | .. | .. | .. | .. | .. | 3 | .. | .. | 2 | 195 | .. | 19 | 21 | | 154 | All other Trades | 472 | 16 | 1 | .. | .. | .. | 4 | .. | .. | 11 | 2 | .. | 4 | 108 | 1 | 10 | 25 | VI.—PUBLIC FORCE. | | | | | | | | | | | | | | | | | | | | | 41 | 145-156 | Army | 107 | 35 | .. | .. | .. | .. | .. | .. | .. | 5 | 3 | .. | .. | 13 | .. | .. | 16 | 42 | 167 | Navy | .. | .. | .. | .. | .. | .. | .. | .. | .. | .. | .. | .. | .. | .. | .. | .. | .. | 43 | 158 | Air Force | .. | .. | .. | .. | .. | .. | .. | .. | .. | .. | .. | .. | .. | .. | .. | .. | .. | 44 | 159-163 | Police and village watchmen | 91 | 5 | 1 | .. | .. | .. | 1 | .. | .. | .. | .. | .. | .. | 40 | .. | .. | 4 | VII.—PUBLIC ADMINISTRATION. | | | | | | | | | | | | | | | | | | | | | 45 | 161-164 | Service of the State, Indian, Foreign, and Municipal not assigned to any other group. | 53 | 2 | .. | .. | .. | .. | .. | .. | .. | 5 | 1 | 1 | 2 | 19 | .. | 1 | 3 | VIII.—PROFESSIONS AND LIBERAL ARTS. | | | | | | | | | | | | | | | | | | | | | 46 | 165 | Priests, ministers, &c. | 78 | .. | .. | .. | .. | .. | 1 | .. | .. | .. | .. | .. | 1 | 30 | .. | .. | 7 | | 166 | Religious mendicants, inmates of monasteries, &c. | 48 | 2 | 1 | .. | .. | .. | .. | .. | .. | 1 | .. | .. | 1 | 23 | .. | .. | 1 | | 167-168 | Church and mission, temple, burial or burning ground service. | 14 | .. | .. | .. | .. | .. | .. | .. | .. | .. | .. | .. | .. | 8 | .. | .. | 2 | 47 | 169-170 | Lawyers, all kinds and their clerks | 29 | .. | .. | .. | .. | .. | .. | .. | .. | 1 | .. | .. | 1 | 6 | .. | .. | 2 | 48 | 171 | Medical practitioners, all kinds of veterinary surgeons, dentists. | 39 | .. | .. | .. | .. | 1 | .. | .. | .. | 4 | .. | .. | 1 | 9 | .. | 1 | 6 | | 172 | Midwives, vaccinators, compounders, nurses. | 21 | 3 | .. | 1 | .. | .. | .. | .. | .. | .. | .. | .. | 1 | 5 | .. | .. | 1 | 49 | 173-174 | Professors, teachers and educational clerks. | 61 | .. | 1 | .. | .. | .. | .. | .. | .. | .. | .. | .. | 1 | 21 | .. | 2 | 4 | 50 | 175-179 | Scribes, architects, authors, editors, music composers, &c. | 44 | 4 | .. | .. | .. | .. | .. | .. | .. | .. | .. | .. | 1 | 10 | .. | 2 | 3 | IX.—PERSONS LIVING PRINCIPALLY ON THEIR INCOME. | | | | | | | | | | | | | | | | | | | | | 51 | 183 | Persons living on rent, wataas, pensions, &c. | 177 | 2 | 3 | 1 | .. | 4 | .. | .. | .. | 13 | .. | .. | 4 | 50 | .. | 4 | 10 | X.—DOMESTIC SERVICE. | | | | | | | | | | | | | | | | | | | | | 52 | 181-183 | Cooks, doorkeepers, grooms, motor drivers, &c. | 854 | 70 | 1 | 1 | .. | 9 | 1 | .. | .. | 18 | 1 | .. | 8 | 370 | .. | 12 | 36 | XI.—INSUFFICIENTLY DESCRIBED OCCUPATIONS. | | | | | | | | | | | | | | | | | | | | | 53 | 184 | Manufacturers, businessmen unspecified. | 27 | .. | 1 | 1 | .. | .. | .. | .. | .. | .. | .. | .. | .. | 14 | .. | .. | 4 | | 185 | Cashiers, accountants, clerks otherwise unspecified. | 565 | 80 | 7 | .. | .. | 9 | .. | .. | .. | 26 | 3 | .. | 9 | 189 | .. | 18 | 35 | | 186 | Mechanics otherwise unspecified | 81 | 4 | .. | .. | .. | .. | .. | .. | .. | 4 | .. | .. | 1 | 22 | .. | 2 | 5 | | 187 | Labourers and workmen otherwise unspecified. | 6,613 | 200 | 10 | 17 | 1 | .. | 1 | .. | .. | 96 | 4 | .. | 20 | 3,019 | 3 | 57 | 369 | XII.—UNPRODUCTIVE. | | | | | | | | | | | | | | | | | | | | | 54 | 188 | Inmates of jails, asylums, hospitals and almshouses. | 14 | 3 | .. | .. | .. | .. | .. | .. | .. | .. | .. | .. | .. | 4 | .. | 3 | 3 | 55 | 189 | Beggars and vagrants | 688 | 50 | 1 | .. | .. | .. | .. | .. | .. | 9 | 3 | .. | 16 | 102 | .. | 2 | 77 | | 190 | Procurers and prostitutes | 23 | 4 | .. | .. | .. | .. | .. | .. | .. | .. | .. | .. | 2 | 6 | .. | .. | 1 | | 191 | Other unclassified unproductive occupation. | .. | .. | .. | .. | .. | .. | .. | .. | .. | .. | .. | .. | .. | .. | .. | .. | .. | | | Children and others following no occupation. | 35,293 | 780 | 45 | 28 | .. | 22 | 4 | .. | .. | 2,205 | 29 | 2 | 58 | 13,911 | 19 | 248 | 3,032 | | | TOTAL | 53,609 | 1,464 | 87 | 60 | 2 | 51 | 8 | .. | .. | 2,492 | 54 | 5 | 171 | 21,982 | 23 | 487 | 3,455 |
| 24-26 | 191-123 | Bank managers, money lenders, brokers, agents, &c. and employees. | 201 | 3 | 2 | 1 | .. | 1 | .. | .. | .. | 6 | 1 | .. | 4 | 28 | .. | 2 | 16 | | | | | | | | | | | | | | | | | | | | | | | | | | | | | | | | | | | | | | | | | | | | | | | | | | | | | | | | | | | | | | | | | | | | | | | | | | | | | | | | | | | | | | | | | | | | | | | | | | | | | | | | | | | | | | | | | | | | | | | | | | | | | | | | | | | | | | | | | | | | | | | | | | | | | | | | | | | | | | | | | | | | | | | | | | | | | | | | | | | | | | | | | | | | | | | | | | | | | | | | | | | | | | | | | | | | | | | | | | | | | | | | | | | | | | | | | | | | | | | | | | | | | | | | | | | | | | | | | | | | | | | | | | | | | | | | | | | | | | | | | | | | | | | | | | | | | | | | | | | | | | | | | | | | | | | | | | | | | | | | | | | | | | | | | | | | | | | | | | | | | | | | | | | | | | | | | | | | | | | | | | | | | | | | | | | | | | | | | | | | | | | | | | | | | | | | | | | | | | | | | | | | | | | | | | | | | | | | | | | | | | | | | | | | | | | | | | | | | | | | | | | | | | | | | | | | | | | | | | | | | | | | | | | | | | | | | | | | | | | | | | | | | | | | | | | | | | | | | | | | | | | | | | | | | | | | | | | | | | | | | | | | | | | | | | | | | | | | | | | | | | | | | | | | | | | | | | | | | | | | | | | | | | | | | | | | | | | | | | | | | | | | | | | | | | | | | | | | | | | | | | | | | | | | | | | | | | | | | | | | | | | | | | | | | | | | | | | | | | | | | | | | | | | | | | | | | | | | | | | | | | | | | | | | | | | | | | | | | | | | | | | | | | | | | | | | | | | | | | | | | | | | | | | | | | | | | | | | | | | | | | | | | | | | | | | | | | | | | | | | | | | | | | | | | | | | | | | | | | | | | | | | | | | | | | | | | | | | | | | | | | | | | | | | | | | | | | | | | | | | | | | | | | | | | | | | | | | | | | | | | | | | | | | | | | | | | | | | | | | | | | | | | | | | | | | | | | | | | | | | | | | | | | | | | |
| 26-31 | 123-193 | Traders (not makers) in various wares. | 15 | .. | .. | .. | .. | .. | .. | .. | .. | .. | .. | .. | .. | 7 | .. | .. | 1 | | | | | | | | | | | | | | | | | | | | | | | | | | | | | | | | | | | | | | | | | | | | | | | | | | | | | | | | | | | | | | | | | | | | | | | | | | | | | | | | | | | | | | | | | | | | | | | | | | | | | | | | | | | | | | | | | | | | | | | | | | | | | | | | | | | | | | | | | | | | | | | | | | | | | | | | | | | | | | | | | | | | | | | | | | | | | | | | | | | | | | | | | | | | | | | | | | | | | | | | | | | | | | | | | | | | | | | | | | | | | | | | | | | | | | | | | | | | | | | | | | | | | | | | | | | | | | | | | | | | | | | | | | | | | | | | | | | | | | | | | | | | | | | | | | | | | | | | | | | | | | | | | | | | | | | | | | | | | | | | | | | | | | | | | | | | | | | | | | | | | | | | | | | | | | | | | | | | | | | | | | | | | | | | | | | | | | | | | | | | | | | | | | | | | | | | | | | | | | | | | | | | | | | | | | | | | | | | | | | | | | | | | | | | | | | | | | | | | | | | | | | | | | | | | | | | | | | | | | | | | | | | | | | | | | | | | | | | | | | | | | | | | | | | | | | | | | | | | | | | | | | | | | | | | | | | | | | | | | | | | | | | | | | | | | | | | | | | | | | | | | | | | | | | | | | | | | | | | | | | | | | | | | | | | | | | | | | | | | | | | | | | | | | | | | | | | | | | | | | | | | | | | | | | | | | | | | | | | | | | | | | | | | | | | | | | | | | | | | | | | | | | | | | | | | | | | | | | | | | | | | | | | | | | | | | | | | | | | | | | | | | | | | | | | | | | | | | | | | | | | | | | | | | | | | | | | | | | | | | | | | | | | | | | | | | | | | | | | | | | | | | | | | | | | | | | | | | | | | | | | | | | | | | | | | | | | | | | | | | | | | | | | | | | | | | | | | | | | | | | | | | | | | | | | | | | | | | | | | | | | | | | | | | | | | | | | | | | | | | | | | | | | | | | | | | | | | | | | | | | | | | | | | | | | |
| 32 | 129-180 | Vendors of wine, liquors aerated waters, hotel managers and servants. | 157 | 12 | .. | 1 | .. | .. | .. | .. | .. | 7 | .. | .. | 2 | 61 | .. | 5 | 11 | | | | | | | | | | | | | | | | | | | | | | | | | | | | | | | | | | | | | | | | | | | | | | | | | | | | | | | | | | | | | | | | | | | | | | | | | | | | | | | | | | | | | | | | | | | | | | | | | | | | | | | | | | | | | | | | | | | | | | | | | | | | | | | | | | | | | | | | | | | | | | | | | | | | | | | | | | | | | | | | | | | | | | | | | | | | | | | | | | | | | | | | | | | | | | | | | | | | | | | | | | | | | | | | | | | | | | | | | | | | | | | | | | | | | | | | | | | | | | | | | | | | | | | | | | | | | | | | | | | | | | | | | | | | | | | | | | | | | | | | | | | | | | | | | | | | | | | | | | | | | | | | | | | | | | | | | | | | | | | | | | | | | | | | | | | | | | | | | | | | | | | | | | | | | | | | | | | | | | | | | | | | | | | | | | | | | | | | | | | | | | | | | | | | | | | | | | | | | | | | | | | | | | | | | | | | | | | | | | | | | | | | | | | | | | | | | | | | | | | | | | | | | | | | | | | | | | | | | | | | | | | | | | | | | | | | | | | | | | | | | | | | | | | | | | | | | | | | | | | | | | | | | | | | | | | | | | | | | | | | | | | | | | | | | | | | | | | | | | | | | | | | | | | | | | | | | | | | | | | | | | | | | | | | | | | | | | | | | | | | | | | | | | | | | | | | | | | | | | | | | | | | | | | | | | | | | | | | | | | | | | | | | | | | | | | | | | | | | | | | | | | | | | | | | | | | | | | | | | | | | | | | | | | | | | | | | | | | | | | | | | | | | | | | | | | | | | | | | | | | | | | | | | | | | | | | | | | | | | | | | | | | | | | | | | | | | | | | | | | | | | | | | | | | | | | | | | | | | | | | | | | | | | | | | | | | | | | | | | | | | | | | | | | | | | | | | | | | | | | | | | | | | | | | | | | | | | | | | | | | | | | | | | | | | | | | | | | | | | | | | | | | | | | | | | | | | | | | | | | | | | | | | | | | | |
| 33 | 181-193 | Dealers in food-stuffs, fish, milk, oil, sugar, &c. | 516 | 9 | 1 | 1 | .. | 1 | .. | .. | .. | 8 | .. | .. | 2 | 247 | 1 | 3 | 28 | | | | | | | | | | | | | | | | | | | | | | | | | | | | | | | | | | | | | | | | | | | | | | | | | | | | | | | | | | | | | | | | | | | | | | | | | | | | | | | | | | | | | | | | | | | | | | | | | | | | | | | | | | | | | | | | | | | | | | | | | | | | | | | | | | | | | | | | | | | | | | | | | | | | | | | | | | | | | | | | | | | | | | | | | | | | | | | | | | | | | | | | | | | | | | | | | | | | | | | | | | | | | | | | | | | | | | | | | | | | | | | | | | | | | | | | | | | | | | | | | | | | | | | | | | | | | | | | | | | | | | | | | | | | | | | | | | | | | | | | | | | | | | | | | | | | | | | | | | | | | | | | | | | | | | | | | | | | | | | | | | | | | | | | | | | | | | | | | | | | | | | | | | | | | | | | | | | | | | | | | | | | | | | | | | | | | | | | | | | | | | | | | | | | | | | | | | | | | | | | | | | | | | | | | | | | | | | | | | | | | | | | | | | | | | | | | | | | | | | | | | | | | | | | | | | | | | | | | | | | | | | | | | | | | | | | | | | | | | | | | | | | | | | | | | | | | | | | | | | | | | | | | | | | | | | | | | | | | | | | | | | | | | | | | | | | | | | | | | | | | | | | | | | | | | | | | | | | | | | | | | | | | | | | | | | | | | | | | | | | | | | | | | | | | | | | | | | | | | | | | | | | | | | | | | | | | | | | | | | | | | | | | | | | | | | | | | | | | | | | | | | | | | | | | | | | | | | | | | | | | | | | | | | | | | | | | | | | | | | | | | | | | | | | | | | | | | | | | | | | | | | | | | | | | | | | | | | | | | | | | | | | | | | | | | | | | | | | | | | | | | | | | | | | | | | | | | | | | | | | | | | | | | | | | | | | | | | | | | | | | | | | | | | | | | | | | | | | | | | | | | | | | | | | | | | | | | | | | | | | | | | | | | | | | | | | | | | | | | | | | | | | | | | | | | | | | | | | | | | | | | | | | | | | | |
| 34-36 | 140-143 | Trade in clothing, toilet, furniture, building materials. | 142 | 1 | .. | 1 | 1 | 1 | .. | .. | .. | 2 | 1 | .. | 3 | 72 | 1 | .. | 9 | | | | | | | | | | | | | | | | | | | | | | | | | | | | | | | | | | | | | | | | | | | | | | | | | | | | | | | | | | | | | | | | | | | | | | | | | | | | | | | | | | | | | | | | | | | | | | | | | | | | | | | | | | | | | | | | | | | | | | | | | | | | | | | | | | | | | | | | | | | | | | | | | | | | | | | | | | | | | | | | | | | | | | | | | | | | | | | | | | | | | | | | | | | | | | | | | | | | | | | | | | | | | | | | | | | | | | | | | | | | | | | | | | | | | | | | | | | | | | | | | | | | | | | | | | | | | | | | | | | | | | | | | | | | | | | | | | | | | | | | | | | | | | | | | | | | | | | | | | | | | | | | | | | | | | | | | | | | | | | | | | | | | | | | | | | | | | | | | | | | | | | | | | | | | | | | | | | | | | | | | | | | | | | | | | | | | | | | | | | | | | | | | | | | | | | | | | | | | | | | | | | | | | | | | | | | | | | | | | | | | | | | | | | | | | | | | | | | | | | | | | | | | | | | | | | | | | | | | | | | | | | | | | | | | | | | | | | | | | | | | | | | | | | | | | | | | | | | | | | | | | | | | | | | | | | | | | | | | | | | | | | | | | | | | | | | | | | | | | | | | | | | | | | | | | | | | | | | | | | | | | | | | | | | | | | | | | | | | | | | | | | | | | | | | | | | | | | | | | | | | | | | | | | | | | | | | | | | | | | | | | | | | | | | | | | | | | | | | | | | | | | | | | | | | | | | | | | | | | | | | | | | | | | | | | | | | | | | | | | | | | | | | | | | | | | | | | | | | | | | | | | | | | | | | | | | | | | | | | | | | | | | | | | | | | | | | | | | | | | | | | | | | | | | | | | | | | | | | | | | | | | | | | | | | | | | | | | | | | | | | | | | | | | | | | | | | | | | | | | | | | | | | | | | | | | | | | | | | | | | | | | | | | | | | | | | | | | | | | | | | | | | | | | | | | | | | | | | | | | | | | | | | | | | | |
| 37 | 144-146 | Trade in means of Transport, hirers of horses, etc. | 8 | 1 | .. | .. | .. | .. | .. | .. | .. | 1 | .. | .. | .. | 3 | .. | .. | .. | | | | | | | | | | | | | | | | | | | | | | | | | | | | | | | | | | | | | | | | | | | | | | | | | | | | | | | | | | | | | | | | | | | | | | | | | | | | | | | | | | | | | | | | | | | | | | | | | | | | | | | | | | | | | | | | | | | | | | | | | | | | | | | | | | | | | | | | | | | | | | | | | | | | | | | | | | | | | | | | | | | | | | | | | | | | | | | | | | | | | | | | | | | | | | | | | | | | | | | | | | | | | | | | | | | | | | | | | | | | | | | | | | | | | | | | | | | | | | | | | | | | | | | | | | | | | | | | | | | | | | | | | | | | | | | | | | | | | | | | | | | | | | | | | | | | | | | | | | | | | | | | | | | | | | | | | | | | | | | | | | | | | | | | | | | | | | | | | | | | | | | | | | | | | | | | | | | | | | | | | | | | | | | | | | | | | | | | | | | | | | | | | | | | | | | | | | | | | | | | | | | | | | | | | | | | | | | | | | | | | | | | | | | | | | | | | | | | | | | | | | | | | | | | | | | | | | | | | | | | | | | | | | | | | | | | | | | | | | | | | | | | | | | | | | | | | | | | | | | | | | | | | | | | | | | | | | | | | | | | | | | | | | | | | | | | | | | | | | | | | | | | | | | | | | | | | | | | | | | | | | | | | | | | | | | | | | | | | | | | | | | | | | | | | | | | | | | | | | | | | | | | | | | | | | | | | | | | | | | | | | | | | | | | | | | | | | | | | | | | | | | | | | | | | | | | | | | | | | | | | | | | | | | | | | | | | | | | | | | | | | | | | | | | | | | | | | | | | | | | | | | | | | | | | | | | | | | | | | | | | | | | | | | | | | | | | | | | | | | | | | | | | | | | | | | | | | | | | | | | | | | | | | | | | | | | | | | | | | | | | | | | | | | | | | | | | | | | | | | | | | | | | | | | | | | | | | | | | | | | | | | | | | | | | | | | | | | | | | | | | | | | | | | | | | | | | | | | | | | | | | | | | | | | | |
| 38 | 147 | Dealers in firewood, charcoal and other fuel. | 53 | .. | .. | .. | .. | .. | .. | .. | .. | 2 | .. | .. | .. | 50 | .. | 1 | 3 | | | | | | | | | | | | | | | | | | | | | | | | | | | | | | | | | | | | | | | | | | | | | | | | | | | | | | | | | | | | | | | | | | | | | | | | | | | | | | | | | | | | | | | | | | | | | | | | | | | | | | | | | | | | | | | | | | | | | | | | | | | | | | | | | | | | | | | | | | | | | | | | | | | | | | | | | | | | | | | | | | | | | | | | | | | | | | | | | | | | | | | | | | | | | | | | | | | | | | | | | | | | | | | | | | | | | | | | | | | | | | | | | | | | | | | | | | | | | | | | | | | | | | | | | | | | | | | | | | | | | | | | | | | | | | | | | | | | | | | | | | | | | | | | | | | | | | | | | | | | | | | | | | | | | | | | | | | | | | | | | | | | | | | | | | | | | | | | | | | | | | | | | | | | | | | | | | | | | | | | | | | | | | | | | | | | | | | | | | | | | | | | | | | | | | | | | | | | | | | | | | | | | | | | | | | | | | | | | | | | | | | | | | | | | | | | | | | | | | | | | | | | | | | | | | | | | | | | | | | | | | | | | | | | | | | | | | | | | | | | | | | | | | | | | | | | | | | | | | | | | | | | | | | | | | | | | | | | | | | | | | | | | | | | | | | | | | | | | | | | | | | | | | | | | | | | | | | | | | | | | | | | | | | | | | | | | | | | | | | | | | | | | | | | | | | | | | | | | | | | | | | | | | | | | | | | | | | | | | | | | | | | | | | | | | | | | | | | | | | | | | | | | | | | | | | | | | | | | | | | | | | | | | | | | | | | | | | | | | | | | | | | | | | | | | | | | | | | | | | | | | | | | | | | | | | | | | | | | | | | | | | | | | | | | | | | | | | | | | | | | | | | | | | | | | | | | | | | | | | | | | | | | | | | | | | | | | | | | | | | | | | | | | | | | | | | | | | | | | | | | | | | | | | | | | | | | | | | | | | | | | | | | | | | | | | | | | | | | | | | | | | | | | | | | | | | | | | | | | | | | | | | | | | | | |
| 39 | 148-150 | Dealers in jewellery, bangles, books, stationery, &c. | 81 | 2 | .. | .. | .. | .. | .. | .. | .. | 1 | .. | .. | .. | 42 | .. | 1 | 7 | | | | | | | | | | | | | | | | | | | | | | | | | | | | | | | | | | | | | | | | | | | | | | | | | | | | | | | | | | | | | | | | | | | | | | | | | | | | | | | | | | | | | | | | | | | | | | | | | | | | | | | | | | | | | | | | | | | | | | | | | | | | | | | | | | | | | | | | | | | | | | | | | | | | | | | | | | | | | | | | | | | | | | | | | | | | | | | | | | | | | | | | | | | | | | | | | | | | | | | | | | | | | | | | | | | | | | | | | | | | | | | | | | | | | | | | | | | | | | | | | | | | | | | | | | | | | | | | | | | | | | | | | | | | | | | | | | | | | | | | | | | | | | | | | | | | | | | | | | | | | | | | | | | | | | | | | | | | | | | | | | | | | | | | | | | | | | | | | | | | | | | | | | | | | | | | | | | | | | | | | | | | | | | | | | | | | | | | | | | | | | | | | | | | | | | | | | | | | | | | | | | | | | | | | | | | | | | | | | | | | | | | | | | | | | | | | | | | | | | | | | | | | | | | | | | | | | | | | | | | | | | | | | | | | | | | | | | | | | | | | | | | | | | | | | | | | | | | | | | | | | | | | | | | | | | | | | | | | | | | | | | | | | | | | | | | | | | | | | | | | | | | | | | | | | | | | | | | | | | | | | | | | | | | | | | | | | | | | | | | | | | | | | | | | | | | | | | | | | | | | | | | | | | | | | | | | | | | | | | | | | | | | | | | | | | | | | | | | | | | | | | | | | | | | | | | | | | | | | | | | | | | | | | | | | | | | | | | | | | | | | | | | | | | | | | | | | | | | | | | | | | | | | | | | | | | | | | | | | | | | | | | | | | | | | | | | | | | | | | | | | | | | | | | | | | | | | | | | | | | | | | | | | | | | | | | | | | | | | | | | | | | | | | | | | | | | | | | | | | | | | | | | | | | | | | | | | | | | | | | | | | | | | | | | | | | | | | | | | | | | | | | | | | | | | | | | | | | | | | | | | | | | | | | | |
| 40 | 151 | Dealers in rags, stable refuse, &c. | 1 | .. | .. | .. | .. | .. | .. | .. | .. | .. | .. | .. | .. | 1 | .. | .. | .. | | | | | | | | | | | | | | | | | | | | | | | | | | | | | | | | | | | | | | | | | | | | | | | | | | | | | | | | | | | | | | | | | | | | | | | | | | | | | | | | | | | | | | | | | | | | | | | | | | | | | | | | | | | | | | | | | | | | | | | | | | | | | | | | | | | | | | | | | | | | | | | | | | | | | | | | | | | | | | | | | | | | | | | | | | | | | | | | | | | | | | | | | | | | | | | | | | | | | | | | | | | | | | | | | | | | | | | | | | | | | | | | | | | | | | | | | | | | | | | | | | | | | | | | | | | | | | | | | | | | | | | | | | | | | | | | | | | | | | | | | | | | | | | | | | | | | | | | | | | | | | | | | | | | | | | | | | | | | | | | | | | | | | | | | | | | | | | | | | | | | | | | | | | | | | | | | | | | | | | | | | | | | | | | | | | | | | | | | | | | | | | | | | | | | | | | | | | | | | | | | | | | | | | | | | | | | | | | | | | | | | | | | | | | | | | | | | | | | | | | | | | | | | | | | | | | | | | | | | | | | | | | | | | | | | | | | | | | | | | | | | | | | | | | | | | | | | | | | | | | | | | | | | | | | | | | | | | | | | | | | | | | | | | | | | | | | | | | | | | | | | | | | | | | | | | | | | | | | | | | | | | | | | | | | | | | | | | | | | | | | | | | | | | | | | | | | | | | | | | | | | | | | | | | | | | | | | | | | | | | | | | | | | | | | | | | | | | | | | | | | | | | | | | | | | | | | | | | | | | | | | | | | | | | | | | | | | | | | | | | | | | | | | | | | | | | | | | | | | | | | | | | | | | | | | | | | | | | | | | | | | | | | | | | | | | | | | | | | | | | | | | | | | | | | | | | | | | | | | | | | | | | | | | | | | | | | | | | | | | | | | | | | | | | | | | | | | | | | | | | | | | | | | | | | | | | | | | | | | | | | | | | | | | | | | | | | | | | | | | | | | | | | | | | | | | | | | | | | | | | | | | | | | | | | |
| 40 | 152-153 | Store and Shopkeepers not defined, pedlars and hawkers. | 473 | 15 | 1 | .. | .. | .. | .. | .. | .. | 3 | .. | .. | 2 | 195 | .. | 19 | 21 | | | | | | | | | | | | | | | | | | | | | | | | | | | | | | | | | | | | | | | | | | | | | | | | | | | | | | | | | | | | | | | | | | | | | | | | | | | | | | | | | | | | | | | | | | | | | | | | | | | | | | | | | | | | | | | | | | | | | | | | | | | | | | | | | | | | | | | | | | | | | | | | | | | | | | | | | | | | | | | | | | | | | | | | | | | | | | | | | | | | | | | | | | | | | | | | | | | | | | | | | | | | | | | | | | | | | | | | | | | | | | | | | | | | | | | | | | | | | | | | | | | | | | | | | | | | | | | | | | | | | | | | | | | | | | | | | | | | | | | | | | | | | | | | | | | | | | | | | | | | | | | | | | | | | | | | | | | | | | | | | | | | | | | | | | | | | | | | | | | | | | | | | | | | | | | | | | | | | | | | | | | | | | | | | | | | | | | | | | | | | | | | | | | | | | | | | | | | | | | | | | | | | | | | | | | | | | | | | | | | | | | | | | | | | | | | | | | | | | | | | | | | | | | | | | | | | | | | | | | | | | | | | | | | | | | | | | | | | | | | | | | | | | | | | | | | | | | | | | | | | | | | | | | | | | | | | | | | | | | | | | | | | | | | | | | | | | | | | | | | | | | | | | | | | | | | | | | | | | | | | | | | | | | | | | | | | | | | | | | | | | | | | | | | | | | | | | | | | | | | | | | | | | | | | | | | | | | | | | | | | | | | | | | | | | | | | | | | | | | | | | | | | | | | | | | | | | | | | | | | | | | | | | | | | | | | | | | | | | | | | | | | | | | | | | | | | | | | | | | | | | | | | | | | | | | | | | | | | | | | | | | | | | | | | | | | | | | | | | | | | | | | | | | | | | | | | | | | | | | | | | | | | | | | | | | | | | | | | | | | | | | | | | | | | | | | | | | | | | | | | | | | | | | | | | | | | | | | | | | | | | | | | | | | | | | | | | | | | | | | | | | | | | | | | | | | | | | | | | | | | | | | | | | | | |
| | 154 | All other Trades | 472 | 16 | 1 | .. | .. | .. | 4 | .. | .. | 11 | 2 | .. | 4 | 108 | 1 | 10 | 25 | | | | | | | | | | | | | | | | | | | | | | | | | | | | | | | | | | | | | | | | | | | | | | | | | | | | | | | | | | | | | | | | | | | | | | | | | | | | | | | | | | | | | | | | | | | | | | | | | | | | | | | | | | | | | | | | | | | | | | | | | | | | | | | | | | | | | | | | | | | | | | | | | | | | | | | | | | | | | | | | | | | | | | | | | | | | | | | | | | | | | | | | | | | | | | | | | | | | | | | | | | | | | | | | | | | | | | | | | | | | | | | | | | | | | | | | | | | | | | | | | | | | | | | | | | | | | | | | | | | | | | | | | | | | | | | | | | | | | | | | | | | | | | | | | | | | | | | | | | | | | | | | | | | | | | | | | | | | | | | | | | | | | | | | | | | | | | | | | | | | | | | | | | | | | | | | | | | | | | | | | | | | | | | | | | | | | | | | | | | | | | | | | | | | | | | | | | | | | | | | | | | | | | | | | | | | | | | | | | | | | | | | | | | | | | | | | | | | | | | | | | | | | | | | | | | | | | | | | | | | | | | | | | | | | | | | | | | | | | | | | | | | | | | | | | | | | | | | | | | | | | | | | | | | | | | | | | | | | | | | | | | | | | | | | | | | | | | | | | | | | | | | | | | | | | | | | | | | | | | | | | | | | | | | | | | | | | | | | | | | | | | | | | | | | | | | | | | | | | | | | | | | | | | | | | | | | | | | | | | | | | | | | | | | | | | | | | | | | | | | | | | | | | | | | | | | | | | | | | | | | | | | | | | | | | | | | | | | | | | | | | | | | | | | | | | | | | | | | | | | | | | | | | | | | | | | | | | | | | | | | | | | | | | | | | | | | | | | | | | | | | | | | | | | | | | | | | | | | | | | | | | | | | | | | | | | | | | | | | | | | | | | | | | | | | | | | | | | | | | | | | | | | | | | | | | | | | | | | | | | | | | | | | | | | | | | | | | | | | | | | | | | | | | | | | | | | | | | | | | | | | | | | | | | | |
| VI.—PUBLIC FORCE. | | | | | | | | | | | | | | | | | | | | | 41 | 145-156 | Army | 107 | 35 | .. | .. | .. | .. | .. | .. | .. | 5 | 3 | .. | .. | 13 | .. | .. | 16 | 42 | 167 | Navy | .. | .. | .. | .. | .. | .. | .. | .. | .. | .. | .. | .. | .. | .. | .. | .. | .. | 43 | 158 | Air Force | .. | .. | .. | .. | .. | .. | .. | .. | .. | .. | .. | .. | .. | .. | .. | .. | .. | 44 | 159-163 | Police and village watchmen | 91 | 5 | 1 | .. | .. | .. | 1 | .. | .. | .. | .. | .. | .. | 40 | .. | .. | 4 | VII.—PUBLIC ADMINISTRATION. | | | | | | | | | | | | | | | | | | | | | 45 | 161-164 | Service of the State, Indian, Foreign, and Municipal not assigned to any other group. | 53 | 2 | .. | .. | .. | .. | .. | .. | .. | 5 | 1 | 1 | 2 | 19 | .. | 1 | 3 | VIII.—PROFESSIONS AND LIBERAL ARTS. | | | | | | | | | | | | | | | | | | | | | 46 | 165 | Priests, ministers, &c. | 78 | .. | .. | .. | .. | .. | 1 | .. | .. | .. | .. | .. | 1 | 30 | .. | .. | 7 | | 166 | Religious mendicants, inmates of monasteries, &c. | 48 | 2 | 1 | .. | .. | .. | .. | .. | .. | 1 | .. | .. | 1 | 23 | .. | .. | 1 | | 167-168 | Church and mission, temple, burial or burning ground service. | 14 | .. | .. | .. | .. | .. | .. | .. | .. | .. | .. | .. | .. | 8 | .. | .. | 2 | 47 | 169-170 | Lawyers, all kinds and their clerks | 29 | .. | .. | .. | .. | .. | .. | .. | .. | 1 | .. | .. | 1 | 6 | .. | .. | 2 | 48 | 171 | Medical practitioners, all kinds of veterinary surgeons, dentists. | 39 | .. | .. | .. | .. | 1 | .. | .. | .. | 4 | .. | .. | 1 | 9 | .. | 1 | 6 | | 172 | Midwives, vaccinators, compounders, nurses. | 21 | 3 | .. | 1 | .. | .. | .. | .. | .. | .. | .. | .. | 1 | 5 | .. | .. | 1 | 49 | 173-174 | Professors, teachers and educational clerks. | 61 | .. | 1 | .. | .. | .. | .. | .. | .. | .. | .. | .. | 1 | 21 | .. | 2 | 4 | 50 | 175-179 | Scribes, architects, authors, editors, music composers, &c. | 44 | 4 | .. | .. | .. | .. | .. | .. | .. | .. | .. | .. | 1 | 10 | .. | 2 | 3 | IX.—PERSONS LIVING PRINCIPALLY ON THEIR INCOME. | | | | | | | | | | | | | | | | | | | | | 51 | 183 | Persons living on rent, wataas, pensions, &c. | 177 | 2 | 3 | 1 | .. | 4 | .. | .. | .. | 13 | .. | .. | 4 | 50 | .. | 4 | 10 | X.—DOMESTIC SERVICE. | | | | | | | | | | | | | | | | | | | | | 52 | 181-183 | Cooks, doorkeepers, grooms, motor drivers, &c. | 854 | 70 | 1 | 1 | .. | 9 | 1 | .. | .. | 18 | 1 | .. | 8 | 370 | .. | 12 | 36 | XI.—INSUFFICIENTLY DESCRIBED OCCUPATIONS. | | | | | | | | | | | | | | | | | | | | | 53 | 184 | Manufacturers, businessmen unspecified. | 27 | .. | 1 | 1 | .. | .. | .. | .. | .. | .. | .. | .. | .. | 14 | .. | .. | 4 | | 185 | Cashiers, accountants, clerks otherwise unspecified. | 565 | 80 | 7 | .. | .. | 9 | .. | .. | .. | 26 | 3 | .. | 9 | 189 | .. | 18 | 35 | | 186 | Mechanics otherwise unspecified | 81 | 4 | .. | .. | .. | .. | .. | .. | .. | 4 | .. | .. | 1 | 22 | .. | 2 | 5 | | 187 | Labourers and workmen otherwise unspecified. | 6,613 | 200 | 10 | 17 | 1 | .. | 1 | .. | .. | 96 | 4 | .. | 20 | 3,019 | 3 | 57 | 369 | XII.—UNPRODUCTIVE. | | | | | | | | | | | | | | | | | | | | | 54 | 188 | Inmates of jails, asylums, hospitals and almshouses. | 14 | 3 | .. | .. | .. | .. | .. | .. | .. | .. | .. | .. | .. | 4 | .. | 3 | 3 | 55 | 189 | Beggars and vagrants | 688 | 50 | 1 | .. | .. | .. | .. | .. | .. | 9 | 3 | .. | 16 | 102 | .. | 2 | 77 | | 190 | Procurers and prostitutes | 23 | 4 | .. | .. | .. | .. | .. | .. | .. | .. | .. | .. | 2 | 6 | .. | .. | 1 | | 191 | Other unclassified unproductive occupation. | .. | .. | .. | .. | .. | .. | .. | .. | .. | .. | .. | .. | .. | .. | .. | .. | .. | | | Children and others following no occupation. | 35,293 | 780 | 45 | 28 | .. | 22 | 4 | .. | .. | 2,205 | 29 | 2 | 58 | 13,911 | 19 | 248 | 3,032 | | | TOTAL | 53,609 | 1,464 | 87 | 60 | 2 | 51 | 8 | .. | .. | 2,492 | 54 | 5 | 171 | 21,982 | 23 | 487 | 3,455 | | | | | | | | | | | | | | | | | | | | | | | | | | | | | | | | | | | | | | | | | | | | | | | | | | | | | | | | | | | | | | | | | | | | | | | | | | | | | | | | | | | | | | | | | | | | | | | | | | | | | | | | | | | | | | | | | | | | | | | | | | | | | | | | | | | | | | | | | | | | | | | | | | | | | | | | | | | | | | | | | | | | | | | | | | | | | | | | | | | | | | | | | | | | | | | | | | | | | | | | | | | | | | | | | | | | | | | | | | | | | | | | | | | | | | | | | | | | | | | | | | |
| 41 | 145-156 | Army | 107 | 35 | .. | .. | .. | .. | .. | .. | .. | 5 | 3 | .. | .. | 13 | .. | .. | 16 | | | | | | | | | | | | | | | | | | | | | | | | | | | | | | | | | | | | | | | | | | | | | | | | | | | | | | | | | | | | | | | | | | | | | | | | | | | | | | | | | | | | | | | | | | | | | | | | | | | | | | | | | | | | | | | | | | | | | | | | | | | | | | | | | | | | | | | | | | | | | | | | | | | | | | | | | | | | | | | | | | | | | | | | | | | | | | | | | | | | | | | | | | | | | | | | | | | | | | | | | | | | | | | | | | | | | | | | | | | | | | | | | | | | | | | | | | | | | | | | | | | | | | | | | | | | | | | | | | | | | | | | | | | | | | | | | | | | | | | | | | | | | | | | | | | | | | | | | | | | | | | | | | | | | | | | | | | | | | | | | | | | | | | | | | | | | | | | | | | | | | | | | | | | | | | | | | | | | | | | | | | | | | | | | | | | | | | | | | | | | | | | | | | | | | | | | | | | | | | | | | | | | | | | | | | | | | | | | | | | | | | | | | | | | | | | | | | | | | | | | | | | | | | | | | | | | | | | | | | | | | | | | | | | | | | | | | | | | | | | | | | | | | | | | | | | | | | | | | | | | | | | | | | | | | | | | | | | | | | | | | | | | | | | | | | | | | | | | | | | | | | | | | | | | | | | | | | | | | | | | | | | | | | | | | | | | | | | | | | | | | | | | | | | | | | | | | | | | | | | | | | | | | | | | | | | | | | | | | | | | | | | | | | | | | | | | | | | | | | | | | | | | | | | | | | | | | | | | | | | | | | | | | | | | | | | | | | | | | | | | | | | | | | | | | | | | | | | | | | | | | | | | | | | | | | | | | | | | | | | | | | | | | | | | | | | | | | | | | | | | | | | | | | | | | | | | | | | | | | | | | | | | | | | | | | | | | | | | | | | | | | | | | | | | | | | | | | | | | | | | | | | | | | | | | | | | | | | | | | | | | | | | | | | | | | | | | | | | | | | | | | | | | | | | | | | | | | | | | | | | | | | | | | | | |
| 42 | 167 | Navy | .. | .. | .. | .. | .. | .. | .. | .. | .. | .. | .. | .. | .. | .. | .. | .. | .. | | | | | | | | | | | | | | | | | | | | | | | | | | | | | | | | | | | | | | | | | | | | | | | | | | | | | | | | | | | | | | | | | | | | | | | | | | | | | | | | | | | | | | | | | | | | | | | | | | | | | | | | | | | | | | | | | | | | | | | | | | | | | | | | | | | | | | | | | | | | | | | | | | | | | | | | | | | | | | | | | | | | | | | | | | | | | | | | | | | | | | | | | | | | | | | | | | | | | | | | | | | | | | | | | | | | | | | | | | | | | | | | | | | | | | | | | | | | | | | | | | | | | | | | | | | | | | | | | | | | | | | | | | | | | | | | | | | | | | | | | | | | | | | | | | | | | | | | | | | | | | | | | | | | | | | | | | | | | | | | | | | | | | | | | | | | | | | | | | | | | | | | | | | | | | | | | | | | | | | | | | | | | | | | | | | | | | | | | | | | | | | | | | | | | | | | | | | | | | | | | | | | | | | | | | | | | | | | | | | | | | | | | | | | | | | | | | | | | | | | | | | | | | | | | | | | | | | | | | | | | | | | | | | | | | | | | | | | | | | | | | | | | | | | | | | | | | | | | | | | | | | | | | | | | | | | | | | | | | | | | | | | | | | | | | | | | | | | | | | | | | | | | | | | | | | | | | | | | | | | | | | | | | | | | | | | | | | | | | | | | | | | | | | | | | | | | | | | | | | | | | | | | | | | | | | | | | | | | | | | | | | | | | | | | | | | | | | | | | | | | | | | | | | | | | | | | | | | | | | | | | | | | | | | | | | | | | | | | | | | | | | | | | | | | | | | | | | | | | | | | | | | | | | | | | | | | | | | | | | | | | | | | | | | | | | | | | | | | | | | | | | | | | | | | | | | | | | | | | | | | | | | | | | | | | | | | | | | | | | | | | | | | | | | | | | | | | | | | | | | | | | | | | | | | | | | | | | | | | | | | | | | | | | | | | | | | | | | | | | | | | | | | | | | | | | | | | | | | | | | | | | | | | | | | |
| 43 | 158 | Air Force | .. | .. | .. | .. | .. | .. | .. | .. | .. | .. | .. | .. | .. | .. | .. | .. | .. | | | | | | | | | | | | | | | | | | | | | | | | | | | | | | | | | | | | | | | | | | | | | | | | | | | | | | | | | | | | | | | | | | | | | | | | | | | | | | | | | | | | | | | | | | | | | | | | | | | | | | | | | | | | | | | | | | | | | | | | | | | | | | | | | | | | | | | | | | | | | | | | | | | | | | | | | | | | | | | | | | | | | | | | | | | | | | | | | | | | | | | | | | | | | | | | | | | | | | | | | | | | | | | | | | | | | | | | | | | | | | | | | | | | | | | | | | | | | | | | | | | | | | | | | | | | | | | | | | | | | | | | | | | | | | | | | | | | | | | | | | | | | | | | | | | | | | | | | | | | | | | | | | | | | | | | | | | | | | | | | | | | | | | | | | | | | | | | | | | | | | | | | | | | | | | | | | | | | | | | | | | | | | | | | | | | | | | | | | | | | | | | | | | | | | | | | | | | | | | | | | | | | | | | | | | | | | | | | | | | | | | | | | | | | | | | | | | | | | | | | | | | | | | | | | | | | | | | | | | | | | | | | | | | | | | | | | | | | | | | | | | | | | | | | | | | | | | | | | | | | | | | | | | | | | | | | | | | | | | | | | | | | | | | | | | | | | | | | | | | | | | | | | | | | | | | | | | | | | | | | | | | | | | | | | | | | | | | | | | | | | | | | | | | | | | | | | | | | | | | | | | | | | | | | | | | | | | | | | | | | | | | | | | | | | | | | | | | | | | | | | | | | | | | | | | | | | | | | | | | | | | | | | | | | | | | | | | | | | | | | | | | | | | | | | | | | | | | | | | | | | | | | | | | | | | | | | | | | | | | | | | | | | | | | | | | | | | | | | | | | | | | | | | | | | | | | | | | | | | | | | | | | | | | | | | | | | | | | | | | | | | | | | | | | | | | | | | | | | | | | | | | | | | | | | | | | | | | | | | | | | | | | | | | | | | | | | | | | | | | | | | | | | | | | | | | | | | | | | | | | | | | | | | | | |
| 44 | 159-163 | Police and village watchmen | 91 | 5 | 1 | .. | .. | .. | 1 | .. | .. | .. | .. | .. | .. | 40 | .. | .. | 4 | | | | | | | | | | | | | | | | | | | | | | | | | | | | | | | | | | | | | | | | | | | | | | | | | | | | | | | | | | | | | | | | | | | | | | | | | | | | | | | | | | | | | | | | | | | | | | | | | | | | | | | | | | | | | | | | | | | | | | | | | | | | | | | | | | | | | | | | | | | | | | | | | | | | | | | | | | | | | | | | | | | | | | | | | | | | | | | | | | | | | | | | | | | | | | | | | | | | | | | | | | | | | | | | | | | | | | | | | | | | | | | | | | | | | | | | | | | | | | | | | | | | | | | | | | | | | | | | | | | | | | | | | | | | | | | | | | | | | | | | | | | | | | | | | | | | | | | | | | | | | | | | | | | | | | | | | | | | | | | | | | | | | | | | | | | | | | | | | | | | | | | | | | | | | | | | | | | | | | | | | | | | | | | | | | | | | | | | | | | | | | | | | | | | | | | | | | | | | | | | | | | | | | | | | | | | | | | | | | | | | | | | | | | | | | | | | | | | | | | | | | | | | | | | | | | | | | | | | | | | | | | | | | | | | | | | | | | | | | | | | | | | | | | | | | | | | | | | | | | | | | | | | | | | | | | | | | | | | | | | | | | | | | | | | | | | | | | | | | | | | | | | | | | | | | | | | | | | | | | | | | | | | | | | | | | | | | | | | | | | | | | | | | | | | | | | | | | | | | | | | | | | | | | | | | | | | | | | | | | | | | | | | | | | | | | | | | | | | | | | | | | | | | | | | | | | | | | | | | | | | | | | | | | | | | | | | | | | | | | | | | | | | | | | | | | | | | | | | | | | | | | | | | | | | | | | | | | | | | | | | | | | | | | | | | | | | | | | | | | | | | | | | | | | | | | | | | | | | | | | | | | | | | | | | | | | | | | | | | | | | | | | | | | | | | | | | | | | | | | | | | | | | | | | | | | | | | | | | | | | | | | | | | | | | | | | | | | | | | | | | | | | | | | | | | | | | | | | | | | | | | | | | | | | | |
| VII.—PUBLIC ADMINISTRATION. | | | | | | | | | | | | | | | | | | | | | 45 | 161-164 | Service of the State, Indian, Foreign, and Municipal not assigned to any other group. | 53 | 2 | .. | .. | .. | .. | .. | .. | .. | 5 | 1 | 1 | 2 | 19 | .. | 1 | 3 | VIII.—PROFESSIONS AND LIBERAL ARTS. | | | | | | | | | | | | | | | | | | | | | 46 | 165 | Priests, ministers, &c. | 78 | .. | .. | .. | .. | .. | 1 | .. | .. | .. | .. | .. | 1 | 30 | .. | .. | 7 | | 166 | Religious mendicants, inmates of monasteries, &c. | 48 | 2 | 1 | .. | .. | .. | .. | .. | .. | 1 | .. | .. | 1 | 23 | .. | .. | 1 | | 167-168 | Church and mission, temple, burial or burning ground service. | 14 | .. | .. | .. | .. | .. | .. | .. | .. | .. | .. | .. | .. | 8 | .. | .. | 2 | 47 | 169-170 | Lawyers, all kinds and their clerks | 29 | .. | .. | .. | .. | .. | .. | .. | .. | 1 | .. | .. | 1 | 6 | .. | .. | 2 | 48 | 171 | Medical practitioners, all kinds of veterinary surgeons, dentists. | 39 | .. | .. | .. | .. | 1 | .. | .. | .. | 4 | .. | .. | 1 | 9 | .. | 1 | 6 | | 172 | Midwives, vaccinators, compounders, nurses. | 21 | 3 | .. | 1 | .. | .. | .. | .. | .. | .. | .. | .. | 1 | 5 | .. | .. | 1 | 49 | 173-174 | Professors, teachers and educational clerks. | 61 | .. | 1 | .. | .. | .. | .. | .. | .. | .. | .. | .. | 1 | 21 | .. | 2 | 4 | 50 | 175-179 | Scribes, architects, authors, editors, music composers, &c. | 44 | 4 | .. | .. | .. | .. | .. | .. | .. | .. | .. | .. | 1 | 10 | .. | 2 | 3 | IX.—PERSONS LIVING PRINCIPALLY ON THEIR INCOME. | | | | | | | | | | | | | | | | | | | | | 51 | 183 | Persons living on rent, wataas, pensions, &c. | 177 | 2 | 3 | 1 | .. | 4 | .. | .. | .. | 13 | .. | .. | 4 | 50 | .. | 4 | 10 | X.—DOMESTIC SERVICE. | | | | | | | | | | | | | | | | | | | | | 52 | 181-183 | Cooks, doorkeepers, grooms, motor drivers, &c. | 854 | 70 | 1 | 1 | .. | 9 | 1 | .. | .. | 18 | 1 | .. | 8 | 370 | .. | 12 | 36 | XI.—INSUFFICIENTLY DESCRIBED OCCUPATIONS. | | | | | | | | | | | | | | | | | | | | | 53 | 184 | Manufacturers, businessmen unspecified. | 27 | .. | 1 | 1 | .. | .. | .. | .. | .. | .. | .. | .. | .. | 14 | .. | .. | 4 | | 185 | Cashiers, accountants, clerks otherwise unspecified. | 565 | 80 | 7 | .. | .. | 9 | .. | .. | .. | 26 | 3 | .. | 9 | 189 | .. | 18 | 35 | | 186 | Mechanics otherwise unspecified | 81 | 4 | .. | .. | .. | .. | .. | .. | .. | 4 | .. | .. | 1 | 22 | .. | 2 | 5 | | 187 | Labourers and workmen otherwise unspecified. | 6,613 | 200 | 10 | 17 | 1 | .. | 1 | .. | .. | 96 | 4 | .. | 20 | 3,019 | 3 | 57 | 369 | XII.—UNPRODUCTIVE. | | | | | | | | | | | | | | | | | | | | | 54 | 188 | Inmates of jails, asylums, hospitals and almshouses. | 14 | 3 | .. | .. | .. | .. | .. | .. | .. | .. | .. | .. | .. | 4 | .. | 3 | 3 | 55 | 189 | Beggars and vagrants | 688 | 50 | 1 | .. | .. | .. | .. | .. | .. | 9 | 3 | .. | 16 | 102 | .. | 2 | 77 | | 190 | Procurers and prostitutes | 23 | 4 | .. | .. | .. | .. | .. | .. | .. | .. | .. | .. | 2 | 6 | .. | .. | 1 | | 191 | Other unclassified unproductive occupation. | .. | .. | .. | .. | .. | .. | .. | .. | .. | .. | .. | .. | .. | .. | .. | .. | .. | | | Children and others following no occupation. | 35,293 | 780 | 45 | 28 | .. | 22 | 4 | .. | .. | 2,205 | 29 | 2 | 58 | 13,911 | 19 | 248 | 3,032 | | | TOTAL | 53,609 | 1,464 | 87 | 60 | 2 | 51 | 8 | .. | .. | 2,492 | 54 | 5 | 171 | 21,982 | 23 | 487 | 3,455 | | | | | | | | | | | | | | | | | | | | | | | | | | | | | | | | | | | | | | | | | | | | | | | | | | | | | | | | | | | | | | | | | | | | | | | | | | | | | | | | | | | | | | | | | | | | | | | | | | | | | | | | | | | | | | | | | | | | | | | | | | | | | | | | | | | | | | | | | | | | | | | | | | | | | | | | | | | | | | | | | | | | | | | | | | | | | | | | | | | | | | | | | | | | | | | | | | | | | | | | | | | | | | | | | | | | | | | | | | | | | | | | | | | | | | | | | | | | | | | | | | | | | | | | | | | | | | | | | | | | | | | | | | | | | | | | | | | | | | | | | | | | | | | | | | | | | | | | | | | | | | | | | | | | | | | | | | | | | | | | | | | | | | | | | | | | | | | | | | | | | | | |
| 45 | 161-164 | Service of the State, Indian, Foreign, and Municipal not assigned to any other group. | 53 | 2 | .. | .. | .. | .. | .. | .. | .. | 5 | 1 | 1 | 2 | 19 | .. | 1 | 3 | | | | | | | | | | | | | | | | | | | | | | | | | | | | | | | | | | | | | | | | | | | | | | | | | | | | | | | | | | | | | | | | | | | | | | | | | | | | | | | | | | | | | | | | | | | | | | | | | | | | | | | | | | | | | | | | | | | | | | | | | | | | | | | | | | | | | | | | | | | | | | | | | | | | | | | | | | | | | | | | | | | | | | | | | | | | | | | | | | | | | | | | | | | | | | | | | | | | | | | | | | | | | | | | | | | | | | | | | | | | | | | | | | | | | | | | | | | | | | | | | | | | | | | | | | | | | | | | | | | | | | | | | | | | | | | | | | | | | | | | | | | | | | | | | | | | | | | | | | | | | | | | | | | | | | | | | | | | | | | | | | | | | | | | | | | | | | | | | | | | | | | | | | | | | | | | | | | | | | | | | | | | | | | | | | | | | | | | | | | | | | | | | | | | | | | | | | | | | | | | | | | | | | | | | | | | | | | | | | | | | | | | | | | | | | | | | | | | | | | | | | | | | | | | | | | | | | | | | | | | | | | | | | | | | | | | | | | | | | | | | | | | | | | | | | | | | | | | | | | | | | | | | | | | | | | | | | | | | | | | | | | | | | | | | | | | | | | | | | | | | | | | | | | | | | | | | | | | | | | | | | | | | | | | | | | | | | | | | | | | | | | | | | | | | | | | | | | | | | | | | | | | | | | | | | | | | | | | | | | | | | | | | | | | | | | | | | | | | | | | | | | | | | | | | | | | | | | | | | | | | | | | | | | | | | | | | | | | | | | | | | | | | | | | | | | | | | | | | | | | | | | | | | | | | | | | | | | | | | | | | | | | | | | | | | | | | | | | | | | | | | | | | | | | | | | | | | | | | | | | | | | | | | | | | | | | | | | | | | | | | | | | | | | | | | | | | | | | | | | | | | | | | | | | | | | | | | | | | | | | | | | | | | | | | | | | | | | | | | | | | | | | | | | | | | | | | | | | | | | | | | | | | | | | | |
| VIII.—PROFESSIONS AND LIBERAL ARTS. | | | | | | | | | | | | | | | | | | | | | 46 | 165 | Priests, ministers, &c. | 78 | .. | .. | .. | .. | .. | 1 | .. | .. | .. | .. | .. | 1 | 30 | .. | .. | 7 | | 166 | Religious mendicants, inmates of monasteries, &c. | 48 | 2 | 1 | .. | .. | .. | .. | .. | .. | 1 | .. | .. | 1 | 23 | .. | .. | 1 | | 167-168 | Church and mission, temple, burial or burning ground service. | 14 | .. | .. | .. | .. | .. | .. | .. | .. | .. | .. | .. | .. | 8 | .. | .. | 2 | 47 | 169-170 | Lawyers, all kinds and their clerks | 29 | .. | .. | .. | .. | .. | .. | .. | .. | 1 | .. | .. | 1 | 6 | .. | .. | 2 | 48 | 171 | Medical practitioners, all kinds of veterinary surgeons, dentists. | 39 | .. | .. | .. | .. | 1 | .. | .. | .. | 4 | .. | .. | 1 | 9 | .. | 1 | 6 | | 172 | Midwives, vaccinators, compounders, nurses. | 21 | 3 | .. | 1 | .. | .. | .. | .. | .. | .. | .. | .. | 1 | 5 | .. | .. | 1 | 49 | 173-174 | Professors, teachers and educational clerks. | 61 | .. | 1 | .. | .. | .. | .. | .. | .. | .. | .. | .. | 1 | 21 | .. | 2 | 4 | 50 | 175-179 | Scribes, architects, authors, editors, music composers, &c. | 44 | 4 | .. | .. | .. | .. | .. | .. | .. | .. | .. | .. | 1 | 10 | .. | 2 | 3 | IX.—PERSONS LIVING PRINCIPALLY ON THEIR INCOME. | | | | | | | | | | | | | | | | | | | | | 51 | 183 | Persons living on rent, wataas, pensions, &c. | 177 | 2 | 3 | 1 | .. | 4 | .. | .. | .. | 13 | .. | .. | 4 | 50 | .. | 4 | 10 | X.—DOMESTIC SERVICE. | | | | | | | | | | | | | | | | | | | | | 52 | 181-183 | Cooks, doorkeepers, grooms, motor drivers, &c. | 854 | 70 | 1 | 1 | .. | 9 | 1 | .. | .. | 18 | 1 | .. | 8 | 370 | .. | 12 | 36 | XI.—INSUFFICIENTLY DESCRIBED OCCUPATIONS. | | | | | | | | | | | | | | | | | | | | | 53 | 184 | Manufacturers, businessmen unspecified. | 27 | .. | 1 | 1 | .. | .. | .. | .. | .. | .. | .. | .. | .. | 14 | .. | .. | 4 | | 185 | Cashiers, accountants, clerks otherwise unspecified. | 565 | 80 | 7 | .. | .. | 9 | .. | .. | .. | 26 | 3 | .. | 9 | 189 | .. | 18 | 35 | | 186 | Mechanics otherwise unspecified | 81 | 4 | .. | .. | .. | .. | .. | .. | .. | 4 | .. | .. | 1 | 22 | .. | 2 | 5 | | 187 | Labourers and workmen otherwise unspecified. | 6,613 | 200 | 10 | 17 | 1 | .. | 1 | .. | .. | 96 | 4 | .. | 20 | 3,019 | 3 | 57 | 369 | XII.—UNPRODUCTIVE. | | | | | | | | | | | | | | | | | | | | | 54 | 188 | Inmates of jails, asylums, hospitals and almshouses. | 14 | 3 | .. | .. | .. | .. | .. | .. | .. | .. | .. | .. | .. | 4 | .. | 3 | 3 | 55 | 189 | Beggars and vagrants | 688 | 50 | 1 | .. | .. | .. | .. | .. | .. | 9 | 3 | .. | 16 | 102 | .. | 2 | 77 | | 190 | Procurers and prostitutes | 23 | 4 | .. | .. | .. | .. | .. | .. | .. | .. | .. | .. | 2 | 6 | .. | .. | 1 | | 191 | Other unclassified unproductive occupation. | .. | .. | .. | .. | .. | .. | .. | .. | .. | .. | .. | .. | .. | .. | .. | .. | .. | | | Children and others following no occupation. | 35,293 | 780 | 45 | 28 | .. | 22 | 4 | .. | .. | 2,205 | 29 | 2 | 58 | 13,911 | 19 | 248 | 3,032 | | | TOTAL | 53,609 | 1,464 | 87 | 60 | 2 | 51 | 8 | .. | .. | 2,492 | 54 | 5 | 171 | 21,982 | 23 | 487 | 3,455 | | | | | | | | | | | | | | | | | | | | | | | | | | | | | | | | | | | | | | | | | | | | | | | | | | | | | | | | | | | | | | | | | | | | | | | | | | | | | | | | | | | | | | | | | | | | | | | | | | | | | | | | | | | | | | | | | | | | | | | | | | | | | | | | | | | | | | | | | | | | | | | | | | | | | | | | | | | | | | | | | | | | | | | | | | | | | | | | | | | | | | | | | | | | | | | | | | | | | | | | | | | | | | | | | | | | | | | | | | | | | | | | | | | | | | | | | | | | | | | | | | | | | | | | | | | | | | | | | | | | | | | | | | | | | | | | | | | | | | | | | | | | | | | | | | | | | | | | | | | | | | | | | | | | | | | | | | | | | | | | | | | | | | | | | | | | | | | | | | | | | | | | | | | | | | | | | | | | | | | | | | | | | | | | | | | | | | | | | | | | | | | | |
| 46 | 165 | Priests, ministers, &c. | 78 | .. | .. | .. | .. | .. | 1 | .. | .. | .. | .. | .. | 1 | 30 | .. | .. | 7 | | | | | | | | | | | | | | | | | | | | | | | | | | | | | | | | | | | | | | | | | | | | | | | | | | | | | | | | | | | | | | | | | | | | | | | | | | | | | | | | | | | | | | | | | | | | | | | | | | | | | | | | | | | | | | | | | | | | | | | | | | | | | | | | | | | | | | | | | | | | | | | | | | | | | | | | | | | | | | | | | | | | | | | | | | | | | | | | | | | | | | | | | | | | | | | | | | | | | | | | | | | | | | | | | | | | | | | | | | | | | | | | | | | | | | | | | | | | | | | | | | | | | | | | | | | | | | | | | | | | | | | | | | | | | | | | | | | | | | | | | | | | | | | | | | | | | | | | | | | | | | | | | | | | | | | | | | | | | | | | | | | | | | | | | | | | | | | | | | | | | | | | | | | | | | | | | | | | | | | | | | | | | | | | | | | | | | | | | | | | | | | | | | | | | | | | | | | | | | | | | | | | | | | | | | | | | | | | | | | | | | | | | | | | | | | | | | | | | | | | | | | | | | | | | | | | | | | | | | | | | | | | | | | | | | | | | | | | | | | | | | | | | | | | | | | | | | | | | | | | | | | | | | | | | | | | | | | | | | | | | | | | | | | | | | | | | | | | | | | | | | | | | | | | | | | | | | | | | | | | | | | | | | | | | | | | | | | | | | | | | | | | | | | | | | | | | | | | | | | | | | | | | | | | | | | | | | | | | | | | | | | | | | | | | | | | | | | | | | | | | | | | | | | | | | | | | | | | | | | | | | | | | | | | | | | | | | | | | | | | | | | | | | | | | | | | | | | | | | | | | | | | | | | | | | | | | | | | | | | | | | | | | | | | | | | | | | | | | | | | | | | | | | | | | | | | | | | | | | | | | | | | | | | | | | | | | | | | | | | | | | | | | | | | | | | | | | | | | | | | | | | | | | | | | | | | | | | | | | | | | | | | | | | | | | | | | | | | | | | | | | | | | | | | | | | | | | | | | | | | | | | | | | | | | |
| | 166 | Religious mendicants, inmates of monasteries, &c. | 48 | 2 | 1 | .. | .. | .. | .. | .. | .. | 1 | .. | .. | 1 | 23 | .. | .. | 1 | | | | | | | | | | | | | | | | | | | | | | | | | | | | | | | | | | | | | | | | | | | | | | | | | | | | | | | | | | | | | | | | | | | | | | | | | | | | | | | | | | | | | | | | | | | | | | | | | | | | | | | | | | | | | | | | | | | | | | | | | | | | | | | | | | | | | | | | | | | | | | | | | | | | | | | | | | | | | | | | | | | | | | | | | | | | | | | | | | | | | | | | | | | | | | | | | | | | | | | | | | | | | | | | | | | | | | | | | | | | | | | | | | | | | | | | | | | | | | | | | | | | | | | | | | | | | | | | | | | | | | | | | | | | | | | | | | | | | | | | | | | | | | | | | | | | | | | | | | | | | | | | | | | | | | | | | | | | | | | | | | | | | | | | | | | | | | | | | | | | | | | | | | | | | | | | | | | | | | | | | | | | | | | | | | | | | | | | | | | | | | | | | | | | | | | | | | | | | | | | | | | | | | | | | | | | | | | | | | | | | | | | | | | | | | | | | | | | | | | | | | | | | | | | | | | | | | | | | | | | | | | | | | | | | | | | | | | | | | | | | | | | | | | | | | | | | | | | | | | | | | | | | | | | | | | | | | | | | | | | | | | | | | | | | | | | | | | | | | | | | | | | | | | | | | | | | | | | | | | | | | | | | | | | | | | | | | | | | | | | | | | | | | | | | | | | | | | | | | | | | | | | | | | | | | | | | | | | | | | | | | | | | | | | | | | | | | | | | | | | | | | | | | | | | | | | | | | | | | | | | | | | | | | | | | | | | | | | | | | | | | | | | | | | | | | | | | | | | | | | | | | | | | | | | | | | | | | | | | | | | | | | | | | | | | | | | | | | | | | | | | | | | | | | | | | | | | | | | | | | | | | | | | | | | | | | | | | | | | | | | | | | | | | | | | | | | | | | | | | | | | | | | | | | | | | | | | | | | | | | | | | | | | | | | | | | | | | | | | | | | | | | | | | | | | | | | | | | | | | | | | | | | | | | | |
| | 167-168 | Church and mission, temple, burial or burning ground service. | 14 | .. | .. | .. | .. | .. | .. | .. | .. | .. | .. | .. | .. | 8 | .. | .. | 2 | | | | | | | | | | | | | | | | | | | | | | | | | | | | | | | | | | | | | | | | | | | | | | | | | | | | | | | | | | | | | | | | | | | | | | | | | | | | | | | | | | | | | | | | | | | | | | | | | | | | | | | | | | | | | | | | | | | | | | | | | | | | | | | | | | | | | | | | | | | | | | | | | | | | | | | | | | | | | | | | | | | | | | | | | | | | | | | | | | | | | | | | | | | | | | | | | | | | | | | | | | | | | | | | | | | | | | | | | | | | | | | | | | | | | | | | | | | | | | | | | | | | | | | | | | | | | | | | | | | | | | | | | | | | | | | | | | | | | | | | | | | | | | | | | | | | | | | | | | | | | | | | | | | | | | | | | | | | | | | | | | | | | | | | | | | | | | | | | | | | | | | | | | | | | | | | | | | | | | | | | | | | | | | | | | | | | | | | | | | | | | | | | | | | | | | | | | | | | | | | | | | | | | | | | | | | | | | | | | | | | | | | | | | | | | | | | | | | | | | | | | | | | | | | | | | | | | | | | | | | | | | | | | | | | | | | | | | | | | | | | | | | | | | | | | | | | | | | | | | | | | | | | | | | | | | | | | | | | | | | | | | | | | | | | | | | | | | | | | | | | | | | | | | | | | | | | | | | | | | | | | | | | | | | | | | | | | | | | | | | | | | | | | | | | | | | | | | | | | | | | | | | | | | | | | | | | | | | | | | | | | | | | | | | | | | | | | | | | | | | | | | | | | | | | | | | | | | | | | | | | | | | | | | | | | | | | | | | | | | | | | | | | | | | | | | | | | | | | | | | | | | | | | | | | | | | | | | | | | | | | | | | | | | | | | | | | | | | | | | | | | | | | | | | | | | | | | | | | | | | | | | | | | | | | | | | | | | | | | | | | | | | | | | | | | | | | | | | | | | | | | | | | | | | | | | | | | | | | | | | | | | | | | | | | | | | | | | | | | | | | | | | | | | | | | | | | | | | | | | | | | | | | | | | | |
| 47 | 169-170 | Lawyers, all kinds and their clerks | 29 | .. | .. | .. | .. | .. | .. | .. | .. | 1 | .. | .. | 1 | 6 | .. | .. | 2 | | | | | | | | | | | | | | | | | | | | | | | | | | | | | | | | | | | | | | | | | | | | | | | | | | | | | | | | | | | | | | | | | | | | | | | | | | | | | | | | | | | | | | | | | | | | | | | | | | | | | | | | | | | | | | | | | | | | | | | | | | | | | | | | | | | | | | | | | | | | | | | | | | | | | | | | | | | | | | | | | | | | | | | | | | | | | | | | | | | | | | | | | | | | | | | | | | | | | | | | | | | | | | | | | | | | | | | | | | | | | | | | | | | | | | | | | | | | | | | | | | | | | | | | | | | | | | | | | | | | | | | | | | | | | | | | | | | | | | | | | | | | | | | | | | | | | | | | | | | | | | | | | | | | | | | | | | | | | | | | | | | | | | | | | | | | | | | | | | | | | | | | | | | | | | | | | | | | | | | | | | | | | | | | | | | | | | | | | | | | | | | | | | | | | | | | | | | | | | | | | | | | | | | | | | | | | | | | | | | | | | | | | | | | | | | | | | | | | | | | | | | | | | | | | | | | | | | | | | | | | | | | | | | | | | | | | | | | | | | | | | | | | | | | | | | | | | | | | | | | | | | | | | | | | | | | | | | | | | | | | | | | | | | | | | | | | | | | | | | | | | | | | | | | | | | | | | | | | | | | | | | | | | | | | | | | | | | | | | | | | | | | | | | | | | | | | | | | | | | | | | | | | | | | | | | | | | | | | | | | | | | | | | | | | | | | | | | | | | | | | | | | | | | | | | | | | | | | | | | | | | | | | | | | | | | | | | | | | | | | | | | | | | | | | | | | | | | | | | | | | | | | | | | | | | | | | | | | | | | | | | | | | | | | | | | | | | | | | | | | | | | | | | | | | | | | | | | | | | | | | | | | | | | | | | | | | | | | | | | | | | | | | | | | | | | | | | | | | | | | | | | | | | | | | | | | | | | | | | | | | | | | | | | | | | | | | | | | | | | | | | | | | | | | | | | | | | | | | | | | | | | | | | | | | |
| 48 | 171 | Medical practitioners, all kinds of veterinary surgeons, dentists. | 39 | .. | .. | .. | .. | 1 | .. | .. | .. | 4 | .. | .. | 1 | 9 | .. | 1 | 6 | | | | | | | | | | | | | | | | | | | | | | | | | | | | | | | | | | | | | | | | | | | | | | | | | | | | | | | | | | | | | | | | | | | | | | | | | | | | | | | | | | | | | | | | | | | | | | | | | | | | | | | | | | | | | | | | | | | | | | | | | | | | | | | | | | | | | | | | | | | | | | | | | | | | | | | | | | | | | | | | | | | | | | | | | | | | | | | | | | | | | | | | | | | | | | | | | | | | | | | | | | | | | | | | | | | | | | | | | | | | | | | | | | | | | | | | | | | | | | | | | | | | | | | | | | | | | | | | | | | | | | | | | | | | | | | | | | | | | | | | | | | | | | | | | | | | | | | | | | | | | | | | | | | | | | | | | | | | | | | | | | | | | | | | | | | | | | | | | | | | | | | | | | | | | | | | | | | | | | | | | | | | | | | | | | | | | | | | | | | | | | | | | | | | | | | | | | | | | | | | | | | | | | | | | | | | | | | | | | | | | | | | | | | | | | | | | | | | | | | | | | | | | | | | | | | | | | | | | | | | | | | | | | | | | | | | | | | | | | | | | | | | | | | | | | | | | | | | | | | | | | | | | | | | | | | | | | | | | | | | | | | | | | | | | | | | | | | | | | | | | | | | | | | | | | | | | | | | | | | | | | | | | | | | | | | | | | | | | | | | | | | | | | | | | | | | | | | | | | | | | | | | | | | | | | | | | | | | | | | | | | | | | | | | | | | | | | | | | | | | | | | | | | | | | | | | | | | | | | | | | | | | | | | | | | | | | | | | | | | | | | | | | | | | | | | | | | | | | | | | | | | | | | | | | | | | | | | | | | | | | | | | | | | | | | | | | | | | | | | | | | | | | | | | | | | | | | | | | | | | | | | | | | | | | | | | | | | | | | | | | | | | | | | | | | | | | | | | | | | | | | | | | | | | | | | | | | | | | | | | | | | | | | | | | | | | | | | | | | | | | | | | | | | | | | | | | | | | | | | | | | | | | | | | | |
| | 172 | Midwives, vaccinators, compounders, nurses. | 21 | 3 | .. | 1 | .. | .. | .. | .. | .. | .. | .. | .. | 1 | 5 | .. | .. | 1 | | | | | | | | | | | | | | | | | | | | | | | | | | | | | | | | | | | | | | | | | | | | | | | | | | | | | | | | | | | | | | | | | | | | | | | | | | | | | | | | | | | | | | | | | | | | | | | | | | | | | | | | | | | | | | | | | | | | | | | | | | | | | | | | | | | | | | | | | | | | | | | | | | | | | | | | | | | | | | | | | | | | | | | | | | | | | | | | | | | | | | | | | | | | | | | | | | | | | | | | | | | | | | | | | | | | | | | | | | | | | | | | | | | | | | | | | | | | | | | | | | | | | | | | | | | | | | | | | | | | | | | | | | | | | | | | | | | | | | | | | | | | | | | | | | | | | | | | | | | | | | | | | | | | | | | | | | | | | | | | | | | | | | | | | | | | | | | | | | | | | | | | | | | | | | | | | | | | | | | | | | | | | | | | | | | | | | | | | | | | | | | | | | | | | | | | | | | | | | | | | | | | | | | | | | | | | | | | | | | | | | | | | | | | | | | | | | | | | | | | | | | | | | | | | | | | | | | | | | | | | | | | | | | | | | | | | | | | | | | | | | | | | | | | | | | | | | | | | | | | | | | | | | | | | | | | | | | | | | | | | | | | | | | | | | | | | | | | | | | | | | | | | | | | | | | | | | | | | | | | | | | | | | | | | | | | | | | | | | | | | | | | | | | | | | | | | | | | | | | | | | | | | | | | | | | | | | | | | | | | | | | | | | | | | | | | | | | | | | | | | | | | | | | | | | | | | | | | | | | | | | | | | | | | | | | | | | | | | | | | | | | | | | | | | | | | | | | | | | | | | | | | | | | | | | | | | | | | | | | | | | | | | | | | | | | | | | | | | | | | | | | | | | | | | | | | | | | | | | | | | | | | | | | | | | | | | | | | | | | | | | | | | | | | | | | | | | | | | | | | | | | | | | | | | | | | | | | | | | | | | | | | | | | | | | | | | | | | | | | | | | | | | | | | | | | | | | | | | | | | | | | | | | | | | |
| 49 | 173-174 | Professors, teachers and educational clerks. | 61 | .. | 1 | .. | .. | .. | .. | .. | .. | .. | .. | .. | 1 | 21 | .. | 2 | 4 | | | | | | | | | | | | | | | | | | | | | | | | | | | | | | | | | | | | | | | | | | | | | | | | | | | | | | | | | | | | | | | | | | | | | | | | | | | | | | | | | | | | | | | | | | | | | | | | | | | | | | | | | | | | | | | | | | | | | | | | | | | | | | | | | | | | | | | | | | | | | | | | | | | | | | | | | | | | | | | | | | | | | | | | | | | | | | | | | | | | | | | | | | | | | | | | | | | | | | | | | | | | | | | | | | | | | | | | | | | | | | | | | | | | | | | | | | | | | | | | | | | | | | | | | | | | | | | | | | | | | | | | | | | | | | | | | | | | | | | | | | | | | | | | | | | | | | | | | | | | | | | | | | | | | | | | | | | | | | | | | | | | | | | | | | | | | | | | | | | | | | | | | | | | | | | | | | | | | | | | | | | | | | | | | | | | | | | | | | | | | | | | | | | | | | | | | | | | | | | | | | | | | | | | | | | | | | | | | | | | | | | | | | | | | | | | | | | | | | | | | | | | | | | | | | | | | | | | | | | | | | | | | | | | | | | | | | | | | | | | | | | | | | | | | | | | | | | | | | | | | | | | | | | | | | | | | | | | | | | | | | | | | | | | | | | | | | | | | | | | | | | | | | | | | | | | | | | | | | | | | | | | | | | | | | | | | | | | | | | | | | | | | | | | | | | | | | | | | | | | | | | | | | | | | | | | | | | | | | | | | | | | | | | | | | | | | | | | | | | | | | | | | | | | | | | | | | | | | | | | | | | | | | | | | | | | | | | | | | | | | | | | | | | | | | | | | | | | | | | | | | | | | | | | | | | | | | | | | | | | | | | | | | | | | | | | | | | | | | | | | | | | | | | | | | | | | | | | | | | | | | | | | | | | | | | | | | | | | | | | | | | | | | | | | | | | | | | | | | | | | | | | | | | | | | | | | | | | | | | | | | | | | | | | | | | | | | | | | | | | | | | | | | | | | | | | | | | | | | | | | | | | | | | | | |
| 50 | 175-179 | Scribes, architects, authors, editors, music composers, &c. | 44 | 4 | .. | .. | .. | .. | .. | .. | .. | .. | .. | .. | 1 | 10 | .. | 2 | 3 | | | | | | | | | | | | | | | | | | | | | | | | | | | | | | | | | | | | | | | | | | | | | | | | | | | | | | | | | | | | | | | | | | | | | | | | | | | | | | | | | | | | | | | | | | | | | | | | | | | | | | | | | | | | | | | | | | | | | | | | | | | | | | | | | | | | | | | | | | | | | | | | | | | | | | | | | | | | | | | | | | | | | | | | | | | | | | | | | | | | | | | | | | | | | | | | | | | | | | | | | | | | | | | | | | | | | | | | | | | | | | | | | | | | | | | | | | | | | | | | | | | | | | | | | | | | | | | | | | | | | | | | | | | | | | | | | | | | | | | | | | | | | | | | | | | | | | | | | | | | | | | | | | | | | | | | | | | | | | | | | | | | | | | | | | | | | | | | | | | | | | | | | | | | | | | | | | | | | | | | | | | | | | | | | | | | | | | | | | | | | | | | | | | | | | | | | | | | | | | | | | | | | | | | | | | | | | | | | | | | | | | | | | | | | | | | | | | | | | | | | | | | | | | | | | | | | | | | | | | | | | | | | | | | | | | | | | | | | | | | | | | | | | | | | | | | | | | | | | | | | | | | | | | | | | | | | | | | | | | | | | | | | | | | | | | | | | | | | | | | | | | | | | | | | | | | | | | | | | | | | | | | | | | | | | | | | | | | | | | | | | | | | | | | | | | | | | | | | | | | | | | | | | | | | | | | | | | | | | | | | | | | | | | | | | | | | | | | | | | | | | | | | | | | | | | | | | | | | | | | | | | | | | | | | | | | | | | | | | | | | | | | | | | | | | | | | | | | | | | | | | | | | | | | | | | | | | | | | | | | | | | | | | | | | | | | | | | | | | | | | | | | | | | | | | | | | | | | | | | | | | | | | | | | | | | | | | | | | | | | | | | | | | | | | | | | | | | | | | | | | | | | | | | | | | | | | | | | | | | | | | | | | | | | | | | | | | | | | | | | | | | | | | | | | | | | | | | | | | | | | | | | | | | | | |
| IX.—PERSONS LIVING PRINCIPALLY ON THEIR INCOME. | | | | | | | | | | | | | | | | | | | | | 51 | 183 | Persons living on rent, wataas, pensions, &c. | 177 | 2 | 3 | 1 | .. | 4 | .. | .. | .. | 13 | .. | .. | 4 | 50 | .. | 4 | 10 | X.—DOMESTIC SERVICE. | | | | | | | | | | | | | | | | | | | | | 52 | 181-183 | Cooks, doorkeepers, grooms, motor drivers, &c. | 854 | 70 | 1 | 1 | .. | 9 | 1 | .. | .. | 18 | 1 | .. | 8 | 370 | .. | 12 | 36 | XI.—INSUFFICIENTLY DESCRIBED OCCUPATIONS. | | | | | | | | | | | | | | | | | | | | | 53 | 184 | Manufacturers, businessmen unspecified. | 27 | .. | 1 | 1 | .. | .. | .. | .. | .. | .. | .. | .. | .. | 14 | .. | .. | 4 | | 185 | Cashiers, accountants, clerks otherwise unspecified. | 565 | 80 | 7 | .. | .. | 9 | .. | .. | .. | 26 | 3 | .. | 9 | 189 | .. | 18 | 35 | | 186 | Mechanics otherwise unspecified | 81 | 4 | .. | .. | .. | .. | .. | .. | .. | 4 | .. | .. | 1 | 22 | .. | 2 | 5 | | 187 | Labourers and workmen otherwise unspecified. | 6,613 | 200 | 10 | 17 | 1 | .. | 1 | .. | .. | 96 | 4 | .. | 20 | 3,019 | 3 | 57 | 369 | XII.—UNPRODUCTIVE. | | | | | | | | | | | | | | | | | | | | | 54 | 188 | Inmates of jails, asylums, hospitals and almshouses. | 14 | 3 | .. | .. | .. | .. | .. | .. | .. | .. | .. | .. | .. | 4 | .. | 3 | 3 | 55 | 189 | Beggars and vagrants | 688 | 50 | 1 | .. | .. | .. | .. | .. | .. | 9 | 3 | .. | 16 | 102 | .. | 2 | 77 | | 190 | Procurers and prostitutes | 23 | 4 | .. | .. | .. | .. | .. | .. | .. | .. | .. | .. | 2 | 6 | .. | .. | 1 | | 191 | Other unclassified unproductive occupation. | .. | .. | .. | .. | .. | .. | .. | .. | .. | .. | .. | .. | .. | .. | .. | .. | .. | | | Children and others following no occupation. | 35,293 | 780 | 45 | 28 | .. | 22 | 4 | .. | .. | 2,205 | 29 | 2 | 58 | 13,911 | 19 | 248 | 3,032 | | | TOTAL | 53,609 | 1,464 | 87 | 60 | 2 | 51 | 8 | .. | .. | 2,492 | 54 | 5 | 171 | 21,982 | 23 | 487 | 3,455 | | | | | | | | | | | | | | | | | | | | | | | | | | | | | | | | | | | | | | | | | | | | | | | | | | | | | | | | | | | | | | | | | | | | | | | | | | | | | | | | | | | | | | | | | | | | | | | | | | | | | | | | | | | | | | | | | | | | | | | | | | | | | | | | | | | | | | | | | | | | | | | | | | | | | | | | | | | | | | | | | | | | | | | | | | | | | | | | | | | | | | | | | | | | | | | | | | | | | | | | | | | | | | | | | | | | | | | | | | | | | | | | | | | | | | | | | | | | | | | | | | | | | | | | | | | | | | | | | | | | | | | | | | | | | | | | | | | | | | | | | | | | | | | | | | | | | | | | | | | | | | | | | | | | | | | | | | | | | | | | | | | | | | | | | | | | | | | | | | | | | | | | | | | | | | | | | | | | | | | | | | | | | | | | | | | | | | | | | | | | | | | | | | | | | | | | | | | | | | | | | | | | | | | | | | | | | | | | | | | | | | | | | | | | | | | | | | | | | | | | | | | | | | | | | | | | | | | | | | | | | | | | | | | | | | | | | | | | | | | | | | | | | | | | | | | | | | | | | | | | | | | | | | | | | | | | | | | | | | | | | | | | | | | | | | | | | | | | | | | | | | | | | | | | | | | | | | | | | | | | | | | | | |
| 51 | 183 | Persons living on rent, wataas, pensions, &c. | 177 | 2 | 3 | 1 | .. | 4 | .. | .. | .. | 13 | .. | .. | 4 | 50 | .. | 4 | 10 | | | | | | | | | | | | | | | | | | | | | | | | | | | | | | | | | | | | | | | | | | | | | | | | | | | | | | | | | | | | | | | | | | | | | | | | | | | | | | | | | | | | | | | | | | | | | | | | | | | | | | | | | | | | | | | | | | | | | | | | | | | | | | | | | | | | | | | | | | | | | | | | | | | | | | | | | | | | | | | | | | | | | | | | | | | | | | | | | | | | | | | | | | | | | | | | | | | | | | | | | | | | | | | | | | | | | | | | | | | | | | | | | | | | | | | | | | | | | | | | | | | | | | | | | | | | | | | | | | | | | | | | | | | | | | | | | | | | | | | | | | | | | | | | | | | | | | | | | | | | | | | | | | | | | | | | | | | | | | | | | | | | | | | | | | | | | | | | | | | | | | | | | | | | | | | | | | | | | | | | | | | | | | | | | | | | | | | | | | | | | | | | | | | | | | | | | | | | | | | | | | | | | | | | | | | | | | | | | | | | | | | | | | | | | | | | | | | | | | | | | | | | | | | | | | | | | | | | | | | | | | | | | | | | | | | | | | | | | | | | | | | | | | | | | | | | | | | | | | | | | | | | | | | | | | | | | | | | | | | | | | | | | | | | | | | | | | | | | | | | | | | | | | | | | | | | | | | | | | | | | | | | | | | | | | | | | | | | | | | | | | | | | | | | | | | | | | | | | | | | | | | | | | | | | | | | | | | | | | | | | | | | | | | | | | | | | | | | | | | | | | | | | | | | | | | | | | | | | | | | | | | | | | | | | | | | | | | | | | | | | | | | | | | | | | | | | | | | | | | | | | | | | | | | | | | | | | | | | | | | | | | | | | | | | | | | | | | | | | | | | | | | | | | | | | | | | | | | | | | | | | | | | | | | | | | | | | | | | | | | | | | | | | | | | | | | | | | | | | | | | | | | | | | | | | | | | | | | | | | | | | | | | | | | | | | | | | | | | | | | | | | | | | | | | | | | | | | | | | | | | | | | | | | | | |
| X.—DOMESTIC SERVICE. | | | | | | | | | | | | | | | | | | | | | 52 | 181-183 | Cooks, doorkeepers, grooms, motor drivers, &c. | 854 | 70 | 1 | 1 | .. | 9 | 1 | .. | .. | 18 | 1 | .. | 8 | 370 | .. | 12 | 36 | XI.—INSUFFICIENTLY DESCRIBED OCCUPATIONS. | | | | | | | | | | | | | | | | | | | | | 53 | 184 | Manufacturers, businessmen unspecified. | 27 | .. | 1 | 1 | .. | .. | .. | .. | .. | .. | .. | .. | .. | 14 | .. | .. | 4 | | 185 | Cashiers, accountants, clerks otherwise unspecified. | 565 | 80 | 7 | .. | .. | 9 | .. | .. | .. | 26 | 3 | .. | 9 | 189 | .. | 18 | 35 | | 186 | Mechanics otherwise unspecified | 81 | 4 | .. | .. | .. | .. | .. | .. | .. | 4 | .. | .. | 1 | 22 | .. | 2 | 5 | | 187 | Labourers and workmen otherwise unspecified. | 6,613 | 200 | 10 | 17 | 1 | .. | 1 | .. | .. | 96 | 4 | .. | 20 | 3,019 | 3 | 57 | 369 | XII.—UNPRODUCTIVE. | | | | | | | | | | | | | | | | | | | | | 54 | 188 | Inmates of jails, asylums, hospitals and almshouses. | 14 | 3 | .. | .. | .. | .. | .. | .. | .. | .. | .. | .. | .. | 4 | .. | 3 | 3 | 55 | 189 | Beggars and vagrants | 688 | 50 | 1 | .. | .. | .. | .. | .. | .. | 9 | 3 | .. | 16 | 102 | .. | 2 | 77 | | 190 | Procurers and prostitutes | 23 | 4 | .. | .. | .. | .. | .. | .. | .. | .. | .. | .. | 2 | 6 | .. | .. | 1 | | 191 | Other unclassified unproductive occupation. | .. | .. | .. | .. | .. | .. | .. | .. | .. | .. | .. | .. | .. | .. | .. | .. | .. | | | Children and others following no occupation. | 35,293 | 780 | 45 | 28 | .. | 22 | 4 | .. | .. | 2,205 | 29 | 2 | 58 | 13,911 | 19 | 248 | 3,032 | | | TOTAL | 53,609 | 1,464 | 87 | 60 | 2 | 51 | 8 | .. | .. | 2,492 | 54 | 5 | 171 | 21,982 | 23 | 487 | 3,455 | | | | | | | | | | | | | | | | | | | | | | | | | | | | | | | | | | | | | | | | | | | | | | | | | | | | | | | | | | | | | | | | | | | | | | | | | | | | | | | | | | | | | | | | | | | | | | | | | | | | | | | | | | | | | | | | | | | | | | | | | | | | | | | | | | | | | | | | | | | | | | | | | | | | | | | | | | | | | | | | | | | | | | | | | | | | | | | | | | | | | | | | | | | | | | | | | | | | | | | | | | | | | | | | | | | | | | | | | | | | | | | | | | | | | | | | | | | | | | | | | | | | | | | | | | | | | | | | | | | | | | | | | | | | | | | | | | | | | | | | | | | | | | | | | | | | | | | | | | | | | | | | | | | | | | | | | | | | | | | | | | | | | | | | | | | | | | | | | | | | | | | | | | | | | | | | | | | | | | | | | | | | | | | | | | | | | | | | | | | | | | | | | | | | | | | | | | | | | | | | | | | | | | | | | | | | | | | | | | | | | | | | | | | | | | | | | | | | | | | | | | | | | | | | | | | | | | | | | | | | | | | | | | | | | | | | | | | | | | | | | | | | | | | | | | | | | | | | | | | | | | | | | | | | | | | | | | | | | | | | | | | | | | | | | | | | | | | | | | | | | | | | | | | | | | | | | | | | | | | | | | | | | | | | | | | | | | | | | | | | | | | | | | | | | | | | | | | | | | | | | | | | | | |
| 52 | 181-183 | Cooks, doorkeepers, grooms, motor drivers, &c. | 854 | 70 | 1 | 1 | .. | 9 | 1 | .. | .. | 18 | 1 | .. | 8 | 370 | .. | 12 | 36 | | | | | | | | | | | | | | | | | | | | | | | | | | | | | | | | | | | | | | | | | | | | | | | | | | | | | | | | | | | | | | | | | | | | | | | | | | | | | | | | | | | | | | | | | | | | | | | | | | | | | | | | | | | | | | | | | | | | | | | | | | | | | | | | | | | | | | | | | | | | | | | | | | | | | | | | | | | | | | | | | | | | | | | | | | | | | | | | | | | | | | | | | | | | | | | | | | | | | | | | | | | | | | | | | | | | | | | | | | | | | | | | | | | | | | | | | | | | | | | | | | | | | | | | | | | | | | | | | | | | | | | | | | | | | | | | | | | | | | | | | | | | | | | | | | | | | | | | | | | | | | | | | | | | | | | | | | | | | | | | | | | | | | | | | | | | | | | | | | | | | | | | | | | | | | | | | | | | | | | | | | | | | | | | | | | | | | | | | | | | | | | | | | | | | | | | | | | | | | | | | | | | | | | | | | | | | | | | | | | | | | | | | | | | | | | | | | | | | | | | | | | | | | | | | | | | | | | | | | | | | | | | | | | | | | | | | | | | | | | | | | | | | | | | | | | | | | | | | | | | | | | | | | | | | | | | | | | | | | | | | | | | | | | | | | | | | | | | | | | | | | | | | | | | | | | | | | | | | | | | | | | | | | | | | | | | | | | | | | | | | | | | | | | | | | | | | | | | | | | | | | | | | | | | | | | | | | | | | | | | | | | | | | | | | | | | | | | | | | | | | | | | | | | | | | | | | | | | | | | | | | | | | | | | | | | | | | | | | | | | | | | | | | | | | | | | | | | | | | | | | | | | | | | | | | | | | | | | | | | | | | | | | | | | | | | | | | | | | | | | | | | | | | | | | | | | | | | | | | | | | | | | | | | | | | | | | | | | | | | | | | | | | | | | | | | | | | | | | | | | | | | | | | | | | | | | | | | | | | | | | | | | | | | | | | | | | | | | | | | | | | | | | | | | | | | | | | | | | | | | | | | | | | | | | |
| XI.—INSUFFICIENTLY DESCRIBED OCCUPATIONS. | | | | | | | | | | | | | | | | | | | | | 53 | 184 | Manufacturers, businessmen unspecified. | 27 | .. | 1 | 1 | .. | .. | .. | .. | .. | .. | .. | .. | .. | 14 | .. | .. | 4 | | 185 | Cashiers, accountants, clerks otherwise unspecified. | 565 | 80 | 7 | .. | .. | 9 | .. | .. | .. | 26 | 3 | .. | 9 | 189 | .. | 18 | 35 | | 186 | Mechanics otherwise unspecified | 81 | 4 | .. | .. | .. | .. | .. | .. | .. | 4 | .. | .. | 1 | 22 | .. | 2 | 5 | | 187 | Labourers and workmen otherwise unspecified. | 6,613 | 200 | 10 | 17 | 1 | .. | 1 | .. | .. | 96 | 4 | .. | 20 | 3,019 | 3 | 57 | 369 | XII.—UNPRODUCTIVE. | | | | | | | | | | | | | | | | | | | | | 54 | 188 | Inmates of jails, asylums, hospitals and almshouses. | 14 | 3 | .. | .. | .. | .. | .. | .. | .. | .. | .. | .. | .. | 4 | .. | 3 | 3 | 55 | 189 | Beggars and vagrants | 688 | 50 | 1 | .. | .. | .. | .. | .. | .. | 9 | 3 | .. | 16 | 102 | .. | 2 | 77 | | 190 | Procurers and prostitutes | 23 | 4 | .. | .. | .. | .. | .. | .. | .. | .. | .. | .. | 2 | 6 | .. | .. | 1 | | 191 | Other unclassified unproductive occupation. | .. | .. | .. | .. | .. | .. | .. | .. | .. | .. | .. | .. | .. | .. | .. | .. | .. | | | Children and others following no occupation. | 35,293 | 780 | 45 | 28 | .. | 22 | 4 | .. | .. | 2,205 | 29 | 2 | 58 | 13,911 | 19 | 248 | 3,032 | | | TOTAL | 53,609 | 1,464 | 87 | 60 | 2 | 51 | 8 | .. | .. | 2,492 | 54 | 5 | 171 | 21,982 | 23 | 487 | 3,455 | | | | | | | | | | | | | | | | | | | | | | | | | | | | | | | | | | | | | | | | | | | | | | | | | | | | | | | | | | | | | | | | | | | | | | | | | | | | | | | | | | | | | | | | | | | | | | | | | | | | | | | | | | | | | | | | | | | | | | | | | | | | | | | | | | | | | | | | | | | | | | | | | | | | | | | | | | | | | | | | | | | | | | | | | | | | | | | | | | | | | | | | | | | | | | | | | | | | | | | | | | | | | | | | | | | | | | | | | | | | | | | | | | | | | | | | | | | | | | | | | | | | | | | | | | | | | | | | | | | | | | | | | | | | | | | | | | | | | | | | | | | | | | | | | | | | | | | | | | | | | | | | | | | | | | | | | | | | | | | | | | | | | | | | | | | | | | | | | | | | | | | | | | | | | | | | | | | | | | | | | | | | | | | | | | | | | | | | | | | | | | | | | | | | | | | | | | | | | | | | | | | | | | | | | | | | | | | | | | | | | | | | | | | | | | | | | | | | | | | | | | | | | | | | | | | | | | | | | | | | | | | | | | | | | | | | | | | | | | | | | | | | | | | | | | | | | | | | | | | | | | | | | | | | | | | | | | | | | | | | | | | | | | | | | | | | | | | | | | | | | | | | | | | | | | | | | | | | | | | | | | | | | | | | | | | | | | | | | | | | | | | | | | | | | | | | | | | | | | | | | | | | | | | | | | | | | | | | | | | | | | | | | | | | | | | | | | | | | | | | | | | | | | | |
| 53 | 184 | Manufacturers, businessmen unspecified. | 27 | .. | 1 | 1 | .. | .. | .. | .. | .. | .. | .. | .. | .. | 14 | .. | .. | 4 | | | | | | | | | | | | | | | | | | | | | | | | | | | | | | | | | | | | | | | | | | | | | | | | | | | | | | | | | | | | | | | | | | | | | | | | | | | | | | | | | | | | | | | | | | | | | | | | | | | | | | | | | | | | | | | | | | | | | | | | | | | | | | | | | | | | | | | | | | | | | | | | | | | | | | | | | | | | | | | | | | | | | | | | | | | | | | | | | | | | | | | | | | | | | | | | | | | | | | | | | | | | | | | | | | | | | | | | | | | | | | | | | | | | | | | | | | | | | | | | | | | | | | | | | | | | | | | | | | | | | | | | | | | | | | | | | | | | | | | | | | | | | | | | | | | | | | | | | | | | | | | | | | | | | | | | | | | | | | | | | | | | | | | | | | | | | | | | | | | | | | | | | | | | | | | | | | | | | | | | | | | | | | | | | | | | | | | | | | | | | | | | | | | | | | | | | | | | | | | | | | | | | | | | | | | | | | | | | | | | | | | | | | | | | | | | | | | | | | | | | | | | | | | | | | | | | | | | | | | | | | | | | | | | | | | | | | | | | | | | | | | | | | | | | | | | | | | | | | | | | | | | | | | | | | | | | | | | | | | | | | | | | | | | | | | | | | | | | | | | | | | | | | | | | | | | | | | | | | | | | | | | | | | | | | | | | | | | | | | | | | | | | | | | | | | | | | | | | | | | | | | | | | | | | | | | | | | | | | | | | | | | | | | | | | | | | | | | | | | | | | | | | | | | | | | | | | | | | | | | | | | | | | | | | | | | | | | | | | | | | | | | | | | | | | | | | | | | | | | | | | | | | | | | | | | | | | | | | | | | | | | | | | | | | | | | | | | | | | | | | | | | | | | | | | | | | | | | | | | | | | | | | | | | | | | | | | | | | | | | | | | | | | | | | | | | | | | | | | | | | | | | | | | | | | | | | | | | | | | | | | | | | | | | | | | | | | | | | | | | | | | | | | | | | | | | | | | | | | | | | | | | | | | | | |
| | 185 | Cashiers, accountants, clerks otherwise unspecified. | 565 | 80 | 7 | .. | .. | 9 | .. | .. | .. | 26 | 3 | .. | 9 | 189 | .. | 18 | 35 | | | | | | | | | | | | | | | | | | | | | | | | | | | | | | | | | | | | | | | | | | | | | | | | | | | | | | | | | | | | | | | | | | | | | | | | | | | | | | | | | | | | | | | | | | | | | | | | | | | | | | | | | | | | | | | | | | | | | | | | | | | | | | | | | | | | | | | | | | | | | | | | | | | | | | | | | | | | | | | | | | | | | | | | | | | | | | | | | | | | | | | | | | | | | | | | | | | | | | | | | | | | | | | | | | | | | | | | | | | | | | | | | | | | | | | | | | | | | | | | | | | | | | | | | | | | | | | | | | | | | | | | | | | | | | | | | | | | | | | | | | | | | | | | | | | | | | | | | | | | | | | | | | | | | | | | | | | | | | | | | | | | | | | | | | | | | | | | | | | | | | | | | | | | | | | | | | | | | | | | | | | | | | | | | | | | | | | | | | | | | | | | | | | | | | | | | | | | | | | | | | | | | | | | | | | | | | | | | | | | | | | | | | | | | | | | | | | | | | | | | | | | | | | | | | | | | | | | | | | | | | | | | | | | | | | | | | | | | | | | | | | | | | | | | | | | | | | | | | | | | | | | | | | | | | | | | | | | | | | | | | | | | | | | | | | | | | | | | | | | | | | | | | | | | | | | | | | | | | | | | | | | | | | | | | | | | | | | | | | | | | | | | | | | | | | | | | | | | | | | | | | | | | | | | | | | | | | | | | | | | | | | | | | | | | | | | | | | | | | | | | | | | | | | | | | | | | | | | | | | | | | | | | | | | | | | | | | | | | | | | | | | | | | | | | | | | | | | | | | | | | | | | | | | | | | | | | | | | | | | | | | | | | | | | | | | | | | | | | | | | | | | | | | | | | | | | | | | | | | | | | | | | | | | | | | | | | | | | | | | | | | | | | | | | | | | | | | | | | | | | | | | | | | | | | | | | | | | | | | | | | | | | | | | | | | | | | | | | | | | | | | | | | | | | | | | | | | | | | | | | | | | | | | | | |
| | 186 | Mechanics otherwise unspecified | 81 | 4 | .. | .. | .. | .. | .. | .. | .. | 4 | .. | .. | 1 | 22 | .. | 2 | 5 | | | | | | | | | | | | | | | | | | | | | | | | | | | | | | | | | | | | | | | | | | | | | | | | | | | | | | | | | | | | | | | | | | | | | | | | | | | | | | | | | | | | | | | | | | | | | | | | | | | | | | | | | | | | | | | | | | | | | | | | | | | | | | | | | | | | | | | | | | | | | | | | | | | | | | | | | | | | | | | | | | | | | | | | | | | | | | | | | | | | | | | | | | | | | | | | | | | | | | | | | | | | | | | | | | | | | | | | | | | | | | | | | | | | | | | | | | | | | | | | | | | | | | | | | | | | | | | | | | | | | | | | | | | | | | | | | | | | | | | | | | | | | | | | | | | | | | | | | | | | | | | | | | | | | | | | | | | | | | | | | | | | | | | | | | | | | | | | | | | | | | | | | | | | | | | | | | | | | | | | | | | | | | | | | | | | | | | | | | | | | | | | | | | | | | | | | | | | | | | | | | | | | | | | | | | | | | | | | | | | | | | | | | | | | | | | | | | | | | | | | | | | | | | | | | | | | | | | | | | | | | | | | | | | | | | | | | | | | | | | | | | | | | | | | | | | | | | | | | | | | | | | | | | | | | | | | | | | | | | | | | | | | | | | | | | | | | | | | | | | | | | | | | | | | | | | | | | | | | | | | | | | | | | | | | | | | | | | | | | | | | | | | | | | | | | | | | | | | | | | | | | | | | | | | | | | | | | | | | | | | | | | | | | | | | | | | | | | | | | | | | | | | | | | | | | | | | | | | | | | | | | | | | | | | | | | | | | | | | | | | | | | | | | | | | | | | | | | | | | | | | | | | | | | | | | | | | | | | | | | | | | | | | | | | | | | | | | | | | | | | | | | | | | | | | | | | | | | | | | | | | | | | | | | | | | | | | | | | | | | | | | | | | | | | | | | | | | | | | | | | | | | | | | | | | | | | | | | | | | | | | | | | | | | | | | | | | | | | | | | | | | | | | | | | | | | | | | | | | | | | | | | | | | | | |
| | 187 | Labourers and workmen otherwise unspecified. | 6,613 | 200 | 10 | 17 | 1 | .. | 1 | .. | .. | 96 | 4 | .. | 20 | 3,019 | 3 | 57 | 369 | | | | | | | | | | | | | | | | | | | | | | | | | | | | | | | | | | | | | | | | | | | | | | | | | | | | | | | | | | | | | | | | | | | | | | | | | | | | | | | | | | | | | | | | | | | | | | | | | | | | | | | | | | | | | | | | | | | | | | | | | | | | | | | | | | | | | | | | | | | | | | | | | | | | | | | | | | | | | | | | | | | | | | | | | | | | | | | | | | | | | | | | | | | | | | | | | | | | | | | | | | | | | | | | | | | | | | | | | | | | | | | | | | | | | | | | | | | | | | | | | | | | | | | | | | | | | | | | | | | | | | | | | | | | | | | | | | | | | | | | | | | | | | | | | | | | | | | | | | | | | | | | | | | | | | | | | | | | | | | | | | | | | | | | | | | | | | | | | | | | | | | | | | | | | | | | | | | | | | | | | | | | | | | | | | | | | | | | | | | | | | | | | | | | | | | | | | | | | | | | | | | | | | | | | | | | | | | | | | | | | | | | | | | | | | | | | | | | | | | | | | | | | | | | | | | | | | | | | | | | | | | | | | | | | | | | | | | | | | | | | | | | | | | | | | | | | | | | | | | | | | | | | | | | | | | | | | | | | | | | | | | | | | | | | | | | | | | | | | | | | | | | | | | | | | | | | | | | | | | | | | | | | | | | | | | | | | | | | | | | | | | | | | | | | | | | | | | | | | | | | | | | | | | | | | | | | | | | | | | | | | | | | | | | | | | | | | | | | | | | | | | | | | | | | | | | | | | | | | | | | | | | | | | | | | | | | | | | | | | | | | | | | | | | | | | | | | | | | | | | | | | | | | | | | | | | | | | | | | | | | | | | | | | | | | | | | | | | | | | | | | | | | | | | | | | | | | | | | | | | | | | | | | | | | | | | | | | | | | | | | | | | | | | | | | | | | | | | | | | | | | | | | | | | | | | | | | | | | | | | | | | | | | | | | | | | | | | | | | | | | | | | | | | | | | | | | | | | | | | | | | | | | | | | | |
| XII.—UNPRODUCTIVE. | | | | | | | | | | | | | | | | | | | | | 54 | 188 | Inmates of jails, asylums, hospitals and almshouses. | 14 | 3 | .. | .. | .. | .. | .. | .. | .. | .. | .. | .. | .. | 4 | .. | 3 | 3 | 55 | 189 | Beggars and vagrants | 688 | 50 | 1 | .. | .. | .. | .. | .. | .. | 9 | 3 | .. | 16 | 102 | .. | 2 | 77 | | 190 | Procurers and prostitutes | 23 | 4 | .. | .. | .. | .. | .. | .. | .. | .. | .. | .. | 2 | 6 | .. | .. | 1 | | 191 | Other unclassified unproductive occupation. | .. | .. | .. | .. | .. | .. | .. | .. | .. | .. | .. | .. | .. | .. | .. | .. | .. | | | Children and others following no occupation. | 35,293 | 780 | 45 | 28 | .. | 22 | 4 | .. | .. | 2,205 | 29 | 2 | 58 | 13,911 | 19 | 248 | 3,032 | | | TOTAL | 53,609 | 1,464 | 87 | 60 | 2 | 51 | 8 | .. | .. | 2,492 | 54 | 5 | 171 | 21,982 | 23 | 487 | 3,455 | | | | | | | | | | | | | | | | | | | | | | | | | | | | | | | | | | | | | | | | | | | | | | | | | | | | | | | | | | | | | | | | | | | | | | | | | | | | | | | | | | | | | | | | | | | | | | | | | | | | | | | | | | | | | | | | | | | | | | | | | | | | | | | | | | | | | | | | | | | | | | | | | | | | | | | | | | | | | | | | | | | | | | | | | | | | | | | | | | | | | | | | | | | | | | | | | | | | | | | | | | | | | | | | | | | | | | | | | | | | | | | | | | | | | | | | | | | | | | | | | | | | | | | | | | | | | | | | | | | | | | | | | | | | | | | | | | | | | | | | | | | | | | | | | | | | | | | | | | | | | | | | | | | | | | | | | | | | | | | | | | | | | | | | | | | | | | | | | | | | | | | | | | | | | | | | | | | | | | | | | | | | | | | | | | | | | | | | | | | | | | | | | | | | | | | | | | | | | | | | | | | | | | | | | | | | | | | | | | | | | | | | | | | | | | | | | | | | | | | | | | | | | | | | | | | | | | | | | | | | | | | | | | | | | | | | | | | | | | | | | | | | | | | | | | | | | | | | | | | | | | | | | | | | | | | | | | | | | | | | | | | | | | | | | | | | | | | | | | | | | | | | | | | | | | | | | | | | | | | | | | | | | | | | | | | | | | | | | | | | | | | | | | | | | | | | | | | | | | | | | | | | | | | | | | | | | | | | | | | | | | | | | | | | | | | | | | | | | | | | | | | | | | | | | | | | | | | | | | | | | | | | | | | | | | | | | | | | | | | | | | | | | | | | | | | | | | | | | | | | | | | | | | | | | | | | | | | | | | | | | | | | | | | | | | | | | | | | | | | | | | | | | | | | |
| 54 | 188 | Inmates of jails, asylums, hospitals and almshouses. | 14 | 3 | .. | .. | .. | .. | .. | .. | .. | .. | .. | .. | .. | 4 | .. | 3 | 3 | | | | | | | | | | | | | | | | | | | | | | | | | | | | | | | | | | | | | | | | | | | | | | | | | | | | | | | | | | | | | | | | | | | | | | | | | | | | | | | | | | | | | | | | | | | | | | | | | | | | | | | | | | | | | | | | | | | | | | | | | | | | | | | | | | | | | | | | | | | | | | | | | | | | | | | | | | | | | | | | | | | | | | | | | | | | | | | | | | | | | | | | | | | | | | | | | | | | | | | | | | | | | | | | | | | | | | | | | | | | | | | | | | | | | | | | | | | | | | | | | | | | | | | | | | | | | | | | | | | | | | | | | | | | | | | | | | | | | | | | | | | | | | | | | | | | | | | | | | | | | | | | | | | | | | | | | | | | | | | | | | | | | | | | | | | | | | | | | | | | | | | | | | | | | | | | | | | | | | | | | | | | | | | | | | | | | | | | | | | | | | | | | | | | | | | | | | | | | | | | | | | | | | | | | | | | | | | | | | | | | | | | | | | | | | | | | | | | | | | | | | | | | | | | | | | | | | | | | | | | | | | | | | | | | | | | | | | | | | | | | | | | | | | | | | | | | | | | | | | | | | | | | | | | | | | | | | | | | | | | | | | | | | | | | | | | | | | | | | | | | | | | | | | | | | | | | | | | | | | | | | | | | | | | | | | | | | | | | | | | | | | | | | | | | | | | | | | | | | | | | | | | | | | | | | | | | | | | | | | | | | | | | | | | | | | | | | | | | | | | | | | | | | | | | | | | | | | | | | | | | | | | | | | | | | | | | | | | | | | | | | | | | | | | | | | | | | | | | | | | | | | | | | | | | | | | | | | | | | | | | | | | | | | | | | | | | | | | | | | | | | | | | | | | | | | | | | | | | | | | | | | | | | | | | | | | | | | | | | | | | | | | | | | | | | | | | | | | | | | | | | | | | | | | | | | | | | | | | | | | | | | | | | | | | | | | | | | | | | | | | | | | | | | | | | | | | | | | | | | | | | | | | | | | | |
| 55 | 189 | Beggars and vagrants | 688 | 50 | 1 | .. | .. | .. | .. | .. | .. | 9 | 3 | .. | 16 | 102 | .. | 2 | 77 | | | | | | | | | | | | | | | | | | | | | | | | | | | | | | | | | | | | | | | | | | | | | | | | | | | | | | | | | | | | | | | | | | | | | | | | | | | | | | | | | | | | | | | | | | | | | | | | | | | | | | | | | | | | | | | | | | | | | | | | | | | | | | | | | | | | | | | | | | | | | | | | | | | | | | | | | | | | | | | | | | | | | | | | | | | | | | | | | | | | | | | | | | | | | | | | | | | | | | | | | | | | | | | | | | | | | | | | | | | | | | | | | | | | | | | | | | | | | | | | | | | | | | | | | | | | | | | | | | | | | | | | | | | | | | | | | | | | | | | | | | | | | | | | | | | | | | | | | | | | | | | | | | | | | | | | | | | | | | | | | | | | | | | | | | | | | | | | | | | | | | | | | | | | | | | | | | | | | | | | | | | | | | | | | | | | | | | | | | | | | | | | | | | | | | | | | | | | | | | | | | | | | | | | | | | | | | | | | | | | | | | | | | | | | | | | | | | | | | | | | | | | | | | | | | | | | | | | | | | | | | | | | | | | | | | | | | | | | | | | | | | | | | | | | | | | | | | | | | | | | | | | | | | | | | | | | | | | | | | | | | | | | | | | | | | | | | | | | | | | | | | | | | | | | | | | | | | | | | | | | | | | | | | | | | | | | | | | | | | | | | | | | | | | | | | | | | | | | | | | | | | | | | | | | | | | | | | | | | | | | | | | | | | | | | | | | | | | | | | | | | | | | | | | | | | | | | | | | | | | | | | | | | | | | | | | | | | | | | | | | | | | | | | | | | | | | | | | | | | | | | | | | | | | | | | | | | | | | | | | | | | | | | | | | | | | | | | | | | | | | | | | | | | | | | | | | | | | | | | | | | | | | | | | | | | | | | | | | | | | | | | | | | | | | | | | | | | | | | | | | | | | | | | | | | | | | | | | | | | | | | | | | | | | | | | | | | | | | | | | | | | | | | | | | | | | | | | | | | | | | | | | | | | | | |
| | 190 | Procurers and prostitutes | 23 | 4 | .. | .. | .. | .. | .. | .. | .. | .. | .. | .. | 2 | 6 | .. | .. | 1 | | | | | | | | | | | | | | | | | | | | | | | | | | | | | | | | | | | | | | | | | | | | | | | | | | | | | | | | | | | | | | | | | | | | | | | | | | | | | | | | | | | | | | | | | | | | | | | | | | | | | | | | | | | | | | | | | | | | | | | | | | | | | | | | | | | | | | | | | | | | | | | | | | | | | | | | | | | | | | | | | | | | | | | | | | | | | | | | | | | | | | | | | | | | | | | | | | | | | | | | | | | | | | | | | | | | | | | | | | | | | | | | | | | | | | | | | | | | | | | | | | | | | | | | | | | | | | | | | | | | | | | | | | | | | | | | | | | | | | | | | | | | | | | | | | | | | | | | | | | | | | | | | | | | | | | | | | | | | | | | | | | | | | | | | | | | | | | | | | | | | | | | | | | | | | | | | | | | | | | | | | | | | | | | | | | | | | | | | | | | | | | | | | | | | | | | | | | | | | | | | | | | | | | | | | | | | | | | | | | | | | | | | | | | | | | | | | | | | | | | | | | | | | | | | | | | | | | | | | | | | | | | | | | | | | | | | | | | | | | | | | | | | | | | | | | | | | | | | | | | | | | | | | | | | | | | | | | | | | | | | | | | | | | | | | | | | | | | | | | | | | | | | | | | | | | | | | | | | | | | | | | | | | | | | | | | | | | | | | | | | | | | | | | | | | | | | | | | | | | | | | | | | | | | | | | | | | | | | | | | | | | | | | | | | | | | | | | | | | | | | | | | | | | | | | | | | | | | | | | | | | | | | | | | | | | | | | | | | | | | | | | | | | | | | | | | | | | | | | | | | | | | | | | | | | | | | | | | | | | | | | | | | | | | | | | | | | | | | | | | | | | | | | | | | | | | | | | | | | | | | | | | | | | | | | | | | | | | | | | | | | | | | | | | | | | | | | | | | | | | | | | | | | | | | | | | | | | | | | | | | | | | | | | | | | | | | | | | | | | | | | | | | | | | | | | | | | | | | | | | | | | | | | | | | |
| | 191 | Other unclassified unproductive occupation. | .. | .. | .. | .. | .. | .. | .. | .. | .. | .. | .. | .. | .. | .. | .. | .. | .. | | | | | | | | | | | | | | | | | | | | | | | | | | | | | | | | | | | | | | | | | | | | | | | | | | | | | | | | | | | | | | | | | | | | | | | | | | | | | | | | | | | | | | | | | | | | | | | | | | | | | | | | | | | | | | | | | | | | | | | | | | | | | | | | | | | | | | | | | | | | | | | | | | | | | | | | | | | | | | | | | | | | | | | | | | | | | | | | | | | | | | | | | | | | | | | | | | | | | | | | | | | | | | | | | | | | | | | | | | | | | | | | | | | | | | | | | | | | | | | | | | | | | | | | | | | | | | | | | | | | | | | | | | | | | | | | | | | | | | | | | | | | | | | | | | | | | | | | | | | | | | | | | | | | | | | | | | | | | | | | | | | | | | | | | | | | | | | | | | | | | | | | | | | | | | | | | | | | | | | | | | | | | | | | | | | | | | | | | | | | | | | | | | | | | | | | | | | | | | | | | | | | | | | | | | | | | | | | | | | | | | | | | | | | | | | | | | | | | | | | | | | | | | | | | | | | | | | | | | | | | | | | | | | | | | | | | | | | | | | | | | | | | | | | | | | | | | | | | | | | | | | | | | | | | | | | | | | | | | | | | | | | | | | | | | | | | | | | | | | | | | | | | | | | | | | | | | | | | | | | | | | | | | | | | | | | | | | | | | | | | | | | | | | | | | | | | | | | | | | | | | | | | | | | | | | | | | | | | | | | | | | | | | | | | | | | | | | | | | | | | | | | | | | | | | | | | | | | | | | | | | | | | | | | | | | | | | | | | | | | | | | | | | | | | | | | | | | | | | | | | | | | | | | | | | | | | | | | | | | | | | | | | | | | | | | | | | | | | | | | | | | | | | | | | | | | | | | | | | | | | | | | | | | | | | | | | | | | | | | | | | | | | | | | | | | | | | | | | | | | | | | | | | | | | | | | | | | | | | | | | | | | | | | | | | | | | | | | | | | | | | | | | | | | | | | | | | | | | | | | | | | | | | | | | |
| | | Children and others following no occupation. | 35,293 | 780 | 45 | 28 | .. | 22 | 4 | .. | .. | 2,205 | 29 | 2 | 58 | 13,911 | 19 | 248 | 3,032 | | | | | | | | | | | | | | | | | | | | | | | | | | | | | | | | | | | | | | | | | | | | | | | | | | | | | | | | | | | | | | | | | | | | | | | | | | | | | | | | | | | | | | | | | | | | | | | | | | | | | | | | | | | | | | | | | | | | | | | | | | | | | | | | | | | | | | | | | | | | | | | | | | | | | | | | | | | | | | | | | | | | | | | | | | | | | | | | | | | | | | | | | | | | | | | | | | | | | | | | | | | | | | | | | | | | | | | | | | | | | | | | | | | | | | | | | | | | | | | | | | | | | | | | | | | | | | | | | | | | | | | | | | | | | | | | | | | | | | | | | | | | | | | | | | | | | | | | | | | | | | | | | | | | | | | | | | | | | | | | | | | | | | | | | | | | | | | | | | | | | | | | | | | | | | | | | | | | | | | | | | | | | | | | | | | | | | | | | | | | | | | | | | | | | | | | | | | | | | | | | | | | | | | | | | | | | | | | | | | | | | | | | | | | | | | | | | | | | | | | | | | | | | | | | | | | | | | | | | | | | | | | | | | | | | | | | | | | | | | | | | | | | | | | | | | | | | | | | | | | | | | | | | | | | | | | | | | | | | | | | | | | | | | | | | | | | | | | | | | | | | | | | | | | | | | | | | | | | | | | | | | | | | | | | | | | | | | | | | | | | | | | | | | | | | | | | | | | | | | | | | | | | | | | | | | | | | | | | | | | | | | | | | | | | | | | | | | | | | | | | | | | | | | | | | | | | | | | | | | | | | | | | | | | | | | | | | | | | | | | | | | | | | | | | | | | | | | | | | | | | | | | | | | | | | | | | | | | | | | | | | | | | | | | | | | | | | | | | | | | | | | | | | | | | | | | | | | | | | | | | | | | | | | | | | | | | | | | | | | | | | | | | | | | | | | | | | | | | | | | | | | | | | | | | | | | | | | | | | | | | | | | | | | | | | | | | | | | | | | | | | | | | | | | | | | | | | | | | | | | | | | | | | | | | |
| | | TOTAL | 53,609 | 1,464 | 87 | 60 | 2 | 51 | 8 | .. | .. | 2,492 | 54 | 5 | 171 | 21,982 | 23 | 487 | 3,455 | | | | | | | | | | | | | | | | | | | | | | | | | | | | | | | | | | | | | | | | | | | | | | | | | | | | | | | | | | | | | | | | | | | | | | | | | | | | | | | | | | | | | | | | | | | | | | | | | | | | | | | | | | | | | | | | | | | | | | | | | | | | | | | | | | | | | | | | | | | | | | | | | | | | | | | | | | | | | | | | | | | | | | | | | | | | | | | | | | | | | | | | | | | | | | | | | | | | | | | | | | | | | | | | | | | | | | | | | | | | | | | | | | | | | | | | | | | | | | | | | | | | | | | | | | | | | | | | | | | | | | | | | | | | | | | | | | | | | | | | | | | | | | | | | | | | | | | | | | | | | | | | | | | | | | | | | | | | | | | | | | | | | | | | | | | | | | | | | | | | | | | | | | | | | | | | | | | | | | | | | | | | | | | | | | | | | | | | | | | | | | | | | | | | | | | | | | | | | | | | | | | | | | | | | | | | | | | | | | | | | | | | | | | | | | | | | | | | | | | | | | | | | | | | | | | | | | | | | | | | | | | | | | | | | | | | | | | | | | | | | | | | | | | | | | | | | | | | | | | | | | | | | | | | | | | | | | | | | | | | | | | | | | | | | | | | | | | | | | | | | | | | | | | | | | | | | | | | | | | | | | | | | | | | | | | | | | | | | | | | | | | | | | | | | | | | | | | | | | | | | | | | | | | | | | | | | | | | | | | | | | | | | | | | | | | | | | | | | | | | | | | | | | | | | | | | | | | | | | | | | | | | | | | | | | | | | | | | | | | | | | | | | | | | | | | | | | | | | | | | | | | | | | | | | | | | | | | | | | | | | | | | | | | | | | | | | | | | | | | | | | | | | | | | | | | | | | | | | | | | | | | | | | | | | | | | | | | | | | | | | | | | | | | | | | | | | | | | | | | | | | | | | | | | | | | | | | | | | | | | | | | | | | | | | | | | | | | | | | | | | | | | | | | | | | | | | | | | | | | | | | | | | | | | | |

* Excluding intervening numbers in preceding columns.

—concluded.

OCCUPATIONS at DIFFERENT AGE PERIODS in 1921—concluded.

| Bright's Disease, 120 | Other Diseases of the Urinary System, 119-133 | Suicide, 155-183 | Accidents, 184-186 | All other Causes, | AGE PERIOD. | | | | | | | | | | | | | | Death-rate per 1,000 of actual workmen by the census of 1921. |
|--------------------------|---|---------------------|-----------------------|-------------------|-----------------|---------|--------------|---------|--------------|---------|--------------|---------|--------------|---------|--------------|---------|----------------------------|---------|--|
| | | | | | Under 15 years. | | 15-25 years. | | 25-35 years. | | 35-45 years. | | 45-55 years. | | 55-65 years. | | 65 years and up- wards. | | |
| | | | | | Male. | Female. | Male. | Female. | Male. | Female. | Male. | Female. | Male. | Female. | Male. | Female. | Male. | Female. | |
| 1 | .. | .. | 8 | 78 | .. | .. | 24 | 1 | 46 | 1 | 48 | 1 | 40 | .. | 21 | .. | 21 | 8 | 18-14 |
| .. | .. | .. | .. | 7 | .. | .. | 1 | .. | 8 | .. | 4 | .. | 1 | .. | 8 | .. | 1 | .. | 1-72 |
| .. | .. | .. | 1 | 07 | .. | 1 | 88 | .. | 85 | .. | 39 | .. | 21 | .. | 12 | .. | 15 | .. | 18-44 |
| 8 | 1 | .. | 8 | 207 | 8 | 1 | 80 | 18 | 06 | 87 | 75 | 21 | 68 | 12 | 60 | 14 | 85 | 20 | 17-56 |
| 1 | .. | .. | 8 | 48 | 1 | 1 | 25 | 2 | 19 | .. | 81 | 1 | 21 | .. | 19 | 2 | 20 | .. | 23-89 |
| .. | .. | .. | .. | 8 | .. | .. | 2 | .. | 9 | .. | .. | .. | 1 | 1 | 1 | .. | 1 | .. | 84-83 |
| .. | .. | .. | 1 | 16 | .. | .. | 9 | .. | 10 | 8 | 9 | .. | 10 | 2 | 4 | .. | 4 | 1 | 25-88 |
| .. | 1 | 8 | .. | 25 | 1 | .. | 19 | 1 | 18 | .. | 12 | .. | 11 | .. | 6 | 1 | 13 | 3 | 24-90 |
| .. | .. | .. | .. | .. | .. | .. | .. | .. | .. | .. | .. | .. | 1 | .. | .. | .. | .. | .. | 5-81 |
| 7 | 5 | 2 | .. | 141 | .. | 1 | 71 | 17 | 88 | .. | 14 | 71 | 8 | 55 | 2 | 47 | 3 | 33 | 12-27 |
| 12 | 8 | .. | 8 | 178 | 9 | 8 | 70 | 19 | 87 | 14 | 74 | 6 | 59 | 5 | 65 | 5 | 48 | 8 | 179-05 |
| .. | 1 | .. | 2 | 39 | .. | .. | 46 | .. | 39 | .. | 16 | .. | 8 | .. | 1 | .. | 3 | .. | 17-29 |
| .. | .. | .. | .. | .. | .. | .. | .. | .. | .. | .. | .. | .. | .. | .. | .. | .. | .. | .. | |
| 2 | 1 | .. | 8 | 34 | .. | .. | 18 | .. | 29 | .. | 21 | .. | 17 | .. | 2 | .. | 4 | .. | 28-17 |
| 1 | .. | .. | 1 | 17 | .. | .. | 10 | .. | 11 | .. | 15 | .. | 10 | .. | 6 | .. | 1 | .. | 5-10 |
| 1 | .. | 1 | 2 | 35 | .. | .. | 8 | .. | 7 | .. | 8 | .. | 19 | 1 | 17 | 2 | 20 | 1 | 29-47 |
| .. | .. | .. | 2 | 14 | .. | .. | 6 | .. | 7 | .. | 6 | .. | 4 | 1 | 11 | 1 | 9 | .. | 60-06 |
| .. | .. | .. | .. | 4 | .. | .. | .. | .. | 2 | 1 | 7 | .. | .. | .. | 8 | .. | 1 | .. | 56-00 |
| 2 | .. | .. | 3 | 7 | .. | .. | .. | .. | 8 | .. | 8 | .. | 9 | .. | 5 | .. | 2 | .. | 20-05 |
| 2 | .. | .. | .. | 15 | .. | .. | .. | .. | 2 | 2 | 6 | .. | 11 | .. | 10 | .. | 8 | .. | 19-52 |
| 1 | 1 | .. | 2 | 6 | .. | .. | 6 | 1 | 3 | 1 | 8 | 2 | 5 | .. | 1 | 1 | .. | .. | 17-11 |
| 1 | .. | .. | 1 | 20 | .. | .. | 4 | 1 | 10 | 2 | 8 | 8 | 10 | .. | 9 | 1 | 6 | .. | 14-17 |
| .. | .. | .. | .. | 18 | .. | .. | 4 | .. | 6 | 4 | 8 | .. | 9 | 1 | 6 | .. | 9 | .. | 9-48 |
| 8 | 1 | .. | 1 | 81 | .. | 1 | 1 | 7 | 18 | 4 | 8 | 4 | 28 | 3 | 41 | 4 | 68 | 5 | 42-24 |
| 5 | 2 | .. | 28 | 301 | 10 | 8 | 182 | 22 | 210 | 50 | 144 | 21 | 90 | 11 | 84 | 18 | 27 | 17 | 20-08 |
| .. | .. | .. | .. | 7 | .. | .. | 2 | .. | 1 | .. | 7 | 2 | 7 | 2 | 8 | .. | 2 | 1 | 7-80 |
| 4 | 8 | 1 | 10 | 220 | 5 | 1 | 131 | 7 | 147 | 4 | 88 | 3 | 94 | .. | 58 | 2 | 80 | .. | 12-58 |
| 8 | 1 | 2 | 8 | 24 | .. | .. | 9 | .. | 29 | .. | 18 | 1 | 11 | .. | 12 | .. | 7 | .. | 68-05 |
| 24 | 14 | 7 | 175 | 2,876 | 118 | 49 | 1,171 | 489 | 1,433 | 478 | 899 | 246 | 618 | 161 | 428 | 200 | 255 | 304 | 42-51 |
| .. | .. | .. | .. | 9 | .. | .. | 8 | 1 | 8 | .. | 9 | .. | .. | .. | .. | .. | .. | .. | 21-40 |
| 14 | 1 | 1 | 61 | 282 | 15 | 7 | 78 | 12 | 180 | 81 | 122 | 90 | 86 | 18 | 88 | 30 | 46 | 15 | 118-82 |
| 1 | 1 | .. | 1 | 7 | .. | .. | .. | 10 | .. | 7 | 1 | .. | .. | 1 | 1 | .. | .. | 1 | 7-42 |
| .. | .. | .. | .. | .. | .. | .. | .. | .. | .. | .. | .. | .. | .. | .. | .. | .. | .. | .. | |
| 118 | 44 | 18 | 824 | 1,412 | 19,059 | 11,807 | 721 | 1,876 | 820 | 1,749 | 678 | 1,035 | 408 | 776 | 428 | 1,029 | 549 | 1,450 | 76-90 |
| 248 | 88 | 42 | 1,016 | 21,974 | 12,367 | 11,928 | 4,178 | 2,759 | 4,789 | 2,680 | 8,316 | 1,538 | 2,228 | 1,072 | 1,959 | 1,398 | 1,617 | 1,808 | 45-88 |

TABLE of Cases treated at the Municipal Dispensaries for different Diseases during 1921.

| Names of Diseases. | Number of Municipal Dispensary. | | | | | | | | | | | | Total. |
|---|---------------------------------|-------|-------|-----|-------|-----|-------|-------|-----|-----|------------------|---------------------|--------|
| | 1 | 2 | 3 | 4 | 5 | 6 | 7 | 8 | 9 | 10 | Bai Gowrabai. | Parbhadevi Road. | |
| DISEASES CAUSED BY INFECTION. | | | | | | | | | | | | | |
| 1 Cholera Asiatic | ... | 1 | ... | 2 | ... | ... | ... | ... | ... | ... | ... | ... | 3 |
| 2 Dysentery | 56 | 154 | 357 | 106 | 65 | 82 | 702 | 142 | 217 | 208 | 164 | 317 | 2,870 |
| 3 Enteric Fever | ... | ... | ... | ... | ... | ... | ... | ... | ... | ... | ... | ... | ... |
| 4 Gonococcal infection | 101 | ... | 45 | 29 | 40 | 68 | 28 | 12 | 16 | 27 | 91 | 32 | 506 |
| 5 Syphilis (Primary and Secondary) | 83 | 85 | 99 | 41 | 137 | 53 | 125 | 46 | 22 | 54 | 47 | 76 | 818 |
| 6 Kala Azar | ... | ... | ... | ... | ... | ... | ... | ... | ... | ... | ... | ... | ... |
| 7 Leprosy | ... | ... | ... | ... | ... | ... | ... | ... | ... | ... | ... | ... | 1 |
| 8 Malaria | 2,015 | 32 | 1,491 | 710 | 878 | 100 | 1,475 | 1,988 | 767 | 953 | 1,295 | 794 | 12,498 |
| 9 Plague | ... | ... | ... | 1 | ... | ... | ... | ... | ... | ... | ... | ... | 1 |
| 10 Influenza | 23 | 82 | 43 | 278 | 1,034 | ... | 37 | 151 | 120 | 63 | 125 | 129 | 2,085 |
| 11 Relapsing fever | ... | ... | ... | 2 | ... | ... | ... | ... | ... | ... | ... | ... | 2 |
| 12 Pneumococcal infection of the lungs | 13 | 13 | ... | 280 | 86 | 4 | 36 | 13 | 18 | 35 | 28 | 66 | 585 |
| 13 Pyrexia of uncertain origin | 42 | ... | ... | 189 | 1 | 876 | ... | ... | 100 | 87 | ... | 21 | 1,316 |
| 14 Rheumatic Fever | 114 | 80 | 1,099 | 107 | 95 | 77 | 726 | 47 | 190 | 204 | 95 | 87 | 3,921 |
| 15 Small-pox | ... | 1 | ... | ... | ... | ... | ... | ... | ... | ... | ... | ... | 1 |
| 16 Tuberculosis of the lung | 13 | 6 | 12 | 7 | 14 | 7 | ... | ... | 3 | 12 | 8 | 28 | 110 |
| 17 Other tubercular diseases | ... | 1 | 30 | 13 | 29 | 26 | ... | 6 | 10 | ... | 85 | ... | 290 |
| 18 All other infective diseases | ... | ... | 25 | 95 | ... | ... | ... | ... | 260 | ... | 11 | ... | 391 |
| OTHER GENERAL DISEASES. | | | | | | | | | | | | | |
| 19 Anæmia | ... | ... | 20 | 102 | 33 | 15 | 432 | 33 | 10 | 5 | 40 | ... | 680 |
| 20 Diabetes | ... | ... | ... | 8 | ... | ... | ... | ... | ... | ... | ... | ... | 8 |
| 21 Scurvy | ... | ... | ... | 3 | ... | 17 | 30 | 2 | 2 | ... | ... | 2 | 56 |
| 22 Rickets | 36 | ... | 69 | 62 | 40 | 43 | 177 | 13 | 36 | 6 | 34 | 3 | 509 |
| 23 Other diseases due to disorders of nutrition and metabolism | ... | ... | ... | 221 | ... | ... | ... | ... | ... | ... | ... | ... | 221 |
| 24 Diseases of the ductless or endocrine glands | ... | ... | 64 | 4 | ... | ... | ... | ... | ... | ... | ... | ... | 68 |
| New Growth. | | | | | | | | | | | | | |
| 25 Non-malignant* | ... | ... | 20 | 7 | ... | ... | ... | ... | 2 | ... | ... | ... | 29 |
| 26 Malignant | ... | ... | ... | ... | ... | ... | ... | ... | ... | ... | ... | ... | ... |
| 27 All other General Diseases | 45 | 2,282 | 194 | 540 | 19 | 319 | 493 | 587 | 190 | 689 | 584 | 523 | 6,465 |

TABLE of Cases treated at the Municipal Dispensaries for different Diseases during 1921—continued.

| Names of Diseases. | Number of Municipal Dispensary. | | | | | | | | | | | Total. | |
|---|---------------------------------|-------|-------|-------|-------|-------|-------|-------|-------|-------|------------------|--------|---------------------|
| | 1 | 2 | 3 | 4 | 5 | 6 | 7 | 8 | 9 | 10 | Bai Gowrabai. | | Purbhadevi Road. |
| SYSTEMATIC DISEASES | | | | | | | | | | | | | |
| <i>Diseases of the nervous system.</i> | | | | | | | | | | | | | |
| 28 Diseases of the nervous, spinal cord, brain and meninges... | ... | 4 | 104 | 7 | 14 | 28 | ... | 18 | 138 | 181 | 110 | 19 | 623 |
| 29 Diseases of which the pathological basis is not accurately known. | ... | ... | ... | 7 | ... | ... | ... | ... | ... | ... | ... | ... | 7 |
| 30 Mental diseases ... | ... | ... | ... | ... | 45 | ... | ... | ... | ... | ... | ... | ... | 45 |
| 31 Diseases of the eye ... | 96 | 738 | 136 | 147 | 193 | 80 | 178 | 359 | 154 | 180 | 202 | 64 | 2,514 |
| 32 Diseases of the ear ... | ... | 322 | 136 | 91 | 108 | 302 | 258 | 251 | 460 | 394 | 266 | 52 | 3,635 |
| 33 Diseases of the nose ... | ... | ... | 12 | 5 | 27 | 1 | ... | 3 | 7 | ... | ... | 7 | 62 |
| 34 Diseases of the circulatory system ... | ... | ... | 20 | 41 | 16 | 13 | 30 | 10 | 12 | 23 | 2 | 19 | 185 |
| 35 All diseases of the respiratory system except Pneumonia and Tuberculosis of the Lungs ... | 550 | 307 | 250 | 390 | 699 | 438 | 669 | 755 | 1,059 | 533 | 674 | 501 | 6,825 |
| 36 Diseases of the stomach ... | ... | 420 | 327 | 324 | 189 | ... | 57 | 140 | 240 | 324 | 243 | 216 | 2,480 |
| 37 Diseases of the intestines ... | 92 | ... | ... | 250 | 112 | ... | 560 | 169 | 204 | 194 | 212 | 177 | 1,950 |
| 38 Abscess of the liver ... | ... | ... | 3 | 2 | ... | ... | ... | ... | ... | ... | ... | ... | 5 |
| 39 All other diseases of the liver ... | ... | 25 | 61 | 61 | 66 | 9 | 162 | 22 | 16 | 16 | 86 | 13 | 537 |
| 40 All other diseases of the digestive system ... | 53 | 441 | 625 | 152 | 299 | 301 | 728 | 1,081 | 1,455 | 1,647 | 687 | 1,066 | 8,540 |
| 41 Acute or suppurative inflammation of the lymphatic glands ... | ... | ... | 285 | 46 | 29 | ... | 34 | 33 | 50 | ... | 167 | ... | 644 |
| 42 Acute and chronic nephritis ... | ... | ... | ... | 42 | 37 | ... | 23 | 10 | 7 | ... | 2 | ... | 131 |
| 43 All other diseases of the urinary organs ... | 27 | 182 | 53 | 29 | 2 | 17 | ... | 27 | 20 | 26 | 129 | 75 | 587 |
| 44 Other diseases of the generative system ... | ... | 84 | 33 | 17 | 11 | 7 | ... | 27 | 30 | ... | 3 | ... | 213 |
| 45 Diseases of the organs of locomotion ... | ... | ... | 136 | 6 | 17 | 12 | 47 | 28 | 4 | ... | 5 | ... | 245 |
| 46 Diseases of the areolar tissue ... | ... | ... | 20 | 127 | 13 | 10 | ... | 8 | 130 | 120 | 32 | ... | 466 |
| 47 Inflammation ulcerative ... | ... | ... | ... | 39 | 30 | 115 | 92 | 184 | 240 | 135 | 135 | 35 | 1,005 |
| 48 Other diseases of the skin ... | 269 | 1,054 | 373 | 566 | 1,166 | 383 | 558 | 707 | 1,279 | 1,126 | 571 | 552 | 8,604 |
| 49 All other local diseases ... | 1,259 | 27 | 295 | 340 | 43 | 63 | 200 | 66 | 45 | 677 | 3 | 178 | 3,196 |
| GENERAL AND LOCAL. | | | | | | | | | | | | | |
| 50 Injuries (General and Local) ... | 250 | ... | 83 | 28 | 339 | 31 | 209 | 205 | 705 | 372 | 222 | 372 | 2,816 |
| <i>Poisoning.</i> | | | | | | | | | | | | | |
| 51 By opium ... | ... | ... | ... | ... | ... | ... | ... | ... | ... | ... | ... | ... | ... |
| 52 By other means ... | ... | 2 | ... | ... | ... | ... | ... | 17 | ... | ... | 37 | ... | 56 |
| <i>Labour.</i> | | | | | | | | | | | | | |
| 53 Normal ... | 95 | 93 | 70 | 94 | 105 | 133 | 164 | 119 | 243 | 94 | ... | ... | 1,149 |
| 54 Abnormal ... | ... | ... | ... | 6 | ... | 7 | 18 | ... | 79 | ... | ... | ... | 110 |
| Total number of out-door patients ... | 5,227 | 6,685 | 6,570 | 5,604 | 6,016 | 3,630 | 8,246 | 7,278 | 8,537 | 8,325 | 6,395 | 5,450 | 77,983 |

TABLE of VACCINATION OPERATIONS performed in the City of Bombay in the year 1921.

| Ward. | SECTION. | Population (Census of 1911). | Number of Depôts in each District. | Number of Vaccinators in each District. | Number of persons Vaccinated. | | | Primary Vaccinations. | | | | | | | Percentage of successful primary Vaccinations where results were known. | Number of Re-vaccinations. | Persons successfully vaccinated per 1,000 of population. | Average annual number of persons successfully vaccinated during the past 5 years. | | Average annual number of deaths from Small-pox during the preceding 5 years. | | | | |
|-------|--|------------------------------|------------------------------------|---|-------------------------------|----------|--------|-----------------------|----------|--------|-----------------|---------------|--------------------|--------|---|----------------------------|--|---|----------|--|--------------------------------|---------|--------------------------------|----------|
| | | | | | Males. | Females. | Total. | Total. | | | Successful. | | | | | | | Total. | Unknown. | Number. | Ratio per 1,000 of population. | Number. | Ratio per 1,000 of population. | |
| | | | | | | | | Males. | Females. | Total. | Under one year. | 1 to 5 years. | 6 years and above. | Total. | | | | | | | | | | Unknown. |
| 1 | 2 | 3 | 4 | 5 | 6 | 7 | 8 | 9 | 10 | 11 | 12 | 13 | 14 | 15 | 16 | 17 | 18 | 19 | 20 | 21 | 22 | 23 | | |
| A | Upper Colaba ... | 3,747 | 1 | 1 | 1,545 | 292 | 1,837 | 156 | 174 | 330 | 223 | 71 | 1 | 295 | 82 | 98.99 | 1,507 | 12.40 | 284 | 11.94 | 2 | 1.28 | | |
| | Middle and Lower Colaba ... | 20,048 | | | 1,353 | 422 | 1,775 | 267 | 268 | 535 | 349 | 104 | 2 | 455 | 59 | 95.59 | 1,140 | 12.97 | 499 | 14.23 | 2 | 0.57 | | |
| | Fort, South ... | 4,158 | | | 1 | 1 | 5,679 | 1,788 | 7,417 | 119 | 84 | 203 | 104 | 30 | ... | 134 | 60 | 93.71 | 7,214 | 8.54 | 118 | 7.58 | 29 | 1.14 |
| | Fort, North ... | 30,921 | | | | | 188 | 227 | 415 | 178 | 222 | 400 | 222 | 85 | ... | 307 | 88 | 98.40 | 15 | 7.95 | 298 | 7.59 | 17 | 0.51 |
| B | Esplanade ... | 15,571 | 1 | 1 | 1,048 | 495 | 1,543 | 402 | 435 | 837 | 619 | 162 | 5 | 786 | 28 | 97.16 | 708 | 16.64 | 760 | 18.10 | 17 | 0.37 | | |
| | Mandvi ... | 38,612 | | | 340 | 269 | 609 | 228 | 268 | 496 | 395 | 61 | 3 | 459 | 30 | 98.50 | 113 | 22.12 | 384 | 18.51 | 8 | 0.28 | | |
| | Chukla ... | 22,996 | | | 1 | 1 | 283 | 276 | 559 | 240 | 252 | 492 | 299 | 107 | ... | 406 | 79 | 98.07 | 67 | 11.57 | 426 | 12.14 | 18 | 0.59 |
| | Umarkhadi ... | 47,218 | | | | | 524 | 429 | 953 | 315 | 319 | 634 | 467 | 161 | 9 | 677 | 42 | 97.47 | 319 | 13.68 | 622 | 14.75 | 40 | 1.03 |
| C | Dongri ... | 20,749 | 1 | 1 | 248 | 263 | 511 | 205 | 247 | 452 | 320 | 78 | 4 | 402 | 37 | 96.87 | 59 | 15.35 | 387 | 12.86 | 22 | 0.80 | | |
| | Market ... | 35,080 | | | 277 | 304 | 611 | 276 | 335 | 609 | 388 | 138 | ... | 526 | 64 | 96.51 | 2 | 15.19 | 460 | 13.28 | 6 | 0.16 | | |
| | Dhobi Talao ... | 42,171 | | | 239 | 234 | 473 | 235 | 233 | 468 | 345 | 72 | ... | 417 | 47 | 98.82 | 5 | 17.43 | 355 | 14.84 | 10 | 0.43 | | |
| | Fansawadi ... | 30,105 | | | 268 | 270 | 538 | 263 | 269 | 532 | 411 | 76 | ... | 487 | 54 | 97.79 | 6 | 14.99 | 451 | 13.88 | 16 | 0.57 | | |
| D | Bhuleshwar ... | 34,622 | 1 | 1 | 379 | 365 | 747 | 810 | 825 | 635 | 491 | 86 | ... | 577 | 52 | 98.77 | 112 | 14.57 | 614 | 15.50 | 31 | 0.97 | | |
| | Khara Talao ... | 23,925 | | | 449 | 483 | 932 | 352 | 379 | 731 | 509 | 147 | 3 | 659 | 59 | 98.06 | 151 | 18.28 | 680 | 18.88 | 37 | 1.20 | | |
| | Kumbharwada ... | 32,481 | | | 169 | 183 | 352 | 146 | 167 | 313 | 218 | 65 | ... | 283 | 26 | 98.61 | 39 | 19.45 | 309 | 21.67 | 8 | 0.70 | | |
| | Khetwadi ... | 39,615 | | | 395 | 174 | 499 | 166 | 143 | 299 | 223 | 43 | 1 | 267 | 28 | 96.74 | 200 | 14.74 | 207 | 11.43 | 6 | 0.47 | | |
| E | Mabalakshmi ... | 38,040 | 1 | 1 | 295 | 345 | 640 | 270 | 327 | 597 | 421 | 108 | 2 | 531 | 57 | 98.88 | 43 | 13.95 | 548 | 14.41 | 17 | 0.64 | | |
| | Mazagon ... | 36,773 | | | 488 | 469 | 957 | 375 | 425 | 800 | 529 | 107 | 1 | 637 | 151 | 98.15 | 157 | 17.32 | 568 | 15.45 | 22 | 0.73 | | |
| | Tarwadi ... | 40,717 | | | 485 | 386 | 871 | 248 | 262 | 510 | 358 | 68 | 2 | 426 | 80 | 99.53 | 311 | 10.51 | 433 | 10.63 | 22 | 0.77 | | |
| | 2nd Nagpada ... | 23,103 | | | 179 | 193 | 372 | 179 | 193 | 372 | 263 | 39 | ... | 302 | 64 | 98.05 | ... | 13.07 | ... | ... | 24 | 1.10 | | |
| F | Kamathipura ... | 44,585 | 1 | 1 | 349 | 349 | 698 | 352 | 344 | 676 | 484 | 76 | 1 | 561 | 90 | 95.73 | ... | 12.57 | 1,314 | 13.18 | 46 | 1.25 | | |
| | Tardeo ... | 31,986 | | | 228 | 266 | 494 | 217 | 255 | 472 | 347 | 49 | 2 | 398 | 67 | 98.27 | 23 | 12.44 | ... | ... | 27 | 0.97 | | |
| | Byonlla ... | 91,840 | | | 1,173 | 871 | 2,044 | 567 | 527 | 1,034 | 708 | 117 | 2 | 827 | 189 | 97.87 | 1,010 | 9.05 | ... | ... | 80 | 1.06 | | |
| | 1st Nagpada ... | 7,645 | | | 80 | 103 | 183 | 78 | 102 | 180 | 115 | 25 | ... | 140 | 31 | 93.96 | 3 | 18.31 | 928 | 9.38 | 5 | 0.77 | | |
| G | Parel ... | 60,196 | 1 | 1 | 494 | 532 | 1,026 | 395 | 466 | 861 | 615 | 133 | 3 | 751 | 94 | 97.91 | 165 | 12.48 | 671 | 11.15 | 30 | 0.65 | | |
| | Sewri ... | 28,645 | | | 331 | 285 | 616 | 243 | 263 | 506 | 344 | 64 | ... | 403 | 83 | 96.45 | 110 | 14.24 | 296 | 10.33 | 9 | 0.47 | | |
| | Sion ... | 56,444 | | | 2,361 | 1,309 | 3,670 | 468 | 486 | 954 | 687 | 178 | 6 | 771 | 175 | 98.97 | 2,716 | 13.66 | 671 | 11.89 | 18 | 0.68 | | |
| G | Mahim ... | 48,130 | 2 | 1 | 916 | 729 | 1,645 | 619 | 641 | 1,260 | 885 | 244 | 4 | 1,133 | 119 | 99.03 | 388 | 23.54 | 1,035 | 21.50 | 19 | 0.62 | | |
| | Worli ... | 1,19,790 | | | 3,084 | 1,768 | 4,852 | 569 | 586 | 1,155 | 828 | 147 | 5 | 980 | 167 | 99.29 | 3,697 | 8.18 | 1,038 | 8.67 | 60 | 0.66 | | |
| | Harbour, Docks, Railways and Unknown ... | 88,132 | | | 1,087 | 226 | 1,263 | 245 | 218 | 463 | 90 | 31 | ... | 121 | 341 | 99.18 | 800 | 3.17 | 124 | 3.25 | 3 | 0.06 | | |
| Total | | 11,75,914 | 17 | 7 | 24,933 | 14,431 | 39,364 | 8,311 | 9,456 | 18,267 | 12,444 | 2,899 | 56 | 15,399 | 2,550 | 97.96 | 21,097 | 13.10 | 14,866 | 12.64 | 678 | 0.69 | | |

YEARLY RETURN OF VACCINATION (EXCLUDING BANDRA AND KURLA) BY THE SUPERINTENDENT OF VACCINATION, BOMBAY, FOR THE YEAR 1921.

| Months, 1921. | PRIMARY VACCINATIONS. | | | | | | | | | | | | | | | | | | | | RE-VACCINATIONS. | | | | | | Remarks. | | | | | | | | |
|------------------|-----------------------|---------|--------|-------------|---------|------------|----------|---------------|-----------------|-----------------|---------------------|---------------|----------------------|-----------------|---------------|----------|---------------|---------------|----------|----------------------|------------------|----------|----------------|---------------|----------|--------|----------|--|-------|---------|-------------|---------------|----------|--------|---|
| | SEX. | | | CASTE. | | | | AGE. | | | | RESULTS. | | | | | | | | | SEX. | | RESULTS. | | | | | | | | | | | | |
| | Male. | Female. | Total. | Christiana. | Hindoo. | Musalmans. | Parsees. | Other castes. | Under 6 months. | 6 to 12 months. | Total under 1 year. | 1 to 6 years. | 6 years and upwards. | Under One Year. | | | 1 to 6 years. | | | 6 years and upwards. | | | Total Results. | | | Total. | | Number of primary operations in excess of persons. | Male. | Female. | Successful. | Unsuccessful. | Unknown. | Total. | Number of re-vaccinations in excess of persons. |
| | | | | | | | | | | | | | | Successful. | Unsuccessful. | Unknown. | Successful. | Unsuccessful. | Unknown. | Successful. | Unsuccessful. | Unknown. | Successful. | Unsuccessful. | Unknown. | | | | | | | | | | |
| January .. | 1,085 | 1,084 | 2,149 | 152 | 1,092 | 361 | 149 | 395 | 771 | 848 | 1,619 | 521 | 9 | 1,422 | 8 | 189 | 448 | 8 | 69 | 8 | .. | 3 | 1,877 | 11 | 261 | 2,149 | .. | 581 | 197 | 1 | .. | 727 | 728 | .. | |
| February .. | 1,209 | 1,182 | 2,401 | 238 | 1,272 | 357 | 167 | 267 | 871 | 938 | 1,809 | 682 | 10 | 1,559 | 12 | 240 | 469 | 10 | 113 | 18 | .. | .. | 2,028 | 22 | 353 | 2,403 | 2 | 3,075 | 1,234 | .. | .. | 4,309 | 4,309 | .. | |
| March .. | 935 | 1,062 | 1,997 | 188 | 1,013 | 348 | 128 | 325 | 823 | 668 | 1,490 | 488 | 19 | 1,242 | 8 | 240 | 364 | 9 | 115 | 12 | .. | 7 | 1,618 | 17 | 362 | 1,997 | .. | 1,508 | 589 | .. | .. | 2,097 | 2,097 | .. | |
| April .. | 664 | 795 | 1,459 | 78 | 824 | 191 | 97 | 339 | 646 | 492 | 1,138 | 309 | 12 | 905 | 22 | 211 | 232 | 5 | 72 | 6 | .. | 6 | 1,148 | 27 | 289 | 1,469 | .. | 6,095 | 1,683 | .. | .. | 7,778 | 7,778 | .. | |
| May .. | 519 | 540 | 1,059 | 89 | 656 | 96 | 10 | 868 | 516 | 335 | 851 | 202 | 6 | 702 | 19 | 137 | 155 | 4 | 43 | 4 | .. | 2 | 861 | 16 | 182 | 1,059 | .. | 1,850 | 392 | .. | .. | 1,942 | 1,942 | .. | |
| June .. | 522 | 654 | 1,176 | 41 | 690 | 99 | 41 | 805 | 601 | 439 | 940 | 211 | 25 | 775 | 45 | 120 | 174 | 7 | 30 | 6 | .. | 19 | 955 | 52 | 169 | 1,176 | .. | 2,210 | 818 | .. | .. | 3,028 | 3,028 | .. | |
| July .. | 567 | 622 | 1,189 | 33 | 693 | 160 | 43 | 280 | 511 | 495 | 1,006 | 180 | 3 | 681 | 27 | 98 | 139 | 5 | 39 | 8 | .. | .. | 1,023 | 32 | 184 | 1,189 | .. | 597 | 110 | .. | .. | 707 | 707 | .. | |
| August .. | 598 | 577 | 1,175 | 43 | 661 | 126 | 41 | 304 | 451 | 572 | 1,023 | 150 | 2 | 685 | 23 | 115 | 121 | 6 | 24 | 2 | .. | .. | 1,008 | 28 | 189 | 1,175 | .. | 117 | 14 | .. | .. | 131 | 131 | .. | |
| September .. | 575 | 659 | 1,234 | 30 | 625 | 122 | 28 | 429 | 466 | 551 | 1,017 | 218 | 4 | 865 | 34 | 114 | 180 | 7 | 26 | 3 | 1 | .. | 1,052 | 42 | 140 | 1,234 | .. | 85 | 7 | .. | .. | 92 | 92 | .. | |
| October .. | 528 | 507 | 1,035 | 41 | 585 | 102 | 11 | 316 | 378 | 497 | 875 | 157 | 8 | 733 | 25 | 116 | 125 | 4 | 28 | 2 | 1 | .. | 860 | 31 | 144 | 1,035 | .. | 47 | 7 | .. | .. | 54 | 54 | .. | |
| November .. | 672 | 715 | 1,387 | 48 | 898 | 193 | 70 | 273 | 446 | 727 | 1,173 | 211 | 3 | 1,019 | 18 | 186 | 188 | .. | 23 | 2 | 1 | .. | 1,208 | 19 | 169 | 1,387 | .. | 130 | 18 | .. | .. | 148 | 148 | .. | |
| December .. | 957 | 1,049 | 2,006 | 47 | 1,140 | 321 | 143 | 855 | 625 | 1,015 | 1,640 | 306 | .. | 1,452 | 15 | 173 | 313 | 6 | 4 | .. | .. | .. | 1,765 | 23 | 218 | 2,006 | .. | 79 | 14 | .. | .. | 93 | 93 | .. | |
| GRAND TOTAL. | 8,911 | 9,458 | 18,267 | 978 | 9,934 | 7,476 | 853 | 4,026 | 7,004 | 7,577 | 14,581 | 8,590 | 96 | 12,444 | 210 | 1,889 | 2,899 | 67 | 624 | 56 | 3 | 37 | 15,399 | 320 | 2,350 | 18,269 | 2 | 18,124 | 4,973 | 1 | .. | 21,096 | 21,097 | .. | |

N.B.—The statement includes vaccination performed by the Private Medical Practitioners and by the Medical Officers of the two Jails.

TABLE of Births registered and of Vaccinations under one year of age performed in the year 1921.

| Ward. | SECTIONS. | Total number of births exclusive of still-born. | Deaths under one year. | Number of Infants surviving. | Number of Infants vaccinated under one year. | Percentage of vaccinations to births registered. |
|-------|--|---|------------------------|------------------------------|--|--|
| A | Upper Colaba | 317 | 199 | 118 | 249 | 78.51 |
| | Middle and Lower Colaba... .. | | | | | |
| | Fort, Southern | | | | | |
| | Fort, Northern | | | | | |
| | Espianade | | | | | |
| B | Mandvi | 334 | 329 | 5 | 295 | 88.32 |
| | Chukla | 340 | 235 | 105 | 314 | 101.17 |
| | Umarchhadi | 1,058 | 586 | 472 | 656 | 62.00 |
| | Dongri | 459 | 312 | 147 | 420 | 91.50 |
| C | Market | 412 | 200 | 212 | 364 | 88.34 |
| | Dhobi Talao | 754 | 375 | 379 | 508 | 67.37 |
| | Fanaswadi | 400 | 253 | 147 | 356 | 89.00 |
| | Bhuleshwar | 462 | 303 | 159 | 446 | 96.55 |
| | Khara Talao | 473 | 277 | 201 | 383 | 80.12 |
| | Kumbharwada | 449 | 294 | 155 | 446 | 99.33 |
| D | Khetwadi | 710 | 338 | 382 | 535 | 75.35 |
| | Girgaum | 616 | 298 | 318 | 562 | 91.23 |
| | Chowpati | 283 | 99 | 183 | 238 | 84.31 |
| | Walkeshwar | 347 | 107 | 240 | 253 | 73.91 |
| | Mahalakeshmi | 471 | 304 | 167 | 463 | 98.30 |
| E | Mazagon | 817 | 547 | 270 | 642 | 78.58 |
| | Tarwadi | 910 | 437 | 373 | 429 | 52.96 |
| | 2nd Nagpada | 410 | 344 | 66 | 315 | 76.82 |
| | Kamathipura | 771 | 562 | 209 | 591 | 75.85 |
| | Tardeo | 523 | 413 | 110 | 408 | 78.01 |
| | Byculla | 1,460 | 1,380 | 80 | 885 | 60.61 |
| | 1st Nagpada | 146 | 65 | 81 | 149 | 102.05 |
| F | Parel | 1,040 | 639 | 401 | 706 | 67.88 |
| | Sewri | 483 | 550 | — 68 | 423 | 87.75 |
| | Sion | 854 | 859 | — 5 | 719 | 84.19 |
| G | Mahim | 915 | 577 | 338 | 968 | 105.79 |
| | Worli | 2,216 | 1,420 | 796 | 962 | 43.41 |
| | Harbour, Docks, Railways and Homeless | 1 | 9 | — 8 | 321 | |
| | Total | 19,125 | 12,751 | 6,374 | 14,581 | 76.24 |

Meteorological Data (Government Observatory, Colaba), Latitude 18°-53'-36", North, Longitude 72°-48'-56", East.

| MONTHS. | BAROMETER. | | | READING OF THERMOMETER. | | | | Mean Maximum Solar Radiation. | Difference between Dew-point Temperature and Mean Air Temperature. | Degree of Humidity, complete Saturation being 100. | Prevailing Direction of the Wind. | RAINFALL. | | |
|-----------|----------------------|----------|----------|-------------------------|-------------------|------------------------------------|--------------------------------------|-------------------------------|--|--|-----------------------------------|-----------------------|--|--|
| | Mean Daily Readings. | Maximum. | Minimum. | Mean Daily Range. | Mean Daily Value. | Number of Days on which Rain fell. | Total Fall of Rain during the Month. | | | | | Maximum Fall of Rain. | | |
| 1921. | In. | ° | ° | ° | ° | ° | ° | ° | ° | In. | In. | | | |
| January | ... 29.918 | 88.0 | 63.0 | 11.5 | 75.4 | 123.2 | 13.1 | 65 | N. | | | | | |
| February | ... 889 | 92.7 | 65.0 | 11.1 | 76.0 | 123.4 | 12.4 | 66 | N. N. W. | | | | | |
| March | ... 823 | 87.0 | 71.0 | 9.8 | 80.8 | 120.3 | 10.7 | 71 | N. W. | | | | | |
| April | ... 800 | 92.1 | 75.0 | 8.9 | 84.4 | 127.6 | 9.8 | 74 | W. N. W. | | | | | |
| May | ... 744 | 91.5 | 79.6 | 8.3 | 86.5 | 129.5 | 11.3 | 70 | W. | | | | | |
| June | ... 657 | 92.0 | 75.6 | 5.5 | 84.2 | 122.5 | 7.2 | 80 | S. W. | 16 | 26.79 | 7.68 | | |
| July | ... 639 | 88.0 | 75.2 | 4.2 | 80.9 | 109.2 | 4.4 | 87 | W. S. W. | 29 | 35.67 | 5.13 | | |
| August | ... 701 | 84.7 | 76.3 | 4.0 | 80.3 | 116.1 | 5.0 | 85 | W. S. W. | 28 | 10.37 | 3.58 | | |
| September | ... 779 | 84.5 | 74.3 | 4.9 | 79.9 | 119.3 | 5.4 | 84 | W. | 26 | 13.13 | 2.23 | | |
| October | ... 848 | 91.0 | 73.0 | 9.1 | 82.9 | 129.8 | 9.6 | 74 | N. | 2 | 0.06 | 0.04 | | |
| November | ... 942 | 87.8 | 71.5 | 11.5 | 79.7 | 129.5 | 12.1 | 68 | N. E. | | | | | |
| December | ... 943 | 86.5 | 68.5 | 11.4 | 77.4 | 126.0 | 12.0 | 67 | N. N. E. | | | | | |

INDEX

| | PAGE. |
|--|-----------|
| Administration and Divisions of the City | 31 |
| Analyst, Municipal, Annual Report | 49 |
| Appendix—Supplimentary Reports and Tables | 37 |
| Area and Population | 1 |
| Arthur Road Hospital—Annual Report | 39 |
| Births and Birth-rates... .. | 2 |
| „ by Months | 3 |
| „ „ Races | 3 |
| „ „ Sections | 3 |
| Certificates of the Cause of Death | 5 |
| Cholera... .. | 21 |
| Conservancy | 32 |
| Consumption | 22 |
| Deaths and Death-rate... .. | 4 |
| „ by Months | 7 |
| „ „ Occupation | 8 |
| „ „ Place of Birth | 8 |
| „ „ Races... .. | 6 |
| „ „ Sections | 8 |
| „ „ Sex and Age | 4 |
| „ —Causes of— | 5 |
| „ —Daily number of | 7 |
| „ from Principal Causes | 6 |
| Disinfection | 30 |
| Dispensaries—Municipal | 31 |
| Dogs—Destruction of | 33 |
| Epidemic Diseases | 17 |
| Food—Seizure of— | 33 |
| Hospitals—Isolation | 39 and 45 |
| Housing | 34 |
| Infant Mortality | 8 |
| Infant Mortality—Prevention of— | 13 |
| Infant Milk Depôts | 16 |
| Infant Welfare Centres | 16 |
| Infectious Diseases | 17 |
| Influenza | 21 |
| Legal Proceedings | 33 |
| Malaria, Ague and Remittent Fevers | 23 |
| Malaria—Anti-Malarial Work | 23 |
| Maratha Hospital—Annual Report | 45 |
| Maternity Homes | 15 |
| Medical Relief... .. | 31 |
| Meteorology of 1921 | 16 |
| Midwives—Municipal... .. | 14 |
| Milk—Adulteration of | 33 |
| Milk Depôts | 16 |
| Milk Sub-Inspectors | 32 |

| | PAGE. |
|--|-------|
| Municipal Analyst's Report | 49 |
| Municipal Dispensaries | 31 |
| Municipal Nurses | 14 |
| Notices under Municipal Act | 33 |
| Notification of Infectious Diseases | 19 |
| Nurses—Municipal | 14 |
| Phthisis | 22 |
| Plague | 19 |
| Population | 1 |
| Prosecutions | 33 |
| Small-pox | 21 |
| Still-births | 4 |
| Tuberculosis | 22 |
| Vaccination | 21 |
| Vaccination—Report of the Superintendent... .. | 57 |
| Veneral Diseases—League for Combating | 29 |
| Water Supply | 34 |
| Welfare Centres for Infants | 16 |