

7


ADMINISTRATION REPORT
OF THE
MUNICIPAL COMMISSIONER
FOR THE
CITY OF BOMBAY
FOR THE YEAR 1919-20.

SERVANTS OF INDIA SOCIETY'S
BRANCH LIBRARY
BOMBAY

BOMBAY :
PRINTED AT THE TIMES PRESS.

1920.

CONTENTS.



PART I.

	PAGES
STANDING COMMITTEE'S "REVIEW" OF THE REPORT	i-xvii
COMMISSIONER'S REPORT	1-20

ACCOMPANIMENTS.

1. FINANCIAL	... Report of the Chief Accountant, with Appendices ...	21-138
2. REVENUE	... { Report of the Assessor and Collector... ..	139-143
	... { Report of the Deputy Assessor and Town Duty Refund Officer	145-147
3. PUBLIC WORKS	... { Report of the Executive Engineer	149-187
	... { Municipal Building Construction	149-155
	... { Schemes—Overbridges, Roads, &c.	155-156
	... { Miscellaneous Works (including Plague Measures)	156-157
	... { Disposal of Town Sweepings	157-158
	... { Drainage	158-166
	... { Mechanical Branch	167-172
	... { Roads	173-180
	... { Footpaths... ..	180
	... { Tramways	180
	... { Public Lighting	181-182
	... { Private Building Construction (including setbacks)	182-187
	... { Report of the Hydraulic Engineer	189-197
	... { Report of the Chief Officer, Fire Brigade	199-207
	... { Report of the Superintendent of Gardens	209-217
	... { Report of the Curator and Secretary, Victoria and Albert Museum	219-221
	... { Report of the General Stores Department	223-231
4. LICENSES...	... Report of the Superintendent of Licenses	233-237
5. MARKETS Report of the Superintendent of Markets	239-244
6. EDUCATIONAL	... Report of the Schools Committee	245-288
7. AUDITORS' REPORT	285-300

PART II.

8. PUBLIC HEALTH...	{ Health Officer's Report	1-56
	{ Report of the Medical Officer-in-Charge, Arthur Road Hospital	57-62
	{ Report of the Medical Officer-in-Charge, Maratha Plague Hospital	63-66
	{ Report of the Municipal Analyst	67-74
	{ Report of the Superintendent of Vaccination	75-78
	{ Table showing Meteorological Data	79
	{ Vital Statistics of Health Officer's Report ..	80-142

Review by the Standing Committee of the Administration Report of the Municipal Commissioner for the City of Bombay for the year 1919-20.

Corporation and Standing Committee.

Mr. Cowasji Jehangir Readymoney, O.B.E., B.A. (Cantab.), was President of the Corporation, and Mr. Vasant Rao Anandrao Dabholkar, O.B.E., Chairman of the Standing Committee, for the year.

2. 118 meetings were held by the Corporation, and 53 by the Standing Committee. There were besides 97 meetings of Committees of the Corporation and 7 meetings of Sub-Committees of the Standing Committee.

Commissioner.

3. Mr. P. W. Monie, C.S.I., I.C.S., continued to hold the office of Municipal Commissioner for the City of Bombay upto 18th December 1919 when he was placed on special duty under Government upto 24th February 1920. From 25th February to 1st March 1920 he again held the office of Municipal Commissioner and then proceeded on combined leave with effect from the 2nd March 1920. Mr. H. B. Clayton, I.C.S., acted as Municipal Commissioner during his absence on both the occasions.

Financial.

4. The general financial position of the Municipality continued to be satisfactory. With taxation at the same rates as in the previous year, the year's income shows a net excess of Rs. 9,42,743 over that of the previous year, but the net result of the transactions shows a surplus of only Rs. 7,650 against Rs. 3,47,526 for the preceding year. The year opened with a Working Cash Balance of Rs. 75,09,317, including Rs. 13,67,073, being renewals of grants for 1918-19 and previous years Rs. 15,19,800, the contribution payable to the City Improvement Trust during the year under report, Rs. 1,00,000, the minimum cash balance required under the Municipal Act, Rs. 6,86,961, the value of stores in hand, and Rs. 86,001, the amount advanced for the purchase of plant and machinery, and closed with a balance of Rs. 75,16,967. Exclusive of Rs. 17,65,909, reserved for lapsed grants required to be renewed in 1920-21, Rs. 15,71,247, ear-marked for payment to the City Improvement Trust on 1st May 1920, Rs. 1,00,000, the minimum balance required by law, Rs. 6,07,799, the value of stores in hand, and Rs. 2,02,842, the value of plant and machinery, the real unhyponthecated Cash Balance at the close of the year stood at Rs. 32,69,170 against Rs. 37,49,482 at the close of the year preceding.

5. The property taxes, which are the stable sources of Municipal revenue, yielded in the aggregate Rs. 4,74,824 more this year than in the previous year at the same rates of taxation, whereas in the previous year the increased yield was Rs. 13,20,317 over the realizations of 1917-18. It appears that we can no longer depend upon the elasticity of this source of revenue until more favourable circumstances arise to give an impetus to the building activities in the city or the Rent Act is repealed or amended in favour of the property owners. In the meanwhile in view of the extraordinary growth of Municipal expenditure with the prospect of a further increase therein in the near future, which cannot be expected to

be met to the full extent by the existing sources of Municipal revenue, the Corporation have been compelled to consider proposals for extending the basis of taxation and for opening up fresh sources of revenue. In response to the Corporation's representation, Government have been pleased to amend the Municipal Act so as to raise the limit of General Tax from 12 per cent. to 17 per cent. They have also most opportunely come forward to help the Municipality by allotting to it $\frac{3}{4}$ ths of the net receipts from the recently imposed Cotton Duty. This is expected to bring in an additional revenue to the Municipality of about Rs. 12 lakhs. The Corporation have also represented to Government the desirability of revising the Schedule of Wheel Tax so as to prescribe higher rates of taxation for certain classes of vehicles. They have also appointed a Committee to consider proposals for converting the Town Duties into a Terminal Tax without any provision for refunds and to suggest other sources of revenue. It is high time also to make a representation to Government praying for a substantial contribution from their revenues towards the expenses of this Municipality as this City being of imperial concern has special claims for assistance from imperial and provincial revenues.

INCOME.

6. Although the rates of taxation were the same as in the preceding year, there was a rise of Rs. 9,42,743 in the income for the year, which beating all previous records, amounted to Rs. 1,83,16,927 against Rs. 1,73,74,185 for the previous year. In the preceding year the General Tax alone had contributed a net increase of about Rs. 8 lakhs in income as compared with the foregoing year owing to the erection of a large number of new buildings and a great enhancement in the rateable value of existing buildings. As these causes operated to a very small extent in the year of report, the increase contributed by the General Tax amounted to only Rs. 2,46,361. The Water and Halalkhore Taxes yielded Rs. 1,15,706 and Rs. 1,05,094 more than they did in the previous year. Other substantial increases were in Town Duties to the extent of Rs. 1,48,858 and in Miscellaneous Receipts to the extent of Rs. 1,00,078. The latter increase was due to the sale of certain lands and buildings and to the sale of set-forward land. A contribution of Rs. 1,17,411 was for the first time received from Government in accordance with the arrangement arrived at between Government and the Corporation in regard to the expenditure on primary education. Taking all the factors of expansion into consideration and eliminating all variable and unreliable sources of revenue, the Chief Accountant estimates the permanent expansion in the income of the Municipality at Rs. 11,00,000.

INCIDENCE OF TAXATION.

7. The following table shows the incidence of taxation per head of population for the last quinquennium :—

Year.	Incidence per head of population by census of 1911.
	Rs. a. p.
1915-16	12 9 8
1916-17	12 11 11
1917-18	13 9 4
1918-19	15 14 2
1919-20	16 9 2

The actual incidence of taxation must be taken to be considerably less as the population is estimated to have advanced over the census figure of 1911 by about 2 lakhs. Calculated on an estimated population of 12,00,000, the incidence would be about Rs. 13-8-5 for the year under review.

EXPENDITURE.

8. The total expenditure for the year reached the unprecedented figure of Rs. 1,83,09,277, an advance of Rs. 12,82,628 on the outlay of Rs. 1,70,26,649 for the previous year. Some of the principal factors contributing to this enhancement were as under:—

	Rs.
General Superintendence	39,459
Public Gardens	11,736
Fire Brigade	25,018
Public Works	3,68,106
Public Health Department	3,62,091
Markets and Slaughter Houses	1,25,173
Primary Education	4,05,585
Pensions and Gratuities	24,032
Grain Compensation and War Allowance	3,79,465
Contribution to the City Improvement Trust	3,67,112

Making allowances for all casual and non-recurring items, the Chief Accountant estimates the permanent increase in expenditure at Rs. 16,62,000 as under, against Rs. 13,16,000 for the past year:—

	Rs.
General Superintendence	20,000
Public Gardens	4,000
Fire Brigade	25,000
Public Works Department	57,000
Public Health Department	4,00,000
Markets and Slaughter Houses	20,000
Education, Primary	4,00,000
Pensions and Gratuities	20,000
War Allowance	3,50,000
Contribution to the City Improvement Trust	3,66,000
Total Rs. ..	16,62,000

It will be seen that Municipal expenditure has grown faster than Municipal revenue.

9. LAPSED-GRANTS, &c.—Out of the total sanctioned grants for expenditure aggregating Rs. 2,06,07,315, a balance of Rs. 22,98,039 remained unexpended at the close of the year. Of this Rs. 17,65,909 required renewal for expenditure in 1920-21, leaving as savings a sum of Rs. 5,32,130. The amount which required renewal shows an increase of Rs. 3,98,836, as compared with the amount for the previous year.

10. LOAN WORKS EXPENDITURE.—The expenditure on Loan Works during the year aggregated Rs. 14,60,695 against Rs. 22,10,033 in the preceding year, showing a decrease of Rs. 7,49,338. Besides this an expenditure of Rs. 5,61,967 was incurred on Loan Works out of advances from Surplus Cash Balance against a similar expenditure of Rs. 5,20,135 incurred during the preceding year. The total amount made available for expenditure on Loan Works was Rs. 63,12,200 out of which Rs. 20,22,662 were spent or a little over 32 per cent. against 54 per cent. in the preceding year. The inability to spend larger amounts during the year of report was, it is understood, due to difficulties experienced in getting materials, machinery and plant required for the works in some cases and in getting contractors in other cases.

11. PLAGUE EXPENDITURE.—The expenditure on plague operations during the year amounted to Rs. 1,18,404 against Rs. 1,26,506, showing a decrease of

Rs. 8,102. The total outlay on plague measures from its outbreak upto the close of the year under review aggregated Rs. 86,04,467.

12. STREET IMPROVEMENTS.—During the year, amounts aggregating Rs. 4,53,953 were made available for payment of compensation in respect of set-backs acquired. Against this sum, Rs. 3,85,853 were actually paid, leaving a balance of Rs. 68,099 which has been renewed for expenditure during 1920-21. The undischarged commitments upto 31st July 1920 in regard to set-backs already acquired and sanctioned to be acquired amounted to Rs. 9,18,363, against which the funds sanctioned aggregated Rs. 3,02,855 plus Rs. 65,725 realized by the sale proceeds of set-forward lands and recoveries of "indemnity moneys" during 1919-20 which will go to meet set-back payments. The excess of liabilities over funds available thus amounts to Rs. 5,49,783.

13. CAPITAL DEBT.—The loan of Rs. 30 lakhs obtained from the Bank of Bombay in 1918 on the security of 12 months' bills was renewed during the year for a further period of 12 months at the same rate of discount as in the previous year. A loan of Rs. 40 lakhs bearing interest at the rate of 6 per cent. per annum was also borrowed from the public in December 1919 by inviting tenders. The average rate obtained was Rs. 100-3-2 per cent. The currency of the loan has been limited to 30 years but the Corporation have reserved to themselves the right of redeeming the loan earlier at the end of ten years. The total Capital Debt of the Corporation thus increased from Rs. 7,69,06,639 to Rs. 8,09,06,639. Deducting from this Rs. 55,162 in respect of repayment in 1919-20 and Rs. 27,500 being the amount of the outstanding debentures of the Drainage Loan of 1878 redeemable on or prior to 1st January 1919, which is covered by a renewed grant, the outstanding debt at the close of the year amounted to Rs. 8,08,23,977. Against this debt, the total Sinking Fund Investments aggregated Rs. 2,31,81,476, leaving a net debt liability of Rs. 5,76,42,501 against Rs. 5,54,34,165 in the preceding year.

14. STORES AUDIT.—During the year the work of verifying stock was entrusted to an outsider and the result of his verification just reported to the Corporation is quite satisfactory. The stores in stock on the last day of the year were valued at Rs. 6,07,799 against Rs. 6,86,961 at the close of the preceding year, showing a decrease of Rs. 79,162. In the balance of surplus and obsolete stores, there was a slight reduction from Rs. 2,572 to Rs. 2,506.

Assessment and Collection of Taxes.

15. The number of properties on the Assessment Book increased from 64,670 in the previous year to 65,585 in the year of report. 6,722 properties were exempted from the General Tax as being of insignificant value against 6,558 in the year previous, and 2,328 non-Municipal properties were exempted under Section 143 of the Municipal Act against 2,444 in the preceding year. Under the same Section 1,897 Municipal properties were not assessed, being 28 more than in the previous year. The net result was an increase of 839 in the total number of properties assessed to the General Tax from 53,799 in the previous year to 54,638 in the year of report.

16. The rateable assessment of properties in the City rose from Rs. 7,46,87,830 in the previous year to Rs. 7,72,47,429 in the year of report, showing an increase of only Rs. 25½ lakhs as against the unprecedented advance of Rs. 1 crore and 34½ lakhs in the preceding year, about 47 lakhs out of which were accounted for by the Port Trust properties, the rest being due to the erection of new buildings and the revision of assessment. Opening with a gross assessment of Rs. 7,79,10,550, the year closed with an assessment of Rs. 8,58,18,734 against Rs. 8,29,75,130 at the end of the year previous. 2,596 complaints against assessments were made during the year against 4,975 in the preceding year. Only 18 appeals were made to the Chief Judge of the Court of Small Causes, of which 14 were settled out of Court, 3 withdrawn by the appellants and 1 is pending.

17. Inclusive of demands in respect of previous years amounting to Rs. 6,03,242, the total demand on account of property taxes aggregated Rs. 1,28,81,387 against Rs. 1,28,45,207 in the preceding year, showing an increase of Rs. 36,180. Out of this, Rs. 1,26,56,615 were collected against Rs. 1,22,19,501 in the preceding year, leaving an outstanding balance of Rs. 2,24,772 against Rs. 6,25,706 in the preceding twelve months. The net outstanding balance should, however, be taken at only Rs. 1,61,970, as bills aggregating 62,797 were recalled and cancelled.

18. The claims for drawback received and admitted during the year numbered respectively 5,142 and 1,505 against 6,120 received and 2,719 admitted in the previous year, and the amount of drawback allowed aggregated Rs. 24,483 against Rs. 44,322 in the preceding year.

19. The receipts from the General Tax inclusive of Fire Tax aggregated Rs. 77,58,035 against Rs. 75,04,011 in the previous year, showing an increase of Rs. 2,54,024. There was, also, an increase of Rs. 1,15,706 in the receipts from the Water Tax, which amounted to Rs. 30,93,308 against Rs. 29,77,602 in the preceding year. The Halalkhore Tax, inclusive of charges for special service, likewise, yielded an increased revenue of Rs. 19,39,162 against Rs. 18,34,067 realized in the year previous.

20. The receipts from the Wheel Tax aggregated Rs. 5,86,145, exclusive of Rs. 25,667 derived from the right of collecting tolls at the Mahim and Sion Causeways, against Rs. 5,80,140 realized from the tax in the year previous. During the year 3,412 four-wheeled vehicles were taxed against 3,525 in the preceding year and 3,471 in the year 1917-18, and 1,031 two-wheeled vehicles against 1,201 in the previous year. The number of motor cars and motor cycles taxed during the year also fell from 2,332 and 341 in the previous year to 2,326 and 258 respectively in the year of report.

21. The gross collections from Town Duties for the year aggregated Rs. 42,37,742 against Rs. 40,90,800 in the previous year and the refunds allowed in respect of goods exported amounted to Rs. 21,10,920 against Rs. 23,71,991. The net revenue thus amounted to Rs. 21,26,822 against Rs. 17,18,809, showing an increase of Rs. 4,08,013 which is due to heavier imports of wines and spirits, sugar, ghee and timber.

Public Works.

GENERAL BRANCH.

22. The year was one of unique and unprecedented difficulties for the Engineering Departments of the Municipality. The Executive Engineer reports that great difficulty was experienced in getting contractors to tender for works, that tenders had repeatedly to be invited without response, that when tenders were received, the rates were invariably very high and that there was besides a great shortage of materials, labour and transport due respectively to a heavy rise in prices and to outbreaks of epidemics in the labour classes and of rinderpest amongst bullocks. No wonder then that under such conditions only specially urgent works could be undertaken during the year, although plans and estimates were got ready for quite a large number of projects relating to markets, cemeteries, stables, chawls, ward offices, staff-quarters, hospitals, primary schools, sanitary conveniences, etc. Details of works completed and of works in progress are given at pages 149-154 of the report, which show satisfactory activity on the part of the Engineer's Department in spite of adverse circumstances. The registration of the class and floor area of tenements in new and altered buildings in the City started in 1914 was continued and 1,253 buildings were surveyed during the year for the purpose, the number of buildings surveyed since the commencement of the work totalling 6,899. No progress was reported in the previous year in connection with the work of revision of the valuation of Municipal properties and of preparing a complete inventory of them, which was in hand since October 1912, but it was understood that the special staff engaged on the work had almost completed it. Nothing again is

mentioned in this report about this important work. If it is completed, the Commissioner should submit to the Standing Committee and the Corporation a report on the subject, giving the result of the lengthy investigations made and a complete list of the Municipal properties with their revised valuations.

DRAINAGE.

23. The engines in the new pumping station at Love Grove worked fairly satisfactorily, but much trouble was experienced, as in the past, in coping with the excessive wear and tear of the pumps caused by the acid nature of the sewage and electrolytic action. An increased amount of detritus was recovered from the detritus chamber, while the average height of the sewage recorded was very much lower than in the previous year. The pumps in the old pumping station at Love Grove have done hard work for about 25 years and the question of their replacement is under consideration.

24. The work of constructing the New Low Level Outfall at Love Grove was proceeded with during the year but was discontinued, for the reason given below, after a further length of about 50 feet had been constructed making a total length of 2,018 feet of the outfall from the Engine House. This portion was by far the most difficult and dangerous section of the outfall that was ever carried out. The position now reached by the outfall has been considered a suitable one at which to stop further operations pending a decision on the proposals for the improvement, extension and modification of the sewerage system of the City and the probable transference of the main outfall to and beyond the north-east of the Island. The storm water sluices at Love Grove, Worli and Dharavi were repaired and maintained in good condition. The automatic gates introduced last year adjoining the spill weir on the storm water drain near Love Grove worked very efficiently and have transformed the storm water reservoir from a storage into a service reservoir as the water now discharges freely at every tide when the lock gates are opened.

25. The Love Grove Air Compressor Station did not give much trouble during the year, but the increased running of the Compressor Engines necessitated by the increased amount of sewage pumped of late by the Shone System resulted in one of the crankshafts breaking through fatigue. The Colaba Air Compressor Station, which is driven by electricity, worked satisfactorily and was assisted for some time by the steam plant as in the preceding years. The ejectors connected with these stations also worked fairly well.

26. Numerous works in storm-water drains were undertaken and completed with a view to preventing or abating the serious floods occurring annually in different parts of the City during the monsoon. Pipe sewers were laid in Argyle Road and Tulsi Pipe Road and in the private streets known as Vanzawadi, Mahomedan Street and Ghelabhai Street No. 1. The work of constructing an ovoid sewer from Matunga Station to the north of Dadar Station, which was taken in hand in the year 1918, was nearing completion. The work of extending the ovoid sewer from Matunga to Dharavi was making satisfactory progress.

27. While reviewing the report for the year 1918-19, it was stated that arrangements had been made through the kind offices of the Bombay Government and the Secretary of State for India to secure the services of Mr. John D. Watson, M. INST. C. E., Engineer to the Birmingham and District Board, to advise the Corporation in regard to the drainage and sewerage schemes for the north of the Island and as regards the sewerage of Bombay as a whole. Mr. Watson arrived in Bombay on the 20th December 1919 and spent nearly two months in minute investigation and inspection of sewers, storm-water drains, ejectors, dredgers and pumping plant, and explored not only the undrained districts of the City but also the neighbouring districts of Salsette and Trombay. He also made careful observations regarding the character of the sewage, silt, sludge and trade effluents. On the 26th January 1920 he reported on and approved of Mr. Mackison's revised scheme

for a main sewer from Grant Road *via* Sandhurst Road and the new Improvement Trust Road to Carnac Road and thence to the junction of Palton Road with Hornby Road. Before leaving for England about the 18th February 1920, he had a conference with the members of the Drainage Committee of the Corporation and discussed many points with them. His full report on the comprehensive scheme for the drainage and sewerage of the City is awaited with interest.

28. Out of 120 miles of pipe sewers, 13·12 miles of ovoid main sewers and 154 miles of storm-water drains, 32·53 miles of pipe sewers, 12·80 miles of ovoid sewers, and 34·87 miles of storm-water drains were cleaned, the quantity of silt removed being 1,866,159 and 8,846 tons respectively. Besides this an additional quantity of 1,925 tons of silt was removed from 32 catchpits on pipe sewers and 9 catchpits on main sewers.

29. During the year 332 street connections were made against 289 in the preceding year, at a cost of Rs. 17,717. In addition to these, 123 storm-water connections were made (costing Rs. 6,135) against 122 in the preceding year. 22 manhole frames and covers were provided over some of the storm-water drains in the City. 1,728 improved concrete covers were provided over storm-water entrances, the total number of covers fixed since their introduction in the year 1913 being 9,818. These covers have proved effective in arresting the breeding of mosquitoes.

STREETS AND BUILDINGS.

30. 3,556 building applications were received during the year against 2,668 in the previous year, the total number of buildings actually dealt with being 1,747 against 1,269, as it was frequently the case that two or more modified proposals were received in connection with one and the same building. 499 notices were issued for the removal of unsafe structures against 460 in the preceding year. This brought the number of such cases to 578, inclusive of 79 cases left pending at the close of the previous year. Of these, the requisitions in 439 cases including 75 cases pending from the previous year, were complied with, 11 were either cancelled or withdrawn, leaving 128 cases pending at the close of the year. 19 buildings or parts of buildings fell during the year against 9 in the year preceding. In 11 cases no injury was done, and in the remaining 8 cases, 24 persons were injured and 5 killed. Action was taken for the removal of 200 inflammable and insanitary huts, including 32 cases of huts pending from the previous year. Of these, the requisitions in respect of 145 cases, including 29 cases pending from the previous year, were complied with by the owners, notices in regard to 2 cases were cancelled, in 2 cases the huts were removed by the Municipality, in 1 case postponement was granted and 51 cases were pending at the close of the year. Out of 12 cases of unauthorized works, for the removal of which the sanction of the Standing Committee was obtained, including 2 cases pending from the previous year, in 1 case permission was granted to retain the works, in 7 cases the works were removed by the owners, and the remaining 4 cases were pending at the close of the year. In 46 cases action was taken under Section 378 of the Municipal Act, for the improvement of insanitary buildings, including 33 cases pending at the close of the previous year. In 23 cases including 15 cases of the previous year, the owners complied with the requisitions and the remaining 23 cases were pending at the close of the year. In all 1,098 prosecutions were instituted against 1,019 in the previous year. 430 cases were withdrawn on compliance with the requirements of the Department. In 230 cases the parties were warned and discharged, while 377 persons were convicted and fined and 61 cases were pending at the close of the year.

31. During the year under review the Road Department was greatly hampered in its work by short supply of road materials by the contractor and by the scarcity of labour and transport facilities. It was therefore impossible adequately to cope with the work of maintaining the existing road surfaces and of making good progress with new construction works. The area of roads metalled and patched during the year was 1,913,383 square feet against 3,742,068 square feet, and the total amount spent on repairs and maintenance was Rs. 6,94,825 against Rs. 6,57,183, the rate for full metalling working out at 2 annas 10 pies per square foot

against 1 anna and 9 pies per square foot in the preceding year. The higher rate for the year under review was due to the greatly increased cost of labour and carts and to the remodelling of a number of roads requiring greater depth of metal being laid on them. Seven roads or portions of roads covering an area of about 94,720 square feet were provided with rubble bottoming at a cost of Rs. 21,206. Out of 172 miles of roads, 33½ miles were disturbed in connection with pipes, cables, &c., against 32 miles in the preceding year. The operations of non-Municipal agencies such as the Tramways Co., the Gas Co., the Telephone Co., and the Tata Hydro-Electric Co., etc., were responsible for the disturbance of about 18 miles.

32. The work of cutting down a further portion of Sewri Cemetery Road so as to bring it to the level of the adjoining roads was still in progress. The work of widening the portion of Worli Road from the Post Office to the Channel was completed and the road opened to traffic on 10th December 1919. The construction of a new straight road from the junction of Purbhadevi Road and the proposed Foras Road to join Cadell Road was divided in three parts, out of which, the carriage way of one portion measuring about 1,500 feet was finished in all respects and the work of bottoming and metalling of the other portions was in progress. The construction of the first section of the Dadar Kumbharwada Road from the junction of Elphinstone Road and Tulsi Pipe Line to Saitan Chowki was taken in hand and properties were being acquired for the second Section from the Saitan Chowki to the junction of Lady Jamshedji Road and the Portuguese Church Street. Properties were acquired for the widening of Church Gate Street, Sonapur and Nesbit Lanes, Nakhoda and Abdul Rehman Streets, 1st Marine Street, and the junction of DeLisle Road with Arthur Road. Buildings on the land behind Church Gate Street have been removed and arrangements are being made to sell the surplus land by public auction. Proceedings for the acquisition of properties for the Dalal Street and Apollo Street Scheme and for the Masjid Bunder Road are pending before the Land Acquisition Officer. The awkward corner at the junction of Church Gate Street and Queen's Road Band Stand was improved by acquiring a plot of Government land measuring about 50,923 square feet and throwing it into the roadway. The Corporation having sanctioned the construction (1) of a 60 feet road from the Mahim Station to Lady Jamshedji Road and (2) of two proposed roads and a Park extending between Purbhadevi Road and Dadar Kumbharwada Road in connection with the Mahim Development Scheme, the acquisition of almost all properties for the first road has been effected and the work of its construction will shortly be taken in hand. Arrangements have also been made for the acquisition of much of the land required for the second work. Nine new roads were taken over from the Bombay Port Trust and the City Improvement Trust and declared public. Action was taken under Section 305 of the Municipal Act for the improvement of 7 private streets. In 18 cases work under that Section was in progress and in 12 cases it was completed. In one more case work under Section 377 (1A) was in progress and in two cases it was completed. On ten roads new footpaths were formed and the footpaths existing on six roads were paved. 273 new roadside trees were planted in various roads. Twelve street-refuges with gas lamps were provided on 5 roads and 1 tram shelter was erected on Esplanade Road near the Flora Fountain.

TRAMWAYS.

33. New double tram tracks measuring about 10,330 feet were laid along Esplanade Road from Dhobi Talao to Flora Fountain and along Sandhurst Road from Frere Road westwards, and about 870 feet of single track was laid along Sussex Road junction (Connaught Road) and Esplanade Road. A new tramway siding about 112 feet in length was laid on Thakurdwar Road. The total number of cars run by the Tramways Company on their lines was 245 of the aggregate carrying capacity of 17,113 passengers, against 221 cars in the previous year of the total carrying capacity of 11,702 passengers.

OVERBRIDGES.

34. No further progress was made during the year by the Railway Companies towards the construction of the remaining overbridges required on their

lines. They are possibly still awaiting the return of favourable circumstances to take the works in hand. In view, however, of the growing population of the City and the increased facilities required for vehicular and other traffic, the construction of several of the overbridges, especially the DeLisle Road Overbridge and the Dadar Overbridge, can hardly brook any further delay.

LIGHTING.

35. 6,899 gas lamps were maintained during the year at a cost of Rs. 3,93,973 including the cost in respect of 35 electric lamps provided at various junctions. The number of kerosene oil lamps was 1,195 on which the net expenditure was Rs. 43,076. The number of additional lamps provided during the year was 238, there being a net increase of 217 in the number of gas lamps and 21 in the number of kerosene oil lamps as against an increase of 5 and 22 lamps respectively during the preceding year. Despite this increase in the number of lamps, there was a decrease of Rs. 54,514 in the cost of maintenance over that of the preceding year, due to better rates offered by the Gas Company when renewing their contract for the lighting of the City for a further period of two years from 1st March 1919.

WORKSHOPS.

36. The value of departmental and private work turned out at the Workshops has been computed at Rs. 4,39,856 against Rs. 4,07,262 during the preceding year, the net result of the year's transactions being a balance of Rs. 23,169 in favour of the Workshops against Rs. 26,743 in the year previous. A complete inspection of small workshops and factories coming within the purview of the Municipal Act was carried out. 356 applications for licenses and 469 cases in connection with the casting of metal, blacksmiths' shops and nuisance due to smoke or smell were disposed of during the year.

WATER WORKS.

37. The Water Works were maintained in a state of efficiency throughout the year. A serious breach, however, occurred in the Tansa Aqueduct in the vicinity of Mulund on 27th July 1919. Prompt measures were taken to repair it and the supply was restored on 31st July 1919. With a view to protecting the gathering grounds of the Tansa Lake, steps have been taken to acquire the whole of the catchment area now in private occupation. The preliminary survey in connection with the extension of the Tansa supply was completed during the year and subsequently definite proposals with detailed plans and estimates have been submitted to the Corporation and approved after careful scrutiny by the Water Supply Committee and by experts on the subject. Works in connection with the installation of mechanical filters at Tulsi Lake and raising the height of the dam, installing pumping and filtering plants, etc., at the Powai Lake were also in progress but owing to labour trouble the progress made was not satisfactory. The concrete roofing over Reservoir No. 2 at Malabar Hill was completed and the whole area was converted into a public garden. A further extension of the Reservoir and garden on the western side will shortly be undertaken.

38. The rainfall for the year at all the lakes was higher than that of the preceding year. At Tansa Lake the rainfall was 108·86 inches against 61·83 inches in 1918 and was 5 per cent. above the average for the preceding five years; at Vehar it was 83·96 inches against 42·05 inches in 1918 and was 9 per cent. below the average; at Tulsi it was 122·02 inches against 57·84 inches in 1918 and was 24 per cent. above the average. Tansa Lake overflowed continuously from the 26th July to 11th October 1919. Tulsi and Vehar Lakes did not overflow.

39. 573 new water connections were made and 25 were cut off for various reasons, of which 15 were restored. There were therefore 26,785 connections

against 26,222 at the close of the preceding year. Of these, 1,993 were metered against 2,030 in the year 1918-19.

40. 10,597 underground and 17,611 aboveground leaks or defects were detected and remedied by the Waste Prevention Branch of the Water Works Department. In the latter figure are included 3,181 taps found out of order and 394 taps left open. Owing to these leaks or defects water to an extent of about 565,045 gallons per hour was running to waste. In the preceding four years about 1,170,220, 886,895, 2,005,265 and 1,996,720 gallons of water per hour was found running to waste owing to such defects. These figures are the aggregate totals of water running to waste owing to a great number of leaks detected and do not mean that this quantity of water was actually running to waste at those high rates at any one time throughout the year, yet the leakage stopped by the Water Department was very considerable. With a view to detecting and remedying these defects more promptly than before, the Commissioner has, it is understood, engaged additional staff since the year 1920-21 for the purpose and it may be hoped that better results will be reported next year. The length of main examined for the first time during the year of report was 475 feet against 6,651 feet in the previous year, but the length of main subjected to second and subsequent tests was 1,862,426 feet against 1,840,228 feet in the preceding year. The total length of mains of all sizes sounded was 58 miles and 413 feet. The work of renewing and replacing existing water mains in the City and of laying additional mains was continued during the year and about 31,383 feet of new pipes were laid.

Fire Brigade.

41. Throughout the year the Fire Brigade was maintained in a state of thorough efficiency. There were 470 calls to fires, of which 72 were false alarms. The fire alarm system continued to work satisfactory. Of the 470 calls to fires, about 50 per cent. were received through fire alarms as in the preceding year, proving their continued utility. Erection of 35 additional alarms, which could not be taken in hand in the early part of the year for want of material, is now well in hand and it is expected that the whole system will be in working order shortly. The actual number of fires was 285 against 291 in the previous year. Of these, 136 fires were extinguished by the Brigade and 149 were extinguished before its arrival. The total damage to property by fire is estimated at Rs. 38,47,907 against Rs. 41,52,374 in the preceding year, showing a decrease of Rs. 3,04,467. Of the total estimated damage, the disastrous fire which occurred at the Chotani Saw Mill at Sewri Bunder on 16th March 1920 was alone responsible for loss of property estimated at Rs. 10,00,000. There were besides ten other serious fires which accounted for a total damage estimated at Rs. 21,20,500. Of the total amount of damage, Rs. 35,86,162 represented insured, and Rs. 2,61,745 uninsured property. Four persons lost their lives at the fires during the year and five persons received such injuries that they subsequently succumbed thereto. Seven more persons received minor injuries and have since recovered. Forty-seven persons were rescued by escapes, &c. The Brigade attended at 11 cases of fallen houses, at which 3 persons lost their lives, 4 persons received such injuries that they subsequently succumbed thereto, and 19 persons received slight injuries. Despite low pressure due to intermittent supply in certain localities, the water supply on the whole was satisfactory throughout the year. Sea water was also used at some of the fires.

42. The Brigade inspected 180 premises in connection with dangerous trades, etc., and 37 theatres, cinema halls and circus tents. During the war period no improvement was possible in any of the older stations for the accommodation of modern appliances. During the year under review, however, a scheme was prepared and approved by the Corporation for building new fire brigade stations in Fort, Sewree and Dadar and for remodelling the Gowalia Tank and Mahim Stations. On the representation of the Port Trust Authorities the Corporation also approved of a scheme for building an additional station at Frere Road for the better protection of the docks and bunders.

Public Gardens.

43. With the exception of Sir Cowasji Garden at Mahim which continued to be occupied by Health Camps, the remaining 9 Municipal Gardens were available to the public for purposes of recreation as usual. Beyond throwing open the foot-path within the Victoria Square for public use, no progress was made during the year in adding to the attractiveness of the place. The number of visitors at the Victoria Gardens in the year of report was 2,027,387 against 1,558,334 in the year previous, showing a large increase of 469,053. This increase was partly due to the popularity of the gardens and partly to the influx of people in the city. The total number of visitors was the highest on record excepting the year 1908. The number of band performances at the Gardens was 11 against 16 in the previous year, whilst the performances at the Esplanade and Chowpatty Bandstands were 72 and 12 against 43 and 15 in the previous year respectively. The increase in the performances at the Esplanade Bandstand was due to the addition of a monsoon programme of 28 performances. The gardens were kept in good condition in spite of deficient supply of water as in the preceding year.

44. Among the animals born in the gardens during the year were 1 Persian Gazelle, 4 Sambar Deer, 2 Spotted Deer, 1 Wallaby and 7 Lion cubs. The climate of Bombay being prejudicial to the rearing of young carnivorous animals, 3 out of the 7 lion cubs were sold and the remaining 4 are also proposed to be sold. Among other additions to the Zoo at the Victoria Gardens may be noted one Lioness presented by H. H. the Maharajah Sir Pratapsinghji, Regent of Jodhpore, two Leopards by H. H. the Nawab Saheb of Balasinor, and one Himalayan Bear cub by Mr. J. Mullen. The best thanks of the Municipality are due to these and other donors for their valuable gifts. The elephant in the gardens which was persistently ailing for about two years has now fortunately almost recovered and will be available to the public for rides shortly. The Camel which was available for rides upto July 1919 having taken ill in that month ultimately died on the 7th January 1920. Another camel has been purchased to take the place of the deceased. There was fortunately no outbreak of any contagious or infectious disease amongst the animals in the gardens except a case of foot and mouth disease in the Persian Gazelles. Colonel Liston and his Staff at the Parel Bacteriological Laboratory kindly made *post mortem* and bacteriological examinations of dead animals in the gardens as usual, for which the thanks of the Corporation are due to them. Thanks are also due to the B. B. and C. I., the G. I. P., and the Bengal Nagpore Railways and the B. I. S. N. Company for granting for free passes for the transport of Municipal animals and their attendants.

45. VICTORIA AND ALBERT MUSEUM.—The Museum was open to the public during 308 days of the year. The total number of visitors was 1,140,800 against 954,483 in 1917-18, giving a daily average of 3,704 against 3,069 in the preceding year. Amongst the gifts made to the Museum during the year may be mentioned 2 specimens of ancient Egyptian glass supposed to have been made between 900 and 700 B. C. presented by Mrs. Cecil L. Burns, a medal struck for recruiting work done in India during the time of the late war and a small gift case containing a photograph of H. R. H. Princess Mary and a bullet shaped pencil, presented by the Government of India, an article of underwear supposed to have been made of paper and used by the Germans, presented by Mr. Parbhu Sawh from British Guiana, a collection of 22 photographs of the early Parsee shipbuilders employed under the East India Company, together with some photographs of silverware presented to them by Government for the services rendered by them and a small note giving briefly the life-history of each of the shipbuilders, presented by Mr. S. A. Wadya, and a Photograph of Queen Catherine, wife of King Charles II presented by Mr. S. T. Sheppard. The thanks of the Corporation are due to these and other donors for their valuable and interesting presents.

Health Department.

46. The year 1919, like the preceding year was marked by overwhelming ravages of a series of epidemics, Cholera, Small-pox, Plague and Influenza, though

their incidence, except in the case of Cholera, was much milder than in 1918. The first three epidemics together lasted for over 30 weeks out of 52 weeks of the year whereas the last one was prevalent throughout the year. The total number of deaths from all causes rose from 58,388 in the previous year to 68,610, being the highest ever recorded, since the year 1901, giving a death-rate of 70·04 against 59·61 in the preceding year. The toll taken by each of the principal diseases except Plague and Small-pox was higher than that of the year 1918 and also higher than the quinquennial average of the years 1914-18 except in regard to Plague. It was likewise higher than the decennial mean of the years 1909-18, except in regard to Plague and Malaria.

47. From 1915 the general mortality of the City is rising steadily from year to year. It has increased from 23,681 in 1915 to 30,574 in 1916, to 33,390 in 1917 to 58,388 in 1918 and to 68,610 in 1919. It is high time for the Health Officer to make thorough investigations into the causes of the growing impairment of public health and to suggest measures for reducing the high rate of mortality.

48. 20,730 births were registered during the calendar year 1919 against 21,733 during the preceding twelve months. The birth-rate for the year was 21·16 against 22·18 in 1918. The number of registered births does not, however, represent the whole of the infant population of Bombay, inasmuch as a considerable number of children of mothers belonging to the City, but born outside it and brought into the City after birth is not registered. During the year under review 3,699 such children were vaccinated. Taking these into account as well as those who may have escaped registration, the probable infant population of the City has been computed at 27,114, giving a birth-rate of 27·71.

49. Of the 68,610 deaths 8,455 were ascribed to Cholera which reached epidemic proportions in the week ending the 14th December 1918 and did not decline to the sporadic stage till the week ending the 1st March 1919. In addition to the usual sanitary measures, prompt measures were taken to bring the disease under control by organizing popular lectures, putting up posters, distributing leaflets advising the people as to the steps to be taken, and by offering free anti-cholera inoculation at the Municipal dispensaries and at other important places.

50. Small-pox was the second epidemic to visit the City and accounted for 780 deaths as against 1,024 deaths in the preceding year. It was prevalent throughout the year and became epidemic in the week ending 22nd March and continued so till about the end of the third week of June. The usual facilities were provided for the vaccination of Hajis, and out of 9,218 pilgrims, who left Bombay for the Haj from April to the end of September, 9,001 were vaccinated in Bombay before embarkation. Facilities were also afforded to the public for vaccination and re-vaccination, and 31,618 persons were vaccinated. Of these, 14 669 were primarily vaccinated and 16,949 re-vaccinated.

51. Plague, which levied a toll of 702 deaths as against 1,143 in the previous year, prevailed in the City in an epidemic form from the 5th April to the end of May. The mortality from the disease was the lowest since its outbreak in the year 1896 except for the year 1915 when it was 599. The usual preventive and precautionary measures, *viz.*, inoculation, rat-destruction, evacuation and disinfection were continued during the year which was the 24th year since its appearance in the City in 1896.

52. Influenza was prevalent throughout the year but assumed epidemic proportions only in May and June. It was, however, not as virulent as in the preceding year and accounted for 1,942 deaths as against 3,964 in 1918.

53. All communities except Europeans registered an increase in the death-rate during the year as compared with the previous year. The lowest mortality

recorded was among the Europeans being 25·55 against 29·09 in the preceding year. The Parsees followed the Europeans with a death-rate of 29·80 against 27·50 in 1918. The death-rate amongst the Anglo-Indians was the next lowest, being 42·55 against 42·02. Amongst the Jews it was 49·11 against 40·16, and amongst the Indian Christians 59·74 against 53·66, and amongst the Mahomedans 63·21 against 61·18 in the previous year. If the small community of Buddhists, which recorded the unprecedented death-rate of 133·21 against 128·02 in 1918, be excluded, the Hindus recorded the highest death-rate of 76·51 against 62·64 in 1918. It must be noted that these percentages are based on the Census figures for 1911 and that consequently they are somewhat misleading.

54. The diseases of the Respiratory System exacted as usual the heaviest toll during the year, viz., 24,055 against 23,487 in the preceding twelve months. Cholera occasioned the next highest number of deaths, viz., 8,455 against 1,662 in 1918. Fevers recorded the next lower number of deaths, viz., 5,620 against 4,553 in the previous year. Diarrhoea and dysentery were together responsible for 4,457 deaths against 2,797 in the year previous. Diseases of the Nervous system accounted for 2,955 deaths against 2,749 in the year 1918. Tuberculosis caused 2,780 deaths against 2,513 in the preceding year. Measures for the prevention and treatment of tuberculosis are being taken vigorously by the King George V. Anti-Tuberculosis League in close co-operation with the Health Department. The League opened a Tuberculosis Sanatorium on Bhoiwada Hill at Parel in April 1919 and 57 patients took advantage of it between April and December 1919. Of the 2,780 deaths due to Tuberculosis, 2,487 deaths were due to phthisis, being 241 more than in the preceding year.

55. In the year of report there were 13,534 deaths among infants upto one year of age, showing an increase of 705 over the high figure of 12,829 for the preceding year. The death-rate per mille of births registered was 652·8 against 590·3 in 1918. From the following statement given in the Health Officer's report, it will be observed that of the 20,730 live births registered during the year, 14,117 or 68·1 per cent. occurred in families living in a single room tenement or sharing it with others, that the number of deaths among such was 11,736 or 83·1 per cent. of the births, that the proportion varied inversely as the number of rooms occupied, being 56·4 per cent. in the case of two-room tenements, 35·8 per cent. in the case of three-room tenements, and 18·9 in families occupying four or more rooms, and that the lowest percentage of the infant mortality (11·17) was among the children born in Hospitals :—

	1 room and under	2 rooms.	3 rooms.	4 or more rooms.	Road side.	Hospitals.	Total.
Births	14,117	1,988	402	507	46	3,670	20,730
Infant mortality .. .	11,736	1,123	144	96	25	410	13,534
Infant mortality per 100 births registered	83·13 76·72	56·49 49·88	35·82 37·47	18·93 23·87	54·34 133·83	11·17 7·92	65·28 59·03

56. The Municipal Nurses and Midwives attended 1,028 confinements against 1,382 in 1918 and paid 17,448 house-to-house visits against 23,883 in the previous year. This decrease in work was due to the nurses having been detailed for duty at the Municipal Hospitals during the prevalence of epidemics owing to the difficulty of obtaining temporary nurses for the purpose and to several of them proceeding subsequently on leave. 673 women were admitted in the Municipal Maternity Home at Bellasis Road, of whom 610 were confined against 600 confined in the preceding year out of 648 cases admitted. In the Home at Parel which

was taken over by the Municipality from the Lady Willingdon Scheme on 1st May 1918, 334 women were confined out of 432 admitted. Out of the donation of Rs. 5,00,000 received from the estate of the late Mr. Mahomed Haji Saboo Sidick for the purpose of providing additional maternity accommodation one more Home was started from 1st June 1919 at Imamwada Road opposite the Mogul Musjid. In this Home, 102 women were admitted, of whom 76 were confined. Further measures towards the reduction of infant mortality were continued with the help of the Bombay Sanitary Association and the Lady Willingdon Scheme. The latter organization having been closed on 1st March 1919, the remainder of its activities together with the balance of its funds passed into the hands of the Ladies' Committee of the "Infant Welfare Centres." This Committee with Her Excellency the Hon'ble Lady Lloyd at their head have undertaken to continue the work in connection with the Infant Welfare Centres and to open such 'Centres' in the different parts of the City and to provide through them (1) advice and instruction to mothers as to infant management, (2) Medical aid and advice to infants (3) Day Nurseries (creches), and (4) Appropriate home visiting. The Committee opened two such 'Centres', one at Sleater Road on 2nd April 1919 and another at Imamwada in B Ward in December 1919. Dr. Mrs. J. R. Dadabhoy, M.D. (London), has been in charge of these 'Centres' as Honorary Physician.

57. 95,352 persons availed themselves of the free medical aid given at the Municipal dispensaries against 107,745 in 1918. Of these, 2,410 patients were seen at their houses. The number of persons treated at the Aided Charitable Dispensaries at Colaba and Victoria Bunder was 7,848 of whom 67 were seen at their houses. 2,715 notifications of Infectious Diseases were received during the year from Medical Practitioners against 1,962 during the preceding twelve months.

58. A League for combating Venereal Diseases was inaugurated in the year 1917 at the instance of the Bombay Sanitary Association. Since February 1918 the League has run a Dispensary at Lamington Road well equipped with all the necessaries for free diagnosis and treatment of Venereal Diseases by modern methods. During the year under review 1,296 patients took advantage of the League's Dispensary as against 964 in the preceding year showing that it is proving to be a very great strategic centre in the crusade that has been undertaken by the League.

59. Owing to the outbreaks of several epidemics during the year as noted above, a large amount of work was thrown on the authorities in charge of the Municipal Infectious Diseases Hospitals as in the previous year. There were 2,196 admissions to the Arthur Road Hospital against 3,322 in the previous year. Of these, 1,103 were cases of Cholera, 682 of Small-pox, 77 of Influenza, 59 of Chicken-pox, 26 of Measles, 6 of Relapsing Fever and 1 of Diphtheria. 785 cases proved fatal, 554 being Cholera cases, 169 Small-pox, 16 Influenza, 3 Relapsing Fever and 1 Diphtheria. There was no fatality amongst the Chicken-pox and Measles cases. The incidence of Small-pox mortality amongst the vaccinated and the unvaccinated was 10.0 and 40.9 per cent. respectively, proving as usual the efficacy of vaccination in reducing the case-mortality rate amongst those protected by it. The admissions to the Maratha Hospital numbered 1,472 against 1,198 in 1918. Of these, 452 were cases of Relapsing Fever, 189 of Plague, 176 of Influenzal Pneumonia, 116 of Small-pox, 101 of Measles, 89 of Chicken-pox, 46 of Mumps, and 10 Cerebro-Spinal Meningitis. In all 514 cases proved fatal. Of these, 145 were cases of Plague, 142 of Relapsing Fever, 91 of Influenzal Pneumonia, 26 of Small-pox, 11 of Measles, 1 of Chicken-pox and 9 of Cerebro-Spinal Meningitis.

60. 5,986 articles were examined in the Municipal Laboratory during the year, showing a decrease of 400 in the number of samples examined during the year previous. Of the 5,986 samples examined during the year, 2,316 were

examined chemically and 3,670 bacteriologically. 2,096 lbs. of rat poison were prepared in the Laboratory during the year against 2,916 lbs. in 1918. 658 capillary tubes of Glycerinated Vaccine were examined for the presence of pathogenic micro-organisms, before being used for the Vaccination Department, and in none of the tubes were the organisms detected. The special work of analysing samples of sewage for furnishing the necessary particulars regarding the character of the Bombay sewage to the expert Mr. J. D. Watson of Birmingham, whom the Corporation had engaged to advise on the question of the sewerage of the City, was carried out in the Laboratory and 734 samples of sewage and 57 samples of mill effluents were analysed between September and December 1919.

Licenses.

61. The number of licenses issued increased from 12,158 in the previous year to 12,617 in the year of report which resulted in the receipts being advanced from Rs. 1,30,321 to Rs. 1,36,215, the largest ever realized. 946 prosecutions were instituted during the year and the total amount of fines inflicted was Rs. 17,261.

Markets.

62. The twelve Municipal Markets were maintained during the year and a new temporary fruit and vegetable Market was opened at Musjid Bunder on 8th September 1919. The receipts from the Markets and Slaughter Houses increased from Rs. 7,28,672 in the previous year to Rs. 7,58,658. This enhancement was principally due to the increase of Rs. 28,400 in the realizations during the year from the sale of rights for recovering feeding and fair ground fees over those of the past year. There was also an increase of Rs. 1,271 in the receipts from Stall Rents and Squatters' Fees collected departmentally.

63. The quantity of unwholesome food destroyed during the year was 220,184 lbs. against 388,946 lbs. in the preceding year. The quantity of contraband meat seized and destroyed was 7,296 lbs. against 8,583 lbs. in 1918-19.

64. The twelve cheap grain shops opened in the preceding year by the Municipality in various parts of the City and the two carts fitted up as travelling shops were maintained at the commencement of the year and four more shops were added. As 9 shops out of these were later on found not to work satisfactorily, they were closed and the rest of the shops were re-organized and maintained in 7 localities. Grain worth about Rs. 1,18,000 was sold at cost price at these shops, the net result being a loss of Rs. 12,084. This measure seems to have given some relief to the poor and helped to keep down the prices of grain in adjoining shops in the locality. The system of sale on credit introduced for the benefit of the Municipal Staff was taken advantage of by the Staff and grain worth Rs. 3,382 was sold to them.

Primary Education.

65. The administration of Primary Education in the City showed marked and all-round progress during the year under review, except in regard to the provision of sanitary and suitable buildings for the schools. 17 new schools were opened, 12 Marathi (including 3 night schools), 2 Gujarati (including one Nirashrit School) and 3 Urdu. The number of Municipal Schools for the Depressed Classes increased from 17 to 19 and of Night Schools from 6 to 9. There were in all 250 Schools with 28,228 pupils against 233 schools with 26,832 pupils in the preceding year, showing an increase of 1,396. These figures are for the 31st of March for each year. The number of Aided Schools increased from 163 to 173 and the number of pupils attending these schools rose from 16,181 to 16,884. These Aided Schools received a total grant-in-aid of Rs. 89,413 against Rs. 85,373 in the preceding year. The Schools Committee's receipts for the year aggregated Rs. 12,85,632 and the expenditure was Rs. 12,87,211 against Rs. 8,53,437 in the year previous, the increase

being due mostly to the revision of the scales of salaries of teachers and to the opening of new schools, provision of better quarters and equipment for some schools, employment of additional teachers and of several Special Teachers for teaching special subjects, the enlisting of additional schools for grants-in-aid and the increase in grants given to Aided Schools. The average cost per pupil rose from 28.6 in the previous year to 42.4 in the year under review. In accordance with the arrangement arrived at with Government in regard to the expenditure on primary education, a contribution of Rs. 1,17,411 was for the first time received from Government during the year.

66. The ratio of trained teachers to untrained teachers was 354 to 297 in the Marathi Schools, and 206 to 96 in the Gujarati Schools. In the Urdu Schools, however, it was 62 to 260. Efforts to increase the proportion of trained teachers were continued during the year, with the result that at the end of the year there were 622 trained teachers out of 1,275 as against 544 out of 1,163 at the end of the previous year, showing an increase from 47 to 49 per cent. An increase of 20 was obtained in the 75 places reserved previously for the Committee's stipendiaries in the Poona and Ahmedabad Government Training Colleges for Males and Females in addition to 5 more places for teachers deputed on full pay. As a supplement to this arrangement, Training Classes were also organized by the Schools Committee at Bombay itself for training such of the teachers as could not go or be sent to the Government Training Colleges. These classes together with those conducted by the Seva Sadan Society and Vanita Visram Authorities promise to supply within a short time almost all the teachers required by the Municipal Schools with minimum training qualifications.

67. Owing to conditions arising out of the war, no progress could be made with the work of constructing additional school buildings. Great difficulties were experienced in finding out suitable premises for the new schools opened during the year and only 2 of the old schools could be transferred to better premises. Additional accommodation was, however, secured for 8 schools.

68. The experimental measures sanctioned by the Corporation for the medical inspection of Municipal School children for an additional period of three years commencing with the 1st March 1917 were continued during the year. In all 9,158 children of 164 schools were examined during the year. The total number of children examined during the three years 1917-19 was 29,404, of whom 20,681, *i.e.*, about 70 per cent. were found to have some defect or ailment. Intimations regarding the defects or ailments of the children examined were sent to their parents in 12,197 cases and in 3,777 cases ailment cards were issued for treatment of the children at the Municipal Free Dispensaries.

69. During the year three substantial benefactions were received and accepted by the Corporation on the recommendations of the Schools Committee, *viz.*, (1) Rs. 10,000 in Port Trust Bonds from Mr. Laldas Purbhudas for the benefit of the Municipal Fort Gujarati Girls' School, which has been since named after his deceased wife Bai Rambhabai; (2) Rs. 10,000 in Port Trust Bonds from Mr. Ratansi Mulji for the benefit of the Walkeshwar Gujarathi Boys' School; (3) Rs. 23,000 in 3½ per cent. Government Paper from Mr. Raghunathdas Gopaldas and Rs. 2,500 in Port Trust Bonds from Bai Navalbai, daughter of Mr. Raghunathdas, for the benefit of the Anantwadi Gujarathi Boys' School, which has been since named after the late Mr. Nagardas Raghunathdas, son of Mr. Raghunathdas Gopaldas.

70. With a view to stimulating *esprit de corps* amongst the teachers and pupils of the Municipal Schools, Gatherings, Exhibitions and Sports were organized during the year at which several teachers and pupils were awarded prizes for meritorious work. At the gatherings held in connection with the Peace Celebrations in some of the Municipal Schools Their Excellencies the Governor and the Hon'ble Lady Lloyd were kind enough to be present.

71. On the representation of the Corporation the Bombay Government have passed an Act empowering the Corporation to introduce free and compulsory primary education either for males alone or for both males and females and either all at once throughout the whole city or by wards and sections. The personnel of the Schools Committee has also been increased from 12 to 16 members, the 4 new members to be chosen by the Corporation from outside the ranks of its members, 2 of them being ladies.

Conclusion.

72. In conclusion the Standing Committee have much pleasure in putting on record their high appreciation of the able and successful administration of Municipal affairs by Mr. P. W. Monie, C.S.I., I.C.S., during the year.

MUNICIPAL CORPORATION OFFICE, }
BOMBAY, 4th May 1921. }

H. P. MODY,
Chairman, Standing Committee.

Annual Administration Report of the Municipal Commissioner for the City of Bombay for the Year 1919-20.

1.—Corporation and Standing Committee.

THE CORPORATION.

1. Mr. Cowasji Jehangir Readymoney, O.B.E., B.A. (Cantab), was appointed President of the Corporation at the meeting held on the 3rd April 1919, and held that appointment throughout the year.

2. One hundred and eighteen meetings of the Corporation and ninety-seven meetings of the Committees of the Corporation, other than those of the Standing Committee, were held.

3. The changes that took place during the year in the personnel of the Corporation were as follows :—

The Hon'ble Mr. M. N. Hogg resigned on the 20th May 1919, and in his place Mr. Hugh G. Cocke was elected by the Chamber of Commerce on the 27th June 1919.

Mr. H. T. Gorrie, who was elected by the Chamber of Commerce, resigned on the 24th May 1919, and in his place Mr. A. M. Tod was appointed on the 14th July 1919 by the Corporation under Section 34 of the Municipal Act, the Commissioner having intimated that the Chamber of Commerce had not elected a Councillor in place of Mr. Gorrie on the day fixed for election.

Mr. Umar Haji Isuf Sobani resigned on the 7th July 1919, and in his place Mr. Hansraj Pragji Thackersey was elected by the rate-payers of E Ward on the 5th August 1919.

Mr. Ratansi Dharamsi Morarji resigned on the 7th October 1919, and in his place Mr. Jehangir B. Baman-Behram, B.A., LL.B., was elected by the rate-payers of A Ward on the 12th November 1919.

Mr. Mukund Ramrao Jayakar, M.A., LL.B., Bar-at-Law, resigned on the 10th October 1919, and in his place Mr. Shantidas Askaran Shah was elected by the rate-payers of D Ward on the 28th November 1919.

Rao Bahadur Sakharam Vishwanath Rajadhyaksha, L.C.E., resigned on the 1st January 1920, and in his place Major D. S. Johnston, R. E., was appointed by Government on the 7th January 1920.

Mr. Hugh G. Cocke resigned on the 12th February 1920, and in his place Mr. W. Turner Green was elected by the Chamber of Commerce, on the 25th March 1920.

Mr. A. M. Tod died in England, on the 13th February 1920, and in his place Mr. F. Portlock was elected by the Chamber of Commerce on the 25th March 1920.

4. The following Councillors were absent from the meetings of the Corporation for the period shown below for reasons approved by the Corporation under Section 17 (b) of the Municipal Act :—

Name.	Period.
The Hon'ble Mr. Chunilal V. Mehta, M. A., LL.B. ...	From 4th May to 25th July 1919.
Mr. R. D. Hughes	From 26th February 1920, till after the end of the year.
Mr. Jamnadas Dwarkadas, B. A.	From 19th June 1919 to 5th January 1920.
Lt.-Col. W. G. Liston, C. I. E., M. D., D. P. H., I. M. S.	From 3rd April to 18th December 1919.
Mr. J. A. D. McBain, C. I. E.	From 3rd April to 20th November 1919.
Dr. Motiram Balkrishna Velkar, L. M. & S.	From 21st July to 27th November 1919.
Mr. Meyer Nissim, M. A.	From 8th November 1919, till after the end of the year.
Mr. N. M. Joshi, B. A.	From 15th September 1919, till after the end of the year.
Mr. Rustam D. N. Wadia, M. A., Bar-at-Law	From 13th March 1920, till after the end of the year.

STANDING COMMITTEE.

5. Mr. Vasant Rao Anandrao Dabholkar, O. B. E., was appointed Chairman of the Standing Committee at the meeting held on the 8th April 1919, and held that appointment throughout the year.

6. There were fifty-three regular meetings of the Standing Committee and seven meetings of the Sub-Committees thereof.

7. There were forty-nine attendances of members for the audit of Municipal Accounts and ninety for cheque signing.

8. The changes that took place during the year in the personnel of the Standing Committee were as follows :—

Mr. H. T. Gorrie resigned on the 24th May 1919, and in his place Dr. D. A. D'Monte, M.D., L.R.C.P., was appointed by Government on the 22nd July 1919.

Rao Bahadur Sakharam Vishwanath Rajadhyaksha, L.C.E., resigned on the 1st January 1920, and in his place Major D. S. Johnston, R. E., was appointed by Government on the 7th January 1920.

9. The following is the list of Municipal Councillors who held office on the 31st March 1920 :—

† COWASJI JEHANGIR READYMONEY, MR., O.B.E., B.A. (Cantab.), J.P., J. <i>President</i> ,	
A. E. FAZLA, Mr., R (B Ward).	MAHOMED HAJEEBHOY, THE HON'BLE MR., J.P., J.
† ABDUL SATAR AYUB GAYA, DR., L.M. & S., R (B Ward).	MAHOMED HOSSEN A. HAVELIVALA, MR., BAR-AT-LAW, J.P., R (E Ward)
ANSTEY, P. L., MR., B.Sc., J.P., G.	† MANAJI RAJOOJI KALEWAR, RAO SAHBB, R. (E Ward).
BEHRAMJI NAVROSI GAMUDIA, MR., B.A., J.P. R (A Ward).	*† MIRZA ALI MOHAMMED KHAN, MR., M.A., LL.B., J.P., G.
BHAVANIDAS NARANDAS MOTIVALA, MR., B.A., LL.B., R (C Ward).	† MAHOMED ISMAIL CURTAY, MR., R (O Ward).
* BYRAMJEE B. B. JEEJEEBHOY, MR., J.P., J.	MORAJI MATHURADAS KAMDAR, MR., B.A., LL.B., R (A Ward).
† CHIMANLAL H. SETALVAD, SIR, KT., B.A., LL.B., J.P., U.	*† MORESHWAR CHINTAMAN JAVLE, DR., J.P., R († Ward).
*† CHUNILAL VIJBHUKANDAS MEHTA, THE HON'BLE MR., M.A., LL.B., J.P., J.	MOTIRAM BALKRISHNA VELKAR, DR., L.M. & S. R (C Ward).
* DAVID, SASSOON, SIR, BART., J.P., G.	† NADIRSHAW H. E. SUKHIA, DR., L.M. & S., L.V.Sc., F.R.S.I. (London), J.P., R (A Ward).
D'MONTE, D. A., DR., M.D., L.R.C.P. (London), L.M. & S., M.R.C.S., J.P., G.	NARANJI HARIBHAI, MR., R (B Ward).
† DINSHA BAMANJI PESTANJI MASTER, DR., L.M. & S.; J.P., R (C Ward).	† NARAYAN VISHVANATH MANDLIK, MR., B.A., LL.B., J.P., J.
DINSHAW MANOCKJI PETIT, THE HON'BLE SIR, BART. J.P., J.	NAOROJI M. DUMASIA, MR., J.P., J.
DUNKERLEY, W. MR., G.	NISSIM, MEYER, MR., M.A., J.P., J.
FAZUL IBRAHIM RAHIMTULLA, MR., B.A., R (B Ward).	N. M. JOSHI, MR., B.A., G.
*† FAZULBHOY CURRIMBHOY EBRAHIM, THE HON'BLE SIR, KT., C.B.E., J.P., R (G Ward).	PHEEROZESHAH JEHANGIR MARZDAN, MR., M.A., R (A Ward).
FERNANDES, THE HON'BLE MAJOR CAJETAN, M.D., F.O.P.S., I.M.S., J.P., J.	*†† PHIROZE CURSETJI SEIBNA, THE HON'BLE MR., O.B.E., J.P., J.
GIDNEY, H. A. J., LIEUT.-COL., F.R.S., F.R.O.S., D.O. (Oxon.), D.P.H. (Cantab.), I.M.S. (Retired), J.P., G.	PORTLOCK, F., MR., C.C.
GREEN, W. TURNER, MR., J.P., G.	* RAHIMTOOLA MEHERALLY CHINOY, MR., J.P., G.
* GRIFFITH, F. C., MR., O.B.E., J.P., G.	BAHIMTULLA CURRIMBHOY, MR. B.A., J.P., R (F Ward).
GULABCHAND DEVCHAND, MR., R (C Ward).	B. K. PEERBHOY, MR., B.A., LL.B. (Cantab.), BAR-AT-LAW, R (B Ward).
HAJI SULEMAN ABDUL WAHED, MR., J.P., G.	† RAJARAM TUKARAM, MR., M.B.E., R (O Ward)
HANSRAJ PRAGJI THAKERSEY, MR., R (E Ward).	*† RAMCHANDRA BHASKER MANTRI, MR., J.P., R (D Ward).
HOSEINBHOY ABDOOLABHOY LALLJEE, MR., R (B Ward).	RATANSHA TEMULJI NARIMAN, DR., M.D., F.R.M.S., J.P., J.
HOSEINALLY MAHOMEDBHOY RAHIMTOOLA, MR., B.A., G.	RUSTAM D. N. WADIA, MR., M.A., BAR-AT-LAW, J.P., J.
HUGHES, R. D., MR., J.P., G.	SALMBHOY KARIMJI BARODAWALLA, THE HON'BLE MR., J.P., R (E Ward).
* H. P. MODY, MR., M.A., LL.B., R (D Ward).	SHANTIDAS ASKARAN SHAH, MR., R (D Ward).
JAMNADAS DWARKADAS, MR., B.A., R (C Ward)	SHELLIM, D. S., MR., J.P., G.
JAMSETJI ARDASEER WADIA, MR., J.P., J.	† SHEPHERD, W. C., MR., I.C.S., J.P., G.
JAMSETJI JEJEEBHOY, SIR, BART., J.P., J.	* SHERIF DEVJI CANJI, THE HON'BLE MR., R (B Ward)
JEHANGIR B. BAMAN-BEHRAM, MR., B.A., LL.B., R (A Ward).	† SHIAVUX SORABJI BATLIWALA, DR., L.M. & S., J.P., R (F Ward).
JEHANGIR BOMANJEE PETIT, MR., J.P., R (D Ward).	SORABJI CURSETJI DHONDY, MR., R (E Ward).
† JEHANGIR J. CURSETJI, DR., M.D., L.R.C.P., L.R.C.S., R (C Ward).	TEMULJI B. NARIMAN, SIR, KT., M.L.M., F.O.P.S. J.P., J.
* JOHNSTON, D. S., MAJOR, R.E., G.	*† VASANTRAO ANANDRAO DABHOLKAR, MR., O.B.E. J.P., G. (<i>Chairman, Standing Committee.</i>)
† KAVASJI EDALJI DADACHANJI, DR., L.M. & S., J.P., R (D Ward).	VELJI LAKHAMSI, MR., B.A., LL.B., R (B Ward).
LITON, W. G., LT.-COL., O.I.E., M.D., D.P.H., I.M.S., J.P., J.	VIEGAS, A. G., DR., L.M. & S., J.P., J.
*† MCBAIN, J. A. D., MR., O.I.E., J.P., R (A Ward).	

NOTE.—The letters against the names signify—R, that the Member was elected by the Ratepayers; J, by the Justices of the Peace; C.C., by the Chamber of Commerce; U, by the University; and G, appointed by Government.

NOTE.—The marks against the names signify—*, Member of the Standing Committee; †, Member of the Schools Committee; ‡, Member of the Board of the City of Bombay Improvement Trust; §, Member of the Board of the Victoria Jubilee Technical Institute; ¶, Representative on the Board of Management of the Acworth Leprosy Asylum at Matunga; **, Representative on the Board of Trustees of the Prince of Wales Museum of Western India; *** Representative on the Port Trust.

10. Mr. P. W. Monie, C.S.I., I.C.S., held charge of the office of Municipal Commissioner from the 1st April to the 18th December 1919 and from the 25th February to the 1st March 1920. He was on Special Duty in the Secretariat from the 19th December 1919 to the 24th February 1920 and proceeded on combined leave from the 2nd March 1920. I held charge of the office as Acting Municipal Commissioner during his absence.

11. Mr. R. P. Masani, M.A., was appointed Deputy Municipal Commissioner from the 25th September 1919 and held the appointment throughout the remaining portion of the year.

II.—Heads of Departments.

12. Dr. J. A. Turner, C.I.E., M.D., C.M., D.P.H., Executive Health Officer, proceeded on six months' furlough from the 28th April 1919 and retired from service from the 27th October 1919. Dr. Sorab C. Hormusji, L.R.C.P., M.R.C.S., M.D., D.P.H., Junior Assistant Health Officer, was appointed Acting Health

Officer and held the appointment throughout the year, except from the 12th May to the 1st July 1919, when he was on leave on medical certificate. During this period Dr. James Cairns, O.B.E., M.A., M.B., C.M., D.P.H., Acting Senior Assistant Health Officer, acted as Executive Health Officer.

13. Mr. H. J. Trivess Smith, M.I.C.E., M.I.M.E., Hydraulic Engineer, was on combined leave from the 15th July 1919 to the 21st March 1920 during which period Mr. W. A. Niven, A.M.I.C.E., Assistant Engineer, Water Department, acted for him.

14. Mr. N. Maughan, M. Inst. C.E., M. R. San. Inst., Deputy Executive Engineer, Drainage, was on combined leave upto the 21st March 1920 and Mr. D. D. Daruwala, L.C.E., A.M.I.C.E., M. R. San. Inst., Senior Assistant Engineer (Works), acted for him.

15. Mr. F. R. Melville, B.Sc., A.M.I.C.E., Resident Engineer, Love Grove Outfall Works, continued to be in charge of the Road Department as Deputy Executive Engineer, Roads, until Mr. E. T. Annett, M.I.M., C.E., F.S.I., A.R.S.I., who was appointed Assistant Engineer, Roads, arrived in Bombay and took charge of his appointment on the 1st October 1919. Mr. Melville was designated Deputy Engineer, Works, from the 8th December 1919 under the revised cadre of the superior Engineering Staff.

16. Mr. E. Gordon Cameron, Deputy Executive Engineer, Mechanical Branch, was on privilege leave for two months and 19 days from the 1st March 1920 and Mr. F. R. Melville, B.Sc., A.M.I.C.E., Deputy Engineer, Works, was in charge of the Mechanical Branch in addition to his own duties.

17. Mr. W. E. Waite, Chief Accountant, proceeded on 21 months' combined leave from the 21st July 1919 and Mr. D. Robertson, A.C.A., Deputy Accountant, was appointed to act for him. Mr. M. R. Tambe, B.A., L.C.E., F.S.A.A., A.I.A., Deputy Assessor, was appointed to act as Deputy Accountant.

18. Khan Bahadur B. D. Banaji, Assessor and Collector, retired from service on the 1st May 1919. Mr. E. M. Taleyarkhan, Acting Deputy Assessor and Town Duty Refund Officer, acted as Assessor and Collector from the 1st May to the 30th June 1919. Mr. Shaik Yakub Vazir Mahomed, O.B.E., B.A., was appointed Assessor and Collector from 1st July 1919 and held the appointment throughout the year.

19. Mr. A. A. Moulvi, B.A., Assistant Municipal Secretary, was appointed Municipal Secretary from the 25th September 1919 in place of Mr. Masani appointed Deputy Municipal Commissioner.

20. Mr. L. W. Michael, Superintendent of Markets, was on combined leave from the 31st May 1919. His lien was transferred to the Assessment Department from the 1st November 1919 as Deputy Assessor (Supernumerary). Mr. Kazi Abdul Razak, Assistant Assessor, acted as Superintendent of Markets from the 31st May 1919 to the 29th February 1920 and Capt. C. M. Flanders was appointed Superintendent of Markets from the 1st March 1920.

21. Mr. E. M. Taleyarkhan continued to act as Deputy Assessor and Town Duty Refund Officer except for the period he was appointed to act as Assessor and Collector when Mr. S. A. Shete, B. A., Assistant Assessor, acted as Deputy Assessor and Town Duty Refund Officer.

22. Mr. T. C. Greenop, Chief Officer, Fire Brigade, was on combined leave from the 19th April to the 24th October 1919 during which period Mr. H. Lainton, Head Foreman, acted for him.

23. Mr. E. J. Hale, Storekeeper, was on privilege leave from the 5th September to the 19th December 1919 during which period Mr. K. N. R. Ranina, Assistant Storekeeper, acted for him.

24. The following officers continued in their respective appointments throughout the year :—

Mr. James W. Mackison, B.Sc., M. Inst. C. E., Executive Engineer.

Mr. H. Wald, Superintendent of Licenses.

Mr. Jamshed M. Doctor, C. M. Z. S., Superintendent of Gardens.

Mr. E. R. Fern, Curator and Secretary, Victoria and Albert Museum.

Mr. D. G. Padhye, M.A., Secretary, Schools Committee.

III.—Financial.

I—GENERAL.

25. The financial position of the Corporation continues to be satisfactory.

There is an increase in the revenue shown in the year's accounts. The net result of the transactions for the year gives a surplus of revenue over expenditure as follows :—

		Rs.
Revenue	...	1,83,16,927
Expenditure	..	1,83,09,277
		<hr/>
Surplus	Rs.	7,650

26. The Working Cash Balance at the beginning of the year was Rs. 75,09,317, which included Rs. 13,67,073 grants for 1918-19 and previous years to be renewed, Rs. 6,86,961 the value of stores in hand, Rs. 1,00,000 the minimum required to be reserved under the Municipal Act, Rs. 15,19,800 Contribution payable to the City Improvement Trust in 1919-20, Rs. 86,001 amount advanced for the purchase of plant and machinery. At the close of the year the working cash balance was Rs. 75,16,967, of which Rs. 17,65,909 represents grants for 1919-20 and previous years to be renewed, Rs. 6,07,799 the value of stores in hand, Rs. 1,00,000 the minimum required to be reserved by law, Rs. 15,71,247 Contribution payable to the City Improvement Trust in 1920-21, and Rs. 2,02,842 the amount advanced for the purchase of plant and machinery.

II—INCOME.

27. The rates of taxation were the same as in the preceding year. The receipts for the year however exceeded those of 1918-19 by Rs. 9,42,743, the principal increases being under the following heads: (1) General Tax Rs. 2,46,361, (2) Town Duties Rs. 1,48,858, (3) Tobacco Duty Rs. 30,252, (4) Halalkhore Tax Rs. 1,05,094, (5) Water Tax Rs. 1,15,706, (6) Market Receipts Rs. 32,012, (7) Miscellaneous Receipts Rs. 1,00,078, (8) Contribution from Government for Primary Education Rs. 1,17,411.

28. The variations have been fully dealt with by the Chief Accountant in paras. 18 and 19 of his report in which as usual he makes an estimate of our income which may be taken as a permanent increase. For the year under report the increase in permanent income has been estimated at Rs. 11,00,000. With this

increase in income, there has been a corresponding increase in the incidence of taxation per head, which works out at Rs. 16-9-2 for this year as against Rs. 15-14-2 for 1918-19. It seems, however, certain that both these figures should really be much smaller as there can be little doubt that the population of the City has increased considerably since the Census of 1911 on which the calculations are based.

29. As compared with the revised estimates the actual receipts showed an excess of Rs. 1,20,927 almost entirely due to increased receipts from Town Duties during the year, due to heavier imports of certain articles.

III—EXPENDITURE.

30. The expenditure for the year totalled Rs. 1,83,09,277 an increase of Rs. 12,82,628 over the expenditure for 1918-19. The principal increases were under the following heads: (1) General Superintendence Rs. 39,459, (2) Fire Brigade Rs. 25,018, (3) Public Gardens Rs. 11,736, (4) Public Works Rs. 3,68,106, (5) Public Health Rs. 3,62,091, (6) Markets and Slaughter Houses Rs. 1,25,173, (7) Primary Education 4,05,585, (8) Pensions and Gratuities Rs. 24,032, (9) War Allowances Rs. 3,79,465, (10) Contributions to the C. I. Trust Rs. 3,67,112. The principal heads showing decreases were: (1) Debt Rs. 1,25,145, (2) Depreciation on Government Paper held in Surplus Cash Rs. 6,34,256. Full details will be found in para. 11 of the Chief Accountant's report. In para. 33 of his report the Chief Accountant has estimated the annual recurring permanent increase in expenditure at Rs. 16,62,000 as against a permanent increase in income of Rs. 11,00,000. It will be seen therefore that the increase in expenditure has now outgrown the expansion of our income. Several proposals for extending the basis of taxation and opening up fresh sources of revenue have engaged the attention of the Corporation for some time. In response to their representation to Government the limit of the General Tax has been increased from 12 per cent. to 17 per cent. of the rateable value of properties. The Corporation have also submitted to Government proposals for an increase in the Wheel Tax Schedule. In connection with development schemes the Legislature has sanctioned the imposition of a Terminal Tax on cotton, three-sevenths of the proceeds of which will be retained by the Municipality. With regard to the other proposals for an increase in Municipal revenue I shall shortly submit a report to the Corporation.

31. The total sanctioned grants for the year aggregated Rs. 2,06,07,315 and the expenditure amounted to Rs. 1,83,09,276. The unexpended balance was therefore Rs. 22,98,039 out of which grants aggregating Rs. 17,65,909 are required to be renewed for expenditure in 1920-21, leaving a net saving of Rs. 5,32,130. The savings in expenditure and renewal of grants are dealt with in paras. 25-27 of the Chief Accountant's report.

32. Additional grants sanctioned during the year aggregated Rs. 14,57,650 as against Rs. 24,02,650. There was therefore a considerable decrease after allowing for the special grant of Rs. 6,52,670 made last year to meet depreciation on Government Paper.

33. Full details of the principal grants will be found in para. 23 of the Chief Accountant's report.

IV—LOAN WORKS EXPENDITURE.

34. The expenditure on Loan Works executed out of Loan Funds amounted to Rs. 14,60,695 against Rs. 22,10,033 in 1918-19, a decrease of Rs. 7,49,338,

principally under (A) Buildings and Sanitary Structures and (B) Roads and Over-bridges. Owing to difficulties in carrying out the Loan Works programme, there were very many variations between the actuals and the original and revised estimates of Loan Works (*vide* para. 44 of the Chief Accountant's report). An outlay of Rs. 5,61,967 was incurred on Loan Works financed by way of advances from Surplus Cash Balance.

V—PLAGUE EXPENDITURE.

35. The expenditure on Plague Operations for the year amounted to Rs. 1,18,404 a decrease of Rs. 8,102 on the expenditure for 1918-19. From the first outbreak of plague up to the close of the year under report the total outlay aggregates Rs. 86,04,467.

VI—CAPITAL DEBT.

36. To carry out the programme of Loan Works Rs. 40 lakhs were borrowed in December 1919, by inviting offers from the public. The loan was for a currency of 30 years and bearing interest at the rate of 6 per cent. per annum, the Corporation reserving an option to redeem the loan at the end of a period of ten years. The rate at which the loan was raised averaged Rs. 100-3-2 per cent. The Rs. 30 lakhs borrowed from the Bank of Bombay in 1918 on the security of 12 months' bills were renewed for a further period of twelve months during this year on the same terms, *i.e.*, at a rate of discount of 5½ per cent., free of Income Tax to the Bank.

Reduction of debt during the year amounted to Rs. 55,162. The Capital liabilities of the Corporation were therefore increased from Rs. 7,69,06,638 to Rs. 8,08,51,477. Against this debt the total Sinking Fund invested up to 31st March 1920 totalled Rs. 2,31,81,476 and the outstanding debentures of the Drainage Loan of 1878 not presented for payment (but covered by a renewed grant) amounted to Rs. 27,500 leaving a net debt liability of Rs. 5,76,42,501.

37. The different Sinking Fund Investments at 31st March 1920 have been shown in para. 41 of the Chief Accountant's report.

VII—ASSETS AND LIABILITIES.

38. The revenue and capital assets of the Municipality at the close of the year as compared with 1918-19 stand as follows:—

	At the close of 1918-19.			At the close of 1919-20.			Increase.
	Revenue.	Capital.	Total.	Revenue.	Capital.	Total.	
	Rs.	Rs.	Rs.	Rs.	Rs.	Rs.	Rs.
Assets	1,11,21,725	11,32,94,369	12,44,16,094	1,34,92,659	11,89,25,564	13,24,18,223	80,02,129
Liabilities	64,99,281	7,86,21,928	8,51,21,209	93,12,848	8,25,86,766	9,18,79,614	67,55,405
Excess of Assets over Liabilities	46,22,444	3,46,72,441	3,92,94,885	41,79,811	3,63,58,798	4,05,38,609	12,43,724

The distribution of the assets is given in paras. 47 and 49 of the Chief Accountant's report.

SUSPENSE ACCOUNT.

39. Net profit on Municipal Workshops was Rs. 23,169 as against Rs. 30,546 for the preceding year.

STORES ACCOUNTS.

40. The balance of reserve stock on 31st March 1920 amounted to Rs. 6,07,799 against Rs. 6,86,961 at the close of 1918-19, thus showing a

reduction of Rs. 79,162. There was a small reduction in the balance of Surplus and Obsolete Stores (Rs. 2,506 against Rs. 2,572).

STREET IMPROVEMENTS.

41. The total liabilities after allowing for time-barred claims on account of set-backs aggregated Rs. 9,18,363 up to 31st July 1920 against which we have sanctioned funds aggregating Rs. 3,02,855 to which has to be added a sum of Rs. 65,725, being realizations by the sale of set forward lands and permissions granted to house owners to build within the regular lines of the streets.

There is thus a net excess of Rs. 5,49,783.

MISCELLANEOUS FUNDS.

42. The Municipal Fire and Accident Insurance Fund stood at Rs. 2,90,289 at the close of the year, the Worn-out Water Mains Renewal Fund at Rs. 6,61,766, the Net Premia Fund at Rs. 4,81,958, and the Land and Buildings Fund at Rs. 3,46,358 (*vide* Appendix No. IV of the Chief Accountant's report).

The investments on account of these funds being principally in $3\frac{1}{2}$ per cent. Government Paper, the market value of the securities is very much less than the figures shown above. This information will be found in Appendix No. 5-A of the Chief Accountant's report.

FIRE TAX.

43. The surplus to the credit of the Fire Tax amounted to Rs. 79,659 at the close of the year (*vide* para. 72 of the Chief Accountant's report).

44. The comparison of the net revenue and the net expenditure for 1918-19 and 1919-20 is shown below in accordance with the Standing Committee's Resolution No. 12212, dated 3rd February 1892.

Particulars.	1918-19.			1919-20.		
	Rs.	a.	p.	Rs.	a.	p.
<i>Net Revenue after deducting Refunds, Drawbacks, and charges in respect of Assessment and Collection, and granting of Refunds.</i>						
General Tax	70,83,481	7	3	73,34,172	3	7
Fire Tax	21,667	14	2	4,519	1	3
Wheel Tax and Tolls	5,98,455	9	4	6,05,943	2	11
Town Duties	17,11,503	3	7	18,71,780	7	1
Receipts from Government for Liquor Licenses and Tobacco Duties	5,29,759	2	5	5,60,011	2	9
Water Revenue (net)	5,28,784	11	5	2,65,145	11	0
Market Receipts	3,36,253	5	6	3,75,453	15	7
Returns from other Property and Miscellaneous	5,21,649	13	2	5,04,736	1	6
Net Receipts ... Rs.	1,13,31,555	2	10	1,15,21,761	13	8
<i>Net Expenditure after deducting Receipts.</i>						
General Superintendence	3,17,977	5	6	3,44,134	1	10
Public Gardens... ..	73,884	4	0	87,171	11	3
Public Works (Engineering Department excluding Water Works)	30,72,060	13	2	29,07,762	11	7
New Works (excluding Water Works & Fire Brigade)	2,22,602	6	7	2,55,891	7	9
Public Health Department (excluding Markets)	7,01,417	6	4	10,10,967	7	9
Plague Expenses	1,26,506	4	4	1,18,403	12	1
Education, Primary	8,79,707	10	2	11,67,881	0	11
Do. Secondary... ..	47,500	0	0	47,500	0	0
Hospitals	4,89,328	0	0	4,61,261	15	0
Pensions, Gratuities and Compassionate Allowances	1,16,673	2	10	1,37,142	3	10
Contribution to the City Improvement Trust	11,52,687	2	5	15,19,799	13	4
Municipal Debt (excluding Water Works & Fire Brigade)	24,64,696	6	7	24,33,313	3	11
Miscellaneous	6,77,402	11	10	10,11,900	9	0
Depreciation on Government Paper held in Surplus Funds	6,34,255	14	0		
Investment of the sale proceeds of Municipal Lands into the Municipal Lands and Buildings Fund	7,319	10	7	10,981	8	8
Net Expenditure ... Rs.	1,09,84,019	2	4	1,15,14,111	10	11
Surplus	3,47,536	0	6	7,650	2	9
Total ... Rs.	1,13,31,555	2	10	1,15,21,761	13	8

45. The Revenue, Expenditure, and Balances of the last five years have been contrasted in the following table:—

	1915-16.	1916-17.	1917-18.	1918-19.	1919-20.
	Rs.	Rs.	Rs.	Rs.	Rs.
Revenue	1,38,31,070	1,40,46,739	1,48,29,387	1,73,74,185	1,83,16,927
Expenditure	1,28,03,870	(a) 1,42,14,292	1,42,61,391	(b) 1,70,26,649	1,83,09,277
Closing balance (including advances to Loan Works, Reserve Stock, &c., and excluding Minor Deposits, &c.)	67,59,339	65,93,786	71,61,781	75,09,317	75,16,967
Add—Recoverable Revenue outstanding	32,000	45,000	60,927	(c) 6,07,207	1,53,237
	67,91,339	66,38,786	72,22,708	81,16,524	76,70,204
Deduct—Uncompleted Works, &c., and unexpended balances of the grants which were required for payment in the following year	9,98,762	8,69,495	11,17,198	13,67,073	17,65,909
Net Working Balance available for the requirements of the following year	57,92,577	57,69,291	61,05,510	67,49,451	59,04,295

(a) Includes Rs. 1,20,312 and Rs. 2,98,135 for discount on the conversion of 3 per cent. and 3½ per cent. Government Paper into 4 per cent. Conversion Loan of 1916-17 and for the creation of the Municipal Lands and Buildings Fund, respectively.

(b) Includes Rs. 6,34,256 for write-off of the depreciation on 3½ per cent. Government Paper held in Surplus Funds.

(c) Includes Rs. 4,32,395 on account of arrears of General Tax for 1918-19 due by the Port Trust.

VIII.—REVENUE AUDIT.

46. The demands, collections and outstandings at the close of the year were duly checked with the Assessor and Collector's books. The number of claims sanctioned for refund on account of vacancy under Sections 174 to 179 of the Act and on account of over-collection amounted to 830 representing Rs. 40,429-9-2. The claims to one-fifth drawback under Section 158 (2) scrutinized aggregated 5,142, of which 1,505 were admitted. It was ascertained from the Assessment Book that no property liable to any authorized tax or charges leviable in lieu thereof had escaped assessment. The Vehicle and Animal Tax Book was also examined in detail. The revenue from the tax on Public Land Conveyances licensed by the Commissioner of Police under Act VI of 1863 was audited and certificates of issue of licenses supplied by that officer were checked with the registers kept in this office. The revenue receipts and vouchers of the different departments were examined in detail and the collections paid into the Treasury were duly verified.

IV.—ASSESSMENT AND COLLECTION OF REVENUE.

47. The total demand, taxation being at the same rates as in the previous year, was as follows:—

	Demand.	Increase over 1918-19.
	Lakhs.	Lakhs.
General Tax	73·17	2·44
Water Tax	29·35	·55
Halalkhor Tax	19·48	·84
	<u>122·00</u>	<u>3·83</u>
Corresponding figures for 1918-19	118·16	17·97

48. The increase of 17·97 during the previous year was abnormal, due to the revision of assessments during the year and the completion of the assessment of the Alexandra and Hughes Docks and the Port Trust Railway, the average increase during the preceding 14 years was Rs. 2½ lakhs.

49. The balance uncollected at the end of the year was 1·70 lakhs or 1·4 per cent. of the total demand against 1·54 per cent. last year.

50. The rateable value of properties increased during the year from 747 lakhs to 772 lakhs, an increase of 25 lakhs against the increase of 135 lakhs during the previous year.

51. The average annual increase for the 14 years ending 1918-19 was 30·5 lakhs ; for the 14 years ending 1919-20 it was 32·28 lakhs.

52. The tax on vehicles and animals yielded Rs. 3,14,965 or Rs. 2,090 more than in the previous year. The revenue from the toll at Mahim and Sion was Rs. 25,666 against Rs. 24,500 in 1918-19.

53. The incidence of taxation per head calculated according to the census figure, which last year was Rs. 15-14-2, increased to Rs. 16-9-2. Calculated on an estimated population of 12,00,000 the rate would be about Rs. 13-8-5.

TOWN DUTIES.

54. The figures for the year were, total collection Rs. 42,37,742, refunds Rs. 21,10,920 and net revenue Rs. 21,26,821 against Rs. 40,90,800, Rs. 23,71,991 and Rs. 17,18,809 respectively for the previous year. The total net revenue shows an increase of Rs. 4,08,012 over that for the previous year. There were substantial increases under all the dutiable articles except Fire-wood under which there was a decrease of Rs. 17,387. The number of refund claims was 48,821 against 54,435 in the previous year.

V.—PUBLIC WORKS.

Municipal Building Construction.

55. The Executive Engineer's report gives details of works carried out or projected. A number of works had to be held in abeyance for various reasons such as high prices, lack of funds, excessively high rates of tenders, &c.

OVERBRIDGES.

56. One of the properties acquired in connection with the Clerk Road Overbridge has been acquired by the City Improvement Trust for their Scheme No. 47 and another property has been purchased by the G. I. P. Railway for quadrupling purposes.

57. The alignment of the Mahalaxmi Overbridge on the west side of Mahalaxmi Station along Junction Road has not yet been finally settled.

58. The work of the DeLisle Road Overbridge will be taken in hand by the B. B. & C. I. Railway when materials are available.

59. Government having notified the acquisition of certain properties comprised in the Municipal Dadar Overbridge Scheme, it will have to be revised. The plans for the Dadar Road Overbridge have been prepared.

60. Government have been requested to acquire properties under the Land Acquisition Act for the Victoria Road Overbridge.

ROADS.

61. Almost all the properties required for the widening of Church Gate Street have been acquired. Buildings on the land behind Church Gate Street have been removed and arrangements are being made to sell the surplus land by public auction. Proceedings for the acquisition of properties for the Dalal Street and Apollo Street Scheme and the Masjid Bunder Road are pending before the Land Acquisition Officer. All properties have been acquired for the widening of Sonapur and Nesbit Lanes, Nakhoda and Abdul Reheman Streets and the junction of DeLisle Road with Arthur Road. Further properties have also been acquired for the widening of 1st Marine Street. The construction of the first section of the Dadar Kumbharwada Road from the junction of Elphinstone Road and Tulsi Pipe Line to Saitan Chowki is taken in hand and properties are being acquired for the second section from the Saitan Chowki to the junction of Lady Jamsedji Road and the Portuguese Church Street. The work of constructing the through road from Worli to Mahim is nearing completion. A revised scheme and estimates for the Golanji Hill Road Scheme are under the consideration of the Corporation. The work of improving the levels and gradients of the Sewri Cemetery Road is still in progress. The widening of the Worli Road was completed. The construction of the new straight road from the junction of Old Purbhadevi Road and the proposed Foras Road (Old Mahim Bazar Road) to join the widened Cadell Road was in progress. With a view to improving the awkward corner at the junction of Church Gate Street and Queen's Road a piece of Government land measuring about 50,923 square feet was acquired and thrown into the roadway. This has considerably improved the amenities of the locality and removed the chances of accidents.

62. In connection with the Mahim Development Scheme the Corporation under their Resolution No. 3349 of the 24th July 1919 have sanctioned (1) a 60' road from the Mahim Station to Lady Jamsedji Road and (2) two proposed roads and a park extending between Purbhadevi Road and Dadar Kumbharwada Road. The acquisition of almost all the properties for the first road having been effected the work of its construction will shortly be taken in hand. Much of the land required for the second work was arranged for and the remainder was under acquisition. The sanction of the Corporation was applied for for the extension of DeLisle Road northwards to meet Lady Jamsedji Road and the improvement and widening of Lady Jamsedji Road from the Bombay Woollen Mills to Bandra Causeway.

63. Nine new roads of an aggregate area of 61,058 square yards were taken over from the Bombay Port Trust and the Bombay Improvement Trust, and declared public under Section 306 of the Municipal Act. The setbacks enforced during the year resulted in the addition of 7,028 square yards to the roadway.

Action under Section 305 was commenced in the case of seven private streets. In 18 cases work under the section was in progress and in 12 cases it was completed. Work under section 377 (1-A) was in progress in the case of one private street and in 2 cases it was completed during the year. In 8 cases the work of new private streets was undertaken by house-owners under Municipal supervision under Sections 302 and 303.

64. The area of roads metalled and patched during the year was 19,13,383 square feet as against 37,42,068 in the previous year, the cost respectively being Rs. 2,78,864 and Rs. 3,57,300. The rate for full metalling worked out to Rs. 17-8-8 per 100 square feet or annas 2 and pies 10 per square foot against Rs. 11-2-6 per 100 square feet or anna 1 and pies 9 per square foot respectively last year. The increase in the rate is due to the increased rates of labour and cartage as also to the remodelling of a number of roads requiring greater depth of metal. The foundations of seven roads aggregating about 94,720 square feet in area were improved at a cost of Rs. 21,206. The length of road surface disturbed for laying mains, drains, cables, etc., was about 33½ miles out of 172 miles of roads in the City and the cost of restoration amounted to Rs. 3,18,858. Fifty seven roads with an aggregate area of 30,10,278 square feet were tar-painted with ½ inch chips and grit, some of them being newly tarred after resurfacing. The cost of tarring operations amounted to Rs. 1,31,095. Road watering cost Rs. 1,66,556. Two hundred and seventy three trees were planted at a cost of Rs. 2,084. The work of converting the Falkland Road and Northbrook Gardens into play grounds was practically completed. Twelve street refuges and one shelter for tram passengers were constructed. The footpaths of six roads were paved. On ten roads footpaths were newly formed.

65. About 10,330 feet of a new double tram track was laid along Esplanade Road from Dhobi Talao to the Flora Fountain and along Sandhurst Road from Frere Road west-wards and about 870 feet of single track was laid along Sussex Road junction, Connaught Road and Esplanade Road. A new tramway siding about 112 feet in length was laid on Thakordwar Road.

PUBLIC LIGHTING.

66. There were 6,899 gas lamps and 1,195 Kerosine oil lamps at the end of the year, being respectively 217 and 21 more than in the previous year. The total cost of gas lighting amounted to Rs. 3,93,963 (including the cost of 35 electric lamps at various junctions), and the net cost of kerosine oil lighting to Rs. 43,076. Numerous schemes for high Pressure gas and improved lighting have been prepared, but as neither lamp standards nor lamp fittings can be obtained the work has had to be deferred.

MUNICIPAL WORKSHOPS.

67. The Municipal Workshops were fully employed during the year in the repair of plant and machinery used by the different departments and in the manufacture of new articles. The estimated net profit was Rs. 23,169, the corresponding figures for the years 1918-19 and 1917-1918 being Rs. 26,743 and 12,238 respectively. The bills preferred to the various departments amounted to Rs. 4,39,856 against Rs. 4,07,262 last year. The figures show a considerable

increase in the amount of work turned out at the Workshops. Owing to cessation of hostilities it has become possible to place orders for the machinery necessary to complete the workshops.

68. A complete inspection of small workshops and factories coming within the purview of the Municipal Act was carried out. 356 applications for licenses were disposed of and 489 cases in connection with the casting of metal, blacksmiths' shops and nuisance due to smoke or smell were dealt with during the year.

HEALTH CAMPS.

69. Health camps consisting of 100 rooms in all were erected in connection with Plague and Cholera cases. Previously existing camps consisting of 177 rooms were also maintained.

PRIVATE BUILDINGS.

70. The number of applications for permission either to build or to rebuild houses, etc., was 3,556, against 2,668 in the previous year. 2,024 notices were issued to house owners under various sections of the Municipal Act. The number of prosecutions was 1,098 against 1,019 in the previous year. 430 cases were withdrawn on compliance with requisitions, 230 persons were warned and discharged, 377 were convicted and 61 cases were pending at the close of the year. 499 notices were issued for the removal of unsafe structures. Of these 364 were complied with, 11 were either cancelled or withdrawn and 124 were pending at the close of the year. Nineteen buildings or portions thereof fell during the year. In 8 of these cases 24 persons were injured and 5 were killed. Action was taken in 168 cases for the removal of inflammable and insanitary huts. In 116 cases the requirements were complied with, in 2 cases the huts were removed departmentally, in 2 cases the notices were cancelled and 48 cases were pending at the close of the year. In 10 cases applications were made to the Standing Committee for the removal of unauthorized work. In one of these cases action was taken departmentally after the necessary permission was granted, in 6 the owners themselves removed the work and the remaining three cases were pending.

71. The total amount paid for the acquisition of setbacks was Rs. 4,19,049 of which Rs. 2,90,531 was paid from capital and Rs. 1,28,518 from Revenue.

DRAINAGE.

72. A comprehensive scheme for the drainage and sewerage of the inadequately drained districts of the City, to improve the present system and to provide adequately for future extensions was prepared by Mr. Mackison. This scheme involves the transference of the main Outfall to the locality in the north-east of the Island suggested by the Bombay Development Commission in their first report. It does not contemplate the abandonment of the Love Grove Pumping Station and Outfall works, though it renders it unnecessary to

extend the new outfall under construction more than a very short distance seawards. The outfall is proposed to be retained as an emergency outfall for use only in the monsoon when the amount of sewage rises to four times the normal flow. The services of Mr. John D. Watson, M. Inst. C. E., Engineer to the Birmingham and District Board, were secured through the Government of Bombay and the India Office as Consulting Expert Adviser to the Corporation in regard to the scheme and as regards the sewerage of Bombay as a whole. Mr. Watson arrived in Bombay on the 20th December 1919, and spent nearly two months in minute investigations and inspection of sewers, storm water drains, ejectors and pumping plant, etc., and explored the undrained districts of the City as also the neighbouring districts of Salsette and Trombay. He reported on the 26th January 1920 on the revised scheme submitted by Mr. Mackison for the main sewer. Before leaving for England about the 18th February 1920, he had a conference with the members of the Drainage Committee of the Corporation and discussed many points with them. He will submit his report after he has obtained the necessary plans and the results of the analyses made in connection with the experimental tests made by him in Bombay.

73. The beam engines in the new Pumping Station at Love Grove worked fairly satisfactorily during the year. Much trouble was experienced in coping with the excessive wear and tear on the suction and delivery frames in the pumps and screen chamber caused by the excessive acidity of the sewage and electrolytic action. The coal received during the year was of fair quality. An increased amount of detritus was recovered from the detritus chamber, while the average height of the sewage recorded was considerably lower than in the previous year.

74. The most difficult and dangerous section of the new Outfall at Love Grove was satisfactorily completed. The main rock barrier has been cut through and the twin barrel sewer now discharges into deep water at a distance of 2,018 feet from the engine house. The position reached was considered a suitable one at which to stop operations pending the discussion of the proposed improvement, extension and modification of the sewage system of the City and the probable transference of the main outfall to and beyond the north-east of the Island. During the working season the state of the sea was most unfavourable for carrying on the work. A storm of great severity occurred on June 1st, 1919, which carried away a temporary jetty, but no damage was done to the permanent structure. Labour was scarce during the year which hampered the work to a certain extent.

75. The Road Branch was supplied with 3,587 tons of metal and rubble by the outfall quarries.

76. The machinery at the Air Compressor Stations at Love Grove and Colaba and the ejectors connected with these stations worked fairly satisfactorily during the year. At the Colaba Station the Steam Plant was used for some time and consumed about 100 tons of coal.

77. The storm water sluices at Love Grove, Worli, and Dharavi have been repaired and maintained in good condition.

78. Of 14 of the larger works of providing storm water drains undertaken during the year 11 were wholly and 3 partially completed at a total approximate cost of Rs. 2,50,652 and Rs. 32,793 respectively. Of 4 pipe sewer works undertaken 3 were completed at a total cost of about Rs. 10,038 and one is being carried out departmentally. Minor new works and works of repairs, alterations, etc., were carried out at a cost of about Rs. 1,28,875. The work of constructing the ovoid sewer from Matunga Station to the North of Dadar Station was nearing completion, the total expenditure incurred upto the year being Rs. 2,40,405. The work of extending northwards the ovoid sewer from Matunga to Dharavi was carried out to the extent of Rs. 1,10,730. The open drain from Kalachowki Road to Arthur Road was covered at a cost of Rs. 20,884.

79. About 32 out of 120 miles of pipe sewers, 12 out of 13 miles of ovoid main sewers and 34 out of 154 miles of storm water drains were cleaned, the quantity of silt removed being 1,866, 159 and 8,846 tons respectively. 1,925 tons of silt were removed from catchpits on main and pipe sewers. 332 sullage connections and 123 storm water connections were made during the year.

WATER WORKS.

80. The rainfall at the Tansa and Tulsi Lakes was above the average of the last five years by 5 per cent. and 24 per cent., respectively. The rainfall at the Vihar Lake was 9 per cent. below the average of the last five years. Only the Tansa Lake overflowed. Vihar Lake was never more than half-full, and the demand for water was considerably in excess of the supply available.

81. A serious burst occurred in the Tansa Aqueduct. Prompt measures were taken to repair it and to restore the supply. Arrangements have been made for the acquisition of the whole of the catchment area in private occupation for the protection of the gathering grounds of the Tansa Lake. The preliminary survey in connection with the extension of the Tansa supply was completed and the work of excavating the foundations for a dam across the Horse Shoe Valley at Ghatkoper to form a storage reservoir was in progress.

82. The construction of mechanical filters at Tulsi and the works, *viz.*, raising the dam, the installation of pumping and filtering plant and the laying of distribution mains for utilising the Powai Lake for the supply of water to Salsette were in progress throughout the fair season, but they were considerably hampered owing to labour trouble.

83. A concrete roof over the Reservoir No. 2 at Malabar Hill was completed and the whole area converted into a public garden. Swings, sand pits, etc., have been provided on the grounds for the amusement of children.

84. With a view to improving the work done by plumbers two examinations in practical elementary plumbing were held. Only 24 out of 119 plumbers appeared for the first examination and of these only 9 candidates were successful. For the second examination 8 candidates presented themselves, but none of them was deemed fit. Arrangements are being made to start a class of instruction in elementary practical plumbing.

GENERAL STORES DEPARTMENT.

85. The total value of general stores available for issue was Rs. 18,17,404, that of general stores issued (including transfers) Rs. 13,24,954, and the balance after adjustment of small discrepancies Rs. 4,92,736. This is less by Rs. 42,969 than the balance in the previous year.

86. During the year 90 contracts for the supply of general and special stores were made. The market rates ruled high throughout the year.

87. The yearly verification of stores was taken in hand, but was not completed at the close of the year.

88. The value of the surplus and obsolete stores was Rs. 2,219, *i.e.*, Rs. 353 less and that of those shown on the Line Suspense Account, Rs. 1,01,403, *i.e.*, Rs. 659 less than in the previous year.

FIRE BRIGADE.

89. The Fire Brigade was maintained in a state of thorough efficiency throughout the year although the staff was under strength owing to vacancies.

90. There were 470 calls of which 72 were false alarms. The number of fires was 285 of which 136 were extinguished by the Brigade and 149 were extinguished before its arrival. The total number of fires last year was 292.

91. Eleven of the fires were of a serious character involving the loss of property estimated at Rs. 31,20,500 out of a total estimated loss of Rs. 38,47,907 from all the fires. The last mentioned figure represents a decrease of Rs. 3,04,467 on the figure for last year. Of the amount of total loss Rs. 10,00,000 are accounted for by one fire at the Chotani Saw Mill at Sewri Bunder.

92. Four lives were lost at fires and 5 persons received injuries to which they subsequently succumbed. 47 persons were rescued.

93. Assistance was rendered by the Brigade on 11 occasions when buildings collapsed. The casualties were three persons killed, 4 persons injured to such an extent that they subsequently succumbed and 19 persons slightly injured.

94. 180 premises were inspected in connection with dangerous trades, etc., also 37 theatres, cinema halls and circus tents.

95. Of the 470 calls to fires 231 were received through fire alarms. The installation of the additional alarms could not be taken in hand in the early part of the year owing to want of material, but the work is now well in hand.

96. On the whole the water supply at fires was satisfactory. The attendance of the Water Department Staff was invariably prompt.

97. A scheme for building new fire brigade stations in the Fort, at Sewri and Dadar and remodelling the Gowalia Tank and Mahim stations was drawn up and approved by the Corporation during the year. On the representation of the Port Trust Authorities it has been decided to build an additional station at Frere Road for the better protection of the docks and bunders.

PUBLIC GARDENS.

98. Ten public gardens were maintained during the year. The footpath within the Victoria Square (Old Bhatia Baug Garden) was opened for the use of the public.

99. The number of visitors to the Victoria Gardens was 2,027,387, being 469,053 more than during the previous year. It is the highest on record, except for the year 1908.

100. The work of converting the reclaimed portion of the south-west corner of the Victoria Gardens into a playground for children was in progress during the year of report.

101. Band performances were given as usual. In addition a monsoon programme of 28 performances was arranged for the Esplanade Bandstand.

102. With the exception of a solitary case of foot and mouth disease in a Persian Gazelle there was no serious outbreak of any contagious or infectious disease among the animals. As in the past years Col. Liston and his staff gave help and advice in performing post mortem and bacteriological examination of dead animals at the Parel Bacteriological Laboratory.

VICTORIA AND ALBERT MUSEUM.

103. The Museum was open to the public on 308 days during the year. The total number of visitors was 1,140,800 against 954,483 in the previous year. 28 animals and birds were added to the Natural History section. 2 specimens of ancient Egyptian glass supposed to have been made between 900 and 700 B.C. and presented by Mrs. Cecil L. Burns have been added to the Industrial section. A medal struck for recruiting work done in India during the time of the late war, a small gift case containing a photograph of H. R. H. Princess Mary and a bullet-shaped pencil have been presented to the Museum by the Government of India. An article of underwear supposed to have been made of paper and used by the Germans was presented to the Museum by Mr. Parbhu Sawh from British Guiana.

104. Amongst the other gifts to the Museum are : from Mr. S. A. Wadia a photograph of Charles Forbes and a collection of 22 photographs of the early Parsee shipbuilders who were employed by the East India Company from about the year 1754 and some photographs of silver articles presented to them by Government in appreciation of their services ; from Mr. S. T. Sheppard a photograph of Queen Catherine, wife of King Charles II, and from H. H. the Agakhan a photograph of himself and another of his father.

105. 79 photographs of views taken of ancient Indian buildings and other sacred places were purchased and framed and these now form a valuable and interesting collection.

106. A catalogue of the entire collection of specimens in the Museum in all its sections has been prepared but will not be printed till the Museum has been reorganised.

VI.—PUBLIC HEALTH.

107. The total mortality during the year was 68,610, being 10,222 more than in 1918. This gives a death rate of 70·04 per 1,000 of population as against 59·61 in the previous year. Both the rates are based on the last census figure of 979,445 although the actual population was beyond doubt much higher. Of the total number of deaths 2,776 were amongst persons not belonging to the City. The total mortality as compared with the preceding decennium (1909-1918) shows an increase of 33,268, the death rate for the decennium being 36·08.

108. A succession of epidemics of cholera, small-pox, plague and influenza were the main causes of the abnormal increase in mortality, though their incidence except in the case of cholera was much milder than in 1918.

109. The number of deaths from malaria was 262, from other fevers 5,358, from small-pox 780, from plague 702, from cholera 8,455, from measles 561, from tuberculosis 2,780, from influenza 1,942 and from respiratory diseases 24,055.

110. The number of births registered during the year exclusive of still births was 20,730. This was 1,003 less than in 1918 and 69 more than the average of the decennium 1909-1918. The birth rate per 1,000 of the population works out at 21·16 against 22·18 in 1918.

111. The mortality among infants was 13,534 showing an increase of 705 over that recorded in 1918 and of 4,715 above the average of the quinquennium 1914-18. The rate of infant mortality on the number of births was 652·8 per 1,000 against 590·3 in 1918, the decennial average being 414·4.

112. Measures towards the reduction of infant mortality were continued with the aid of the Bombay Sanitary Association and the Lady Willingdon scheme. The latter organisation was closed on 1st March 1919, the remainder of its activities with the balance of its funds passing into the hands of the Ladies' Committee of the "Infant Welfare Centres". This Committee with Her Excellency the Hon'ble Lady Lloyd at their head undertook by way of continuation work to open "Infant Welfare Centres" in the different parts of the City and to provide through them (1) advice and instruction to mothers as to infant management, (2) medical aid and advice to infants; (3) Day Nurseries (Crèches) and appropriate home visiting.

113. Two "Centres" were opened by the Committee, one at Sleater Road (Grant Road) on 2nd April 1919 and the other at Imamwada in B Ward in December 1919. Dr. Mrs. J. R. Dadabhoy, M.D. (London), was in charge of both these "Centres" as Honorary Physician.

114. The Municipal nurses attended on 1,028 confinements against 1,382 in 1918. Relief to poor women during confinement was given in 255 cases against 304 in 1918. The decrease is due to the withdrawal of nurses for attendance in Municipal hospitals during the prevalence of the epidemics.

115. 673 women were admitted (610 confined) in the Municipal Maternity Home at Bellasis Road against 648 (600 confined) in 1918, 432 women were admitted (334 confined) in the Home at Parel against 280 (220 confined) in the 8 months of 1918 and 102 women were admitted (76 confined) in the Imamwada Home which was opened on 1st June 1919.

116. The Home at Colaba being unfavourably situated was closed on the 1st March 1919.

117. The total number of vaccine operations performed was 31,618 against 63,271 in the preceding year. The decrease is to be accounted for mainly by the fact that most of the unprotected and inadequately protected persons were vaccinated in 1918 owing to the severe epidemic in that year.

118. The quantity of refuse dealt with by the Conservancy staff amounted to 616,967 carts against 626,958 in 1918.

119. During the year 67,020 night-soil and cesspool carts and 4,150,468 night-soil baskets were emptied at the several night-soil depots in the City against 62,334 carts and 3,486,622 baskets in 1918, an increase of 4,686 carts and 663,846 baskets. The number of water-closets substituted for privies was 215 against 161 in 1918.

LICENSES.

120. The total license fees amounted to Rs. 1,36,215 against Rs. 1,30,321. The fines inflicted by the Presidency Magistrates in 946 prosecutions conducted during the year amounted to Rs. 17,261.

MARKETS.

121. The total revenue from Markets and Slaughter Houses amounted to Rs. 7,58,658 against Rs. 7,28,672 in the previous year.

122. A new temporary fruit and vegetable market was opened at Masjid Bunder on 8th September 1919.

123. The number of cows, bullocks and calves slaughtered was 76,692, of sheep and goats 876,651 and of buffaloes 10,241 against 84,749, 836,355 and 11,003 respectively during the previous year.

124. The percentage of horned cattle rejected was 1.83 against 1.61 in the previous year and that of sheep and goats 2.60 against 2.50. The number of buffaloes rejected was 7 out of a total of 10,242. A thorough examination of animals is made before and after slaughter. The carcasses passed are stamped for the guidance of the public and the question of classifying and stamping carcasses according to quality is now receiving attention.

125. The total quantity of unwholesome food destroyed amounted to 220,184 lbs. against 388,946 lbs. in the previous year. The quantity of meat illegally imported into Bombay and seized and destroyed amounted to 7,296 lbs. against 8,583 lbs. in the previous year. The fines inflicted on such importers amounted to Rs. 1,080.

126. The supplies of mutton, beef, fish, fruit, vegetable, &c., were satisfactory.

127. The financial result of the working of the markets during the year showed a return of 7.66 per cent. on the estimated capital expenditure.

128. The work of the Municipal cheap grain shops was carried on during the year. In addition to the 12 grain shops opened last year 4 more were opened during the current year. 9 shops where the sales were not satisfactory were closed during the year. The remaining shops were reorganized and maintained in 7 localities. Grain worth about Rs. 1,18,000 was sold at these shops, the net result being a loss of Rs. 12,084. The system of sale on credit introduced for the benefit of the Municipal staff was taken advantage of by the staff who were allowed to buy grain worth Rs. 3,382 during the year.

VII.—EDUCATION.

129. The total number of Municipal schools at the close of the year was 250, 17 more than in the previous year. Of the newly opened schools 2 are Marathi and 1 Gujarathi Girls' schools; 7 Marathi and 3 Urdu Boys' schools and 3 Marathi Night schools and 1 Gujarathi Nirashrit (Depressed Classes) Day school. The total number of pupils was 28,238 against 26,832 in the previous year and the number of teachers 1,275 against 1,163. The number of teachers of special subjects such as drawing, music, knitting, &c., increased from 59 to 71. In addition, there were 13 teachers of Training Classes for teachers. The number of trained teachers increased from 544 to 622.

130. The total expenditure amounted to Rs. 12,87,211 showing an increase of Rs. 4,33,774 over that for the previous year. Nearly half of this increase was due to a revised scale of salaries for teachers. The other causes of the increase were the employment of additional teachers, improved accommodation for schools, the opening of 12 new schools, equipment of existing schools and increased grants given to aided schools. The average cost per pupil came to Rs. 42.4 against Rs. 28.6 in the previous year, the rise being due to the causes above stated and to increase in rents and general rise in the prices of the articles of school equipment.

131. Additional accommodation was provided for 8 schools and 2 schools were removed to more suitable premises.

132. Out of 9,158 children medically examined about 60 per cent. were found to be suffering from various defects or ailments.

133. The number of schools to which grants-in-aid was given increased from 163 to 173 and the amounts paid during the year aggregated Rs. 89,413 against Rs. 85,373 in the preceding year.

134. In accordance with the arrangement with Government for sharing the cost of the excess expenditure on primary education over and above the budgetted expenditure for 1917-18, *viz.*, Rs. 6,58,175-8-4, the first instalment has been duly paid by Government. A Bill has been passed by the Bombay Government empowering the Corporation to introduce free and compulsory primary education either for males alone or for both males and females and either all at once throughout the whole city or by wards and sections. The personnel of the Schools Committee has also been increased by the Bill from 12 to 16 members, the four new members to be chosen by the Corporation from outside the ranks of its members, two of them being ladies. This Bill awaits the final approval of the Government of India.

MUNICIPAL SERVANTS' ACT.

135. No circumstances arose in any department of the Municipality in which it was necessary to put into operation the provisions of the Municipal Servants' Act.

H. B. CLAYTON,
Municipal Commissioner
for the City of Bombay.

CHIEF ACCOUNTANT'S REPORT.

FOR 1919-20.

Contents.

	PAGE
Opening Remarks	23 to 27
Income	27 to 29
Octroi Duties	30
Revenue Expenditure (including Lapsed Grants and Savings)	30 to 37
Surplus Cash Balance	37 and 38
Loans Raised	38 and 39
Debt and Sinking Funds	39 and 40
Loan Works Expenditure	40 to 43
Plague Expenditure	43
Liabilities and Assets	43
Investments and Invested Balances	44
Special Funds	44
Water Works Account	44
Assets and Liabilities	45
Suspense Accounts	45 to 48
Street Improvements	49
General Financial Position	49 and 50
Fire Brigade	50
Revenue Audit	51 to 54
Cost of Department	55
List of Appendices	55

FINANCIAL.

Report of Mr. D. Robertson, Special Chief Accountant, for the financial year 1919-20 forwarded with his No. A.E.-1819 dated 1st September 1920.

I have the honour to submit my report on the accounts of the Municipality for the year 1919-1920 :—

2. During the year under report, the rates of taxation remained stationary.

3. In the following statement the income and expenditure for the year is compared with the original and Revised Estimates and the actuals for the preceding year :—

—	Budget Estimates for 1919-1920.	Revised Estimates for 1919-1920.	Actuals for 1919-1920.	Actuals for 1918-1919.	Increase or Decrease.		
					As compared with the Budget Estimates.	As compared with the Revised Estimates.	As compared with the previous year.
	Rs.	Rs.	Rs.	Rs.	Rs.	Rs.	Rs.
Income ...	1,71,15,000	1,81,96,000	1,83,16,927	1,73,74,185	+ 12,01,927	+ 1,20,927	+ 9,42,742
Expenditure..	1,79,32,592	1,94,32,431	1,83,09,277	1,70,26,649	+ 3,76,685	- 11,23,154	+ 12,82,628
Surplus	7,650	3,47,536

4. The opening and closing working cash balances are as under :—

Opening Balance.	Surplus for the year.	Closing Balance.
Rs.	Rs.	Rs.
75,09,317	7,650	75,16,967

This closing balance comprises the following items :—

(1) Surplus Revenue Fund (<i>vide</i> Appendix No. 3) ...	Rs. 41,79,811
(2) Lapsed Grants for 1919-20 required to be renewed in 1920-21 (<i>vide</i> Appendix No. 2)	„ 17,65,909
(3) Contribution on 1st May 1920 to the City Improvement Trust—	
Budget Estimates, 1920-21 ...	Rs. 15,60,447
Additional Grant ...	„ 10,800
	„ 15,71,247
	<u>Total Rs. 75,16,967</u>

5. The opening and closing Reserve Stores Balances are compared below :—

—	1919-20.	1918-19.	Decrease.
	Rs.	Rs.	Rs.
Serviceable stores ...	6,05,293	6,84,389	— 79,096
Surplus and obsolete stores ...	2,506	2,572	— 66
Total Rs. ...	6,07,799	6,86,961	— 79,162

6. The subjoined statement contains the grants sanctioned for expenditure in 1919-20 outside the Budget Estimates and their comparison with the figures for the previous year:—

	1919-20.	1918-19.	Increase.
	Rs.	Rs.	Rs.
Additional grants	14,57,650	24,02,650	— 9,45,000
Renewed grants	13,67,073	11,17,198	+ 2,49,875
Total	28,24,723	35,19,848	— 6,95,125

The grants requiring renewal in 1920-21 as compared with those renewed in 1919-20 are shown below:—

1920-21.	1919-20.	Increase.
Rs. 17,65,909	Rs. 13,67,073	Rs. 3,98,836

Surplus Cash Balance. 7. The Surplus Cash Balance stood at Rs. 32,69,170, thus:—

Surplus Revenue Fund as per Appendix No. 3 Rs. 41,79,811

Deduct—

(1) Minimum required by law Rs. 1,00,000
 (2) Reserve stock not held in cash (Appendix No. 5) ,, 6,07,799
 (3) Plant and machinery ,, 2,02,842 ,, 9,10,641

Net Surplus Cash Balance at 31st March 1920 Rs. 32,69,170

8. The incidence of taxation per head calculated on the basis of the Census for 1911 Incidence of Taxation. (9,79,445) during each of the five years ending with 31st March 1920 works out as follows:—

Year.	Amount.
	Rs. a. p.
1915-1916	12 9 8
1916-1917	12 11 11
1917-1918	13 9 4
1918-1919	15 14 2
1919-1920	16 9 2

This figure Rs. 16-9-2 for the year cannot be taken as a true indication of the incidence, in view of the large increase in population. The incidence of taxation should be much less.

9. The outstanding of rates and taxes at the close of the year 1919-1920 stood at Rs. 1,74,790 against Rs. 6,13,855 in the previous year, showing a decrease of Rs. 4,39,065 as follows:—

Outstanding at	General Tax.	Water Tax.	Halalkhore Tax.	Wheel Tax.	Meter Hire.	Total.
	Rs.	Rs.	Rs.	Rs.	Rs.	Rs.
31st March 1919	*5,23,385	48,328	31,529	10,494	119	6,13,855
Do. 1920	73,832	59,577	28,565	7,988	4,828	1,74,790
	4,49,553	11,249	2,964	2,506	4,709	4,39,065
	Decrease	Increase	Decrease	Decrease	Increase	Decrease

* This includes Rs. 3,14,772 on account of arrears due by the Port Trust which was received on 1st April 1919.

-10. The receipts for the year exceeded those of the previous year by Rs. 9,42,743, Comparison with the principal variations being under the following heads :—
Income for 1918-19.

	<i>Increase.</i>	<i>Decrease.</i>
	Rs.	Rs.
(1) General Tax	2,46,361
(2) Town Duties	1,48,858
(3) Licenses	13,176
(4) Tobacco Duties	30,252
(5) Halalkhore Tax	1,05,094
(6) Water Tax	1,15,706	...
(7) Market Receipts	32,012
(8) Tramway rent	10,167
(9) Miscellaneous Fines and Penalties	8,508
(10) „ Receipts	1,00,078
(11) „ Fees	13,247
(12) Net Profit on Municipal Workshops	7,377
(13) Interest and Profit on the Investments of Surplus Loan and other Balances	20,567
(14) Contribution from Government for Primary Education	1,17,411
	Rs. 9,40,870	27,944

Comparison with Ex- 11. The expenditure for the year exceeded that of the preceding year, the increase being Rs. 12,82,628. The following are some of the principal items which contributed to the increase :—
penditure for 1918-19.

	Rs.
(1) General Superintendence	39,459
(2) Fire Brigade	25,018
(3) Public Gardens	11,736
(4) Public Works	3,68,106
(5) Public Health Department	3,62,091
(6) Markets and Slaughter Houses	1,25,173
(7) Primary Education	4,05,585
(8) Pensions and Gratuities	24,032
(9) War Allowances and Grain Compensation	3,79,465
(10) Contribution to the C. I. Trust	3,67,112
(11) Peace Celebrations	26,090

Against these increases, there were decreases under the following heads :—

	Rs.
(1) Hospitals	28,067
(2) Survey of Buildings and Lands	25,000
(3) Contribution towards the building to be erected at Apollo Bunder to commemorate the visit of His Majesty the King-Emperor of India	25,000
(4) Debt	1,25,145
(5) Depreciation on Government Paper held in Surplus Cash	6,34,256

12. The Loan liabilities at the beginning and at the end of the year were as under —

Outstanding debt at 1st April 1919. Rs.	Loan raised during the year. Rs.	Repayment during the year. Rs.	Balance of outstanding debt at 31st March 1920. Rs.
7,69,06,639	40,00,000	55,162	8,08,51,477

The state of the Sinking Fund is shown below :—

Amount of Fund at 1st April 1919. Rs.	Interest realizations. Rs.	Sinking Fund Instalments. Rs.	Amount of Fund at 31st March 1920. Rs.
2,14,19,974	8,25,056	9,36,446	2,31,81,476

Allowing for the Sinking Fund of Rs. 2,31,81,476 against the outstanding debt of Rs. 8,08,51,477, the net liability is reduced to Rs. 5,76,70,001.

13. The rateable value of properties in the City at the end of the year stood at Rs. 7,72,47,429 and the loan liability at Rs. 8,08,51,477 so that the margin up to which further borrowing is permissible under Section 109 (b) of the Municipal Act is Rs. 7,36,43,381 and always provided that the revenue required for the service of fresh loans will be forthcoming. From the following statement it will be seen that the ratio of rateable value of properties to debt during the year under report works out to 1:1.047 indicating that the reserve of borrowing power left to the Corporation is still considerable:—

Year.	Rateable value of properties.	Municipal debt.	The ratio of the rateable value of properties in the City as it stood on the 31st March of each year to the aggregate amount of debt at the same time.
	Rs.	Rs.	
1904-05	3,18,86,460	4,86,12,762	1:1.524
1905-06	3,43,83,811	4,97,15,015	1:1.445
1906-07	3,73,16,953	4,96,06,066	1:1.329
1907-08	3,98,64,747	5,07,82,403	1:1.273
1908-09	4,22,01,034	5,20,22,939	1:1.232
1909-10	4,45,13,209	5,49,08,205	1:1.233
1910-11	4,68,59,058	5,62,88,147	1:1.201
1911-12	4,82,55,536	5,91,60,747	1:1.225
1912-13	4,96,64,843	5,90,41,916	1:1.189
1913-14	5,21,62,819	6,48,83,677	1:1.244
1914-15	5,38,67,232	6,88,44,972	1:1.278
1915-16	5,70,83,834	7,44,00,775	1:1.303
1916-17	5,88,81,972	7,42,36,994	1:1.260
1917-18	6,12,34,537	7,41,43,634	1:1.211
1918-19	7,46,87,830	7,69,06,639	1:1.029
1919-20	7,72,47,429	8,08,51,477	1:1.047

14. The following statement contrasts the expenditure on Loan Works in 1918-19 and 1919-20 with the Original and Revised Estimates for those years :—

	From Loan Funds.			Advances from Surplus Cash Balances.		
	Budget Estimates.	Revised Estimates.	Actuals.	Budget Estimates.	Revised Estimates.	Actuals.
	Rs.	Rs.	Rs.	Rs.	Rs.	Rs.
1918-19 ...	23,63,100	32,40,257	22,10,033	9,70,900	1,66,300	Cr.3,48,953
1919-20 ...	29,25,100	53,93,200	14,60,695	9,19,000	5,61,967
Decrease on the actuals for 1918-19 ...			7,49,338	Increase on the actuals for 1918-19.		9,10,920

15. The expenditure on Plague operations as compared with the original and final grants and the actuals for the previous year is shown below :—

Actuals for 1918-19.	Budget grant for 1919-20.	Final amended grant for 1919-20.	Expenditure for 1919-20.	Balance unexpended.	Required to be renewed in 1920-21.	Net savings.
Rs. 1,26,506	Rs. 1,43,833	Rs. 1,42,224	Rs. 1,18,404	Rs. 23,820	Rs. 7,457	Rs. 16,363

INCOME.

16. A detailed comparison between the Budget Estimates and the Actuals will be found in Appendix No. 1.

The following were the main factors contributing to the excess of Rs. 12,01,927:—

Budget Head.	Amount of Increase.	Reasons.
	Rs.	
1. General Tax	3,39,310	Due to arrears of tax from Government and to the erection of new buildings in the City.
2. Fire Tax	11,725	Do.
3. Town Duties	1,78,440	Due to heavier imports principally of sugar, ghee and Timber.
4. Licenses	11,515	Due to increase in the issue of music and land conveyance licenses.
5. Tobacco Duty	45,011	Due to heavier imports.
6. Halalkhore Tax	69,161	Due to the erection of new buildings.
7. Water Tax	1,48,308	Due to the erection of new buildings and to increase in compounded charges and in receipts from rent of meters.
8. Market receipts	27,463	Due to increase in Bandra fair ground feeding fees.
9. Miscellaneous receipts	2,23,192	Due to (1) sale of lands and buildings, (2) sale of set-forward land and (3) sale of rights.
10. Net profit on Municipal Workshops..	15,169	Due to increase in the number of jobs executed in the shops.
11. Contribution from Government for Primary Education.	1,17,411	In accordance with the arrangement arrived at between Government and the Corporation.

There were also the following minor increases :—

	Rs.
1. Tramway Rent	9,510
2. Miscellaneous Fines	13,066
3. " Fees	9,376
4. " unclaimed Dues	10,346
5. Sale proceeds of unserviceable Tools and Plant	7,500
6. Interest on sums invested in Plant and Machinery	2,653

There were decreases under the following heads :—

	Rs.
1. Wheel Tax	18,188
2. Public Gardens	2,145
3. Net profit on sale of stores to Contractors	10,000
4. Interest and profit on the investment of Surplus Loan and other balances	11,050

Comparison between Revised Estimates and Actuals. 17. As compared with the Revised Estimates the actuals resulted in an increase of Rs. 1,20,927, the most important variations being :—

	Increases. Rs.	Decreases. Rs.
1. General Tax	38,510	...
2. Wheel Tax	31,188
3. Town Duties	1,28,440	...
4. Tobacco Duty	21,011	...
5. Halalkhore Tax	10,839
6. Water Tax	7,692
7. Markets	33,537
8. Miscellaneous receipts	29,192	...
9. Interest and profit on the investment of Surplus Loan and other balances.	26,150

The variations were due to the same causes as those mentioned in comparing the actuals with the original estimates.

Comparison between the Actuals for 1918-19 and 1919-20. 18. The income for the year under report exceeded that of the previous year by Rs. 9,42,743. The principal increases were under the following heads :—

	Rs.	
(1) General Tax	2,48,361	Due to increase in the number of new buildings, in the rateable value consequent on rise in rents and on account of arrears received from Government.
(2) Town Duties	1,48,858	Due to increase in import of sugar, ghee and timber.
(3) Licenses	13,176	Due to increase in receipts from land conveyance and Music licenses.
(4) Tobacco Duty	30,262	Due to heavier imports.
(5) Halalkhore Tax	1,05,094	Due to increase in the number of buildings and rateable value.
(6) Water Tax	1,15,706	Due to increase in rateable value and in the number of buildings.
(7) Market Receipts	32,012	Due to increase in stall rents and fair ground and feeding fees.
(8) Miscellaneous Fines	8,508	Due to increase in the fines levied by Magistrates.
(9) Miscellaneous Receipts	1,00,078	Due to sale of lands and buildings and to sale of set forward land.
(10) Miscellaneous Fees	13,247	Due to increase in the Health Department fees.
(11) Contribution from Government for Primary Education.	1,17,411	In accordance with the arrangement between Government and the Corporation.

The principal decreases are shown below :—

	Rs.	
(1) Interest and profit on investment of Surplus Loan and other balances.	20,567	Due to investment of large amounts in Treasury Bills maturing after 31st March 1920.

19. The position as regards our principal sources of income, *viz.*, General Tax, Water Tax and Halalkhore Tax is satisfactory as will be seen from the subjoined statement. The net increase works out to Rs. 9,14,000. In addition, I consider, the following might be looked upon as permanent additions to our income :—

1. Wheel Tax and Tolls	Rs. 7,000
2. Tobacco Duty	30,000
3. Market Receipts	32,000
4. Contribution from Government for Primary Education	1,17,000

The permanent expansion of our revenue during the year may thus be put at Rs. 11,00,000.

1918-1919.	Amount.	Total.	Grand Total.	1919-1920.	Amount.	Total.	Grand Total.
	Rs. a. p.	Rs. a. p.	Rs. a. p.		Rs. a. p.	Rs. a. p.	Rs. a. p.
1. General Tax (including Fire Tax) at 9½ per cent.—				1. General Tax (including Fire Tax) at 9½ per cent.—			
Total collections booked	75,04,011 10 11			Total collections booked	77,58,035 10 2		
<i>Less—</i>				<i>Less—</i>			
Arrear recoveries	10,04,854 2 7			Arrear recoveries... ..	5,42,104 13 3		
	64,99,157 8 4				72,15,930 12 11		
<i>Add—</i>				<i>Add—</i>			
Outstandings for the year at the close of the year	5,22,261 9 11	70,21,419 2 3		Outstandings for the year at the close of the year	72,683 0 0	72,88,613 12 11	
2. Water Tax and Miscellaneous Water Works Revenue at 3 per cent. on rateable value—				2. Water Tax and Miscellaneous Water Works Revenue at 3 per cent. on rateable value—			
Total collections booked	29,77,602 5 5			Total collections booked	30,93,308 2 9		
<i>Less—</i>				<i>Less—</i>			
Recoveries for previous years	4,425 8 0			Recoveries for previous years	12,763 5 1		
	29,73,176 15 5				30,80,544 13 8		
<i>Add—</i>				<i>Add—</i>			
Outstandings for the year at the close of the year	47,760 10 0	80,20,937 9 5		Outstandings for the year at the close of the year	58,786 2 3	31,89,330 15 11	
3. Halalkhore Tax at 3 per cent.—				3. Halalkhore Tax at 3 per cent.—			
Total collections booked	18,34,067 8 5			Total collections booked	19,39,161 14 6		
<i>Less—</i>				<i>Less—</i>			
Arrear recoveries	4,541 15 1			Arrear recoveries... ..	20,212 12 7		
	18,29,525 9 4				19,18,949 1 11		
<i>Add—</i>				<i>Add—</i>			
Outstandings for the year at the close of the year	31,403 1 3	18,60,928 10 7	1,19,03,385 6 3	Outstandings for the year at the close of the year	27,909 15 11	19,46,859 1 10	1,28,74,803 14 8

Net Income from Property Taxes for 1919-20	Rs. 1,28,74,803 14 8
<i>Deduct—</i> Net Income from Property Taxes for 1918-19	Rs. 1,19,03,385 6 3
	Rs. 4,71,518 8 5
<i>Add—</i> Decrease in Outstanding Balances	Rs. 4,42,046 3 0
Net Increase in 1919-1920 over 1918-1919	Rs. 9,13,564 11 6

OCTROI DUTIES.

20. As usual the various articles on which duty was levied at the time of import under the provisions of Section 192 (1) of the Municipal Act the amount levied and refunds allowed thereon under section 192 (2) on their export, are shown in Appendix No. 15.

The gross collections for the year were estimated at Rs. 42,25,000 the refunds at Rs. 23,00,000 and the net revenue at Rs. 19,25,000. The actual gross realizations made by the Port Trust and the two Railways were Rs. 42,37,735 and the refunds paid aggregated Rs. 21,42,601.

The net revenue collected and paid into the Municipal Treasury in the year amounted to Rs. 21,03,440 showing an increase of Rs. 1,48,857 as compared with the actuals of the previous year, viz., Rs. 19,54,583. The net realizations after deducting the cost of collection amounted to Rs. 18,71,780 against Rs. 17,11,503 in the previous year.

21. Appendix No. 16 shows the net revenue derived from each dutiable article during the ten years ending 1919-20, Appendix No. 17 the actual collections, the refunds admitted, and the net revenue during the five years ending 1919-20, and Appendix No. 18, the gross collections for the year from each dutiable article month by month from each source with the total refunds admitted as compared with the figures of the preceding year.

REVENUE EXPENDITURE.

22. The final sanctioned grants amounted in the aggregate to Rs. 2,06,07,315 as follows:—

Budget Grants	Rs. 1,79,32,592
Lapsed Grants	„ 13,67,073
Additional Grants	„ 14,57,650
Total	Rs. 2,07,57,315
Savings as per revised estimates	„ 1,50,000
Final sanctioned grants	Rs. 2,06,07,315

23. The principal items for Rs. 10,000 and above making up the additional grants of Rs. 14,57,650 are as under:—

	Rs.
(1) To meet the payment of a bonus to the subordinate staff of the Municipality in connection with the influenza epidemic	11,069
(2) To meet extra cost owing to the revision of salary of teachers	46,000
(3) To meet cost of War Allowance to teachers	2,29,320
(4) To meet portion of the cost of the extra payment made to the grain contractors for the year 1918-19 in consideration of the loss sustained by them	25,000
(5) To supplement the budget grant under Public Health and Infectious Diseases	55,000
(6) Balance of contribution to City Improvement Trust for the year 1918-19... ..	29,527
(7) To transfer to the Municipal Lands and Buildings Fund monies received by sale of land other than set forward land during 1918-19	10,981
(8) For adding to the street Improvement grant the amount of monies received on account of sale of set forward lands and recoveries from houseowners for permission to build within the regular lines of the streets during the year 1918-19	27,550
(9) To supplement the grant for financing Municipal grain shops.	15,000
(10) To meet arrears of payment to the Bombay Port Trust on account of cleaning and lighting Port Trust Wharves Roads and Docks	79,849
(11) To meet the excesses over budget grants of 1918-19.	1,07,384
(12) To meet a portion of the cost of constructing new scavenging carts for the Health Officer	14,344
(13) To meet an excess in the budget grant under XVII Pensions, Gratuities and Compassionate allowances.	25,000
(14) To meet an excess in the grant of War Allowance.	1,50,000
(15) To meet the cost of the Peace celebrations.	49,000
(16) To meet the cost of wages of 240 additional cart drivers	17,380

Carried forward .. Rs. 8,91,994

	Brought over ...	Rs. 8,19,394
(17) To meet the cost of feed charges for extra Bullocks	42,000
(18) To meet the excesses in the grants for feed of bullocks under the following heads :—		
B. Conservancy—		
(c) Disposal of Town Refuse. 2—Bullock Traction.		
IV Running Expenses.	Rs.	
(e) Feed of bullocks	94,000	
O Halalkhore Branch—(c) Bullock traction.		
IV Running expenses—		
(a) Feed of bullocks	27,000	
		1,21,000
(19) To meet excesses in the following grants :—		
B. Conservancy.		
(c) Disposal of Town Refuse.		
EI Motor traction.		
IV Running expenses	25,000	
V Repairs and Maintenance... ..	20,000	
		45,000
(20) To meet the cost of rubber hose for Fire Brigade		20,693
(21) To meet excess in XI-Public Health—		
A. Supervision—1. Establishment		
(a) Salary of Executive Health Officer		10,000
(22) To meet an excess under —		
D. Registration of births and deaths. 1—Establishment.		
B. Registration branches—		
(a) Permanent... ..		10,000
(23) To meet an excess under Markets and Slaughter Houses.	Rs.	
C. Slaughter Houses. 2. Feed of Cattle brought for slaughter	55,000	
F Meat Carriage—		
B Bullock traction—		
IV Running Expenses—		
(a) Feed	21,100	
(c) Hire of carts	15,900	
		91,100
(24) To meet excesses in various grants due to increase in pay of labour staff		15,776
(25) To meet excess in grant for repairs to Scavenging carts		23,000
		Rs. 12,70,563

24. The transfers made from one Budget head to another without in any way affecting the total Budget provision for the year amounted to Rs. 6,83,164.

25. The total expenditure actually incurred against the aggregate final sanctioned grant, the amount of unexpended balance renewed and the net savings are shown below :—

Final sanctioned grant.	Expenditure.	Balance.	Amount to be renewed.	Net saving.	Percentage of savings on the final sanctioned grant minus renewals.	Similar percentage of savings in 1918-19.
Rs.	Rs.	Rs.	Rs.	Rs.		
2,06,07,315	1,83,09,276	22,98,039	17,65,909	5,32,130	2.82	2.15

26. The following figures show the percentage of savings to sanctioned grants for the last five years making no allowance for renewals :—

Year.	Final sanctioned grants after deducting savings taken credit for in the Revised Estimates.	Unappropriated net savings.	Percentage.
	Rs.	Rs.	
1915-16	1,41,19,265	3,16,634	2.24
1916-17	1,52,86,047	2,02,260	1.32
1917-18	1,56,67,864	2,89,275	1.85
1918-19	1,87,67,255	3,73,533	1.99
1919-20	2,06,07,315	5,32,130	2.58

27. The following table shows the results in regard to total savings for each year from 1915-16 to 1919-20 :—

	1916-16.	1916-17.	1917-18.	1918-19.	1919-20.
	Rs.	Rs.	Rs.	Rs.	Rs.
Savings as estimated in the Revised Estimates	85,600	2,41,244	65,000	33,500	1,50,000
Further savings accrued in final accounts	3,16,634	2,02,260	2,89,275	3,73,533	5,32,130
Total Rs. ...	4,02,234	4,43,504	3,54,275	4,07,033	6,82,130

28. In the following statement the gross grants sanctioned from 1915-16 are compared with the lapses year by year :—

	Gross grants sanctioned.	Savings on Revised Estimates.	Expenditure booked against gross grants.	Lapses on final grants sanctioned.
	Rs.	Rs.	Rs.	Rs.
1915-16 ...	1,42,04,865	85,600	1,28,03,870	14,00,995
1916-17 ...	1,55,27,291	2,41,244	1,42,14,292	13,12,999
1917-18 ...	1,57,32,864	65,000	1,42,61,391	14,06,473
1918-19 ...	1,88,00,755	33,500	1,70,26,649	17,40,606
1919-20 ...	2,07,57,315	1,50,000	1,83,09,276	22,98,039

The total lapsed grants required to be renewed in 1920-21 aggregate Rs. 17,65,909 against Rs. 13,67,073 in 1919-20.

29. The heads under which the renewals are required will be found in Appendix No. 2.

The more important renewals and the percentage of renewed grants to grants allotted are shown in the following table :—

Percentage of renewals to total sanctioned grants.	Departments and Service heads.	Total Renewals.
		Rs.
9-05	General Superintendence	42,677
3-77	Assessment and Collection Department	20,979
9-29	Fire Brigade	29,283
35-99	Public Gardens	56,530
14-88	Public Works	7,88,987
8-53	Public Health	3,18,812
17-38	Markets and Slaughter Houses	1,13,915
5-51	Pensions and Gratuities	11,027
6-62	Debt	3,05,068

30. In the Revised Estimates the figure of lapsed grants was put at Rs. 11,00,000. The higher figure of Rs. 17,65,909 is principally accounted for under New Works grants and under Public Works, Streets and Buildings grants.

Comparison between the actual expenditure during 1918-19 and 1919-20.

31. The Revenue Expenditure of the year under report as compared with the preceding year shows increases aggregating Rs. 24,81,587 under various heads and decreases aggregating Rs. 11,98,959 under other heads, leaving a net increase of Rs. 12,82,628.

82. The increases and decreases are dealt with in the following paragraphs :—

A.—*General Superintendence*.—The net increase of Rs. 39,459 is due (1) to expenditure incurred in the Secretary's Department on printing and advertisements, and (2) to an increase in the cost of Audit Establishment owing to acting arrangements.

B.—*Assessment and Collection Department*.—There is nothing under this head which calls for remarks.

C.—*Fire Brigade*.—The increase of Rs. 25,019 is due to general increase in prices and to larger purchases of appliances this year.

D.—*Public Gardens*.—The increase of Rs. 4,098 is due to greater expenditure on improvements to Zoological portion of Victoria Gardens.

E.—*Public Works (Engineer's) Department*.—

	Increase.	Decrease.	REMARKS.
	Rs.	Rs.	
V.—General Supervision and Miscellaneous Duties.	17,005	Due to re-organisation of the Executive Engineer's Department and more printing work having been executed during the year.
VI.—Mechanical Branch— A.—Pumping and Compressor Stations, Floor Gates, &c.	45,859	Mainly due (1) to heavy repairs to machinery and (2) to payment of heavy bills on account of repairs and renewals of the sealed sewage main in Fergusson Road during last year.
VII.—Sanitary—Disposal of Town Sweepings.	45,145	Due to the increase in labourers' wages, the running of a 2nd kutchra train, and the construction of Kurla-Deonar Railway Extension.
VIII.—Miscellaneous Drainage and Sluices.	57,685	Due (1) to a large number of labour carts and bullock pairs having had to be engaged on account of more repair works taken in hand during the year under report; (2) to revision of the scale of pay of labour staff; (3) to heavier expenditure on cleaning drains and low-level channels, and (4) on account of special repairs to the banks and sides of low-level Channel No. 1.
Ditto, New Works ...	39,744	Due to more works having been taken in in hand this year.
IX.—Streets and Buildings, Building and Road Branches— A.—Inspection and Supervision.	13,650	Due to the reorganisation of the Executive Engineer's Department, to more printing work having been executed during the year, and to the increase in the issue of clothing.
B.—Public Lighting	54,132	Due to the reduction in the rates for gas lighting
C.—Road Watering	27,628	Due to the increase in labourers' wages and in the rates for bullock pairs.
D.—Roads and footpaths	14,953	Due to the expenditure incurred in connection with the working of municipal quarries not having been fully adjusted during the year.
E.—Street Improvements	10,658	Due to more set-back lands having been added to public roads.
F.—Cleaning, Lighting, &c, Port Trust Wharves roads.	1,09,423	Due to the payment of the claim of the Port Trust for previous year during 1918-19.

F.—*Water Works*.—There was an increase of Rs. 3,75,546 due (1) to heavy expenditure on the work of reinforced concrete roof over Malabar Hill Reservoir; (2) to improving water supply in B, C and E Wards; and (3) to large purchases of meters and spare parts.

G.—*Public Health*.—There were increases aggregating Rs. 4,49,979 and decreases amounting to Rs. 87,887 under this head, the net increase being Rs. 3,62,092. The reasons for variations are given below :—

(A)—General Supervision.—There was a net increase of Rs. 6,608 made up as under :—

	Increase. Rs.	Decrease. Rs.	REMARKS.
I. Establishment—			
(a) Executive Health Officer—			
(a) Salary	2,530	Due to special leave on full pay to Dr. Turner and to the acting appointment of Dr. Sorab as Health Officer.
(b) Personal allowance	1,452	
(b) Central Offices—			
(a) Permanent	4,070	
(c) Allowances	691	
(c) Assistant and Deputy Health Officers and Offices			
(a) Permanent	1,280	Due to revision of schedule.
(c) Allowances	3,676	Due to motor allowance of Rs. 150 and conveyance allowance of Rs. 50 sanctioned to Assistant Health Officers, B C and D Wards.
II.—Printing and Stationery—			
(a) Printing	3,120	Due to extra percentage allowed to certain presses over the contract rates.

(B)—Conservancy Branch.—There was a net increase of Rs. 3,78,107 made up as under :—

	Increase, Rs.	Decrease, Rs.	REMARKS.
(a) Superintendence and Inspection	2,340	Due to the revision of the schedule.
(c) Street Cleaning and Sanitation	50,514	Due to increase in wages and to transfer of men from Malakhore Branch.
(d) Gully Flushing—			
4. Maintenance of Hydrants	3,113	Due to extensive repairs to engines and hydrants.
(e) Disposal of Town Refuse—			
1.—Motor Traction—			
3. Depreciation	17,426	Due to motor wagons having been purchased.
4. Running Expenses	1,701	Due to higher rates paid for petrol and motor accessories.
2.—Bullock Traction—			
1. Labour	2,400	Due to the increase in wages.
3. Purchase of Live-stock	62,358	Due to the supply of bullocks for last year having been completed during this year.
4. Running Expenses—			
(A) Feed of Bullocks	2,25,826	Due to higher rates for feed.
7. Repairs and Maintenance—			
(A) Carts	13,661	Due to less number of carts having been repaired.

	Increase.	Decrease.	Remarks.
	Rs.	Rs.	
4. Loading Siding—			
(A) Mahaluxmi—			
III. Stores, Clothing, &c. ...	8,353	Due to higher rates.
(5) Maintenance and Repairs.	15,016	Due to bills not having been received during the year.
(B) Colaba—			
(6) Haulage charges to Tardeo Flats.	2,360	Due to the presentation of the claims for 1918-19 during the year.
5. Reclamation—I. Covering with sweet earth refuse in town precincts.	7,601	Due to more area having been covered with sweet earth.
(f) Miscellaneous—			
I. Repairs and Maintenance of Buildings.	9,284	Due to extensive repairs.
III. Rent—			
(b) Ground Rent ...	7,973	Due to the payment of rent of ground formerly occupied by old workshops transferred to Health Department.

C. Halalkhore Branch.—There was a net increase of Rs. 26,447 made up of the following items:—

	Increase.	Decrease.	Remarks.
	Rs.	Rs.	
A. Superintendence and Inspection—			
1. Establishment	5,885	Due to the revision of the schedule.
B. Cleaning and Sanitation—			
I. Labour	47,444	Due to the transfer of men to Conservancy Branch.
III. Stores and Contingencies.	694	Do. do.
C. Bullock Traction—			
1. Labour	1,897	Due to increase in wages.
3. Purchase of Live Stock ...	7,048	Payment had to be made this year on account of liabilities incurred in the preceding year.
4. Running Expenses—			
A. Feed of Bullocks ...	30,978	Due to higher rates.
C. Stores and Contingencies.	728	Do.
6. Repairs and Maintenance.—			
A. Carts	519	Owing to less number of carts repaired.
D. Miscellaneous—			
A. Latrines and Urinals—			
I. Improvements	4,572	Due to bills for past years having been paid during the current year.
B. Buildings and Structures—			
1. Repairs and Maintenance.	19,081	Due to more extensive repairs.

D. *Registration of Births and Deaths.*—The increase of Rs. 23,651 under this head was principally due (1) to revision of the schedule and (2) to the increased charges in connection with the Maternity Homes.

E. *Cemeteries.*—The increase of Rs. 8,259 was due to special repairs to the compound wall of the Hindu Burial and Burning Ground at Mahim.

F. *Laboratory.*—The decrease of Rs. 3,940 was due to the supply of apparatus and medicines not having been received.

G. *Dhobiwada*.—The increase of Rs. 2,033 is due (1) to large consumption of water and (2) to the bills on account of ground rent for the last year having been paid during the year.

L. *Infectious Diseases*.—The decrease of Rs. 25,699 was due to the absence of Cholera and Influenza Epidemics.

N. *Malaria*.—The increase of Rs. 14,485, was due to further reduction of the staff in consequence of its amalgamation with the Health Department.

O. *Plague*.—There was a reduction in expenditure to the extent of Rs. 8,102 as the epidemic was not severe during the year under report.

New Works.—(Health Department). There was an increase of Rs. 34,457 due to progress not having been made with works.

H. *Markets and Slaughter Houses*.—There was an increase of Rs. 1,03,066 due (1) to increase in the prices of grain and fodder ; (2) to higher rates of materials ; and (3) to hire of carts for the conveyance of meat from Bandra to Bombay.

New Works (Markets & Slaughter Houses).—There was a decrease of Rs. 22,107 which calls for no remarks.

I. *Education*—I. *Primary*.—There was an increase of Rs. 4,05,585 owing to (1) enhanced contribution to the Schools Committee ; (2) increase in War Allowance to teachers; and (3) the revision of the scale of pay of teachers.

J. *Hospitals*.—There was a decrease of Rs. 28,066 due mainly to the contribution made to the Anti-Tuberculosis League for equipments during last year.

K. *Pensions and Gratuities*.—The increase of Rs. 24,033 was due to a larger number of pensioners and to more compassionate allowances paid.

L. *Extraordinary Allowances*.—(1) *War Allowance*.—The increase of Rs. 3,85,916 was due to the payment of additional war allowance to the employes.

M. *Contribution to the City Improvement Trust*.—There was an increase of Rs. 3,67,113 due to enhanced contribution paid to the Trust owing to an increase in the General Tax realizations.

N. *Survey of Buildings and Lands*.—Decrease of Rs. 25,000 is due to no payment having been made this year.

O. *Contribution towards the building to be erected at Apollo Eunder to commemorate the visit of His Majesty the King-Emperor to India*.—The decrease of Rs. 25,000 is due to no payment having been made during the year.

P. *Municipal Debt*.—The decrease of Rs. 1,25,146 is due to interest payments remaining outstanding at the end of the year.

Q. *Depreciation on Government Paper held in Surplus Funds*.—The decrease of Rs. 6,34,256 is due to this special grant being made against the accounts for 1918-19.

R. *Peace Celebrations*.—There was an increase of Rs. 26,091 due to expenditure incurred by the Corporation in this connection.

33. Reviewing the extent to which there have been permanent additions to our revenue expenditure during the year, I consider the various additions to our recurring outlay may be placed at a total figure of Rs. 16,62,000 as follows :—

	Rs.
General Superintendence	20,000
Fire Brigade	25,000
Public Gardens	4,000
Public Works—	
General Supervision	17,000
Sanitary—Disposal of Town Sweepings.	40,000
	57,000
Public Health	4,00,000
Markets and Slaughter Houses	20,000
Education, Primary	4,00,000
Pensions and Gratuities	20,000
War Allowances	3,50,000
Contribution to City Improvement Trust	3,66,000
	Total ...Rs. 16,62,000

As regards the figure of Rs. 3,50,000 included on account of War Allowances, it may be assumed that this increased cost is a permanent addition to our expenditure in view of the recent revisions that have been made in the rates of pay to employees.

The expenditure on Education will not increase to the same extent next year as we shall be receiving a larger contribution from Government each year against the additional cost.

Comparing the figure of Rs. 16,62,000 shown above with the expansion in income given in para. 19 as Rs. 11,00,000, it will be seen that the expansion in expenditure has now definitely outgrown the expansion in our income.

Also there is the fact that there will be a much heavier expenditure to be faced on roads. The year under report does not reflect this increase owing to the difficulties that were being experienced then in getting materials, and machinery and plant.

There are very large loan works to be carried out in the near future for Drainage, Water Supply, Housing, etc.

The Corporation have under their consideration the question of extending the present basis of taxation and in two directions definite proposals have been formulated:—

(1) An increase in the wheel tax schedule which will give us an additional income of some 3 lakhs a year.

(2) The proposal made by Government to impose a terminal tax on cotton in connection with development schemes, 3/7 proportion out of which proceeds are to be given to the Municipality. On the average of the figures for the three years ending 1917-18 the income to the Municipality from this source will be some 12 lakhs of rupees.

SURPLUS CASH BALANCE.

34. It will be seen from para. 4 that the closing working cash balance stood at Rs. 75,16,967. Excluding from this amount, the minimum balance of Rs. 1,00,000 required by law, Rs. 15,71,247-11-6 earmarked for payment to the City Improvement Trust in 1920-21, Rs. 17,65,908-15-5 reserved for renewals during 1920-21, Rs. 6,07,798-15-3 being the amount of stores in hand, and Rs. 2,02,842-1-0 the amount advanced for the purchase of plant and machinery, the unhypothecated Surplus Cash Balance works out at Rs. 32,69,169 against Rs. 37,49,482 at the close of 1918-19 showing a decrease of Rs. 4,80,313 as under :—

	Rs.	
Increase in lapsed grants	3,98,836	
" in contribution reserved for payment to the City Improvement Trust	51,448	
Increase in plant and machinery	1,16,841	
	Rs. 5,67,125	
Decrease in balance of Reserve Stock..	79,162	
	Rs. 4,87,963	
Excess of Income over Expenditure	7,650	
	Net Decrease Rs. 4,80,313	

35. The original estimate of Surplus Cash Balance at the close of the year excluding the minimum balance of Rs. 1 lakh required by law and Rs. 14,90,472 reserved from revenue for payment to the City Improvement Trust was Rs. 22,69,968. The actual Surplus Cash

Balance of Rs. 32,69,169 was thus in advance by Rs. 9,99,201. It also exceeded the figure of the revised estimate of Rs. 25,13,051 (Rs. 41,32,851 less Rs. 15,19,800 plus Rs. 1,00,000) by Rs. 7,56,118 thus :—

		Rs.	
	(1) Extra income realization (para. 17) ...	1,20,927	
	(2) Savings in expenditure (para. 25) ...	5,32,130	
	(3) Difference in favour of 1919-20 as compared with 1918-19 in the renewed grants actually required in 1918-19 and those provided in the revised estimate for 1919-20 (Rs. 13,67,073 less Rs. 11,00,000) ...	2,67,073	
	(4) Decrease in value of Reserve Stock ...	79,162	
Less—	(1) Increase in the amount reserved for additional grants (Rs. 14,57,651 minus Rs. 13,82,766) ...	74,885	
	(2) Increase in the amount reserved for payment to the City Improvement Trust (Rs. 15,71,248 minus Rs. 15,19,800) ...	51,448	
	(3) Purchase of plant and machinery (Rs. 2,02,842 minus Rs. 86,001) ...	1,16,841	
		<u>2,43,174</u>	Rs. 9,99,292
		Difference Rs.	<u>7,56,118</u>

36. Against the above Surplus Cash Balance of Rs. 32,69,169, grants have already been made this year for revenue purposes to the extent of Rs. 1,16,001 and there is a contingent liability in respect of grants to be sanctioned for credit of Land and Buildings Fund and Street Improvement Grant for receipts during 1919-20 amounting to Rs. 2,25,526.

We have estimated a deficit of Rs. 1,30,000 in framing our Budget for 1920-21. The available Surplus Cash Balance is thus reduced to Rs. 27,97,642 out of which we hold 3½ per cent. Government Paper of the book value of Rs. 11,16,400 (nominal value Rs. 16,13,700).

LOANS RAISED.

37. The total Loans raised from the Public and the amounts spent therefrom are shown below :—

	Total Loans raised	Rs. 7,85,00,500-0-0
Less—	Works executed (Appendix No. 7)—	
	(a) Loan allotments (Col. 12) ...	Rs. 6,95,22,218-4-11
	(b) Savings on different Loans (Col. 12) ...	" 36,03,233-13-6
	(c) Advances from Loan Funds (Col. 14) ...	" 13,15,010-14-4
		<u>Rs. 7,44,40,463-0-9</u>
Less—	Surplus on old Workshops.	94,773-8-3
		<u>7,43,45,689-8-6</u>
	Balance at the end of 1919-20.	<u>41,54,810-7-6</u>

In addition to this Rs. 11,61,179-14-11 has been spent up to 31st March 1919 on Loan Works by way of advances from Surplus Cash Balance as per details in Appendix No. 14.

The Loan of Rs. 30 Lakhs borrowed from the Bank of Bombay in 1918 on the security of 12 months bills was renewed during this year with the Bank for a further period of 12 months the rate of discount, *viz.*, 5½ per cent. free of income tax to the Bank, being the same as in 1918. The Corporation has an option still to renew the bills for a further period of one year at a rate to be mutually arranged between the Municipality and the Bank.

A Loan of Rs. 40 lakhs bearing interest at 6 per cent per annum was raised in December 1919 by inviting tenders from the public. The average rate obtained was Rs. 100-3-2 per cent. *i.e.* very slightly over par. The currency of the loan has been fixed at 30 years, the Corporation reserving the right to redeem the debentures at the end of ten years.

A sum of Rs. 10 lakhs was received by way of an advance from Government out of their cash balances for the purpose of the development of Mahim to be undertaken by the Corporation.

DEBT AND SINKING FUNDS.

38. The following statement summarizes the state of the Debt during the year:—

	Due to Government.			Due to Public.			Total.		
	Rs.	a.	p.	Rs.	a.	p.	Rs.	a.	p.
Balance at 1st April 1919 ...	21,08,638	11	9	7,47,98,000	0	0	7,69,06,638	11	9
<i>Add—</i>									
Loan raised			40,00,000	0	0	40,00,000	0	0
	21,08,638	11	9	7,87,98,000	0	0	8,09,06,638	11	9
Repayment in 1919-20	30,161	9	0	25,000	0	0	55,161	9	0
Balance at 31st March 1920 ...	20,78,477	2	9	7,87,73,000	0	0	8,08,51,477	2	9
Outstanding Debentures of the Drainage Loan of 1878 redeemable on or prior to 1st January 1919, covered by renewed grant			27,500	0	0	27,500	0	0
Outstanding Debt at 31st March 1920	20,78,477	2	9	7,87,45,500	0	0	8,08,23,977	2	9
<i>Less—</i>									
Amount of Invested Sinking Fund at 31st March 1920			2,31,81,476	6	11	2,31,81,476	6	11
Net Outstanding Debt	20,78,477	2	9	5,55,64,023	9	1	5,76,42,500	11	10

39. The following statement shows the interest due and paid by the Bank to the Municipal Debenture-holders:—

	Rs.	a.	p.
Outstanding interest at 1st April 1919	2,34,608	9	8
Interest payable during 1919-20... ..	33,30,105	0	0
Total interest payable	35,64,713	9	8
<i>Less—</i>			
Amount disbursed during 1919-20	32,47,929	3	0
Balance	3,16,784	6	8
<i>Less—</i>			
Savings in the provision made to meet payments of interest for broken periods on the 40 lakhs loan for Miscellaneous Works	35,908	1	2
Outstanding interest covered by renewed grant... ..	2,80,876	5	6

The outstanding represents 7.88 of the total interest payable against 6.85 in 1918-19.

40. From Appendix No. 10 it will be seen that including interest due but not collected, the invested balance of the Sinking Funds on 31st March 1920 amounted to Rs. 2,34,92,938-12-7 and was Rs. 8,989-12-7 in excess of what should have accumulated for the purpose for which the funds have been created.

41. The subjoined statement shows the various kinds of paper with the amounts held in the Sinking Fund at 31st March 1920:—

Name of Sinking Fund.	5 per cent. Municipal Debentures.	4 per cent. Municipal Debentures.	4 per cent. Bombay Port Trust Debentures.	4 per cent. Bombay Improvement Trust Debentures.	4 per cent. Government Paper of the Conversion Loan of 1916.	5½ per cent. Indian War Bonds, 1920 and 1922.	Total.
	Rs.	Rs.	Rs.	Rs.	Rs.	Rs.	Rs.
5 per cent. Municipal Loans Sinking Fund ...	36,60,500	11,20,500	25,34,500	24,00,000	2,67,100	99,72,600
4 per cent. Municipal Loans Sinking Fund 3½ per cent. basis	67,60,500	5,53,000	5,39,000	16,57,400	95,09,900
4 per cent. Municipal Loans Sinking Fund 3 per cent. basis	30,44,900	2,48,500	32,92,500
3½ per cent. Municipal Loans Sinking Fund	4,09,000	4,09,000
Face Value ...	36,60,500	1,09,25,000	5,53,000	34,72,500	24,00,000	21,73,000	2,31,84,000

As all the securities held in the Sinking Funds are redeemable at par, there is no necessity of providing for any depreciation on that account.

42. The Investment of the Net Premia Fund at 31st March 1920 stood at Rs. 5,71,700 (Market value Rs. 3,40,812) which is sufficient to meet contingencies.

EXPENDITURE ON LOAN WORKS.

Appendices Nos. 8 and 14.

43. The subjoined statement shows the figures of the Revised Estimates and the Actuals under the Major Heads:—

	FROM LOAN FUNDS.				ADVANCES FROM SURPLUS CASH BALANCE.			
	Revised Estimates.		Expenditure.		Revised Estimates.		Expenditure.	
	Rs.	a. p.	Rs.	a. p.	Rs.	a. p.	Rs.	a. p.
A. Buildings and Sanitary Structures ...	17,56,800	0 0	2,38,375	6 8
B. Roads and Overbridges ...	9,29,700	0 0	2,89,082	3 1	9,19,000	0 0	5,61,966	11 1
C. Drainage ...	17,59,200	0 0	6,59,566	8 2
D. Water Works ...	6,85,900	0 0	2,15,198	7 6
E. Cemeteries ...	50,000	0 0	6,091	0 10
F. Disposal of Town Sweepings..
G. Miscellaneous ...	2,61,600	0 0	52,881	1 3
Total ...	53,93,200	0 0	14,60,694	11 6	9,19,000	0 0	5,61,966	11 1

44. The total excess incurred on individual works carried out from Loan Works over the Revised Estimates amounted to Rs. 1,43,010-11-7 and the total lapses amounted to Rs. 40,75,516-0-1. The net amount lapsed therefore was Rs. 39,32,505-4-6 and the principal works on which lapses exceeding Rs. 10,000 occurred were :—

A. *Buildings, Lands, &c.*—

Construction of Buildings for Primary schools in the City	Rs. 99,242
Construction of Chawls for Health Department Bigaries at Palton Road	85,258
Construction of Chawls for Halalkhores and Bigaries at Valpakady	29,401
Construction of New Municipal Workshops at Foras Road	10,809
Construction of Chawls for the Health Department Bigaries of F Ward	43,431
Construction of semi-permanent chawls at Foras Tank site	29,864
Construction of quarters and Offices for Inspectors, &c., Staff of the Road Department in A Ward and of the Water Works Department in A, B, C, E, and F Wards	15,746
Carrying out improvement, constructing Sheep pens and labourers' Chawls, &c., at Bandra Slaughter Houses	59,775
Filling in ground at the Bandra Slaughter Houses	43,844
Filling in tank in front of Arthur Road Hospital ...	45,561
Provision of small open spaces	2,00,000
Extension of Arthur Road Infectious Diseases Hospital	49,688
Construction of a combined Dispensary and School at Sandhurst Road including Drainage and Sanitary fittings (Municipal contribution)	48,261
Construction of bullock Stables and Offices, &c., for Health Department at Parbhadevi Road	49,988
Construction of lightning crushers at Carnac Road (part)	55,965
Construction of three additional wards of 40 beds each at the Arthur Road Hospital	11,930
Construction of King Edward VII Memorial Hospital (Municipal share of the cost)	1,00,000
Construction of latrines and urinals	24,426
Construction of latrines and urinals and bathing places &c., in Reay Road	27,430
Extending and improving the Arthur Crawford Market	57,818
Market at Matunga	50,000
Provision of cold storage at the Arthur Crawford Markets	30,000
Provision of 40 washing stones and batties at the Mahaluxmi Dhobiwada	10,523
Filling in land behind the Arthur Road Hospital ...	68,000
Acquisition of land for school at Valpakady	51,000
	<u>Rs. 12,97,960</u>

B. *Roads and Overbridges.*—

Widening and extending Nesbit Road	69,695
Overbridge at DeLisle Road	27,444
Widening of Worli Road from its junction with Haines and Ferguson Roads to the Worli Channel.	14,880
Paving Frere Road with Indian wood paving blocks	66,333
Provision for bottoming roads	1,28,794
New Footpaths	40,000
Providing footpath along the Queens Road	35,500
Rebuilding of Frere Bridge	30,400
Overbridge at Curry Road G. I. P. Railway	24,972
Acquisition of properties at the junction of Apollo Street and British Hotel Lane	30,000
Acquisition of land for Frere Road Bridge	51,200
Victoria Road widening scheme	2,00,000
	<u>Total Rs. 7,19,218</u>

	Rs.
<i>C. Drainage.—</i>	
Sewerage of the North of the Island ... :...	1,94,480
Construction of a Storm Water drain in Kalachowki Road and Parel Road	23,128
Construction of a Storm Water drain in Tulsi Pipe line ground from Dadar Station to Mahim Bay ...	1,00,000
Construction of a new drainage outfall at Love Grove.....	3,10,900
Additions to and enlargement of existing sewers in connection with the duplication of the Tansa main..	2,60,000
Construction of a Storm Water drain in Mount Road from Love Lane to Victoria Road	26,724
Providing a 3" circular Storm Water drain in Ferguson Road between the culvert on the low level channel and its junction with Haines Road ...	10,192
Providing Storm Water drains in Girgaum Road, Charni Road and Queens Road and filling in side drains	42,067
Providing a covered masonry Storm Water drain from culvert No. 9 (North of Mahalaxmi Railway Station) to (a) Storm Water drain in Haines Road and (b) a distance of 2,550 Northwards in the line of the water course east of the B. B. and C. I. Railway lines	70,753
	Rs. 10,38,244

D. Water Works.—

Laying 9" and 5" mains on the estate of the City Improvement Trust between Kingsway and the G. I. P. Railway Dadar Station	52,388
Laying water mains and fire service hydrants on Ballard Estate	44,000
Laying a 6" water main and provision of fire hydrants in Lady Hardinge Road	10,812
Laying water mains in the new Roads constructed by the City Improvement Trust in the Agripada Estate	58,681
Construction of a terminal service reservoir at Kirol near Ghatkoper	18,097
Laying 5" water mains in a portion of the City Improvement Trust Scheme No. XXXI between Jeejeebhai Lane and Lalbaug	12,514
Constructing a mechanical filtration plant at Tulsi Lake for purifying Tulsi Water and the work of conversion of obsolete filters at Malabar Hill into Reservoir storage	2,07,226
	Rs. 4,03,718

E. Cemeteries.

Filling in the Roman Catholic Cemetery at Haines Road and acquisition of additional land therefor including compound wall, drainage arrangements, &c	Rs. 43,909
---	------------

G. Miscellaneous.

Filling in part of Naigaum Tank	61,600
Filling in part of Storm Water Reservoir	1,47,619
	Rs. 2,09,219

The total excess incurred on individual works carried out from advances from Surplus Cash Balance over the revised estimates amounted to Rs. 1,82,421-6-9, and the total lapses incurred on individual works executed out of advances from Surplus Cash Balance amounted to Rs. 5,39,454-11-8 and the principal works on which lapses occurred were—

Construction of a new straight road from the junction of Old Purbhadevi Road and the proposed Foras	Rs.
Road to join the widened Mahim Bazar Road ...	1,84,124
Construction of Dadar Kumbharwada road ...	3,42,880
	Rs. 5,27,004

PLAGUE EXPENDITURE.

45. The charges incurred as compared with the preceding year and the reasons for the decrease have been shown in paras. 15 and 32.

The total expenditure incurred on Plague from the commencement of plague operations to the close of the year under report aggregated Rs. 86,04,467 and was financed as under :—

	Rs.
(1) From the 20 Lakhs Plague Loan	20,00,000
(2) From the Government contribution	14,50,000
(3) Amount recovered from the City Improvement Trust under section 79 (3) (b) (i) and (ii) of their Act IV of 1898 and transferred to meet the liability incurred out of Loan Funds	16,00,000
(4) From Current Revenue	35,54,467
	Total ... Rs. 86,04,467

LIABILITIES AND ASSETS.

Appendices Nos. 5 and 6.

46. It will be seen that the gross revenue liabilities of the Corporation stood at Rs. 93,12,848-3-5, the assets being Rs. 1,34,92,659-5-6. The difference of Rs. 41,79,811-2-1 represents the Surplus Revenue as shown in Appendix No. 3.

47. The following is a summary of the Revenue Assets :—

	Rs.	a.	p.
(1) Cash Balance in Office and Bank Treasuries...	8,33,634	14	4
(2) Surplus Funds Deposits and Investments ...	57,74,148	10	11
(3) Special Funds Investments	14,34,014	4	8
(4) Paper Deposits with the Bank of Bombay lodged by contractors or presented for the maintenance of public monuments	23,88,800	0	0
(5) Advances recoverable	22,03,921	1	2
(6) Reserve Stock	6,07,798	15	3
(7) Plant and Machinery	2,02,842	1	0
(8) Stores sold but not adjusted	47,499	6	2
	Total Rs. 1,34,92,659	5	6

48. The gross Capital liabilities of the Corporation stood at Rs. 8,25,66,766-8-8 at the close of the year under report and the assets at Rs. 11,89,25,564-2-9 resulting in a surplus of Rs. 3,63,58,797-10-1 the details of which are shown in Appendix No. 6.

49. The following are the Capital assets of the Corporation :—

	Rs.	a.	p.
(1) Block Account (including unbooked property)	8,94,70,800	6	4
(2) Debt due by the City Improvement Trust for lands transferred to them	17,15,289	5	11
(3) Municipal Land and Building Fund	4,03,187	8	1
(4) Sinking Fund Investments	2,31,81,476	6	11
(5) Loan Funds Investments	41,54,810	7	6
	Total Rs. 11,89,25,564	2	9

INVESTMENTS AND INVESTED BALANCES.

50. In the original Budget Estimates a sum of Rs. 2,95,000 was estimated to be derived from interest on investments of Surplus Loan and other balances. It was increased to Rs. 3,10,100 in the Revised Estimates. The actual realizations, however, amounted to Rs. 2,83,951 the decrease being due to the amounts invested in Treasury Bills maturing after 31st March 1920.

This income of Rs. 2,83,951 was derived from the following sources:—

	Rs.
(1) On Current Account Deposits at a rate between 2 per cent. and 3 per cent.	25,305
(2) On Fixed Deposits	1,55,813
(3) On Investments in Government and other Securities ...	86,271
(4) On Government Treasury Bills	17,062
Total Rs.	2,83,951

51. Inclusive of investments on account of Sinking, Insurance, Worn-out Water Mains Renewal, Net Premia, and Lands and Buildings Funds, the total sum of investment and re-investment arranged for by this Department during the year aggregated Rs. 2,27,95,500:—

	Rs.
(1) Current Account Deposits	35,75,000
(2) Fixed Deposits	1,24,50,000
(3) Government Treasury Bills	30,00,000
(4) Sinking and Special Funds	37,70,500
Total Rs.	2,27,95,500

The average-rate of interest on Fixed Deposits was 5.12 per cent, against 5.17 per cent. in the preceding year. The rates realized for Fixed Deposits ranged from 3½ per cent. to 7½ per cent. The maximum rate realized in the preceding year was 6½ per cent.

SPECIAL FUNDS.

Appendices Nos. 4 and 5.

52. The opening and closing balances to the credit of the different Reserve Funds, the additions made thereto and the withdrawals made therefrom during the year are shown in Appendix No. 4. The details of the different investments and the current market value are shown in Appendix No. 5A while Appendix No. 5 contains the total amount of paper held in each Fund and the Cash Balance to its credit in the Bank of Bombay.

The Municipal Land and Building Fund will be found in Appendices Nos. 4 and 6.

WATER WORKS ACCOUNT.

Appendix No. 12.

Income and Expenditure Account.

53. The following statement shows the income and expenditure for the year as contrasted with the original estimates and the figures for the preceding year:—

Budget Estimates for 1919-20.	Actuals for 1919-20.	Actuals for 1918-19.	Increase or decrease.	
			As compared with the Budget Estimates.	As compared with the previous year.
Rs.	Rs.	Rs.	Rs.	Rs.
Income ... (a) 29,45,000	30,93,308	29,77,602	+	1,15,706 (b)
Expenditure. 28,87,700	27,17,854	24,48,818	-	2,69,036 (c)
Surplus Rs.	3,75,454	5,28,784	Minus Rs.	1,53,330

(a) This does not include anything for interest on invested balances.

(b) Due to increased assessments of properties and more receipts for hire of meters.

(c) Increase principally due to special works paid for from revenue.

54. As required by Corporation Resolution No. 6,570 of 15th February 1912, a detailed statement of income realized for the year under report as compared with the preceding five years is attached to Appendix No. 12.

ASSETS AND LIABILITIES.

55. The liabilities at the beginning of the year stood at Rs. 3,23,36,767-12-5. They were reduced at the close of the year to Rs. 3,22,97,326-5-4 owing to the payment of Rs. 30,161-9-0 to Government towards the reduction of the Vohar Debt and of Rs. 9,279-14-1 towards the repayment of the Water Works portion of the Drainage Loan of 1878.

The assets aggregated Rs. 4,84,28,263-15-2 against Rs. 4,69,59,361-12-9 at the close of the previous year, showing an increase of Rs. 14,68,902-2-5 and were made up of (1) works executed out of Loan and Reserve Funds, (2) additions to the Sinking Fund investments, (3) the inclusion of works met out of (a) the contribution from the G. I. P. Railway for removing and relaying 32" Vohar Main at Coorla and (b) the Worn-out Water Mains Renewal Fund, and (4) the premia received on the 147 lakhs Tansa Water Works Loan.

From Appendix No. 13 it will be seen that the excess of assets over liabilities amounted to Rs. 69,86,275-3-10 after providing Rs. 82,96,007-6-0 for the Sinking Fund and Rs. 8,46,655-0-0 for Special Funds.

SUSPENSE ACCOUNT.

A.—Deposits.

56. The Cash Deposits outstanding at the close of the year aggregated Rs. 15,32,461-3-9 against Rs. 10,72,828-2-10 in the year 1918-19 and were made up of:—

	Rs.	a.	p.
(1) Cash Deposits from Contractors	3,38,001	3	10
(2) " " received through Departmental Officers	4,69,243	4	2
(3) Other Cash Deposits	6,52,482	10	7
(4) Deposits on account of works performed for private parties	72,734	1	2
	<u>Rs. 15,32,461</u>	<u>3</u>	<u>9</u>

In addition to this the balances of miscellaneous cash deposits amounted to Rs. 95,419-6-0. This figure includes Rs. 71,006-14-11 on account of subscriptions from Municipal employes towards the purchase of War Loan Bonds.

B.—Inter-Departmental Charges.

I. Workshops.

57. The opening balance was Rs. 77,521-0-7 or Rs. 20,369-12-2 less than in the preceding year.

The cost of labour and supervision staff employed and of stores used on the works turned out in the Shops during the year amounted to Rs. 4,21,991-14-2 against Rs. 3,95,074-1-8 in the previous year. The total outlay in the Workshops during the years together with the opening balance aggregated Rs. 4,99,512-14-9. The net recoveries during the year amounted to Rs. 4,13,905-15-11 (Gross Rs. 4,37,075-4-8 minus profit Rs. 23,169-4-9), and the outstanding at the end of the year including incomplete jobs and value of stores issued in March 1920 aggregated Rs. 85,606-14-10.

The outstandings are made up of the following items:—

	Rs.	a.	p.
Stores issued in March 1920 and charged in the accounts for 1919-20 under the system of stores accounts	26,403	11	7
Outstanding bills	50,935	5	6
Incomplete jobs	8,267	13	9
	<u>Rs. 85,606</u>	<u>14</u>	<u>10</u>

58. The supervision charges on all jobs at 25 per cent. amounted to Rs. 85,876-15-9. Deducting therefrom the sum of Rs. 200 paid for the purchase of hose and Rs. 6,648 on account of ground rent and adding Rs. 2,587-12-6 and Rs. 25 realized by the sale of unserviceable articles and coal ashes and saw dust, respectively, and Rs. 930-4-8 realized by the hire of plant, &c., the gross earnings of the Shops aggregated Rs. 82,572-0-11 from which the following shop and supervision, &c., charges amounting to Rs. 59,402-12-2 had to be met.

	Rs.	a.	p.
(1) Supervising Establishment and Contingencies... ..	25,142	4	8
(2) Shop charges	34,260	7	6
	<u>Rs. 59,402</u>	<u>12</u>	<u>2</u>

The net profit of the Workshops was thus Rs. 23,169-4-9 as against Rs. 30,546-8-4 for the last year, the reason for the decrease being that this year a payment of Rs. 6,648 had to be made for ground rent for the year 1918-19.

In arriving at this result no portion of the salary of the Deputy Executive Engineer, Mechanical Branch, no Interest and Sinking Fund charges on Capital, and no depreciation on buildings and machinery has been allowed for.

Other Works.

59. The outstanding balances on 31st March 1920, in respect of Departmental and Private Works executed by different branches of the Executive Engineer's Department (excluding Workshops) and the Health Department are contrasted below with those on 31st March 1919:—

	Balance on 31st March 1919.	Balance on 31st March 1920.	More.	Less.	REMARKS.
A.—DEPARTMENTAL WORKS.					
(1) Drainage	Rs. a. p. 1,851 10 8	(a) 4,445 11 0	2,594 0 9	...	(a) Out of this, Rs. 296-7-0 represents the value of stores issued in March 1920, bills for which are to be adjusted in 1920-21.
(2) Roads and Buildings Branch.	15,568 2 2	(b) 48,445 11 5	34,863 9 3	...	(b) Out of this, Rs. 85,275-7-1 represents charges on account of Municipal quarries, Nowroji Hill and Sewri, and Rs. 1,730-3-9 represents the value of stores to be adjusted in 1920-21.
(3) Water Works Branch.	12,347 5 6	(c) 4,447 12 5	7,905 9 1	(c) Out of this, Rs. 2,739-2-10 represents the value of stores issued in March 1920, bills for which are to be adjusted in 1920-21.
Rs. ...	27,782 1 11	57,333 2 10	37,456 10 0	7,905 9 1	
B.—PRIVATE WORKS.					
Drainage Branch. On account of Ordinary Works.	20,789 15 11	(d) 54,197 10 2	33,407 10 3	...	(d) Out of this, Rs. 342-11-0 represents the value of stores issued in March 1920, bills for which are to be adjusted in 1920-21.
Roads and Buildings Branch.	33,527 5 8	56,330 11 5	22,803 5 9	...	
Water Works Branch ...	17,675 8 8	(e) 13,193 10 4	4,481 14 4	(e) Out of this, Rs. 619 0 11 represents the value of stores issued in March 1920, bills for which are to be adjusted in 1920-21.
Health Department (removing chokes).	1,832 10	(f) 901 8 5	931 1 10	(f) Out of this, Rs. 716-7-5 represents the value of stores issued in March 1920, bills for which are to be adjusted in 1920-21.
Total	Rs. 73,825 8 6	1,24,623 8 4	56,311 0 0	5,413 0 2	

60. The outstandings in respect of Departmental Works, Roads and Buildings, are due to the expenses incurred on account of Municipal Quarries at Nowroji Hill and Sewri. These will be adjusted in 1920-21. The outstandings in respect of Private Works, Roads and Buildings Branch are due to bills against the Bombay Electric Supply and Tramways Company, Limited, and to those against the houseowners of private lanes not having been fully recovered before the close of the year. The outstandings in respect of Private Works, Drainage Branch, are due to bills against houseowners for providing drainage arrangements in private streets in the case of which no deposit can be recovered in advance.

With regard to outstandings in respect of Water Works Branch, a bill amounting to Rs. 9,498-3-0 for making water connection to the Famine Camp at Chembur was preferred against the Executive Engineer, Thana, but he having repudiated his liability for the payment the question of adjustment of the cost is under consideration.

Advances to Municipal Officers.

61. The outstandings on 31st March 1920 aggregated to Rs. 87,809-4-9 against Rs. 40,505-7-2 on 31st March 1919; Rs. 8,362 represent the sum allotted to the different Heads of Departments as standing advances for contingent expenses; Rs. 3,000 is the sum advanced to meet legal charges in connection with the acquisition of property at Church Gate Street; Rs. 4,675 represents the law charges incurred in connection with the purchase of the Bombay Tramways; Rs. 37,000 were advanced to Health Officer to meet the charges of Conservancy Branch as the Budget Grant was exceeded; Rs. 15,000 were debited to the Commissioner's account on account of Motor Car for Mr. W. A. Niven, commission, &c., charges due to G. I. P. Railway and Port Trust, and Pay of Establishment. The remaining balance is comprised of small items which call for no remarks.

Advances to Contractors.

62. The outstanding at the close of the year amounted to Rs. 1,08,871-4-4 against Rs. 3,89-6-2 at the end of 1918-19. Out of this Rs. 1,08,018-2-6 represent the amount advanced to Sir John Wolfe Barry and Partners for purchase of Coal Tar, Machinery, &c.

Miscellaneous.

63. Out of the outstandings of Rs. 3,94,101-14-9 the following are the principal items:—

	Rs.	a.	p.
(1) Acquisition of lands beyond the regular line of streets to be adjusted against the sale proceeds of the lands ...	1,96,666	3	7
(2) Laying pipe drains in house gullies ...	21,375	10	0
(3) Arbitration and other expenses in connection with the purchase of Tramways ...	5,623	14	10
(4) Expenditure in the suit filed by the Tramways Company against the Municipality ...	4,410	5	7
(5) Cost of filling in the Framji Kavasji Tank to be subsequently adjusted against the sale proceeds of the reclaimed land ...	3,832	6	2
(6) Improving the passage off Fergusson Road ...	5,557	2	6
(7) Metalling, Levelling, &c., Chinchpokli Cross Lane ...	12,093	13	11
(8) Advance to Overseers and Sub-overseers of the Road Branch for the purchase of Bicycles ...	18,195	0	0
(9) Cost of Stores required in connection with King Edward VII Memorial Hospital ...	80,000	0	0
(10) Moiety of the expenses paid to the Agent, B. B. & C. I. Railway, for widening Frere Bridge at Grant Road ...	30,354	0	0

The amount of Items Nos. 1 and 5 will be adjusted when the land is sold. The adjustment of Items Nos. 2 and 6 has yet to be effected. As regards Items Nos. 3 and 4 the Municipal Solicitors have been instructed to negotiate with the Tramway Company. Items Nos. 7 and 8 will be adjusted against recoveries. Items Nos. 9 and 10 will be adjusted against Loan Funds.

Advances from Surplus Cash Balance for New Works to be subsequently provided for under New Loans to be raised.

64. The total unadjusted expenditure up to 31st March 1920 which amounted to Rs. 11,61,179-14-11 will be found in Appendix No. 14.

Reserve Stock.

65. The receipts of General Stores during the year as per my books aggregated Rs. 12,64,703-0-11 and the issues Rs. 13,47,294-7-10, thus resulting in a decrease of Rs. 82,591-6-11 in the balance of current stores. There was reduction during the year in the balance of Surplus and Obsolete Stores from Rs. 2,571-14-10 to Rs. 2,505-10-7.

66. The verification of stock for the year 1918-19 at the Central Stores, the Bellasis Bridge Pipe Depot, the Municipal Workshops, and on the Line was completed by Mr. Vacha on the 9th August 1919 and a report of the result was made to the Corporation which showed a net excess of Rs. 1,781-15-11 (*vide* Corporation Resolution No. 11371 of 5th January 1920).

67. The work of the stock verification for the year 1919-20 was entrusted to Mr. Reyazuddin who commenced it at the end of the year and the result will be reported to the Corporation in due course.

68. The balances of the general, *i.e.*, current serviceable stores are compared below for the 5 last years:—

	Rs.	a.	p.
Balances at the close of 1915-16 ...	2,54,806	1	11
Do. do. 1916-17 ...	4,39,210	1	3
Do. do. 1917-18 ...	5,87,969	10	11
Do. do. 1918-19 ...	5,75,906	6	7
Do. do. 1919-20 ...	4,93,314	15	8

69. The balances of Reserve Stock in hand at the close of the year as per the general books of this office amounted to Rs. 6,07,798-15-3 against Rs. 6,86,961-3-4 at the close of the preceding year, showing a decrease of Rs. 79,162-4-1 as detailed below :—

DEPARTMENTS.	1918-1919.			1919-1920.			Increase or Decrease.
	Serviceable Stores.	Surplus and Obsolete Stores.	Total.	Serviceable Stores.	Surplus and Obsolete Stores.	Total.	
	Rs. a. p.	Rs. a. p.	Rs. a. p.	Rs. a. p.	Rs. a. p.	Rs. a. p.	Rs. a. p.
1. General Stores Department.	5,75,906 6 7	2,571 14 10	5,78,478 5 5	(a)4,98,814 15 8	(a)2,505 10 7	4,95,820 10 3	— 82,657 11 2
2. Water Works Imprest ...	5,344 7 7	5,344 7 7	7,208 1 4	7,208 1 4	+ 1,863 9 9
3. Executive Engineer's Department ...	1,076 11 0	1,076 11 0	3,366 13 4	3,366 13 4	+ 2,290 2 4
4. Line Suspense Account ...	1,02,061 11 4	1,02,061 11 4	1,01,403 6 4	1,01,403 6 4	— 658 5 0
Total Rs. ...	6,84,389 4 6	2,571 14 10	6,86,961 3 4	6,05,293 4 8	2,505 10 7	6,07,798 15 3	— 79,162 4 1

(a) The difference between this amount and that shown by the Storekeeper is Rs. 865-7-2 which is as under :—

+ Rs.	21,033 7 10	is due to non-adjustment in the books of the Chief Accountant of the value of stores issued to the different Departments which will be adjusted in the next year's Accounts.
— "	6,184 12 1	Amount recovered on account of value of scrap not included in the books of the Store-keeper.
— "	14,008 4 7	Difference in exchange rate not included in the books of the Store-keeper.
+ Rs.	<u>865 7 2</u>	

STREET IMPROVEMENTS.

70. The amounts made available on account of acquisition of set-backs during the year were as under:—

	Rs.	s.	p.
Budget provision from Revenue	1,00,000	0	0
Renewed grant	1,402	0	0
Additional grant made by appropriating towards Street Improvements, the sale proceeds of set-forward lands and indemnity moneys recovered for works permitted within the regular line of the street during 1918-19	27,550	14	11
Budget provision from Capital	3,25,000	0	0
	Rs. 4,53,952	14	11

Against this sum Rs. 3,85,853-6-5 were actually paid, leaving a balance Rs. 68,099-8-6 which has been renewed for expenditure during 1920-21.

After allowing for all ascertained time-barred claims, the undischarged commitments upto 31st July 1920 in regard to set-backs already acquired and sanctioned to acquired amounted to Rs. 9,18,362-10-10, against which we have sanctioned funds aggregating Rs. 3,02,855 and a sum of Rs. 65,724-9-7 realized by the sale proceeds of set-forward lands and recoveries of indemnity moneys during 1919-20 which will go to meet the set-back paymen

The excess of liabilities over funds available thus amounts upto 31st July 1920 Rs. 5,49,783. An addition of at least 30 per cent. has to be made to this to provide for increase in rates when the time for payment of claims actually matures. We have to remember also that further liabilities will be sanctioned during the remainder of the year 1920-21 for set-back

GENERAL FINANCIAL POSITION.

71. On the latest Budget data our Income and Expenditure and margin of borrowing powers for general purposes except Fire Brigade and Water Works may be stated as follows:

Income as per Budget for 1920-21 Rs. 1,89,92,000

Less—

Income from increased rates for Wheel Tax (not yet sanctioned) „ 1,50,000

Rs. 1,88,42,000

Deduct—

Fire Tax Rs. 2,99,200

Water Tax „ 31,72,000

„ 34,71,200

Rs. 1,53,70,800

Add—

Difference between General Tax at 9½ per cent. and the maximum at 12 per cent. leviable under the Act. Rs. 19,94,946

Total Income ... Rs. 1,73,65,746

Expenditure as per Budget for 1920-21 Rs. 1,91,22,000

Deduct—

Fire Brigade—

(a) Ordinary expenditure Rs. 2,45,813

Debt „ 35,730

Rs. 2,81,543

Water Works—

(b) Ordinary Expenditure. Rs. 11,04,420

Proportion of General

Superintendence and

Collection Charges... „ 1,28,880

Debt „ 18,91,700

Rs. 31,25,000

„ 34,06,543

Total Expenditure ... Rs. 1,57,15,457

Balance of taxation against which loans can be raised for purposes other than Fire Brigade and Water Works ... Rs. 16,50,289

Against this balance loans can be raised to the extent of Rs. 1,91,00,000 of a thirty years' currency at 7 per cent. with the Sinking Fund at 4½ per cent. per annum, compound interest.

We can in addition raise large sums for Water works purposes covered by the taxation the Corporation would be prepared to levy for the purpose.

For Fire Brigade purposes we could raise a loan of Rs. 32 lakhs on the same basis.

The Corporation have, however, resolved to approach Government in view of the large Drainage Works and Building Schemes which have to be taken in hand at an early date to amend the Act by raising the limit of the General Tax from 12 to 17 per cent. which will give a much greater margin of revenue for borrowing purposes.

FIRE BRIGADE.

72. During the year the Fire Tax was levied at 3 per cent. The following statement shows the Income and Expenditure for the year as contrasted, with the figures for the preceding year:—

	Actuals for 1919-20.	Actuals for 1918-19.	Excess of 1919-20, over 1918-19.
	Rs. a. p.	Rs. a. p.	Rs. a. p.
Income	2,92,625 3 9	2,84,962 8 2	7,662 11 7
Expenditure including New Works and the Interest and Sinking Fund Charges on the 4½ Lakhs Fire Brigade Loan and on a portion of the 55 Lakhs Loan	2,82,961 15 1	2,57,943 9 6	25,018 5 7
Surplus ... Rs.	9,663 4 8

The following statement shows the accumulation of surplus from Fire Tax upto 31st March 1920:—

	Rs. a. p.
Balance at 1st April 1919	99,278 9 5
<i>Add—</i>	
Surplus for the year 1919-20	9,663 4 8
	<u>Rs. 1,08,941 14 1</u>
<i>Less—</i>	
Amount to be renewed in 1919-20 on account of outstanding liabilities	29,283 0 6
	<u>Rs. 79,658 13 7</u>
Actual surplus on 31st March 1920	

REVENUE AND REFUND AUDIT (ASSESSMENT AND COLLECTION DEPARTMENT).

QUARTERLY AUDIT OF BILLS OUTSTANDING.

73. In the year under report the balances of outstanding bills at different ward offices examined at the end of each quarter totalled 32,310 representing Rs. 45,09,035-10-11, as shown in the sub-joined statement. They were duly checked in detail with the Ward Collection Books (Form 16) and the Head Office Accounts (Forms 8 and 9) :—

Ward.	Balances examined on 1st April 1919.		Balances examined on 1st July 1919.		Balances examined on 1st October 1919.		Balances examined on 3rd January 1920.		Total balances examined during the year.	
	No. of Bills.	Amount.	No. of Bills.	Amount.	No. of Bills.	Amount.	No. of Bills.	Amount.	No. of Bills.	Amount.
		Rs. a. p.		Rs. a. p.		Rs. a. p.		Rs. a. p.		Rs. a. p.
A ...	510	35,186 10 4	2,591	8,79,606 3 11	496	50,223 12 9	2,617	5,09,822 2 6	6,414	9,74,638 13 6
A(S.P.R.)	68	28,577 9 10	581	3,28,269 6 9	281	41,618 8 7	506	3,97,679 5 0	1,936	7,95,989 14 2
A(T) ...	154	16,602 5 1	494	1,56,555 8 8	142	10,461 10 9	534	1,60,703 6 9	1,324	8,44,342 15 3
B ...	241	48,236 0 2	2,896	4,16,732 1 7	131	14,277 14 7	3,278	5,06,678 7 2	6,546	9,85,924 7 6
C ...	167	17,404 9 1	1,480	2,04,212 14 4	66	7,368 15 5	1,326	1,57,214 10 0	2,889	3,36,201 0 10
D ...	826	28,266 0 6	2,544	2,44,740 11 11	367	26,291 8 6	2,570	2,21,250 15 7	5,807	5,15,548 13 6
E ...	242	10,268 10 10	1,747	1,96,849 8 6	229	10,996 15 4	1,342	1,00,312 8 11	3,560	3,17,822 11 7
F ...	82	1,328 1 5	669	65,648 10 8	95	7,925 9 11	798	28,759 13 4	1,594	1,08,662 2 4
G ...	48	785 3 0	1,319	56,540 3 11	166	3,200 6 1	1,307	24,218 14 3	2,840	84,754 11 3
Total...	1,768	1,81,460 2 3	14,221	29,46,655 6 3	1,923	1,72,379 14 11	14,378	21,06,540 3 6	32,310	45,09,035 10 11

DEMANDS, COLLECTIONS AND BALANCES.

74. The demands, collections and balances at the close of the year, audited in the manner contemplated by the Manual, are scrutinized below :—

	General Tax.	Water Tax.	Halalkhore Tax.	Vehicle and Animal Tax.	Total.
	Rs. a. p.	Rs. a. p.	Rs. a. p.	Rs. a. p.	Rs. a. p.
1. Total demands including previous year's outstandings and contributions from Government and Port Trust.	82,60,159 5 0	30,70,026 0 10	20,98,287 4 11	3,29,747 5 4	1,37,58,220 0 1
2. Deduct bills recalled which were either cancelled or in lieu of which amended bills were issued.	4,02,664 6 7	85,376 4 5	1,21,842 7 5	6,766 5 4	6,16,649 7 9
3. Net demand ...	78,57,494 14 5	29,84,649 12 5	19,76,444 13 6	3,22,981 0 0	1,31,41,570 8 4
4. (a) Collection paid into the Treasury including departmental adjustments.	77,83,662 9 8	29,25,072 9 5	19,47,879 10 7	3,14,633 10 8	1,29,71,248 8 4
(b) Irrecoverable bills written off.	359 10 8	359 10 8
(c) Balance at the close of the year.	73,832 4 9	59,577 3 0	28,565 2 11	7,987 10 8	1,69,962 5 4
Rs. ...	78,57,494 14 5	29,84,649 12 5	19,76,444 13 6	3,22,981 0 0	1,31,41,570 8 4

The collections were checked with the receipt book under each head of revenue and the balances by an examination of the bills actually on hand in the several ward offices on the 1st April 1920. They were found to be correct.

REFUNDS ON ACCOUNT OF VACANCIES, &c.

75. The sub-joined table shows the number of claims for refund on account of vacancy and over-collection that were scrutinized during the year. In the previous year, the claims numbered 772 representing Rs. 26,567-14-8.

Ward.	No. of claims.	Amount of refunds sanctioned.					
		General Tax.	Water Tax.	Halalkhor Tax.	Wheel Tax.	Meter Hire.	Total.
		Rs. a. p.	Rs. a. p.	Rs. a. p.	Rs. a. p.	Rs. a. p.	Rs. a. p.
A	90	3,969 8 0	1,772 9 0	1,836 9 2	45 0 0	7,623 10 2
A (G. P. R.) ...	13	412 6 2	418 2 6	70 14 11	896 7 7
A (T.)	96	1,787 10 6	475 5 8	605 5 2	26 0 0	2,744 5 4
B	196	7,361 11 10	2,232 10 7	2,312 12 10	11 0 0	11,918 3 8
C	171	5,891 12 8	1,448 2 3	1,647 7 8	23 10 8	18 0 0	9,329 1 3
D	97	1,999 15 9	478 5 11	670 9 2	58 0 0	42 0 0	3,178 14 10
E	74	1,700 18 7	184 15 7	488 6 2	18 5 4	108 1 10	2,445-10 6
F	47	691 11 10	927 10 11	168 10 11	5 0 0	1,788 1 8
G	46	894 6 10	82 4 9	130 7 0	8 0 0	615 2 7
Total	880	24,160 1 2	7,532 0 8	8,313 6 7	156 0 0	268 0 9	46,429 9 2

DRAWBACK CLAIMS.

76. The number of claims to one-fifth drawback of the general tax scrutinized during the year was as under :—

Ward.	1st half of 1919-20.		2nd half of 1919-20.		Total.	
	No. of claims.		No. of claims.		No. of claims.	
	Received.	Admitted.	Received.	Admitted.	Received.	Admitted.
A	111	36	99	4	210	40
A (G. P. R.) ...	133	58	135	6	268	64
A (T.)	297	231	303	234	600	465
B	277	78	245	12	522	90
C	423	121	368	16	791	137
D	420	166	292	24	712	190
E	560	236	466	7	1,026	243
F	200	90	187	14	387	104
G	352	158	274	14	626	172
Total	2,773	1,174	2,369	331	5,142	1,505

In the previous year the claims received aggregated 6,120 and those admitted were 2,719.

ASSESSMENT BOOK.

77. The Assessment Book was subjected to scrutiny and it was ascertained that no property liable to pay any authorized tax or charges leviable in lieu thereof had escaped assessment.

VEHICLE AND ANIMAL TAX BOOK.

78. The register of vehicle and animal tax (Form No. 4) was examined and the entries therein were checked with the Ward Superintendent's quarterly reports and the owners' returns. The table given below shows the number of entries scrutinized during the year:—

Ward.	No. of Entries.				
	1st quarter.	2nd quarter.	3rd quarter.	4th quarter.	Total.
A	1,155	1,320	1,430	1,587	5,492
B	683	747	808	866	3,104
C	1,021	1,102	1,191	1,273	4,587
D	2,099	2,330	2,504	2,795	9,728
E	773	850	914	1,011	3,548
F	358	383	404	433	1,578
G	331	362	380	428	1,501
Total ...	6,420	7,094	7,631	8,393	29,538

PUBLIC LAND CONVEYANCES.

79. The revenue derived during the calendar year 1919 from the tax on Public Land Conveyances licensed by the Police Commissioner under Bombay Act VI of 1863 and on taxi-cabs during the official year under report was audited. The total number of vouchers was 11,804 which were duly checked with the register maintained in this office.

AMMNDMENT IN VALUATIONS.

80. The subsequent changes during the course of the year in the rateable value of properties and alterations in demands made through Increase and Decrease Registers (Form 11, 11-B and 11-C) were duly checked with the tabulated ward reports and audit note-books kept in this office. The proposals for modification of valuation during the course of the year under section 167 of the Act, scrutinized by this office aggregated 119.

Other Departments.

81. The revenue books maintained in other departments of the Municipality were checked monthly with the permits, the counterfoils of receipts and the licenses and with other papers produced in support of the vouchers and the collection paid into the Municipal Treasury duly verified.

1. Executive Engineer's Department (including General, Roads and Buildings and Drainage Departments.)
2. Hydraulic Engineer's Department.
3. Health Department (including the Ward Offices of the Deputy Health Officers and the Conservancy Superintendent.)
4. Vaccination Department, Markets and Slaughter Houses, License Department, and Victoria Gardens.

82. The following statement shows the number of vouchers and the amounts represented by them that were audited during the year :—

	Number of vouchers.	Amount.		
		Rs.	a.	p.
1. Executive Engineer's Department (including General, Streets and Buildings and Drainage Departments.)	5,798	7,78,417	14	9
2. Hydraulic Engineer's Department	1,642	1,47,060	7	6
3. Health Department (including the ward offices and Conservancy Superintendent's Office).	34,197	2,12,518	9	8
4. Vaccination Department... .. .	966	9,311	14	0
5. Markets and Slaughter Houses	55,693	7,58,658	5	2
6. License Department	12,885	1,36,334	5	7
7. Victoria Gardens	18,991	9,033	12	0

PERMITS ISSUED UNDER SECTION 390 OF THE ACT.

83. The permits issued under Section 390 of the Municipal Act in respect of newly established factories totalled 94 and brought in a revenue of Rs. 2,300.

RENT BILLS AGAINST THE BOMBAY TELEPHONE COMPANY.

84. As the proposal to change the mode of charging ground rent has been sanctioned by the Corporation under their Resolution No. 5187 of 31st October 1918 and as the Bombay Telephone Company have paid a sufficient deposit (their account not being ready for our inspection) to cover the rent due from them for the calendar years 1915, 1916, 1917, 1918, and 1919, the preparation of the bills for these years has been held in abeyance. The accounts are now ready and the matter is now being expedited.

RENT BILLS AGAINST THE BOMBAY TRAMWAYS COMPANY.

85. Two bills (for the period from 2nd February 1919 to 1st August 1919 and from 2nd August 1919 to 31st March 1920) amounting to Rs. 66,510-4-10 were checked by this office in the year under report and have been duly paid by the Company and credited to the Municipal Fund.

FINES LEVIED BY THE PRESIDENCY MAGISTRATES.

86. The total amount of fines recovered during the year under report in respect of offences committed against the several provisions of the Municipal Act, was Rs. 52,990-2-0 which was duly paid into the Municipal Treasury. The cases in which the fines remained outstanding were brought to the notice of the Heads of the Departments concerned.

87. No very serious errors or irregularities were discovered in the course of Audit.

Personal.

88. Mr. W. E. Waite, Chief Accountant, proceeded on long leave from 21st July 1919.

I was appointed as Acting Chief Accountant from that date.

Mr. M. R. Tambe joined the Department as Acting Deputy Accountant on 2nd February 1920.

COST OF DEPARTMENT.

89. The cost of the Department in 1919-20 and 1897-98, and the percentage of cost to Income and Expenditure are compared below :—

YEARS.	Cost of Staff at maximum rate of pay.	Income.	Expenditure.	Percentage of Cost of Staff to Income.	Percentage of Cost of Staff to Expenditure.
1897-98	Rs. 62,754	Rs. (a) 68,98,064	Rs. (b) 68,86,527	.95	.91
1919-20	1,27,956	1,83,16,927	1,83,09,277	.70	.70
	65,302 or 103-90 per cent. increase.	1,14,18,868 or 165-54 per cent. increase.	1,14,22,750 or 165-87 per cent. increase.	26-32 Decrease.	22-11 Decrease.

(a) Excluding a rebate of Rs. 4,37,055 to current revenue in respect of plague expenses debited to revenue in 1896-97 and Rs. 1,10,442 on account of interest on the investments of Sinking and Special Funds.

(b) Excluding Rs. 5,00,000 on account of plague expenses debited to revenue in 1897-98, which were subsequently transferred to Loan Funds and Rs. 1,10,442 on account of investment of interest realized on Sinking and Special Funds.

The percentage of cost of Staff to Income and Expenditure for the year 1918-19 was 74 and 75 respectively.

90. The following are the Appendices attached to my report :—

- No. 1.—Statement showing the Income realized during 1919-20 compared with the estimates for that year as also with the actuals for the preceding year.
- No. 2.—Statement showing the expenditure during 1919-20 as compared with the final sanctioned grants and the actuals for the preceding year.
- No. 3.—Statement of Surplus Revenue Fund.
- No. 4.—Statement of Special Funds for 1919-20.
- No. 5.—Balance Sheet (Revenue) as at 31st March 1920.
- No. 5-A.—Comparison of Face, Purchase and Market Values at 31st March 1920 of the different securities held in the Special Funds.
- No. 6.—Balance Sheet (Capital Funds) as at 31st March 1920.
- No. 6-A.—Comparison of Face, Purchase and Market Values at 31st March 1920 of the different securities held in the Sinking Funds.
- No. 7.—Statement showing (1) outstanding Municipal Loans, (2) the expenditure incurred against each of them, (3) the amounts withdrawn temporarily from their unexpended balances to meet the cost of new works, etc., and (4) invested balances of the loans on 31st March 1920.
- No. 8.—Block Account, showing details of Capital Expenditure up to 31st March 1920.
- No. 9.—Statement showing the outstanding Loans due by the Municipality on 31st March 1920.
- No. 10.—Statement showing the amounts which should have accumulated in the Sinking Fund, on the basis of the fixed instalments and the amounts actually invested up to 31st March 1920.
- No. 11.—Statement showing the interest outstanding on different Municipal Loans on 31st March 1920.
- No. 12.—Water Works, Income and Expenditure Account, including statement of income realizations for 1919-20, and preceding five years from water supply through meters.
- No. 13.—Water Works Assets and Liabilities.
- No. 14.—Statement showing the expenditure advanced, from Surplus Cash Balance for new works to be subsequently provided for under a new Loan to be raised hereafter.
- No. 15.—Statement of Town Duties collected and refunds allowed in 1919-20.
- No. 16.—Statement of Net Town Duties collected during the ten years ending 1919-20.
- No. 17.—Statement of gross Town Duties levied during the five years ending 31st March 1920, refunds allowed and the net income realized during that period.
- No. 18.—Statement showing Town Duty Collection from each source month by month with the refunds admitted for the year 1919-20, as contrasted with those for the year 1918-19.
- No. 19.—Statement showing the expenditure incurred on new works (revenue) as compared with the sanctioned grants and the unexpended balances renewed.
- No. 20.—Statement of Liabilities incurred on Street Improvements and the rates and amounts actually paid.
- No. 21.—Statement of the Income of the Bombay Municipality from 1865 to the close of the financial year 1919-20.
- No. 22.—Statement of Expenditure of the Bombay Municipality from 1865 to the close of the financial year 1919-20.
- No. 23.—Contrasted statement of Income and Expenditure from the year 1865 to the financial year 1919-20.

I have the honour to be,

Sir,

Your most obedient servant,

D. ROBERTSON,

Special Chief Accountant,
Bombay Municipality.

Appendix

I N

STATEMENT showing the Net Receipts during the Financial year 1919-20 from all sources as

Actuals for 1918-19.	PARTICULARS.	Details of Actuals.	Actuals for 1919-20.	Budget Estimate for 1919-20.
Rs. a. p.		Rs. a. p.	Rs. a. p.	Rs. a. p.
Taxation Proper.				
I—General Tax at 9½ per cent.—				
44,54,319 13 11	(1) From the Public	46,84,180 9 10		46,33,450 0 0
3,42,960 1 0	(2) " Government	2,94,547 12 3		2,42,960 0 0
13,12,119 13 9	(3) " Port Trust	11,88,655 6 4		11,65,500 0 0
6,77,675 13 7	(4) " C. I. Trust	7,76,305 5 7		6,64,790 0 0
5,31,973 9 6	(5) " Mills	5,21,771 4 5		4,19,400 0 0
72,19,049 2 9			74,65,410 6 5	71,26,100 0 0
II—For Fire Tax at ½ per cent.—				
1,75,822 5 3	(1) From the Public	1,84,880 0 5		1,82,000 0 0
9,590 8 6	(2) " Government	9,590 8 6		9,590 0 0
51,794 3 3	(3) " Port Trust	46,920 9 8		46,500 0 0
26,758 6 1	(4) " C. I. Trust	30,639 12 0		25,210 0 0
20,997 1 1	(5) " Mills	20,594 5 2		17,600 0 0
2,84,962 8 2			2,92,625 3 9	2,80,900 0 0
75,04,011 10 11			77,58,035 10 2	74,07,000 0 0
III—Wheel Tax and Tolls—				
3,05,807 0 0	(1) Private Conveyances	3,14,521 10 8		3,12,000 0 0
2,74,333 5 4	(2) Public Conveyances	2,71,624 0 0		2,95,000 0 0
24,500 0 0	(3) Tolls	25,666 10 8		28,000 0 0
6,04,640 5 4			6,11,812 5 4	6,30,000 0 0
IV—Town Duties—				
24,14,098 6 6	(1) Through Port Trust	31,25,195 6 1		26,00,000 0 0
11,09,595 0 8	(2) " G. I. P. Railway	6,34,498 3 0		12,00,000 0 0
6,88,613 4 9	(3) " B. B. & C. I. Railway	4,86,947 8 2		4,25,000 0 0
42,12,306 9 11			42,46,041 6 3	42,25,000 0 0
22,57,723 15 0	Less—Refunds		21,42,601 1 0	23,00,000 0 0
19,54,582 10 11			21,03,440 5 3	19,25,000 0 0
V—Licenses—				
1,29,783 4 0	(1) Dangerous and Offensive Trades...	1,35,303 8 0		1,35,000 0 0
6,415 0 0	(2) Streets and Buildings—Licenses to Plumbers and Surveyors	9,985 0 0		7,000 0 0
17,141 7 2	(3) Land Conveyance Music, Licenses (issued by the Commissioner of Police)	21,226 9 3		13,000 0 0
1,58,339 11 2			1,66,515 1 3	1,55,000 0 0
1,48,750 0 0	VI—Liquor Licenses—Committed payment from Government (Act V of 1878) ...		1,43,750 0 0	1,43,750 0 0
3,86,009 2 5	VII—Tobacco Duty—Net receipts from Government (Act IV of 1857) ...		4,16,261 2 9	3,71,250 0 0
1,07,46,533 6 9	Carried forward Rs. ...		1,11,99,314 8 9	1,06,52,000 0 0

No. 1.
COME.

contrasted with the Actuals for 1918-19, the Original Budget Estimate and the Revised Estimate.

Revised Estimate for 1919-20.	Compared with the Actuals for 1918-19.		Compared with the Original Estimate.		Compared with the Revised Estimate.	
	Increase.	Decrease.	More.	Less.	More.	Less.
Rs.	Rs. a. p.	Rs. a. p.	Rs. a. p.	Rs. a. p.	Rs. a. p.	Rs. a. p.
46,95,240 2,42,960 11,88,700 7,74,000 5,26,000						
74,26,900	2,46,861 3 8	3,39,310 6 5	38,510 6 5
1,85,010 9,590 47,000 30,500 31,000						
2,93,100	7,662 11 7	11,725 3 9	474 12 3
77,20,000	2,54,023 15 3	3,51,085 10 2	38,510 6 5	474 12 3
3,16,400 3,01,000 25,600						
6,43,000	7,172 0 0	18,187 10 8	31,187 10 8
30,00,000 7,00,000 5,60,000						
42,50,000 23,75,000						
19,76,000	1,48,857 10 4	1,78,440 5 3	1,28,440 5 3
1,41,500 8,000 22,000						
1,71,500	13,175 6 1	11,515 1 3	4,984 14 9
1,43,750
8,95,250	30,252 0 4	45,011 2 9	21,011 2 9
1,10,48,000	4,53,481 0 0	5,86,002 3 5	18,187 10 8	1,87,961 14 5	36,647 5 8

Appendix

IN

STATEMENT showing the Net Receipts during the Financial year 1919-20 from all sources as

Actuals for 1918-19.	PARTICULARS.	Details of Actuals.	Actuals for 1919-20.	Budget Estimate for 1919-20.
Rs. a. p.		Rs. a. p.	Rs. a. p.	Rs. a. p.
1,07,46,333 8 9	Brought over Rs.	1,11,99,814 8 9	1,06,32,000 0 0
	Services Rendered.			
	VIII.—Halalkhore Tax—			
17,30,132 12 9	(1) On Rateable Value	18,28,057 12 5		17,64,000 0 0
1,03,934 11 8	(2) For Special Service	1,11,104 2 1		1,06,000 0 0
18,34,067 8 5			19,39,161 14 6	18,70,000 0 0
	IX—Water Tax and Other Miscellaneous—			
	Water Works Revenue—			
13,32,924 0 5	(1) On Rateable Value	14,12,546 1 9		13,45,000 0 0
15,07,546 8 5	(2) By Measurement per 1,000 gallons	14,85,650 4 11		14,76,000 0 0
84,262 8 7	(3) Rent of Water Meters	91,596 6 5		60,000 0 0
73,059 9 11	(4) Compounded Tax	78,975 7 3		49,000 0 0
24,309 10 1	(5) Miscellaneous Receipts	24,509 14 5		15,000 0 0
29,77,602 5 5			30,93,308 2 9	29,45,000 0 0
48,11,669 13 10			50,32,470 1 3	48,15,000 0 0
	Returns from Property and Miscellaneous.			
	X—Market Receipts—			
2,07,691 9 0	(1) Stall Rents	2,17,998 4 0		2,20,000 0 0
61,012 10 0	(2) Squatters' Fees	59,604 0 2		60,000 0 0
1,06,600 0 0	(3) Fair Ground and Feeding Fees .	1,35,000 0 0		1,02,000 0 0
2,95,566 6 0	(4) Slaughter Fees	2,89,991 10 0		2,90,000 0 0
96,580 11 3	(5) Miscellaneous Receipts	96,869 15 2		40,000 0 0
7,07,451 4 3			7,39,463 13 4	7,12,000 0 0
	XI—Public Gardens—			
6,343 15 0	(1) Sale-proceeds of plants, flowers, &c.	5,488 14 0		6,500 0 0
.....	(2) Donations, Gifts, &c.		500 0 0
5,062 4 6	(3) Miscellaneous	4,366 2 6		5,000 0 0
11,406 3 6			9,855 0 6	12,000 0 0
56,343 12 3	XII—Tramway Rent		66,510 4 10	57,000 0 0
	XIII—Miscellaneous Fines and Penalties—			
48,642 8 6	(1) For offences against Law	55,644 1 0		43,000 0 0
14,767 2 11	(2) Departmental Fines... ..	17,292 0 0		16,900 0 0
1,148 12 11	(3) Miscellaneous	130 0 0		100 0 0
64,558 8 4			73,066 1 0	60,000 0 0
8,39,759 12 4	Returns from Property and Miscellaneous, Carried forward Rs.		8,38,895 3 8	8,41,000 0 0
1,55,58,003 6 7	Taxation Proper—Total Carried forward		1,62,32,284 10 0	1,54,47,000 0 0

No. 1—continued.

C O M E.

contrasted with the Actuals for 1918-19, the Original Budget Estimate and the Revised Estimate.

Revised Estimate for 1919-20.	Compared with the Actuals for 1918-19.		Compared with the Original Estimate.		Compared with the Revised Estimate.	
	Increase.	Decrease.	More.	Less.	More.	Less.
Rs. a. p.	Rs. a. p.	Rs. a. p.	Rs. a. p.	Rs. a. p.	Rs. a. p.	Rs. a. p.
1,10,48,500 0 0	4,53,481 0 0	5,86,002 3 5	18,187 10 8	1,87,961 14 5	86,647 5 8
18,80,000 0 0						
1,20,000 0 0						
19,50,000 0 0	1,05,094 6 1	69,161 14 6	10,838 1 6
14,00,000 0 0						
15,02,000 0 0						
1,00,000 0 0						
80,000 0 0						
19,600 0 0						
31,01,000 0 0	1,16,705 13 4	1,48,308 2 3	7,691 13 8
50,51,000 0 0	2,20,800 3 5	2,17,470 1 3	18,529 14 9
2,30,000 0 0						
60,000 0 0						
1,35,000 0 0						
3,18,000 0 0						
40,000 0 0						
7,73,000 0 0	82,012 9 1	27,463 18 4	93,526 2 8
6,500 0 0						
.....						
5,500 0 0						
12,000 0 0	1,551 3 0	2,144 15 6	2,144 15 6
57,000 0 0	10,166 8 7	9,510 4 10		9,510 4 10
53,000 0 0						
16,900 0 0						
100 0 0						
70,000 0 0	8,507 8 8	13,066 1 0	8,066 1 0
9,12,000 0 0	50,886 10 4	1,551 3 0	50,040 3 2	2,144 15 6	12,576 5 10	35,681 2 2
1,60,99,500 0 0	6,74,281 3 5	8,03,472 4 8	18,187 10 8	1,87,961 14 5	55,177 4 5

Appendix

I N

STATEMENT showing the Net Receipts during the Financial year 1919-20 from all sources as

Actuals for 1918-19.	PARTICULARS.	Details of Actuals.	Actuals for 1919-20.	Budget Estimate for 1919-20.
Rs. a. p.		Rs. a. p.	Rs. a. p.	Rs.
1,55,58,008 6 7	Taxation Proper—Total Brought over Rs.	1,62,32,284 10 0	1,54,47,000
8,39,759 12 4	Returns from Property and Miscellaneous Continued and Brought over Rs. ...		8,88,895 3 8	8,41,000
	XIV—Miscellaneous Receipts—			
18,981 8 8	(1) By Sale of Lands, Buildings, Plant and Machinery	1,60,132 8 9		15,000
	(2) By Street Improvement—			
19,269 6 11	(a) Sale of Set-forward Land ...	59,797 0 1		22,000
5,819 9 9	(b) Sale of Materials	4,008 0 0		500
	(c) Recoveries for permission to build within the regular line of Street	5,927 -9 6		5,000
8,281 8 0	(8) Ground Rent		30,000
95,438 2 0	(4) Sale of Rights	96,054 0 0		27500
98,348 0 0	(5) Rent of Buildings and Lands ...	1,98,840 11 11		2,00,000
1,69,345 8 1	(6) Miscellaneous	43,453 1 3		40,000
47,636 4 3				
4,63,114 15 8			5,63,192 15 6	3,40,000
	XV—Miscellaneous Fees—			
57,668 9 6	(1) Roads and Building Fees	58,556 15 10		38,000
35,657 12 0	(2) Health Department Fees	46,270 3 0		44,000
7,803 9 6	(3) Miscellaneous	9,549 6 9		23,000
1,01,129 15 0			1,14,376 9 7	1,05,000
	XVI—Miscellaneous Unclaimed Dues ...		18,346 13 0	8,000
11,034 4 8	XVII—Contribution from Municipal Servants towards Pension, &c., Fund		51,845 8 11	50,000
48,242 0 5	XVIII—Net Profit on Municipal Workshops ...		23,169 4 9	8,000
30,546 8 4	XIX—Net Profit on Sale of Stores to Contractors	10,000
1,038 6 3	XX—Sale Proceeds of Unserviceable Tools, Plant, &c.		15,500 9 9	8,000
16,707 6 0				
15,11,663 4 8			16,75,327 1 1	13,70,000
	XXI—Interest and Profit on Investments of Surplus Loan and Other Balances ..		2,83,950 10 4	2,95,000
3,04,517 14 6	XXII—Interest on sum invested in Plant and Machinery		5,653 0 0	3,000
	XXIII—Interest realized on Donations for Public Purposes		2,299 15 1
	XXIV—Contribution from Government for Primary Education		1,17,411 11 10
18,16,181 3 2			20,84,642 6 4	16,68,000
1,73,74,184 9 9	Total Income Rs. ...		1,83,16,927 0 4	1,71,15,000
	Net Increase Rs.			

D. ROBERTSON,

Special Chief Accountant

No. 1—concluded.**COM E.**

contrasted with the Actuals for 1918-19, the Original Budget Estimate and the Revised Estimate.

Revised Estimate for 1919-20.	Compared with the Actuals for 1918-19.		Compared with the Original Estimate.		Compared with the Revised Estimate.	
	Increase.	Decrease.	More.	Less.	More.	Less.
Rs. a. p.	Rs. a. p.	Rs. a. p.	Rs. a. p.	Rs. a. p.	Rs. a. p.	Rs. a. p.
1,60,99,500 0 0	6,74,281 8 5	8,03,472 4 8	18,187 10 8	1,87,961 14 5	55,177 4 5
9,12,000 0 0	50,686 10 4	1,551 8 0	50,040 3 2	2,144 15 6	12,576 5 10	35,681 2 2
1,04,000 0 0						
40,000 0 0						
3,000 0 0						
7,000 0 0						
30,000 0 0						
1,05,000 0 0						
2,00,000 0 0						
45,000 0 0						
5,34,000 0 0	1,00,077 15 10	2,23,192 15 6	29,192 15 6
50,000 0 0						
50,000 0 0						
10,000 0 0						
1,10,000 0 0	13,246 10 7	9,376 9 7	4,376 9 7
10,000 0 0	7,262 8 4	10,346 13 0	3,346 13 0
50,000 0 0	3,563 8 6	1,845 8 11	1,845 8 11
25,000 0 0	7,377 3 7	15,169 4 9	1,830 11 8
.....	1,088 6 3	10,000 0 0
10,000 0 0	1,306 12 4	7,500 9 8	5,500 9 8
16,51,000 0 0	1,74,837 5 7	11,173 9 2	3,17,472 0 7	12,144 15 6	61,838 14 6	37,511 13 5
3,10,100 0 0	20,567 4 2	11,049 5 8	26,149 5 8
3,000 0 0	5,653 0 0	2,653 0 0	2,653 0 0
15,000 0 0	2,399 15 1	2,299 15 1	12,700 0 11
1,17,400 0 0	1,17,411 11 10	1,17,411 11 10	11 11 10
20,96,500 0 0	3,00,202 0 6	31,740 13 4	4,39,836 11 6	23,194 5 2	64,503 10 4	76,361 4 0
1,81,96,000 0 0	9,74,483 3 11	31,740 13 4	12,43,309 0 2	41,381 15 10	2,52,465 8 9	1,31,538 8 5
	— 31,740 13 4		41,381 15 10		— 1,31,538 8 5	
	9,42,742 6 7		12,01,927 0 4		1,20,927 0 4	

H. B. CLAYTON,
Municipal Commissioner.

Appendix

EXPEN

STATEMENT showing the Actuals as compared with the Final Sanctioned Grants for

Actuals for 1918-19.	PARTICULARS.	Details of Actuals for 1919-20.	Actuals for 1919-20.	Final Grants sanctioned for Expenditure during 1919-20.
Rs. a. p.		Rs. a. p.	Rs. a. p.	Rs. a. p.
	I—General Superintendence—			
88,326 9 0	A.—Corporation and Standing Committee	1,18,789 11 8		1,19,999 10 4
1,70,193 9 6	B.—Municipal Commissioner's Personal and General Office	1,59,187 5 0		2,08,952 4 5
495 8 0	Do. do. New Works	8,685 8 8		14,148 8 0
1,19,707 11 3	C.—Audit and Accounts	1,31,520 2 11		1,83,214 3 5
3,78,723 5 9			†4,18,182 7 3	4,71,814 10 2
	II—Assessments and Collections—			
73,255 4 8	A.—Town Duty Refund Branch	72,762 1 11		76,562 6 11
.....	Do. do. New Works
2,56,234 1 7	B.—Property and Wheel Tax..	2,50,901 3 10		2,71,550 10 10
93 8 1	Do. do. New Works	2,743 1 3		2,744 0 0
1,69,824 2 8	C.—Town Duty Collections ...	1,58,897 12 3		1,68,181 4 0
442 0 0	D.—Tolls	340 0 0		340 0 0
29,277 15 0	E.—Licensing Establishment..	56,129 0 1		56,728 0 0
.....	Do. do. New Works
5,29,127 0 0			‡5,21,773 3 4	5,56,101 5 9
2,57,728 11 0	III—Fire Brigade... ..	*2,82,961 15 1		3,14,555 4 5
314 14 6	Do. New Works		775 10 6
2,57,943 9 6			2,82,961 15 1	3,15,330 14 11
85,190 7 6	IV—Public Gardens	97,028 11 9		1,41,984 0 0
7,794 12 2	Do. New Works	156 12 0		15,080 0 0
98,085 3 8			97,183 7 9	1,57,064 0 0
	V—Public Works (Engineer's) Department—			
94,295 11 6	General Supervision and Miscellaneous Duties ...	1,11,301 2 8		1,16,908 0 0
.....	Do. do. New Works
	VI—Mechanical Branch—			
4,32,376 8 9	A.—Pumping and Air Compressor Stations and Flood Gates	3,87,017 15 3		4,27,446 0 0
1,996 4 7	B.—Supervision of Factories, Workshops and Work Places	4,211 10 11		5,462 0 0
.....	New Works—Mechanical Branch	2,077 11 2		7,421 18 7
.....	Workshops—New Works
89,529 11 9	VII—Sanitary—Disposal of Town Sweepings	1,34,675 7 1		1,66,848 0 0
.....	Do. —New Works
3,05,820 15 2	VIII—Miscellaneous Drainage and Sluices	3,63,505 7 7		4,17,444 6 0
1,03,864 4 4	Do. —New Works	1,43,607 15 7		2,08,823 0 0
10,27,888 8 1	Engineer's Department	11,46,397 6 3		13,50,958 8 7
12,58,879 2 11	Carried forward... Rs.	13,30,101 1 5	14,99,810 14 10

‡ Of this Rs. 52,272-12-0 are charged to Water Works Account, vide page 111.

† Of this Rs. 75,270-4-10 are charged to Water Works Account, vide page 111.

* Includes Rs. 33,846-0-0 on account of Debt and Interest.

No. 2.**DITURE.**

1919-20 and the Actuals for the preceding year.

Final Grants compared with the Actuals.			Compared with the Actuals for 1918-19.	
Balances unexpended.	Required to be renewed in 1920-21.	Net savings.	Increase.	Decrease.
Rs. a. p.	Rs. a. p.	Rs. a. p.	Rs. a. p.	Rs. a. p.
1,209 14 8	1,001 0 0	208 14 8	30,463 2 8
44,764 15 5	35,873 0 0	8,891 15 5	11,006 4 6
5,468 4 4	5,371 0 0	92 4 4	8,189 11 8
1,694 0 6	482 0 0	1,262 0 6	11,812 7 8
58,132 2 11	42,677 0 0	10,455 2 11	50,465 6 0	11,006 4 6
3,800 5 0	1,221 7 0	2,578 14 0	493 2 9
.....
20,649 7 0	16,990 0 0	3,659 7 0	5,332 13 9
0 14 9	0 14 9	2,649 9 2
9,283 7 9	2,393 0 0	6,890 7 9	10,926 6 5
.....	102 0 0
593 15 11	375 0 0	218 15 11	6,851 1 1
.....
34,326 2 5	20,979 7 0	13,348 11 5	9,500 10 3	16,854 6 11
31,593 5 4	29,283 0 6	2,310 4 10	35,233 4 1
775 10 6	775 10 6	214 14 6
32,368 15 10	29,283 0 6	3,085 15 4	25,293 4 1	214 14 6
44,957 4 3	41,607 1 10	3,350 2 5	11,736 4 3
14,923 4 0	14,923 0 0	0 4 0	7,638 0 2
59,880 8 3	56,530 1 10	3,350 6 5	11,736 4 3	7,638 0 2
5,606 13 4	1,773 0 0	3,833 13 4	17,005 7 0
.....
40,428 0 9	17,353 0 0	23,075 0 9	45,358 9 6
1,350 5 1	866 0 0	384 5 1	2,215 6 4
5,314 2 5	2,772 0 0	2,542 2 5	3,077 11 2
.....
32,173 8 11	29,120 0 0	3,052 8 11	45,145 11 4
.....
53,938 14 5	43,596 0 0	10,342 14 5	57,684 8 5
65,215 0 5	46,823 0 0	18,392 0 5	82,743 11 3
2,03,955 18 4	1,41,803 0 0	62,152 13 4	1,63,872 7 8	45,358 9 6
1,79,709 13 5	1,49,469 9 4	30,240 4 1	96,935 8 7	85,713 10 1

Appendix

Actuals for 1918-19.	PARTICULARS.	Details of Actuals for 1919-20.	Actuals for 1919-20.	Final Grants sanctioned for Expenditure during 1919-20.
Rs. a. p.		Rs. a. p.	Rs. a. p.	Rs. a. p.
12,58,879 2 11	Brought forward	13,20,101 1 5	14,99,810 14 10
10,27,888 8 1	Engineer's Dept. brought over ...	11,46,997 6 3		13,80,353 3 7
	IX—Streets and Buildings—			
2,55,415 1 4	A.—Inspection and Supervision ...	2,69,065 14 0		3,84,644 8 0
4,91,247 13 8	B.—Public Lighting ...	4,87,716 2 5		5,32,475 0 0
1,46,113 1 10	C.—Road Watering ...	1,75,740 9 1		1,98,962 0 0
11,06,477 13 3	D.—Roads and Footpaths ...	10,91,525 3 7		13,57,205 0 0
1,69,108 2 9	E.—Street Improvements ...	1,79,766 9 4		2,05,952 14 11
2,84,174 0 0	F.—Cleaning, Lighting and Repairing, Port Trust Wharves and Roads ...	1,74,750 12 0		1,74,763 0 0
24,55,186 0 10		23,28,565 2 5		27,54,002 6 11
36,348 8 5	New Works ...	86,960 9 2		52,441 8 0
8,93,302 18 8	X—Water Works ...	7,72,312 7 11		10,95,656 0 0
34,287 14 5	Do. New Work ...	30,924 0 2		49,664 0 0
39,46,953 13 5	Total Engineer's Department ...		43,15,059 9 11	53,02,117 2 6
	XI—PUBLIC HEALTH—			
1,57,122 6 6	A.—Supervision ...	1,63,730 9 8		1,80,868 0 0
15,12,820 2 8	B.—Conservancy ...	18,90,927 7 2		20,90,042 3 0
5,59,999 7 5	C.—Halalkhore Branch ...	5,86,445 15 5		6,53,133 7 7
1,15,063 13 7	D.—Registration of Births and Deaths ...	1,38,714 6 4		1,53,553 0 0
15,266 11 6	E.—Cemeteries ...	23,525 8 4		25,966 3 5
17,617 10 10	F.—Laboratory ...	13,677 8 9		21,734 0 0
16,082 10 2	G.—Mahaluxmi Dhobiwada ...	18,115 2 3		23,487 0 0
1,203 6 1	H.—Milch Cattle Stables and Rooms
4,065 1 0	I.—Supervision of City Milk Supply ...	4,572 13 2		4,980 0 0
20,037 5 8	J.—Dispensaries ...	20,579 12 5		26,250 0 0
223 6 10	K.—Dharamsalas ...	1,352 4 10		3,820 0 0
1,94,937 6 10	L.—Infectious Diseases ...	1,69,238 10 6		1,98,718 0 8
35,309 9 1	M.—Vaccination ...	37,207 15 4		46,691 0 0
32,343 8 1	N.—Malaria ...	17,858 6 10		20,001 0 0
1,26,506 4 4	O.—Plague ...	1,18,403 12 1		1,42,224 0 0
1,604 1 10	P.—Destruction of Dogs ...	2,301 10 7		2,896 0 0
28,10,103 0 5	Total ...	32,06,661 15 8		35,85,343 14 8
60,640 0 7	Health Department—New Works...	26,032 15 1		1,51,943 14 0
28,70,643 1 0	Total—Health Department ...		32,32,734 14 9	37,37,787 12 8
3,70,068 11 11	XII—Markets and Slaughter Houses ...	4,73,129 6 10		5,45,859 0 0
13,470 13 0	Do. New Works ...	35,577 3 10		1,09,501 0 0
46,820 11 8	XIII—General Stores... ..	46,826 8 11		52,306 7 1
.....	Do. New Works
8,79,707 10 2	XV—Education—A. Primary ...	12,85,292 12 9		12,90,153 15 10
47,500 0 0	Do. B. Secondary ...	47,500 0 0		47,500 0 0
.....	Do. New Works
4,89,323 0 0	XVI—Hospitals	4,61,261 15 0		4,74,750 0 0
	XVII—Pensions—			
1,64,955 3 3	Pensions, Gratuities and Compassionate Allowances ...	1,88,987 12 9		2,00,014 15 10
20,11,846 2 0	Miscellaneous Carried over ...	25,37,975 12 1	27,20,085 6 9
80,76,476 1 4	Carried over	88,67,895 10 1	1,05,89,715 14 0

No. 2—continued.

Final Grants compared with the Actuals.			Compared with the Actuals for 1918-19.	
Balances unexpended.	Required to be renewed in 1920-21.	Net savings.	Increase.	Decrease.
Rs. a. p.	Rs. a. p.	Rs. a. p.	Rs. a. p.	Rs. a. p.
1,79,709 13 5	1,49,469 9 4	30,240 4 1	96,935 8 7	85,713 10 1
2,03,955 13 4	1,41,803 0 0	62,152 13 4	1,63,872 7 8	45,358 9 6
15,578 10 0	6,941 0 0	8,637 10 0	13,650 12 8
94,758 13 7	83,600 0 0	11,158 13 7	54,131 11 8
23,221 6 11	2,000 0 0	21,221 6 11	27,627 7 3
2,65,679 12 5	2,17,601 0 0	48,078 12 5	14,952 9 8
25,186 5 7	25,220 0 0	986 5 7	10,558 8 6
12 4 0	12 4 0	1,09,423 4 0
4,25,437 4 6	3,35,362 0 0	90,075 4 6	51,986 10 6	1,78,507 8 11
15,480 14 10	6,483 0 0	9,047 14 10	617 0 9
3,23,443 8 1	2,95,124 0 0	28,319 8 1	3,78,909 10 8
18,739 15 10	10,265 0 0	8,474 15 10	8,563 14 8
9,87,057 8 7	7,88,987 0 0	1,98,070 8 7	5,95,855 13 2	2,27,230 0 8
17,137 6 4	5,954 0 0	11,188 6 4	6,608 3 2
1,99,114 11 10	1,25,219 0 8	73,895 11 7	3,78,107 4 6
66,687 8 2	39,117 0 0	27,590 8 2	26,446 8 0
14,838 9 8	1,788 0 0	13,050 9 8	23,650 8 9
2,440 11 1	1,165 0 0	1,275 11 1	8,258 12 10
7,056 7 3	6,158 0 0	898 7 3	8,940 2 1
5,371 13 9	3,119 0 0	3,252 13 9	2,082 8 1
.....	1,208 6 1
407 2 10	407 2 10	507 12 2
4,650 3 7	4,446 0 0	204 3 7	542 6 9
2,467 11 2	2,452 0 0	15 11 2	1,128 14 0
29,479 6 2	10,360 0 0	19,119 6 2	25,698 12 4
3,483 0 8	1,583 0 0	1,900 0 8	1,998 6 3
2,142 9 2	10 0 0	2,132 9 2	14,485 1 3
23,820 8 11	7,457 0 0	16,363 8 11	8,102 8 8
94 5 5	14 0 0	80 5 5	697 8 1
3,79,191 15 0	2,07,842 0 3	1,71,349 14 9	4,49,978 13 3	53,439 14 0
1,25,860 14 11	1,10,970 0 0	14,890 14 11	34,457 1 6
5,03,052 13 11	3,18,812 0 3	1,86,240 13 8	4,49,978 13 3	87,526 15 6
72,729 9 2	41,007 0 0	31,722 9 2	1,03,065 10 11
73,923 12 2	72,908 0 0	1,015 12 2	22,106 6 10
6,079 14 2	5,092 9 3	987 4 11	594 2 9
4,861 3 1	3,306 4 0	1,554 15 1	4,05,585 2 7
.....
13,488 1 0	18,488 0 0	0 1 0	28,066 1 0
11,027 3 1	11,027 3 1	24,092 9 6
1,82,109 10 8	1,46,829 0 4	85,280 10 4	5,54,789 13 10	28,660 3 9
16,71,820 3 11	12,57,268 9 7	4,14,551 10 4	11,42,250 3 0	8,50,830 10 3

10 ps

Appendix

Actuals for 1918-19.	PARTICULARS.	Details of Actuals for 1919-20.	Actuals for 1919-20.	Final Grants sanctioned for Expenditure during 1919-20.
Rs. a. p.		Rs. a. p.	Rs. a. p.	Rs. a. p.
80,76,476 1 4	Brought forward	88,67,895 10 1	1,05,39,715 14 0
20,11,846 2 0	Miscellaneous brought forward ...	25,37,975 12 1		27,20,685 6 9
	XVIII—Extraordinary Allowance—			
4,37,083 8 0	I.—War Allowance ...	8,13,000 0 0		8,13,000 0 0
1,88,669 1 6	II.—Grain Compensation ...	1,89,101 11 9		2,67,300 0 0
16,900 4 3	III.—Local Allowance ...	10,015 13 4		20,500 0 0
11,52,687 2 5	XIX—Contribution to City Improvement Trust ...	15,19,799 13 4		15,19,799 13 4
10,000 0 0	XX—Fire and Accident Insurance Fund ...	10,000 0 0		10,000 0 0
25,000 0 0	XXI—Surveys of Buildings and Lands		8,425 0 0
	XXII—Special and Miscellaneous.—			
6,387 10 1	I—Discretionary Contingencies	5,705 11 4		7,500 0 0
10,000 0 0	II—Auditors' Allowance ...	10,000 0 0		10,000 0 0
25,000 0 0	III—Contribution towards the Building to be erected at Apollo Bunder to commemorate the visit of His Majesty the King-Emperor of India.		25,000 0 0
2,500 0 0	IV—Compensation and damages awarded
2,263 6 0	V—Presentation of Addresses.	3,005 2 0		3,185 10 0
.....	VI—Fees and Honorarium ...	590 0 0		2,090 0 0
44,30,359 13 1	Municipal Debt ...	48,05,114 0 0		46,10,779 10 4
6,34,255 14 0	Depreciation in Government Paper held in Surplus Fund.
7,519 10 7	Investments of sale proceeds of Municipal land in the Municipal Land and Buildings Fund ...	10,981 8 8		10,981 8 8
.....	Illumination of Municipal Offices, &c., and distribution of clothing to the labour staff on the occasion of the Peace Celebrations ...	26,090 11 0		49,000 0 0
89,50,172 7 11			94,41,381 3 6	1,00,67,600 1 1
1,70,26,648 9 8	Total Rs. ...		1,88,09,276 13 7	2,06,67,315 15 1

D. ROBERTSON,
Special Chief Accountant.

29661

No. 2—concluded.

Final Grants compared with Actuals.			Compared with Actuals for 1918-19.	
Balances unexpended.	Required to be renewed in 1920-21.	Net savings.	Increase.	Decrease.
Rs. a. p.	Rs. a. p.	Rs. a. p.	Rs. a. p.	Rs. a. p.
16,71,820 3 11	12,57,268 9 7	4,14,551 10 4	11,42,250 8 0	8,50,890 10 3
1,82,109 10 8	1,46,829 0 4	35,280 10 4	5,54,789 13 10	28,680 3 9
.....	3,85,916 8 0
68,198 4 3	100 0 0	68,098 4 8	482 10 8
10,484 2 8	100 0 8	10,384 2 8	6,884 6 11
.....	3,67,112 10 11
.....
8,425 0 0	8,425 0 0	25,000 0 0
.....
1,794 4 8	1,000 0 0	794 4 8	681 14 9
.....
.....
25,000 0 0	25,000 0 0	25,000 0 0
.....	2,500 0 0
132 8 0	132 8 0	742 12 0
1,500 0 0	1,500 0 0	590 0 0
3,05,665 10 4	8,05,066 5 6	599 4 10	1,25,145 13 1
.....	6,34,255 14 0
.....
.....	3,661 14 1
.....
22,909 5 0	20,620 0 0	2,289 5 0	26,090 11 0
6,26,218 13 7	5,08,640 5 10	1,17,578 7 9	13,39,337 0 1	8,48,128 4 6
22,98,039 1 6	17,65,908 15 5	5,32,130 2 1	24,81,587 3 1	11,98,958 14 9

H. B. CLAYTON,
Municipal Commissioner.

Appendix No. 3.

Revenue Account for the year ended 31st March 1920.

	Rs.	a.	p.		Rs.	a.	p.*
Receipts as per Appendix No. 1	1,83,16,937	0	4
Payments as per Appendix No. 2	1,83,09,276	13	7
Excess Receipts over Payments	7,650	2	9
<i>Less—</i>							
<i>Increase in outstanding liabilities:</i>							
(1) On account of grants renewed	3,98,835	14	2
(2) In payment to City Improvement Trust	51,447	14	2
					4,50,283	12	4
Net Deficit for the year	4,42,633	9	7
Surplus Revenue Fund as at 1st April 1919	46,22,444	11	8
Excess of Expenditure over Income as above	4,42,633	9	7
Surplus Revenue Fund as at 31st March 1920 as per Appendix No. 5	41,79,811	2	1

*This includes Rs 1,00,000 being minimum required by law and Rs. 6,07,798-15-2 being Reserve Stock Balances as at 31st March 1920.

D. ROBERTSON,
Special Chief Accountant.

H. B. CLAYTON,
Municipal Commissioner.

Appendix No. 4.

Statement of Special Funds for 1919-20.

Municipal Fire and Accident Insurance Fund. Year ended
31st March 1920.

	<i>Dr.</i>	<i>Cr.</i>
	Rs. a. p.	Rs. a. p.
Balance on 1st April 1919	2,70,808 9 10
Municipal Contribution for year	10,000 0 0
Interest realized	9,980 9 4
Balance on 31st March 1920 as per Balance Sheet, Appendix No. 5 ...	2,90,289 3 2
Total Rs. ...	2,90,289 3 2	2,90,289 3 2

Worn-out Water Mains Renewal Fund. Year ended 31st March 1920.

	Rs. a. p.	Rs. a. p.
Balance on 1st April 1919	6,88,717 10 2
Interest realized	28,048 15 0
Balance on 31st March 1920 as per Balance Sheet, Appendix No. 5	6,61,766 9 2
Total Rs. ..	6,61,766 9 2	6,61,766 9 2

Net Premia Fund. Year ended 31st March 1920.

	Rs. a. p.	Rs. a. p.
Balance on 1st April 1919	3,84,942 13 1
Interest realized	14,207 3 4
Extra interest realizations on Sinking Fund Investments	1,24,374 10 8
Sale of water-marked paper	59 12 0
Purchase of water marked Paper
Renewal of 12 months' bill loan of 30 Lakhs	6,450 10 11
Raising the 6 per cent. 40 Lakhs Loan	35,175 3 10
Balance on 31st March 1920 as per Balance Sheet, Appendix No. 5	* 4,81,958 8 4
Total Rs. ...	5,23,584 7 1	5,23,584 7 1

Municipal Land and Buildings Fund. Balance Sheet as at 31st March 1920.

	Rs. a. p.	Rs. a. p.	Rs. a. p.		Rs. a. p.	Rs. a. p.	Rs. a. p.
Fund on 1st April 1919...		3,79,474 8 1		Land purchased and buildings erected up to 31st March 1919 at cost ...	23,138 14 5		
Transfer of the amount of moneys received on account of sale of land other than set-forward land during the year (1918-19).	10,981 8 8			Additions during the year—			
Interest realized	12,731 7 4	23,713 0 0		Acquisition of two plots of land at DeLisle Road by the Health Department for No. X. District Registrar's Office and a Maternity Home ...	33,690 0 0	66,828 14 5	
Fund on 31st March 1920			4,08,187 8 1	Investments—			
				In 8½ per cent. and 8 per cent. Government Paper and 5 per cent. War Loan	3,46,816 0 0		
				Cash in Bank	42 9 8	3,46,358 9 8	4,08,187 8 1

* Of this Rs. 1,84,898-6-10 belong to the Water Works Account.

D. ROBERTSON,
Special Chief AccountantH. B. CLAYTON,
Municipal Commissioner.

Appendix

REVENUE ACCOUNT BALANCE

Liabilities.		Rs. a. p.	Rs. a. p.
Debts—			
Due on Cheques payable	...	1,64,267 1 6	
„ Stores purchased, Outstanding Accounts	...	1,77,299 10 11	
„ Outstanding Charges for 1919-20 and previous years	...	17,65,908 15 5	
City Improvement Trust—			
Contribution due to them from Revenue for 1919-1920	...	15,71,247 11 6	
Deposits-in Cash and Paper from Contractors and private parties	...	22,05,336 9 10	
Government of Bombay—			
Taxes, &c.	...	10,881 1 11	
Bank of Bombay on account of Contractors' securities held under objection	...	7,000 0 0	
			59,01,941 3 1
Trust Funds—			
Deposits held from private parties on account of public monuments—			
Maintenance of Sir Mangaldass Nathoooboy's clock	...	500 0 0	
Do. Ranade Memorial...	...	1,200 0 0	
Do. J. N. Tata Memorial	...	1,200 0 0	
Do. Charitable Dispensary at Kamatipura, opened by Rao Bahadur Ellapa Balaram.....	...	19,500 0 0	
Do. Charitable Dispensary at Kamatipura, opened in the name of the late Mr. Rajanna Jalooji	...	10,700 0 0	
Do. Mr. Casamalli Jairajbhoy Peerbhoy's fountain at the junction of Hornby and Palton Roads	...	5,000 0 0	
Do. N. M. Petit's Memorial	...	3,000 0 0	
Do. Sir D. M. Petit's Memorial	...	2,000 0 0	
Do. Maternity Home at Chhas Mohalla	...	5,13,500 0 0	
Do. Medical College in connection with King Edward VII Memorial Hospital, by Gordhandas Sundardas Charities' Trust	...	13,20,000 0 0	
Messrs. Ardeshir Hormasji Dinshaw & Co., for the Advocate-General, Plaintiff in High Court Suit No. 485, Donation for the grant of free clothing to patients discharged from the King Edward VII Memorial Hospital	...	28,600 0 0	
			19,05,200 0 0
Suspense Accounts—			
Profit on Sale of Stores	...	3,218 15 6	
Stock adjustment account	...	7,958 1 6	
Supervision charges on stores sold	...	143 14 6	
Loan Works Establishment	...	17,869 15 8	
			28,590 15 2
Contribution from Government towards the cost of Primary School Buildings and their sites	...		48,101 12 6
Special Funds as at 31st March 1920—			
Fire and Accident Insurance Fund	...	2,90,289 3 2	
Net Premia Fund	...	4,81,958 8 4	
Worn-out Water Mains Renewal Fund	...	6,61,766 9 2	
			14,34,014 4 8
Carried forward Rs.	...		98,12,848 3 5

No. 5.

SHEET AS AT 31ST MARCH 1920.

Assets.		Rs.	a. p.	Rs.	a. p.
Cash in Office and in Bank...	...			8,38,684	14 4
Debts—					
Due for stores sold	...			47,499	6 2
Stock—					
Stock	...	4,93,314	15 8		
Water Works Imprest	...	7,208	1 4		
Executive Engineer	...	3,366	13 4		
Line Suspense Account...	...	1,01,403	6 4		
Surplus and Obsolete Stores	...	2,505	10 7		
Plant and Machinery	...			6,07,798	15 3
				2,02,842	1 0
Advances Recoverable—					
To Municipal Officers, &c.	...	87,809	4 9		
„ Miscellaneous Advances...	...	3,94,101	14 9		
„ Private and Departmental Works including Workshops	...	2,69,514	14 3		
„ Printing and Stamping, Building and Repair Certificates Forms	...	456	2 6		
„ Contractors	...	1,08,871	4 4		
New Works to be subsequently provided for under a New Loan to be raised as per <i>Appendix No. 14</i>	...	11,61,179	14 11		
War Measures—Rent Relief	...	8,790	14 3		
Do. Relief to the Poor. (Municipal Grain Shops)	...	5,852	15 5		
Interest including Income Tax paid in advance on the 12 months' bill Loan of Rs. 30 Lakhs borrowed from the Bank of Bombay to be met from the provision for interest made in 1920-21	...	1,67,343	12 0		
				22,08,921	1 2
Deposits in paper with Bank of Bombay—					
On Contractors' Account	...	4,83,600	0 0		
Public Monuments Account	...	19,05,200	0 0		
				23,88,800	0 0
Carried forward Rs.	...			62,84,496	5 11

Appendix
REVENUE ACCOUNT BALANCE

	Rs. a. p.	Rs. a. p.
Brought over Rs. ...		93,12,848 3 5
Surplus Revenue Fund as per Appendix No. 3		41,79,811 2 1
		1,34,92,659 5 6

D. ROBERTSON,
Special Chief Accountant.

No. 5—concluded.

SHEET AS AT 31st MARCH 1920.

Investments—	Brought over Rs.			Rs. a. p.	Rs. a. p.
	Face Value.	Actual cost.	Deposits in Cash and Fixed.		62,84,496 5 11
Special Funds.					
Municipal Fire and Accident Insurance Fund—					
5½ per cent. Indian War Bonds, 1928.	Rs. a. p. 10,000 0 0	Rs. a. p. 10,100 0 0	Rs. a. p.		
5 per cent. War Loan, 1929-47	17,200 0 0	15,134 0 0			
3½ per cent. Government Paper	2,71,400 0 0	2,65,036 2 0			
	2,98,600 0 0	2,90,272 2 0	17 1 2	2,90,289 3 2	
Net Premia, &c., on different Municipal Loans—					
3½ per cent. Government Paper	5,58,600 0 0	4,71,246 10 0			
5 per cent. War Loan, 1929-47.	12,100 0 0	10,648 0 0			
	5,71,700 0 0	4,81,894 10 0	63 14 4	4,81,958 8 4	
Worn-out Water Mains Renewal Fund—					
3½ per cent. Government Paper.	6,65,900 0 0	6,50,064 7 0			
5 per cent. War Loan, 1929-47	13,200 0 0	11,616 0 0			
	6,79,100 0 0	6,61,680 7 0	86 2 2	6,61,766 9 2	*14,34,014 4 8
	Face Value.	Actual Cost.	Deposits:—Cash Current Account and Fixed Deposits.		
Surplus Revenue Fund.					
5 per cent. Municipal Debentures.	1,76,500 0 0	1,60,998 12 0			
4 per cent. Municipal Debentures.	70,500 0 0	58,985 0 0			
Government Treasury Bills ...	17,00,000 0 0	16,33,750 0 0			
4 per cent. Bombay Improvement Trust Bonds.	2,500 0 0	2,520 0 0			
1 per cent. Improvement Trust Sterling Bonds for £25,000.	3,75,000 0 0	3,75,000 0 0			
3½ per cent. Government Paper.	17,14,200 0 0	11,82,786 0 0			
8 " " "	900 0 0	513 0 0			
5½ per cent. Indian War Bonds of 1920, 1922 and 1923.	3,24,500 0 0	3,24,819 0 0			
5 per cent. Indian War Loan, 1929-47.	10,200 0 0	8,976 0 0			
	49,74,300 0 0	37,47,747 12 0	+19,69,037 1 8	57,16,784 13 8	57,16,784 13 8
Investment of surplus moneys in Port Trust Bonds, Government Paper, &c. ...					57,363 13 3
				Total Rupees ...	1,34,92,659 5 6

* For Face, Purchase and Market values of each kind of securities held in the Special Funds, please see Appendix No. 5A attached.

H. B. CLAYTON,
Municipal Commissioner.

Appendix No. 5A.

Comparison of Face, Purchase and Market Values at 31st March 1920 of the different securities held in the Special Funds.

Name of Fund.	Particulars of Securities.	Face value.	Purchase rate.	Actual cost at Purchase rate.	Estimated Market rate.	Value at Market rate.
		Rs.		Rs. a. p.		Rs. a. p.
Municipal Fire and Accident Insurance Fund.	3½ per cent. Government Paper...	2,20,200	Par	2,20,200 0 0	59%	1,60,126 0 0
	Do. do. ...	500	105 ³ / ₄ per cent.	526 9 0		
	Do. do. ...	6,000	103 ¹ / ₂ "	6,225 0 0		
	Do. do. ...	500	101 "	505 0 0		
	Do. do. ...	6,500	98 ¹ / ₂ "	6,414 11 0		
	Do. do. ...	10,000	98 ¹ / ₂ "	9,850 0 0		
	Do. do. ...	500	98 ¹ / ₂ "	491 14 0		
	Do. do. ...	3,000	96 ¹ / ₂ "	2,898 12 0		
	Do. do. ...	1,000	96 ¹ / ₂ "	963 12 0		
	Do. do. ...	3,000	96 ¹ / ₂ "	2,887 8 0		
	Do. do. ...	500	98 "	480 0 0		
	Do. do. ...	19,700	69 "	13,593 0 0		
	5½ per cent. 2nd Indian War Bonds, 1928	10,000	101 "	10,100 0 0	100 ¹ / ₂	10,050 0 0
	5 per cent. War Loan 1929-47 ...	17,200	88 "	15,136 0 0	88%	15,136 0 0
		2,98,600		2,90,272 2 0		1,85,312 0 0
Worn-out Water Mains Renewal Fund.	3½ per cent. Government Paper.	50,500	103 ¹ / ₂ per cent.	51,648 13 0	59%	3,92,881 0 0
	Do. do. ...	5,02,000	Par	5,02,000 0 0		
	Do. do. ...	43,500	98 ¹ / ₂ per cent.	42,939 1 0		
	Do. do. ...	7,000	98 ¹ / ₂ "	6,886 4 0		
	Do. do. ...	5,000	96 ¹ / ₂ "	4,881 4 0		
	Do. do. ...	28,000	96 ¹ / ₂ "	26,932 8 0		
	Do. do. ...	1,500	96 ¹ / ₂ "	1,445 10 0		
	Do. do. ...	48,400	69 "	33,396 0 0		
		5 per cent. War Loan 1929-47 ...	13,200	88 "		
		6,79,100		6,61,680 7 0		4,04,497 0 0
	Carried over ...	2,77,700		2,51,952 9 0		5,89,809 0 0

Appendix No. 5A—concluded.

Name of Fund.	Particulars of Securities.	Face value.	Purchase rate.	Actual cost at Purchase rate.	Estimated Market rate.	Value at Market rate.		
		Rs.		Rs. a. p.		Rs. a. p.		
	Brought forward ...	9,77,700		9,51,952 9 0		5,89,809 0 0		
Net Premia, &c., on different Municipal Loans.	3½ per cent. Government Paper.	500	103½ per cent.	518 12 0	59%	3,80,164 0 0		
	Do. do. ...	5,000	96½ "	4,831 4 0				
	Do. do. ...	23,000	96½ "	22,166 4 0				
	Do. do. ...	2,500	96½ "	3,364 6 0				
	Do. do. ...	2,46,200	Par	2,46,200 0 0				
	Do. do. ...	2,81,400	69 per cent.	1,94,166 0 0				
	5 per cent. War Loan, 1929-47...	12,100	88 "	10,648 0 0	88%	10,648 0 0		
		5,71,700		4,81,894 10 0		3,40,812 0 0		
Municipal Lands and Buildings Fund.	8½ per cent. Government Paper.	3,39,300	Par	3,39,300 0 0	59%	2,00,305 0 0		
	Do. do. ...	100	69 per cent.	69 0 0				
	Do. do. ...	100	67 "	67 0 0				
	3 Do. do. ...	800	57 "	458 0 0			49%	392 0 0
	5 Do. War Loan, 1929-47.	7,300	88 "	6,424 0 0			88%	6,420 4 0
		3,47,600		3,46,316 0 0		2,07,131 0 0		
	Grand Total ..	18,97,000		17,80,163 3 0		11,87,742 0 0		

D. ROBERTSON,
Special Chief Accountant.

H. B. CLAYTON,
Municipal Commissioner.

Appendix

CAPITAL FUND BALANCE

	Rs.	a.	p.	Rs.	a.	p.	Rs.	a.	p.
Loans Outstanding :—									
Due to Government				20,78,477	2	9			
Due to the Public :—									
Rs. 26,94,000 Drainage Loan of 1878	27,500	0	0						
44 Lakhs Sanitary Works Loan of 1885-86	37,39,000	0	0						
7 Lakhs Sanitary Works Loan of 1888	7,00,000	0	0						
147 Lakhs Tansa Water Works Loan	1,47,00,000	0	0						
12 Lakhs Drainage and Water Works Loan	12,00,000	0	0						
Rs. 10,08,500 Miscellaneous Works Loan	10,08,500	0	0						
Rs. 2,48,000 Agripada House Sullage Water Connections Loan	2,48,000	0	0						
35 Lakhs various Sanitary Works Loan	55,00,000	0	0						
8 Lakhs Municipal Building Loan	8,00,000	0	0						
4½ Lakhs Fire Brigade Quarters and Stations Loan	4,50,000	0	0						
42 Lakhs Loan for repayment of Balance of Government Consolidated Loan	42,00,000	0	0						
23½ Lakhs Drainage and other Works Loan	23,25,000	0	0						
15½ Lakhs for the construction of Sewerage, Wari Bunder, &c., Roads, Burial Ground and certain Water Works	15,75,000	0	0						
25 Lakhs Loan for Sewerage, Water and other Sanitary Works.	25,00,000	0	0						
Loan of Rs. 20 Lakhs for Plague charges	20,00,000	0	0						
19½ Lakhs Loan for Sewerage, Roads and other Sanitary Works	19,25,000	0	0						
24½ Lakhs Loan for Sewerage and Water Works	24,75,000	0	0						
12½ Lakhs Loan for certain Water Works of 1904-05	12,75,000	0	0						
2nd 2½ Lakhs Loan for certain Sewerage Works	24,75,000	0	0						
18½ Lakhs Loan for the construction of Quarters for Halal-khores and Biggaris	13,50,000	0	0						
15 Lakhs Loan for Street Improvements	15,00,000	0	0						
30 Lakhs Loan for the acquisition of sites for the construction of various overbridges in the City	30,00,000	0	0						
55 Lakhs Loan for Miscellaneous Works	55,00,000	0	0						
70 Lakhs Loan for the Reduplication of Tansa Main and other Auxiliary Works	70,00,000	0	0						
20 Lakhs Loan for Street Improvements	20,00,000	0	0						
43 Lakhs Loan for Drainage, Water, Roads and Miscellaneous Works	43,00,000	0	0						
12 Months' bill, Loan of 30 Lakhs borrowed from the Bank of Bombay	30,00,000	0	0						
40 Lakhs Loan for the construction of sanitary Buildings acquisition of lands for Street Improvements for executing Drainage, and Water Works	40,00,000	0	0						
				7,87,73,000	0	0			
Carried forward Rs. ...							8,08,51,477	2	9
							8,08,51,477	2	9

No. 6.

SHEET AS AT 31st MARCH 1920.

Block Account.—		Rs. a. p.	Rs. a. p.	
Property and Assets at original cost as per Appendix No. 8	...		8,49,32,964 10 5	
Unbooked Property.—				
Provisional figure as per valuation of 1884 pending revaluation now in progress	...		45,37,835 11 11	
Land Transferred.—				
Bombay Improvement Trust	...		17,15,289 5 11	
Municipal Lands and Buildings Fund:—		Rs. a. p.		
Land purchased and buildings erected upto 31st March 1919 at cost.	23,138 14 5			
Do. do. during the year	33,690 0 0	56,828 14 5		
Investments.—		Face Value.	Actual Cost.	
		Rs.	Rs. a. p.	
5% War Loan, 1929-47	...	7,300 =	6,424 0 0	
3½% Government Promissory Notes	...	3,39,500 =	3,39,436 0 0	
3% Do. do. do.	...	800 =	456 0 0	
		3,47,600 =	3,46,316 0 0	
Cash in hand	...		42 9 8	
		5,46,858 9 8	4,03,137 8 1	
SINKING FUND:—		Face Value.	Actual Cost.	Cash Deposits.
		Rs. a. p.	Rs. a. p.	Rs. a. p.
5% LOANS SINKING FUND DEPOSIT ACCOUNT—				
5½% War Bonds, 1922	...	2,87,100 0 0	2,87,100 0 0	
5% Municipal Debentures.	...	36,60,500 0 0	36,60,500 0 0	
4% Do. do.	...	11,20,500 0 0	11,20,500 0 0	
4% Bombay Improvement Trust Debentures	...	25,24,500 0 0	25,24,500 0 0	
4% Government Paper of the Conversion Loan of 1916-17	...	24,00,000 0 0	24,00,000 0 0	
Total	...	99,72,600 0 0	99,72,600 0 0	91 4 6
4% LOANS SINKING FUND DEPOSIT ACCOUNT (3½% BASIS)—				
4% Municipal Debentures.	...	67,60,500 0 0	67,60,368 2 0	
4% Bombay Improvement Trust Debentures	...	5,39,000 0 0	5,39,000 0 0	
4% Bombay Port Trust Bonds	...	5,53,000 0 0	5,53,000 0 0	
5½% Indian War Bonds, 1920 and 1922	...	16,57,400 0 0	16,57,400 0 0	
Total	...	95,09,900 0 0	95,09,768 2 0	63 7 6
Sinking Fund carried forward Rs.			1,94,83,522 14 0	
Carried over Rs.			9,15,89,277 4	

Appendix

CAPITAL FUND BALANCE

	Rs.	a.	p.	Rs.	a.	p.	Rs.	a.	p.
Brought over Rs.						8,08,51,477	2	9
Bombay Improvement Trust.—									
Book Value of Municipal Land at Agripada Transferred						17,15,389	5	11
Municipal Lands and Buildings Fund						4,05,187	8	1
Mahim Development Scheme Fund—									
Advanced from Government and other Receipts...						10,10,567	8	6
Surplus—									
CAPITAL ASSETS AT ORIGINAL COST OVER LIABILITIES :—									
Sinking Funds on Loans	2,31,81,476	6	11						
Loans repaid, etc.	85,47,121	15	6						
Unbooked Property	45,87,835	11	11						
Contributions from Special Funds	8,31,231	0	3						
" " G. I. P. By.	8,74,000	0	0						
" " Port Trust	1,56,500	0	0						
" " Government for Schools	2,69,265	8	6						
" " Water Mains Renewal Fund	2,11,579	9	9						
Premia on Loans	2,93,948	11	11				8,84,02,858	11	9
Deduct—									
Plague Loan	20,00,000	0	0						
Assets written off	Rs. 2,92,469	15	0						
	" 28,060	0	0						
	" Rs. 8,20,529	15	0						
" " in 1919-20	" 1,26,718	10	9						
	4,47,248	9	9				24,47,248	9	9
							3,59,55,610	2	0
Total Rs.							11,99,38,131	11	8

D. ROBERTSON,

Special Chief Accountant

No. 6—concluded.

SHEET AS AT 31st MARCH 1920.

			Rs.	a.	p.	Rs.	a.	p.			
			Brought over Rs. ...			9,15,89,277 4 4					
Sinking Fund brought over Rs. ...			1,94,82,522 14 0								
			Face Value.			Actual Cost.			Cash Deposit.		
			Rs.	a.	p.	Rs.	a.	p.	Rs.	a.	p.
4 % LOANS SINKING FUND DEPOSIT ACCOUNT (3 % BASIS)—											
4 % Municipal Debentures			32,92,500	0	0	32,92,500	0	0			
Total ...			32,92,500	0	0	32,92,500	0	0	43	1	7
8½% LOANS SINKING FUND DEPOSIT ACCOUNT—											
4% Bombay Improvement Trust Debentures ...			4,09,000	0	0	4,06,201	9	0			
Total ...			4,09,000	0	0	4,06,201	9	0	208	14	4
									4,06,410	7	4
									(a) 3,31,81,476 6 11		
SURPLUS LOAN FUNDS—											
Government Treasury Bills.			8,00,000	0	0	7,70,000	0	0			
Cash on deposit and current Accounts with Banks	33,84,810	7	6
Total ...			8,00,000	0	0	7,70,000	0	0	33,84,810	7	6
									41,54,810	7	6
MAHIM DEVELOPMENT SCHEME FUND—											
Expenditure	7,046	9	1
Government Treasury Bills.			5,00,000	0	0	4,80,000	0	0			
5½% War Bonds ...			19,300	0	0	19,203	8	0			
			5,19,300	0	0	4,99,203	8	0	8,00,021	14	11
Balance in General Fund ...									9,99,225	6	11
									4,295	8	6
									10,10,567 8 6		
Total Rs. ...									11,99,36,131 11 8		

† Of this Rs. 6,78,260-5-5 belong to Water Works Account. *Vide* page 113.

(a) For Face and Market value of each kind of security held in the Sinking Funds, please see Appendix No. 6A attached.

H. B. CLAYTON,
Municipal Commissioner.

Appendix No. 6A.

Comparison of Face, Purchase and Market Values at 31st March 1920 of the different Securities held in the Sinking Funds.

N. B.—Special attention is invited to para. 41 of Chief Accountant's Report.

Name of Fund.	Particulars of Securities.	Face value.	Purchase rate.	Actual cost at Purchase rate.	Market rates.	Value at Market rates.
		Rs.		Rs. a. p.		Rs. a. p.
5 per cent. Loans Sinking Fund Deposit Account.	5½ per cent. War Bonds, 1922 ...	2,67,100	Par	2,67,100 0 0	99%	2,64,429 0 0
	5 per cent. Municipal Debentures.	36,60,500	"	36,60,500 0 0	90%	32,94,450 0 0
	4 per cent. Municipal Debentures.	11,20,500	"	11,20,500 0 0	63%	7,05,915 0 0
	4 per cent. Bombay Improvement Trust Debentures.	25,24,500	"	25,24,500 0 0	63%	15,90,435 0 0
	4 per cent. Government Paper of the Conversion Loan of 1916-17.	24,00,000	"	24,00,000 0 0	81%	19,44,000 0 0
	Total Rs. ...	99,72,600		99,72,600 0 0		77,99,229 0 0
4 per cent. Loans Sinking Fund Deposit Account (3½ per cent. Basis).	4 per cent. Municipal Debentures.	66,83,000	Par	66,83,000 0 0		
	Do. ...	500	102 per cent.	510 0 0		
	Do. ...	7,500	101½	7,651 4 0		
	Do. ...	500	99	495 0 0		
	Do. ...	500	98½	498 12 0		
	Do. ...	4,500	98	4,410 0 0		
	Do. ...	5,000	97½	4,862 8 0		
	Do. ...	3,000	97	2,910 0 0		
	Proportionate value ...	56,000		56,055 10 0		
		67,60,500		67,60,868 2 0	68%	42,69,115 0 0
	4 per cent. Bombay Improvement Trust Debentures.	5,39,000	Par	5,39,000 0 0	63%	3,39,570 0 0
	4 per cent. Bombay Port Trust Bonds.	5,55,000	"	5,55,000 0 0	65%	3,59,450 0 0
	5½ per cent. Indian War Bonds (1920-22).	16,57,400	"	16,57,400 0 0	99%	16,40,826 0 0
	Total Rs. ...	95,09,900		95,09,768 2 0		65,98,961 0 0
	Carried over Rs. ...	1,94,82,500		1,94,82,368 2 0		1,43,98,190 0 0

Appendix No. 6A—concluded.

Name of Fund.	Particulars of Securities.	Face value.	Purchase rate.	Actual cost at Purchase rate.	Market rates.	Value at Market rates.
		Rs.		Rs. a. p.		Rs. a. p.
	Brought forward Rs. ...	1,01,82,500		1,91,82,368 2 0		1,48,98,190 0 0
	4 per cent. Indian War Bonds, (1923).	2,48,500	Par	2,48,500 0 0	98%	2,48,015 0 0
4 per cent. Loans Sinking Fund Deposit Account (3 per cent. Basis).	4 per cent. Municipal Debentures.	30,44,000	"	30,44,000 0 0	63%	19,17,720 0 0
	Total Rs. .	32,92,500		32,91,500 0 0		21,63,735 0 0
8 1/2 per cent. Loans Sinking Fund Deposit Account.	4 per cent. Bombay Improvement Trust Debentures.	2,87,700	Par	2,87,700 0 0		
	Do. ...	500	101 1/8 per cent.	508 7 0		
	Do. ...	500	101 1/8 "	505 10 0		
	Do. ...	3,600	101 "	3,636 0 0		
	Do. ...	11,500	100 3/4 "	11,600 13 0		
	Do. ...	800	99 1/4 "	794 0 0		
	Do. ...	500	99 1/4 "	495 10 0		
	Do. ...	600	98 7/8 "	590 10 0		
	Do. ...	4,500	98 5/8 "	4,426 14 0		
	Do. ...	12,100	98 1/4 "	11,888 4 0		
	Do. ...	20,800	98 3/8 "	20,768 15 0		
	Do. ...	600	98 1/4 "	588 12 0		
	Do. ...	13,700	97 1/2 "	13,391 12 0		
	Do. ...	700	97 5/8 "	682 15 0		
	Do. ...	1,100	97 1/4 "	1,072 8 0		
	Do. ...	500	96 3/4 "	484 6 0		
	Do. ...	12,000	96 1/2 "	11,580 0 0		
	Do. ...	12,700	96 5/8 "	12,231 11 0		
	Do. ...	700	96 1/8 "	672 7 0		
	Do. ...	500	96 "	480 0 0		
	Do. ...	500	95 1/2 "	479 1 0		
	Do. ...	500	95 1/8 "	478 7 0		
	Do. ...	700	95 1/4 "	667 10 0		
	Do. ...	1,300	94 1/2 "	1,187 0 0		
	Do. ...	12,000	94 1/4 "	11,340 0 0		
	Total Rs. ...	4,09,000		4,06,201 9 0	63%	2,57,670 0 0
	Grand Total Rs. ...	2,31,94,000		2,31,81,069 11 0		1,68,19,595 0 0

D. ROBERTSON,
Special Chief Accountant.

H. B. CLAYTON,
Municipal Commissioner.

Appendix

STATEMENT showing (1) the various Municipal Loans and their Amounts, (2) the Expenditure meet the cost of New Works, &c., and (4) Invested

Serial No.	NAME AND DATE OF LOAN.	Amount raised.	Transferred to meet the cost of New Works provided out-of savings.	Net Amount available for expenditure.	A—Buildings, Lands and Sanitary Structures.		B—Roads and Over-Bridges.	
					Rs.	Rs. a. p.	Rs. a. p.	Rs. a. p.
1		2	3	4	5	6	7	8
1	Drainage Loan of 1878	Rs. 26,94,000	—24,719 6 0	Rs. a. p. 26,69,280 10 0
2	Surface Drainage Works	6,00,000	6,00,000 0 0
3	Sanitary Works Loan (44 lakhs)	44,00,000	—77,275 8 8	43,22,724 7 4	§§ 84,538 9 0	1,41,500 1 2
4	Tansa Water Works (147 lakhs)	1,47,00,000	—4,498 1 0	1,46,95,502 15 0
5	Sanitary Works Loan of 1897-88	7,00,000	—95,421 10 8	6,04,578 5 4
6	Sewerage Works and Water Supply Improvement (18 lakhs)	12,00,000	—2,18,531 7 10	9,81,468 8 2
7	Markets and other Miscellaneous Works (Rs. 10,08,500)	10,08,500	—2,57,299 4 8	7,51,200 11 4	4,84,808 2 8	89,688 6 8
8	House Sullage Water Connections, Agripada	2,48,000	—14,468 3 2	2,33,532 12 10
9	Various Sanitary Works (35 lakhs)	35,00,000	—4,09,579 7 4	30,90,420 8 8	*** 85,193 12 2	14,01,324 2 9
10	New Municipal Office Building (8 lakhs)	8,00,000	—65,939 13 0	7,34,060 8 0	† 7,33,080 8 0
11	Fire Brigade Quarters and Stations (4½ lakhs)	4,50,000	—46,679 9 11	4,03,320 8 1	4,03,320 8 1
12	Drainage Water Works, Roads and other Works (24½ lakhs)	24,28,000	—2,77,249 8 7	21,50,750 12 5	1,47,784 8 4
13	Sewerage, Wari Bunder, &c., Roads, Burial-ground and certain Water Works (15½ lakhs)	15,75,000	—3,89,684 2 5	12,85,315 13 7	1,84,748 6 10
14	Sewerage Water and other Sanitary Works (35 lakhs)	35,00,000	—37,388 11 0	34,62,612 8 0
15	Plague Charges (20 lakhs)	20,00,000	20,00,000 0 0
16	Sewerage, Roads and other Sanitary Works (19½ lakhs)	19,35,000	—2,25,808 11 0	17,09,191 8 0
17	sewerage and Water Works (24½ lakhs)	24,75,000	—4,11,753 2 7	20,63,246 13 5
18	Certain Water Works (12½ lakhs)	12,79,000	—1,74,948 15 1	11,04,052 8 11
19	Sewerage Works (and 24½ lakhs)	24,75,000	—2,40,266 9 9	22,34,733 8 8
20	Construction of Quarters for Halalkhores and Bigaries (18½ lakhs)	18,50,000	—71,109 10 11	17,78,890 5 1	11,50,468 13 9
21	Street Improvements (15 lakhs)	15,00,000	15,00,000 0 0	35,00,000 0 0
22	Acquisition of sites for Overbridges (30 lakhs)	30,00,000	30,00,000 0 0	24,80,580 8 0
23	Miscellaneous Works (55 lakhs)	55,00,000	—3,39,817 2 4	51,60,182 13 8	6,89,750 14 9	1,73,861 4 8
24	Tansa Reduplication (70 lakhs)	70,00,000	—9,382 13 7	69,90,617 8 5
25	Street Improvements (20 lakhs)	20,00,000	20,00,000 0 0	20,00,000 0 0
26	Drainage, Water Works and Miscellaneous Works (43 lakhs)	43,00,000	—3,24,951 5 10	39,75,048 10 2	5,00,119 13 7	8,98,487 2 3
27	Sanitary Works, Drainage and Miscellaneous Works (2nd 30 lakhs)	30,00,000	30,00,000 0 0	§ 2,823 10 9	30,507 4 8
28	Miscellaneous Works and Water Works (40 lakhs)	40,00,000	40,00,000 0 0	6,02,719 13 6	7,42,487 11 11
		(a) 7,88,00,500	—38,37,429 2 4	7,49,63,070 13 8	60,43,247 2 3	95,11,301 6 8
29	Works executed out of Savings on Loans	86,68,724 2 4	5,89,989 0 8	4,99,317 11 10
	Total Rs.	7,85,26,785 0 0	60,38,180 2 6	1,00,38,709 1 1

* Including Rs. 1,94,031-18-3 written-off in 1902-03 on account of properties not then existing.

† Excluding Rs. 7,34,336-8-8 paid out of the Invested Fund.

‡ Excluding Rs. 1,56,600-0-0 contributed by the Port Trust.

§ Including Rs. 98,488-1-9 written-off in 1902-03 on account of properties not then existing.

|| Including Rs. 20,09,000 paid on account of Plague charges.

¶ Excluding Rs. 2,40,000 paid out of the Premia received on the Loan.

* Including Rs. 40,498-14-11 written-off in 1919-20 on account of properties not then existing.

†† Including Rs. 3,912-12-0 written-off in 1919-20 on account of properties not then existing.

D. ROBERTSON,
Special Chief Accountant,

No. 7.

incurred against each of them, (3) the Amounts withdrawn temporarily from their unutilized Balances to Balances of the Loans on 31st March 1920.

EXPENDITURE ON WORKS UPTO 31st MARCH 1920.						Balance un- expended on 1st April 1920.	Amount ad- vanced to meet the cost of sanctioned New Works, for which loans are to be raised.	Balances invested.	
C--Drainage.	D--Water Works.	E--Cemeteries (Burning and Burial- grounds).	F--Disposal of Town Sweepings.	G--Miscellane- ous.	Total Amount expended on works upto 31st March 1920.				
7	8	9	10	11	12	13	14	15	
Rs. s. p.	Rs. s. p.	Rs. s. p.	Rs. s. p.	Rs. s. p.	Rs. s. p.	Rs. s. p.	Rs. s. p.	Rs. s. p.	
16,62,449 12 9	10,16,880 18 8	26,69,280 10 0	
6,00,000 0 0	6,00,000 0 0	
11,21,98,166 0 8	18,95,947 12 0	43,20,307 6 10	2,217 0 6	2,217 0 6	
....	1,46,85,503 15 0	1,46,85,503 15 0	
4,62,337 0 0	1,42,241 5 4	6,04,578 5 4	
9,01,437 2 2	80,921 5 0	9,81,468 8 2	
58,896 14 10	1,16,214 2 2	7,81,200 11 4	
2,23,532 12 10	2,23,532 12 10	
13,884 7 8	7,96,731 2 0	1,98,913 8 8	80,85,927 2 4	4,493 6 4	4,493 6 4	
....	7,33,060 2 0	
....	4,08,327 6 1	
17,44,602 15 5	1,42,522 5 7	5,890 14 1	20,47,750 12 5	
5,89,077 1 0	12,842 12 10	2,11,652 4 5	11,42,317 10 1	1,22,998 2 6	1,22,998 2 6	
11,25,088 14 4	2,04,268 6 8	8,40,284 0 0	7,84,000 0 0	24,62,616 5 0	
....	20,00,000 0 0	20,00,000 0 0	
14,63,566 2 4	47,020 4 4	53,612 12 4	4,942 8 8	15,59,812 12 6	1,89,378 7 6	1,89,378 7 6	
17,10,596 0 7	2,54,554 8 11	19,71,150 9 6	92,026 8 11	92,026 8 11	
....	10,94,278 5 8	10,94,278 5 8	5,777 11 2	5,777 11 2	
18,47,307 6 2	18,47,307 6 2	8,87,426 0 0	8,87,426 0 0	
....	11,50,488 13 9	1,28,431 7 4	1,28,431 7 4	
....	15,00,000 0 0	
....	24,50,530 8 0	5,49,469 13 0	4,92,192 6 0	1,17,277 7 0	
21,49,828 14 4	2,70,044 7 3	24,308 6 9	88,657 15 9	47,10,052 15 6	4,60,329 14 2	4,50,329 14 2	
....	69,90,391 7 2	69,90,691 7 5	45 9 0	45 9 0	
....	20,00,000 0 0	
20,22,275 1 9	98,314 10 9	1,22,242 11 1	31,72,126 7 4	8,02,922 2 10	8,02,922 2 10	
14,67,988 1 8	51,500 0 0	21,83,099 1 1	8,16,900 14 11	8,16,900 14 11	
4,85,821 9 4	8,80,685 2 9	21,61,641 5 6	15,39,355 10 6	15,39,355 10 6	
2,16,52,312 7 6	2,82,98,682 15 0	7,54,405 15 6	10,42,424 4 1	22,16,754 2 1	8,96,22,218 4 11	53,40,842 8 9	13,15,010 14 4	40,25,831 10 5	
14,69,276 14 1	9,61,126 2 2	23,278 9 6	33,684 2 0	21,602 4 7	*36,03,233 13 6	60,490 4 10	60,490 4 1	
2,21,21,589 5 7	2,92,59,918 2 2	7,77,684 9 0	10,81,108 8 1	22,38,954 7 11	*7,31,26,452 2 5	84,01,832 18 7	13,15,010 14 4	40,26,321 15 2	
Less--Old Workshops and Stores shed (Amount realised by sale of old property) Rs. 24,773 6 3									
Deduct--Amount appropriated to meet expenditure on New Workshops " 25,325 0 0									
						Cr. 59,468 8 2	68,488 8 3	68,488 8 3	
Total Rs. ..						7,80,56,963 10 2	51,69,821 5 10	113,15,010 14 4	41,24,810 7 6
Add--Amount of Advances in column 14 ..						13,15,010 14 4			
Grand Total Rs. ..						7,43,71,974 8 6 (b)			
(a) Amount of Loans raised Rs. 7,80,00,000 0 0									
Add--Old Workshops savings added " 26,288 0 0									
							Rs. 7,85,26,788 0 0		
(b) Amount expended " " "							7,43,71,974 8 6		
Invested Balance (vide Appendix C, page 78) " "							41,54,810 7 6		
∴ Of this Rs. 78,001-15-5 belong to Water Works Account.									

H. B. CLAYTON,
Municipal Commissioner.

Appendix No. 8.

Block Account showing details of Capital Expenditure up to 31st March 1920.

	Capital Expenditure up to 31st March 1919.	Expended during the year.	Total Capital Expenditure up to 31st March 1920.	GRAND TOTAL.
	Rs. a. p.	Rs. a. p.	Rs. a. p.	Rs. a. p.
A.—BUILDINGS, LANDS AND SANITARY STRUCTURES—				
MARKETS AND SLAUGHTER HOUSES—				
Extending and Improving the Arthur Crawford Market	1,786 8 9	12,182 10 11	13,968 14 8	
Bandra Slaughter Houses	2,84,297 12 8	2,84,297 12 8	
Null Bazar Market	1,50,770 1 7	1,50,770 1 7	
Fort Market	22,066 7 11	22,066 7 11	
Arthur Crawford Market	11,39,410 11 6	11,39,410 11 6	
Market at Colaba	94,393 15 11	94,393 15 11	
Extension of Erskine Road Market	4,81,666 11 11	† 4,81,666 11 11	
Extension of the Arthur Crawford Mutton Market	42,754 2 9	42,754 2 9	
Bhuleshwar Market Extension	3,22,817 1 11	3,22,817 1 11	
Labourers' Quarters in connection with the Arthur Crawford Market	9,518 14 8	9,518 14 8	
Foras Road Market	40,499 14 11	Cr. 40,499 14 11	
Construction of shops on the western and southern sites at the Arthur Crawford Markets, Hornby Road	4,822 7 10	4,822 7 10	
Renewing the two blocks of the Butchers' Chawl at the Bandra Slaughter Houses	22,020 5 4	22,020 5 4	
Currey Road Market	15,252 5 10	15,252 5 10	
Market at Chowpati	63 0 0	63 0 0	
Market at Elphinstone Road	15,242 13 8	15,242 13 8	
Constructing a Chawl of 52 rooms at the Bandra Slaughter Houses	31,240 0 8	31,240 0 8	
Market at Kamtipura	50,644 11 2	50,644 11 2	
Filling in ground at Bandra Slaughter Houses	40 18 9	6,156 5 0	6,197 2 9	
	26,29,208 18 4	Cr. 22,160 15 0	26,07,147 14 4	
FIRE BRIGADE—				
Land and Buildings for Fire Brigade	4,03,320 6 1	4,03,320 6 1	
Construction of additional quarters for the Fire Brigade Staff at Byculla Fire Brigade Station	30,996 8 8	30,996 8 8	
Construction of an Engine House and Foreman's quarters at the Sankli Tank Fire Brigade Station	26,552 13 0	26,552 13 0	
Constructing additional rooms and adding a storey over several Fire Brigade Stations to provide accommodation for additional staff	12,437 5 7	12,437 5 7	
Construction of a Fire Brigade Station at Elphinstone Bridge Road	62,608 13 5	62,608 13 5	
Providing living and other accommodation at the Gowalla Tank Road, Babula Tank, Chiuhepokli and Sankli Tank Fire Brigade Stations	12,527 2 2	12,527 2 2	
Constructing Lascars' Quarters &c., at Gowalla Tank Fire Brigade Station	8,983 1 10	8,983 1 10	
Constructing new quarters for an Engineer and ten Lascars at Sankli Tank Fire Brigade Station	18,537 13 11	18,537 13 11	
Construction of a cook-room in connection with the existing Engineer's Quarters and two nahanis in connection with the Lascars' quarters at Sankli Tank Fire Brigade Station	1,382 10 3	1,382 10 3	
Construction of an additional storey over the Bhuleshwar Fire Brigade Station	6,302 12 3	6,302 12 3	
Acquisition of land for a new Fire Brigade Station for the Fort District.	95,600 0 0	95,600 0 0	
	6,74,848 7 2	6,74,848 7 2	
WORKSHOPS—				
Workshop and Store shed	1,43,767 7 1	Cr. 1,37,767 7 1	6,000 0 0	
Construction of new Municipal Workshops at Foras Road	5,04,505 4 3	26,491 15 2	5,30,997 3 5	
	6,48,272 11 4	Cr. 1,11,275 7 11	5,36,997 3 5	
A.—Buildings, Lands and Sanitary Structures—Carried over	39,52,429 15 10	Cr. 1,33,436 6 11	38,18,993 8 11	

* Inclusive of Rs. 21,340 paid out of the premia received on the loan.

† Inclusive of Rs. 31,908-11-11 paid out of the premia received on the loan.

Appendix No. 8—continued.

	Capital Expenditure upto 31st March 1919	Expended during the year.	Total Capital Expenditure upto 31st March 1920.	GRAND TOTAL
	Rs. a. p.	Rs. a. p.	Rs. a. p.	Rs. a. p.
A—Buildings, Lands and Sanitary Structures—brought forward ... Rs. ...	89,52,429 15 10	Cr. 1,38,486 6 11	88,18,998 8 11	
STABLES, CHAWLS AND QUARTERS (HEALTH DEPARTMENT)—				
Enlargement of Dhobi lines at Mahalaxmi ...	28,499 12 3	28,499 12 3	
Chawl for Gowlies working at the Agripada Milch-Cattle stables ...	6,129 18 6	Cr. 6,129 18 6	
Health Department stables at Bori Bunder ...	43,677 13 8	43,677 13 8	
Establishment charges for the above three works ...	8,808 2 6	8,808 2 6	
Health Department Bullock stables and Quarters for scavengers ...	1,28,897 4 11	1,28,897 4 11	
Chawl for halalkhores in Cursetji Suk-laji Street ...	88,460 8 2	88,460 8 2	
Construction of chawls, &c., for halalkhores at Valpakhadi (Mazagon) ...	2,31,478 6 9	2,31,478 6 9	
Construction of semi-permanent huts for biggaries at Arthur Road ...	28,379 0 10	28,379 0 10	
Construction of chawls for halalkhores, &c., at Cochin Street, Fort ...	56,554 5 6	56,554 5 6	
Construction of stables for the Health Department on the Grant Road Hospital site ...	47,384 4 7	47,384 4 7	
Construction of the Sankli Tank Bullock Hospital with residential quarters for Inspector and Shalotri ...	1,34,428 6 6	1,34,428 6 6	
Construction of a stable for bullocks of Night Branch and an office at Arthur Road ...	64,655 2 4	64,655 2 4	
Construction of stables and chawls for B Ward at Jail Road, North...	1,65,522 11 4	1,65,522 11 4	
Construction of stables and chawls for D Ward bullocks and biggaries at Annesley Road...	1,37,998 10 8	1,37,998 10 8	
Construction of chawls for biggaries at Arthur Road ...	1,22,812 8 9	1,22,812 8 9	
Construction of a stable for E Ward, West of Kamatipura ...	62,282 15 4	62,282 15 4	
Construction of semi-permanent huts for halalkhores at Tardeo Flats ...	1,50,347 0 5	1,50,347 0 5	
Construction of a stable for bullocks at Mabim ...	81 9 0	81 9 0	
Acquisition of land and properties at Jail Road, North, for the construction of stables and chawls for the Health Department ...	1,92,581 0 0	1,92,581 0 0	
Construction of two additional chawls for biggaries at Chembur ...	17,122 12 10	17,122 12 10	
Health Department stables in F and G Wards ...	68,120 8 2	68,120 8 2	
Health Department biggaries' chawl at Bori Bunder ...	50,058 0 7	50,058 0 7	
Acquisition of land at Colaba as a site for quarters for Halalkhores...	4,312 15 5	4,312 15 5	
Construction of semi-permanent quarters for halalkhores on the Foras Tank site ...	39,188 6 8	39,188 6 8	
Construction of chawls for the Health Department biggaries of F Ward ...	14,555 1 2	15,568 8 8	1,56,123 9 5	
Construction of chawls for halalkhores and biggaries at Valpakhadi ...	90,735 6 10	20,599 6 10	1,11,334 18 8	
Chawls for Health Department biggaries at Paltan Road ...	3,779 8 6	52,742 0 9	56,521 9 8	
Construction of bullock stables and offices, &c., for the Health Department at Parbhadevi Road	111 8 0	111 8 0	
Construction of semi-permanent chawls at Foras Tank Site (66 rooms)	185 10 5	185 10 5	
	21,07,241 14 11	89,027 4 9	21,90,269 8 8	
SCHOOL BUILDINGS—				
Construction of buildings for Primary Schools ...	5,87,015 4 0	1,515 8 1	‡ 5,88,530 7 1	
MUNICIPAL OFFICE BUILDINGS—				
Municipal Office Buildings ...	14,67,386 11 8	† 14,67,386 11 8	
A—Buildings, Lands and Sanitary Structures—Carried over ... Rs. ...	80,64,073 14 0	Cr. 48,898 15 1	80,15,179 14 11	

‡ Inclusive of Rs. 2,69,265-3-6 incurred on behalf of Government against their contribution of Rs. 8,12,367

† Inclusive of Rs. 7,84,326-8-8 paid out of the Invested Fund.

Appendix No. 8—continued.

	Capital Expenditure upto 31st March 1919.	Expended during the year.	Total Capital Expenditure upto 31st March 1920.	GRAND TOTAL
	Rs. a. p.	Rs. a. p.	Rs. a. p.	Rs. a. p.
A.—Buildings, Lands and Sanitary Structures—brought forward ... Re. ...	80,64,078 14 0	Cr. 48,898 15 1	80,15,179 14 11	
MISCELLANEOUS STRUCTURES—				
Girgaum Police Court (Share of) ...	84,000 0 0	Cr. 84,000 0 0	
Building a new office in Sankli Street for the use of the Assessment Department, E Ward Office, and constructing A Ward office, chowkidar's quarters and Store Room for the Streets and Buildings branch, E Ward, in Sankli Street ...	22,871 7 10	22,871 7 10	
Building a new office at Dadar for the use of the Assessment Department, F and G Ward offices, and converting the existing ward office into a godown and providing latrines for the workmen ...	18,419 6 9	18,419 6 9	
Construction of A Ward offices for the different branches of the Engineer's Department at Mint Road ...	20,856 6 6	20,856 6 6	
Purchase of about 4,080 square yards of land at the junction of Bapty Road and Falkland Road belonging to the Tramway authorities... ..	1,17,084 14 6	1,17,084 14 6	
Making alterations in the three permanent wards of the Arthur Road Hospital and in gas and other lighting arrangements in the compound, wards, &c., in the Arthur Road Hospital ...	21,955 10 9	21,955 10 9	
Construction of 25 bathing places in the City... ..	29,206 10 2	55 8 10	29,206 10 2	
Construction of Incinerators for Refuse destruction	71 7 7	71 7 7	
Construction of new ward offices at Babula Tank for the Assessment and Health Departments	48 6 0	48 6 0	
Latrines at Colaba	20,290 18 10	20,290 18 10	
Providing latrines and urinals at different places	59,432 10 8	59,432 10 8	
Providing accommodation, &c., for the General Stores... ..	38,258 5 5	38,258 5 5	
Providing wooden racks in Block No. 2 of the Central Stores building at Chinchpokli	2,495 5 4	2,495 5 4	
Constructing office quarters and store-room for Streets and Buildings Branch in G Ward at DeLisle Road on the site of Foras tank	19,891 14 9	19,891 14 9	
Construction of 11 urinals on Port Trust ground near the Docks	6,502 13 2	6,502 13 2	
Acquisition of a plot of land at Ormiston Road from the Bombay Electric Supply and Tramways Company, Limited, for a Metal Depot	1,49,492 8 0	1,49,492 8 0	
Acquisition of land for a stone depot on Golanji Hill	71,084 1 7	71,084 1 7	
Providing bungalows for Engineers and quarters for servants and Engine Drivers at Love Grove Pumping Station	16,870 6 0	16,870 6 0	
Acquisition of land and buildings at Worli Hill for the purpose of quarters for the Love Grove Station Engineering staff and filling in the vacant Municipal land required for Central Stores, Infectious Diseases Hospital, &c., out of the materials therefrom	1,84,188 15	1,84,188 15 7	
Construction of King Edward VII Memorial Hospital (Municipal Share of Cost)	8,15,500 12 1	8,15,500 12 1	
Extension of Arthur Road Infectious Diseases Hospital	81 11 4	40,812 7 8	40,844 2 7	
Cost of a plot of land at Clerk Road required for the use of the Road department for stacking materials, parking carts, etc.	24,300 0 0	24,300 0 0	
Miscellaneous Structures—Carried over Re.	11,67,244 7 7	6,867 11 1	11,73,612 2 8	
A.—Buildings, Lands and Sanitary Structures—Carried over ... Re. ...	80,64,078 14 0	Cr. 48,898 15 1	80,15,179 14 11	

Appendix No. 8—continued.

	Capital Expenditure upto 31st March 1919.	Expended during the year.	Total Capital Expenditure upto 31st March 1920.	GRAND TOTAL.
	Rs. a. p.	Rs. a. p.	Rs. a. p.	Rs. a. p.
A—Buildings, Lands and Sanitary Structures—Brought forward Rs.	80,64,078 14 0	Cr. 48,598 15 1	80,15,179 14 11	
Miscellaneous Structures—Brought forward Rs.	11,67,244 7 7	6,367 11 1	11,73,612 2 8	
Construction of latrines and urinals in the City	10,574 4 5	10,574 4 5	
Provision of 40 washing stones and Bhatties at the Mahaxmi Dhobiwada	20,477 2 0	20,477 2 0	
Construction of additional three wards of 40 beds each at the Arthur Road Hospital	68,069 18 11	68,069 18 11	
Purchase of a plot of land in the Central Agripada Estate of the City Improvement Trust for building thereon the Municipal Registration Office and Dispensary for the Byculla ward	13,012 8 0	13,012 8 0	
Construction of a Combined Dispensary and School at Sandhurst Road including drainage and sanitary fittings (Municipal Contribution)	1,789 5 0	1,789 5 0	
Construction of quarters and offices for Inspectors, &c., staff of the Road Department in A Ward and of the water works Department in A, B, C, E and F Wards	15,254 2 1	15,254 2 1	
Carrying out improvements, constructing sheep-pen and labourers' chawls &c., at the Bandra Slaughter Houses. Filling in tank in front of Arthur Road Hospital	224 12 4	224 12 4	
Acquisition of Mr. Wadia's land at DeLisle Road for the extension of the Arthur Road Hospital	44,488 10 6	44,488 10 6	
Construction of Lightning Crushers at Carnac Road (Part)	1,03,763 10 0	1,03,763 10 0	
Construction of latrines and urinals and bathing places, &c., in Reay Road	4,085 7 11	4,085 7 11	
	69 8 0	69 8 0	
	11,67,244 7 7	2,86,026 15 8	14,55,271 6 10	
A—Buildings, Lands and Sanitary Structures—Total	92,81,318 5 7	2,39,138 0 2	94,70,451 5 9	94,70,451 5 9
B—ROADS AND OVERBRIDGES—				
OVERBRIDGES—				
Widening Elphinstone Bridge	80,807 4 8	80,807 4 8	
Overbridges	1,97,568 0 1	1,97,568 0 1	
Falkland Road Bridge	15,082 9 4	15,082 9 4	
Wari Bunder Bridge	1,32,652 0 0	1,32,652 0 0	
Overbridge at Elphinstone Road, B. B. & G. I. P. Railways	2,62,912 12 8	8,548 4 0	2,66,461 0 8	
Overbridge at Arthur Road, G. I. P. Railway	1,96,754 4 7	1,96,754 4 7	
Overbridge at Currey Road, G. I. P. Railway	5,29,286 10 5	Cr. 15,871 15 6	5,19,414 10 11	
Overbridge at Clerk Road, G. I. P. Railway	2,86,055 2 7	Cr. 87,284 8 0	2,48,770 10 7	
Overbridge at Clerk Road, B. B. & C. I. Railway	70,406 8 4	70,406 8 4	
Overbridge at DeLisle Road	10,99,038 9 6	Cr. 13,744 0 10	10,85,294 8 8	
Establishment, &c., charges for the above six overbridges	69,428 7 8	69,428 7 8	
Nesbit Road Bridge (portion of cost)	49,844 8 0	49,844 8 0	
	29,39,831 18 5	Cr. 63,352 4 4	28,76,479 9 1	
B—Roads and Overbridges—Carried over Rs.	29,39,831 18 5	Cr. 63,352 4 4	28,76,479 9 1	
Carried over Rs. ...	92,81,318 5 7	2,39,138 0 2	94,70,451 5 9	94,70,451 5 9

Appendix No. 8—continued.

	Capital Expenditure upto 31st March 1919.	Expended during the year.	Total Capital Expenditure up to 31st March 1920.	GRAND TOTAL.
	Rs. a. p.	Rs. a. p.	Rs. a. p.	Rs. s. p.
Brought forward Rs. ...	92,31,818 5 7	2,89,188 0 2	94,70,451 5 9	94,70,451 5 9
B—Roads and Overbridges—Brought forward Rs. ...	29,39,831 18 5	Cr. 68,352 4 4	28,76,479 9 1	
CONSTRUCTION OF ROADS—				
Foras Road	1,12,418 14 10	1,12,418 14 10	
Nowroji Hill Road	67,918 8 0	67,918 8 0	
Road from Bellasis Road across Old Race Course (including Establishment charges)	1,41,500 1 2	1,41,500 1 2	
Cross Road at Mahaluxmi Station from Clerk Road to Haines Road...	19,594 4 8	19,594 4 8	
Road through Nowroji Hill from Elphinstone Bridge to Dongri Street	70,089 2 0	70,089 2 0	
Roads and Streets in Agripada and elsewhere	14,67,906 2 10	14,67,906 2 10	
New Road from Jakeria Bunder Road to Sewri Cemetery	24,217 15 11	24,217 15 11	
Wari Bunder Road	4,74,849 12 6	† 4,74,849 12 6	
Victoria Road Extension	80,895 10 4	80,895 10 4	
Construction of a new road through Cavel from Girgaum Road to Kalbadevi Road upto the Church of Lady of Health	1,82,948 9 11	1,82,948 9 11	
Widening of Cruickshank Road and improvement of the corner of Cruickshank and Elphinstone Roads	40,317 10 9	40,317 10 9	
Construction of a Road from the B. B. & C. I. Railway Matunga Station westward to Mahim including storm-water drains	1,84,460 0 10	1,84,460 0 10	
Construction of a 60 feet road along Tulsii Pipe Line from Desai's Road to Dadar Road including storm-water drains, and other roads	6,989 14 7	6,989 14 7	
Widening of Queen's Road from the Church Gate Railway Station to Wodehouse Bridge	37,944 9 0	37,944 9 0	
Providing and fixing new pattern hydrants for watering and Fire Brigade purposes	50,000 0 0	50,000 0 0	
Diversion of Arthur Road over the masonry culvert	16,266 11 1	16,266 11 1	
Construction of a road running eastwards from Lady Hardinge Road to the G. I. P. Railway new level crossing at Matunga and providing storm-water drain thereat	76,931 11 0	76,931 11 0	
Widening and improving Cumballa Hotel Lane and Gwalia Tank Road (Municipal contribution)	80,928 11 0	80,928 11 0	
Acquisition of land at different places as sites for new roads	9,564 15 0	9,564 15 0	
Lowering a portion of Masjid Bunder Road	21,401 6 6	8,116 0 10	27,517 7 4	
Acquisition of land at Dadar	151 0 0	151 0 0	
Acquisition of 337-11 square yards of land from Mr. Sharifbhai Thavar for the construction of the road from Haines Road to Biron Road...	2,205 14 7	2,205 14 7	
Acquisition of land at Maruti Lane	5,488 0 0	5,488 0 0	
Acquisition of land at Gola Lane	7,088 7 0	7,088 7 0	
Acquisition of 242-22 square yards near the Parel Station of the B. B. & C. I. Railway	1,695 8 8	1,695 8 8	
Acquisition of land at King Lane	18,489 8 8	18,489 8 8	
Do. at Fergusson Road	1,301 7 7	1,301 7 7	
Acquisition of land at Hamalwadi	58,189 13 7	58,189 13 7	
Do. at Clerk Road	5,330 12 10	5,330 12 10	
Do. at Piru Lane	61,508 3 11	61,508 3 11	
Do. at Goga Street	20,920 18 5	20,920 18 5	
Do. at the junction of Gun Carriage Street and Thomas Street	4,357 0 0	4,357 0 0	
Acquisition of land at Nisbanpada Road	610 15 8	610 15 8	
Acquisition of land at Chunam Kila Cross Lane	678 18 5	678 18 5	
Construction of Roads—Carried over Rs.	81,94,440 13 5	8,116 0 10	81,97,556 14 8	
B—Roads and Overbridges do. Rs.	29,39,831 18 5	Cr. 68,352 4 4	28,76,479 9 1	
Carried over Rs.	92,31,818 5 7	2,89,188 0 2	94,70,451 5 9	94,70,451 5 9

† Inclusive of Rs. 1,56,500 contributed by the Port Trust.

Appendix No. 8—continued.

	Capital Expenditure upto 31st March 1919.	Expended during the year.	Total Capital Expenditure upto 31st March 1920.	GRAND TOTAL.
	Rs. a. p.	Rs. a. p.	Rs. a. p.	Rs. a. p.
Brought forward Rs. ...	92,81,818 5 7	2,89,188 0 2	94,70,451 5 9	94,70,451 5 9
B—Roads and Overbridges—Brought forward Rs. ...	29,89,881 13 5	Cr. 63,352 4 4	28,76,479 9 1	
Construction of Roads, brought forward Rs.	31,94,440 13 5	8,116 0 10	31,97,556 14 3	
Acquisition of land at Old Nagpada Street ...	1,817 8 11	1,817 8 11	
Widening and extending Nasbit Road ..	1,97,842 6 7	8,704 10 0	2,06,547 6 7	
Widening of Worli Road from its junction with Haines and Ferguson Roads to the Worli Channel ...	1,45,748 10 1	47,119 8 11	1,92,868 8 0	
Construction of a road from Mount Road through Rose Cottage Lane to Matharpakhadi ...	45,620 9 2	45,620 9 2	
Construction of Dadar Kumbharwada Road ...	1,69,042 9 10	1,69,042 9 10	
Widening and reconstructing Mahim Bazar Road ...	8,56,650 5 6	11,599 10 2	8,68,249 15 8	
Widening and improving Wandby Road ..	86,678 8 11	86,678 8 11	
Paving Frere Road with wooden blocks ..	911 7 6	3,667 2 1	4,578 9 7	
Provision for bottoming roads...	21,206 1 6	21,206 1 6	
	41,48,747 10 11	95,813 1 6	42,44,060 12 6	
STREET IMPROVEMENTS.				
Street Improvements in different places.	87,16,519 9 0	2,57,121 5 11	89,73,640 14 11	
Special Street Improvements	19,000 0 0	19,000 0 0	
	87,35,519 9 0	2,57,121 5 11	89,92,640 14 11	
B—Roads and Overbridges—Total Rs.	1,08,24,099 1 4	2,89,082 8 1	1,11,13,181 4 5	1,11,13,181 4 5
DRAINAGE WORKS—				
Fort Sewers	78,627 4 8	78,627 4 8	
Kamatipura Drain	1,91,047 8 10	1,91,047 8 10	
Drains in Fanaawadi and Agiary Lane ..	1,852 12 3	1,852 12 3	
Branch Sewers, Bellasis Road	7,108 6 1	7,108 6 1	
Widening Love Grove Sluices	1,67,326 7 7	1,67,326 7 7	
Culverts under the B. B. & C. I. Railway near Bellasis Road	1,791 0 8	1,791 0 8	
Khetwadi Survey	5,599 10 0	5,599 10 0	
Raising Level of Khetwadi Roads	28,355 0 1	28,355 0 1	
Raising private compounds in Khetwadi	25,336 2 1	25,336 2 1	
Three branch drains in Khetwadi and storm-water entrances	81,711 15 6	81,711 15 6	
Intercepting drain in Tardeo District and storm-water entrances	1,69,851 10 4	1,69,851 10 4	
Making connection between low-level sewers and new main drains... ..	2,610 8 10	2,610 8 10	
Intercepting drain from Pydhoni to Bellasis Road and storm-water entrances	3,08,229 3 9	3,08,229 3 9	
Enlarging old open main drain	71,318 13 5	71,318 13 5	
Laying a new 24" main and removing old 24" Tulsai main	74,226 14 0	74,226 14 0	
Constructing storage reservoir on the Flats and raising levels of manholes and sewers	1,86,225 12 6	1,86,225 12 6	
Establishment for Surface Drainage Works	1,21,418 0 0	1,21,418 0 0	
Contingencies do. do.	63,627 6 11	63,627 6 11	
Cleaning the Worli storm-water drain and widening the channels south of the Love Grove sluices	79,510 9 7	79,510 9 7	
Main sewers	4,92,691 8 2	4,92,691 8 2	
Pipe sewers	3,00,746 13 1	3,00,746 13 1	
Outfall sewer	2,55,766 10 0	2,55,766 10 0	
Kamatipura drainage	76,471 4 6	76,471 4 6	
Clerk Road Ovoid sewer	89,259 5 11	89,259 5 11	
Government Commission charges for drainage of 1878	5,211 15 9	5,211 15 9	
Preliminary expenses in connection with the drainage of 1878	18,429 6 5	18,429 6 5	
Departmental works in connection with the drainage of 1878	1,072 1 3	1,072 1 3	
Compensation for land in connection with the drainage of 1878	18,831 11 1	18,831 11 1	
C—Drainage Works—Carried over Rs.	28,04,950 15 8	28,04,950 15 8	
Carried over Rs.	2,00,55,417 6 11	5,28,215 8 8	2,05,83,632 10 2	2,05,83,632 10 2

Appendix No. 8—continued.

	Capital Expenditure upto 31st March 1919.	Expended during the year.	Total Capital Expenditure upto 31st March 1920.	GRAND TOTAL.
	Rs. a. p.	Rs. a. p.	Rs. a. p.	Rs. a. p.
Brought forward Rs. ...	2,00,55,417 6 11	5,28,215 8 8	2,05,83,632 10 2	2,05,88,632 10 2
C—Drainage Works, brought forward Rs.	28,04,250 15 8	28,04,250 15 8	
Proportion of repairs to roads (opened for the works) in connection with the drainage of 1878	84,372 14 7	84,372 14 7	
Miscellaneous charges in connection with the drainage of 1878	22,302 15 7	22,302 15 7	
Establishment for works in connection with the drainage of 1878	1,45,000 0 0	1,45,000 0 0	
Contingencies in connection with the drainage of 1878	51,167 7 9	51,167 7 9	
Repairs to old Main Drain at Falkland Road	2,093 13 5	2,093 13 5	
House connections without privy fittings	6,32,080 1 7	6,32,080 1 7	
Shaft ventilators	44,947 0 6	44,947 0 6	
Closing storm-water openings in Frere Road sewer	17,108 9 6	17,108 9 6	
Queen's Road intercepting sewer	1,53,969 0 0	1,53,969 0 0	
House connection survey	4,561 13 8	4,561 13 8	
House connections, Kamatipura Drainage	84,977 7 5	84,977 7 5	
Pipe sewer from Clare Road along south portion of Haines Road and DeLisle Road	1,14,260 0 7	1,14,260 0 7	
Pipe sewer from Parel Workshop to Clerk Road Ovoid sewer	65,798 9 11	65,798 9 11	
Extension of Clerk Road Ovoid sewer to Parel Road	85,569 8 0	85,569 8 0	
Ovoid sewer across the Old Race-course	59,746 18 2	59,746 18 2	
Ovoid sewer from the Crawford Market down Hornby Road to Bazar Gate and thence to the Mint.	89,401 11 9	89,401 11 9	
Establishment charges for sanitary works of 1885-1886	1,25,178 0 0	1,25,178 0 0	
Adjustment of the extra expenditure incurred on the Queen's Road intercepting sewer	9,638 10 8	9,638 10 8	
Fort Drainage	8,68,422 5 9	8,68,422 5 9	
New Works at Love Grove Pumping Station	34,645 9 6	34,645 9 6	
Construction of a side drain along Wari Bunder Road	4,934 0 1	4,934 0 1	
Construction of a pipe sewer in certain lanes in Khatwadi	5,232 6 0	5,232 6 0	
Establishment charges for sanitary works of 1887 to 1888	39,419 0 0	39,419 0 0	
Queen's Road pipe sewer including contingencies	6,09,998 4 2	6,09,998 4 2	
Queen's Road house connections	2,05,306 0 9	2,05,306 0 9	
Establishment and contingencies for Queen's Road sewerage works	86,182 14 8	86,182 14 8	
Extension of Parel Road storm-water drains from Bellasis Road to the length of Ripon Road	41,106 6 9	41,106 6 9	
Pipe sewer along Bellasis Road, Foras Road and Gilder Street	17,290 8 1	17,290 8 1	
House sullage water connections at Agripada	2,38,538 12 10	2,38,538 12 10	
Sewer flushing arrangements	13,864 7 3	13,864 7 3	
Pumps and steam engine for the working of the Love Grove Pumping Station	4,68,345 8 6	4,68,345 8 6	
Sewerage of Colaba	7,56,419 0 0	7,56,419 0 0	
Sewerage of Umartkhadi District	3,53,786 5 9	3,53,786 5 9	
Storm-water drains in Moreland, Souter, Club and Gilder Streets	79,644 0 2	79,644 0 2	
Storm-water drains in different places	56,724 2 11	56,724 2 11	
Storm-water drains in Connaught and Sussex Roads	35,928 15 9	35,928 15 9	
Miscellaneous extensions and improvements of drains	83,664 6 1	83,664 6 1	
Sewerage of the Masagon District on gravitation system	3,06,680 0 5	3,06,680 0 5	
Sewerage of Malabar and Khamballa Hills on gravitation system	1,31,666 0 1	1,31,666 0 1	
Sewerage of Ferguson Road and Chinchpokli District	89,829 8 5	89,829 8 5	
Raising sewerage in Queen's Road sewer	1,862 0 0	1,862 0 0	
C—Drainage Works—Carried over Rs. ...	84,15,896 4 5	84,15,896 4 5	
Carried over Rs. ...	2,00,55,417 6 11	5,28,215 8 8	2,05,83,632 10 2	2,05,88,632 10 2

Appendix No. 8—continued.

	Capital Expenditure upto 31st March 1919.			Expended during the year.			Total Capital Expenditure upto 31st March 1920.			GRAND TOTAL.		
	Rs.	s.	p.	Rs.	s.	p.	Rs.	s.	p.	Rs.	s.	p.
Brought forward Rs. ...	2,00,55,417	6	11	5,28,215	8	8	2,05,83,632	10	2	2,05,83,632	10	2
C—Drainage Works, brought forward Rs....	84,15,896	4	5	84,15,896	4	5
Sewerage of Old Race-course District on gravitation system ...	89,039	8	1	89,039	8	1
Machinery for the sewerage of Parel, the Mazagon, &c., sectional districts.	7,35,520	6	0	7,35,520	6	0
Mazagon District, sectional ...	8,52,785	4	2	8,52,785	4	2
Storm-water drain from Wellington Fountain via Bandstand to the Sea...	86,778	4	2	86,778	4	2
Improvements in the roadside drains along Bhoiwada Cross Road and new side drains along portions of Dadar Road, &c. ...	29,856	14	11	29,856	14	11
Surface drainage of Kamatipura ...	88,440	9	2	88,440	9	2
Storm-water drain in Tardeo Road ...	1,56,542	11	8	1,56,542	11	8
Low-level Channel from the Tardeo Flats to Worli Point ...	11,88,726	0	0	11,88,726	0	0
Sewerage of the Fergusson Road and Chinchpokli District on the sectional system ...	2,56,782	14	6	2,56,782	14	6
Sewerage of the Parel District on the sectional system ...	4,66,272	8	7	4,66,272	8	7
Completion of house drainage connections in different parts of the City ...	9,74,282	11	1	676	5	6	9,74,909	0	7
Difference in the cost of the works proposed by Mr. Santo Crimp in connection with the drainage of the lower parts of the City ...	1,44,176	18	9	1,44,176	18	9
(17) Catchpits on pipe sewers ...	26,994	14	0	26,994	14	0
(17) Catchpits on ovoid sewers...	43,165	13	4	43,165	13	4
Sewerage of the Malabar Hill District, sectional ...	6,89,948	0	0	6,89,948	0	0
Construction of a new outfall at Love Grove ...	21,77,641	6	6	1,29,100	6	0	23,06,741	12	6
Sewerage of the Elphinstone Reclamation ...	2,05,999	10	11	2,05,999	10	11
Construction of storm-water drains in Marine Lines, from the northern end of the B. H. & C. I. Ry. Office to the junction of 1st Marine Lines ...	18,177	10	10	18,177	10	10
Providing an additional Pipe Sewer and Ejector in Fergusson Road near its junction at DeLisle Road (North).	70,071	10	9	70,071	10	9
Construction of a storm-water drain in Arthur Road from its junction with Kalachowki Road to Jacob Circle...	65,458	14	7	65,458	14	7
Extension of Low Level Channel No. 2 from DeLisle Road to Dadar Road ...	2,84,489	8	7	2,84,489	8	7
Constructing a storm-water drain in Colaba Causeway between Ormiston Street and Thomas Street ...	8,538	5	0	8,538	5	0
Construction of a storm-water drain in DeLisle Road (North)...	48,896	8	8	48,896	8	8
Provision of Ejectors in the Colaba Sub-District ...	1,08,804	6	10	1,08,804	6	10
Construction of a storm-water drain in DeLisle Road (South) ...	15,257	13	8	15,257	13	8
Extending the existing storm-water drain and constructing water gallees and water tables in Mazagon Road...	4,921	11	1	4,921	11	1
Constructing a storm-water drain in New Purbhadevi Road ...	38,746	5	0	38,746	5	0
Constructing storm-water drains in Khetwadi Back Road ...	25,650	8	11	25,650	8	11
Constructing a storm-water drain in Queen's Road from Wodehouse Road Bridge to Bandstand ...	11,086	9	4	11,086	9	4
Constructing a storm-water drain in Mayo Road from Queen's Statue to Church Gate Street ...	9,192	11	8	9,192	11	8
Constructing a storm-water drain in DeLisle Road, north of Arthur Road.	44,502	8	0	44,502	8	0
Constructing a storm-water drain in Mayo Road from Church Gate Street to Bandstand ...	21,182	8	8	21,182	8	8
Measures for relieving the surcharging of sewers ...	17,11,135	8	8	17,11,135	8	8
Construction of a storm-water drain from the junction of Reay and Connaught Roads to the Harbour near Lakri Bunder ...	5,56,967	8	7	5,56,967	8	7
C—Drainage Works—Carried over Rs.	1,90,01,844	0	0	1,29,776	11	6	1,91,81,120	11	6
Carried over Rs. ...	2,00,55,417	6	11	5,28,215	8	8	2,06,83,632	10	2	2,06,83,632	10	2

Appendix No. 8—continued.

	Capital Expenditure upto 31st March 1919	Expended during the year.	Total Capital Expenditure upto 31st March 1920.	GRAND TOTAL.
	Rs. a. p.	Rs. a. p.	Rs. a. p.	Rs. a. p.
Brought forward Rs. ...	2,00,55,417 6 11	5,78,215 8 8	2,05,83,632 10 2	2,05,83,632 10 2
I—Drainage Works, brought forward Rs.	1,90,01,844 0 6	1,29,776 11 6	1,91,81,120 11 6	
Construction of a storm-water drain in DeLisle Road, south of Arthur Road.	29,371 15 10	29,371 15 10	
Construction of a storm-water drain in Elphinstone Road, West ...	12,771 5 2	12,771 5 2	
Construction of a storm-water drain in Ghorupdeo Road ...	17,854 2 8	17,854 2 8	
Construction of a storm-water drain in Mughbat Lane ...	8,021 15 6	8,021 15 6	
Construction of an office for the Drainage Staff and quarters and an office for the Head Plumber at Babula Tank and providing fencing round the Drainage Chowki and metalling the yard ...	86,681 18 11	86,681 18 11	
Construction of two new Drainage Chowkies at Bapty Road and Churney Road ...	18,088 15 6	18,088 15 6	
Construction of a storm-water drain from the foot of Byculla Bridge to the junction of Connaught and Reay Roads ...	8,14,019 8 9	8,14,019 8 9	
Construction of a storm-water drain in Soparibagh Road ...	2,12,956 7 6	2,12,956 7 6	
Construction of a storm-water drain from the Junction of Connaught and Reay Roads to Kalachowki and Soparibagh Roads ...	6,95,299 6 6	6,95,299 6 6	
Slab drain 18' x 18' in Store Lane, Homji Street ...	2,557 2 6	2,557 2 6	
Pipe sewer in Currey Road ...	2,595 15 5	2,595 15 5	
Main sewerage of Parel ...	22,121 7 8	22,121 7 8	
Arching over with brick masonry the main drain at the Arthur Road Crossing ...	16,655 0 4	16,655 0 4	
9" Pipe sewer at Lalwadi ...	2,087 8 2	2,087 8 2	
Laying branch pipe sewers in the village of Parel ...	17,527 18 11	17,527 18 11	
Ovoiding side-drains to the north of Kalachowki Road ...	2,600 4 8	2,600 4 8	
Completing the storm-water drain from the top of Bazar Gate Street to the Salvation Army Hall, Hornby Road.	14,460 2 7	14,460 2 7	
Sewerage of Parel on the gravitation system ...	62,081 1 5	62,081 1 5	
Storm-water drain in Cruickshank Road ...	17,387 6 0	17,387 6 0	
Laying a 9" pipe for the carriage of storm-water to the Sea from the eastern half of Warehouse Road ...	1,992 1 8	1,992 1 8	
Laying a 9" pipe-line at the Parel village ...	878 7 8	878 7 8	
Storm-water drains in part of Gilder Street and Foras Road from Grant Road to Falkland Road ...	10,781 14 10	10,781 14 10	
Constructing a catch-pit on the Mint Road sewer opposite the European General Hospital ...	4,880 10 8	4,830 10 8	
Altering and ovoiding storm-water drain in Girgaum ...	11,548 14 10	11,548 14 10	
Construction of a storm-water drain in Khetwadi ...	52,662 2 8	52,662 2 8	
Draining the storm-water from the public road round the Mahaluxmi Dhobiwada ...	1,156 0 8	1,156 0 8	
Ovoiding and regrading the open roadside drains in Umarchadi Road ...	8,119 0 11	8,119 0 11	
Converting the old Engine-house at Love Grove into an office and godown and constructing a shred-lifter chamber with 4 shred lifters	25,081 4 1	25,081 4 1	
Tidal flaps on flushing drains for ovoid sewers ...	2,285 4 4	2,285 4 4	
Drainage arrangements at Tardeo Road.	2,292 0 8	2,292 0 8	
Laying a 9" pipe sewer in Fergusson Cross Road ...	2,261 14 9	2,261 14 9	
Masonry drain from Girgaum Road and passing through Night-soil Depot ...	21,817 6 7	21,817 6 7	
Opening out the public water-course behind Mr. Cama's property at Parel Road ...	8,862 6 7	8,862 6 7	
C—Drainage Works—Carried over Rs. ...	2,06,48,447 13 10	1,29,776 11 6	2,07,78,224 9 4	
Carried over Rs. ...	2,00,55,417 6 11	5,28,215 8 8	2,05,83,632 10 2	2,05,83,632 10 2

Appendix No. 8—continued.

	Capital Expenditure upto 31st March 1919.	Expended during the year.	Total Capital Expenditure upto 31st March 1920.	GRAND TOTAL.
	Rs. a. p.	Rs. a. p.	Rs. a. p.	Rs. a. p.
Brought forward Rs....	2,00,56,417 6 11	5,28,215 8 8	2,05,88,632 10 2	2,05,88,632 10 2
C—Drainage Works, brought forward Rs....	2,06,43,447 13 10	1,29,776 11 6	2,07,73,224 9 4	
Laying a 12" pipe from the emergent reservoir to manhole in Apollo Street	3,169 7 8	3,169 7 8	
Ovoiding and constructing masonry side-drains in different places...	17,895 11 11	17,895 11 11	
Ovoiding and constructing masonry side-drains on Carroll Road, north side	2,711 3 8	2,711 3 8	
Ovoiding kutchra drain in Arthur Road as far as G. I. P. Railway Crossing...	4,988 15 1	4,988 15 1	
Constructing storm-water drains and ovoiding and constructing masonry side-drains in different places	20,493 10 8	20,493 10 8	
Automatic flush tanks on pipe sewers	88,434 0 10	88,434 0 10	
Improving side-drains, Malabar Hill	7,672 13 6	7,672 13 6	
Storm-water drains at Fergusson Road from DeLisle Road to the water-course (3,200 feet) west of the road...	29,964 4 9	29,964 4 9	
Providing and constructing masonry side-drain in Malabar Hill	7,346 11 0	7,346 11 0	
Providing and constructing masonry side-drains (a) on Naigum Cross Road on both sides from Vincent Road to Dadar and (b) east and west of Ghorupdeo Road	5,239 5 6	5,239 5 6	
Storm-water drain running on the west of the G. I. P. Railway Dadar Station	7,023 6 9	7,023 6 9	
Constructing quarters for workmen at Love Grove Air Compressor Station (including purchase of land and an old chawl)	21,961 1 5	21,961 1 5	
Constructing additional quarters for Lascars at Love Grove	5,477 9 6	5,477 9 6	
Cutting out rocky barriers in the channel at Love Grove	116 6 0	116 6 0	
Surface Drainage in Queen's Road between the level-crossing and Charni Road	2,307 15 0	2,307 15 0	
Ovoiding and regrading the side-drain in Imamwada from Parel Road to Jail Road, North	2,089 3 10	2,089 3 10	
Masonry storm-water drain 18" x 18" in Apollo Street	1,888 15 9	1,888 15 9	
Open ovoid drain on the east side of DeLisle Road	1,567 14 10	1,567 14 10	
Zinc ventshafts on pipe sewers in the Fort Sewerage District	11,165 8 9	11,165 8 9	
Storm-water drain in Sankli Street	11,529 15 8	11,529 15 8	
Cost of obtaining advices from Mr. Santo Crimp, in regard to house connections, &c.	11,992 9 10	11,992 9 10	
Construction of permanent manholes over drains	37,050 5 7	37,050 5 7	
Masonry side-drains at Malabar Hill from Gowalia Tank Road to the Government House	7,505 4 2	7,505 4 2	
Tidal flaps on the ovoid sewers	11,025 14 0	11,025 14 0	
Construction of a coal shed, a coal tramway, and fence round the compound of the Love Grove Air Compressor Station	11,211 10 9	11,211 10 9	
6" Pipe Drain in DeLisle Road	430 10 7	430 10 7	
6" Pipe Drain in Banganga Cross Lane.	824 15 8	824 15 8	
Extension of the 15" sealed sewage main in Fergusson Road from the Culvert to Worli Road	11,466 8 10	11,466 8 10	
Laying a 6" pipe-drain in Tulsirampada in Parel Chawl Road	1,051 12 0	1,051 12 0	
Laying a 6" pipe drain in the private passage known as Kalachowki Cross Lane	602 14 7	602 14 7	
6" Pipe drain in the passage to the north of Parel Cross Lane	472 10 3	472 10 3	
Connecting certain properties in Gilder Street with the new storm-water drain constructed thereat	1,496 13 1	1,496 13 1	
Laying a 9" stoneware pipe drain in a portion of Foras Road, west of Carroll Road	1,365 13 11	1,365 13 11	
C—Drainage Works—Carried over Rs. ...	2,09,48,790 2 9	1,29,776 11 6	2,10,78,566 14 3	
Carried over Rs. ...	2,00,56,417 6 11	5,28,215 8 8	2,05,88,632 10 2	2,05,88,632 10 2

Appendix No. 8—continued.

	Capital Expenditure upto 31st March 1919.	Expended during the year.	Total Capital Expenditure upto 31st March 1920.	GRAND TOTAL.
	Rs. a. p.	Rs. a. p.	Rs. a. p.	Rs. a. p.
Brought forward Rs. ..	2,00,55,417 6 11	5,28,215 8 8	2,05,83,632 10 2	2,05,83,632 10 2
C—Drainage Works, brought forward Rs. ...	2,09,43,790 2 9	1,29,776 11 6	2,10,73,566 14 3	
Laying a 6" pipe drain in the passage belonging to Sulleman Jusab at Belvedere Hill Road	647 8 2	...	647 8 2	
Laying a 6" pipe drain in Bapty Road .	436 15 2	436 15 2	
Laying a 9" pipe drain at Tank Bunder Koliwada	2,042 13 8	2,042 13 8	
Construction of a catchpit on the Queen's Road ovoid sewer in Charni Road, &c.	6,202 0 4	6,202 0 4	
Laying a drain at Mr. Tribhowandas Varjivandas' Oart at Girgaum Back Road	254 13 2	...	254 13 2	
Storm-water drain in Ripon Road from Agripada drain to Jacob Circle ...	27,086 12 11	27,086 12 11	
Storm-water drain in Clerk Road from Parel Road to Jacob Circle... ..	26,900 9 11	26,900 9 11	
Storm-water drain in Haines Road from Khatao Makarji's Mill to Jacob Circle	48,844 13 3	48,844 13 3	
Laying a branch 6" pipe sewer at De Lisle Road	761 3 7	761 3 7	
Laying a 6" pipe drain at Ghorapdeo Road	404 6 3	404 6 3	
Laying a 9" pipe sewer along Elphi- store Road at its Junction with Parbhadevi Road	1,112 5 3	1,112 5 3	
Laying a 9" pipe drain with Inspection Chamber at the passage running through Chamarbag properties ..	3,938 8 10	3,938 8 10	
Laying a 6" pipe drain on the Tulei main road	1,000 9 1	1,000 9 1	
Laying a 6" pipe drain at Ghorapdeo Road, 1st Cross Lane	860 14 10	860 14 10	
Constructing a storm-water drain at Kalachowki Road	789 2 3	789 2 3	
Laying a 6" pipe drain along Chamar- bag properties in Parel Road ...	1,166 0 8	1,166 0 8	
Laying a pipe sewer between Forjett Street and Tardeo Road	2,409 10 2	2,409 10 2	
Fees to Mr. Midgley Taylor on account of his report on the Ejector, &c., required for Sectional District ...	1,961 1 4	1,961 1 4	
Establishment for the preparation of plans and estimates for the sewer- age of Mazagon, Parel and Old Race Course Districts	10,338 0 0	10,338 0 0	
Tracing the plans and sections of the Part-I, Mazagon and Old Race Course Districts	658 15 0	658 15 0	
Fees to Messrs. Midgley Taylor and G. R. Strachan for their opinion on matters connected with the surchar- ging of sewers	16,796 13 4	16,796 13 4	
Expenses incurred by Mr. James in connection with inquiries in regard to Lierner system, &c.	1,684 3 0	1,684 3 0	
Construction of a storm-water drain in Church Gate Street from its junction with Mayo Road to the main storm-water drain in Queen's Road near the Church Gate Street ...	4,033 9 5	4,033 9 5	
Laying a 6" pipe sewer in the passage opening to Portuguese Church Road	227 4 3	227 4 3	
Laying a 6" pipe drain at Madanpura..	346 4 2	346 4 2	
Extension of the 15" sealed sewage main from the Chinchpokli Fire Brigade Station to the head manhole on Clerk Road sewer	12,408 4 9	12,408 4 9	
Constructing a storm-water drain in Colaba Causeway between Mayo Road and Thomas Street	8,978 9 11	8,978 9 11	
Preparation of certain models for im- provement of main sewers, &c. ...	200 0 0	200 0 0	
Laying 6" pipe drain in the passage behind the New Building of Mr. Hormusji Vakil	5,226 13 4	5,226 13 4	
Laying a 6" pipe drain in the passage leading to the Hon'ble Mr. Estalvad's Bungalow	1,244 3 6	1,244 3 6	
C—Drainage Works—Carried over Rs. ...	2,11,32,248 7 10	1,29,776 11 6	2,12,62,025 8 4	
Carried over Rs. ...	2,00,55,417 6 11	5,28,215 8 8	2,05,83,632 10 2	2,05,83,632 10 2

Appendix No. 8—continued.

	Capital Expenditure upto 31st March 1910.	Expended during the year.	Total Capital Expenditure upto 31st March 1920.	GRAND TOTAL.
	Rs. a. p.	Rs. a. p.	Rs. a. p.	Rs. a. p.
Brought forward Rs. ...	2,00,55,417 6 11	5,28,215 8 8	2,05,83,632 10 2	2,05,83,632 10 2
J—Drainage Works, brought forward Rs.	2,11,82,248 7 10	1,29,776 11 6	2,12,62,025 3 4	
Laying a 6" pipe drain in the Nepean Sea Road ...	1,248 11 7	1,248 11 7	
Laying a 9" pipe drain at Elphinstone Road ...	6,761 10 9	6,761 10 9	
Extending the existing 6" pipe drain in the passage off Dadar and Kumbharwada Cross Lane ...	83 7 10	83 7 10	
Laying a 6" pipe drain in the passage at Currey Road ...	471 10 2	471 10 2	
Laying a 9" pipe drain in the passage leading to Government Gate Road, Parel ...	2,139 0 6	2,139 0 6	
Laying a 4" C. I. pipe drain from DeLisle Road to the boundary of the Century Mill premises ...	4,816 0 10	4,816 0 10	
Providing an additional pipe sewer and Ejector in Fergusson Road near its junction at DeLisle Road (North)..	8,000 0 0	8,000 0 0	
Laying a 6" pipe sewer in the passage near the Lunatic Asylum, Colaba ...	1,364 5 4	1,364 5 4	
Laying a branch drain in the passage off Mount Pleasant Road ...	727 10 6	727 10 6	
Laying a 6" pipe sewer at Banganga Tank Lane ...	929 8 9	929 8 9	
Laying a 7" pipe drain on the eastern boundary of the Babula Tank ...	1,321 9 2	1,321 9 2	
Laying a 6" pipe drain in Gowalia Tank Road ...	387 11 9	387 11 9	
Laying a 6" pipe drain at Victoria Bunder Road ...	367 11 6	367 11 6	
Laying a 9" pipe drain in Kamatipura 9th Street ...	662 1 2	662 1 2	
Laying a 6" pipe drain in the lane behind No. 49-51, Warden Road ...	1,610 10 10	1,610 10 10	
Giving street connections to storm-water drains in the City ...	46,741 11 6	46,741 11 6	
Laying a 6" pipe drain at Warden and Tardeo Roads ...	480 8 6	480 8 6	
Laying a 6" pipe sewer in the compound of premises No. 14-20 to the east of Cumballa Hotel Lane ...	615 8 7	615 8 7	
Laying a 6" pipe drain in the passage leading to Khed Tank in the north of Elphinstone Road ...	1,027 11 8	1,027 11 8	
Laying a 6" pipe drain in the passage to the east of Cumballa Hotel Lane.	834 6 2	834 6 2	
Laying a 6" pipe drain at Nepean Sea Road ...	978 13 7	978 13 7	
Colaba Sewerage Work ...	44,836 14 11	44,836 14 11	
Sewerage of the Malabar Hill District	7,394 12 2	7,394 12 2	
Laying a 4" air main in Victoria Extension Road from the junction of Victoria Road and Mount Road to Ejector Station No. 2, Mazagaon, in place of the existing 2 1/2" O. I. main	4,320 0 2	4,320 0 2	
Construction of a sealed sewage main from the Elphinstone Road Ejector Station to Worli Road ...	68,326 11 1	68,326 11 1	
Constructing a masonry drain with four manholes and eight half-sized water entrances at DeLisle Road ...	6,851 8 10	6,851 8 10	
Filling in the open side drains on both the sides and providing covered storm-water drains with water tables and water gullies in portions of 1st to 5th Khetwadi Lanes and Main Roads ...	7,431 11 8	7,431 11 8	
Filling in old side drains and providing a covered drain with manholes, full sized and half-sized water entrances, with water tables on 14th Khetwadi Lane... ..	3,104 6 3	3,104 6 3	
C—Drainage Works—Carried over Rs ...	2,13,55,429 9 2	1,29,776 11 6	2,14,85,206 4 8	
Carried over Rs. ...	2,00,55,417 6 11	5,28,215 8 8	2,05,83,632 10 2	2,05,83,632 10 2

Appendix No. 8—continued.

	Capital Expenditure upto 31st March 1919.	Expended during the year.	Total Capital Expenditure upto 31st March 1920.	GRAND TOTAL.
	Rs. a. p.	Rs. a. p.	Rs. a. p.	Rs. a. p.
Brought forward Ra. ...	2,00,55,417 6 11	5,28,215 8 8	2,05,83,632 10 2	2,05,83,632 10 2
C—Drainage Works, brought forward Ra. ...	2,13,55,429 9 2	1,29,776 11 8	2,14,85,206 4 8	
Providing storm-water drain with water entrances and water tables at 11th Khetwadi Lane ...	3,184 12 1	3,184 12 1	
Constructing a road-side drain and providing a covered storm-water drain at Girgaum Back Road ...	12,952 13 9	12,952 13 9	
Laying a 6" pipe drain on the West of Dadar Road ...	258 10 8	258 10 8	
Laying a 9" pipe sewer between Charni Road and Khetwadi 11th Lane ...	1,639 8 1	1,639 8 1	
Making three drainage connections to the storm-water drain in Hornby Road ...	238 0 10	238 0 10	
Surface drainage of Dadar and Nairgaum Roads ...	22,810 14 4	22,810 14 4	
Providing new pattern storm-water entrances with cast-iron grating and frames ...	55,188 2 9	835 12 8	56,023 15 7	
Subsidiary works at the Love Grove New Pumping Station in connection with the measures for relieving the surcharging of sewers ...	1,00,456 5 7	1,00,456 5 7	
Laying a 15" pipe sewer from the Wellington Fountain to the head manhole of the Mint Road ovoid sewer ...	26,707 6 10	26,707 6 10	
Additions to and enlargement of existing sewers in connection with the duplication of Tansa main ...	8,92,425 5 2	8,92,425 5 2	
Sewerage of the north of the Island ...	68,324 13 8	1,12,926 3 0	1,76,250 8	
Laying a 12" & 9" stoneware pipe sewer in a passage off Elphinstone Road in the locality known as "Saitan-Chauki" near Khed Tank ...	22,466 15 6	22,466 15 6	
Provision of a 1" pipe sewer in a portion of Mahim District, a septic tank near the foreshore at Mori Road, Mahim, and a hopper near the foreshore at Mori Road ...	44,492 7 6	44,492 7 6	
Constructing a storm-water drain 2' x 3' with water entrances in Wandby Road and Napier Road from Ravelin Street to Hornby Road ...	21,879 14 0	21,879 14 0	
Providing a 2' x 2' storm-water drain with half-sized water entrances and water tables at Currey Road ...	23,738 7 3	23,738 7 3	
Regrading and covering the old drain from Foras Road to Falkland Road and constructing a storm-water drain 2' x 2' in Annesley Road ...	14,528 13 4	15,787 14 4	30,316 11 8	
Providing a 4' circular storm-water drain in Parel Road from Chinchpokli Road to Connaught Road ...	46,312 8 11	12,574 4 1	58,886 8 0	
Providing a storm-water drain in Victoria Road from Mount-Road to the east end of the Sassoon Compound.	17,384 1 8	17,384 1 8	
Constructing a storm-water drain in Kalachowki Road and Parel Road ...	1,579 4 2	371 13 7	1,951 1 9	
Laying a 6" pipe drain in a passage near Saitan Chowky at Khed Tank.	425 5 8	2,595 4 0	3,020 9 8	
Victoria Garden's Drainage Works for stopping the breeding of Mosquitoes	6,548 9 6	12,166 13 10	18,715 7 4	
Constructing storm-water drain 1' x 2' x 6" in Thakurdwar Road between Queen's Road and Girgaum Road ...	17,389 7 3	17,389 7 3	
Providing a covered Storm-water drain in Girgaum Road from New Wadi to Thakurdwar Road ...	159 7 3	21,667 14 4	21,827 5 7	
C—Drainage Works—Carried over Ra. ...	2,27,51,521 2 11	8,08,746 11 4	2,35,60,267 14 3	
Carried over Ra. ...	2,00,55,417 6 11	5,28,215 8 8	2,05,83,632 10 2	2,05,83,632 10 2

Appendix No. 8—continued.

	Capital Expenditure upto 31st March 1919.	Expended during the year.	Total Capital Expenditure upto 31st March 1920.	GRAND TOTAL.
	Rs. a. p.	Rs. a. p.	Rs. a. p.	Rs. a. p.
Brought forward ... Rs.	2,00,56,417 6 11	5,28,215 3 3	205 68,632 10 2	2,06,83,632 10 2
U—Drainage Works—Brought forward Rs.	2,27,51,621 2 11	8,08,746 11 4	2,80,60,267 14 3	
Payment to Mr. G. Midgley Taylor for his advice on the following drainage schemes :—				
(1) New Storm-water Outfall at Worli together with pumping arrangements	8,142 12 1	8,142 12 1	
(2) Additional Pumping Machinery at Love Grove Pumping Station on account of the duplication of the Tansa Main.	1,787 11 2	1,787 11 2	
(3) Initial advice on the question of a Storm-water Outfall at Worli	8,929 13 2	8,929 13 2	
Constructing a 2' x 2' storm-water covered masonry drain in Gowalia Tank Road	16,431 10 6	16,431 10 6	
Constructing a storm-water covered masonry drain in a portion of Gibb's Road, Peddar Road, Hughes Road and Babulnath Road	11,380 0 3	11,380 0 3	
Constructing a 1'-6" x 1'-6" storm-water covered masonry drain in Dammar Lane and 2' x 2' drains in French Road	13,929 9 8	13,929 9 8	
Providing a 6" pipe drain in the common house gully between Nizampura Street and Masjid Street	5,746 4 2	5,746 4 2	
Providing 2' x 2' storm-water drain with half sized water entrances and water tables at Gamdevi Road	20,152 3 11	20,152 3 11	
Providing storm-water drain 2' x 2' and 2' 6" x 2' 6" in Worli Road from its junction with Cleveland Road to a distance of 2,550 feet southwards	32,317 4 4	32,317 4 4	
Providing 2' x 2' storm-water drain with half-sized water gullies and water tables in Chhapati Road	18,146 5 6	18,146 5 6	
Providing a storm-water drain in Victoria Road from Mount Road to Re y Road	24,671 12 1	24,671 12 1	
Construction of storm-water drain in Mount Road and Love Lane to Victoria Road	23,376 5 10	23,376 5 10	
Providing a 3' circular storm-water drain in Ferguson Road between the culvert on the Love Level Channel and its junction with Haines Road	62,307 14 5	62,307 14 5	
Providing a covered masonry storm-water drain from Culvert No. 9 (north of the Mahaluxmi Railway Station) to—				
(a) storm water drain in Haines Road and				
(b) a distance of 2,620 feet northwards in the line of the water course east of the B. B. and C. I. Railway lines	8,747 3 2	8,747 3 2	
Covering the open storm-water drain at Parel Cross Road from Kalachauki Road to Arthur Road	20,773 15 10	20,773 15 10	
Charges incurred for obtaining expert advice in regard to drainage and sewerage for the north of the Island and the relative experimental works.	5,577 7 8	5,577 7 8	
Providing storm-water drains in Girgaum Road, Charni Road and Queen's Road and filling in side drains	21,432 15 6	21,432 15 6	
Providing storm-water drains and gas lamps in Old Hanuman 1st and 2nd Cross Lanes	12,991 12 5	12,991 12 5	
Construction of a large size storm-water drain on the portion of the eastern avenue between Elphinstone and Naigaum Cross Roads near Vincent Road	52,837 0 0	52,837 0 0	
C—Drainage—Total ... Rs.	2,27,60,361 7 4	6,59,566 8 2	2,34,19,947 15 6	2,34,19,947 15 6
Carried over Rs. ...	4,28,15,798 14 8	11,87,781 11 5	4,40,08,580 9 8	4,40,08,580 9 8

Appendix No. 8—continued.

	Capital Expenditure upto 31st March 1919.	Expended during the year.	Total Capital Expenditure upto 31st March 1920.	GRAND TOTAL.
	Rs. a. p.	Rs. a. p.	Rs. a. p.	Rs. a. p.
Brought forward Rs. ...	4,28,15,798 14 8	11,87,781 11 5	4,40,08,580 9 8	4,40,08,580 9 8
D—WATER WORKS—				
Vehar Lake (value of)	45,21,948 7 9	45,21,948 7 9	
Tulsi Water Works	37,61,888 6 0	37,61,888 6 0	
Vehar Outlet Tower	2,38,111 10 0	2,38,111 10 0	
Service Reservoir at Bhandarwada ...	10,16,830 18 8	10,16,830 18 8	
Tulsi gathering ground	94,600 0 0	94,600 0 0	
Malabar Hill Reservoir	4,00,000 0 0	4,00,000 0 0	
New hydrants, including cost of erec- tion	20,876 7 1	20,876 7 1	
Construction of a double-storeyed chawl for the Water Works staff and quar- ters for the Superintendent	29,182 8 8	29,182 8 8	
Survey of new catch-water channels, &c.	7,838 4 1	7,838 4 1	
Construction of filter beds at Vehar ...	1,04,433 15 11	1,04,433 15 11	
Improvement of the water-supply of the outlying districts... ..	6,82,065 0 8	6,82,065 0 8	
Raising the Tulsi dams	1,18,257 9 7	1,18,257 9 7	
Providing additional catch-water chan- nels at Vehar and Tulsi	91,794 0 6	91,794 0 6	
Purchase of check meters for the prevention of waste of water	1,27,132 14 8	1,27,132 14 8	
Enlarging different mains	1,03,130 8 6	1,03,130 8 6	
Cost of new water mains from Nesbit Road to Babula Tank	15,000 0 0	15,000 0 0	
Establishment charges	80,770 0 0	80,770 0 0	
Portion of excess cost of Vehar Outlet Tower	31,675 6 3	31,675 6 3	
Provision of turbine at the Malabar Hill Reservoir	2,282 0 0	2,282 0 0	
Malabar Hill Reservoir (extra cost) ...	1,14,039 2 6	1,14,039 2 6	
Increasing and improving the distribu- tion of the water-supply and pro- viding higher levels, Tulsi District, with filtered water	20,211 8 4	20,211 8 4	
18" main in Frere Road from the Bhandarwada Reservoir to Carnac Road and 12" main from Carnac Road to Mint	80,031 5 0	80,031 5 0	
Concrete trench, waste weir, Vehar Lake	80,608 7 1	80,608 7 1	
Mains in 14 streets west of Frere Road and other mains in various places ...	59,275 1 8	59,275 1 8	
Arthur Road connection works neces- sitated by the laying of the Tansa 27" main	9,542 10 5	9,542 10 5	
Deacon's meters	16,788 0 0	16,788 0 0	
Providing an asphalt surface to the floor of the settling basin of the Malabar Hill Reservoir and other works in connection therewith ...	92,372 9 2	92,372 9 2	
Pawai Water Works	5,88,984 6 9	Cr. 4,348 6 4	5,84,636 0 5	
Additional Water Mains	98,386 0 10	98,386 0 10	
Extension of Tulsi Catch-water Channel	20,836 9 1	20,836 9 1	
Tansa Water Works including cost of survey	1,49,85,508 15 0	* 1,49,85,508 15 0	
Improvements of the outlet towers at Vehar and Tulsi	12,842 13 10	12,842 13 10	
9" main from Ghorupdeo Road to Jackeria Bunder Road and 6" main from thence to Sewri Cemetery Road.	27,892 4 7	27,892 4 7	
New mains in Reay Road, &c. ...	1,042 5 0	1,042 5 0	
Main along Kalachowki Road from Parel Road to Ghorupdeo Road and along Reay Road from Kalachowki Road to Bhandarwada Reservoir ...	1,26,969 12 8	1,26,969 12 8	
9" service main connected at one end with the Bhandarwada Re- servoir and at the other with the Sewri Road 12" main and supple- mented midway by a 9" service main down Connaught Road ...	48,364 0 5	48,364 0 5	
Extension of water mains in various places	28,026 6 5	28,026 6 5	
Further alterations and improvements at the Malabar Hill Reservoir ...	29,971 14 8	29,971 14 8	
Covering storage basin at the Bhandar- wada Reservoir and constructing filters over it	91,052 13 0	91,052 13 0	
D—Water Works—Carried over Rs. ...	2,78,75,954 18 11	Cr. 4,348 6 4	2,78,71,606 7 7	
Carried over Rs. ...	4,28,15,798 14 8	11,87,781 11 5	4,40,08,580 9 8	4,40,08,580 9 8

* Inclusive of Rs. 2,40,000 paid out of the Premium received on the Loan.

Appendix No. 8—continued.

	Capital Expenditure upto 31st March 1919.	Expended during the year.	Total Capital Expenditure upto 31st March 1920.	GRAND TOTAL.
	Rs. a. p.	Rs. a. p.	Rs. a. p.	Rs. a. p.
Brought forward Rs. ...	4,28,15,798 14 8	11,87,781 11 5	4,40,08,580 9 8	4,40,08,580 9 8
D—Water Works, brought forward Rs. ...	2,78,75,954 18 11	Cr. 4,348 6 4	2,78,71,606 7 7	
Road from Vehar to Tulsi with a light tramway to carry pipes ...	471 3 6	471 3 6	
9" and 10" pipes from Grant Road to Kamathipara ...	7,168 8 9	7,168 8 9	
Distribution mains in Tardeo and Gamdevi Roads ...	7,391 5 2	7,391 5 2	
Mains from 48" Tansa main at Chinchpokli to Grant Road and 32" main from Grant Road to Malabar Hill ...	2,10,000 0 0	2,10,000 0 0	
32" outlet mains from Malabar Hill to Chowpati ...	80,000 0 0	80,000 0 0	
Construction of additional filters at the Malabar Hill Reservoir ...	2,45,319 9 2	2,45,319 9 2	
Replacement of the Vehar main for the whole distance between Vehar and Coorla, north of Coorla ...	6,46,945 5 4	6,46,945 5 4	
Removing and relaying the 32" Vehar main, south of Coorla ...	5,17,726 14 7	† 5,17,726 14 7	
9" and 4" mains in the new roads in the Agripada District ...	48,790 0 4	48,790 0 4	
4" main in New Street near Lohar Chawl ...	2,581 10 0	2,581 10 0	
Mains in the 1st Nagpada Scheme ...	6,781 6 1	6,781 6 1	
4" main along Wodehouse Road ...	2,428 2 11	2,428 2 11	
4" main in Sankli Street ...	1,140 11 7	1,140 11 7	
4" main in Connaught Road Estate ...	1,666 9 8	1,666 9 8	
48" Tansa main at Chinchpokli to Grant Road and 32" main from Grant Road to Malabar Hill ...	47,629 7 1	47,629 7 1	
32" outlet mains from Malabar Hill to Chowpati ...	15,922 14 6	15,922 14 6	
Laying new water mains and fixing hydrants in the roads, "City Improvement Scheme No. IV" ...	80,748 12 5	80,748 12 5	
Laying water mains in B Ward ...	1,17,921 12 8	1,17,921 12 8	
Laying water mains on the Colaba Reclamation ...	86,269 2 0	86,269 2 0	
Laying water mains in A Ward ...	1,20,996 18 1	1,20,996 18 1	
Construction of quarters for Water Works Office Staff on the Babula Tank Site ...	1,650 10 8	1,650 10 8	
Laying a 9" main along Mount Road from its junction with Love Lane to the junction at Victoria Road and a 6" main along Ghorupdeo Road to be joined to the 6" main already laid in Albert Road ...	15,972 15 0	15,972 15 0	
Laying an additional 9" main on the 24" main, somewhat north of Government House, Parel, to join the 4" main in Lady Jamsetji Road.	18,094 10 0	18,094 10 0	
Providing quarters and offices for Water Works Inspector in A, B, C, E, F Wards ...	1,081 7 2	1,081 7 2	
<i>Tansa Reduplication and Auxiliary Works—</i>				
Duplicating Syphons Nos. 1 to 7 ...	88,78,402 11 10	88,78,402 11 10	
Do. Syphon No. 8 ...	29,60,508 11 7	29,60,508 11 7	
Raising Tansa Dam ...	4,40,278 10 9	4,40,278 10 9	
Distributing mains in the City ...	4,78,707 11 2	485 11 5	4,79,148 6 7	
General expenses ...	61,722 7 8	61,722 7 8	
Laying a 5" service main in Sandhurst Road ...	87,356 7 5	87,356 7 5	
Laying a 14" main in Parel Road north of Grant Road ...	19,010 8 8	19,010 8 8	
Substitution of an electrically driven Turbine pump for plunger pumps and construction of a water tower on the Malabar Hill Reservoir ...	41,047 8 10	41,047 8 10	
Renewal of water mains in the Girgaum District for improvement of the water supply ...	48,890 2 11	48,890 2 11	
D—Water Works—Carried over Rs. ...	3,74,55,806 8 7	Cr. 8,912 10 11	3,74,51,898 8 8	
Carried over Rs. ...	4,28,15,798 14 8	11,87,781 11 5	4,40,08,580 9 8	4,40,08,580 9 8

† Inclusive of Rs. 9,74,000 paid for the contribution received from the G. I. P. Railway Co.

Appendix No. 8—continued.

	Capital Expenditure upto 31st March 1919.	Expended during the year.	Total Capital Expenditure upto 31st March 1920.	GRAND TOTAL.
	Rs. a p.	Rs. a p.	Rs. a p.	Rs. a p.
Brought forward Rs. ...	4,28,15,798 14 8	11,87,781 11 5	4,40,03,580 9 8	4,40,03,580 9 8
D—Water Works, brought forward Rs. ...	3,74,55,806 8 7	Cr. 8,912 10 11	3,74,51,893 8 8	
15" water main from 24" main in Bhoiwada to Elphinstone Road as far as new Parbhadevi Road and thence a 9" main to the Century Mill	49,452 0 2	49,452 0 2	
New mains in various places	28,808 1 1	28,808 1 1	
Covering storage basin at the Bhandarwada Reservoir and constructing filters over it	44,597 14 4	44,597 14 4	
Excess cost of Worli Road main	21,696 4 1	21,696 4 1	
Residence of the Chief Inspector, Water Works, at Babula Tank Road, and rooms for 6 sluicemen	32,028 1 3	32,028 1 3	
24" and 27" mains from Malabar Hill Reservoir to Frere Fountain, Fort	50,093 1 2	50,093 1 2	
Connections at Chinchpokli between Tansa and Vehar mains	7,402 1 4	7,402 1 4	
Laying water mains in Wellington Lines	4,897 9 5	4,897 9 5	
Renewing 3" main in B Ward with 4" pipes—extra cost chargeable to Capital	4,533 3 4	4,533 3 4	
Replacing 32" Vehar pipes for 1½ miles by 48" C. I. pipes (north of Coorla). 9" main in DeLisle Road	2,82,483 15 0	2,82,483 15 0	
4" main in Khara Talao Road	9,849 6 1	9,849 6 1	
Providing the trunk water mains with Venturi water meters	2,774 11 7	2,774 11 7	
Fixing Deacon's meters on the distributing mains... ..	28,000 0 0	28,000 0 0	
Extending the existing 9" main in the Agripada District along Gilder Street to join the existing 32" main in Grant Road	20,445 4 8	20,445 4 8	
Extending the existing 9" main in DeLisle Road to join with 15" main in Elphinstone Road... ..	11,904 13 6	11,904 13 6	
Travelling expenses to an Inspector and a lascar for taking survey, &c., in connection with the storage reservoir and filter beds at Ghatkoper	8,988 12 0	8,988 12 0	
Constructing office, quarters and store-rooms for W. W., G Ward, at DeLisle Road on the site of Foras Tank	35 0 6	35 0 6	
Extending the 9" main laid along the bank of the drainage channel across the proposed Foras Road from the Century Mill to join the existing 9" main at Worli... ..	19,415 3 11	19,415 3 11	
Constructing a Screening Tower at Vehar Lake	4,092 4 11	4,092 4 11	
Construction of a terminal Service Reservoir at Kiroi near Ghatkoper. Reservoir at Golanji Hill	25,027 5 5	25,027 5 5	
Miscellaneous expenses in connection with the removal of the villages in the Tansa Catchment area.	1,05,193 2 9	99,302 15 1	2,04,496 1 10	
Amount payable to the G. I. P. Railway as Municipal contribution towards the cost of extending the Tansa Main overbridge at Ghatkoper on account of the quadrupling of the Railway lines	8,733 6 6	8,733 6 6	
Laying 9" x 5" mains on the estate of the City Improvement Trust between King's Way and the G. I. P. Railway Dadar Station	36 9 0	36 9 0	
Laying water mains in the new roads constructed by the City Improvement Trust in their Agripada Estates	22,768 0 0	22,768 0 0	
Laying a 6" water main and provision of fire hydrants in Lady Hardinge Road	18,308 4 11	29,011 9 5	42,319 14 4	
	3,250 7 5	118 13 1	3,368 4 6	
	2,394 14 0	1,786 0 2	4,182 14 2	
D—Water Works—Carried over Rs. ...	3,82,58,565 1 11	1,26,808 10 10	3,83,84,873 12 9	
Carried over Rs.	4,28,15,798 14 8	11,87,781 11 5	4,40,03,580 9 8	4,40,03,580 9 8

Appendix No. 8—continued.

	Capital Expenditure upto 31st March 1919.	Expended during the year.	Total Capital Expenditure upto 31st March 1920.	GRAND TOTAL.
	Rs. a. p.	Rs. a. p.	Rs. a. p.	Rs. a. p.
Brought forward Rs. ...	4,28,16,798 14 8	11,87,781 11 5	4,40,08,580 9 8	4,40,08,580 9 8
D—Water Works, brought forward Rs. ...	3,82,58,565 1 11	1,26,308 10 10	3,83,84,873 12 9	
Laying 5" water mains in a portion of the O. I. Trust Scheme No XXXI between Jijibhai Lane and Lal Baug	1,466 4 9	1,466 4 9	
Constructing a mechanical filtration plant at Tulsi Lake for purifying Tulsi water and the work of conversion of obsolete filters at Malabar Hill into Reservoir Storage...	56,778 14 2	56,778 14 2	
Installation of filters at Pawai for purifying water	19,088 12 8	19,088 12 8	
Tansa water works. Cost of making a survey of the country through which a new aqueduct could be constructed	11,540 18 6	11,540 18 6	
	3,82,58,565 1 11	2,15,198 7 6	3,84,73,763 9 5	
Paid out of the Worn-out Water Mains Renewal Fund—				
Replacing 8" main in Arthur Road by a 6" main and to extend it so as to join the 6" main in Kalachowki Road ...	431 2 4	431 2 4	
Laying a 9" main along Mount Road from its junction with Love Lane to the junction at Victoria Road and a 6" main along Ghornpdeo Road to be joined to the 6" main already laid in Albert Road ...	6,446 14 1	6,446 14 1	
Laying a 6" main in Matarpakhadi and a 12" main along Masagon Road from Nesbit Lane to Mount Road ...	5,696 15 4	5,696 15 4	
Cost of renewing 8" main in Worli Road with 9" pipes (chargeable to revenue) ...	26,517 8 9	26,517 8 9	
Replacing 3" main in Zaoba's Courts by a 4" one ...	672 7 6	672 7 6	
Mains in the 1st Nagpada Scheme ...	1,645 6 0	1,645 6 0	
Replacing the 5" main in Janjekar Street and 8" and 4" main in Old Hanuman Lane by a 6" main ...	4,359 1 2	4,359 1 2	
4" main in New Street near Lohar Chawl ...	2,168 15 11	2,168 15 11	
Replacing 8" main in Foras Road by a 6" main ...	3,427 0 0	3,427 0 0	
Replacing the 3" main in Chunam Kiln Road by a 5" main ...	998 14 10	998 14 10	
Replacing a 3" water main in Masagon Road by 5" main, &c. ...	2,138 4 1	2,138 4 1	
Laying water mains in A Ward ...	58,230 8 10	58,230 8 10	
Laying water mains in B Ward ...	57,241 10 2	57,241 10 2	
Replacing a 3" water main in Mughbat Cross Lane by a 5" main ...	924 5 9	924 5 9	
Laying 8" main in Gunpowder Road to be replaced by a 5" main, &c., &c. 6" Water main in Soperibag Road from the Junction of Parel Govt. Gate Road with Elphinstone Road ...	8,838 15 8	8,838 15 8	
Laying a 9" main in Cawasji Patel Street ...	2,817 1 10	2,817 1 10	
Replacing 3" main in Hurria Street by a 5" main ...	1,141 9 8	1,141 9 8	
Laying 3" and 4" mains in Kamatipura Bazar Road by a 6" main ...	2,447 1 6	2,447 1 6	
Replacing 3" water main in the Mahomedan Street at Ripon Road by a 5" main ...	1,266 1 4	1,266 1 4	
Replacing 8" main in Bapu Khote Street by a 5" main ...	1,186 8 0	1,186 8 0	
Replacing the 3" pipe in Arthur Road by a 6" one and extending it so as to join the 6" main in Kalachowki Road ...	551 2 8	551 2 8	
Worn-out Water Mains Renewal Fund—				
Carried over Rs. ...	1,86,822 11 8	1,86,822 11 8	
D—Water Works—Carried over Rs. ...	3,82,58,565 1 11	2,15,198 7 6	3,84,73,763 9 5	
Carried over Rs. ...	4,28,16,798 14 8	11,87,781 11 5	4,40,08,580 9 8	4,40,08,580 9 8

Appendix No. 8—continued.

	Capital Expenditure upto 31st March 1919.	Expended during the year.	Total Capital Expenditure upto 31st March 1920.	GRAND TOTAL.
	Rs. a. p.	Rs. a. p.	Rs. a. p.	Rs. a. p.
Brought forward Rs. ...	4,28,15,798 14 8	11,87,781 11 5	4,40,08,580 9 8	4,40,08,580 9 8
D—Water Works—Brought forward Rs. ...	9,82,58,565 1 11	2,15,198 7 6	8,84,78,768 9 5	
Worn-out Water Mains Renewal Fund—Brought forward Rs. ...	1,85,822 11 8	1,85,822 11 8	
Laying a 12" main from the Tulsi Pipe line to Worli Road in place of the 6" main in Fergusson Road ...	4,146 5 6	4,146 5 6	
Laying a 5" water main in place of the existing 3" main in Fanaswadi ...	1,352 1 0	1,352 1 0	
Laying a 5" main in Tank Street ...	1,579 0 7	1,579 0 7	
Laying a 4" main in Sheik Purhan Street ...	329 1 11	329 1 11	
Replacing 4" main by a 6" main in Love Lane ...	2,318 9 8	2,318 9 8	
Replacing small service mains in various parts of the City ...	8,715 9 3	8,715 9 3	
Laying 5" main in Vithoba Lane ...	365 0 1	365 0 1	
Laying 5" main in Temker Street ...	1,880 10 11	1,880 10 11	
Replacing 3" main in Kika Street by a 5" one ...	2,402 6 0	2,402 6 0	
Replacing 3" main by a 5" main in Guzar Street ...	966 15 5	966 15 5	
Laying 5" main in Undria Street ...	1,751 1 9	1,751 1 9	
	2,11,579 9 9	2,11,579 9 9	
D—Water Works—Total Rs. ...	8,84,70,144 11 8	2,15,198 7 6	8,86,85,348 8 2	8,86,85,348 8 2
E—CEMETERIES (Burning and Burial Grounds)—				
Burial ground for Mahomedans and Beni-Israels ...	2,11,652 4 5	2,11,652 4 5	
Purchase of two sites of land for burning and burial grounds at Mahim and Worli, including cost of enclosure walls, &c. ...	47,680 4 4	47,680 4 4	
Purchase of land from Mr. Ashburner for extension of burial ground for Mahomedans ...	1,17,046 0 6	1,17,046 0 6	
Purchase of land in Narielwadi for future extension of burial ground for Mahomedans ...	1,60,577 5 10	1,60,577 5 10	
Extension of burial ground at the Sewri Cemetery ...	71,640 9 8	71,640 9 8	
Providing a burial ground at Haines Road for the Portuguese Com- munity ...	26,949 12 7	26,949 12 7	
Providing a burial ground for Maho- medans in F and G Wards at Autop Hill, Matunga ...	25,981 11 5	25,981 11 5	
Extension of the Sewri Cemetery ...	41,377 14 9	41,377 14 9	
Filling in the portion of the Haines Road Cemetery ...	10,000 0 0	10,000 0 0	
Providing a boundary wall at the Haines Road Cemetery ...	13,278 9 6	13,278 9 6	
Acquisition of land required for the extension of the Hindu Burial Ground at Mahim ...	20,094 14 9	20,094 14 9	
Filling in the Roman Catholic Ce- metery at Haines Road and acqui- sition of land therefor including compound wall, drainage arrange- ments, &c. ...	62,328 0 2	6,091 0 10	68,419 1 0	
E—Cemeteries—Total Rs. ...	8,08,607 7 11	6,091 0 10	8,14,698 8 9	8,14,698 8 9
Carried over Rs. ...	8,26,94,551 1 10	14,09,071 8 0	8,35,08,622 5 7	8,35,08,622 5 7

Appendix No. 8—concluded.

	Capital Expenditure upto 31st March 1919.	Expended during the year.	Total Capital Expenditure upto 31st March 1920.	GRAND TOTAL.
	Rs. a. p.	Rs. a. p.	Rs. a. p.	Rs. a. p.
Brought forward Rs. ...	8,20,94,551 1 10	14,09,071 8 9	8,35,03,622 5 7	8,85,03,622 5 7
F—DISPOSAL OF TOWN SWEEPINGS—				
Purchase of land on the Flats required for the disposal of Town sweepings.	1,98,918 8 8	1,98,918 8 8	
Purchase of land on the Flats for the deposit of kutchra	5,890 14 1	5,890 14 1	
Disposal of Town sweepings at Deonar, Extra cost of the scheme for the disposal of Town sweepings at Deonar	7,84,000 0 0	7,84,000 0 0	
20 additional wagons for the disposal of Town sweepings	58,619 13 4	58,619 13 4	
Construction of 10 new kutchra wagons required for the Health De- partment	88,684 2 0	88,684 2 0	
	85,985 2 0	85,985 2 0	
F—Disposal of Town Sweepings—Total Rs.	11,17,098 8 1	11,17,098 8 1	11,17,098 8 1
G—MISCELLANEOUS—				
Purchase of land for the site of the Petit Hall and other charges in connection therewith... ..	4,946 8 6	4,946 8 6	
Filling in the Babula Tank with debris.	58,857 15 9	58,857 15 9	
Filling in Gowalia Tank and making Roads, &c., thereon	1,52,949 11 1	1,52,949 11 1	
Filling in Matarpakhadi Tank at Mount Road	2,607 5 8	2,607 5 8	
Filling in Gilder Tank	15,488 9 4	15,488 9 4	
Filling in the portion of the old water- course situated at the north corner of the Fores Tank and west of Par- bhadevi Night-soil Depdt in DeLisle Road	3,506 5 7	3,506 5 7	
Laying out a new park at the site of the old Bhatia Baug	21,511 8 7	21,511 8 7	
Filling in part of storm water Reser- voir	52,381 1 3	52,381 1 3	
G—Miscellaneous—Total Rs. ...	2,59,867 11 6	52,381 1 3	3,12,248 12 9	3,12,248 12 9
Grand Total Rs. ...	8,34,71,512 5 5	*14,61,452 5 0	8,49,32,964 10 5	8,49,32,964 10 5

* Financed as follows:—

From Loan Capital	Rs. a. p.
„ Contribution for Primary Schools from Government	14,60,694 11 6
	757 9 6
Total Rs.	14,61,452 5 0

	Rs. a. p.	Rs. a. p.	Rs. a. p.	Rs. a. p.
Lands purchased and buildings erected out of the Municipal Land and Building Fund—				
Acquisition of land in connection with the extension of the burial ground for Agris and Kolis of the Sewree Section since utilized as a Road De- partment Depot	10,680 14 5	10,680 14 5	
Acquisition of land at Masjid Bunder Road and Narayan Dhuru Street ...	1,348 0 0	1,348 0 0	
Acquisition of land at Naigaum Tank.	11,115 0 0	11,115 0 0	
Acquisition of plots of land for the Health Department for the purpose of No. X. District Registration Office and a Maternity Home	33,690 0 0	33,690 0 0	
Total Rs. ...	23,138 14 5	33,690 0 0	56,828 14 5	56,828 14 5

D. ROBERTSON,
Special Chief Accountant.

H. B. CLAYTON,
Municipal Commissioner.

STATEMENT of Outstanding Loans due by the Municipality and

No.	Particulars of Loans.	Rate of Interest.	Balance due on 1st April 1919.		Amount raised in 1919-20.		Total.		Amount re-paid in 1919-20.		Balance due on 31st March 1920.		
			Rs.	a. p.	Rs.	a. p.	Rs.	a. p.	Rs.	a. p.	Rs.	a. p.	
Loan raised from Government.													
1	Vehar Water Works Debt ...	4 per cent.	21,08,638	11 9	21,08,638	11 9	30,161	9 0	30,78,477	2 9		
Loans raised from the Public.													
1	Drainage Loan of 1878 (Rs. 26,94,000)	5 per cent.	52,500	0 0	52,500	0 0	(a) 25,000	0 0	27,500	0 0		
2	The Sanitary Works Loan of 1885-86 (Rs. 44 Lakhs)	5 per cent.	87,39,000	0 0	87,39,000	0 0	(b)	87,39,000	0 0		
3	The Sanitary Works Loan of 1888 (Rs. 7 Lakhs)	5 per cent.	7,00,000	0 0	7,00,000	0 0	(b)	7,00,000	0 0		
4	The Tansa Water Works Loan (Rs. 147 Lakhs)	5 per cent.	1,47,00,000	0 0	1,47,00,000	0 0	(b)	1,47,00,000	0 0		
5	The Drainage and Water Works Loan of 1888 (Rs. 12 Lakhs)	5 per cent.	12,00,000	0 0	12,00,000	0 0	(b)	12,00,000	0 0		
6	The Miscellaneous Works Loan of 1888-89 for Drainage and Water Works, Markets and Bonda (Rs. 10,08,500)	5 per cent.	10,08,500	0 0	10,08,500	0 0	(b)	10,08,500	0 0		
7	The Aripada House Sullage Water Connections Loan of 1889-90 of Rs. 2,48,000	5 per cent.	2,48,000	0 0	2,48,000	0 0	(b)	2,48,000	0 0		
8	The 35 Lakhs various Sanitary Works Loan of 1890-91	5 per cent.	35,00,000	0 0	35,00,000	0 0	(b)	35,00,000	0 0		
9	The Municipal Office Building Loan of 1891 (Rs. 8 Lakhs)	5 per cent.	8,00,000	0 0	8,00,000	0 0	(b)	8,00,000	0 0		
10	The Loan of 4½ Lakhs for Fire Brigade Quarters and Stations	4 per cent.	4,50,000	0 0	4,50,000	0 0	(b)	4,50,000	0 0		
11	The Loan of 42 Lakhs for repayment of the Balance of the 4½ per cent. Government Consolidated Loan	4 per cent.	42,00,000	0 0	42,00,000	0 0	(b)	42,00,000	0 0		
12	The Loan of 29½ Lakhs for Drainage and other Works	4 per cent.	29,25,000	0 0	29,25,000	0 0	(b)	29,25,000	0 0		
13	The Loan of 15½ Lakhs for Sewerage, Wari Bunder, &c., Roads, Burial Ground and certain Water Works (1st instalment of Rs. 10 Lakhs)	3½ per cent.	15,75,000	0 0	15,75,000	0 0	(b)	15,75,000	0 0		
14	Do. do. (2nd instalment of Rs. 5½ Lakhs)	4 per cent.											
15	25 Lakhs Loan for Sewerage, Water and other Sanitary Works	4 per cent.	25,00,000	0 0	25,00,000	0 0	(b)	25,00,000	0 0		
16	20 Lakhs Loan for Plague purposes.	4 per cent.	20,00,000	0 0	20,00,000	0 0	(b)	20,00,000	0 0		
17	19½ Lakhs Loan for Sewerage, Roads and other Sanitary Works.	4 per cent.	19,25,000	0 0	19,25,000	0 0	(b)	19,25,000	0 0		
18	24½ Lakhs Loan for certain Sewerage and Water Works	4 per cent.	24,75,000	0 0	24,75,000	0 0	(b)	24,75,000	0 0		
19	12½ Lakhs Loan for certain Water Works	4 per cent.	12,75,000	0 0	12,75,000	0 0	(b)	12,75,000	0 0		
20	The 2nd 24½ Lakhs Loan for certain Sewerage Works	4 per cent.	24,75,000	0 0	24,75,000	0 0	(b)	24,75,000	0 0		
21	18½ Lakhs Loan for the construction of quarters for Halalkhore and Biggaris	4 per cent.	18,50,000	0 0	18,50,000	0 0	(b)	18,50,000	0 0		
22	The 16 Lakhs Loan for Street Improvements	4 per cent.	15,00,000	0 0	15,00,000	0 0	(b)	15,00,000	0 0		
23	The 80 Lakhs Loan for the acquisition of sites for the construction of different Overbridges in the City	4 per cent.	80,00,000	0 0	80,00,000	0 0	(b)	80,00,000	0 0		
24	The 55 Lakhs Loan for Drainage, Sanitary, Water and other Miscellaneous Works	4 per cent.	55,00,000	0 0	55,00,000	0 0	(b)	55,00,000	0 0		
25	The 70 Lakhs Loan for re-duplication of Tansa Main and other Auxiliary Works	4 per cent.	70,00,000	0 0	70,00,000	0 0	(b)	70,00,000	0 0		
26	The 20 Lakhs Loan for Street Improvements	4 per cent.	20,00,000	0 0	20,00,000	0 0	20,00,000	0 0		
27	The 48 Lakhs Loan for Drainage, Water, Roads and Miscellaneous Works	4 per cent.	43,00,000	0 0	43,00,000	0 0	43,00,000	0 0		
28	12 months' Bill Loan of 80 Lakhs borrowed from the Bank of Bombay.	6 per cent.	30,00,000	0 0	30,00,000	0 0	30,00,000	0 0		
29	The 40 Lakhs Loan for the Construction of Sanitary Buildings acquisition of lands for Street Improvements and for executing drainage and water works	6 per cent.	40,00,000	0 0	40,00,000	0 0	40,00,000	0 0		
Total of Loans raised from the Public			Rs.	7,47,98,000	0 0	40,00,000	0 0	7,87,98,000	0 0	25,000	0 0	7,87,73,000	0 0
GRAND TOTAL			Rs.	7,69,06,638	11 9	8,09,06,638	11 9	55,161	9 0	8,08,51,477	2 9

D. ROBERTSON,

Special Chief Accountant.

the sums set aside as Sinking Fund at 31st March 1920.

Interest paid in 1919-20.		Total of columns Nos. 6 and 8.		REMARKS.																																																																																																																																																																																																																																																																																																																																																																																																															
Rs.	a. p.	Rs.	a. p.																																																																																																																																																																																																																																																																																																																																																																																																																
83,814	7 0	1,18,976	0 0	(a) The amount of unpaid debentures for the preceding years, aggregated Rs. 82,500 against which the debenture actually surrendered for payment up to 31st March 1920 amounted to Rs. 26,000. The unpaid balance thus amounts to Rs. 27,500 which is represented by the following debentures:— No. 2368 for Rs. 500 repayable on 1st January 1906, Nos. 2780 to 2785, 2304 to 2315 for Rs. 500 each, repayable on 1st January 1909, No. 2084 repayable on 1st January 1910, No. 8386 repayable on 1st January 1912, Nos. 4083 to 4086 and 4246 to 4249 for Rs. 500 each, repayable on 1st January 1915, Nos. 4199 to 4508 for Rs. 500 each repayable on 1st January 1916, Nos. 4553 to 4556 and 4592, for Rs. 500 each repayable on 1st January 1917. No. 4891 for Rs. 500 repayable on 1st January 1918, Nos. 5322 to 5327 and 5329 for Rs. 500 each, repayable on 1st January 1919. The unpaid debentures do not carry interest beyond the due date and will be repaid from the renewed grant when the holders apply for payment. (b) As under the terms of these Loans the bonds cannot be repaid to the holders before the dates stipulated in the debentures, the Sinking Fund has been invested as under:—																																																																																																																																																																																																																																																																																																																																																																																																															
				<table border="1"> <thead> <tr> <th colspan="2"></th> <th>Amount of Sinking Fund invested upto 31st March 1919.</th> <th>Sinking Fund instalments paid in 1919-20.</th> <th>Interest accumulations invested in 1919-20.</th> <th>Total.</th> </tr> <tr> <th>Rs.</th> <th>a. p.</th> <th>Rs.</th> <th>a. p.</th> <th>Rs.</th> <th>a. p.</th> </tr> </thead> <tbody> <tr> <td colspan="6" style="text-align:center"><i>I.—5 per cent. Loans.</i></td> </tr> <tr> <td>225</td> <td>0 0</td> <td>25,225</td> <td>0 0</td> <td>44 Lakhs Sanitary Works Loan</td> <td>26,51,508 13 1</td> <td>45,718 15 2</td> <td>1,11,317 0 8</td> <td>28,08,544 12 11</td> </tr> <tr> <td>1,82,350</td> <td>0 0</td> <td>1,82,350</td> <td>0 0</td> <td>7 Do. do. do. do.</td> <td>4,37,056 2 4</td> <td>6,801 4 1</td> <td>18,010 14 1</td> <td>4,61,398 4 6</td> </tr> <tr> <td>35,512</td> <td>8 0</td> <td>35,512</td> <td>8 0</td> <td>147 Do. Tansa Water Works Loan</td> <td>25,23,721 5 0</td> <td>71,507 6 3</td> <td>1,02,226 12 8</td> <td>26,97,455 10 11</td> </tr> <tr> <td>7,32,862</td> <td>8 0</td> <td>7,32,862</td> <td>8 0</td> <td>13 Do. Drainage and Water Works Loan</td> <td>7,62,390 1 6</td> <td>8,869 16 1</td> <td>31,669 7 7</td> <td>8,02,929 8 2</td> </tr> <tr> <td>55,262</td> <td>8 0</td> <td>55,262</td> <td>8 0</td> <td>Rs. 10,08,500 Miscellaneous Works Loan</td> <td>6,00,451 8 2</td> <td>10,384 10 8</td> <td>24,236 8 2</td> <td>6,85,672 11 0</td> </tr> <tr> <td></td> <td></td> <td></td> <td></td> <td>Rs. 2,48,000 Agridada House Sullage Water Connections Loan</td> <td>1,46,205 3 7</td> <td>1,943 11 1</td> <td>6,037 9 9</td> <td>1,54,186 8 5</td> </tr> <tr> <td></td> <td></td> <td></td> <td></td> <td>35 Lakhs Various Sanitary Works Loan</td> <td>18,65,787 18 0</td> <td>87,438 10 3</td> <td>76,761 2 0</td> <td>19,79,987 9 3</td> </tr> <tr> <td></td> <td></td> <td></td> <td></td> <td>8 Do. Municipal Office Building Loan</td> <td>4,08,332 0 4</td> <td>7,359 15 7</td> <td>16,774 3 5</td> <td>4,32,516 3 4</td> </tr> <tr> <td></td> <td></td> <td></td> <td></td> <td style="text-align:right">Total I ...</td> <td>98,95,563 2 0</td> <td>1,89,524 8 2</td> <td>3,87,668 10 4</td> <td>99,72,891 4 6</td> </tr> <tr> <td>49,412</td> <td>8 0</td> <td>49,412</td> <td>8 0</td> <td>In 5 and 4 per cent. Municipal and 4 per cent. Improvement Trust Debentures and in 4 per cent. Govt. Paper at par lodged with the Bank of Bombay</td> <td>98,95,500 0 0</td> <td>5,77,188 2 6</td> <td></td> <td>99,72,600 0 0</td> </tr> <tr> <td>1,72,437</td> <td>8 0</td> <td>1,72,437</td> <td>8 0</td> <td>Cash deposited with the Bank of Bombay ..</td> <td>8 2 0</td> <td>+ 88 2 6</td> <td></td> <td>91 4 6</td> </tr> <tr> <td>40,000</td> <td>0 0</td> <td>40,000</td> <td>0 0</td> <td colspan="6" style="text-align:center"><i>II.—4 per cent. Loans. (3½ per cent. basis).</i></td> </tr> <tr> <td>17,050</td> <td>0 0</td> <td>17,050</td> <td>0 0</td> <td>44 Lakhs Fire Brigade Quarters and Stations Loan...</td> <td>3,58,894 7 8</td> <td>7,665 15 9</td> <td>13,378 4 0</td> <td>5,79,938 11 5</td> </tr> <tr> <td>1,64,530</td> <td>0 0</td> <td>1,64,530</td> <td>0 0</td> <td>42 Lakhs Loan for repayment of Balance of Government Consolidated Loan</td> <td>82,17,097 2 9</td> <td>76,423 15 5</td> <td>1,20,788 10 3</td> <td>84,14,309 13 5</td> </tr> <tr> <td>89,960</td> <td>0 0</td> <td>89,960</td> <td>0 0</td> <td>23½ Lakhs Loan for Drainage and other Works</td> <td>9,45,293 6 7</td> <td>26,960 0 4</td> <td>35,080 5 11</td> <td>10,16,833 12 10</td> </tr> <tr> <td></td> <td></td> <td></td> <td></td> <td>15½ Lakhs Loan for Sewerage, Wari Bunder, &c., Roads, Burial Ground and Certain Water Works (2nd instalment)</td> <td>2,27,771 4 0</td> <td>7,263 13 3</td> <td>8,895 6 1</td> <td>2,43,930 7 4</td> </tr> <tr> <td></td> <td></td> <td></td> <td></td> <td>25 Lakhs Loan for Sewerage, Water, &c., Works</td> <td>7,72,958 10 10</td> <td>28,876 4 6</td> <td>28,417 2 5</td> <td>8,30,247 1 9</td> </tr> <tr> <td></td> <td></td> <td></td> <td></td> <td>20 Lakhs Loan for Plague purposes</td> <td>17,82,568 9 1</td> <td>69,640 11 2</td> <td>68,140 8 7</td> <td>19,20,849 12 10</td> </tr> <tr> <td></td> <td></td> <td></td> <td></td> <td>19½ Lakhs Loan for Sewerage, Roads and other Sanitary Works... ..</td> <td>5,62,511 5 5</td> <td>22,539 5 5</td> <td>20,790 9 4</td> <td>6,05,941 4 2</td> </tr> <tr> <td>58,292</td> <td>8 0</td> <td>58,292</td> <td>8 0</td> <td>24½ Lakhs Loan for Sewerage and Water Works</td> <td>6,89,907 0 10</td> <td>29,326 15 8</td> <td>20,840 15 2</td> <td>6,20,654 15 8</td> </tr> <tr> <td></td> <td></td> <td></td> <td></td> <td>12½ Lakhs Loan for certain Water Works</td> <td>4,42,178 7 10</td> <td>25,636 9 10</td> <td>16,285 9 6</td> <td>4,84,143 11</td> </tr> <tr> <td></td> <td></td> <td></td> <td></td> <td>2nd 24½ Lakhs Loan for Sewerage Works</td> <td></td> <td></td> <td></td> <td></td> </tr> <tr> <td></td> <td></td> <td></td> <td></td> <td style="text-align:right">Total II ...</td> <td>88,82,170 7 0</td> <td>2,95,043 11 4</td> <td>3,82,617 7 2</td> <td>95,09,831 0 6</td> </tr> <tr> <td>99,260</td> <td>0 0</td> <td>99,260</td> <td>0 0</td> <td>In 4 per cent. Municipal and Improvement Trust Debentures and Bombay Port Trust and in 5½ per cent. Indian War Bonds lodged with the Bank of Bombay</td> <td>88,81,868 2 0</td> <td>6,27,661 2 6</td> <td></td> <td>95,09,768 2 0</td> </tr> <tr> <td>78,530</td> <td>0 0</td> <td>78,530</td> <td>0 0</td> <td>Cash deposited with the Bank of Bombay</td> <td>302 5 0</td> <td>— 238 13 6</td> <td></td> <td>68 7 6</td> </tr> <tr> <td>72,220</td> <td>0 0</td> <td>72,220</td> <td>0 0</td> <td colspan="6" style="text-align:center"><i>III.—4 per cent. Loans (3 per cent. basis).</i></td> </tr> <tr> <td>61,540</td> <td>0 0</td> <td>61,540</td> <td>0 0</td> <td>2nd 24½ Lakhs Loan for Sewerage Works</td> <td>4,78,953 5 10</td> <td>81,085 2 2</td> <td>14,381 6 0</td> <td>5,19,419 14 0</td> </tr> <tr> <td></td> <td></td> <td></td> <td></td> <td>18½ Lakhs Loan for the construction of quarters for Halalkhores and Biggaries</td> <td>3,29,739 1 4</td> <td>28,855 7 1</td> <td>10,460 10 2</td> <td>3,69,056 2 7</td> </tr> <tr> <td></td> <td></td> <td></td> <td></td> <td>15 Lakhs Loan for Street Improvements</td> <td>2,04,385 9 8</td> <td>20,158 9 1</td> <td>6,533 9 5</td> <td>2,31,577 12 2</td> </tr> <tr> <td></td> <td></td> <td></td> <td></td> <td>80 Lakhs Loan for acquisition of sites for Overbridges</td> <td>4,05,011 14 11</td> <td>89,700 7 7</td> <td>12,913 8 0</td> <td>4,57,625 9 6</td> </tr> <tr> <td>1,14,530</td> <td>0 0</td> <td>1,14,530</td> <td>0 0</td> <td>55 Lakhs Loan for Drainage, Sanitary, Water and other Miscellaneous Works</td> <td>6,50,502 7 11</td> <td>1,24,388 11 11</td> <td>22,229 4 4</td> <td>7,97,565 7 4</td> </tr> <tr> <td></td> <td></td> <td></td> <td></td> <td>70 Lakhs Loan for re-duplication of Tansa Main and other auxiliary works</td> <td>8,80,140 14 8</td> <td>78,923 14 8</td> <td>11,587 7 4</td> <td>4,20,652 4 3</td> </tr> <tr> <td>2,19,980</td> <td>0 0</td> <td>2,19,980</td> <td>0 0</td> <td>20 Lakhs Loan for Street Improvements</td> <td>83,244 4 5</td> <td>26,508 5 4</td> <td>2,932 3 0</td> <td>1,12,679 12 9</td> </tr> <tr> <td>2,76,010</td> <td>0 0</td> <td>2,76,010</td> <td>0 0</td> <td>49 Lakhs Loan for Drainage, Water, Roads and Miscellaneous Work</td> <td>2,88,657 12 7</td> <td>90,317 11 0</td> <td>9,991 11 5</td> <td>3,88,967 3 0</td> </tr> <tr> <td>80,260</td> <td>0 0</td> <td>80,260</td> <td>0 0</td> <td style="text-align:right">Total III ...</td> <td>27,61,135 7 4</td> <td>4,40,378 3 7</td> <td>91,029 6 8</td> <td>32,92,543 1 7</td> </tr> <tr> <td>1,78,722</td> <td>15 0</td> <td>1,78,722</td> <td>15 0</td> <td>In 4 per cent. Municipal Debentures lodged with the Bank of Bombay</td> <td>27,61,000 0 0</td> <td>5,31,407 10 8</td> <td>5,31,500 0 0</td> <td>82,92,500 0 0</td> </tr> <tr> <td>1,67,848</td> <td>12 0</td> <td>1,67,848</td> <td>12 0</td> <td>Cash deposited with the Bank of Bombay</td> <td>185 7 4</td> <td>— 92 6 9</td> <td></td> <td>43 1 7</td> </tr> <tr> <td></td> <td></td> <td></td> <td></td> <td colspan="6" style="text-align:center"><i>IV.—3½ per cent. Loans.</i></td> </tr> <tr> <td></td> <td></td> <td></td> <td></td> <td>15½ Lakhs Loan for Sewerage, Wari Bunder, &c., Roads, Burial Ground and certain Water Works (1st instalment)</td> <td>3,81,164 10 0</td> <td>11,499 9 4</td> <td>13,746 4 0</td> <td>4,06,410 7 4</td> </tr> <tr> <td></td> <td></td> <td></td> <td></td> <td>In 4 per cent. Improvement Trust Debentures lodged with the Bank of Bombay</td> <td>3,80,701 9 0</td> <td>26,245 18 4</td> <td>25,508 0 0</td> <td>4,06,201 9 0</td> </tr> <tr> <td>32,47,929</td> <td>8 0</td> <td>32,52,929</td> <td>3 0</td> <td>Cash deposited with the Bank of Bombay</td> <td>463 1 0</td> <td>— 254 2 8</td> <td></td> <td>208 14 4</td> </tr> <tr> <td>83,81,743</td> <td>10 0</td> <td>83,86,905</td> <td>3 0</td> <td style="text-align:right">GRAND TOTAL I, II, III and IV ...</td> <td>2,14,19,979 10 4</td> <td>9,86,446 0 5</td> <td>8,25,056 12 2</td> <td>21,21,81,476 6 11</td> </tr> </tbody> </table>			Amount of Sinking Fund invested upto 31st March 1919.	Sinking Fund instalments paid in 1919-20.	Interest accumulations invested in 1919-20.	Total.	Rs.	a. p.	Rs.	a. p.	Rs.	a. p.	<i>I.—5 per cent. Loans.</i>						225	0 0	25,225	0 0	44 Lakhs Sanitary Works Loan	26,51,508 13 1	45,718 15 2	1,11,317 0 8	28,08,544 12 11	1,82,350	0 0	1,82,350	0 0	7 Do. do. do. do.	4,37,056 2 4	6,801 4 1	18,010 14 1	4,61,398 4 6	35,512	8 0	35,512	8 0	147 Do. Tansa Water Works Loan	25,23,721 5 0	71,507 6 3	1,02,226 12 8	26,97,455 10 11	7,32,862	8 0	7,32,862	8 0	13 Do. Drainage and Water Works Loan	7,62,390 1 6	8,869 16 1	31,669 7 7	8,02,929 8 2	55,262	8 0	55,262	8 0	Rs. 10,08,500 Miscellaneous Works Loan	6,00,451 8 2	10,384 10 8	24,236 8 2	6,85,672 11 0					Rs. 2,48,000 Agridada House Sullage Water Connections Loan	1,46,205 3 7	1,943 11 1	6,037 9 9	1,54,186 8 5					35 Lakhs Various Sanitary Works Loan	18,65,787 18 0	87,438 10 3	76,761 2 0	19,79,987 9 3					8 Do. Municipal Office Building Loan	4,08,332 0 4	7,359 15 7	16,774 3 5	4,32,516 3 4					Total I ...	98,95,563 2 0	1,89,524 8 2	3,87,668 10 4	99,72,891 4 6	49,412	8 0	49,412	8 0	In 5 and 4 per cent. Municipal and 4 per cent. Improvement Trust Debentures and in 4 per cent. Govt. Paper at par lodged with the Bank of Bombay	98,95,500 0 0	5,77,188 2 6		99,72,600 0 0	1,72,437	8 0	1,72,437	8 0	Cash deposited with the Bank of Bombay ..	8 2 0	+ 88 2 6		91 4 6	40,000	0 0	40,000	0 0	<i>II.—4 per cent. Loans. (3½ per cent. basis).</i>						17,050	0 0	17,050	0 0	44 Lakhs Fire Brigade Quarters and Stations Loan...	3,58,894 7 8	7,665 15 9	13,378 4 0	5,79,938 11 5	1,64,530	0 0	1,64,530	0 0	42 Lakhs Loan for repayment of Balance of Government Consolidated Loan	82,17,097 2 9	76,423 15 5	1,20,788 10 3	84,14,309 13 5	89,960	0 0	89,960	0 0	23½ Lakhs Loan for Drainage and other Works	9,45,293 6 7	26,960 0 4	35,080 5 11	10,16,833 12 10					15½ Lakhs Loan for Sewerage, Wari Bunder, &c., Roads, Burial Ground and Certain Water Works (2nd instalment)	2,27,771 4 0	7,263 13 3	8,895 6 1	2,43,930 7 4					25 Lakhs Loan for Sewerage, Water, &c., Works	7,72,958 10 10	28,876 4 6	28,417 2 5	8,30,247 1 9					20 Lakhs Loan for Plague purposes	17,82,568 9 1	69,640 11 2	68,140 8 7	19,20,849 12 10					19½ Lakhs Loan for Sewerage, Roads and other Sanitary Works... ..	5,62,511 5 5	22,539 5 5	20,790 9 4	6,05,941 4 2	58,292	8 0	58,292	8 0	24½ Lakhs Loan for Sewerage and Water Works	6,89,907 0 10	29,326 15 8	20,840 15 2	6,20,654 15 8					12½ Lakhs Loan for certain Water Works	4,42,178 7 10	25,636 9 10	16,285 9 6	4,84,143 11					2nd 24½ Lakhs Loan for Sewerage Works									Total II ...	88,82,170 7 0	2,95,043 11 4	3,82,617 7 2	95,09,831 0 6	99,260	0 0	99,260	0 0	In 4 per cent. Municipal and Improvement Trust Debentures and Bombay Port Trust and in 5½ per cent. Indian War Bonds lodged with the Bank of Bombay	88,81,868 2 0	6,27,661 2 6		95,09,768 2 0	78,530	0 0	78,530	0 0	Cash deposited with the Bank of Bombay	302 5 0	— 238 13 6		68 7 6	72,220	0 0	72,220	0 0	<i>III.—4 per cent. Loans (3 per cent. basis).</i>						61,540	0 0	61,540	0 0	2nd 24½ Lakhs Loan for Sewerage Works	4,78,953 5 10	81,085 2 2	14,381 6 0	5,19,419 14 0					18½ Lakhs Loan for the construction of quarters for Halalkhores and Biggaries	3,29,739 1 4	28,855 7 1	10,460 10 2	3,69,056 2 7					15 Lakhs Loan for Street Improvements	2,04,385 9 8	20,158 9 1	6,533 9 5	2,31,577 12 2					80 Lakhs Loan for acquisition of sites for Overbridges	4,05,011 14 11	89,700 7 7	12,913 8 0	4,57,625 9 6	1,14,530	0 0	1,14,530	0 0	55 Lakhs Loan for Drainage, Sanitary, Water and other Miscellaneous Works	6,50,502 7 11	1,24,388 11 11	22,229 4 4	7,97,565 7 4					70 Lakhs Loan for re-duplication of Tansa Main and other auxiliary works	8,80,140 14 8	78,923 14 8	11,587 7 4	4,20,652 4 3	2,19,980	0 0	2,19,980	0 0	20 Lakhs Loan for Street Improvements	83,244 4 5	26,508 5 4	2,932 3 0	1,12,679 12 9	2,76,010	0 0	2,76,010	0 0	49 Lakhs Loan for Drainage, Water, Roads and Miscellaneous Work	2,88,657 12 7	90,317 11 0	9,991 11 5	3,88,967 3 0	80,260	0 0	80,260	0 0	Total III ...	27,61,135 7 4	4,40,378 3 7	91,029 6 8	32,92,543 1 7	1,78,722	15 0	1,78,722	15 0	In 4 per cent. Municipal Debentures lodged with the Bank of Bombay	27,61,000 0 0	5,31,407 10 8	5,31,500 0 0	82,92,500 0 0	1,67,848	12 0	1,67,848	12 0	Cash deposited with the Bank of Bombay	185 7 4	— 92 6 9		43 1 7					<i>IV.—3½ per cent. Loans.</i>										15½ Lakhs Loan for Sewerage, Wari Bunder, &c., Roads, Burial Ground and certain Water Works (1st instalment)	3,81,164 10 0	11,499 9 4	13,746 4 0	4,06,410 7 4					In 4 per cent. Improvement Trust Debentures lodged with the Bank of Bombay	3,80,701 9 0	26,245 18 4	25,508 0 0	4,06,201 9 0	32,47,929	8 0	32,52,929	3 0	Cash deposited with the Bank of Bombay	463 1 0	— 254 2 8		208 14 4	83,81,743	10 0	83,86,905	3 0	GRAND TOTAL I, II, III and IV ...	2,14,19,979 10 4	9,86,446 0 5	8,25,056 12 2	21,21,81,476 6 11
		Amount of Sinking Fund invested upto 31st March 1919.	Sinking Fund instalments paid in 1919-20.	Interest accumulations invested in 1919-20.	Total.																																																																																																																																																																																																																																																																																																																																																																																																														
Rs.	a. p.	Rs.	a. p.	Rs.	a. p.																																																																																																																																																																																																																																																																																																																																																																																																														
<i>I.—5 per cent. Loans.</i>																																																																																																																																																																																																																																																																																																																																																																																																																			
225	0 0	25,225	0 0	44 Lakhs Sanitary Works Loan	26,51,508 13 1	45,718 15 2	1,11,317 0 8	28,08,544 12 11																																																																																																																																																																																																																																																																																																																																																																																																											
1,82,350	0 0	1,82,350	0 0	7 Do. do. do. do.	4,37,056 2 4	6,801 4 1	18,010 14 1	4,61,398 4 6																																																																																																																																																																																																																																																																																																																																																																																																											
35,512	8 0	35,512	8 0	147 Do. Tansa Water Works Loan	25,23,721 5 0	71,507 6 3	1,02,226 12 8	26,97,455 10 11																																																																																																																																																																																																																																																																																																																																																																																																											
7,32,862	8 0	7,32,862	8 0	13 Do. Drainage and Water Works Loan	7,62,390 1 6	8,869 16 1	31,669 7 7	8,02,929 8 2																																																																																																																																																																																																																																																																																																																																																																																																											
55,262	8 0	55,262	8 0	Rs. 10,08,500 Miscellaneous Works Loan	6,00,451 8 2	10,384 10 8	24,236 8 2	6,85,672 11 0																																																																																																																																																																																																																																																																																																																																																																																																											
				Rs. 2,48,000 Agridada House Sullage Water Connections Loan	1,46,205 3 7	1,943 11 1	6,037 9 9	1,54,186 8 5																																																																																																																																																																																																																																																																																																																																																																																																											
				35 Lakhs Various Sanitary Works Loan	18,65,787 18 0	87,438 10 3	76,761 2 0	19,79,987 9 3																																																																																																																																																																																																																																																																																																																																																																																																											
				8 Do. Municipal Office Building Loan	4,08,332 0 4	7,359 15 7	16,774 3 5	4,32,516 3 4																																																																																																																																																																																																																																																																																																																																																																																																											
				Total I ...	98,95,563 2 0	1,89,524 8 2	3,87,668 10 4	99,72,891 4 6																																																																																																																																																																																																																																																																																																																																																																																																											
49,412	8 0	49,412	8 0	In 5 and 4 per cent. Municipal and 4 per cent. Improvement Trust Debentures and in 4 per cent. Govt. Paper at par lodged with the Bank of Bombay	98,95,500 0 0	5,77,188 2 6		99,72,600 0 0																																																																																																																																																																																																																																																																																																																																																																																																											
1,72,437	8 0	1,72,437	8 0	Cash deposited with the Bank of Bombay ..	8 2 0	+ 88 2 6		91 4 6																																																																																																																																																																																																																																																																																																																																																																																																											
40,000	0 0	40,000	0 0	<i>II.—4 per cent. Loans. (3½ per cent. basis).</i>																																																																																																																																																																																																																																																																																																																																																																																																															
17,050	0 0	17,050	0 0	44 Lakhs Fire Brigade Quarters and Stations Loan...	3,58,894 7 8	7,665 15 9	13,378 4 0	5,79,938 11 5																																																																																																																																																																																																																																																																																																																																																																																																											
1,64,530	0 0	1,64,530	0 0	42 Lakhs Loan for repayment of Balance of Government Consolidated Loan	82,17,097 2 9	76,423 15 5	1,20,788 10 3	84,14,309 13 5																																																																																																																																																																																																																																																																																																																																																																																																											
89,960	0 0	89,960	0 0	23½ Lakhs Loan for Drainage and other Works	9,45,293 6 7	26,960 0 4	35,080 5 11	10,16,833 12 10																																																																																																																																																																																																																																																																																																																																																																																																											
				15½ Lakhs Loan for Sewerage, Wari Bunder, &c., Roads, Burial Ground and Certain Water Works (2nd instalment)	2,27,771 4 0	7,263 13 3	8,895 6 1	2,43,930 7 4																																																																																																																																																																																																																																																																																																																																																																																																											
				25 Lakhs Loan for Sewerage, Water, &c., Works	7,72,958 10 10	28,876 4 6	28,417 2 5	8,30,247 1 9																																																																																																																																																																																																																																																																																																																																																																																																											
				20 Lakhs Loan for Plague purposes	17,82,568 9 1	69,640 11 2	68,140 8 7	19,20,849 12 10																																																																																																																																																																																																																																																																																																																																																																																																											
				19½ Lakhs Loan for Sewerage, Roads and other Sanitary Works... ..	5,62,511 5 5	22,539 5 5	20,790 9 4	6,05,941 4 2																																																																																																																																																																																																																																																																																																																																																																																																											
58,292	8 0	58,292	8 0	24½ Lakhs Loan for Sewerage and Water Works	6,89,907 0 10	29,326 15 8	20,840 15 2	6,20,654 15 8																																																																																																																																																																																																																																																																																																																																																																																																											
				12½ Lakhs Loan for certain Water Works	4,42,178 7 10	25,636 9 10	16,285 9 6	4,84,143 11																																																																																																																																																																																																																																																																																																																																																																																																											
				2nd 24½ Lakhs Loan for Sewerage Works																																																																																																																																																																																																																																																																																																																																																																																																															
				Total II ...	88,82,170 7 0	2,95,043 11 4	3,82,617 7 2	95,09,831 0 6																																																																																																																																																																																																																																																																																																																																																																																																											
99,260	0 0	99,260	0 0	In 4 per cent. Municipal and Improvement Trust Debentures and Bombay Port Trust and in 5½ per cent. Indian War Bonds lodged with the Bank of Bombay	88,81,868 2 0	6,27,661 2 6		95,09,768 2 0																																																																																																																																																																																																																																																																																																																																																																																																											
78,530	0 0	78,530	0 0	Cash deposited with the Bank of Bombay	302 5 0	— 238 13 6		68 7 6																																																																																																																																																																																																																																																																																																																																																																																																											
72,220	0 0	72,220	0 0	<i>III.—4 per cent. Loans (3 per cent. basis).</i>																																																																																																																																																																																																																																																																																																																																																																																																															
61,540	0 0	61,540	0 0	2nd 24½ Lakhs Loan for Sewerage Works	4,78,953 5 10	81,085 2 2	14,381 6 0	5,19,419 14 0																																																																																																																																																																																																																																																																																																																																																																																																											
				18½ Lakhs Loan for the construction of quarters for Halalkhores and Biggaries	3,29,739 1 4	28,855 7 1	10,460 10 2	3,69,056 2 7																																																																																																																																																																																																																																																																																																																																																																																																											
				15 Lakhs Loan for Street Improvements	2,04,385 9 8	20,158 9 1	6,533 9 5	2,31,577 12 2																																																																																																																																																																																																																																																																																																																																																																																																											
				80 Lakhs Loan for acquisition of sites for Overbridges	4,05,011 14 11	89,700 7 7	12,913 8 0	4,57,625 9 6																																																																																																																																																																																																																																																																																																																																																																																																											
1,14,530	0 0	1,14,530	0 0	55 Lakhs Loan for Drainage, Sanitary, Water and other Miscellaneous Works	6,50,502 7 11	1,24,388 11 11	22,229 4 4	7,97,565 7 4																																																																																																																																																																																																																																																																																																																																																																																																											
				70 Lakhs Loan for re-duplication of Tansa Main and other auxiliary works	8,80,140 14 8	78,923 14 8	11,587 7 4	4,20,652 4 3																																																																																																																																																																																																																																																																																																																																																																																																											
2,19,980	0 0	2,19,980	0 0	20 Lakhs Loan for Street Improvements	83,244 4 5	26,508 5 4	2,932 3 0	1,12,679 12 9																																																																																																																																																																																																																																																																																																																																																																																																											
2,76,010	0 0	2,76,010	0 0	49 Lakhs Loan for Drainage, Water, Roads and Miscellaneous Work	2,88,657 12 7	90,317 11 0	9,991 11 5	3,88,967 3 0																																																																																																																																																																																																																																																																																																																																																																																																											
80,260	0 0	80,260	0 0	Total III ...	27,61,135 7 4	4,40,378 3 7	91,029 6 8	32,92,543 1 7																																																																																																																																																																																																																																																																																																																																																																																																											
1,78,722	15 0	1,78,722	15 0	In 4 per cent. Municipal Debentures lodged with the Bank of Bombay	27,61,000 0 0	5,31,407 10 8	5,31,500 0 0	82,92,500 0 0																																																																																																																																																																																																																																																																																																																																																																																																											
1,67,848	12 0	1,67,848	12 0	Cash deposited with the Bank of Bombay	185 7 4	— 92 6 9		43 1 7																																																																																																																																																																																																																																																																																																																																																																																																											
				<i>IV.—3½ per cent. Loans.</i>																																																																																																																																																																																																																																																																																																																																																																																																															
				15½ Lakhs Loan for Sewerage, Wari Bunder, &c., Roads, Burial Ground and certain Water Works (1st instalment)	3,81,164 10 0	11,499 9 4	13,746 4 0	4,06,410 7 4																																																																																																																																																																																																																																																																																																																																																																																																											
				In 4 per cent. Improvement Trust Debentures lodged with the Bank of Bombay	3,80,701 9 0	26,245 18 4	25,508 0 0	4,06,201 9 0																																																																																																																																																																																																																																																																																																																																																																																																											
32,47,929	8 0	32,52,929	3 0	Cash deposited with the Bank of Bombay	463 1 0	— 254 2 8		208 14 4																																																																																																																																																																																																																																																																																																																																																																																																											
83,81,743	10 0	83,86,905	3 0	GRAND TOTAL I, II, III and IV ...	2,14,19,979 10 4	9,86,446 0 5	8,25,056 12 2	21,21,81,476 6 11																																																																																																																																																																																																																																																																																																																																																																																																											

H. B. CLAYTON,
Municipal Commissioner.

Appendix SINKING

STATEMENT showing the Actual Investments on account of the Sinking Fund of Different
that date on the basis

NAME OF LOAN.	Amount raised.	When repayable.	Amount of Annual Sinking Fund Instalment.	Date when Sinking Fund commenced.
1	2	3	4	5
<i>5 per cent. Municipal Loans.</i>				
	Rs.	Rs.	Rs.	
44 Lakhs Sanitary Works Loan ...	44,00,000	1st July 1886 7,000 1st " 1887 4,48,000 1st " 1890 51,000 1st " 1895 1,60,000 1st " 1925 37,89,000	† 41,872 *
147 Lakhs Tansa Water Works Loan ...	1,47,00,000	(a) Between 1st January 1928 and 1st Jan. 1953.	66,040	1st January 1898 ...
7 Lakhs Sanitary Works Loan ...	7,00,000	1st February 1928 ...	8,170	1st February 1889...
12 Lakhs Drainage and Water Works Loan.	12,00,000	1st January 1928 ...	(b) 12,616	1st January 1889 ...
Rs. 10,08,500 Miscellaneous Works Loan.	10,08,500	1st October 1928 ...	11,940	1st October 1889 ...
Rs. 2,48,000 Agripada House Sullage Water Connections Loan.	2,48,000	1st July 1929 ...	2,659	1st January 1891 ...
35 Lakhs various Sanitary Works Loan.	35,00,000	1st July 1930 ...	43,061	1st July 1891 ..
8 Lakhs Municipal Office Building Loan.	8,00,000	1st July 1931 ...	9,293	1st July 1892 ...
<i>4 per cent. and 3½ per cent. Municipal Loans (3½ per cent. basis.)</i>				
4½ Lakhs Fire Brigade Quarters and Stations Loan.	4,50,000	1st January 1923 ...	8,570	1st January 1894 ...
42 Lakhs Loan for the repayment of the balance of Government Consolidated Loan.	42,00,000	1st July 1923 ...	80,678	1st July 1894 ...
23½ Lakhs Loan for Drainage and other Works.	23,25,000	1st July 1935 ...	27,467	1st July 1896 ...
15½ Lakhs Loan for Sewerage, Wari Bunder, etc., Roads, Burial Ground and certain Water Works—				
1st Instalment	10,00,000		(c) 11,147	
2nd do.	5,75,000	1st July 1936 ...		
	25,00,000		7,286	
25 Lakhs Loan for Sewerage, Water, etc., Works.	25,00,000	1st November 1939 ...	29,635	1st November 1900.
20 Lakhs Loan for Plague purposes ...	20,00,000	1st May 1920 ...	70,482	1st May 1901 ...
19½ Lakhs Loan for Sewerage Roads and other Sanitary Works.	19,25,000	1st June 1940 ...	22,698	1st June 1901 ...
24½ Lakhs Loan for certain Sewerage and Water Works.	24,75,000	1st June 1943 ...	29,286	1st June 1904 ...
12½ Lakhs Loan for certain Water Works.	12,75,000	1st August 1934 ...	24,698	1st August 1905 ...
<i>4 per cent. Municipal Loans (3 per cent. basis.)</i>				
2nd 24½ Lakhs Loan for Sewerage Works.	24,75,000	1st August 1946 ...	32,328	1st August 1907 ...
13½ Lakhs Loan for the construction of Quarters for Halalkhorea and Big-garies.	13,50,000	1st May 1938 ...	26,976	1st May 1909 ...
15 Lakhs Loan for Street Improvements.	15,00,000	1st May 1949 ...	19,898	1st May 1910 ...
30 Lakhs Loan for the acquisition of sites, for the construction of various overbridges in the City.	30,00,000	1st May 1949 ...	39,787	1st November 1910.
55 Lakhs Loan for Miscellaneous Works.	55,00,000	1st June 1942 ...	1,21,632	1st June 1914 ...
70 Lakhs Loan for reduplication of Tansa Main and other auxiliary works.	70,00,000	78,148	1st June 1915 ...
20 Lakhs Loan for Streets Improvements.	20,00,000	1st May 1955 ...	26,524	1st May 1916 ...
43 Lakhs Loan for Drainage, Water and Miscellaneous Works.	43,00,000	1st May 1945 ...	90,882	1st May 1916 ...
<i>6 per cent. Municipal Loans (4 per cent. basis.)</i>				
40 Lakhs Loan for the construction of Sanitary Buildings, acquisition of lands for Street Improvements and for executing Drainage and Water Works.	40,00,000	19th December 1949 or any prior date after the 18th December 1929 to be fixed by 6 months' public notice.	71,320	1st June 1920 ...
				Total Rs. ...

† Rs. 49,40,000 repayable on 1st June 1954.
" 20,60,000 " " 1st June 1974.

Rs. 70,00,000

D. ROBERTSON
Special Chief Accountant.

No. 10.
FUND.

Loans up to 31st March 1920, compared with the amounts which should have accumulated upto of the Fixed Instalments.

Amount of Sinking Fund which should have accumulated up to 31st March 1920 at Compound Interest.	Amount actually invested up to 31st March 1920.	Amount of Interest due up to 31st March 1920 collected and invested in 1920-21.	Total of Columns 7 and 8.	REMARKS.
6	7	8	9	10
Rs.	Rs. a. p.	Rs. a. p.	Rs. a. p.	
28,63,649	28,08,544 13 11	54,981 3 11	28,63,526 0 10	† All the Sinking Fund Instalments were re-arranged during 1906-07 on a 3½ per cent. basis as per Corporation Resolution No. 4946 of 24th February 1906. * As Rs. 6,61,000 of this Loan were paid off by 31st December 1895, leaving a balance of Rs. 27,39,000 repayable on 1st July 1925, and as the Invested Sinking Fund on 31st March 1896 amounted to Rs. 4,51,047-18-5, the amount of the Annual Sinking Fund Instalment was reduced from Rs. 37,000 to Rs. 30,560 from 1st January 1897. (a) Rs. 2,00,000 repayable on 1-1-1928. " 22,91,500 " " 1-1-1933. " 22,02,500 " " 1-1-1942. " 17,00,000 " " 1-1-1946. " 10,00,000 " " 1-1-1948. " 42,00,000 " " 1-1-1952. (b) In January 1889 Rs. 10,000 were invested and in subsequent years Rs. 11,000. (c) In 1897-98 Rs. 18,875 were invested in 3½ per cent. Government Paper.
27,47,664	26,97,455 10 11	49,378 3 11	27,46,828 14 10	
4,65,897	4,61,998 4 6	4,773 7 9	4,66,171 12 3	
8,10,849	8,02,929 8 2	8,404 1 8	8,11,333 9 10	
6,43,866	6,35,672 11 0	8,508 9 3	6,44,181 4 3	
1,55,712	1,54,188 8 5	1,605 1 1	1,55,791 9 6	
20,04,249	19,79,987 9 3	25,442 1 11	20,05,429 11 2	
4,36,732	4,32,516 3 4	4,471 6 10	4,36,987 10 2	
3,85,021	3,79,988 11 5	5,320 1 11	3,85,268 13 4	
34,58,272	34,14,809 12 5	45,267 11 7	34,59,567 8 0	
10,23,925	10,10,338 12 10	12,974 1 5	10,23,307 14 3	
4,09,595	4,05,410 7 4	3,576 12 0	4,09,989 8 4	
2,46,799	2,43,930 7 4	3,724 6 4	2,47,654 13 8	
8,40,519	8,30,247 1 9	10,618 15 7	8,40,866 1 4	
19,32,878	19,20,349 12 10	15,269 10 4	19,35,619 7 3	
6,13,576	6,05,941 4 2	7,920 7 2	6,13,861 11 4	
6,28,149	6,20,684 15 8	7,795 6 6	6,28,430 6 2	
4,89,932	4,84,145 11 1	5,984 2 6	4,90,129 13 7	
5,22,873	5,19,419 14 0	8,481 0 11	5,22,900 14 11	
3,73,428	3,69,055 2 7	4,561 11 11	3,73,616 14 6	
2,34,322	2,31,577 12 2	2,862 6 9	2,34,440 2 11	
4,61,814	4,57,625 9 6	5,656 8 5	4,63,282 1 11	
3,06,435	7,97,668 7 4	8,450 0 8	8,06,015 8 0	
4,25,271	4,20,652 4 3	4,309 1 7	4,24,961 5 10	
1,14,018	1,12,679 12 9	1,992 11 1	1,14,072 7 10	
3,88,524	3,83,967 3 0	4,745 12 8	3,88,712 15 8	
.....	
2,34,83,949	2,31,81,476 6 11	3,11,462 5 8	2,34,92,938 12 7	

H. B. CLAYTON,
Municipal Commissioner.

Appendix

STATEMENT showing the Interest outstanding on 1st April 1918 on the different of Bombay during that year, and the

	Name of each Loan.	Dates when raised.	AUTHORITY.	
			Corporation Resolution.	Government Resolution.
	<i>5 per cent. Loans.</i>			
1	Drainage Loan of 1878 (Rs. 36,94,000) ...	1st November and 1st December 1878.	No. 1288 10-9-78.	No. 2951 25-9-78.
2	The Sanitary Works Loan of 1885-86 (Rs. 44,00,000).	Between 5th May 1885 and 30th March 1886.	Nos. 9021 905 8-12-81, 12-3-82 and 438 16-5-83	Nos. 2869 884 8771 17-7-82, 2-2-85, 19-10-85, 460 and 124 4-2-84 and 27-1-86.
3	The Sanitary Works Loan of 1888 (Rs. 7,00,000).	1st February 1888 ...	No. 130 13-10-86.	No. 1427 4-5-88.
4	The Tansa Water Works Loan (Rs. 1,47,00,000).	Between 5th June 1886 and 24th December 1891.	Nos. 1312 and 345 13-11-85 and 9-4-91.	Nos. 561 1008 1930 12-2-86, 16-3-86, 31-5-86, 2876 3978 4198 21-9-87, 21-7-88, 8-10-89, 3392 and 3262-63 23-8-90 and 15-9-91.
5	The Drainage and Water Works Loan of 1888 (Rs. 12,00,000).	1st January and 1st July 1888 ...	Nos. 894 and 1146 20-7-87 and 8-2-87.	No. 873 16-3-88.
6	The Miscellaneous Works Loan, 1888-89 (Drainage and Water Works, Markets and Roads) (Rs. 10,08,500.)	Between 1st November 1888 and 1st July 1889.	No. 29 4-1-88.	Nos. 4837 8280 4188 7-9-88, 19-9-89, 24-11-89
7	The Aripada House Sullage and Water Connections Loan of 1889-90 (Rs. 2,48,000.)	Between 1st January and 1st July 1890.	No. 4688 8-10-86.	Nos. 6547 17 28-12-89 and 8-1-90.
8	The Various Sanitary Works Loan of 1890-91 (Rs. 35,00,000).	Between 25th September 1890 and 1st January 1892.	Nos. 29 5293 5605 4-4-88, 19-11-88, 7-1-89, 672 6152 6236 13-8-89, 25-11-89, 23-1-90, 433 and 1488 17-4-90 and 22-5-90.	No. 3322 23-8-90.
9	The Municipal Building Loan of 1891 (Rs. 8,00,000).	24th December 1891 ...	No. 11551 2-2-91.	No. 3262 15-9-91.
	<i>4 per cent. Loans.</i>			
10	The Loan for Fire Brigade Quarters and Stations (Rs. 4,50,000).	23rd December 1892, 30th November and 1st December 1893.	No. 5144 8-8-92.	Nos. 1023 2501 2164 29-8-92, 14-6-92, 28-6-92 and 3145 8-9-92.
11	The Loan for repayment of the balance of the 4½ per cent. Government Consolidated Loan (Rs. 42,00,000).	28th and 29th June 1893 ...	No. 13966 23-3-93.	No. 1989 6-6-93.
12	The Loan for Drainage and other Works (Rs. 23,25,000).	12th and 31st January 1894 and 11th and 15th July 1895.	No. 6222 28-9-93.	Nos. 809 and 3764 8-3-94 6-10-94.
13	The Loan for Sewerage, Wari Bunder, &c., Roads, Burial Ground, and certain Water Works (Rs. 15,75,000 of which the 2nd instalment of Rs. 5,75,000 was raised at 4 per cent.).	17th July 1899 ...	Nos. 504 15697 8992 12-4-94, 7-3-95, 7-11-95, 8976 12034½ and 7-11-95, 5-2-97 and 14435 25-3-97.	Nos. 3601 888 2330 22-6-95, 22-2-96, 3-6-99 and 2643 28-6-99.
14	The Loan for Sewerage and other Sanitary Works (Rs. 25,00,000).	17th and 18th July 1899 ...	Nos. 6976 12034½ 7-11-95, 4-2-97 and 14435 25-3-97.	Nos. 3841 A Telegram 28-3-97, 26-7-98 and 2320 3-6-99.
15	The Loan for Plague purposes (Rs. 30,00,000).	6 lakhs raised between 15th July and 20th Dec. 1899, 6 lakhs raised in Nov. 1900 and 8 lakhs raised between 12th Aug. and 9th Oct. 1902.	No. 8099 6-12-97.	Nos. 4969 2560 6-9-98 and 16-9-99.
16	The Loan for Sewerage, Roads and other Sanitary Works (Rs. 19,25,000).	18th and 18th July 1899 and September 1900.	No. 828 18-4-98.	Nos. 4960 and 2640 5-9-98 and 16-6-99.
17	The Loan for certain Sewerage and Water Works (Rs. 24,75,000).	6 lakhs raised between 15th June and 1st July 1901, 11 lakhs raised between 23rd Aug. and 31st October 1901, 4 lakhs raised between 19th Aug. and 28th Oct. 1902, and 8½ lakhs raised on 9th Sept. 1903.	No. 1966 14-8-1900.	No. 3427 15-6-1901.
18	The Loan for certain Water Works (Rs. 12,75,000).	1st September 1904 ...		No. 4416 22-8-04.
19	The 2nd 24½ Lakhs Loan for certain Sewerage Works.	Rs. 12 lakhs raised on 3rd September 1905 and Rs. 12½ lakhs on 9th September 1907.	No. 244 23-4-03.	No. 4004 and Telegram 31-7-05 31-8-05. No. 4792 and Telegram 5-2-07 31-7-07.
20	The 13½ Lakhs Loan for the construction of quarters for Halalkhore and Biggaries.	7th August 1908 ...	No. 2204 of 29-6-08.	No. 3447 9-5-08.
21	The 15 Lakhs Loan for Street Improvements.	22nd July 1909 ...	No. 7558 of 20-3-07	No. 5178 17-3-08.
22	The 30 Lakhs Loan for the acquisition of sites for the construction of various overbridges in the City.	29th July 1909 and 10th August 1910.	No. 181 of 8-4-09	No. 3862 28-7-09.
23	The 55 Lakhs Loan for Drainage, Sanitary, Water and other Miscellaneous works.	7th and 10th August and 1st November 1911 and 1st August 1913.	No. 6426 of 31-1-10	No. 4660 and Telegram 1-8-11 and No. 4680-A. 38-7-11
24	The 70 Lakhs Loan for the re-duplication of the Tansa Main and other Auxiliary Works.	9th September 1913, 22nd July 1914 and 10th April 1915.	No. 4051 of 14-10-12	No. 6159 and Telegram 21-8-18 and 18-6-18.
25	The 20 Lakhs Loan for Street Improvement.	9th September 1913 and 24th September 1915.	No. 4047 of 14-10-12	Do.
26	Loan of Rs. 48 Lakhs for Drainage, Water, Roads and Miscellaneous works. <i>3½ per cent. Loan.</i>	1st August and 24th September 1915.	No. 4051 of 14-10-12 and No. 2608 of 26-7-15.	7588 (G. D.) 1-10-15
	The Loan for Sewerage, Wari Bunder, &c., Board, Burial Ground and certain Water Works (Rs. 15,75,000, of which the 1st instalment of Rs. 10 lakhs was raised at 3½ per cent).	1st December 1896 ...	(Vide Reso. Nos. against Loan No. 18.)	(Vide Reso. Nos. against Loan No. 18.)
27	12 months' Bill Loan of 30 Lakhs borrowed from the Bank of Bombay.	Between October and December 1918.	Nos. 4497 3823 and 4767 18-10-16, 4-9-18 15-9-19.	Nos. 6776 5880 and 8787 30-9-18, 20-8-16 and 20-10-19.
28	The 40 Lakhs Loan for the construction of Sanitary Buildings, acquisition of lands for Street Improvements and for executing drainage and water works.	Between August and December 1919.	No. 2447 of 26-6-19.	Nos. 9151 29 1-11-19 and 3-1-20.

D. ROBERTSON,
Special Chief Accountant.

No. 11.

Loans, the amounts payable for the year 1919-1920, the amounts paid by the Bank
Balances outstanding on 31st March 1920.

Date when Loan is repayable.	Interest out- standing on 1st April 1919.		Interest payable in 1919-1920.		Total Interest due.		Deduct—Interest paid by the Bank of Bombay.		Outstanding Balance on 31st March 1920.	
	Rs.	a. p.	Rs.	a. p.	Rs.	a. p.	Rs.	a. p.	Rs.	a. p.
1st January 1919...	13,800	0 0	13,800	0 0	225	0 0	13,075	0 0
1st July 1925 ...	87,600	0 0	1,86,950	0 0	2,24,550	0 0	1,82,850	0 0	42,200	0 0
1st February 1928 ...	7,112	8 0	85,000	0 0	42,112	8 0	85,512	8 0	6,600	0 0
Between 1st January 1928 and 1st January 1953.	52,257	8 0	7,85,000	0 0	7,87,287	8 0	7,82,862	8 0	54,425	0 0
1st January 1928 ...	8,512	8 0	60,000	0 0	68,512	8 0	55,262	8 0	8,250	0 0
1st October 1928 ...	4,262	8 0	50,425	0 0	54,687	8 0	49,412	8 0	5,275	0 0
1st July 1929 ...	275	0 0	12,400	0 0	12,675	0 0	12,187	8 0	587	8 0
1st July 1930 ...	21,925	0 0	1,75,000	0 0	1,96,925	0 0	1,72,487	8 0	24,487	8 0
1st July 1931	40,000	0 0	40,000	0 0	40,000	0 0
1st January 1928...	2,360	0 0	18,000	0 0	20,360	0 0	17,050	0 0	3,310	0 0
1st July 1928 ...	15,700	0 0	1,68,000	0 0	1,83,700	0 0	1,64,680	0 0	19,070	0 0
1st July 1935 ...	8,890	0 0	98,000	0 0	1,01,890	0 0	89,960	0 0	11,480	0 0
1st July 1936 ...	520	0 0	28,000	0 0	28,520	0 0	22,890	0 0	680	0 0
1st November 1939 ...	1,190	0 0	1,00,000	0 0	1,01,190	0 0	99,260	0 0	1,840	0 0
1st May 1930 ...	6,420	0 0	80,000	0 0	86,420	0 0	78,580	0 0	7,890	0 0
1st June 1940 ...	8,080	0 0	77,000	0 0	85,080	0 0	72,220	0 0	12,860	0 0
1st June 1948 ...	7,160	0 0	99,000	0 0	1,06,160	0 0	93,250	0 0	12,510	0 0
1st August 1934 ...	2,580	0 0	51,000	0 0	53,580	0 0	51,400	0 0	2,180	0 0
1st August 1946 ...	1,420	0 0	99,000	0 0	1,00,420	0 0	98,220	0 0	2,200	0 0
1st May 1938 ...	6,800	0 0	54,000	0 0	60,800	0 0	51,530	0 0	9,270	0 0
1st May 1949 ...	8,420	0 0	60,000	0 0	68,420	0 0	61,540	0 0	1,880	0 0
1st May 1949 ...	12,890	0 0	1,20,000	0 0	1,82,890	0 0	1,14,580	0 0	18,860	0 0
1st June 1942	2,20,000	0 0	2,20,000	0 0	2,19,980	0 0	20	0 0
1st June 1954 and 1st June 1974.	15,223	0 8	2,80,000	0 0	2,95,223	1 2	2,76,010	0 0	19,213	0 8
1st May 1955 ...	1,170	0 0	80,000	0 0	81,170	0 0	80,260	0 0	910	0 0
1st May 1945 ...	435	9 0	1,72,600	0 0	1,74,235	9 0	1,78,722	15 0	* 512	10 0
1st July 1936 ...	665	0 0	85,000	0 0	85,665	0 0	85,402	8 0	262	8 0
.....	1,80,000	0 0	1,80,000	0 0	1,67,348	12 0	* 12,656	4 0
.....	24,580	0 0	24,580	0 0	* 1,790	12 10
.....	* 22,739	8 2
Total Rs. ...	2,34,608	9 8	88,80,105	0 0	85,64,713	9 8	82,47,929	8 0	2,80,876	5 6

† Additional grants to meet extra interest at $\frac{1}{2}$ per cent. payable to the Bank of Bombay.

‡ Rs. 49,40,000 repayable on 1st June 1954.
" 20,60,000 " " 1st June 1974.

Rs. 70,00,000

* Rs. 85,908-1-2 to be taken as saving.

H. B. CLAYTON,
Municipal Commissioner.

Appendix No. WATER WORKS

INCOME FOR 1919-20.

	Amount.
INCOME.	
Water Tax and other Miscellaneous Water Works Revenue—vide details in Appendix No. 1 (vide page 58)	Rs. a. p. 80,98,808 2 9

*This includes Rs. 14,86,829-14-6 being the amount of Water Tax by measurement, realized during 1919-20 as shown in the following Statement:—

STATEMENT showing the quantity of Water by meter supplied under different heads and the Water Tax by measurement realized at different rates for the uniform quantity of 1,000 gallons.

PARTICULARS.	1915-16.		1916-17.		1917-18.		1918-19.		1919-20.		
	Gallons.	Amount.	Gallons.	Amount.	Gallons.	Amount.	Gallons.	Amount.	Gallons.	Amount.	
Hotels ...	2,29,59,895	Rs. a. p. @ As. 8 11,479 16 2	8,83,80,975	Rs. a. p. @ As. 8 19,165 7 8	4,98,19,850	Rs. a. p. @ As. 8 24,909 10 11	5,60,46,980	Rs. a. p. @ As. 8 26,272 12 0	5,94,58,075	Rs. a. p. @ As. 7½ and above. 28,800 0 10	For trade purposes.
Cotton Factories ...	58,14,81,781	@ As. 8 2,65,740 14 8	60,88,04,250	@ As. 8 3,04,402 1 11	60,57,04,110	@ As. 8 3,02,832 0 1	86,09,72,800	@ As. 8 4,03,561 7 1	72,21,59,452	@ As. 7½ and above. 3,49,795 15 9	
Flour Factories ...	1,82,57,750	@ As. 8 8,128 14 0	2,91,29,645	@ As. 8 14,564 13 2	3,60,46,860	@ As. 8 18,028 7 1	2,77,18,400	@ As. 8 12,992 15 10	8,48,59,054	@ As. 7½ and above. 16,884 13 8	
Other Factories ...	27,68,10,920	@ As. 8 1,88,155 7 2	27,39,76,185	@ As. 8 1,38,487 9 6	38,56,14,920	@ As. 8 1,92,807 7 8	41,98,94,180	@ As. 8 1,96,591 8 4	40,05,05,515	@ As. 7½ and above. 1,93,994 13 9	
Milch Cattle Stables ...	13,08,46,755	@ As. 4 82,536 11 0	15,60,32,340	@ As. 4 39,008 3 9	20,41,48,899	@ As. 4 51,037 1 7	21,19,55,855	@ As. 4 52,988 12 5	14,89,20,708	@ As. 4 35,980 2 10	
Government Buildings (c).	88,82,07,749	At different rates. 75,272 15 10 @ As. 6½	87,65,63,266	At different rates. 83,041 14 8 @ As. 6½	38,67,06,184	At different rates. 1,23,128 5 1 @ As. 6½	7,28,85,250	At different rates. 18,221 5 2 @ As. 6½	16,17,82,600	At different rates. 40,862 1 3 @ As. 6½	
Railways ...	47,90,82,988	@ As. 6½ 1,94,627 7 5	55,87,11,870	@ As. 6½ 2,26,976 11 0	48,51,41,500	@ As. 6½ 1,97,088 11 9	55,29,33,080	@ As. 6½ 2,24,629 0	65,98,25,450	@ As. 6½ 2,89,097 2 4	
Port Trust...	28,84,62,990	@ As. 6½ 1,15,166 13 5	34,58,81,070	@ As. 6½ 1,40,498 13 11	42,19,10,705	@ As. 6½ 1,71,401 8 7	44,06,71,540	@ As. 6½ 1,79,022 13 1	48,54,03,374	@ As. 6½ 1,76,882 9 10	
Suburbs (b)	15,88,54,707	At different rates. 1,17,822 5 10	12,65,79,350	At different rates. 83,347 11 2	5,82,88,650	At different rates. 56,684 8 8	18,18,68,850	At different rates. 90,297 18 7	18,70,67,500	At different rates. 91,165 8 0	
Miscellaneous (c)...	64,68,05,723	At different rates. 1,98,176 13 11	1,07,91,69,946	At different rates. 2,07,796 5 9	1,31,44,83,017	At different rates. 2,80,728 8 6	1,22,74,56,170	At different rates. 3,08,222 1 5	96,58,89,912	At different rates. 2,63,396 10 2	
Total ..	2,88,02,71,258	11,68,148 6 0	3,59,24,18,397	12,55,284 13 6	3,94,78,58,645	19,19,061 8 6	4,05,19,82,450	15,07,820 5 6	3,77,08,71,640	14,86,329 14 5	

(a) The rates charged are in accordance with the Water Rules for the respective years.

(b) The rate charged is 8 to 12 annas per 1,000 gals.

(c) The rates charged vary from As. 2 to As. 8.

A. These figures are exclusive of refunds.

110a

Total Rs. ... 80,98,808 2 9

D. ROBERTSON,
Special Chief Accountant.

12. ACCOUNT.

EXPENDITURE FOR 1919-20.

EXPENDITURE.	Rs. a. p.	Rs. a. p.	Rs. a. p.	Rs. a. p.
General Superintendence (proportion of) (<i>vide</i> note † at page 62).	52,272 12 0			
Assessment and Collection Charges (proportion of) (<i>vide</i> note † at page 62)	75,270 4 10	1,27,543 0 10		
Maintenance of Water Works (<i>vide</i> page 64)	7,72,212 7 11			
New Works (<i>vide</i> note at page 64)	30,924 0 2	8,03,186 8 1		
Interest on Water Works Loans (Debt)—			9,80,679 8 11	
<i>Due to Government</i> —Vehar Debt	88,814 7 0		
<i>Due to the Public</i> —				
Portion of 10 Lakhs for Bhandarwada Water Works of the Loan of Rs. 26,94,000 of 1878	88 8 4			
Water Works portion of the 44 Lakhs Sanitary Works Loan (Rs. 18,98,921)	78,697 6 8			
Water Works portion of the 7 Lakhs Sanitary Works Loan (Rs. 1,90,389)	9,658 18 6			
Water Works portion of the 12 Lakhs Drainage and Water Works Loan (Rs. 85,000)	8,914 6 10			
Tansa Water Works Loan of Rs. 147 lakhs	7,32,862 8 0			
Water Works portion of the Rs. 10,08,500 Miscellaneous Works Loan (Rs. 1,35,000)	6,614 7 5			
Water Works portion of the 35 Lakhs Various Sanitary Works Loan (Rs. 9,20,000)	45,326 6 10			
Water Works portion of the 42 Lakhs Loan for repayment of Government Consolidated Loan (Rs. 28,59,762)	1,12,095 13 9			
Water Works portion of the 23½ Lakhs Loan for Drainage and other Works (Rs. 2,45,500)	9,499 0 0			
Water Works portion of the 15½ Lakhs Loan for Sewerage, Wari Bander, &c., Works (Rs. 30,000)	1,194 4 2			
Water Works portion of the 25 Lakhs Loan for Sewerage, &c., Works (Rs. 2,31,297)	9,183 6 7			
Water Works portion of the 2½ Lakhs Loan for certain Sewerage and Water Works (Rs. 2,73,000)	10,285 12 1			
12½ Lakhs Loan for certain Water Works (Rs. 12,75,000)	51,400 0 0			
55 Lakhs Loan for Miscellaneous Works (Rs. 4,49,542)	17,980 0 9			
70 Lakhs Loan for Reduplication of the Tansa Main and other auxiliary works	2,76,010 0 0			
Water Works portion of the 48 Lakhs Loan for Drainage, Water, Roads, and Miscellaneous Works (Rs. 2,00,500)	8,100 5 5	13,72,906 2 11		
Commission to the Bank of Bombay for payment of interest on the Water Works portion of the different Loans	5,510 4 11			
Miscellaneous Loan Charges, including Commission paid to the Bank of Bombay for drawing interest on Sinking Fund Investments	434 7 4	5,944 12 8		
			14,62,665 6 2	
Payments towards the reduction of debt or investment of Sinking Fund of the following Water Works Loans:—				
Vehar Debt		30,161 9 0		
Portion of the 10 Lakhs for Bhandarwada Water Works of the Loan of Rs. 26,94,000 of 1878		9,279 14 1		
Water Works portion of the 44 Lakhs Sanitary Works Loan (Rs. 18,98,921)		19,781 1 4		
Do. do. 7 Lakhs Sanitary Works Loan (Rs. 1,90,389)		1,718 12 4		
Do. do. 12 Lakhs Drainage and Water Works Loan (Rs. 85,000)		628 4 8		
Do. do. Rs. 10,08,500 Miscellaneous Works Loan (Rs. 1,35,000)		1,890 2 6		
Tansa Water Works Loan of Rs. 147 Lakhs		71,507 6 8		
Water Works portion of the 35 Lakhs Various Sanitary Works Loan (Rs. 9,20,000)		9,841 1 8		
Do. do. 42 Lakhs Loans for repayment of Government Consolidated Loan (Rs. 28,59,762)		52,086 15 1		
Do. do. 23½ Lakhs Loan for Drainage and other Works (Rs. 2,45,500)		2,846 11 11		
Do. do. 15½ Lakhs Loan for Sewerage, Wari Bander, &c., Works (Rs. 30,000)		378 15 10		
Do. do. 25 Lakhs Loan for Sewerage, &c., Works (Rs. 2,31,297)		2,871 9 2		
Do. do. 2½ Lakhs Loan (Rs. 2,73,000)		3,296 10 0		
Do. do. 12½ ,, ,,		25,686 9 10		
Do. do. 55 ,, ,, (Rs. 4,49,542)		10,208 4 9		
70 Lakhs Loan for Reduplication of the Tansa Main and other auxiliary works		78,928 14 3		
48 Lakhs Loan for Drainage, Water, Roads and Miscellaneous Works (Rs. 2,00,500)		4,211 5 5	8,24,509 4 1	
				27,17,854 8 2
				3,75,453 15 7
				30,98,308 2 9
				Balance—Income in Excess of Expenditure ...

H. B. CLAYTON,
Municipal Commissioner.

Appendix
WATER WORKS
SCHEDULE OF LIABILITIES AND

LIABILITIES.	Rs. a. p.	Rs. a. p.	Rs. a. p.
Debt due to Government—			
Government of Bombay on account of Vehar Debt (see page 104)		20,78,477 2 9	
Debt due to the Public—			
Portion of 10 lakhs for the Bhandarwada Water Works of the Loan of Ra. 26,94,000 of 1878	10,307 14 0		
Water Works portion of the 44 lakhs Sanitary Works Loan.	16,18,651 4 7		
Water Works portion of the 7 lakhs Sanitary Works Loan.	1,90,389 0 0		
Water Works portion of the 12 lakhs Drainage and Water Works Loan	85,000 0 0		
Water Works portion of the Miscellaneous Works Loan of Rs. 10,08,500	1,85,000 0 0		
Water Works portion of the 85 lakhs Various Sanitary Works Loan	9,20,000 0 0		
Tansa Water Works Loan of 147 lakhs	1,47,00,000 0 0		
Water Works portion of the 42 lakhs Loan for repayment of the balance of Government Consolidated Loan ...	28,59,762 0 0		
Water Works portion of the 23½ lakhs Loan for Drainage and other Works	2,45,500 0 0		
Water Works portion of the 15½ lakhs Loan for Sewerage, Wari Bunder, &c., Roads, Burial Ground and certain Water Works	80,000 0 0		
Water Works portion of the 25 lakhs Loan for Sewerage, Roads and other Works	2,31,297 0 0		
Water Works portion of the 24½ lakhs Loan for certain Sewerage and Water Works	2,78,000 0 0		
12½ Lakhs Loan for certain Water Works	12,75,000 0 0		
Water Works portion of the 55 Lakhs Loan for Mis. Works.	4,49,542 0 0		
70 Lakhs Loan for the Reduplication of the Tansa Main and other Auxiliary Works	70,00,000 0 0		
Water Works portion of 43 Lakhs Loan for Miscellaneous Works	2,00,500 0 0		
		3,02,18,849 2 7	3,22,97,328 5 4
II.—SINKING FUNDS ON MUNICIPAL LOANS (invested as per contra)			82,98,007 6 0
III.—SPECIAL FUNDS—			
Worn-out Water Mains Renewal Fund (invested as per contra)		6,61,766 9 2	
Net Premia Fund (invested as per contra)		1,84,888 6 10	
			8,46,655 0 0
IV.—CAPITAL ACCOUNT—			
General Reserve being Assets in excess of Liabilities ...			69,88,275 3 10
TOTAL Rs.			4,84,28,263 15 2

D. ROBERTSON,
Special Chief Accountant.

No. 13.
ACCOUNT.

ASSETS AT 31st MARCH 1920.

	Rs.	a.	p.	Rs.	a.	p.	Rs.	a.	p.	
ASSETS.										
Properties—										
Water Works executed out of Loan and Reserve Funds as detailed at pages 98 to 102 (<i>vide</i> Appendix No. 8) ...							3,86,85,343	3	2	
III. Investments—										
1. Bank of Bombay, Municipal Loans Sinking Fund Deposit Accounts—										
	Rs.	a.	p.							
5 per cent. Loans	47,19,149	8	9							
4 " " 3½% basis	80,60,888	11	0							
4 " " 3% basis	5,08,776	13	5							
3½ " "	12,192	4	10							
	<hr/>			82,96,007	6	0				
2. Bank of Bombay—Worn-out Water Mains Renewal Fund Deposit Account (<i>vide</i> page 73)	6,61,766	9	2							
3. Bank of Bombay—Net Premia on different Municipal Loans Deposit Account (<i>vide</i> note * at page 69) ...	1,84,868	6	10				91,42,862	6	0	
4. Loan Funds Investments Deposit (<i>vide</i> note † at page 79)	6,78,260	5	5							
<i>Less</i> —Value of properties (Water Works) executed out of Loan Funds Advances (<i>vide</i> note † at page 88)	78,001	15	5				6,00,258	6	0	
							87,43,920	12	0	
							<hr/>			
							TOTAL RS.	4,84,28,263	15	2

H. B. CLAYTON,
Municipal Commissioner.

Appendix No. 14.

STATEMENT showing the New Works financed from Surplus Cash (Revenue) Balance pending adjustment against savings in Loan Works already completed or inclusion in a New Loan to be raised hereafter.

Serial No.	PARTICULARS OF WORK.	Amount sanctioned.	Amount of expenditure adjusted against Loan Funds.	Balance.		Actual expenditure incurred up to 31st March 1920 to be adjusted hereafter.	REMARKS.
				Required for expenditure.	Not required.		
		Rs. a. p.	Rs. a. p.	Rs. a. p.	Rs. a. p.	Rs. a. p.	
1	Acquisition of land and building at Worli Hill for the purpose of quarters for Love Grove Station Engineering staff and filling in land required for Central Stores.	4,600 0 0	4,600 0 0	
2	Widening of Church Gate Street and Armenian Lane and construction of a new straight road from the junction of Esplanade Road and Armenian Lane eastwards to Tamarind Lane :—						
	Total cost including the purchase of frontages ...	17,00,000 0 0	8,89,866 5 7	8,10,133 10 5	
	<i>Loss</i> —Amount to be recovered by the sale of frontages ...	10,00,000 0 0	Cr. 1,10,133 10 5	Cr. 8,89,866 5 7	
		7,00,000 0 0	Cr. 1,10,133 10 5	8,10,133 10 5	
2	Construction of Dadar-Kumbharwada Road (Total cost including the purchase of frontages) ...	6,37,485 0 0	6,12,815 5 0	25,119 11 0	
	<i>Loss</i> —Amount to be recovered by the sale of frontages in 1919-20 ...	2,93,836 0 0	2,93,836 0 0	
	Net estimated cost ...	3,43,649 0 0	3,18,979 5 0	25,119 11 0	
4	Construction of a new proposed road from Cadell Road towards the Hindu Burial Ground ...	1,100 0 0	95 0 0	1,004 0 0	
5	Construction of a new straight road from the junction of Old Parbhadevi Road and the proposed Foras Road to join the widened Mahim Bazar Road :—						
	Total cost including the purchases of frontages ...	2,24,000 0 0	1,03,795 13 11	2,20,204 2 1	
	<i>Loss</i> —Amount to be recovered by the sale of frontages.	1,00,000 0 0	1,00,000 0 0	
		2,24,000 0 0	3,795 13 11	2,20,204 2 1	
6	Constructing a Mechanical Filtration Plant at Tulsī Lake for purifying Tulsī water and the work of conversion of the obsolete filters at Malabar Hill into Reservoir storage ...	1,50,000 0 0	8,013 6 0	1,41,986 10 0	
	Tansa Triplication—Cost of making a survey of the country through which a new aqueduct is to be constructed ...	18,000 0 0	2,436 11 7	15,563 4 5	
	Extension of the ovoid sewer from Matunga to Dharavi for the sewerage of the north of the Island ...	1,00,000 0 0	Cr. 118 7 5	1,00,118 7 5	
		15,41,299 0 0	10,450 1 7	2,12,023 1 1	1,57,645 14 5	11,61,179 14 11	

D. ROBERTSON,
Special Chief Accountant.

H. B. CLAYTON,
Municipal Commissioner.

Appendix

STATEMENT showing the quantity and value of several articles upon which Town Duty was

Duty Collected by	GRAIN AND PULSE AT 6 ANNAS PER CANDY.			FLOUR OF ALL SORTS AT 7 1/2 PER CENT. OF THE RATE AT THE TIME BEING LEVIED ON THE GRAIN FROM WHICH FLOUR IS PREPARED.			WINES AND SPIRITS AT 4 ANNAS PER GALLON.			BEER AT 6 PIES PER GALLON.		
	Candies.	Futras.	Amount of Duty.	Candies.	Futras.	Amount of Duty.	Gallons.	Pints.	Amount of Duty.	Gallons.	Pints.	Amount of Duty.
BOMBAY PORT TRUST.			Rs. a. p.			Rs. a. p.			Rs. a. p.			Rs. a. p.
April 1919	3,74,851	6	1,40,374 6 6	9	4 1/2	2 11 0	14,444	3	8,511 1 0	1,32,309	..	3,375 2 6
May	5,08,057	5 1/2	1,90,521 10 0	43,735	4 1/2	10,931 6 2	32,944	..	1,060 12 0
June	3,37,639	4 1/2	1,26,514 13 8	40,401	6 1/2	10,100 7 1	7,384	..	230 19 0
July	2,24,749	7 1/2	84,921 3 5	56	5 1/2	19 19 0	32,311	7	8,152 15 6	48,354	..	1,526 11 0
August	2,54,365	6 1/2	95,163 7 0	43,185	3 1/2	10,796 5 10	71,558	..	2,236 3 0
September	1,89,194	8	68,697 15 9	0 1 0	44,668	..	11,141 8 0	35,384	..	1,134 8 0
October	43,542	2 1/2	16,333 6 0	67,765	7 1/2	16,941 7 11	55,470	6 1/2	1,733 7 3/4
November	1,11,997	1	41,773 15 3	139	..	37 8 0	36,934	7 1/2	9,068 11 8	1,10,396	..	3,443 13 0
December	1,28,937	4	47,501 8 6	6	..	1 11 0	44,690	6 1/2	11,172 11 1	1,11,140	..	3,478 2 0
January 1920	1,37,384	1 1/2	33,772 13 0	742	7 1/2	208 15 0	76,949	6 1/2	19,339 15 4	1,11,980	..	3,497 13 0
February	1,08,389	2	40,845 15 0	348	7 1/2	70 9 0	87,148	..	9,265 13 0	1,12,019	6 1/2	3,500 9 11
March	8,48,154	3	1,29,432 14 8	20	3 1/2	5 12 0	51,884	1 1/2	13,971 0 8	1,47,436	..	4,667 8 0
Total	37,05,143	6 1/2	10,14,428 14 3	1,226	6 1/2	348 0 0	5,83,313	4 1/2	1,83,928 6 3	9,68,326	6 1/2	30,260 3 10
G. I. P. RAILWAY.												
April 1919	40,126	6 1/2	15,047 3 0	669	4 1/2	188 5 0	1,920	..	480 0 0	19,440	..	607 8 0
May	74,890	5 1/2	28,084 0 0	1,381	4 1/2	388 9 0	81,104	4 1/2	20,375 2 5	16,668	..	577 12 0
June	26,469	4	9,928 1 0	49,732	6 1/2	12,433 3 2	23,736	..	898 0 0
July	21,377	2 1/2	8,016 8 0	2,382	1 1/2	888 19 0	861	..	315 4 0	46,382	..	1,418 4 1/2
August	19,939	6 1/2	7,484 15 0	54	5 1/2	15 6 0	81,934	6 1/2	20,451 3 8	24,890	..	766 4 0
September	13,339	13 1/2	4,999 15 0	1,050	5 1/2	298 8 0	104	..	26 0 0	64,406	..	2,012 11 0
October	16,388	1 1/2	6,899 5 0	1,760	4	440 2 0	42,640	..	1,332 8 1/2
November	36,311	1 1/2	13,616 11 0	51,676	3 1/2	12,913 1 7	52,220	..	1,631 14 0
December	90,191	1 1/2	33,821 11 0	4,941	..	1,389 11 0	56,002	1 1/2	14,000 8 10	16,692	..	511 10 0
January 1920	83,339	5 1/2	19,987 6 0	4,310	1 1/2	1,331 0 0	1,01,318	7 1/2	25,329 11 7	9,020	..	291 14 0
February	88,304	4	14,364 8 0	0 2 0	54,165	6	13,541 7 0	4,168	4	130 15 3
March	22,348	4	8,360 8 0	866	3 1/2	243 9 0	68,918	6 1/2	17,329 1 11	6,386	..	199 9 0
Total	4,56,069	..	1,70,618 6 0	16,856	3 1/2	4,740 14 0	5,89,468	8 1/2	1,47,970 18 9	8,20,178	..	10,918 1 3
S. B. & C. I. RAILWAY.												
April 1919	59,875	3 1/2	14,953 4 0	3,073	2 1/2	864 6 0	4,405	6	1,101 7 0	3,836	..	268 12 0
May	38,816	3 1/2	14,556 2 0	2,560	1 1/2	731 5 0	4,930	..	1,284 12 0	4,400	..	187 6 0
June	59,683	7 1/2	23,437 11 10	1,960	3 1/2	565 8 0	5,431	..	1,572 12 0	4,452	..	199 2 0
July	42,483	6 1/2	15,920 8 0	2,864	..	805 9 0	5,235	..	1,308 4 0	2,090	..	8 5 0
August	35,690	4 1/2	13,333 15 0	4,555	1 1/2	1,281 3 0	4,819	..	1,204 12 0
September	25,547	1 1/2	8,220 3 0	1,844	6 1/2	518 12 0	5,004	..	1,231 0 0	5,460	..	108 2 0
October	23,377	2 1/2	8,756 8 0	1,956	6 1/2	560 5 0	2,429	..	607 4 0
November	62,032	1 1/2	19,512 1 0	1,364	6 1/2	383 13 0	2,678	..	869 6 0
December	68,503	1 1/2	26,688 11 0	1,169	6 1/2	329 0 0	3,927	..	731 12 0
January 1920	65,031	5 1/2	24,386 14 0	4,474	1 1/2	1,258 6 0	8,150	..	787 8 0
February	72,057	5 1/2	27,021 10 0	5,436	1 1/2	1,528 15 0	3,661	..	890 4 0	8	..	0 4 0
March	79,716	6 1/2	29,893 13 0	6,991	6 1/2	3,328 15 0	3,416	..	864 0 0
Total	6,00,935	7 1/2	2,26,350 15 10	40,191	5	11,286 14 0	48,044	6	19,011 8 0	22,946	..	717 1 0
GRAND TOTAL	37,61,083	5 1/2	14,10,408 4 3	59,314	1 1/2	16,372 13 0	11,76,841	8	3,89,710 7 0	13,21,450	..	41,295 5 1
Deduct— Refunds passed by the Town Duty Refund Officer	20,68,198	6 1/2	7,75,574 9 0	2,12,143	1 1/2	59,665 0 0	1,33,909	..	30,998 0 0	5,10,668	..	16,958 6 6
Net Revenue .. .	16,92,889	7	6,34,833 11 8	10,42,932	6	2,61,712 7 0	8,10,782	..	24,336 15 1
Excess Refund over Collec- tion	1,53,925	..	43,292 4 0

ABSTRACT.

Balance of collections on 31st March 1919 due by—	Rs. a. p.	Rs. a. p.
Port Trust	13,586 9 9	
G. I. P. Railway	21,064 3 7	
B. B. & C. I. Railway	5,016 8 0	39,667 2 4
Add— Collections for 1919-1920—		
Port Trust	81,21,494 2 1	
G. I. P. Railway	6,31,597 13 8	
B. B. & C. I. Railway	4,84,648 1 7	42,37,739 1 5
Deduct— Refunds paid in 1919-1920 .. .	21,48,571 1 0	42,77,842 6 9
Balance of collections on 31st March 1920, due by—	Rs. a. p.	
Port Trust	9,935 5 9	
G. I. P. Railway	29,218 11 6	
B. B. & C. I. Railway	4,785 11 0	43,939 13 3
Deduct— Commission charges bill from B. B. & C. I. Railway for February 1919 recov- ered by the Railway Company in 1919-20 .. .	864 10 4	21,86,440 13 3
Collections from the G. I. P. Railway for 1919-20, credited in this office books in 1920-21 .. .	3,758 8 9	20,90,901 9 6
Add— Collections from the G. I. P. Railway for 1918-19 credited in this office books in 1919-20 .. .	14,828 10 11	4,628 8 1
Commission charges Bill from B. B. & C. I. Railway for January and February recovered by the Railway Companies in 1920-21 .. .	2,388 3 11	20,89,378 6 5
Total .. .	31,03,440 5	17,161 14 10

D. ROBERTSON,
Special Chief Accountant.

No. 15.

levied during 1919-20 under Section 192 (1) of the City of Bombay Municipal Act of 1888.

SUGAR AT 8 ANNAS PER CWT.		GHEE AT 10 ANNAS PER BOMBAY MAUND.			TIMBER AT 2½ PER CENT. ON MARKET VALUE.		FIREWOOD AT 2 ANNAS PER CANDY.			Total Monthly Collections.
Owts. qrs. lbs.	Amount of Duty.	Maunds.	Seers.	Amount of Duty.	Value.	Amount of Duty.	Candies.	Maunds.	Amount of Duty.	
	Rs. s. p.			Rs. s. p.	Rs. s. p.	Rs. s. p.			Rs. s. p.	Rs. s. p.
65,833 3 10½	81,916 6 9	20,889	7	18,086 18 9	9,69,035 3 4	24,240 14 1	58,817	14	7,352 3 0	2,24,356 12 7
65,925 0 21	42,984 1 5	22,890	36	14,866 13 6	14,48,965 13 4	36,334 2 4	39,903	7	4,987 14 6	2,00,996 12 0
42,771 0 0	21,865 8 0	12,899	88	1,637 7 6	18,52,789 9 8	46,319 11 8	597	14	74 11 0	2,06,418 6 8
114,725 0 0	57,382 8 0	61	82	88 10 0	9,33,058 0 8	33,076 6 6	88	14	11 1 0	1,74,468 8 4
290,611 1 14	1,46,805 11 0	4,718	25	2,946 0 8	9,21,176 5 4	23,029 7 4	69	..	8 10 0	3,79,765 12 5
276,334 8 0	1,37,867 6 0	12,889	24	8,024 12 0	11,48,941 4 0	38,721 0 6	8,761	14	469 15 0	2,55,846 2 9
99,080 0 14	46,540 1 0	16,842	26	10,401 10 6	23,04,392 1 4	57,657 4 10	30,600	..	3,825 0 0	1,53,427 5 8
287,084 2 0	1,48,642 4 0	16,717	13	8,833 5 8	14,93,326 14 0	37,080 10 9	30,691	..	3,836 6 0	2,48,554 2 11
381,388 1 17½	1,80,693 3 3	26,784	3	17,900 0 9	16,35,788 12 0	40,894 9 6	21,241	21	2,655 8 8	6,04,451 15 7
305,807 3 14	1,52,908 15 0	20,603	10	12,876 6 8	27,80,393 5 4	69,759 12 4	30,514	14	3,814 5 0	2,95,074 0 2
412,241 0 3½	2,06,630 8 3	12,187	16	8,223 6 0	17,65,115 13 4	44,077 14 4	37,470	14	4,688 13 0	2,17,107 15 0
314,739 0 7	1,57,389 8 8	11,710	12	7,318 16 0	15,50,294 12 8	38,767 5 11	85,029	18½	10,628 11 4	8,61,091 9 8
2,648,542 0 17½	19,24,271 1 3	1,70,879	4	1,06,674 7 0	1,87,93,472 8 0	4,69,899 5 0	3,88,774	18½	42,548 18 4	51,21,434 2 1
10,208 0 0	5,104 0 0	19,166	89	11,079 5 9	49,335 0 0	1,080 14 0	1,059	..	131 8 0	34,618 11 9
16,701 1 0	7,850 10 0	37,061	..	16,946 14 0	61,802 8 0	1,282 8 0	958	..	119 13 0	75,426 4 5
13,695 2 0	6,848 4 0	27,381	85	17,101 2 8	39,845 0 0	808 10 0	1,027	..	128 6 0	58,143 10 11
29,792 3 0	14,896 6 0	31,390	8	19,575 1 8	26,835 0 0	670 10 0	894	..	49 0 0	46,678 12 8
14,187 0 0	7,093 8 0	22,769	56	14,324 16 0	39,075 0 0	801 14 0	678	14	34 13 0	60,963 5 3
25,460 2 14	13,230 5 0	5,420	13	3,423 3 3	34,847 8 0	571 3 0	1,237	..	164 10 0	25,015 7 8
14,315 3 0	7,497 14 0	16,768	4	9,867 9 0	14,250 0 0	356 4 0	900	..	120 0 0	26,473 10 0
11,025 1 0	5,512 10 0	26,941	87	14,536 3 8	21,470 0 0	536 13 0	692	..	47 12 0	43,790 15 10
26,226 0 0	14,118 0 0	34,269	32	21,414 14 0	23,252 8 0	556 5 0	332	..	41 8 0	55,559 3 10
36,990 8 0	18,498 2 0	26,433	3	16,520 10 9	20,375 0 0	509 6 0	352	..	44 0 0	62,549 2 4
33,654 3 0	16,777 6 0	17,971	12	11,232 1 0	15,500 0 0	387 8 0	688	..	66 0 0	55,518 10 8
10,439 3 14	5,219 15 0	14,754	13	8,221 7 9	41,167 8 0	1,028 16 0	884	..	48 0 0	41,671 1 3
246,198 0 0	1,22,499 0 0	2,65,592	31	1,66,986 7 9	3,35,685 0 0	6,890 14 0	6,434	14	1,054 5 0	6,31,697 18 9
403 2 14	231 13 0	23,440	8	14,776 2 0	24,535 0 0	613 6 0	24,190	..	3,023 19 0	85,829 14 0
912 8 0	458 6 0	21,058	16	13,181 8 0	30,850 0 0	771 4 0	20,595	..	2,674 6 0	39,628 3 0
731 3 14	365 15 0	58,186	28	22,685 7 0	26,075 0 0	681 14 0	21,161	..	2,645 2 0	50,704 5 10
258 1 0	126 10 0	47,187	26	29,479 13 0	35,920 0 0	898 0 0	16,403	14	2,350 7 0	50,902 3 0
.....	74,819	16	46,768 6 0	50,935 0 0	1,373 6 0	27,003	14	3,375 7 0	67,287 0 0
809 2 0	354 12 0	22,819	28	14,262 5 0	19,607 8 0	490 8 0	22,384	14	2,795 8 0	28,510 14 0
23 2 14	11 13 0	22,138	..	18,833 2 0	6,980 0 0	174 8 0	21,999	14	2,749 3 0	23,692 11 0
87 0 14	48 8 0	9,503	32	6,939 14 0	10,715 0 0	267 14 0	16,501	14	2,212 11 0	29,129 5 0
516 8 14	358 7 0	16,728	37	12,330 8 0	7,402 8 0	185 1 0	17,881	..	2,335 2 0	41,768 8 0
2,718 1 14	1,359 3 0	9,702	82	6,064 4 0	900 0 0	32 8 0	20,175	..	2,221 14 0	26,400 9 0
3,962 2 14	1,981 5 0	8,785	86	5,459 15 0	29,611 14 0	740 4 9	23,086	..	2,885 12 0	65,508 5 9
2,225 0 0	1,112 8 0	8,867	24	5,542 4 0	5,900 0 0	132 8 0	35,857	..	3,232 2 0	44,296 2 0
1,2404 2 0	6,202 4 0	8,04,324	..	1,90,202 8 0	2,48,831 14 0	6,220 13 9	2,61,211	14	32,851 7 0	4,84,643 1 7
3,906,144 2 17½	14,53,072 5 8	7,40,595	35	4,62,872 6 9	1,93,98,039 6 0	4,64,950 15 9	6,06,430	18½	76,682 9 4	42,37,785 1 5
3,044,874 0 0	10,22,287 0 0	2,67,217	..	1,67,010 10 0	15,76,442 8 0	89,411 1 0	128	..	16 0 0	21,10,920 10 0
861,670 2 17½	4,30,785 5 3	4,78,378	35	2,95,861 12 9	1,78,21,896 14 0	4,46,539 14 9	6,08,229	18½	76,036 8 4	21,70,106 11 5
.....	-43,292 4 0
Net Revenue .. Rs ..										21,26,814 7 5

H. B. CLAYTON,
Municipal Commissioner.

Appendix No. 16.

STATEMENT showing the net Revenue derived on different dutiable articles during the last ten years commencing from 1910-11 to 1919-20.

Articles.	1910-11.	1911-12.	1912-13.	1913-14.	1914-15.	1915-16.	1916-17.	1917-18.	1918-19.	1919-20.
	@ annas 6.	@ annas 6.	@ annas 6.	@ annas 6.	@ annas 6.	@ annas 6.	@ annas 6.	@ annas 6.	@ annas 6.	@ annas 6.
Grain	4,43,484 15 8	4,67,041 1 4	4,26,970 4 8	4,28,562 8 5	4,85,874 6 9	6,87,104 4 0	5,62,407 12 1	6,24,658 10 4	6,93,975 9 11	6,84,833 11 3
	@ annas 4½.	@ annas 4½.	@ annas 4½.	@ annas 4½.	@ annas 4½.	@ annas 4½.	@ annas 4½.	@ annas 4½.	@ annas 4½.	@ annas 4½.
Flour	-26,023 5 0	-32,597 0 3	-33,911 15 0	-37,921 5 0	-37,935 1 0	-41,744 7 0	-66,917 11 0	-85,338 1 6	-56,194 5 0	-43,292 4 0
	@ annas 4.	@ annas 4.	@ annas 4.	@ annas 4.	@ annas 4.	@ annas 4.	@ annas 4.	@ annas 4.	@ annas 4.	@ annas 4.
Wines and Spirits ...	2,38,315 5 0	2,20,332 11 1	2,29,366 0 10	2,24,814 11 9	2,34,402 8 9	2,46,021 5 6	2,78,935 2 4	2,91,689 12 7	2,37,731 15 7	2,61,712 7 0
	@ pies 6.	@ pies 6.	@ pies 6.	@ pies 6.	@ pies 6.	@ pies 6.	@ pies 6.	@ pies 6.	@ pies 6.	@ annas 6.
Beer	11,298 15 0	11,518 1 3	10,217 10 5	15,216 6 4	14,859 8 5	13,189 7 8	23,578 14 5	19,792 8 0	23,927 7 11	25,336 15 1

	@ annas 8.	@ annas 3.	@ annas 8.	@ annas 8.	@ annas 8.	@ annas 8.	@ annas 8.	@ annas 8.	@ annas 8.	@ annas 8.
Sugar... ..	4,46,837 7 8	1,49,839 15 1	6,20,853 11 2	5,56,178 9 9	-1,23,089 10 3	5,59,283 8 7	3,73,017 3 6	5,37,049 1 3	3,41,438 10 6	4,30,785 5 3
	@ annas 10.	@ annas 10.	@ annas 10.	@ annas 10.	@ annas 10.	@ annas 10.	@ annas 10.	@ annas 10.	@ annas 10.	@ annas 10.
Ghee	2,54,687 13 2	2,62,599 15 6	2,37,877 2 6	2,55,818 1 0	2,62,513 3 9	2,79,053 0 8	2,64,308 9 0	3,40,852 9 10	2,16,521 14 3	2,95,861 12 9
	@ 2½%	@ 2½%	@ 2½%	@ 2½%	@ 2½%	@ 2½%	@ 2½%	@ 2½%	@ 2½%	@ 2½%
Timber	1,53,324 14 5	1,95,427 10 10	1,70,192 13 2	2,09,485 8 6	1,98,770 0 0	2,05,571 2 4	3,45,539 0 11	3,98,020 12 2	2,28,983 12 1	4,45,539 14 9
	@ annas 2.	@ annas 2.	@ annas 2.	@ annas 2.	@ annas 2.	@ annas 2.	@ annas 2.	@ annas 2.	@ annas 2.	@ annas 2.
Firewood	70,248 5 1	72,056 1 10	70,327 10 8	69,788 3 9	60,844 9 6	68,179 10 6	65,892 4 6	65,869 2 6	93,423 15 6	76,036 9 4
Total Rs...	15,92,169 7 0	18,53,208 8 8	17,31,893 6 5	17,16,899 12 6	10,45,689 4 11	19,66,557 15 10	18,41,259 3 9	22,12,094 7 2	17,75,003 5 9	21,70,106 11 5

N.D.— This statement shows the net Revenue after deducting from gross collections refunds *passed* for payment by the Deputy Assessor and Town Duty Refund Officer though such refunds may not actually have been fully paid.

D. ROBERTSON,
Special Chief Accountant.

H. B. CLAYTON,
Municipal Commissioner.

STATEMENT showing the actual Collections, Refunds admitted and Net

ARTICLES.	1915-16.						1916-17.					
	Gross Collections.		Refunds.		Net Revenue.		Gross Collections.		Refunds.		Net Revenue.	
	Ra.	a. p.	Ra.	a. p.	Ra.	a. p.	Ra.	a. p.	Ra.	a. p.	Ra.	a. p.
Grain	11,08,548	15 0	4,71,489	11 0	6,37,104	4 0	10,86,650	15 1	5,24,243	8 0	5,62,407	12
Flour	1,266	8 0	48,010	15 0	—41,744	7 0	6,115	2 0	78,032	18 0	—66,917	11
Wines and Spirits	2,76,014	10 6	29,993	5 0	2,46,021	5 6	3,04,194	0 4	30,268	14 0	2,73,926	2
Beer	29,798	1 8	16,603	10 0	13,189	7 8	40,701	8 5	17,122	10 0	23,578	14
Sugar	15,48,831	12 7	9,89,548	4 0	5,59,283	8 7	15,55,118	6 6	11,82,101	3 0	3,73,017	8
Ghee	3,92,462	6 3	1,18,409	6 0	2,79,053	0 3	4,54,179	11 0	1,89,878	2 0	2,64,301	9
Timber	2,35,009	2 4	29,488	0 0	2,05,571	2 4	2,72,858	10 11	27,414	10 0	2,45,444	0 1
Firewood	68,179	10 6		68,179	10 6	68,892	4 6		68,892	4
Total Ra. ...	36,60,101	2 10	16,98,448	8 0	19,66,657	15 10	38,85,805	10 9	20,44,046	7 0	18,41,259	8

D. ROBERTSON,
Special Chief Accountant.

No. 17.

Revenue during the five years from 1915-16 to 1919-20.

1917-18.			1918-19.			1919-20.											
Gross Collections.		Refunds.	Net Revenue.		Gross Collections.		Refunds.	Net Revenue.		Gross Collections.		Refunds.	Net Revenue.				
Rs.	a. p.	Rs.	a. p.	Rs.	a. p.	Rs.	a. p.	Rs.	a. p.	Rs.	a. p.	Rs.	a. p.	Rs.	a. p.		
5,83,173	9 4	7,57,514	15 0	6,24,658	10 4	13,47,348	10 11	7,13,268	1 0	6,33,975	9 11	14,10,408	4 3	7,75,574	9 0	6,34,833	11 3
28,715	2 6	1,14,053	4 0	35,338	1 6	6,824	5 0	63,018	10 0	56,194	5 0	16,872	12 0	59,665	0 0	43,232	4 0
5,18,752	9 7	27,062	13 0	2,91,689	12 7	2,63,811	15 7	25,580	0 0	2,37,731	15 7	2,92,710	7 0	30,998	0 0	2,61,712	7 0
29,311	10 0	10,019	2 0	19,792	8 0	33,093	8 11	10,166	1 0	22,927	7 11	41,295	5 1	15,958	6 0	25,336	15 1
17,42,543	7 3	12,05,494	6 0	5,37,049	1 3	15,75,620	5 6	12,34,181	11 0	3,41,438	10 6	14,53,072	5 3	10,32,287	0 0	4,30,785	5 3
5,45,538	1 10	2,04,685	8 0	3,40,852	9 10	5,14,731	6 3	2,98,259	8 0	2,16,521	14 3	4,62,372	6 9	1,67,010	10 0	2,95,361	12 9
4,22,431	7 2	24,410	11 0	3,98,020	13 2	2,48,200	8 1	19,216	12 0	2,28,368	12 1	4,84,958	4 0	39,411	1 0	4,45,539	14 9
85,369	2 6		85,369	2 6	1,01,724	10 6	8,360	11 0	93,423	15 6	76,052	9 4	16	0 0	76,036	9 4
45,55,835	2 2	23,45,240	11 0	22,12,094	7 2	40,90,800	6 9	23,71,991	6 0	17,75,003	5 9	42,37,742	5 8	21,10,920	10 0	21,70,106	11 5

H. B. CLAYTON,
Municipal Commissioner.

Statement showing Town Duty Collections from each source month by month with

MONTH.	Grain and Pulse.		Flour of all sorts.		Wines and Spirits.		Beer.	
	Duty Collected by							
	1918-19.	1919-20.	1918-19.	1919-20.	1918-19.	1919-20.	1918-19.	1919-20.
	Rs. a. p.	Rs. a. p.	Rs. a. p.	Rs. a. p.	Rs. a. p.	Rs. a. p.	Rs. a. p.	Rs. a. p.
BOMBAY PORT TRUST.								
April	14,766 12 0	1,40,574 6 8	1 11 0	2 11 0	7,607 4 9	3,411 1 0	3,235 0 0	3,863 2 0
May	9,453 2 11	1,30,521 10 0	16,884 15 3	10,971 6 2	889 9 0	1,000 12 6
June	46,472 10 3	1,28,614 13 3	4,394 14 5	10,100 7 1	1,232 10 9	250 12 0
July	5,163 1 8	64,381 8 5	18 12 0	41,811 9 6	8,182 15 6	4,649 6 9	1,392 11 0
August	20,617 14 8	95,388 7 0	5,889 8 3	10,796 8 10	1,333 11 0	2,236 2 0
September ..	30,650 18 8	68,697 15 9	0 1 0	11,946 14 0	11,141 8 0	1,303 12 6	1,124 8 6
October	16,371 8 6	16,378 6 0	15,127 12 2	16,941 7 11	2,110 16 5	1,733 7 5
November .. .	53,776 8 0	43,778 15 8	5 2 0	27 2 0	6,880 8 8	8,933 11 8	3,079 6 0	3,446 12 0
December .. .	53,220 12 0	47,601 4 6	1 11 0	10,356 8 7	11,173 11 1	2,889 12 0	3,472 2 0
January	65,089 13 6	32,779 13 0	5 13 0	208 15 0	18,152 7 5	19,239 15 4	2,854 13 0	8,497 13 0
February .. .	78,619 7 9	40,646 15 6	70 0 0	7,978 13 1	9,286 12 0	876 5 10	8,600 9 11
March	1,16,001 9 8	21,9,432 14 3	5 13 0	7,948 10 9	12,971 0 8	3,061 8 8	4,507 6 0
Total ..	5,60,178 6 2	10,14,428 14 5	18 10 0	245 0 0	1,40,446 8 10	1,83,328 3 3	28,506 0 11	80,240 2 10
G. I. P. RAILWAY.								
April	54,485 2 3	15,047 8 0	285 13 0	188 5 0	507 14 0	430 0 0	258 8 0	607 8 0
May	94,173 11 0	26,094 0 0	388 9 0	474 13 0	3,375 2 5	164 4 0	517 12 0
June	37,742 7 0	9,926 1 0	325 9 0	32,438 3 2	327 8 0	898 0 0
July	49,021 13 0	6,016 3 0	888 12 0	187 0 0	215 4 3	193 8 0	1,418 8 0
August	75,553 0 0	7,484 15 0	464 8 0	15 6 0	121 0 0	30,481 3 3	325 0 0	786 9 0
September ..	1,02,371 3 0	4,999 15 0	298 8 0	718 12 0	36 0 0	1,092 0 0	2,012 11 8
October	26,366 4 0	6,899 5 0	677 4 0	387 8 0	440 3 0	357 8 0	1,332 8 0
November .. .	11,407 8 0	13,616 11 0	404 6 0	379 0 0	12,319 1 7	189 0 0	1,631 14 0
December .. .	8,240 7 0	35,821 1 0	12 3 0	1,389 11 0	304 7 0	14,900 8 10	463 2 0	521 10 0
January	10,778 15 0	19,967 16 0	117 1 0	1,321 0 0	62,967 3 0	25,329 11 0	586 0 0	281 14 0
February .. .	14,805 4 0	14,364 3 0	344 1 0	0 2 0	382 0 0	18,541 7 0	885 0 0	129 15 2
March	20,663 4 0	3,180 3 0	876 11 0	243 9 0	31,784 6 9	17,229 1 11	498 6 0	199 0 0
Total ..	5,14,860 13 9	1,70,628 6 0	3,150 9 0	4,740 14 0	98,210 6 9	1,47,370 18 9	4,997 7 0	10,818 1 3
B. E. & G. I. RAILWAY.								
April	27,034 0 0	14,388 4 0	119 6 0	864 6 0	1,208 4 0	1,101 7 0	28 5 0	266 12 8
May	31,712 0 0	1,453 2 0	101 9 0	721 5 0	1,386 6 0	1,234 12 0	202 0 0	137 8 0
June	37,246 11 0	23,437 11 10	192 14 0	508 6 0	993 12 0	1,372 13 0	208 9 0	130 2 0
July	36,588 12 0	15,320 3 0	205 12 0	805 9 0	1,464 0 0	1,806 4 0	90 11 0	65 5 0
August	32,218 5 0	18,368 15 0	222 4 0	1,281 2 9	1,296 8 0	1,264 12 0	134 1 0
September ..	22,508 10 0	6,830 3 0	381 14 0	518 12 6	1,747 0 0	1,251 9 0	185 2 0	108 2 9
October	24,505 10 0	8,766 3 0	163 0 0	550 5 0	1,420 12 0	607 4 0	84 6 0
November .. .	9,015 11 0	19,512 1 0	198 8 0	283 13 0	1,332 7 0	869 3 0	80 8 0
December .. .	14,804 4 9	28,886 11 0	250 6 0	329 0 0	712 8 0	731 12 0	165 0 0
January	22,013 11 0	24,386 14 0	651 13 6	1,259 8 0	840 4 0	787 8 0	167 0 0
February .. .	14,817 1 9	27,021 10 0	768 3 0	1,528 15 0	763 4 0	890 4 0	97 7 0	0 4 0
March	23,294 15 0	29,693 18 0	504 9 0	2,623 13 0	994 6 0	884 0 0	167 0 0
Total ..	3,02,210 7 0	2,26,350 18 10	3,860 3 0	11,286 14 0	14,655 5 0	12,011 3 0	1,595 1 0	717 1 0
GRAND TOTAL ..	12,47,348 10 11	14,10,408 4 3	5,824 5 0	16,372 13 0	2,63,211 15 7	2,92,710 7 0	33,098 3 11	41,295 5 1
<i>Deduct—</i>								
REFUNDS PASSED BY THE DEPUTY ASSESSOR AND TOWN DUTY REFUND OFFICERS.								
NET REVENUE ..	6,13,973 9 11	6,84,638 11 3	56,194 5 0	43,292 4 0	2,37,731 15 7	2,61,713 7 0	22,927 7 11	23,826 15 1

* Revenue from Town Duty—
For 1918-1919 Rs. a. p. 17,15,809 0 2
For 1919-1920 21,24,814 7 5

Add—Refunds admitted by the Deputy Assessor & T. D. R. Officer for 1918-19 Rs. 22,71,991 6 0
Refunds passed by the Accounts Office in 1918-19 23,57,738 16 0
Increase Rs. 4,08,005 6 8

Difference Rs. 1,14,867 7 4

Difference between collections payable on 1st April 1918

Rs. 1,09,844 4 6.

" " " " " 1919 86,607 3 4

Rs. 1,90,656 14 0

Deduct—Difference between the amount credited in 1918-19.. Rs. 39,178 18 4
" " " " " 1919-20.. " 21,243 1 10

1,400 4 8

1,91,506 3 2

1,23,778 10 2

Refunds admitted by the Dy. Assr. & T. D. R. Officer for 1918-20 .. Rs. 21,10,920 10 6
Refunds passed by the Accounts Office in 1918-20 21,42,661 3 6

Difference Rs. 21,480 7 0

131,400 8 0

Deduct—Difference between collections payable on 1st April 1919.. Rs. 39,607 5 4
" " " " " 1920 43,623 13 2

4,892 8 11

Deduct—Difference between the amount credited in 1919-20 .. Rs. 17,161 14 10
" " " " " 1920-21 4,923 3 1

19,598 11 9

2,900 4 10

D. ROBERTSON,
Special Chief Accountant.

No. 18.

the refunds admitted for the year 1919-20 as contrasted with those for the year 1918-19.

Sugar.		Ghee.		Timber.		Firewood.		Total monthly collection.	
1918-19.	1919-20.	1918-19.	1919-20.	1918-19.	1919-20.	1918-19.	1919-20.	1918-19.	1919-20.
Rs. a. p.	Rs. a. p.	Rs. a. p.	Rs. a. p.	Rs. a. p.	Rs. a. p.	Rs. a. p.	Rs. a. p.	Rs. a. p.	Rs. a. p.
2,38,538 4 2	21,916 0 0	16,866 1 6	18,086 15 3	20,308 0 0	24,246 14 1	8,808 14 9	7,352 5 0	3,07,814 0 9	3,24,856 12 7
8,307 1 0	42,964 1 8	66 9 9	14,806 18 6	22,253 9 10	26,222 2 4	4,982 4 0	4,987 14 6	61,638 4 6	8,00,998 12 0
99,420 14 0	21,385 9 0	2,050 9 9	1,697 7 4	15,117 14 0	49,519 11 8	222 9 0	74 11 0	1,68,911 2 2	2,00,413 6 6
1,13,998 15 7	47,362 8 0	81 7 9	38 10 0	15,534 2 8	23,076 8 5	32 7 0	11 1 0	1,80,674 2 4	1,74,466 8 4
46,705 1 0	1,45,303 11 0	967 15 9	2,948 0 2	9,460 2 5	23,023 7 4	32 1 0	6 10 0	84,645 9 10	2,79,705 12 5
32,787 6 0	1,37,687 8 0	7,100 6 2	8,074 13 0	19,187 10 5	29,721 0 6	269 4 0	488 15 0	84,788 2 8	2,55,846 2 2
2,84,080 15 3	48,540 1 0	7,105 2 9	10,401 10 6	5,675 5 2	57,657 4 10	2,617 10 0	3,825 0 0	1,84,069 1 3	1,58,427 5 8
69,041 13 0	1,43,542 4 0	2,287 15 9	9,833 5 3	18,872 3 11	37,080 10 9	1,797 8 0	3,630 8 9	1,70,880 6 11	2,46,824 2 11
1,84,510 5 2	1,80,692 8 2	12,050 2 3	17,990 0 8	13,548 15 8	40,894 9 6	4,939 13 6	2,655 8 4	3,87,316 0 3	3,04,881 15 7
3,41,872 13 8	1,52,893 15 0	10,678 2 6	12,376 6 6	20,114 4 6	69,769 13 4	7,508 7 0	3,814 5 9	3,91,848 0 7	2,93,074 0 3
68,581 15 9	2,06,620 8 8	1,135 2 2	9,223 6 0	10,023 10 7	44,077 13 4	5,355 12 0	4,688 18 0	1,89,661 2 3	3,17,107 15 0
78,807 15 6	1,67,869 8 8	9,737 13 9	7,318 13 9	32,689 7 5	23,767 5 11	7,077 2 6	10,638 11 4	2,65,251 8 10	3,01,091 9 7
13,54,846 9 0	13,24,271 1 9	89,447 11 0	1,06,074 7 0	2,08,645 6 7	4,69,839 5 0	44,462 12 6	42,846 12 4	23,60,548 12 0	21,21,404 2 1
9,016 7 0	5,104 0 0	10,231 11 6	11,979 5 2	918 14 0	1,080 14 0	840 0 0	131 8 0	76,533 8 6	84,616 11 3
10,749 15 0	7,890 10 0	8,615 4 6	16,908 14 0	1,943 1 0	1,292 9 0	1,046 10 0	119 19 0	1,17,161 10 6	75,425 4 5
11,027 12 0	6,848 4 0	6,016 0 0	17,101 2 9	3,191 12 0	808 10 0	215 9 0	128 6 0	29,840 8 0	58,145 10 11
31,573 0 0	15,386 8 9	7,867 1 0	19,875 1 2	8,077 6 0	670 10 0	636 12 0	48 0 0	94,760 2 0	45,678 12 3
38,712 5 0	7,093 8 0	32,068 15 0	14,224 15 0	5,413 5 0	801 14 0	445 0 0	84 13 0	1,43,110 10 9	50,963 8 2
42,992 1 0	18,230 8 0	19,957 14 0	2,425 2 2	7,000 0 0	871 2 0	594 8 0	164 10 0	1,74,556 5 0	25,018 7 3
36,493 0 0	2,467 14 0	14,910 4 3	9,867 9 0	1,997 1 0	356 4 0	198 2 0	120 0 0	63,176 15 6	26,478 10 0
15,130 7 6	5,512 10 0	5,491 2 0	14,575 2 8	1,538 10 0	536 12 0	121 6 0	47 12 0	32,598 13 4	48,790 15 10
4,688 7 0	14,113 0 0	19,577 1 2	21,414 14 0	1,818 8 0	536 6 0	531 15 0	41 8 0	37,592 14 9	85,859 8 10
4,777 2 0	18,485 2 0	7,898 5 3	16,520 10 3	2,620 8 0	409 6 0	170 12 0	44 0 0	88,783 13 9	82,419 2 4
4,780 8 0	16,777 5 0	5,686 12 2	11,289 1 0	2,482 12 9	887 8 0	243 9 0	86 0 0	28,671 0 2	56,618 10 2
6,684 2 0	5,219 15 0	9,221 0 2	9,221 7 9	799 5 0	1,028 16 0	125 8 0	48 0 0	70,403 11 0	44,671 1 8
2,18,013 2 6	1,22,599 0 0	1,27,909 15 0	1,66,995 7 0	34,801 18 0	18,890 14 9	3,174 11 0	1,054 5 0	10,47,004 0 0	6,81,597 13 9
108 15 0	231 13 0	20,348 13 0	14,776 2 0	548 0 0	613 6 0	5,872 12 0	3,023 12 0	65,320 6 0	35,829 14 0
395 10 0	456 6 0	22,103 4 0	12,161 8 0	389 10 0	771 4 0	5,379 8 0	2,574 6 0	61,613 10 0	88,033 9 0
148 12 0	368 16 0	24,761 4 0	22,585 7 0	1,196 4 0	661 12 0	6,148 9 0	2,648 2 1	70,891 11 0	50,704 5 10
6 12 0	120 10 0	36,193 0 8	20,473 13 0	662 2 0	598 0 0	6,465 14 0	2,300 7 0	81,635 15 6	60,902 8 0
200 10 0	---	44,630 14 0	46,768 6 0	771 2 0	1,375 6 0	5,288 4 0	3,876 7 0	75,562 5 6	67,887 0 0
446 2 0	254 12 0	50,896 10 0	14,265 5 0	369 6 0	450 8 0	4,403 6 0	2,795 9 0	87,919 2 0	28,610 14 0
206 7 0	11 18 0	28,893 13 0	13,882 2 0	708 8 0	174 8 0	3,548 12 6	2,749 3 0	66,680 4 6	26,692 11 0
148 2 0	43 8 0	6,501 15 0	5,932 14 0	1,264 8 0	737 14 0	3,188 7 0	2,312 11 0	23,861 2 0	29,139 5 0
108 5 0	238 7 0	16,142 10 0	12,330 2 0	1,300 14 0	185 1 0	2,458 8 0	2,235 2 0	35,942 7 0	41,798 9 0
435 11 0	1,859 5 6	12,642 8 0	6,064 4 0	498 10 0	22 2 0	2,737 10 0	2,521 14 0	40,607 3 0	84,400 9 0
106 1 0	1,981 5 0	9,328 16 0	5,459 15 0	408 6 6	740 4 9	3,056 4 0	2,695 12 0	28,842 11 0	49,503 5 9
409 1 0	1,112 8 4	12,420 3 0	9,648 4 4	3,641 6 0	192 8 0	2,419 8 0	2,232 2 0	51,660 14 1	42,298 2 0
2,758 10 0	6,302 4 0	2,96,383 12 2	1,90,208 8 0	2,962 2 6	6,220 12 9	52,086 8 0	32,651 7 0	6,88,382 10 0	4,84,643 1 7
16,76,620 8 6	14,63,072 3 2	5,14,781 8 3	4,82,873 6 9	2,48,200 8 1	4,84,930 18 9	1,01,724 10 6	78,052 9 4	40,90,800 6 8	42,87,785 1 2
12,34,181 11 0	10,32,287 0 0	2,98,259 8 0	1,67,010 10 0	19,216 12 1	19,411 1 0	8,300 11 0	16 9 0	23,71,991 6 0	21,10,920 10 0
3,41,488 10 6	4,89,785 5 3	2,16,521 14 3	2,98,461 12 2	2,79,983 13 1	4,45,638 14 9	93,423 15 6	78,036 9 4	17,75,003 5 9	21,70,106 11 5

Rs. a. p.
3,72,781 13 6

3,68,537 10 1 Increase shown in Appendix No. 1.

H. B. CLAYTON,
Municipal Commissioner

Appendix No. 19.

STATEMENT showing (1) the Grants sanctioned for New Works, (2) the Expenditure incurred on them; and (3) the Balances of the grants remaining unexpended, which have been renewed for expenditure during 1920-21.

No.	NAME OF WORK.	Sanctioned Grants.		Expenditure.		Unexpended balances of the grants to be renewed.	
		For years previous to 1919-20.	For 1919-20.	For years previous to 1919-20.	For 1919-20.	For years previous to 1919-20.	For 1919-20.
	I—General Superintendence.	Rs. a. p.	Rs. a. p.	Rs. a. p.	Rs. a. p.	Rs. a. p.	Rs. a. p.
1	Removing old floor and providing re-inforced concrete floor on 3rd floor over Municipal Commissioner's Office	5,371 0 0	5,371 0 0
2	Converting the Commissioner's record room into office accommodation... ..	6,504 8 0	2,000 0 0	6,504 8 0	1,908 4 7
3	Construction of a fire proof petrol shed for 100 gallons in the Municipal Office Compound	273 0 0	272 7 1
	Total Rs.	6,777 8 0	7,371 0 0	6,776 15 1	1,908 4 7	5,371 0 0
	II—Assessment and Collection.						
4	Construction of a new toll Chowky at Sion	2,744 0 0	2,743 1 3
	IV—Public Gardens, including Victoria and Albert Museum.						
5	Raising and Altering the small masonry Tank used for watering the Gardens	180 0 0	156 12 0	23 0 0
6	Providing expanded metal to the C. I. Railway to the Parel Road side between Mallies quarters and the Garden Compound at the Victoria Gardens	4,992 0 0	4,900 0 0
7	Filling in the pond in the ante-lope enclosure at the eastern end of the Victoria Gardens...	10,000 0 0	10,000 0 0
	Total Rs.	5,172 0 0	10,000 0 0	156 12 0	14,923 0 0
	VI—Mechanical Branch.						
8	Construction of fire resisting petrol and carbide stores for the Municipal Workshops	4,850 0 0	2,077 11 2	2,772 0 0
	VIII—Miscellaneous—Drainage and Sluices.						
9	Reserve for Petty Drainage Works	7,829 0 0	18,000 0 0	5,906 6 8	14,328 15 5	1,590 0 0
10	Relieving arches at Falkland Road	5,000 0 0	4,935 14 10
11	Permanent manholes over drains	1,578 0 0	3,000 0 0	877 0 2	2,290 9 9
12	Providing 9" pipe drain in Argyle Road	9,883 0 0	9,883 0 0
13	Providing open side drain with Chambers at Tardeo Flats	2,551 0 0	1,835 8 4
14	Constructing a covered roadside drain from the junction of Borehat Lane and Cow Lane and connecting the same existing Road side covered drain at the Junction of Cow Lane and Kandewadi Lane	2,198 0 0	1,941 5 2	256 0 0
	Miscellaneous—Drainage and Sluices—Carried over Rs.	9,407 0 0	40,632 0 0	6,783 6 10	24,832 3 6	11,729 0 0
	Carried over Rs.	19,545 8 0	17,371 0 0	11,597 11 6	2,065 0 7	2,772 0 0	20,294 0 0

Appendix No. 19—continued.

No.	NAME OF WORK.	Sanctioned Grants.		Expenditure.		Unexpended balances of the grants to be renewed.	
		For years previous to 1919-20.	For 1919-20.	For years previous to 1919-20.	For 1919-20.	For years previous to 1919-20.	For 1919-20.
		Rs. a. p.	Rs. a. p.	Rs. a. p.	Rs. a. p.	Rs. a. p.	Rs. a. p.
	Brought forward Rs. ...	19,543 8 0	17,371 0 0	11,597 11 6	2,065 0 7	2,772 0 0	20,294 0 0
	Miscellaneous—Drainage and Sluices—Brought forward Rs.	9,407 0 0	40,632 0 0	6,788 8 10	24,832 8 6	11,729 0 0
	VIII—Miscellaneous Drainage and Sluices—contd.						
15	Removing the existing 6" pipe drain and connecting house drainage fittings between Pinjrapole and Masjid Streets	6,449 0 0	3,760 7 11
16	Paving a portion of water course in Vincent Road	4,286 0 0	477 7 5
17	Providing covered masonry storm-water drain in Chinchpokli Road	6,750 0 0	6,091 5 5	668 0 0
18	Proving 9" pipe sewer and raising the manholes and water gullies of the existing storm-water drain in the passage east of Tulsi Pipe Road	7,597 0 0	7,597 0 0
19	Providing 9" pipe sewer with passage West of Tulsi Pipe Road	1,047 0 0	1,047 0 0
20	Giving Street connections to storm-water drains in the City.	7,000 0 0	6,062 9 6
21	Providing new pattern storm-water entrances with C. I. gratings and frames in Elphinstone Reclamation	25,000 0 0	17,151 6 6	7,848 0 0
22	Completion of house drainage connections in different parts of the City	83,000 0 0	82,204 3 6	10 0 0
23	Extending 9" pipe sewer in Masjid Bunder siding Road from Argyle Road to Clive Road ...	7,674 0 0	5,967 9 11
24	Providing storm-water drain with half sized water entrances and water tables in a portion of Mahomedan Street ...	4,748 0 0	3,804 14 11
25	Extending 9" pipe sewer in Ghorapdeo Cross passage from the existing manhole in front of N. S. Depot 300 feet towards the east ...	8,443 0 0	2,155 15 10
26	Laying 9" pipe sewer in Reay Road north of Wadi Bunder Road ...	2,635 0 0	1,629 15 5
27	Providing a storm water drain with two water entrances in Outram Road ...	2,089 0 0	2,000 1 0
28	Covering with 1" wrought iron plate the flushing chamber at the junction of Forjett Street and Tardeo Road ...	25 0 0	22 8 0
29	Providing 2'-2" storm-water drain with water gullies and water tables in Churni Road and part of Girgam Back Road	6,324 0 0	4,994 15 9
30	Providing a 12" pipe storm-water drain along Hospital Lane to join the North end of Frere Road ...	8,671 0 0	2,263 14 7
	Miscellaneous—Drainage and Sluices—Carried over ...	40,016 0 0	1,81,711 0 0	29,628 5 9	90,579 11 8	28,889 0 0
	Carried over Rs. ...	19,543 8 0	17,371 0 0	11,597 11 6	2,065 0 7	2,772 0 0	20,294 0 0

Appendix No. 19—continued.

No.	NAME OF WORK.	Sanctioned Grants.		Expenditure.		Unexpended balances of the grants to be renewed.	
		For years previous to 1919-20.	For 1919-20.	For years previous to 1919-20.	For 1919-20.	For years previous to 1919-20.	For 1919-20.
		Rs. a. p.	Rs. a. p.	Rs. a. p.	Rs. a. p.	Rs. a. p.	Rs. a. p.
	Brought forward Rs. ...	19,543 8 0	17,371 0 0	11,597 11 6	2,065 0 7	2,772 0 0	20,294 0 0
	Miscellaneous—Drainage and sluices—Brought forward...	40,016 0 0	1,31,711 0 0	29,623 5 9	90,579 11 8	28,889 0 0
	VIII—Miscellaneous—Drainage and Sluices—conold.						
31	Providing a covered storm-water drain, &c., near premises No. 20 Nepean Sea Road to join the existing drain in Narayan Dabholkar Road ...	3,171 0 0	2,565 10 5
32	Affixing 9-24" connections in place of 12" connections to the main sewer at Worli near Pumping Station ...	3,598 0 0	2,011 10 9
33	Constructing a covered storm-water drain, &c., in Dadisat Agiary Street from Cathedral Street to Kalbadevi Road ...	20 0 0	14 12 5
34	Providing half-sized water entrances in Ali Umbar Street ...	4 0 0	8 10 4
35	Constructing a storm water drain in Khetwadi 6th Lane...	5 0 0	250 0 0	5 0 0	248 1 6
36	Constructing a storm-water drain in Khetwadi 8th Lane.	5 0 0	250 0 0	5 0 0	248 0 7
37	Providing a storm-water drain with manholes at Oval Street ...	20 0 0	14 12 4
38	Laying a 9" pipe sewer in the passage to the east of Parel Tank Road ...	7,595 0 0	7,595 0 0
39	Providing a 6" pipe drain with Inspection Chambers at the rear of eighteen premises on Municipal land at Dongri Street ...	1,731 0 0	1,227 11 8
40	Laying a 9" pipe sewer in Vanzarwadi passage at Mahim ...	7,250 0 0	5,316 9 3
41	Laying a 9" pipe sewer in Mahomedan Street ...	2,545 0 0	2,203 8 10
42	Laying a 9" pipe sewer at Ghelabhai Street ...	3,154 0 0	2,517 11 9	686 0 0
43	Constructing 1'-6" x 1'-6" storm-water drain with two manholes and full-sized water entrance at Falkland Road ...	969 0 0	130 0 0
44	Providing half-sized water entrances and six manholes in Lamington Road between Falkland Road and Foras Road ...	509 0 0	90 12 0
45	Providing half-sized water entrances in Masjid Street ...	4 0 0	8 10 4
46	Constructing 4 new sluice gates on the side of the storm-water channel near Love Grove	6,943 0 0	6928 9 0
47	Covering the Municipal open drain between Carrol Road and the private Street (known as Foras Road) off Carrol Road near the B. B. & C. I. Railway Elphinstone Road Station	6,642 0 0	6,642 0 0
48	Erecting a shed for store-room at the drainage Chowki at Babula Tank Road for the use of the Head Plumber	2,431 0 0	2,431 0 0
	Total Rs. ...	70,596 0 0	1,48,227 0 0	45,603 8 10	98,074 6 9	8,361 0 0	37,962 0 0
	Carried over Rs. ...	90,139 8 0	1,65,598 0 0	67,201 4 4	1,00,169 7 4	1,133 0 0	58,256 0 0

Appendix No. 19—continued.

No.	NAME OF WORK.	Sanctioned Grants.		Expenditure.		Unexpended balances of the grants to be renewed.	
		For years previous to 1919-20.	For 1919-20.	For years previous to 1919-20.	For 1919-20.	For years previous to 1919-20.	For 1919-20.
	Brought forward ... Rs	Rs. a. p. 90,189 8 0	Rs. a. p. 1,65,598 0 0	Rs. a. p. 57,201 4 4	Rs. a. p. 1,00,069 7 4	Rs. a. p. 11,133 0 0	Rs. a. p. 58,256 0 0
	IX—Streets and Buildings.						
49	Converting the Northbrook Garden into a play ground for children	6,490 0 0	787 14 7	1,800 0 0
50	Development of land acquired at Golanji Hill for Stone Depot	5,994 0 0	3,587 3 7
51	Reconstructing as an experimental measure with cement concrete bottoming, &c. the portion of Frere Road in front of the main gates of the Princess Docks from Kalyan Street to Musjid Siding ...	8,244 0 0	3,098 4 8
52	Improving the gradient of a portion of Musjid Bunder Road	11,368 0 0	735 0 0	11,368 0 0	713 0 9
53	Improving the gradients at Worli Road	6,800 0 0	6,800 0 0
54	Construction of a new flight of steps leading to the Elphinstone Road Bridge	4,938 0 0	4,933 0 0
55	Converting the Falkland Road Garden into a play ground for children	2,100 0 0	38 0 0	200 0 0
56	Providing five water posts for better watering of roads in G Ward	2,660 0 0	2,087 15 0
57	Lowering water mains a Worli..	9,620 0 0	8,480 8 0
	Total Rs. ...	41,729 0 0	17,145 0 0	20,967 5 5	15,993 3 9	6,433 0 0
	X—Water Works.						
58	Laying a 6" main from Malabar Hill Reservoir to connect the 6" main in Nepean Sea Road	585 0 0	460 8 9
59	Replacing 8" and 4" main in Muzavarpakhadi Road by 6" water main	9,625 0 0	8,646 15 8
60	Filling in the low-lying ground at Manmala Tank Road, Mahim	13,268 0 0	8,446 10 5
61	Laying a 6" main in Dammer Lane	6,800 0 0	128 12 5	6,671 0 0
	Water Works—Carried over Rs.	25,478 0 0	6,800 0 0	17,554 2 5	128 12 5	6,671 0 0
	Carried over Rs. ...	1,31,868 8 0	1,82,743 0 0	78,168 9 9	1,16,062 11 1	17,566 0 0	58,256 0 0

Appendix No. 19—continued.

No.	NAME OF WORK.	Sanctioned Grants.		Expenditure.		Unexpended balances of the grants to be renewed.	
		For years previous to 1919-20.	For 1919-20.	For years previous to 1919-20.	For 1919-20.	For years previous to 1919-20.	For 1919-20.
	Brought forward Rs.	1,31,868 8 0	1,82,743 0 0	78,168 9 9	1,16,062 11 1	17,566 0 0	68,256 0 0
	Water Works—Brought forward Rs. ...	23,478 0 0	6,800 0 0	17,554 2 5	128 12 5	6,671 0 0
	X—Water Works—conold.						
63	Lowering 12" main in Ridge Road to a depth of about 12 feet	2,935 0 0	6,600 0 0	2,935 0 0	6,600 0 0
63	Laying a 6" main in the low-level road south of Frere Bridge, to connect the 4" main in Tardeo Road	1,414 0 0	748 10 3
64	Constructing a Sundial obelisk at Bhandarwada Reservoir ...	544 0 0	421 4 0	122 0 0
65	Making certain additions and alterations to the distribution Superintendent's quarters at Babula Tank	4,857 0 0	1,384 12 6	3,472 0 0
66	Providing water closet for chavivala's quarters at Mint Road.	1,200 0 0	1,151 6 7
	Total Rs. ...	28,371 0 0	19,457 0 0	21,659 0 8	9,264 15 6	122 0 0	10,143 0 0
	XI—Public Health.						
67	Erecting 3 additional wards at Arthur Road Hospital	2,547 0 0	2,547 0 0
68	Constructing Bigaries' chawl of 20 rooms, &c., at Bapty Road.	12,346 8 0	1,687 10 11	10,658 0 0
69	Providing a flushing apparatus at Tardeo Flats, Bigaries' chawl	5,366 0 0
70	Provision of a water main at Arthur Road, Halalkhore and Bigaries' Chawl	1,500 0 0	1,500 0 0
71	Provision of a wooden counter in the Dispensary portion of Falk and Road Dharamshala	600 0 0	600 0 0
72	Provision of venetian screen at E Ward District Office	664 0 0	555 7 1
73	Provision of drain in front of Dispensary room, &c., at Falkland Road	900 0 0	173 15 9	726 0 0
74	Converting into trough pattern 20-seathead latrine at Tardeo Flats	2,200 0 0	1,610 6 11
76	Paving and enclosing dust bin stands	268 0 0	2,000 0 0	268 0 0	2,000 0 0
	Public Health—carried over Rs. ...	268 0 0	28,123 8 0	4,027 8 8	268 0 0	18,031 0 0
	Carried over Rs. ...	1,60,239 8 0	2,02,200 0 0	99,827 10 5	1,25,827 10 7	17,688 0 0	68,899 0 0

Appendix No. 19—continued.

o.	NAME OF WORK.	Sanctioned Grants.		Expenditure.		Unexpended balances of the grants to be renewed.	
		For years previous to 1919-20.	For 1919-20.	For years previous to 1919-20.	For 1919-20.	For years previous to 1919-20.	For 1919-20.
		Rs. a. p.	Rs. a. p.	Rs. a. p.	Rs. a. p.	Rs. a. p.	Rs. a. p.
	Brought forward Rs. ...	1,60,239 8 0	2,02,200 0 0	99,827 10 5	1,25,327 10 7	17,688 0 0	68,399 0 0
	Public Health—Brought forward Rs. ...	268 0 0	28,123 8 0	4,027 8 8	268 0 0	18,081 0 0
	XI—Public Health—contd.						
76	Construction of feeding troughs at the Sankli Street Bullock Hospital...	500 0 0	241 7 8
77	Extension of the approach road leading to Worli Reclamation ground	1,499 0 0	1,499 0 0
78	Construction of Latrines and Urinals	164 6 0	10,571 0 0	164 0 1	1,267 8 6	9,303 0 0
79	Construction of 8-seated latrines near Love Grove Station	7,695 0 0	4,708 15 3	2,991 0 0
80	Paving the space round the cattle troughs at Tardeo Flats.	1,310 0 0	125 5 0
81	Constructing a new incinerator at Parel Laboratory	2,253 0 0	270 0 0	1,983 0 0
82	Overhauling the semi-permanent wards at Arthur Road Hospital... ..	1,170 0 0	851 9 1
83	Bottoming and repairing the roads at Clerk Road Reclamation	379 0 0	6,927 0 0	379 0 0	5,422 2 0
84	Providing a privy of 2-seats at the new Worli Cemetery	1,053 0 0	960 10 6
85	Construction of two chowkies for the Cemetery Clerks at Tank Bunder	1,732 0 0	1,352 7 8
86	Construction of store room, &c., at Tank Bunder and Reay Road	2,108 0 0	1,901 8 4
87	Filling in a further portion of low-lying ground at the Haines Road Hindu Cemetery.	475 0 0	43 10 3
88	Construction of water-closet, &c., at Arthur Road Hospital	700 0 0	700 0 0
89	Construction of latrines, &c., between Town Hall and Custom House	16,306 0 0	639 10 9	15,666 0 0
90	Providing expanded metal to all the bays at bullock stables at Arthur Road	2,865 0 0	2,765 0 0
	Public Health—Carried over Rs. ...	29,080 0 0	56,467 8 0	7,992 3 2	16,623 11 7	17,917 0 0	32,524 0 0
	Carried over Rs. ...	1,60,239 8 0	2,02,200 0 0	99,827 10 5	1,25,327 10 7	17,688 0 0	68,399 0 0

Appendix No. 19—continued.

No.	NAME OF WORK.	Sanctioned Grants.		Expenditure.		Unexpended balances of the grants to be renewed.	
		For years previous to 1919-20.	For 1919-20.	For years previous to 1919-20.	For 1919-20.	For years previous to 1919-20.	For 1919-20.
		Rs. a. p.	Rs. a. p.	Rs. a. p.	Rs. a. p.	Rs. a. p.	Rs. a. p.
	Brought forward Rs. ...	1,60,239 8 0	2,02,300 0 0	99,827 10 0	1,25,327 10 7	17,688 0 0	68,399 0 0
	Public Health—Brought forward Rs. ...	29,039 6 0	56,467 8 0	7,992 8 2	16,623 11 7	17,917 0 0	32,524 0 0
	XI—Public Health—contd.						
91	Constructing a room, &c., at Suklaji Street for treating Influenza contacts, &c.	937 0 0	936 6 0
92	Providing barbed wire fencing, &c., at Haines Road	1,200 9 0	1,200 0 0
93	Refuse loading depot at Bapty Road ...	3,343 0 0
94	Making a short road at Mori Road from Mahim Conservancy ...	6,169 0 0	124 9 9	6,044 0 0
95	Acquiring 5,000 square yards of land for the Vadala Cemetery.	3,926 0 0	3,926 0 0
96	Constructing a trip marker's chowkey, etc., at Mori Road ...	421 0 0	850 9 1
97	Providing tar-primed macadam for F Ward Stables	16 0 0	15 7 6
98	Works at Arthur Road Stables— (a) Metalling the space behind night-soil Depot, at Arthur Road Stables ...	4,300 0 0	4,300 0 0
99	Construction of new kutchia Road within the compound of skinning ground at Coorla ...	100 0 0
100	Erecting and providing a screen round the Skinning ground at Chembur ...	975 0 0
101	Construction of small improvised crematorium at Sewri Cemetery ...	5,000 0 0	5,000 0 0
102	Providing wall for protecting Mahim burning and burial ground from the inroads of the sea ...	18,806 0 0	18,808 0 0
103	Erecting and providing a screen at Katchra Siding, Colaba ...	5,000 0 0	5,000 0 0
104	Providing and reconstructing servants' quarters from the site occupied by the Maratha Hospital	9,825 0 0	9,825 0 0
105	Constructing a compound wall, &c., of the burial ground of Chinese Cemetery	6,426 0 0	6,426 0 0
	Total ...	77,072 6 0	74,871 8 0	8,507 6 0	17,575 9 1	60,995 0 0	49,975 0 0
	Carried over Rs.	2,37,311 14 0	2,77,071 8 0	1,08,385 0 0	1,42,903 3 8	78,683 0 0	1,18,374 0 0

Appendix No. 19—concluded.

No.	NAME OF WORK.	Sanctioned Grants.		Expenditure.		Unexpended balances of the grants to be renewed.	
		For years previous to 1919-20.	For 1919-20.	For years previous to 1919-20.	For 1919-20.	For years previous to 1919-20.	For 1919-20.
		Rs. a. p.	Rs. a. p.	Rs. a. p.	Rs. a. p.	Rs. a. p.	Rs. a. p.
	Brought forward Rs. ...	2,37,311 14 0	2,77,071 2 0	1,08,335 0 0	1,42,908 3 8	78,638 0 0	1,18,374 0 0
	XII—Markets and Slaughter Houses.						
106	Improving the drainage arrangements of Pedder Market	5,300 0 0	3,404 0 3	1,895 0 0
107	Providing new mutton and fish stalls in Arthur Crawford Markets	5,000 0 0	5,000 0 0
108	Providing masonry stalls for Frskine Road Markets	6,550 0 0	45 4 0	6,504 0 0
109	Providing inspection chambers, &c., in Arthur Crawford Markets	3,000 0 0	2,526 11 11
110	Paving and draining the open yard at Bandra Slaughter Houses	700 0 0
111	Erection of 3 latrines and urinals at Bandra Slaughter Houses	10,000 0 0	542 3 1	9,457 0 0
112	Construction of 3 water troughs at Bandra Slaughter Houses...	1,500 0 0	1,500 0 0
113	Constructing new sheep pens at Bandra Slaughter Houses.	10,000 0 0	32 0 0	9,968 0 0
114	Constructing masonry stalls in Arthur Crawford Markets ...	7,886 0 0	5,850 0 1	2,035 0 0
115	Constructing latrines and urinals in Arthur Crawford Markets.	6,399 0 0	4,272 11 5	2,126 0 0
116	Providing temporary structures at Bandra Slaughter Houses...	14,542 0 0	2,238 0 0	14,542 0 0	1,401 0 2
117	Constructing a new Pork Market at Dhobitalao ...	7,248 0 0	9,181 0 0	34 9 4	7,213 0 0	9,181 0 0
118	Constructing a railing to enclose the yard at Bandra Slaughter Houses ...	1,908 0 0	1,908 0 0
119	Constructing a road to the Pig Slaughter House, Arthur Road	2,150 0 0	7 5 0	2,143 0 0
120	Remodelling of Arthur Crawford Markets ...	12,000 0 0	401 0 0	11,599 0 0
121	Constructing a market on the west side of Masjid Bunder Station ...	4,299 0 0	1,918 6 7	2,380 0 0
122	Wooden chowkies formerly used as Municipal grain shops	600 0 0	600 0 0
	Total ...	66,432 0 0	54,069 0 0	27,026 0 5	8,551 3 5	29,403 0 0	49,505 0 0
	Grand Total Rs. ...	2,98,743 14 0	3,31,140 8 0	1,35,361 0 10	1,51,454 7 1	1,08,086 0 0	1,61,879 0 0
		6,24,884 6 0		28,68,157 7 11		2,69,965 0 0	

D. ROBERTSON,
Special Chief Accountant.

H. B. CLAYTON,
Municipal Commissioner.

Appendix

STATEMENT showing the principal liabilities on account of Street Improvements incurred at rate finally made

Name of the Party.	Locality.	Actual area acquired.	AS ORIGINALLY	
			Rate per Square Yard.	Compensation for Land.
		Sq. yds.	Rs. a. p.	Rs. a. p.
Bai Rahimatbai, widow of Haji Jackeria Haji Ahmed Patel.	Mint Road	18'65	50 0 0	682 8 0
Mr. Bhukandas Bhagwandas	1st Bhoiwada Lane	5'37	40 0 0	214 12 10
Mr. Chotalal Javeridas through Messrs. Crawford, Bayley & Co.	Abdul Rehman Street	21'18	300 0 0	6,354 0 0
Bai Rakiabai, wife of Fida Hussein Abdul Hussein guardian of Gulamabhas Akberally minor.	Junction of Abdul Rehman Street and 3rd Agiary Lane.	88'70 14'89	} 275 0 0	14,599 12 0
Mr. Sarafally Abdulally Mahableshwarwala ..	Sarang Street	14'68		
Mr. Kubalaya Raj	Harkness Road	209'89	10 0 0	2,098 14 5
The Manackji Petit Manufacturing Co., Ltd. ...	Tardeo Road	145'64	22 0 0	3,204 1 3
Bai Anandibai, widow of Dadaji Hari Rawoot.	Borebhat Street, Girgaum	75'51	20 0 0	1,510 8 2
Miss Hamabai F. Petit through Messrs. Crawford, Bayley & Co.	Nepean Sea Road and Mount Pleasant Road.	239' 566'45	15 0 0	3,585 0 0
Sir Cawasji Jehangir, Bart. and Mr. Nasarwanji Jeewanji Readymoney.	Nepean Sea Road	391'29	15 0 0	5,869 5 7
Mr. Temulji Dhanjishai Mistri	New Parbhadevi Road	81'08	4 0 0	324 5 1
Mr. Karzondas Natha	Sukhlaji Street	76'81	30 0 0	2,304 4 10
Messrs. Ranchordas Harjivandas and Mathuradas Haridas.	New Hanuman Lane	101'24	90 0 0	9,111 9 7
Mr. Haji Aboo Haji Sumar	Nathoda Street	9'69	150 0 0	1,453 8 0
Messrs. Mukund Moroba Khandke, Kondaji Pandurang Khandke and Laximon Moroba Khandke.	Lady Jamshedji Road	94'87	6 0 0	569 8 6
Mr. Hiralal Chotalal and Jivanlal Vadilal, a minor by his guardian the said Hiralal Chotalal.	Kalbadevi Road	27'37	225 0 0	6,158 4 0
Mr. Haji Joosab Ahmed	Mahim Bazar Road	29'48	4 0 0	117 14 9
Mr. Jafferji Abdulalli	Abdul Rehman Street	15'53	250 0 0	3,882 8 0
The Managing Trustees of the Bhatia Mitra Mandal through Messrs. Crawford, Bayley & Co.	Junction of Fort and Bazar Gate Street	102'81	37,260 0 0
Shree Goverdhanlalji Girधारlalji Maharaj ...	Musjid Bunder Road	31'53	250 0 0	7,882 8 0
Messrs. Bhagwandas Ranchordas and Jaikisondas Ranchordas.	1st Bhoiwada Street	7'85	40 0 0	314 0 0
Mr. Wasanji Madhoji	Junction of Musjid Bridge and Dongri Street.	1'39	150 0 0	208 8 0
The Bombay United Spinning and Weaving Co., Ltd.	Girgaum Road	83'66	40 0 0	3,346 6 5
	Total	2,398'06	1,17,680 7 10

				As originally proposed.	As subsequently sanctioned and paid.
				Rs. a. p.	Rs. a. p.
Average rate per square yard for compensation for land	Do.	do.	do.	49'16 or 49 2 6	69'95 or 69 15 2
Do.	do.	do.	for structure	8'17 or 8 2 9	10'88 or 10 13 8
Do.	do.	do.	for total amount	57'33 or 57 5 3	80'78 or 80 12 5, i.e., 40'90 per cent.
Do.	do.	do.	on interest, &c.	1'92 or 1 14 9, i.e., 8'85 per cent.
Do.	do.	do.	on total amount as finally paid,	82'70 or 82 11 2, i.e., 44'25 per cent.

D. ROBERTSON,
Special Chief Accountant.

No. 20.

originally sanctioned and at rates subsequently increased and on which payments were during 1919-20.

PROPOSED.		AS SUBSEQUENTLY SANCTIONED AND PAID.				REMARKS
Compensation for Structure.	Total.	Rate per Square Yard.	Compensation for Land.	Compensation for Structure.	Total.	
Rs. s. p.	Rs. s. p.	Rs. s. p.	Rs. s. p.	Rs. s. p.	Rs. s. p.	
.....	682 8 0	125 0 0	1,706 4 0	1,706 4 0	
267 0 0	481 12 10	70 0 0	875 14 5	267 0 0	642 14 5	
.....	6,854 0 0	450 0 0	9,531 0 0	2,416 4 0 * 438 4 5	12,986 5 10	* Interest at 6 per cent. per annum on Rs. 8,282-4-0 from 15th November 1916 to 4th October 1917.
8,667 0 0	18,266 12 0	850 0 0	18,546 0 0	† 550 13 5	22,479 8 0	† Interest at 6 per cent. per annum on Rs. 8,715 from 15th November 1916 to 5th May 1919.
264 0 0	1,488 6 5	150 0 0	2,158 8 0	6,776 0 0		
1,808 0 0	8,901 14 5	85 0 0	1,247 12 10	264 0 0	1,511 12 10	
1,495 0 0	4,699 1 8	18 0 0	2,728 9 1	1,808 0 0	4,531 9 1	
1,288 0 0	2,798 8 2	35 0 0	8,641 0 0	1,497 0 0	5,138 0 0	
.....	2,798 8 2	45 0 0	8,897 15 2	1,288 0 0	4,685 15 2	
} 615 0 0	9,854 8 0	} 80 0 0	7,170 0 0	* 1,937 2 10	20,664 7 10	* Interest at 6 per cent. per annum from 29th October 1917 to 28th July 1919.
888 0 0	6,757 5 7	80 0 0	11,738 11 2	† 51 0 0	14,068 15 7	† Court cost.
.....	824 5 1	5 0 0	405 6 5	888 0 0	405 6 5	‡ Professional cost.
2,338 0 0	4,587 4 10	40 0 0	8,072 6 5	5 1,324 3 11	5,405 6 5	§ Interest at 6 per cent. per annum from 29th October 1917 to 28th July 1919.
.....	9,111 9 7	11,500 0 0	¶ 67 0 6	¶ Half the Court cost.
1,315 0 0	2,768 8 0	225 0 0	2,180 4 0	¶ 51 0 0	405 6 5	¶ Professional cost.
.....	569 8 6	10 0 0	948 11 2	948 11 2	
8,077 0 0	9,235 4 0	16,600 0 0	16,600 0 0	Lump sum.
88 0 0	150 14 9	7 0 0	206 5 9	83 0 0	239 5 9	
1,046 0 0	4,928 8 0	375 0 0	5,828 12 0	1,046 0 0	6,869 12 0	
.....	87,260 0 0	48,000 0 0	48,000 0 0	Lump sum.
645 0 0	8,527 8 0	300 0 0	9,459 0 0	645 0 0	10,104 0 0	
457 0 0	771 0 0	70 0 0	549 8 0	457 0 0	1,006 8 0	
190 0 0	898 8 0	800 0 0	417 0 0	417 0 0	
205 0 0	3,551 6 5	60 0 0	5,019 9 7	829 0 0	5,848 9 7	
19,588 0 0	1,87,468 7 10	1,67,781 10 0	(a) 80,578 14 1	1,98,810 8 1	(a) Includes Rs. 4,616-14-1 for interest, Court costs, &c.

H. B. CLAYTON,
Municipal Commissioner.

Income of the Bombay Municipality from the year 1865

TAXATION PROPER.

Table with columns: Year, Gross Valuation, House Rate, Police Rate, Lighting Rate, Wheel Tax and Foll., Licenses for trades, Land Conveyances, Music, etc., Town Duties, Liquor Licenses, Tobacco Licenses, Contribution from Insurance Companies or Fire Tax. Rows include years from 1865 to 1920.

For 15 months, &c., from 1st January 1883 to 31st March 1883, the calendar year

D. ROBERTSON, Special Chief Accountant.

No. 21.

to close of the financial year 1919-1920.

Total Taxation Proper.	SERVICES RENDERED.		Total services rendered.	MISCELLANEOUS.		Total Income.	Year.	Population by Census.	Incidence of taxation per head of population.	Five years' average annual income.
	Halalkhore Tax.	Water Tax.		Government contribution for Police and City Improvement Trust.	Returns from Property and Miscellaneous.					
Rs.	Rs.	Rs.	Rs.	Rs.	Rs.	Rs.			Rs. a. p.	Rs.
10,42,762	1,78,719	1,78,719	2,42,306	23,62,767	1865	8,16,662	2 9 8	} 31,12,876
16,66,648	1,92,852	6,40,121	8,41,973	2,06,164	29,14,672	1866	5 5 1	
22,44,005	1,45,324	3,73,006	5,18,830	1,50,000	1,26,789	30,40,624	1867	3 6 1	
22,74,927	3,01,454	4,08,377	6,80,831	2,60,129	4,25,787	38,32,674	1868	8 14 0	
24,18,773	2,30,562	8,62,998	5,93,560	1,09,882	2,71,011	33,92,226	1869	5 11 0	
28,44,659	2,13,197	8,66,936	5,80,182	1,09,882	2,78,023	33,07,749	1870	3 9 3	
10,44,042	1,99,986	3,57,578	5,57,564	2,69,654	28,71,160	1871	3 2 11	
20,78,240	2,17,071	4,07,835	6,24,906	3,45,186	36,46,331	1872	5,44,403	4 3 1	
20,66,373	2,00,590	4,00,689	6,01,229	4,56,604	33,24,108	1873	4 7 3	
20,78,020	1,92,235	3,68,087	5,55,322	3,47,980	29,81,322	1874	4 1 4	
22,28,095	1,94,215	3,00,212	4,94,427	90,000	3,31,014	31,48,638	1875	4 8 7	
21,84,986	2,04,077	3,08,377	5,12,454	90,000	3,90,383	31,77,723	1876	4 2 11	
22,34,031	2,01,209	3,11,823	5,13,122	90,000	4,04,299	32,41,462	1877	4 4 2	
21,79,968	1,95,380	2,92,780	4,88,160	90,000	3,87,025	31,45,153	1878	4 2 2	
21,48,062	2,42,015	3,54,708	5,98,818	90,000	5,09,269	33,41,174	1879	4 4 0	
21,18,977	2,03,047	3,90,703	5,93,750	75,000	4,64,173	32,51,870	1880	4 3 4	
22,69,094	2,81,805	5,21,810	8,09,624	60,000	7,37,976	38,73,694	1881	7,73,196	8 15 5	
-being changed to the financial year the income was as follows:—										
22,46,965	3,28,916	5,70,877	9,99,593	91,125	6,75,675	46,13,240	1882-83	4 15 6	} 39,37,548
22,87,996	2,43,557	5,47,647	7,91,204	85,872	5,72,400	37,37,273	1883-84	3 15 8	
25,83,967	2,39,516	5,96,133	8,83,739	90,000	6,54,162	42,12,868	1884-85	4 7 9	
28,39,449	2,16,787	6,65,370	9,82,157	90,000	6,71,897	44,79,973	1885-86	4 14 10	
21,82,299	2,16,630	7,74,661	10,93,281	6,20,214	49,01,814	1886-87	5 8 7	
21,10,681	3,72,268	8,88,724	12,58,989	7,92,997	51,66,530	1887-88	5 10 4	
29,21,713	3,90,039	9,63,804	18,53,943	6,90,632	49,66,193	1888-89	5 8 6	
30,41,841	4,73,919	11,23,008	15,96,935	7,03,403	53,42,169	1889-90	5 15 11	
34,10,330	5,37,322	11,49,198	16,76,430	(a) 10,78,551	61,61,901	1890-91	6 9 2	
35,07,342	5,55,877	11,81,429	17,37,308	9,88,335	62,33,183	1891-92	3,21,764	6 6 1	
26,68,001	6,23,300	14,07,081	20,29,281	9,75,661	66,72,943	1892-93	6 14 11	
35,24,632	5,82,036	13,86,328	18,68,854	(b) 13,69,139	67,65,694	1893-94	6 9 0	
26,47,560	6,81,557	18,88,365	20,69,823	9,21,981	65,59,372	1894-95	6 12 4	
26,11,373	6,57,812	14,42,895	21,00,707	(c) 10,42,630	67,61,710	1895-96	6 15 2	
31,47,494	6,88,486	18,98,410	20,86,896	9,74,869	62,08,978	1896-97	6 3 10	
27,76,284	7,35,485	13,29,853	20,65,337	(d) 13,08,939	71,45,680	1897-98	7 1 8	
41,20,620	7,13,123	15,00,970	22,14,093	8,27,199	71,61,911	1898-99	7 11 4	
53,47,419	7,25,264	17,72,907	24,98,381	9,84,167	38,39,817	1899-1900	5 8 9	
49,34,736	7,14,440	17,36,635	24,50,075	10,38,037	34,02,848	1900-01	8 15 7	
43,71,989	7,88,439	15,47,120	23,35,569	10,59,181	77,66,729	1901-02	7,76,008	8 10 3	
47,90,330	7,95,984	15,13,376	23,09,960	10,74,898	81,76,688	1902-03	9 2 4	
49,69,305	8,10,610	15,71,666	23,82,176	11,40,944	84,82,625	1903-04	9 7 4	
55,32,670	8,76,194	17,14,463	25,89,647	13,23,794	93,86,111	1904-05	10 7 3	
50,06,080	9,33,453	18,67,780	27,90,435	12,96,024	90,92,539	1905-06	10 0 9	
33,76,598	9,91,369	19,38,439	29,29,791	13,42,112	96,48,501	1906-07	9,77,822	8 7 10	
54,64,330	10,46,874	19,48,830	29,98,704	14,29,290	98,59,324	1907-08	8 10 5	
56,12,966	11,19,322	20,04,189	31,23,411	15,49,971	1,02,86,048	1908-09	8 14 11	
64,16,245	11,92,341	20,11,788	32,04,134	15,93,485	1,12,13,864	1909-10	9 15 5	
72,38,583	12,32,951	19,95,327	32,28,378	17,29,298	1,21,96,149	1910-11	9,70,445	10 11 0	
72,39,327	12,92,697	20,79,120	33,71,617	20,94,445	1,26,55,789	1911-12	10 18 2	
77,66,564	13,50,833	21,70,948	33,21,731	(e) 14,53,244	1,27,61,569	1912-13	11 6 5	
77,42,248	13,65,128	22,85,434	33,70,582	14,63,693	1,28,76,501	1913-14	11 10 5	
70,67,003	14,17,648	22,18,012	33,69,660	17,29,703	1,24,13,266	1914-15	10 14 8	
85,51,602	14,48,687	23,28,021	37,91,608	(c) 14,87,860	1,38,31,070	1915-16	12 9 8	
84,51,793	15,25,637	24,71,834	39,97,471	15,69,475	1,40,48,789	1916-17	12 11 11	
89,98,683	16,18,123	25,87,720	43,10,843	16,25,888	1,48,29,366	1917-18	13 9 4	
1,07,48,333	16,94,068	27,77,902	45,11,970	18,16,181	1,73,74,184	1918-19	15 14 3	
5,11,99,814	19,99,862	30,98,868	50,62,470	20,84,643	1,93,16,997	1919-20	16 9 2	

(a) Includes Rs. 2,32,344 for arrears recoveries for work done.

(b) Rs. 4,68,899 adjusted on account of premia on loans.

(c) Includes premia of Rs. 97,749 on loan raised.

(d) Includes rebate of Plague expenses amounting to Rs. 4,97,955.

(e) Exclusive of the amount of interest realised on Sinking and Special Funds which was hitherto treated as Income.

H. B. CLAYTON,
Municipal Commissioner.

No. 22.

year 1865 to the year 1919-20.

Contribution to the Bombay Improvement Trust.	Public Gardens.	Stores, Plant and Live Stock.	Municipal Building Fund.	Road Improvement Fund.	Investments Fund.	Plague Expenses.	Miscellaneous.	Total.	Year.	Five years' average annual expenditure.
Rs.	Rs.	Rs.	Rs.	Rs.	Rs.	Rs.	Rs.	Rs.		Rs.
.....	5,10,250	1,17,345	49,19,323	1865	} 28,77,308
.....	82,059	1,25,340	36,01,922	1866	
.....	2,70,545	1,49,618	42,16,346	1867	
.....	3,32,722	87,775	34,77,058	1868	
.....	42,665	31,31,343	1869	
.....	23,418	33,92,185	1870	
.....	33,212	36,04,861	1871	
.....	27,273	(a) 1,57,833	31,16,885	1872	} 32,69,595
.....	11,837	22,354	30,44,677	1873	
.....	14,478	46,645	29,80,863	1874	
.....	18,282	(b) 1,19,831	32,66,027	1875	
.....	21,888	47,696	31,60,438	1876	
.....	20,221	55,559	30,88,535	1877	} 31,68,869
.....	21,190	71,103	32,70,324	1878	
.....	17,709	51,791	31,11,122	1879	
.....	20,758	44,821	30,57,902	1880	
.....	19,482	2,50,000	(c) 3,52,835	37,98,872	1881	
year being changed to the financial year, the expenditure was:-										
.....	28,969	50,000	19,000	39,740	47,62,322	1882-83	} 38,41,465
.....	20,263	30,000	35,934	37,15,812	1883-84	
.....	22,738	801	(d) 2,11,180	39,81,020	1884-85	
.....	23,264	92,199	28,228	40,66,940	1885-86	
.....	38,225	49,779	57,562	41,76,362	1886-87	
.....	42,123	50,221	32,436	58,12,690	1887-88	} 48,69,951
.....	48,939	55,577	(e) 1,12,258	52,01,258	1888-89	
.....	65,153	24,489	8,000	58,653	50,42,405	1889-90	
.....	87,905	38,907	3,113	(f) 1,85,907	56,84,661	1890-91	
.....	77,228	27,905	2,274	2,07,780	57,92,078	1891-92	
.....	96,064	3,388	52,666	45,45,512	1892-93	} 62,69,972
.....	(f) 2,80,453	5,64,372	23,321	69,62,928	1893-94	
.....	98,969	44,088	23,485	68,72,488	1894-95	
.....	64,023	1,46,180	18,519	67,02,510	1895-96	
.....	60,312	1,42,601	4,37,065	35,503	70,04,743	1896-97	
.....	71,447	36,478	5,00,000	1,20,712	74,96,969	1897-98	} 71,87,147
.....	74,959	37,425	-5,00,000	(g) { 8,12,546 19,673	73,99,023	1898-99	
.....	79,250	25,218	-43,694	32,285	73,92,480	1899-1900	
4,74,808	69,870	58,400	-922	1,86,444	85,84,058	1900-01	
4,81,000	57,688	59,259	29,695	82,26,453	1901-02	
3,00,000	58,974	58,136	75,124	84,52,398	1902-03	} 84,57,384
2,50,000	67,422	33,266	34,006	84,31,890	1903-04	
2,50,000	66,092	33,999	1,81,920	57,512	85,91,618	1904-05	
2,50,000	64,751	39,377	2,26,638	(h) 9,62,859	92,74,243	1905-06	
3,00,000	64,735	39,626	2,42,044	18,945	95,20,790	1906-07	
2,58,081	75,152	44,446	1,25,517	1,30,930	1,01,89,201	1907-08	} 1,02,22,221
4,80,000	32,905	47,843	2,22,228	27,953	1,06,80,126	1908-09	
7,80,000	98,964	1,21,917	2,09,915	(i) 2,45,173	1,13,97,050	1909-10	
8,58,000	91,210	49,473	1,87,234	1,31,899	1,12,81,873	1910-11	
8,68,000	76,021	57,623	1,56,933	1,25,274	(j) 1,14,84,669	1911-12	
9,28,000	83,982	10,000	1,47,768	2,25,882	(k) 1,18,81,587	1912-13	} 1,17,90,028
9,82,092	91,683	10,000	1,24,682	2,16,193	(l) 1,20,48,928	1913-14	
9,76,938	92,295	10,000	1,37,635	1,59,869	(m) 1,24,43,191	1914-15	
10,17,420	89,738	10,000	1,22,912	(n) 1,24,031	1,28,03,870	1915-16	
11,01,289	90,490	(p) 3,08,185	1,29,958	(o) 2,37,790	1,42,14,292	1916-17	
10,98,112	81,555	(q) 51,839	1,39,160	3,99,492	1,42,21,391	1917-18	} 1,53,22,026
11,62,687	93,085	(r) 17,320	1,26,506	18,28,060	1,70,26,649	1918-19	
15,19,780	87,183	(s) 20,932	1,18,404	10,57,611	1,83,08,277	1919-20	

- (a) Includes write-off of loss of in stores of Rs. 1,45,983.
- (b) Includes Rs. 50,000 for visit of H. R. H. the Prince of Wales.
- (c) Includes special adjustment of Rs. 3,24,827 for re-arranging the different loan funds.
- (d) Includes loss of Rs. 1,84,774 on the sale of the Panvel Brick Factory.
- (e) Includes Rs. 63,048 for loss on sale of investments.
- (f) Includes Rs. 1,94,568 for land acquired.
- (g) Write-off on account of frontage lands in Agripada.
- (h) Includes contribution of Rs. 3,00,000 towards celebrating the visit of T. R. H. the Prince and Princess of Wales.
- (i) Includes charges for Grain Compensation and Local Allowance and the loss sustained in the sale of unserviceable stores written off.
- (j) Excludes Rs. 26,000 transferred from revenue for writing off a portion of the Plague expenditure advanced from Loan Funds.
- (k) Excludes Rs. 3,10,033 transferred from revenue for writing off a portion of the Plague expenditure advanced from Loan Funds as well as the amount of investments of interest realized on Sinking and Special Funds.

- (l) Excludes Rs. 1,00,000 transferred from revenue for writing off the balance of the Plague expenditure advanced from Loan Funds as well as the amount of investment of interest realized on Sinking and Special Funds.
- (m) Excludes Rs. 25,455 being the write-off of the proportionate cost (paid out of Loan Funds) of the Halalkhor's Chawl at Vincent Road sold to the City Improvement Trust as well as the amount of investments of interest realized on Sinking and Special Funds.
- (n) Includes Rs. 25,000 being the contribution towards the cost of cadastral survey of the town and island of Bombay.
- (o) This includes Rs. 1,20,819 on account of discount on the conversion of 2 per cent. or 3 per cent. Government Paper into 4 per cent. conversion loan of 1912-17.
- (p) This includes Rs. 2,28,135 being the amount of investment on account of sale-proceeds of Municipal lands into Municipal Land and Building Fund.
- (q) This includes Rs. 41,899 Rs. 7,320 and Rs. 10,982 being the amount of investment on account of sale-proceeds of Municipal Lands into Municipal Land and Building Fund.

H. B. CLAYTON,
Municipal Commissioner.

Appendix No. 23.

CONTRASTED STATEMENT OF INCOME AND EXPENDITURE OF THE
BOMBAY MUNICIPALITY FROM 1865 TO 1919-20.

YEAR.	Income.	Expenditure.	DIFFERENCE.	
			Surplus.	Deficit.
	Rs.	Rs.	Rs.	Rs.
1865	23,63,787	49,59,333	25,95,546
1866	29,14,672	36,01,922	6,87,250
1867	30,40,524	42,16,346	11,75,822
1868	38,52,674	34,77,058	3,75,616
1869	33,93,226	31,31,358	2,61,868
1870	33,07,749	33,92,185	84,436
1871	28,71,160	38,04,661	9,33,501
1872	30,48,331	31,15,888	67,557
1873	33,24,108	30,44,577	2,79,531
1874	29,81,322	29,90,663	9,341
1875	31,43,526	32,65,027	1,21,501
1876	31,77,723	31,60,438	17,285
1877	32,41,452	30,36,535	2,04,917
1878	31,45,153	32,70,224	1,25,071
1879	33,41,174	31,11,122	2,30,052
1880	32,51,870	30,57,992	1,93,878
1881	38,73,694	37,98,872	74,822
From 1st January 1882 to 31st March 1883 (15 months).	46,12,240	47,53,632	1,41,392
1883-1884	37,37,272	37,15,812	21,460
1884-1885	42,13,868	38,81,020	3,32,848
1885-1886	44,73,973	40,66,940	4,07,033
1886-1887	49,01,814	41,76,362	7,25,452
1887-1888	51,66,530	58,12,690	6,46,160
1888-1889	49,66,193	52,01,258	2,35,065
1889-1890	53,42,169	50,42,405	2,99,764
1890-1891	61,65,901	56,84,861	4,81,040
1891-1892	62,33,183	57,82,073	4,51,110
1892-1893	66,72,943	65,45,512	1,27,431
1893-1894	67,62,695	69,63,928	2,01,233
1894-1895	65,39,372	63,73,486	1,65,886
1895-1896	67,61,710	67,02,516	59,194
1896-1897	62,08,978	70,04,743	7,95,765
1897-1898	71,45,560	74,96,969	3,51,409
1898-1899	71,61,911	73,39,026	1,77,115
1899-1900	88,29,817	73,92,480	14,37,337
1900-1901	84,02,848	85,84,058	1,81,210
1901-1902	77,66,729	82,26,458	4,59,729
1902-1903	81,75,688	84,53,398	2,77,710
1903-1904	84,82,625	84,31,390	51,235
1904-1905	93,36,111	85,91,618	7,14,493
1905-1906	90,92,539	93,74,242	2,81,703
1906-1907	96,48,501	95,20,790	1,27,711
1907-1908	98,89,324	1,01,89,201	2,99,877
1908-1909	1,02,86,048	1,06,30,126	3,44,078
1909-1910	1,12,13,864	1,13,97,050	1,83,186
1910-1911	1,21,96,149	1,12,81,872	9,14,277
1911-1912	1,26,55,789	* 1,14,84,562	11,71,227
1912-1913	1,27,41,589	(a) 1,16,81,587	10,60,002
1913-1914	1,28,76,501	(b) 1,20,48,926	8,27,575
1914-1915	1,24,13,366	(c) 1,24,53,191	39,825
1915-1916	1,38,31,070	1,28,03,870	10,27,200
1916-1917	1,40,48,739	1,42,14,292	1,65,553
1917-1918	1,48,29,386	1,42,61,391	5,67,995
1918-1919	1,73,74,184	1,70,26,648	3,47,536
1919-1920	1,83,16,927	1,83,09,277	7,650

* This is exclusive of Rs. 5,00,000 utilized towards writing off a portion of the Plague expenditure.

(a) Do. " 3,10,052-7-4 do. do. do.

(b) Do. " 1,00,000 do. do. do.

(c) This is exclusive of Rs. 35,455 being the write-off of the proportionate cost (paid out of Loan Funds) of the Halakhores' chawl at Vincent Road sold to the City Improvement Trust.

D. ROBERTSON,
Special Chief Accountant,

H. B. CLAYTON,
Municipal Commissioner.

REVENUE.

Report on the working of the Assessment and Collection Department for the year 1919-20 by Sheikh Yakub Vazir Muhammad, Esquire, M.B.E., B.A., J.P., Assessor and Collector, forwarded with his No. A & C/869D, dated 24th June 1920.

I took charge of the Department on the 1st July 1919 and continued to hold the appointment throughout the remaining period of the year. Prior to the above date Khan Bahadur B. D. Banaji and Mr. E. M. Taleyarkhan were in charge of the Office, the former from 1st to 30th April and the latter from 1st May to 30th June 1919. On 1st February 1920 there were changes in the upper subordinate staff of my office. My Deputy Mr. M. R. Tambe, B.A., L.C.E., F.S.A.A., A.I.A. (Incorporated Accountant and Actuary) was transferred to the Chief Accountant's Office where he was appointed Acting Deputy Accountant and Mr. Harischandra Ramchandra, Senior Assistant Accountant in that Office, was transferred to this Department in Mr. Tambe's place.

2. During the year under review the rates of property taxes were the same as in the preceding year, nor was there any change in the taxation on vehicles and animals.

3. The total amount collected under all heads, exclusive of tolls, miscellaneous receipts and fees was Rs. 1,29,71,248-8-4 against the estimate of Rs. 1,24,25,000-0-0, thus showing an increase of Rs. 5,46,248-8-4 detailed as under:—

Taxes.	Estimate.	Actual collections including adjustments.	Increase.
	Rs.	Rs. a. p.	Rs. a. p.
General Tax... ..	74,07,000	77,83,662 9 8	3,76,662 9 8
Water Tax*	28,36,000	29,25,072 9 5	89,072 9 5
Halalkhore Tax	18,70,000	19,47,879 10 7	77,879 10 7
Wheel Tax	3,12,000	3,14,633 10 8	2,633 10 8
Total	1,24,25,000	1,29,71,248 8 4	5,46,248 8 4

* Exclusive of meter hire and receipts by the Hydraulic Engineer.

4. As compared with the total collections for 1918-19, viz., Rs. 1,25,25,410-2-0, those for 1919-20, viz., Rs. 1,29,71,248-8-4 are more by Rs. 4,45,838-6-4.

5. On 31st March 1920 the outstandings in respect of property taxes, charges for water by meter and wheel tax (private) were Rs. 1,69,962-5-4 against Rs. 6,13,736-2-3 on 31st March 1919, of which Rs. 92,250-9-6 have been collected or adjusted upto 31st May 1920, leaving at that date Rs. 77,711-11-10 outstanding for all previous years. Out of this sum Rs. 529-4-9 are irrecoverable and claims for Rs. 57,307-2-3 are under dispute as under:—

Particulars.	Bills.	Amount.
Claims presented to the Official Assignee and Receivers in cases of Insolvents, &c.	24	Rs. a. p. 781 10 1
Small Causes Court Decrees obtained	2	311 10 4
Dispute about valuations and consumption of water by meter, &c	591	56,213 13 10
Total	617	57,307 2 3

6. Properties registered in the Assessment Book on 31st March 1920 were 65,585 as under against 64,670 on 31st March 1919:—

Buildings	42,699
Salt-pans	106
Lands (including tanks, wells, &c.)	22,780
Total	65,585

Of this number, 54,638 were assessed for General Tax, 2,328 were exempted under Section 143 (1)(a) and (b) of the Municipal Act, 6,722 were not charged the General Tax, being small plots of waste lands and houses marked "Unfit for human habitation," the assessments of which were temporarily reduced to a nominal value of Rs. 6, and no bills in respect thereof were issued. The number of Municipal properties exempted from General Tax during the year, under Section 143 (1)(b) of the Act was 1897 as against 1869 for the previous year.

7. The number of buildings newly erected, demolished and enlarged in 1919-20 was 1,327, 556 and 638, respectively, the corresponding number for the year 1918-19 being 887, 713 and 589.

8. In the subjoined statement will be found the gross and rateable value of properties assessed during the year under report as compared with those for previous year :—

Year.	Original Assessment (Gross).	Amount after disposal of complaints.		Amount of subsequent reduction during the year by demolition and on complaints.	Gross amount after allowing for subsequent reduction.	Subsequent enhancement (new building, enlargements and under-assessment) (Gross).	Total Gross Assessment.	Increase over preceding year's gross assessments	Rateable Assessment.	Classification of Rateable Assessment.			
		No. of complaints against opening Assessment.	Gross Assessment.							Chargeable with General Tax.	Exempted from General Tax, Section 148 (1) (a) and (b).	For which no General Tax bills issued.	Total Rateable Assessment.
1	2	3		5	6	7	8	9	10	11	12	13	14
	Rs.	Rs.	Rs.	Rs.	Rs.	Rs.	Rs.	Rs.	Rs.	Rs.	Rs.	Rs.	Rs.
1918-19	7,84,77,810	4,975	7,87,81,848	10,89,540	7,86,92,808	1,02,82,827	8,29,75,130	1,49,47,129	7,46,87,830	7,16,19,442	80,54,635	13,758	7,46,87,830
1919-20	7,79,10,550	2,596	8,38,01,987	11,18,461	8,26,83,526	31,35,208	8,58,18,734	28,43,604	7,72,47,429	7,40,93,559	31,89,025	14,865	7,72,47,429

9. There were 2,309 complaints against assessments made from 1st April 1919 and 287 complaints against assessments made during the currency of the year, making a total of 2,596 complaints against 3,238 in 1918-19. The number of general complaints against valuations under Section 163 of the Act heard by me was 254 C Ward, 187 D Ward, 213 E Ward, 106 F Ward, 256 G Ward and 178 T Ward, total 1,194 and of those heard by the Deputy Municipal Commissioner was 89 A Ward and 116 B Ward. The following table shows the original valuations and those fixed after investigation and the percentage of decrease :—

Ward.	No. of Complaints investigated.	Original Valuation.	Revised Valuation.	Difference.	Percentage of decrease.
		Rs.	Rs.	Rs.	Rs.
A	89	5,82,561	5,18,801	63,760	10.98
T	178	6,71,657	6,41,260	30,397	4.52
B	116	5,68,413	5,31,886	36,527	6.40
C	254	8,48,130	8,18,062	30,068	3.52
D	187	5,99,202	5,79,067	20,135	3.36
E	213	4,53,254	4,43,803	9,451	2.08
F	106	1,37,524	1,33,592	3,932	2.86
G	256	1,57,139	1,49,038	8,101	5.15

10. The following statements show the increases in property taxes levied in the year under review as compared with those for 1918-19 :—

General Tax.

1918-19.				1919-20.				Increase- (Difference between columns 8 and 4.)
General Tax at 9½ per cent. levied from the public, City Improvement Trust and Mills.	Compounded sum payable by Government under Section 144 (3).	Compounded sum payable by Port Trustees, under Section 145 (3).	Total of columns 1, 2 and 3.	General Tax at 9½ per cent. levied from the public, City Improvement Trust and Mills.	Compounded sum payable by Government under Section 144 (3).	Compounded sum payable by Port Trustees under Section 145 (3).	Total of columns 5, 6 and 7.	
1	2	3	4	5	6	7	8	9
Rs. a. p.	Rs. a. p.	Rs. a. p.	Rs. a. p.	Rs. a. p.	Rs. a. p.	Rs. a. p.	Rs. a. p.	Rs. a. p.
60,15,688 5 8	2,52,350 9 8	8,03,181 0 0	70,72,419 15 8	62,31,005 8 3	2,32,550 9 6	8,08,181 0 0	73,16,736 15 9	2,44,317 8 9

The amount of General Tax on properties exempted under Section 143 (1) (a) and (b) was Rs. 3,09,953-12-11 against Rs. 3,01,645-3-11 in 1918-19.

Water Tax.

1918-19.				1919-20.				Difference.			
On rateable value @ 3 per cent.	Compounded.	By meter measurement.	Totals of columns 1, 2 & 3.	On rateable value @ 3 per cent.	Compounded.	By meter measurement.	Totals of columns 5, 6 & 7.	(Increase) (On rateable value) Difference between columns 5 and 1.	Compounded (increase).	On meter measurement (decrease).	Difference between columns 8 & 4 (increase).
1	2	3	4	5	6	7	8	9	10	11	12
Rs. a. p.	Rs. a. p.	Rs. a. p.	Rs. a. p.	Rs. a. p.	Rs. a. p.	Rs. a. p.	Rs. a. p.	Rs. a. p.	Rs. a. p.	Rs. a. p.	Rs. a. p.
18,53,482 7 9	18,533 15 3	15,09,375 1 10	28,80,390 8 10	14,17,317 0 4	19,305 0 9	14,99,034 7 9	29,35,656 8 10	61,334 8 7	772 1 6	10,340 10 1	55,266 0 0

17. The subjoined statement shows the total demands, collections and balances on account of property taxes and tax on private vehicles and animals :—

Year.	Opening outstanding Balance.	Demand assessed for the year and for former years.	Total.	Bills written off under Standing Committee's Resolutions and Bills recalled for amendment.	Collections.	Outstanding Balance on 31st March 1920.
1		2		5	6	7
1919-20.	Rs. a. p.	Rs. a. p.	Rs. a. p.	Rs. a. p.	Rs. a. p.	Rs. a. p.
	6,19,726 9 3	1,26,94,073 3 2	1,32,07,800 5 5	66,598 7 9	1,26,71,349 8 4	1,69,993 5 4

18. The receipts realized from Notices, Distress Warrants, Battaki Fees and other miscellaneous items amounted to Rs. 7,305-9-3 against Rs. 5,845-8-6 in the preceding year. The receipts from Meter Hire were Rs. 89,162-12-2 against Rs. 33,549-14-11 for the previous year.

19. Certificates of refund of taxes for the year under report and for previous years were issued as under :—

	Rs.	a.	p.
General Tax	23,191	8	2
Water Tax	7,317	3	2
Halalkhore Tax	8,099	2	11
Wheel Tax	156	0	0
Meter Hire	268	2	3
Total	39,032	0	6

20. There were 13 appeals against the valuations fixed for 1919-20 on complaints received in 1918-19 and 5 against the amendments made under Section 167 of the Municipal Act during the currency of the year. Of these 18 appeals, 14 were settled out of Court, 3 withdrawn by appellants and 1 is pending.

21. The right of collecting the toll at Mahim and Sion Causeways was sold for Rs. 26,000 for a period running from 1st August 1919 to 31st July 1920 against Rs. 25,000 for the preceding year. The total income under this head was Rs. 25,666-10-8 against Rs. 24,500-0-0 for the last year.

22. On 1st April 1920 the gross assessment was Rs. 8,96,01,238.

23. Duplicate Bill Books for making entries of property taxes and wheel tax bills transferred for collection from one ward to another were discontinued from 1st October 1919. Form VI (general statement of demands) was also discontinued from 1st October 1919 as per Standing Committee Resolution No. 9385, dated 5th November 1919. Bill Book (Form No. VIII) which was formerly in one form is now divided into two forms, one for Property taxes and the other for Wheel tax from 1st April 1920 as per Standing Committee Resolution No. 10542, dated 3rd December 1919. New Ledgers (Form No. 9) have been proposed to be introduced during the official year 1920-21 as per Standing Committee Resolution No. 12896, dated the 11th February 1920.

24. In conclusion, I would desire to place on record that all the members of the staff with but few exceptions worked with devotion to their duties and thus helped me in making an all round progress in the working of the Department.

Y. V. M. SHEIKH,
Assessor and Collector.

No. T. D/ 98/A/OF 1920-21.

BOMBAY MUNICIPALITY, 2nd July 1920.

To

H. B. CLAYTON, Esq., M.A., I.C.S.,
Acting MUNICIPAL COMMISSIONER FOR THE CITY OF BOMBAY.

SIR,

I have the honour to submit the Annual Report on the work done by the Town Duty Refund Branch of the Assessment and Collection Department during the year 1919-1920.

1. The rates of the duty leviable on the various dutiable articles were the same as in the previous year.

2. As the Port Trustees and the Railway Companies send in no Annual Reports of the town duties collected by them on behalf of the Municipality, it is usual for this office to submit the accompanying two statements "A" and "B" compiled, in so far as the gross collections are concerned, from the figures supplied by the Chief Accountant.

3. The following table compares the total results for the year under report with those for the previous year:—

Year.	Gross Revenue.			Total Refund.			Net Revenue.		
	Rs.	a.	p.	Rs.	a.	p.	Rs.	a.	p.
1918-19	40,90,800	6	9	23,71,991	6	0	17,18,809	0	9
1919-20	42,37,742	5	8	21,10,920	10	0	21,26,821	11	8

4. The total net revenue of Rs. 21,26,821-11-8 shows an increase of Rs. 4,08,012-10-11 over that for the previous year. It is made up of increases under the head of all the dutiable articles except Firewood as shown below:—

Names of Articles.	Increase.			Decrease.		
	Rs.	a.	p.	Rs.	a.	p.
Grain and flour	13,760	2	4		
Sugar	89,346	10	9		
Wines and Spirits	23,980	7	5		
Beer	2,409	7	2	..		
Ghee	79,339	14	6		
Timber	2,16,563	6	11		
Firewood			17,387	6	2
Total	4,25,400	1	1	17,387	6	2
Net Increase:—			Rs. 4,08,012	10	11	

5. Notwithstanding the deficit in the revenue from Firewood the total net Revenue for the year is very satisfactory.

6. The Scheme for Marking Sugar Bags with the Municipal Stamps was continued throughout the year, the total number of bags marked being 13,60,928.

7. The number of claims to refund dealt with during the year was 48,821.

I have the honour to be,

Sir,

Your most obedient servant,

E. M. TALEYARKHAN,

Acting Deputy Assessor and Town Duty Refund Officer.

Appendix A.

STATEMENT contrasting the Collections, Refunds and Net Revenue from Town Duties for the years 1918-19 and 1919-20.

NAME OF ARTICLE.	COLLECTIONS.				REFUNDS.						NET REVENUE.					
	1918-19.	1919-20	Increase in 1919-20.	Decrease in 1919-20.	1918-19.			1919-20.			Increase in 1919-20.	Decrease in 1919-20.	1918-19.	1919-20.	Increase in 1919-20.	Decrease in 1919-20.
					On account of Exports.	On account of articles supplied to Government.	Total.	On account of Exports.	On account of articles supplied to Government.	Total.						
	Rs. a. p.	Rs. a. p.	Rs. a. p.	Rs. a. p.	Rs. a. p.	Rs. a. p.	Rs. a. p.	Rs. a. p.	Rs. a. p.	Rs. a. p.	Rs. a. p.	Rs. a. p.	Rs. a. p.	Rs. a. p.	Rs. a. p.	Rs. a. p.
Grain, at annas 6 per Candy	15,47,348 10 11	14,10,408 4 8	68,164 9 4	6,72,598 9 0	40,869 8 0	7,15,268 1 0	7,78,198 5 0	2,976 4 0	7,75,574 9 0	62,806 8 0	5,77,781 4 11	5,91,541 7 3	12,760 2 4
Flour, at annas 4½ per Candy	6,824 5 0	16,872 12 0	2,548 7 0	55,696 1 0	5,129 9 0	68,018 10 0	59,665 0 0	59,665 0 0	8,858 10 0
Sugar, at annas 8 per Cwt.	15,76,630 5 6	14,58,072 5 8	1,22,548 0 8	12,25,792 15 0	8,448 12 0	12,34,181 11 0	9,91,219 1 0	81,067 15 0	10,22,287 0 0	2,11,694 11 0	2,41,488 10 6	4,30,785 5 8	69,846 10 8
Wines and Spirits, at annas 4 per Imperial Gallon	2,68,811 15 7	2,92,710 7 0	29,898 7 5	22,816 8 0	1,764 8 0	24,580 0 0	29,976 6 0	1,021 10 0	20,998 0 0	5,418 0 0	2,87,781 15 7	2,61,712 7 0	29,980 7 5
Beer, at pice 6 per Imperial Gallon ..	28,093 8 11	41,395 5 1	8,301 12 2	8,387 2 0	1,778 15 0	10,166 1 0	15,845 14 0	612 8 0	15,958 6 0	5,792 5 0	22,927 7 11	25,885 15 1	2,409 7 2
Ghee, at annas 10 per Bombay Maund ..	5,14,781 6 8	4,82,872 6 2	51,908 15 6	1,45,699 7 0	1,82,560 1 0	2,98,259 8 0	74,687 0 0	92,228 10 0	1,67,010 10 0	1,81,348 14 0	2,16,521 14 8	2,95,861 12 9	79,839 14 6
Timber, at 2½ per cent. on Market Value.	2,48,200 8 1	4,84,958 4 0	2,36,757 11 11	18,728 9 0	498 8 0	19,216 12 0	89,411 1 0	89,411 1 0	20,184 5 0	2,36,963 12 1	4,45,547 8 0	2,16,583 6 11
Firewood, at annas 2 per Candy	1,01,724 10 6	76,062 9 4	25,672 1 2	8,800 11 0	8,800 11 0	16 0 0	16 0 0	8,284 11 0	98,428 15 6	76,068 9 4	17,367 6 2
			8,47,070 15 10	2,00,129 0 11							92,711 2 0	8,54,781 14 0		4,26,400 1 1	17,867 6 2	
			2,00,129 0 11									92,711 2 0		17,867 6 2		
Total Rs. ..	40,90,800 6 9	42,87,743 5 8	1,46,941 14 11	21,51,858 2 0	2,20,188 8 0	28,71,991 5 0	19,82,502 11 0	1,27,417 15 0	21,10,920 10 0	2,61,070 12 0	17,18,809 9 9	21,26,321 11 8	4,08,012 10 11	

E. M. TALEYARKHAN,
Acting Deputy Assessor and Town Duty Refund Officer.

Appendix B.

STATEMENT contrasting the Imports, Exports and Balance of several articles subject to Town Duty during the year 1919-20 with those for 1918-19.

NAME OF ARTICLE.	IMPORTS.				EXPORTS AND SUPPLY TO GOVERNMENT BY CONTRACTORS.								BALANCE (LOCAL CONSUMPTION AND STOCK).			
	1918-19.	1919-20.	Increase in 1919-20.	Decrease in 1919-20.	1918-19.			1919-20.			Increase in 1919-20.	Decrease in 1919-20.	1918-19.	1919-20.	Increase in 1919-20.	Decrease in 1919-20.
					Exports.	Supply to Government.	Total.	Exports.	Supply to Government.	Total.						
Grain, at annas 6 per Candy .. Candies	85,92,649	87,81,088	1,88,439	17,93,598	1,08,452	19,02,050	20,61,862	6,887	20,68,199	} 1,54,286	14,90,798	15,88,961	48,163
Flour, at annas 4½ per Candy .. Candies	24,264	58,314	33,950	2,03,297	21,770	2,24,067	2,12,142	2,12,142		}
Sugar, at annas 8 per Cwt. .. Cwts.	81,51,240	29,06,144	2,45,096	24,51,465	16,898	24,68,363	19,82,488	62,126	20,44,574	4,23,769	6,82,877	8,61,570	1,78,693
Wines and Spirits, at annas 4 per Imperial Gallon .. Gallons.	10,53,248	11,70,841	1,17,593	95,262	7,058	1,02,320	1,19,905½	4,085½	1,23,992	21,672	9,50,928	10,46,849	95,921
Beer, at pies 6 per Imperial Gallon. Gallons.	10,58,994	13,21,450	2,62,456	2,68,288	56,928	3,25,214	4,91,068	19,600	5,10,668	1,85,364	7,28,680	8,10,782	77,102
Ghee, at annas 10 per Bombay Maund. Maunds.	8,22,650	7,40,695	82,055	2,33,119	2,44,097	4,77,216	1,19,499	1,47,718	2,67,217	2,09,999	2,46,424	4,78,378	1,26,944
Timber, at 2½ per cent. on Market Value. Value Rupees.	88,23,020	1,93,98,390	94,70,310	7,43,942	19,728	7,63,670	13,98,440	15,76,440	8,07,770	91,59,860	1,78,21,890	86,62,540
Firewood, at annas 2 per Candy .. Candies.	8,13,797	6,08,410	2,05,377	66,405	66,405	128	128	68,277	7,47,292	6,08,292	1,39,100

E. M. TALEYARKHAN,

Acting Deputy Assessor & Town Duty Refund Officer.

PUBLIC WORKS.

No. M.C./2/C OF 1920-21.

EXECUTIVE ENGINEER'S OFFICE.

BOMBAY, 25th July 1920.

To

THE MUNICIPAL COMMISSIONER

FOR THE CITY OF BOMBAY.

SIR,

I have the honour to forward the Administration Report of the Department under my control for the year 1919-20.

2. The report is divided under the following heads :—

	Paragraph Nos.
Municipal Building Construction	1—63
Schemes—Overbridges, roads, &c....	64—90
Miscellaneous Works (including Plague Measures) ...	91—106
Disposal of Town Sweepings	107—117
Drainage	118—190
Mechanical Branch	191—250
Roads	251—314
Footpaths	315—318
Tramways	319 322
Public Lighting	323—329
Private Building Construction (including setbacks)..	330—350

MUNICIPAL BUILDING CONSTRUCTION.

3. The conditions obtaining throughout the year under review have probably been unique and unprecedented.

4. The utmost difficulty has been experienced in getting contractors to tender for works and the works in progress have been frequently delayed and held up on account of unforeseen and unavoidable causes.

5. Tenders were repeatedly invited without response and when a tender or tenders were received the rates were invariably greatly enhanced.

6. Shortage of materials, transport and labour were marked features.

7. A number of epidemics thinned the labour market whilst the famine of the preceding year followed by rinderpest seriously reduced the number of bullocks available for transport.

8. The prices of building materials both in Bombay and London were increased on the average to about 2½ times pre-war rates and during the same period the average cost of labour went up about 1½ times.

9. Under such conditions only specially urgent works could be undertaken.

Bathing Places.

10. Tenders for the construction of a bathing place at Dongri Street were invited and the lower of the two tenders received, amounting to Rs. 7,376-4-9 was accepted under Standing Committee Resolution No. 9689 of 12th November 1919. The Contractor Mr. Kanji Velji Mistri was asked to commence the work on the 5th January 1920.

Markets.

11. Tenders for additions and alterations in the Beef Section of the **Arthur Crawford Markets** were re-invited and the only tender of Messrs. B. Maneckji & Co., amounting to Rs. 88,502-12-0, was accepted under Standing Committee Resolution No. 1066 of 7th May 1919. The work was in progress at the close of the year.

12. The work of constructing a Poultry House at the **Arthur Crawford Markets**, has been deferred as the rates for the work which consisted chiefly of iron materials were prohibitive.

13. The work of constructing masonry stalls in the Vegetable Section of the **Arthur Crawford Markets** was completed at a cost of Rs. 7,988-13-2.

14. The work of constructing latrines and urinals for Europeans and Indians in the **Arthur Crawford Markets** was also completed. The accounts were being adjusted at the close of the year.

15. Tenders for the construction of a Market at **Dhobi Talao** for selling Pork were re-invited, and the only tender of Messrs. Sadanand & Co. amounting to Rs. 16,428-15-6 was accepted under Standing Committee Resolution No. 12024 of 23rd January 1920.

16. The plan for the construction of the Market at **Chowpatti** was approved by the Corporation under their Resolution No. 2871 of 10th July 1919, and arrangements were being made with the City Improvement Trust for taking over possession of the plot on which the market is to be erected.

17. The work of constructing the 2nd shed for sheltering animals at the **Bandra Slaughter House** was completed at a cost of Rs. 5,453-12-10.

18. Tenders for making additions and alterations to the **Mutton Slaughter House and Lethal Chamber**, and constructing the labourers' chawl at the **Bandra Slaughter Houses** were invited and the only tender of Messrs. Sadanand & Co. amounting to Rs. 38,457-3-3 was accepted under Standing Committee Resolution No. 11126 of 23rd December 1919. Arrangements were being made to start the work at the close of the year.

19. A sum of Rs. 50,000 was provided in the **Loan Works** budget for 1919-20 for filling in the low lying ground at the **Bandra Slaughter Houses**. Tenders for the work were invited and the lower tender of Mr. Rajaballi Mahomed amounting to Rs. 20,916-9-7 was accepted under Standing Committee Resolution No. 8763 of the 15th October 1919. The work was nearing completion at the close of the year.

20. A provision of Rs. 5,000 was made in the budget for providing new **Mutton and Fish stalls** in **Arthur Crawford Markets**. Plans and estimates were prepared for this work and tenders were being invited for it.

21. A provision of Rs. 6,550 was made in the budget for providing masonry stalls for **Erskine Road Market**. Plans and estimates were prepared for the work and tenders were invited for the same. The lowest tender was accepted under Standing Committee Resolution No. 11663 of 14th January 1920 and the work was in progress.

Latrines and Urinals.

22. A provision of Rs. 27,500 was made in the revised **Loan Works** budget for 1919-20 for the construction of latrines, urinals and bathing places at **Reay Road**. Tenders were invited for the work and the lowest tender amounting to Rs. 29,881-1-8 was accepted under Standing Committee Resolution No. 10202 of 26th November 1919. The work was in progress at the close of the year.

23. From the provision of Rs. 35,000 provided in the **Loan Works** budget for 1919-20 for the construction of latrines and urinals, it was proposed to carry out the work of constructing latrines and urinals at **Arthur Bunder, Colaba**. Tenders were invited for the work, and the lowest tender amounting to Rs. 13,945 was accepted under Standing Committee Resolution No. 1555 of 23rd May 1919. The work was completed at a cost of Rs. 10,375-7-4.

24. A grant of Rs. 16,306 was made from surplus cash balance under Corporation Resolution No. 5678 of 18th November 1918 for re-constructing latrines and urinals for Europeans and Indians between the **Town Hall and the Custom House**. Tenders were invited for the work and the only tender received from Messrs. Anna Balwant & Co. amounting to Rs. 19,368-14-3 was accepted under Standing Committee Resolution No. 5124 of 25th May 1919. The work was in progress at the close of the year.

25. It was proposed to construct latrines, urinals and bathing places at Javel Street from the provision of Rs. 35,000 made in the Loan Works 1919-20 budget for the construction of latrines and urinals. Tenders for the works were invited and the lowest tender amounting to Rs. 16,524-9-7 was accepted under Standing Committee Resolution No. 10784 of 10th December 1919. The work was commenced by the Contractor, but Mr. Mulj Goculdas, the owner of the adjoining land, offered to give to the Municipality a plot of land of the equal area in exchange of the Municipal plot of land on which the latrines were being built. He also offered to pay the cost of the work already carried out by the Contractor, and the difference in value, if any, of both the plots of land. As the proposal was a good one and mutually advantageous the work was stopped pending Corporation's sanction.

Cemeteries.

26. The total cost of filling in a portion of the Roman Catholic Cemetery at Haines Road which was completed last year by the Contractor, Mr. Abdul Karim Haji Karimbux, amounted to Rs. 44,749-6-2.

27. The total cost of filling in a further portion of the Haines Road Hindu Cemetery which was completed last year amounted to Rs. 4,567-10-10.

28. A portion of the compound wall at this Cemetery which was urgently required, was constructed through the agency of the Petty Works Contractor at a cost of Rs. 2,584-11-1. Tenders for the remaining portion of the compound wall were invited and the lower tender of Messrs. Khimji Narsi and Deoram Keshavji amounting to Rs. 25,771-3-2 was accepted under Standing Committee Resolution No. 11665 of 14th January 1920. Arrangements were being made to start the work at the close of the year.

29. A sum of Rs. 50,000 was provided in the Loan Works budget for 1919-20 for filling in the low lying ground at the Roman Catholic Cemetery at Haines Road. The revised estimate for this work was approved under Corporation Resolution No. 4763 of 15th September 1919. Tenders for the work were invited and the lower of the two tenders received amounting to Rs. 31,725 from Mr. Abdul Karim Haji Karimbux was accepted under Standing Committee Resolution No. 12513 of 4th February 1920. The work was in progress at the close of the year.

Refuse Destructors.

30. The Corporation having approved of the work of constructing the Lightning Crusher at Carnac Bridge for the disposal of refuse under their Resolution No. 2161 of 19th June 1919. A provision of Rs. 60,000 was made in the revised Loan Works budget for 1919-20, and Rs. 1,00,000 in the Loan Works budget for 1920-21. Tenders for the construction of the shed for the Lightning Crusher were invited and the lowest tender amounting to Rs. 1,10,147-14-5 was accepted under Standing Committee Resolution No. 12886 of 11th February 1920. The work was in progress at the close of the year.

Stables.

31. Estimates and plans for the construction of the offices and stables for D Ward bullocks at Annesley Road were prepared and sent to the Corporation for approval and under their resolution No. 2147 of 19th June 1919 instructions were given for revising the estimates.

32. A sum of Rs. 50,000 was provided in the Loan Works budget for 1919-20 for the work of constructing bullock stables and offices, &c., for the Health Department at Purbhadevi Road. The work was approved under Corporation Resolution No. 3791 of 7th August 1919. Tenders for the work were invited and the lowest tender amounting to Rs. 58,036-2-6 was accepted under Standing Committee Resolution No. 11662 of 14th January 1920. The excess of Rs. 8,036 over the budget provision was sanctioned to be met from the surplus loan balance under Corporation Resolution No. 13120 of 16th January 1920. The work was in progress at the close of the year.

Chawls.

33. The work of constructing two chawls for the begaries of the Health and Market Departments at Palton Road was in progress at the close of the year.

34. The work of constructing the five ground floor chawls for the Health Department begaries of F Ward at Dadar was completed at a cost of Rs. 69,176-1-11.

35. The work of constructing the foundations and the plinth of the 2nd chawl at alpakhady was completed at a cost of Rs. 14,054-8-2. Proposals for constructing the superstructure were under consideration at the close of the year.

36. The work on overhauling the roof of the chawl at Suklaji Street was completed at a cost of Rs. 14,764-11-7.

37. A sum of Rs. 30,000 was provided in the Loan Works budget for 1919-20 and a further sum of Rs. 20,000 in the budget for 1920-21 for the construction of six semi-permanent chawls consisting of 60 rooms on the Foras Tank site. The work was approved under Corporation Resolution No. 12025 of 23rd January 1920. Tenders were invited for the work and the lowest tender amounting to Rs. 54,169 was accepted under Standing Committee Resolution No. 12025 of 23rd January 1920. The work was in progress at the close of the year.

38. A provision of Rs. 59,000 was made in the revised Loan Works budget for 1919-20 and an additional grant of Rs. 1,50,000 in the Loan Works budget for 1920-21 for the work of constructing six two-storied chawls for Halalkhores and Begaries of F Ward at Dadar. Plans and estimates for the work were approved under Corporation Resolution No. 304J of 14th July 1919. Tenders were invited for the work and the lowest tender amounting to Rs. 2,79,528 was accepted under Standing Committee Resolution No. 9371 of 5th November 1919. The work was in progress at the close of the year.

39. A sum of Rs. 10,000 was provided in the budget for 1919-20 for the work of constructing a chawl for refuse begaries at Bapty Road. Tenders were invited for the work and the lowest tender amounting to Rs. 12,346-8-0 was accepted under Standing Committee Resolution No. 8761 of 15th October 1919. A transfer of Rs. 2,346-8-0 was sanctioned under Corporation Resolution No. 9630 of 10th November 1919 to meet the excess over the budget provision. The work was completed at the close of the year.

Offices.

40. The construction of Ward offices and quarters for the various Municipal Departments has been kept in abeyance pending funds.

41. A sum of Rs. 31,000 was provided in the revised Loan Works budget for 1919-20 for making additions and alterations to the existing A Ward office at Mint Road for the use of the Road and the Water Departments. The work was approved under the Corporation Resolution No. 7385 of 23rd January 1919. Tenders were invited for the work and the only tender of Mr. Dossabhoj Hormusji Contractor amounting to Rs. 31,068 was accepted under Standing Committee Resolution No. 1671 of 28th May 1919. The work was completed at the close of the year.

Staff Quarters.

42. The work of erecting quarters for engine drivers, firemen and oilmen, &c., at the Love Grove Pumping Station was kept in abeyance for want of funds.

Hospitals.

43. The work of constructing 4 European Wards, Mortuary, Kitchen and Stores, &c., at the Arthur Road Hospital was in progress.

44. Tenders were invited for the construction of the Resident Medical Officer's and Nurses' Quarters and Administration Block at the Arthur Road Hospital, and the lowest tender amounting to Rs. 1,36,844-5-1 was accepted under the Standing Committee Resolution No. 39 of 2nd April 1919. The work was in progress at the close of the year.

45. The work of filling in the tank opposite the Arthur Road Hospital having been approved under Corporation Resolution No. 537 of 14th April 1919 and a provision of Rs. 50,000 being made in the Loan Works budget for the year 1919-20, tenders for the work were invited and the lowest tender amounting to Rs. 49,857-15-3 was accepted under Standing Committee Resolution No. 1319 of 14th May 1919. The work was completed at the close of the year.

46. A further provision of Rs. 40,000 was made in the revised Loan Works budget for 1919-20 for filling in the remaining portion of the tank opposite the Arthur Road Hospital. Tenders were invited and the only tender of Mr. Abdul Karim Haji Karimbux amounting to Rs. 43,182-15-0 was accepted under the Standing Committee Resolution No. 12884 of 11th February 1920. The work was in progress at the close of the year.

47. The work of constructing 3 additional wards at the Arthur Road Hospital was completed, by Contractors Messrs. Phatak and Walchand, Ltd., at a cost of Rs. 72,186-13-11.

Primary Schools.

48. The revised estimates for the construction of the **Primary Schools at Babula Tank and Dongri Street** were approved by the Corporation under their Resolution No. 2861 of 10th July 1919 and by Government under G. O. No. 2780 of 5th August 1919. Tenders were invited for both the schools.

49. The lowest tender amounting to Rs. 3,42,958-2-9 for the **Babula Tank School** was accepted under Standing Committee Resolution No. 10532 of 3rd December 1919 and the work was in progress.

50. The lowest tender amounting to Rs. 2,18,328-3-0 for the **Dongri Street School** was accepted under Standing Committee Resolution No. 10950 of 17th December 1919. The land on which the school is to be built, was leased to private parties. Notices were served to them to vacate the land but they pleaded the Rent Act and expressed their inability to hand over possession of the same. The Municipal Solicitors were consulted in the matter and suits were being filed in the High Court to eject the parties from the land.

51. The construction of the **Schools at Mustan Tank and DeLisle Road** was deferred pending funds.

52. The Municipal contribution for the construction of the **combined Dispensary and School at Sandhurst Road** was increased to Rs. 50,000 in the budget for 1919-20. Tenders for the work were invited and the lowest tender amounting to Rs. 68,084-10-5 was accepted under Standing Committee Resolution No. 1556 of 23rd May 1919. The work was in progress at the close of the year.

Gardens.

53. The work of carrying out certain additions and improvements in the **Tiger and Monkey Houses in the Victoria Gardens** was completed. The accounts were being adjusted at the close of the year.

54. The ground on which it was intended to provide **wrought iron fence and expanded metal at the Victoria Gardens** having been included in the City Improvement Trust Scheme the grant provided in the budget was surrendered.

Miscellaneous.

55. Tenders for the work of erecting a fountain at the junction of **Sandhurst Road and Dongri Street** were re-invited, but no tender was received. The work had therefore to be postponed.

56. The **building and repair works entrusted to the Annual Repairs and Petty Works Contractor** during the year amounted to Rs. 1,15,521-8-8.

57. The work of constructing the stores rooms in the **Hindu and Mahomedan Cemeteries at Tank Bunder and Reay Road** respectively was completed by the Petty Works Contractor at a cost of Rs. 1,901-8-4.

58. The work of constructing two chowkies for the Cemetery Clerks at **Tank Bunder and Reay Road** was completed at a cost of Rs. 1,352-7-8.

59. A sum of Rs. 5,000 was provided in the estimate for the construction of 4 European Wards, Mortuary, Kitchen and Stores, &c., at the **Arthur Road Hospital** for removing the Health Camps standing on the site proposed for the four European Wards, etc., and to reconstruct 40 rooms on the reclaimed site at the junction of **Arthur Road and DeLisle Road**. Tenders for the work were invited and the lowest tender amounting to Rs. 4,243-2-6 was accepted under Standing Committee Resolution No. 574 of 16th April 1919. The work was completed by the Contractor at a cost of Rs. 2,443-6-8.

60. A provision of Rs. 19,000 was made in the **Loan Works** budget for 1918-19 and Rs. 15,000 in the 1919-20 budget for constructing 40 additional washing stones at **Mahaluxmi Dhobiwada**. The revised estimate was approved by the Corporation under their Resolution No. 8204 of 13th February 1919. Tenders were invited for the work and the lowest tender amounting to Rs. 30,557-5-7 was accepted under Standing Committee Resolution No. 853 of 30th April 1919. The work was completed at the close of the year at a total cost of Rs. 26,726-15-5.

61. A sum of Rs. 7,900 was provided in the budget for 1919-20 for providing Mangalore tile roof over the existing cast iron sheet roof covering, etc., to the begaries' chawl at Deonar. Tenders for the work were invited and the lowest tender amounting to Rs. 8,548-13-7 was accepted under Standing Committee Resolution No. 13294 of 20th February 1920. Arrangements were being made to start the work at the close of the year.

62. The painting works entrusted to the Painting Contractor during the year amounted to Rs. 26,364-1-3.

63. In addition to the works referred to above estimates in the cases mentioned in the accompanying statement marked A were prepared by the Architectural Branch (works costing less than Rs. 3,000 not being included).

ESTIMATES.

Markets.

	Rs.
1. Market at Matunga	98,650
2. Additions and alterations to Beef Section at A. C. Market	65,456
3. Market at Chowpati	2,00,000
4. Market on Gilder Tank Site	4,20,400
5. Erecting shops in the Mutton Market at Erskine Road	6,550
6. Pork Market at Lohar Street (Dhobi Talao)	9,460
7. Cold Storage in Arthur Crawford Markets	66,780
8. Poultry House do.	59,910
9. 21 stalls (Fish Section) do.	5,000

Latrines, Urinals and Bathing Places.

10. Latrines & urinals at Arthur Bunder (Colaba)	12,250
11. Do. between Town Hall & Customs House	16,306
12. Do. at Cavel Street	13,870
13. Do. & Bathing Places at Reay Road	27,475
14. Washing Place at Dongri Street	6,270
15. Latrines & urinals at Abdul Rehman Street	19,200

Hospitals.

16. Removing and reconstructing Servants' Quarters in the Maratha Hospital	9,825
17. Painting of several buildings, &c., at the Acworth Leper Asylum, Matunga	8,900

Quarters, Offices & Stables and Chawls.

18. Ground and 1st floor chawls for begaries (240 rooms) at Dadar	2,90,000
19. Stable and offices, &c., at Purbhadevi Road	49,520
20. Certain additions and alterations to A Ward office at Mint Road	27,080
21. 2nd chawl for Halalkhores at Valpakhady	92,220
22. Chawls of 20 rooms for begaries at Bapty Road	11,310
23. Semi-permanent chawls (60 rooms) at Foras Tank Site	50,000
24. Providing Mangalore tiled roof over the existing C. I. sheet, including painting to begaries' chawl at Kurla Deonar	7,900
25. Ground and 1st floor chawls (60 rooms) at Kurla Deonar	20,000
26. Caretaker's quarters for Primary School at Ardesbir Dady Street	2,200
27. Removing and reconstructing a portion of the existing flooring and the floor opposite Secretary's office (Municipal Office Buildings)	3,500
28. Additions and alterations to the open terrace on the north side of the Corporation Hall 2nd floor	7,070
29. Offices and stables, &c., at Annesley Road	3,86,500

Cemeteries.

30. Filling in the low lying ground at Roman Catholic Cemetery, Haines Road	29,150
31. Do. further portion do. do.	26,400
32. Compound wall of the Roman Catholic Cemetery, Haines Road	22,690
33. A portion of the compound wall do. do.	3,000
34. Marble Tablet to Gate Pillar in the Bene-Israel Cemetery at Grant Road	275

Gardens.

35. Proposed canopy over the Bust of Lord Northbrook at the Northbrook Gardens	800
--	-----

Bandra Slaughter Houses.		Ra.
36.	Filling in the low lying ground at Bandra Slaughter House	51,860
37.	A shed for Lightning Crusher, &c., at do.	31,200
38.	Certain additions and alterations to Mutton Slaughter House, Lethal Chamber, Labourers' chawl, &c.	33,180
School and Dispensary.		
39.	Primary School at Babula Tank	3,58,200
40.	Do. Dongri Street	2,27,074
41.	School and Dispensary at Sandhurst Road.. .. .	40,404
42.	Removing the existing Gujarati Primary School from Purbhadevi Road and re-erecting the same at Foras Tank Site	5,000
Fountains.		
43.	Fountain at Cathedral Street.. .. .	3,000
44.	Do. Mint Road	15,000
45.	Fountain for cattles, &c., at Narayen Dhuru Street	2,000
Miscellaneous.		
46.	Filling in the tank opposite Arthur Road Hospital	40,000
47.	Cement godowns, &c., at Tardeo Flats	1,32,760
48.	Lightning Crusher at Carnac Bridge (South)	1,10,693
49.	Providing W. I. railing with compound wall for the recreation ground at Gilder Tank	9,000

SCHEMES—OVERBRIDGES, ROADS, &c.

Overbridges.

64. *Curry Road Overbridge.*—The western approach will be connected with the De Lisle Road approach when the latter is taken in hand.

65. *Clerk Road Overbridge, G. I. P. Railway.*—One of the properties acquired in connection with this Overbridge has been required by the City Improvement Trust for their Scheme No. 47, and another property has been purchased by the G. I. P. Ry. for quadrupling purposes.

66. *Mahaluxmi Overbridge.*—The alignment of the overbridge on the west side of Mahaluxmi Station along Junction Road has not yet been finally settled.

67. *DeLisle Road Overbridge.*—The work will be taken in hand by the B. B. & C. I. Ry. when materials are available.

68. *Dadar Road Overbridge.*—Government having notified the acquisition of certain properties comprised in Municipal Dadar Overbridge Scheme, the latter scheme will have to be revised. The Bridge plans have been prepared.

69. The certified expenditure paid by the Municipality during the year for all the Overbridges amounted to Rs. 20,174-5-2.

70. *Victoria Road Overbridge.*—Government have been requested to acquire properties under the Land Acquisition Act.

Roads.

71. *Widening of Church Gate Street.*—Almost all of the properties have been acquired. Buildings standing on the land behind Church Gate Street have been removed and arrangements are being made to sell the surplus land by public auction.

72. The total expenditure incurred during the year amounted to Rs. 4,25,079-14-9.

73. The Fort Press Co., the owners of one of the properties acquired, having been dissatisfied with the decision of the Appeal Court, have made a reference to the Privy Council.

74. The claimants in another case have made a reference to the High Court for higher compensation.

75. *Dalal Street and Apollo Street Scheme.*—Proceedings for the acquisition of the properties are pending before the Land Acquisition Officer.

76. *Golangi Hill Road Scheme.*—Revised scheme and estimates are under consideration of the Corporation.

77. *Through Road from Worli to Mahim.*—Almost all the properties have been acquired and the work of constructing the road is nearing completion.

78. The total expenditure incurred during the year amounted to Rs. 58,770-14-0.

79. *Widening of Sonapur Lane and Nesbit Lane.*—All the properties have been acquired.

80. *Dadar-Kumbharwada Road.*—First Section : from the junction of Elphinstone Road and Tulsi Pipe Line to Saitan Chowki.

81. All the properties have been acquired and the work of constructing the road is taken in hand. Properties for the 2nd section—from the Saitan Chowki to the junction of Lady Jamsedji Road and the Portuguese Church Street—are also being acquired.

82. The total expenditure incurred amounted to Rs. 46,374-8-0.

83. *Musjid Bunder Road.*—Proceedings for the acquisition are going on before the Land Acquisition Officer.

84. *Nakhoda Street and Abdul Rehman Street.*—The properties have been acquired.

85. *1st Marine Street.*—Further properties have been acquired at a cost of Rs. 65,000.

86. *The Junction of DeLisle Road with Arthur Road.*—The properties have been acquired at a cost of Rs. 48,489-12-0.

87. *Mahim Development Scheme.*—The Corporation under their resolution No. 3349 of 24th July 1919 sanctioned (1) a 60 ft. road from the Mahim Station to Lady Jamshedji Road and (2) two proposed roads and a park extending between Purbhadevi Road and Dadar Kumbharwada Road.

88. The acquisition of almost all the properties for the 1st road has been effected and the work of road construction will shortly be taken in hand.

89. Much of the land required for the 2nd work has been arranged for and the remainder is under acquisition.

90. The sanction of the Corporation to carry out the following further works has been applied for and preliminary steps for the acquisition of the properties required are being advanced :—

(1) Extension of DeLisle Road northwards to meet Lady Jamshedji Road.

(2) Improving and widening Lady Jamshedji Road from the Bombay Woollen Mills to Bandra Causeway.

MISCELLANEOUS.

91. *Worli Hill.*—(Setna's property and others)—

The Improvement Trust are acquiring the Municipal properties in connection with their schemes.

92. *Primary School at Valpakhady, Mazagon.*—Proceedings for the acquisition are going on before the Land Acquisition Officer.

93. *Extension of Arthur Road Hospital.*—The property has been acquired under the Land Acquisition Act. The owner has made a reference to the High Court against the award made by the Collector.

94. The total expenditure incurred amounted to Rs. 99,199-11-0.

Love Grove Sewerage Outfall Works.

95. The most difficult and dangerous section of this Outfall was satisfactorily completed. The main rock barrier has been cut through and the twine-barrel sewer now discharges into deep water at a distance of 2,018 feet from the Engine-house.

96. The position reached was considered a suitable one at which to stop operations pending the decision on the proposals submitted by me and referred to in relating to the improvement, extension and modification of the sewerage system of the City and the probable transference of the main outfall to and beyond the north-east of the Island.

97. In the event of these proposals being given effect to the Love Grove Outfall will be retained as an emergency outfall for use only during the monsoon.

98. A concrete apron was put in at the extreme end of the work to prevent the possibility of scouring taking place.

99. During the working season the state of the sea was most unfavourable for carrying on this class of work in such an exposed situation.

100. A storm of great severity occurred on June 1st 1919 as a result of which a portion of the temporary jetty was carried away. It is gratifying to note that no damage whatever was done to the permanent structure.

101. Labour was very scarce during the whole year and it was impossible on this account to work double shifts as in former years.

102. The total quantity of materials supplied to the Road Department for the year amounted to 3,567 tons making the total quantity supplied to date equal to 13,817 tons.

103. The Motor Lorries belonging to the Engineering Department were worked by this office staff, the total tonnage carried being 19,134 tons, principally of material for road construction and maintenance.

Plague and Cholera Measures taken during the Year 1919-1920.

104. (1) The following camps were erected on the Municipal land at a cost of Rs. 2,200 and were provided with latrines, water supply and lighting arrangements at Municipal expense :—

Locality.	No. of rooms.
1. Annesley Road	50
2. Mahim Garden	50
Total No. of rooms .. 100	

105. (2) The semi-permanent Health Camps, which existed at the undermentioned places in the previous years, were maintained at Municipal expense during the year under report :—

1. 2nd Koli Lane (Govt. land)	20
2. Suklaji Street (Municipal land)	20
3. Chinchpokli .. do.	100
4. Mahim Station	37
Total No. of semi-permanent camps	177

106. The total cost of repairing and maintaining these camps amounted to Rs. 3,536-2-1.

DISPOSAL OF TOWN SWEEPINGS.

Kutchra Reclamation Works at Deonar.

107. Owing to the removal of the Skinning ground from Kurla to Deonar the split bamboo fencing enclosing the ground at Kurla was removed and refixed at the latter place at a cost of Rs. 726-6-3.

108. 116 new coir mat covers for kutchra refuse wagons and 6 tarpaulins for drain wagons were prepared at a cost of Rs. 2,904-10-3.

109. The additional area reclaimed during the year was about 6 acres bringing the total to 207 acres leaving a balance of 616 acres yet to be reclaimed.

110. The rights of cultivating the reclaimed land and fishing in the Khajan land for the year 1920-21 were sold for Rs. 14,800 and Rs. 2,000 respectively as against Rs. 11,000 and Rs. 3,500 realised for the previous year.

111. There was no railway accident during the year.

112. Only one fire took place in the kutchra deposit on 27th March 1920 but there was no loss to Municipal property.

113. Two Kutchra trains were run almost throughout the year. The engine detention charge Rs. 5 per hour for each of the two daily trains was paid almost throughout the year, the temporary siding being too long to allow the shunting operations being done within the stipulated time of 30 minutes.

114. There were 35 deaths from fever, dysentery, &c. (23 adults and 12 children) in unloading workmen's camp at Deonar.

115. The Sub-Registrar visited the unloading camp thrice a week and attended the sick. Medicines, &c., were administered to the staff at Municipal expense.

116. A free school for low caste children within the camp has been conducted by the the Depressed Class Mission, Bombay, for the last 13 years and is well attended.

117. The Scheme for the transference of the location for the collection of refuse on Palton Road to the site of the Municipal Night Soil Depot at Carnac Bridge and the erection of lighting dust manipulators thereat was approved. The construction work is now in progress and when completed will result in the refuse being disposed of in a much more sanitary manner and at the same time effect a saving of from one to one and a half lakhs annually on cartage alone.

DRAINAGE.

Construction of Sewers, Drains and Public Conveniences.

118. The first, second and third sections of the ovoid sewer in connection with the duplication of the Tansa Main worked very satisfactorily during the year. Revised plans and estimates for constructing a supplementary ovoid sewer from the junction of Hornby Road and Palton Road through Sydenham Road and upto the junction of Grant Road and Falkland Road have been prepared and submitted to the Corporation for approval. The total certified expenditure on the abovementioned three sections upto the end of the year amounted to Rs. 8,91,098-1-9.

119. As stated in the last report all the main works at Love Grove in connection with the measures for relieving the surcharging of sewers have been completed, only some subsidiary works having had to be postponed owing to the difficulty in procuring the necessary articles from England on account of the war. The total certified expenditure upto the end of the year including that on the subsidiary works amounted to Rs. 17,05,172-9-0.

120. A revised estimate amounting to Rs. 3,68,096 having been sanctioned by the Corporation, for constructing an ovoid sewer from Matunga Station to the north of Dadar Station tenders were invited for the same and the lowest tender of Mr. Vital Sayana, amounting to Rs. 3,58,490 was accepted under the Standing Committee's Resolution No. 5924 of 29th November 1918 and the work was started on 16th December 1918 and was to be completed on 15th August 1919. It was, however, not completed within the contract period owing to various difficulties, but it is now nearing completion. The total certified expenditure upto the end of the year amounted to Rs. 2,40,405-9-0.

121. No further claims for the pieces of lands for the extension of the Low Level Channel No. II from DeLisle Road to Dadar Road, through which the Channel was constructed under the powers reserved to the Municipal Commissioner under Section 222 of the Municipal Act were preferred during the year.

122. The remaining portion of the work of regrading and covering the old storm-water drain from Foras Road to Falkland Road and constructing a storm-water drain in Annesley Road was completed by the Contractors Messrs. Krishnaji, Chinoo & Sons on 18th April 1919. The total certified expenditure upto the end of the year including the 1st part of the work amounted to Rs. 30,316-11-8.

123. To remedy the flooding at the junction of Kalachowky Road and Parel Road, it was proposed to construct storm water drain at the junction of Kalachowky Road and Parel Road. Tenders were invited four times but none were received. It has, therefore, been taken in hand departmentally from 1st April 1920 and is now in progress. The total certified expenditure upto the end of the year amounted to Rs. 1,977-1-7.

124. The work of constructing a storm-water drain in Girgaum Road from New Wady to Thakurdwar was completed by the Contractors, Messrs. Haji Ahmed Haji Sulleman and Co., on 7th May 1919, the contract date for its completion being 19th May 1919. The total certified expenditure upto the end of the year amounted to Rs. 21,780-15-7.

125. With a view to prevent flooding during rains in Hughes Road, it was proposed to construct (1) a storm-water covered masonry drain in Gowalia Tank Road, (2) storm-water covered masonry drain in a portion of Gibbs Road, Pedder Road, Hughes Road and Babulnath Road and (3) storm-water covered masonry drains in Dammer Lane and in French Road. Tenders were invited for these works. The tender of Mr. Haji Jusab Haji Vali Mahomed for the work (1) amounting to Rs. 15,247 was accepted under the Standing Committee's Resolution No. 857 of 30th April 1919. The work was completed on 21st July 1919. 15 days after the

contract period which expired on 6th July 1919. The lowest tender of Mr. Haji Jusab Haji Valli Mahomed for work (2), amounting to Rs. 11,213 was accepted under Standing Committee's Resolution No. 856 of 30th April 1919 and the work was completed by him on 11th July 1919, the date of the expiry of the contract period. The tender of Mr. Haji Jusab Haji Valli Mahomed for work (3), amounting to Rs. 12,443 was accepted under Standing Committee's Resolution No. 1317 of 14th May 1919 and the contractor completed the work on 5th July 1919, the contract date for its completion being 21st July 1919. The total certified expenditure upto the end of the year amounting to Rs. 16,428-5-6, Rs. 9,998-9-3 and Rs. 15,309-1-3 respectively for the above three works.

126. Several complaints having been received from the house-owners regarding nuisance created by the side drains in Gamdevi Road, it was proposed to construct a covered storm-water drain with half-sized water entrances and water tables in that road. Tenders were invited for the work and the lowest tender of Mr. Haji Jusab Haji Valli Mahomed, amounting to Rs. 22,132 was accepted under the Standing Committee's Resolution No. 8766 of 15th October 1919. The work was completed on 27th January 1920, nine days after the expiry of the contract date. The total certified expenditure upto the end of the year amounted to Rs. 18,030-10-2.

127. As the side drains in Chowpaty Road were not very efficient flooding took place in that road during the rains and it was, therefore, proposed to construct a covered storm-water drain with half-sized water-gullies and water-tables in Chowpaty Road. Tenders were invited and the lowest tender of Mr. Haji Jusab Haji Valli Mahomed, amounting to Rs. 22,806 was accepted by the Standing Committee under their Resolution No. 9367 of 5th November 1919. The work was completed on 7th February 1920, the date on which the contract period expired. The total certified expenditure upto the end of the year amounted to Rs. 17,048-11-8.

128. Nuisance having been caused on account of sullage finding its way into the existing side drains in Mount Road, and as these side drains were not efficient for the drainage of the road, it was proposed to construct storm-water drains in (a) Victoria Road from Mount Road to Reay Road and (b) in Mount Road from Love Lane to Victoria Road. Tenders were invited for both these works separately and the lowest tender of Messrs. Teju Kaya & Co., amounting to Rs. 28,626 was accepted under the Standing Committee's Resolution No. 9368 of 5th November 1919 for work (a). This work was completed on 2nd January 1920, the contract date for its completion being 18th February 1920. The total certified expenditure on this work upto the end of the year amounted to Rs. 25,068-11-10. As regards the work (b) the lowest tender of Messrs. Krishnaji Chinoo & Sons, amounting to Rs. 42,451, was accepted under the Standing Committee's Resolution No. 9369 of 5th November 1919. The work was completed on 10th February 1920, the contract date for its completion being 19th March 1920. The total certified expenditure on this work upto the end of the year amounted to Rs. 36,496-0-3.

129. The land on either side of Fergusson Road having been reclaimed and built upon, the water which formerly used to flow away on to the low-lying lands on either side flooded the road and it was, therefore, proposed to construct a covered storm-water drain in that road between its junction with Haines Road and the culvert on the Low Level Channel. Tenders were invited and the lowest tender of Messrs. Rowji Sojpal & Co., amounting to Rs. 61,840 was accepted under the Standing Committee's Resolution No. 9370 of 5th November 1919. The work was completed on 9th February 1920, the contract date for its completion being 25th March 1920. The total certified expenditure upto the end of the year amounted to Rs. 59,529-6-4.

130. As the water from the lands on the east of the B. B. & C. I. Ry., between Mahalaxmi and Parel Station was flowing through the two water-courses which discharged through the low-lying land by the side of the Railway lines into the tank of the Leopold Mills, it was proposed to construct covered drains on the east of the Railway lines so as to drain the water from the water-courses into the closed storm-water drain in Haines Road. A part provision of Rs. 79,000 having been made for the work, tenders were invited and the lowest tender of Messrs. Teju Kaya & Co., amounting to Rs. 73,490 was accepted under the Standing Committee's Resolution No. 11664 of 14th January 1920. The work was progressing satisfactorily at the end of the year, the contract date for the completion of the work being 18th June 1920. The total certified expenditure upto the end of the year amounted to Rs. 9,048-1-9.

131. Owing to the widening of Worli Road, it was proposed to construct storm-water drains in Worli Road, from its junction with Cleveland Road to a distance of 2,550 feet southwards. Tenders were invited and the lowest tender of Messrs. Rowji Sojpal and Co., amounting to

Rs. 35,705 was accepted under the Standing Committee's Resolution No. 8764 of 15th October 1919. The work was completed on 23rd December 1919, the contract date for its completion being 28th January 1920. The total certified expenditure upto the end of the year amounted to Rs. 32,898-3-0.

132. The Corporation having sanctioned funds under their Resolution No. 9923 of 17th November 1919 for the further extension northwards of the ovoid sewer from Matunga to Dharavi, tenders were invited for the work and the lowest tender of Messrs. Teju Kaya & Co., amounting to Rs. 2,72,834 was accepted under the Standing Committee's Resolution No. 10785 of 10th December 1919. The work was progressing satisfactorily at the end of the year, the contract date for its completion being 25th June 1920. The total certified expenditure upto the end of the year amounted to Rs. 1,10,730-2-8.

132 A. Complaints having been received from the residents at Parel Cross Road about the nuisance caused by the open water-course, it was proposed to cover the open drain thereat from Kalachowky Road to Arthur Road. Tenders were invited for the work and only one tender amounting to Rs. 21,613 was received from Messrs. Teju Kaya & Co., and the same was accepted under the Standing Committee's Resolution No. 10531 of 3rd December 1919. The work was completed on 25th January 1920, the contract date for its completion being 19th February 1920. The total certified expenditure upto the end of the year amounted to Rs. 20,884-5-10.

133. To remedy the flooding of a portion of Girgaum Road during the rainy season, it was proposed to construct storm-water drains in Girgaum Road, Charni Road, and Queen's Road and to fill in the side drains. Tenders were invited for the works and the lower tender of Messrs. Krishnaji Chinoo & Sons amounting to Rs. 53,555 was accepted under the Standing Committee's Resolution No. 10004 of 19th November 1919. The work was progressing satisfactorily at the end of the year, the contract date for its completion being 2nd May 1920. The total certified expenditure upto the end of the year amounted to Rs. 21,768-0-1.

134. Action under Section 305 of the Municipal Act was taken for levelling, lighting, metalling and draining Hanuman 1st and 2nd Cross Lanes, but as the sewer was laid prior to the year 1888, it was decided to construct storm-water drains at Municipal expense. The Corporation having sanctioned funds for the work, tenders were invited and the lower tender of Mr. Jivaji Kasamji amounting to Rs. 17,050 was accepted under the Standing Committee's Resolution No. 10005 of 19th November 1919. The work was completed on 21st January 1920, the contract date for its completion being 5th February 1920. The total certified expenditure upto the end of the year amounted to Rs. 13,635-14-11.

135. It was found necessary to construct a sewer in Argyle Road to join the one to be constructed by the Port Trustees at Carnac Siding Road. Tenders were invited, but as only one tender was received and as the rates were very high, it was rejected, and tenders were re-invited. Again only one tender, that of Mr. Jivaji Kasamji, amounting to Rs. 8,773-96 was received and this was accepted under the Standing Committee's Resolution No. 1125 of 23rd December 1919. The work was progressing satisfactorily at the end of the year and it is expected to be completed earlier than its contract date, *viz.*, 6th May 1920.

136. It was proposed to construct a storm-water drain in Chinchpokli Road for the better surface drainage of that road, as well as of Chinchpokli Cross Lane. Tenders were invited and the lowest tender of Mr. Haji Jusab Haji Valli Mahomed amounting to Rs. 6,422 was accepted, under the Standing Committee's Resolution No. 1318 of 14th May 1919. The work was completed on 24th November 1919, the date on which the contract period expired. The total certified expenditure upto the end of the year amounted to Rs. 6,208-13-8.

137. For better disposal of the sewage of the premises in the passages east and west of Tulsi Pipe Road it was found necessary to construct 9" pipe sewers. Tenders were thrice invited but none were received. It has, therefore, been taken in hand departmentally, and the same is in progress.

138. Provision of Rs. 25,000 having been made in the Budget for 1919-20 for providing new pattern S.-W. entrances with C. I. gratings and frames, 62 water entrances have been constructed in B Ward, in the Elphinstone Reclamation District, during the year. The total certified expenditure upto the end of the year amounted to Rs. 17,070-3-5.

139. A sum of Rs. 7,096 was provided to remodel the kutchra side drain along the Halalkhors' chawl at Tardeo Flats. The length of the drain requiring to be made pucca was considerably reduced, as the Road Department recently filled in a part of the side drains and provided water-tables thereat. A small length was, therefore, made pucca departmentally during the year. The total expenditure upto the end of the year amounted Rs. 1,335-8-4.

140. It was proposed to construct a covered road side drain from the junction of Borebhat Lane and Cow Lane and to connect it to the existing road side covered drain at the junction of Cow Lane and Kandewadi Lane in order to abate the nuisance created by the catch S.-W. drain. The work was completed departmentally at a total cost of Rs. 1,941-3-2.

141. To prevent the nuisance caused by the stagnation of waste water flowing down from Naigaum Road, it was proposed to pave a portion of the water-course in Vincent Road. The work was completed departmentally during the year at a total cost of Rs. 477-7-5.

142. It having been decided that sewers should be laid in private streets at Municipal expense, the laying of 9" pipe sewers in Vanzawadi, Mahomedan Street and Ghelabhai Street No. 1, was carried out departmentally during the year. The total certified expenditure upto the end of the year amounted to (1) Rs. 5,316-9-3, (2) Rs. 2,203-3-10 and (3) Rs. 2,517-11-3, respectively.

143. It was proposed to cover the Municipal open drain in order to give free access to the vehicular traffic between the private street off Carrol Road and Carrol Road. Funds have been sanctioned by the Corporation under their Resolution No. 13,147 of 16th February 1920. Draft contract and plans are under preparation. Tenders will be invited during 1920-21.

144. In pursuance of action taken under Section 305 calling upon the owners of certain private streets to pave, metal and drain, etc., the same, the works at the following streets were, carried out during the year at a cost noted against them :—

	Rs.	a.	p.
(1) Providing S.-W. covered drain with 6 half-sized water entrances in New Street No. 4 and connecting the same to the existing drain at Sankli Street	4,007	15	0
(2) Providing S.-W. drain under the North side footpath with inspection chamber covers in Vanzawadi passage	4,474	2	0
(3) Providing a S.-W. covered masonry drain in Karelwadi Lane and Karelwadi Cross Lane	8,165	3	0
(4) Providing S.-W. drain in Mahomedan Street	8,579	0	4
(5) Providing covered masonry S.-W. drain in Chinchpokli Cross Lane ..	14,754	8	11
(6) Providing water entrances at the junction of Kandewadi and Akalkote 1st, 2nd and 3rd Lanes and Cow Lane	2,437	12	6
(7) Providing S.-W. drains in Ghelabhai Streets Nos. 1, 2 and 3 ..	6,227	7	5
(8) Providing S.-W. drain in private road, opposite K. & S. Motor Works, at Tardeo Road	2,662	2	10
Total ..	51,301	4	0

The works mentioned in items Nos. 1 to 4 and 6 were carried out departmentally and that mentioned in item 8 was carried out by the Annual Repair and Petty Works Contractors. Tenders were invited for works mentioned in items 5 and 7 and the lowest tenders of Mr. Haji Jusab Haji Valli Mahomed were accepted and the works were completed by him.

145. The estimate for laying 9" pipe sewer in the passage to the east of Parel Tank Road has been revised, and an additional grant to meet the excess over the budgetted amount has been sanctioned by the Corporation. Tenders will, therefore, be re-invited during the year 1920-21.

146. The following works entrusted to the Annual Repair and Petty Works Contractors, Messrs. Ramji Keshavji & Co., for the year 1918-19, were completed during the year 1919-20 at a total cost noted against each of them :—

(1) Extending 9" pipe sewer in Masjid Bunder Siding Road from Argyle Road to Clive 6th Row	Rs.	a.	p.
	5,967	9	11
(2) Providing S.-W. drain with water entrances and water-tables in a portion of Mahomedan Street	3,804	14	11
(3) Affixing 24" connections in place of 12" ones to the main sewer at Worli near Pumping Station	2,011	10	9

147. The work of providing a covered S.-W. drain in Nepean Sea Road was completed during the year at a total cost of Rs. 4,243-6-7.

148. About 26 small drainage works were carried out departmentally and through the agency of the Petty Works Contractors out of the grant of Rs. 18,000 provided in the Budget for Petty Drainage New Works. The total certified expenditure upto the end of the year amounted to Rs. 20,810-7-7.

Alterations of Drains.

149. A further amount of Rs. 5,000 was provided for the work of replacement of S.-W. pipes in the Colaba Sectional District by C. I. pipes in addition to the balance of Rs. 1,143 renewed from the last and previous years' grants. The work was taken in hand departmentally and completed during the year. The total certified expenditure upto the end of the year amounted to Rs. 4,442-15-2.

Maintenance of Drains.

150. No damage of any kind was done either to the Sea walls or to the Biological installations in connection with the Malabar Hill Sectional Sewerage Works during the last rains.

151. The large S.-W. drains in Reay Road, Connaught Road, Parel Road and Soparibag Road worked satisfactorily during the year.

152. There are about 120 miles of pipe sewers and the systematic cleaning of these sewers has been carried out throughout the fair season. Double disc and cleaning rods have been passed through 32.53 miles of these sewers and the silt removed therefrom amounted to 1866.17 tons or 48,758 c.ft.

153. There are 13.12 miles of Ovoid Main Sewers including the duplication. About 12.80 miles of these sewers were scraped and 159.03 tons or 4,093 c.ft. of silt were removed therefrom.

154. There are 154 miles of S.-W. drains out of which 34.87 miles were cleaned and 8,846.44 tons or 225,182.36 c.ft. of silt removed therefrom.

155. An extra grant of Rs. 26,000 for cleaning the S.-W. drains and water-courses was provided in the Budget and the work of cleaning the large S.-W. drains and water-courses at the following places was done :—

- (a) The S.-W. drains in Gilder Lane from its junction with Lamington Road to Pipe Depot, in Grant Road Cross Lane, under Railway Lines, in Frere Road from Carnac Road junction, in Annesley Road, Dadar Road, Moreland Road, Erskine Road and Nagdevi Street at the total cost of Rs. 11,726-14-0.
- b) Water-courses were cleaned at Naigaum Cross Road, DeLisle Road, Arthur Road, Currey Road, Wari Bunder, behind Wellington Club, Haines Road Cemetery and Dharavi, at a total cost of Rs. 5,959-9-6.

156. The cleaning of S.-W. drains could not be done to the full extent of the grant owing to the shortage of labour.

157. There are 32 catchpits on pipe sewers and 9 on main sewers and the silt removed therefrom during the year amounted to 1925.23 tons or 48780.94 c.ft.

158. There are 449 underground flushing chambers to flush pipe sewers and 685 vent shafts to ventilate the sewers.

159. The work of cleaning the open main drain at Worli was carried out departmentally at a total cost of Rs. 2,995 out of the grant of Rs. 3,000 provided for the purpose and the silt removed therefrom amounted to 41,895 c.ft.

160. The expenditure on the maintenance and upkeep of the open main drain and the low-level channel amounted to Rs. 5,995-0-7 against the grant of Rs. 6,000.

161. The work of cleaning the low-level Channel No. 1 from the junction of Haines Road and Junction Road to Fergusson Road was not finished before the last rains, and had to be resumed early in 1920, as soon as the channel was dry.

162. The work of cleaning the whole of Channel No. 2, which was in progress at the end of the last year, was completed during the year under report.

163. The total certified expenditure upto the end of the year amounted to Rs. 20,291-1-11.

164. A further provision of Rs. 12,000 has been made in the current year's Budget. Tenders were invited for cleaning the further portion of Low Level Channel No. I from Fergusson Road to a distance of 1,800 feet northwards. Only one tender was received, but as the rates were very high, it was rejected. The work will be carried out departmentally.

165. The work of constructing Relieving Arches for strengthening the old main drain in Falkland Road was carried out departmentally and completed during the year upto the limit of the funds provided in the Budget for 1919-20. The total certified expenditure upto the end of the year amounted to Rs. 4,935-14-10.

166. A sum of Rs. 8,500 was provided for repairing the banks and sides of the Low Level Channel between Cart track bridge and Worli bridge. The work was carried out departmentally during the year to the extent of the amount available. The total certified expenditure upto the end of the year amounted to Rs. 8,496-11-6.

Ejectors.

167. The new ejectors at Nos. 3, 4 and 5 in the Colaba Sub-Districts worked satisfactorily.

Latrines, Urinals and Night-Soil Depots.

168. The following works of latrines and urinals were carried out through the agency of the Petty Works Contractors at the cost noted against them :—

	Rs.	a.	p.
1. Constructing 3 seated trough pattern urinal at Curry Road near the bridge	1,394	1	1
2. Converting into trough pattern 20 seated latrine at Tardeo Flats Halalkhores' chawl	1,613	2	11
3. Removing the urinal at the junction of Pinjrapole Street and Bapu Khote Street and adding it to the urinal at the junction of Pinjrapole Street and Ali Umer Street	1,096	6	2
4. Removing the two seated torfit pattern urinal and constructing 2 seated trough pattern urinal on full flushing system at the junction of Kalbadevi Road and Cavel	1,018	5	9
5. Removing the old iron three seated urinal and reconstructing three seated trough pattern one in its place at Null Bazar Yard, Mutton Street	1,445	8	8

169. The following works entrusted to the Petty Works Contractors were in progress at the end of the year :—

1. Constructing 4 seated trough pattern urinal on full flushing system at Sankli Street.
2. Removing 6 seated torfit pattern urinal and constructing a 4 seated trough pattern urinal at the junction of Tulsi Pipe Road and DeLisle Road.
3. Constructing a 2 seated latrine on water carriage system at the junction of Tulsi Pipe Road and DeLisle Road.

170. The following works were taken in hand departmentally and were in progress at the end of the year :—

1. Construction of eight seated latrine near Love Grove Pumping Station at Love Grove Road.
2. Providing four seated latrines on full flushing system with a screen wall, south of existing urinal at the junction of Palton Road and Carnac Road.
3. Converting the existing six seated torfit pattern urinal into a six seated trough pattern one at the junction of Dhobi Street and Masjid Bunder Road.

171. The work of demolishing the existing six seated latrine on water carriage system and three seated urinal coming in the way of the Harbour Branch Railway and reconstructing them at Masjid Siding Road and Broach Street was completed at a total cost of Rs. 5,590-3-6.

House Gullies.

172. To enable the Health Department to take action against house owners for the conversion of basket system privies into full flushing water closets the following works were carried out :

173. Removing the existing open channel side drain and providing a 6" pipe drain and connecting house drainage fittings of the premises in the common house gully between Pinjra-pole Street and Masjid Street.

174. The total certified expenditure upto the end of the year amounted to Rs. 3,760-7-11.

175. Providing a 6" pipe drain in the common house gully between Nizampura Street and Masjid Street.

176. The total certified expenditure upto the end of the year amounted to Rs. 5,586-10-2.

Street and House Connections.

177. The street portions of the house drainage connection works in the City were carried out departmentally. During the year 332 sullage connections were made at a total cost of Rs. 17,717-6-0. These connections served 216 premises of which 170 are drained on the closed system and 46 on the open drainage system.

178. In addition to the above, 123 storm water connections were made at a total cost of Rs. 6,135-1-7.

179. Several branch drains were laid for bringing certain undrained premises within 100 feet of the Municipal sewers as required by Section 231 of the Municipal Act.

180. About 60 estimates and 300 plans were prepared for the issue of notices under Sections 238, 230 and 222 of the Municipal Act.

Miscellaneous.

181. Works to the extent of about Rs. 1,28,875 including repairs, alterations and cleaning of sewers and drains generally, making minor additions thereto and the drainage arrangements of the various Health Camps, etc., as also all new drainage works provided for in the Budget for 1919-1920 were carried out during the year. Out of these works costing Rs. 78,011 were carried out departmentally and the rest were executed through the agency of the Petty Works Contractors.

182. 22 manhole frames and covers over S. W. drains were provided at Hummum Street at a total cost of Rs. 2,329-1-3.

183. A new type of improved concrete covers for water entrances was introduced five years ago and it has proved satisfactory for the effectual closing of these entrances during the fair season and thus preventing the breeding of mosquitoes. The total number of such covers fixed during the year under report is as under, the cost having been met out of the Miscellaneous grant :—

Ward.	No.
A	959
B	116
C	201
D	151
E	144
F	123
G	34
	1,728

Drainage and Sewerage Schemes.

184. Consequent on comprehensive schemes for the drainage and sewerage of the inadequately drained districts of the City being prepared by the Executive Engineer and submitted to the Municipal Commissioner Mr. Monie in his letter No. M. C.-34-A, dated 16th August 1919, to the Corporation outlined the previous proposals pointing out their insufficiency for the needs of the City both now and in the near future, and briefly described the schemes now proposed to be adopted to improve the present systems and to provide adequately for future extension.

185. The following extracts from the said letter explain clearly the nature and magnitude of the schemes and the steps being taken in the matter :—

“ 10. In view of the great increase in the population and the vast expansion of the City to be anticipated in consequence of the opening up and laying out of Mahim, the development by the Improvement Trust of Worli, Dharavi and the Sewree Wadala areas and the proposed inclusion of parts of Salsette within Municipal limits it seemed to the Executive Engineer useless to proceed further with such partial and incomplete schemes for the sewerage and drainage of the City as those referred to in this letter.

“ He has therefore framed a comprehensive scheme designed to secure that the new main sewers and storm-water channels will be made sufficient to deal effectively with the whole prospective sewage and drainage of the City, basing his calculation on data which experience has proved in his opinion to be adequate and in keeping with modern demands, and he further proposes that the most approved scientific processes for the treatment and utilisation of sewage should be adopted and applied.

“ 11. The need of foresight and a wide outlook in such matters is well exemplified by the case of our water supply. When the duplication of the Tansa main was undertaken it was estimated that the additional supply, allowance being made for increase of population, would suffice without augmentation till 1938. As a matter of fact the whole additional supply was almost immediately absorbed, the amount used approximating to 50 gallons per head of the population.

“ Recent observations establish the fact that under monsoon conditions the Bombay sewers carry about four times the average dry weather flow and that the daily variation reaches twice the average flow. This obviously has a most important bearing on the design and dimensions of the sewers.

“ 13. The scheme now proposed by Mr. Mackison deals both with sewage and storm-water.

“ As regards sewage, it aims at providing on a really adequate scale for the whole of the north of the island, and for the substitution of the gravitation system for the Shone system, wherever practicable and to a greater extent than in the original scheme. It is designed so as to be capable of expansion to meet the needs of areas which are now outside municipal limits but which may form part of the City at no very distant period. It involves the transference of the main outfall to the locality in the north-east of the island suggested by the Bombay Development Commission in their first report. Mr. Mackison considers that he has found a site which is eminently satisfactory from an engineering point of view, especially in view of the northward expansion of the City. The adoption of this site will very probably allow of the sewage being treated without causing nuisance, and so enable valuable commercial commodities to be obtained from what is now a waste product. (In Corporation Resolution No. 9610, dated the 20th March 1919, a report was asked for regarding the possibility of treating the Bombay sewage by the process of activating sludge or on any similar method. This appears to be quite out of the question, more especially in view of recent developments, if the main outfall remains at Love Grove). Mr. Mackison's scheme does not contemplate the abandonment of the Love Grove Pumping Station and outfall works, though it will make it unnecessary to extend the new outfall under construction more than a very short distance seawards. This outfall is proposed to be retained as an emergency outfall for use only in the monsoon when, as has been stated, the amount of sewage rises to four times the normal flow.

“ 14. The rapid growth of the City makes it essential that the large open channels which serve to carry off storm-water, and particularly the channels draining the areas of Worli, Dadar, Haines Road and Bellasis Road should, so far as they are to be retained, be covered over. This would involve their entire reconstruction.

“The original proposal was that the whole of the storm-water from Bellasis Road and Haines Road and from Dadar to Worli should be taken to Worli, that the Worli channel should be widened and that a new pumping station should be constructed at Worli. The Executive Engineer considers that the cost of this scheme, if the channels are to be covered, would be prohibitive, and that its adoption would not be a satisfactory solution of the problem. He therefore proposes that the present storm outfall from Bellasis Road should continue to discharge at Love Grove, that a short connection should be constructed to bring the water from the Haines Road channel to Love Grove, and that a channel by a direct route should be constructed from Dadar to Haines Road and thence to Love Grove, where the outlet would be extended seawards and a pumping station established adjoining the outfall works on the foreshore. By this arrangement the covered storm channels will be shortened and made of minimum dimensions, the cost will be very largely reduced and the pumping station will be placed in a position where it can be controlled by the existing superior staff at Love Grove.

“15. The position then is this. The original scheme, prepared many years ago, appear clearly—apart from whatever weight ought to be attached to Mr. Mackison’s objections—on relatively minor points—to be inadequate to the needs of the City both now and in the near future. The Scheme now suggested is on a much larger scale than either of the earlier schemes, and is of such magnitude and possibilities as to warrant, and require, the obtaining of the most skilled expert advice. The Corporation are fully aware of the urgency of this matter, and I hope that they will approve of my asking Government to assist the Municipality to obtain during the coming cold weather the services of the best expert obtainable, to examine in Bombay the various schemes which have been prepared and to advise generally on the steps to be taken to complete and improve the sewerage and drainage of the City. I think that this matter can be most quickly and satisfactorily arranged through the Government of Bombay and the India Office, and in view of the urgency and importance of the matter, I think it may be assumed that Government will be ready to assist the Corporation. I propose, if the Corporation approve, to suggest that, if possible, the services be obtained of John D. Watson, Esq., M.Inst.C.E., Engineer to the Birmingham and District Board, who has had, I understand, an exceptional practical experience in the construction and working of treatment plant in various parts of the world.”

186. The Corporation in their No. 4147, dated 21st August 1919, resolved: “That with reference to his letter No. M.C. 34-A, dated the 16th August 1919, the Commissioner be authorized to arrange, as proposed by him, with Government to secure expert advice in regard to the drainage and sewerage schemes for the North of the Island and as regards the sewerage of Bombay as a whole.”

187. The Government of Bombay through the India Office secured the services of John D. Watson, Esq., M. Inst.C.E., of Birmingham, as Consulting Expert Adviser to the Corporation.

188. Mr. Watson arrived in Bombay on 20th December 1919 and spent nearly two months in minute investigation and inspection of the sewers, storm drains, ejectors, dredgers and pumping plant and explored not only the undrained districts of the City, but also the neighbouring districts of Salsette and Trombay. He made careful observations regarding the character of the sewage, silt sludge and trade effluents and had experimental sewage and sludge tanks erected from which a prolonged series of analyses were obtained. Tests were also made of the velocity of flow of sewage in the sewers and data obtained regarding the amount of silt and the nature of the detritus removed from the sewers and dredger chambers.

189. Mr. Watson as desired by the Municipal Commissioner reported on 26th January 1920 on the revised scheme submitted by the Executive Engineer for the main sewer from Grant Road via Sandhurst Road and the new Improvement Trust Road to Carnac Road and thence to the junction of Palton Road with Hornby Road.

190. Before leaving for England about 18th February Mr. Watson had a conference with the members of the Drainage Committee and discussed many points with them. He promised to deal with the various matters raised in his report which he would prepare on his return to England and after he had obtained the necessary plans and the results of the analyses being made in connection with the experimental tests.

MECHANICAL BRANCH.

Municipal Workshops.

1919-20.

191. The total expenditure incurred during the year for works executed at the Municipal Workshops aggregated Rs. 4,13,497-6-11 as under :—

	Rs.	a.	p.	Rs.	a.	p.
<i>For Departmental Works—</i>						
Labour	1,52,966	6	11			
Stores	1,90,966	1	6			
Piece-work, cart-hire, &c.	1,224	11	8			
	8,45,557			3	8	
<i>For Brass Castings manufactured in the Shop—</i>						
Labour	1,598	2	9			
Stores	6,944	4	4			
	8,537			7	1	
				8,54,094	10	9
<i>For Establishment, &c., Charges—</i>						
<i>(a) Shop—</i>						
Labour	10,216	8	10			
Stores	23,978	14	8			
Piece-work, contingencies	70	0	0			
	34,260			7	6	
<i>(b) Office—</i>						
Establishment	21,478	10	2			
Repairs to buildings	2,226	1	11			
Contingencies	1,487	8	7			
	25,142			4	8	
Total Establishment, &c., charges				59,402	12	2
Total Expenditure during 1919-20				4,13,497	6	11

192. The total amount of bills preferred by the workshops during the year 1919-1920 aggregated Rs. 4,39,856-9-0 as under :—

	Rs.	a.	p.	Rs.	a.	p.
Expenditure on Departmental Works	8,45,557	8	8			
Do. „ brass castings	8,537	7	1			
	8,54,094			10	9	
Supervision, &c., charges				86,807	4	5
Amount chargeable on different jobs during the year				4,40,901	15	2
Add—Amount of incomplete jobs at the beginning of the year 1919-20				1,92,777	8	5
				4,48,124	6	9
Deduct—Amount of incomplete jobs at the end of the year 1919-20				8,267	18	2
Total amount of bills preferred by the Workshops during the year 1919-20				4,39,856	9	7

193. The working of the shops resulted in a profit of Rs. 23,169-4-9 as under :—

	Rs.	a.	p.	Rs.	a.	p.
<i>The actual charges are as follows :—</i>						
(a) General working of the shops (establishment, &c., charges)	59,402	12	2			
(b) Rent paid to Government	6,648	0	0			
(c) Purchase of two 10 feet lengths of leather suction hose with couplings from Chief Officer, Fire Brigade	200	0	0			
Amount of supervision, &c., charges by charging fixed percentage of 25 per cent. on the cost of works executed at the shops				86,876	15	9
Profit on account of hire of pumping plants, &c., to private parties and for departmental purposes				930	4	8
Hire of pumping plant to Messrs. Marsland Price & Co.				360	0	0
Amount realised from sale by auction of unserviceable stores				2,198	14	0
Amount realised from sale of waste paper				28	14	0
Amount realised by sale of coal ashes				25	0	0
Net Profit in the working of the shops				23,169	4	9
Total	89,420	0	11	89,420	0	11

Statement No. 1

194. The principal items of works commenced and also completed during the year 1919-20 :—

	Rs.	a.	p.
Supplying moulmein teak planks, &c., to the Road Inspector, C Ward	624	11	0
Making cabinets for keeping new survey sheets 14 Nos.	4,888	15	0
Repairing the corrugated iron wall enclosing Purbhadevi Night Soil Depot	547	5	0
Constructing four new grain shops at Lamington Road, Jacob Circle, Dadar and Mastan Tank	2,166	15	0
Supplying teakwood posts and rafters to Inspector, Salsette	1,680	0	0
Providing four ceiling fans and regulators in the Health Department Office... ..	898	11	0
Raising the fencing of the male sбра in the Victoria Gardens... ..	688	7	0
Supplying moulmein teak planks, &c., to Road Department, B Ward	556	11	0
Supplying six iron carts from Health Department with new wheels, axles, &c., to Drainage Department	1,845	1	0
Making a new chowkey for the use of the Overseer at Nowroji Hill	499	9	0
Constructing a room complete with steam spraying apparatus for the sterilizer at Sakhlaji Street	986	6	0
Repairing, recaning and polishing various articles at Maratha Hospital	729	8	0
Supplying crossing slippers, 2 sets of 88 Nos. each, to the Inspector, Kurla-Deonar Railway	2,616	12	0
Working pulse-ner pump at plot No. 26, Ballard Estate, for Messrs. K. S. Dhondy & Co.	1,062	0	0
Repairing 70 iron tree guards of Road Department	1,894	1	0
Supplying moulmein teak posts for repairing health camp at Chinchpokli to Road Inspector, G Ward... ..	624	18	0
Erecting mandaps, supplying booths and making arrangements for the bye-elections of A, D and E Wards	8,447	10	0
Supplying benteak cartlings, boards, &c., to the Stores Department	736	0	0
Making experiments for the Analysis of sewage at Love Grove	659	7	0
Repairing the expanded metal railing of Halalkhore chawl No. 31-35, Valpakhady	1,231	0	0
Renewing drain carts Nos. 4 and 5 of D Ward	501	0	0
Repairing the wooden posts embedded in the masonry work on the east side at Tardeo Flats	583	9	0
Supplying four old night soil carts to Bandra Municipality	840	0	0
Supplying 206 fish benches, jungle wood, to Storekeeper	1,098	1	0
Supplying 6 iron feeding troughs to the Storekeeper	659	8	0
Supplying 24 rammers, iron, to Road Inspector, D Ward	563	10	0
Supplying 16 wheels as per tracing to Messrs. John E. Minit and Co.	500	0	0
Providing and fixing ten new electric lights with wall brackets in the office of the Building Superintendent... ..	575	0	0
Making arrangements for illuminating the Municipal Offices and Malabar Hill Gardens on Peace Celebration Day	518	10	0

Statement No. 2.

195. Works commenced in the previous year and completed during this year :—

	Rs.	a.	p.
Converting N. P. hydrants into H. P. Hydrants for Storekeeper's Department	10,181	18	0
Repairing wheels of riding trolleys 6 Nos. and of material trolleys, 6 Nos. supplying 1 board and 12 pedestals to Inspector, Kurla Deonar-Railway	681	15	0
Making twenty-five C. I. benches and fixing the same on site for Malabar Hill Gardens	959	15	0
Constructing four sluice gates at Worli for the Storm-Water Reservoir	6,158	6	0
Supplying 6 flexible hoses to the Road Inspector, G Ward	598	18	0
Converting Municipal Commissioner's Record Room into office accommodation at the Municipal Head Office	1,300	4	0

Statement No. 3.

196. The principal "Items" of new works which were in progress but were not completed before the close of the year 1919-20 :—

	Rs.	a.	p.
Constructing 3 meat vans for Rs. 6,720 for Market Department	8,277	7	0
Repairing, polishing, painting and caning various articles of Arthur Road Hospital	2,915	14	0
Making 17 pairs of wheels with axles and naves for the Drain carts for Rs. 3,808 to Drainage Engineer	1,246	10	0
Constructing 46 scavenging carts for Rs. 21,344 for Health Department	7,442	4	0
Making six bodies for the Health Department Ambulances (H. O.) for Rs. 7,200	2,434	8	0
Making 550 Road Scrapers for Road Department... ..	1,968	4	0
Making a screen for X Ray Room at the Anti-Tuberculosis League at Princess Street for Rs. 1,080	968	6	0
Supplying seven new drain carts for Rs. 4,599 to Drainage Engineer	1,623	8	0
Making Examination Table 1, Stool 1, Dark room 1, Notice board, and 1 small Direction board for the Eye Hospital	889	9	0
Renewing drain carts Nos. 61, 62, 68, 20, 21, 9, 11 and 12	1,117	4	0
Renewing drain carts Nos. 5, 9, 12, 7, 16, 6, 12, 2 and 17	1,148	15	0
Making electric installation in the Superintendent of Gardens' Bungalow for Rs. 821	500	0	0

197. In addition to the above mentioned works workshops have continued to keep in repair the rolling stock of the various departments, the machinery of the Love Grove Pumping and Compressor Stations, Steam Rollers, Stone crushing and tar mixing plant, both at Nowroji Hill and Sewree Depot, fire engines, motor refuse wagons and inspection motor cars together with the motor and bullock drawn meat vans belonging to the Market Department.

198. During the year the amount of work turn-out from the shops has increased very considerably. This necessitated the applications to the Standing Committee and the Corporation for supplementary grants as under :—

Authority.	Sub-head of grants.	Amount.	Source of funds.
		Rs.	
Standing Committee Resolution No. 13312 of 20th February 1920.	I.—Establishment, (b)—Allowances.	35	By transfer of Funds.
Standing Committee Resolution No. 2372 of 25th June 1919 and Corporation Resolution No. 3546 of 31st July 1919.	II.—Labour, (b)—Extra overtime.	1,00,000	From Surplus Cash Balance.
Corporation Resolution No. 14099 of 11th February 1920.	III.—Stores ...	30,000	Do. do.
Standing Committee Resolution No. 14251 of 17th March 1920.	VII.—Contingencies, (a)—Contingencies.	50	By transfer of funds.

199. The following comparative statement shows the turn-over and profit during the last three years :—

	1917-18.	1918-19.	1919-20.
Turn-over	2,82,959	3,81,569	4,13,497
Profit	12,138	26,743	23,169

200. Owing to the cessation of the hostilities, it was possible to place orders for certain machinery necessary to complete the Workshops. The following tenders were accepted, *vide* Standing Committee Resolution No. 4227 of 27th August 1919 :—

1. Messrs. Macbeth Bros. & Co., Ltd., for one 6½" × 6'-0" gap lathe screw cutting at a cost of Rs. 2,575.
2. Messrs. Turner Hoare & Co. (a) one 8½" × 8' high speed gap lathe screw cutting for Rs. 2,795, (b) one vertical Boring and Turning Mill for Rs. 6,175, (c) one bolt and pipe screwing machine for Rs. 3,630 were accepted, *vide* Standing Committee Resolution No. 4227 of 27th August 1919.

201. Last year, a cupola was built in the workshops and an iron foundry was established. This foundry has this year been taxed to its utmost and provision will be made in next year's budget for the extension of the foundry.

202. For the lack of funds the original plan of erecting storage sheds for seasoning timber has been held in abeyance; but next year, proposals will be put forward for the carrying out of this work.

LOVE GROVE PUMPING AND COMPRESSOR STATIONS.

Love Grove Pumping Station.

203. The beam engines in No. 2 Pumping Station have worked fairly satisfactorily during the year.

204. Great trouble is however still experienced in coping with the excessive wear and tear on the suction and delivery frames in the pumps and also in the screen chamber. Abnormal wear, tear and corrosion is primarily caused by the excessively acid nature of

205. The new air vessel fitted has worked well and shows an improvement in the working of the pumps.

206. The engines worked a total of 22,321,156 revolutions compared with 31,640,649 in the preceding year.

207. Rubber valve faces manufactured by the Ceylon Rubber Co. have been used during the year, and have given satisfaction.

208. All the boilers have been surveyed and given clear certificates.

209. All tubes and drums have been thoroughly cleaned and scraped ready for the monsoon.

210. During the year the coal consumed was supplied by the Coal Controller and was of fair quality.

211. The total quantity of coal consumed during the year was 4,106 tons 12 cwt. 2 qrs.

212. The average cost of coal per ton was Rs. 19-4-1 against Rs. 19-0-10-22 in the previous year, whilst the daily consumption was 11 tons 5 cwt. 0-08 qrs. against 14 tons 13 cwt. 2-69 qrs. in the previous year.

213. Much less trouble was experienced during the year in obtaining supplies of coal than in previous year.

214. During the fair season all the pumps in No. 2 station have been overhauled.

215. An increased amount of detritus has been recovered from the detritus chamber, whilst the average height of the sewage recorded was considerably lower than in the previous year.

No. 1 Pumping Station.

216. The pumps in this station have done hard work for about 25 years. The question of their replacement is under consideration.

217. A good deal of sickness prevailed amongst the labourers and the dispensary which has been established and is attended to by one of the Assistant Health Officers is in great demand and is much appreciated.

Love Grove Compressor Station.

218. The compressor station machinery has not given much trouble during the year.

219. The increased amount of sewage, however, which is being dealt with by the ejectors has necessitated the compressor plant being worked to its utmost night and day. The machinery has now passed its profitable working life. Proposals have been made whereby this costly station may be eliminated at an early date and these are now under consideration.

220. The boilers are in fair condition, but the demand for steam is so great that the shortage of boiler power has been seriously felt, and it is only with extreme difficulty that an opportunity to inspect and repair these boilers can be obtained. Arrangements are being made to supplement the supply of steam from the new Boiler House.

221. The coal consumed in the compressor station was 4,658 tons 7 cwt. 2 qrs. against 4,194 tons 12 cwt. 3 qrs. 21 lbs. in the previous year. The average cost per ton comes to Rs. 19-4-1 against Rs. 19-1-11-89 in the previous year while the daily consumption was 12 to 15 cwt. 1-01 qrs. against 11 tons 9 cwt. 3-37 qrs. in the previous year.

222. The combined number of revolutions run by Nos. 1 and 2 compressors (large engines) was 49,097,043 whilst the revolutions of Nos. 3 and 4 compressors (small engines) amounted to 37,284,721 during the same year against 35,784,105 and 47,364,943 respectively for the previous year.

223. During the year one crankshaft broke due evidently to fatigue of metal.

224. As in the previous year it has been extremely difficult to obtain labour at Love Grove, owing principally to the prevalence of sickness, the conditions under which the men work and the higher rates of pay obtainable outside.

225. The work of renewing the 15" cast iron sealed sewage main in Fergusson Rd was completed during the year.

Colaba Air Compressor Station.

226. The air compressors and motors of the above station worked satisfactorily during the year.

227. Several pinions had to be replaced owing to ordinary wear and tear. As it was impossible to get new pinions from the United Kingdom, these were successfully manufactured in the Municipal Workshops.

228. In order that the Electric installation should comply with the Indian Electricity Act two new main switches were installed at a cost of Rs. 305.

229. The steam plant worked for some time and consumed 99 tons 8 cwts. 3 qrs. of coal.

230. During the year 172,893 electric units were consumed at a total cost of Rs. 21,370 against Rs. 26,040 in 1918-1919.

231. The new crankshaft forging was obtained from Messrs. Alcock, Ashdown & Co. at a cost of Rs. 685. This was fitted to No. 2 Compressor.

232. The revolutions of the compressor engines were as follows :—

(A) 2, 62, 32, 237.

(B) 2, 71, 16, 934.

(C) 28, 28, 147.

The total revolutions were 561, 77, 318, against 557, 19, 451 ; in the previous years.

233. These engines and compressors are now working to their utmost capacity and additional plant may require to be installed.

234. The five ejectors at Colaba which are worked from the station gave very little trouble during the course of the year.

235. No. 1 ejector is however working to its maximum capacity and will have to be enlarged or replaced.

236. The total quantity of sewage pumped from the station is as follows :—

Ejector No.	I	Colaba	187,886,000	gallons.
„	„	II	„	172,614,500
„	„	III	„	161,820,000
„	„	IV	„	55,163,000
„	„	V	„	14,956,750

Total gallons .. 592,440,250

Storm-water Sluices.

237. The storm water sluices at Love Grove, Worli and Dharavi have been repaired and maintained in a good condition, but extensive repairs to these will have to be undertaken during the ensuing year for which provision has been made in the Budget.

238. The new protection wall which was built to keep the silt from banking up against the sluice gates at Worli has been fairly successful.

Storm-Water Reservoir.

239. The automatic gates introduced last year adjoining the spill weir on the storm water drain near Love Grove have worked with great efficiency and have transformed the storm water reservoir from a storage into a service reservoir as the water now discharges freely at every tide when the lock gates are opened. The work of reclaiming a large portion of the reservoir may now be safely undertaken without risk of flooding.

Ejector Stations.

240. The various ejectors in the Parel, Chinchpokli, Agripada, Malabar Hill, and Mazagaon Districts worked fairly satisfactorily during the year.

241. The ejectors at Carroll Road, Tank Bunder, Arthur Road and Fergusson Road are now heavily taxed, but the proposals recently made in connection with the drainage of the Northern area of the city contemplate their elimination.

242. The air mains are in fair conditions.

243. The following list shows the amount of sewage pumped by the ejectors during the year 1919-20:---

Ejector Stations.		Quantity of Sewage pumped in Gallons.
1	Fergusson Road	230,270,000
2	Arthur Road	300,244,000
3	Elphinstone Road	135,631,000
4	Chinchpokli	326,850,200
5	Sewri New Road	18,524,500
6	Church Street	227,875,200
7	Tank Bunder	159,990,000
8	Wylie Road	68,754,500
9	Nepean Sea Road.. .. .	37,687,000
10	Warden Road	48,327,800
11	Princess Dock	15,574,400
12	Gandevi Road	46,960,400

Inspection Motor Cars.

244. These motors did good service throughout the year.

245. Owing to increase in prices of petrol and stores, etc., it was found necessary to apply for a supplementary grant of Rs. 3,700, *vide* C. R. No. 13122 of 16th February 1920 and 14466 of 10th March 1920.

Inspection of Factories and Workshops.

246. A more complete inspection of small workshops and factories coming within the purview of the Municipal Act was carried out. During the year 356 cases for permits were received and disposed of as under:—

	Nos.
A Ward	37
B „	22
C „	55
D „	77
E „	107
F „	29
G „	29

247. Also 469 cases from different wards for casting metal, for Blacksmiths shops and for nuisance from smoke, smell, etc., were disposed of during the year.

248. The scarcity of suitable premises for small factories continues and the establishment of these in bungalows and other habitations has had to be permitted in the absence of other more suitable accommodation.

249. The improvement in the existing factories both as regards working plant and sanitary arrangements is a pleasing feature.

250. The work done in the year 1919-1920.

Ward.	Permit cases.	Melting metal cases.	Blacksmith cases.	Nuisance cases.	Working without Permit or License cases.
A	37	<i>Nil.</i>	6	2	1
B	22	13	52	6	4
C	55	53	21	7	50
D	77	60	55	11	15
E	107	75	46	8	8
F	29	7	1	1	<i>Nil.</i>
G	29	<i>Nil.</i>	1	2	<i>Nil.</i>

ROADS.

Construction of New Roads.

Sewri Cemetery Road.

251. The Contractor Mr. Keshav Gangadhar, to whom the work of cutting down the further portion of Sewri Cemetery Road was entrusted, having failed to execute the contract, fresh tenders were invited and the contract was let to Mr. B. R. Soman under the Standing Committee's Resolution No. 4429, dated 3rd September 1919. The work was commenced early in October 1919 and up to the end of the year, about 1,489 brass of rubble stone were quarried.

252. About 614 brass of $\frac{1}{2}$ " chips and 119 brass of stone dust were produced from the crusher installed at the quarry and supplied to different wards. The expenditure incurred on the working of the crusher amounted to Rs. 32,128-0-4, and the amount recouped by credit for materials supplied amounted to Rs. 25,606-9-8.

Worli and Cadell Roads.

253. The work of widening the portion of Worli Road from the Post Office to the Channel was completed and the road was opened to traffic on 10th December 1919. The total expenditure incurred on the work amounted to Rs. 1,94,994-7-0 exclusive of the cost of providing gas lamps, which work was in progress at the close of the year.

254. The construction of the straight road from the junction of Old Parbhadevi Road and the proposed Foras Road (Old Mahim Bazar Road), to join the widened Cadell Road, was divided in three portions, out of which, the carriage way of one portion measuring about 1,500 ft. was finished in all respects. The bottoming and metalling of the other portions was in progress. The scanty supply of materials by the Contractors was mainly responsible for the slow progress of the work which could otherwise have been completed by the end of the year. The expenditure booked amounted to Rs. 2,44,975-13-5.

Quarrying of Nowroji Hill.

255. The work of quarrying Nowroji Hill by the Contractor Mr. Deodhar was in progress throughout the year, the total quantity of rubble stone obtained being 4,675 brass. Out of this quantity, 1,691 brass of rubble were crushed into 2", 1 $\frac{1}{2}$ " and $\frac{1}{2}$ " metal chips which were used in tarring road surfaces and recoating the water bound road surfaces. The expenditure incurred in working of the crusher amounted to Rs. 1,01,611-8-1.

256. In order to make the best use of the material from Nowroji Hill Quarry it is desirable that an additional Crusher should be installed.

257. The Corporation under their Resolution No. 10642, dated the 4th December 1919, sanctioned a grant of Rs. 8,500 for the purchase of a Baxter's Patent Stone Crusher and an order was accordingly placed with Messrs. Marshall Sons & Co., Ltd., for the supply of the machine. They were, however, subsequently unable to execute the order, and an attempt is now being made to obtain the machine through the firm of Sir John Wolfe Barry, Lyster and Partners, London.

258. The work of extending Nesbit Road through Mingalwady was in progress.

Improvement of Private Streets.

259. Since the creation of a separate establishment for the improvement of private streets in the city, systematic work is being done in this direction.

260. In the case of the following seven private streets action under Section 305 was taken and notices were or were being served.

261. Notices served :—

1. Private street off Carroll Road (known as proposed Foras Road).
2. Do. off Parel Elphinstone Bridge south low level road.
3. Do. Love Lane known as Hathibaug Lanes A. B. C and D.
4. Do. known as Paper Mill Lane off Girgaum Back Road.
5. Do. off Dadar Road (Poibawdi Cross Lane).

262. Notices were being served.

6. Private street off Thakurdwar Road near Bangali's Girl's School.
7. Do. between Parel and Kalachowki Roads (Telli Gulli).

263. In the following cases work was in progress under Section 305 :—

1. Private street running north of Fergusson Road.
2. " " known as Ghellabhoy Street No. 1.
3. " " " " " " " " 2.
4. " " " " " " " " 3.
5. " " " " Mahomedan Street.
6. " " running south of Fergusson Road between Sun Mill Lane and Fergusson Road.
7. " " known as Wanzawadi.
8. " " " " Chinchpokli Cross Lane.
9. " " between Sandhurst Road and Girgaon Back Road leading to Mr. Navalker's house.
10. " " off Tardeo Road leading to K. & S. Motor Works.
11. " " known as Akalkote Lane No. 1.
12. " " " " " " " " 2.
13. " " " " " " " " 3.
14. " " off Sankli Street Nos. 1 and 2.
15. " " " " " " No. 4.
16. " " " " Balaram Street (owned by Mrs. Hamabai J. Mehta), No. 1.
17. " " " " " " " " " " 2.
18. " " " " " " " " " " 3.

Private Streets where works were nearly completed.

264. 1. Private street known as Kelewadi.
2. " " " " Burrows Cross Lane.
3. " " " " Karelwadi.

265. Work of improving 9 private streets comprised in the area known as Zaoba's Wadi as completed but the owner of the land objected to the street being declared public under Section 306 of the Municipal Act.

Cases in which work under Section 377 (1A) was completed.

266. 1. Private street known as Luxmi Narayan Lane.
2. " " " " Vatchraj Lane.

In the following case, work under Section 377 (1A) was in progress.

267. 1. Mogul Gully.

In the following cases, work is being done by the house-owners under Sections 302 and 303.

268. 1. Private street off Forjett Street owned by Mr. Raghovji Purshottum.
2. " " " " Gowalia Tank Road owned by Mr. Raghovji Purshottum.
3. " " " " Nepean Sea Road owned by Mr. D. B. Dubash.
4. " " " " De Lisle Road owned by Mr. Warden.
5. " " " " Forjett Street owned by Mr. J. R. Patel.
6. " " " " Sankli Street No. 3 owned by " "
7. " " " " Balaram Street owned by Mrs. Hamabai J. Mehta, No. 3.
8. " " " " " " " " " " " " 5.

269. *New roads taken from public bodies or declared public under Section 306.*

Name of the road.	From whom taken over.	Area in sq. yards.
1. Roads on Ballard Estate	Bombay Port Trust	27,739
2. Portion of Sandhurst Road from Dongri Street eastward to Elphinstone Bridge (without foot-paths).	City Improvement Trust ..	4,534
3. Two new streets in the property of Sir Dorab Tata and Mr. R. D. Sethna at Pedder Road.	Declared public under Section 306.	7,556
4. Chunam Lane	Do.	1,183
5. Footpaths on Hughes Road	City Improvement Trust ..	6,192
6. Western footpath on Lamington Road between Girgaum Back Road and Grant Road	Do.	1,344
7. A 60' road from Reay Road and Albert Road junction to Sewri Road including footpaths.	Bombay Port Trust	6,889
8. Byculla Station Road from Haines Road to Ripon Road.	City Improvement Trust ..	3,630
9. Nawab Tank Overbridge (with two foot-paths.)	Bombay Port Trust	3,713
10. Morland (play-ground)	City Improvement Trust ..	1,267
11. Agripada Estate (Central plot No. 13). ..	Do.	1,041
12. 40' road through Mr. Chamarbagwala's property.	Do.	2,364
13. Jeejeebhoy Lane	Do.	3,450

Widening of Important Roads.

270. With a view to improve the awkward corner at the junction of Churchgate Street and Queen's Road Bandstand, a piece of Government land measuring about 50,923 sq. ft. was acquired and thrown into the roadway. This has considerably improved the amenities of the locality and removed the chances of accidents.

271. *Street widenings consequent on the acquisition of set backs.*

	Sq. yds.
1. Cawasji Patel Street	7
2. Junction of Bora Bazar Street, and Manordas Street	97
3. Mint Road	65
4. Apollo Street	14
5. Junction of Frere Road and Carnac Road	200
6. Cawasji Patel Street	4
7. Sarang Street	15
8. Junction of 1st and 2nd Umarkhadi Streets	9
9. Sarang Street	27
10. Dariasthan Street	4
11. Junction of Jail Road and 1st Umarkhadi	64
12. Parel Road junction with Ghogari Moholla	27
13. Junction of Paidhoni and Narayan Dabholkar Street	17
14. Doctor Street	18
15. Kumbharwada Street	6
16. Dadyset Agiary Street	33
17. Kalbadevi Road	112
18. Shaik Memon Street	48
19. Girgaum Road	4
20. Fanaswadi	53
21. Bhoiwada	9
22. Lohar Street	4
23. Banian Street	3
24. Nepean Sea Road	753
25. Harkness Road	194

	Sq. yds.
26. Borbhat Lane	57
27. Tardeo Road.. .. .	278
28. Do.	146
29. Harkness Road	102
30. Haines Road	196
31. Huzaria Street	11
32. Muzawarpakhadi	94
33. Stable Street	16
34. Kamatipura 11th Street	2
35. Clerk Road	138
36. Dockyard Road near Pedder Market	241
37. Matunga Road	170
38. Old Parbhadevi Road, various pieces	790
	7,028

Road Repairs.

272. The following is a statement of expenditure incurred on the repairs and maintenance of roads :—

No.	Kind of work:	Rs.	a.	p.
1.	Full metalling (1,490,898 sq. ft.)	2,61,530	5	4
2.	Full patching (422,490 sq. ft.)	17,334	0	0
3.	Patching (small) including value of the balance of materials and miscellaneous works (7,366,870 sq. ft.)	2,51,389	0	0
4.	Scraping and brushing	1,17,409	6	5
5.	Repairs and maintenance of footpaths, bridges, &c.	21,103	5	4
6.	Maintenance of road-side trees	21,543	15	3
7.	General repairs to tools and plant	4,515	10	0
	Total ...	Rs. 6,94,824	10	4

273. Mr. Melville, who in the previous year was temporarily appointed Deputy Engineer, Roads, in addition to his duties as Resident Engineer for the Lovegrove Outfall Works, devoted himself assiduously to the work of organizing the Road Department, and by his energy and perseverance succeeded in placing the establishment on a much sounder footing.

274. He also ably supervised the opening up and the conducting of quarrying operations in the quarries started by the Municipality and arranged for the transport and supply of materials therefrom to the various road works, at a difficult period, when otherwise operations would have had to be suspended on account of dearth of materials from outside sources.

275. Mr. Melville continued to act as Deputy Engineer, Roads, until Mr. Annett, the new Assistant Engineer, Roads, entered upon his appointment in October 1919.

276. In addition to the respective Engineers for the Northern and Southern division of the Island, there were 5 Overseers and 36 Sub-overseers employed by the Department.

277. The scarcity of road materials especially road metal and sand was acutely felt during the year.

278. The Contractor failed to supply even 50 per cent. of the indented quantity of metal and only about 1/3rd of the average annual requirements.

279. The quantities of metal and sand supplied under contract during the past three years was as follows :—

Year.	Quantity in cub. feet.		
	1917.	1918.	1919.
Metal	1,310,314	1,513,247	683,500
Sand	217,230	253,661	152,461

280. An attempt was made to make up the deficit locally at the risk and expense of the Contractor but it is almost impossible to get Contractors to supply materials at the expense of a defaulting Contractor. After much difficulty about 1,000 brass of metal was obtained from an outside source at the expense of the Contractor but the difficulty of securing railway transport prevented further supplies from being obtained.

281. Labour was unsettled and uncertain on account of strikes and epidemics and the higher rates paid by Contractors and utility companies resulted in our squads being constantly depleted.

282. Bullock transport was scarce and outside supply could only be obtained at exorbitant prices.

283. Under such adverse circumstances it was absolutely impossible to adequately maintain the existing road surfaces and to make good progress with new construction works.

284. Every effort is being made to combat and overcome the abnormal conditions.

285. It is hoped that by next cold season it will be possible to obtain at least sufficient plant, appliances and materials as will enable a good start to be made with repair and road construction work on the most approved lines.

Motor Lorries.

286. To facilitate transport of road materials, three 4-ton Albion Motor trucks were purchased in September 1919 from the Bombay Cycle and Motor Agency at a cost of Rs. 49,500 the grant for which was sanctioned under Corporation Resolution No. 4146, dated 21st August 1919. The bodies for these trucks were constructed and fitted departmentally at a cost of Rs. 3,000.

287. Further the Corporation under their Resolution No. 9372 of 5th November 1919 sanctioned an advance of Rs. 2,02,200 from the surplus cash balance for the purchase of 12 motor lorries from the same Agency (including the cost of Rs. 14,200 for fitting up bodies departmentally) for the use of Road and Health Departments. Out of these four lorries were immediately temporarily fitted with bodies suitable for kutchra work, as most of the Health Department lorries were found to have passed their useful life and were in a dilapidated condition.

288. Besides these, two 3-ton lorries were purchased, at a cost of Rs. 28,000 plus Rs. 1,700 for cost of fitting bodies, from the same Company, vide Corporation Resolution No. 127750 dated 9th February 1920.

289. Thus at the close of the year the Road Department had a complement of 12 Motor Lorries actually running.

Steam Road Rollers.

290. The Corporation under their Resolution No. 1213, dated 12th May 1919, sanctioned an advance of Rs. 82,000 for the purchase of two 15-ton rollers and two 12½-ton rollers with scarifiers and an order was placed with Messrs. Marshall Sons & Co., early in May 1919, but owing to the strikes and other economic troubles in Europe, they have as yet not been able to import the machines.

291. The rate of full-metalling worked out to Rs. 17-8-8 per 100 sq. ft. or annas 2 and pies 10 per sq. ft. against the rates of Rs. 11-2-6 and 1 anna and 9 pies respectively of the last year. The increase in the rate is due to the increased rates of labour and carts as also to the remodeling of a number of roads such as Esplanade, Queen's Road, etc., requiring greater depth of metal.

Road Foundations.

292. A grant of Rs. 1,50,000 was provided in the budget for improving the foundations of roads, and the following roads were taken up for treatment :—

	Sq. ft.
1. Custom House Road	4,000
2. Frere Road	6,650
3. Girgaum Road	25,000
4. Foras Road	6,650
5. DeLisle Road	18,975
6. Old Parbhadevi Road	16,687
7. Mahim Custom Road	16,768

293. The cost of the work incurred during the year, amounted to Rs. 21,206-1-6. Further work was in progress.

Road Excavation.

294. The following lengths of roads were opened by various agencies :—

	R. ft.
1. Water Department	35,010
2. Drainage	49,471
3. Bombay Electric Supply & Tramways Co. ..	50,678
4. Callender's Cable & Construction Co. (for Tata Hydro-Electric Co.)	4,707
5. Bombay Telephone Co.	7,719
6. Bombay Gas Co.	27,629
7. Government Telegraph Deptt.	3,123
8. Miscellaneous Agencies	717

1,79,054 R. Ft.

295. This represents about 33½ miles out of the total of about 172 miles of roads in the City.

296. The cost of repairing these excavations including other private works, amounted to Rs. 3,18,858.

Road Watering.

297. The grant for road watering was Rs. 1,61,000 and the expenditure incurred up to the end of the year amounted to Rs. 1,66,556-4-2.

298. New hydrants were provided on the following roads :—

1. Babulnath Road	10
2. Chaupati	13
3. Khetwadi	26

299. As no castings were available, these hydrants were obtained by removing from some of the tarred roads, and fixed on the roads where they are urgently required.

Road Materials.

300. Statement showing the total quantity of road materials purchased during the year 1919-20 and their cost.

Description of materials.	Quantity in C.ft.	Cost.			Remarks.
		Rs.	a.	p.	
<i>From Municipal Contractors—</i>					
Metal	6,83,500	1,15,085	2	11	
Sand	1,52,461	25,064	6	7	
Rubble	4,67,535	21,950	2	6	
Do.	1,48,949	9,495	8	0	2,31,648 C.ft. at Rs. 3-14-0 per 100 C. ft. upto 30-9-19 and 2,35,887 C. ft. at Rs. 5-8-0 per 100 C.ft. upto 29-2-20 from Mr. W. M. Deodhar from Municipal quarry at Nowroji Hill.
Red Hill earth Sandstone.	<i>Nil.</i>	<i>Nil.</i>			At Rs. 6-6-0 per 100 C.ft. from Mr. B. R. Soman from Municipal quarry at Sewri Cemetery Road.

301. No materials were purchased from the City Improvement Trust during the year.

302. Statement showing the comparative rates per 100 cubic feet of materials for the year 1918-19 and 1919-20.

Description of materials.	Rate paid in 1918-19.			Rate paid in 1919-20.			Remarks.
	Rs.	a.	p.	Rs.	a.	p.	
<i>Municipal Contractors—</i>							
Metal	21	0	0	18	0	0	For A, B and C Wards.
Do.	19	0	0	16	0	0	" E, F. and G "
Sand	14	3	9	17	0	0	" A, B, C and D "
Do.	14	3	9	16	0	0	" E, F. and G "
Sand stone			No contract this year.
Rubble stone			Do.
Red hill earth	18	0	0			Do.

Dust Preventive Measures.

303. The tarring of roads was carried on, on an extensive scale during the year. 57 road with an aggregate area of 30,10,278 S. ft. were tar-painted with $\frac{1}{2}$ " chips and grit. Out of these some, viz., Frere Road, Girgaum Road, Shaik Memon Street, Kika Street, Walkeshwar Road, Tejpal Road, Falkland Road (low level road), Sleater Road, Lovégrove Road, Cadell Road, Worlee Road (widened portion) were newly tarred after resurfacing.

304. The cost of tarring operations amounted to Rs. 1,31,095-11-7 inclusive of Rs. 79,529-6-5 being the price of the tar purchased from the Gas Company.

305. The quantity of tar obtained from the Gas Company under contract, viz., 1,20,000 gallons was not found to be sufficient to enable as many roads being tarred as it was possible to do and as there was no other source in India from which suitable tar could be obtained, negotiations were opened with the firm of Sir John Wolfe Barry Lyster and Partners, London, for a supply of an additional quantity of 1,20,000 gallons of tar, to conform to the Road Board specifications, from England and eventually an order was placed with them for that quantity at £ 5,125, f.o.b. English Port. Adding freight, Insurance, and clearing charges the rate c.i.f. Bombay, comes to Rs. 5-8-0 per cwt., against Rs. 4-8-0 per cwt. of the Gas Company. About 28,700 gallons of this tar were received upto the end of the year.

306. For the better and speedy cleansing of road surfaces Corporation under their Resolution No. 2257, dated the 23rd June 1919, sanctioned a grant of Rs. 28,000 for the purchase of two "Laffly" Motor Sweepers and an order was placed with Messrs. Heatly & Gresham, Ltd. for the supply of the machines. But as in the case of the steam rollers the machines could not be obtained. The contract with Messrs. Heatly & Gresham has therefore been cancelled and, an attempt is being made to obtain the sweepers through the firm of Sir John Wolfe Barry Lyster and Partners.

307. To enable tarring operations being carried on on an extensive scale, more tar boilers are required. The Corporation therefore sanctioned an advance of Rs. 15,500 for the purchase of 10 tar boilers of 150 gallons capacity and 4 dipping pans for treating wood-blocks, and an order has been placed with the firm of Sir John Wolfe Barry Lyster and Partners for the supply. A consignment of 6 boilers is expected to be received shortly.

Tree planting.

308. New trees were planted on Queen's Road Bandstand, Princess Street, Nesbit Road, Cadell Road, etc.

309. The number of trees planted was 273 and the expenditure incurred amounted to Rs. 2,084-8-2.

Hangings Gardens at Malabar Hill.

310. These Gardens continued to be attractive and have become a favourite resort of the public, in the mornings and evenings.

Conversion of Falkland Road Garden into a Play-ground.

311. The work of this Garden so far as the Road Department was concerned had been completed. Further work of planting trees, shrubbery, etc., was entrusted to the Superintendent of Gardens.

Conversion of Northbrook Garden into a Play-ground.

312. All works in connection with this, were completed, except the putting up of a canopy over the bust of Lord Northbrook, which work has been entrusted to the Petty Works Contractor, at a cost of Rs. 1,200.

Street Refuges and Tramway Shelters.

313. Street refuges were constructed and provided with gas lamps at the following places:—

Name of the Road.	No. of refuges.
1. Queen's Road	3
2. Hornby Road opposite Crawford Markets	2
3. Esplanade Road near Flora Fountain	1
4. Sandhurst Road	5
5. Bellasis Road	1

314. One tram shelter was constructed on Esplanade Road near the Flora Fountain.

FOOT-PATHS.

315. Out of the grant of Rs. 50,000 provided in the budget for 1918-19, the following foot-paths were paved by Contractor Mr. Anna Balwant :—

	S. ft.
1. Mayo Road	3,105
2. Dongri Street	4,720
3. Foras Road	9,312
4. Along Gowalia Tank reclaimed ground (carried out departmentally)	2,940
5. Lamington Road from Bellasis Road to Club Road	20,281
6. Elphinstone Road	10,922

316. The expenditure booked during the year, amounted to Rs. 29,247-9-11.

317. Foot-paths were also formed at the following places from the ordinary grant of road repairs and maintenance :—

	S. ft.
1. Charni Road	14,546
2. Tardeo Road	350
3. DeLisle Road (at different places).. .. .	20,126

318. While adding set-backs to roads, the following foot-paths were formed :—

	S. ft.
1. Queen's Road near the Church Gate Street	12,220
2. Cathedral Street Junction with Dadysset Agiary Street	329
3. Kalbadevi Road	399
4. Tardeo Road	360
5. Clerk Road	541
6. Matunga Road	170
7. Parbhadevi Road (at different places)	10,604

TRAMWAYS.

319. New double tram-tracks were laid on the following roads during the year :—

- Esplanade Road from Dhobi Talao to the Flora Fountain 4,440 feet.
- Sandhurst Road from Frere Road westward 5,890 „ Further work along Sandhurst Road was in progress.

320.—Single track.

	Feet.
1. Sussex Road Junction, Connaught Road	730
2. Esplanade Road	140

321. A new tramway siding about 112 feet in length was laid on Thakurdwar Road.

322. In accordance with the Corporation Resolution No. 4313, dated 7th October 1915, the following information has been obtained from the B. E. S. and Tramways Company for the year under report :—

- 5 Bogie cars each carrying 47 passengers sitting and 20 standing.
- 40 Bogie cars each carrying 52 passengers sitting and 8 standing.
- 10 Bogie Trailer Units each carrying 90 passengers sitting and 8 standing.
- 45 Bogie Trailer Units each carrying 82 passengers sitting and 20 standing.
- 49 Single truck cars each carrying 32 passengers.
- 1 Single truck trailer unit carrying 70 passengers.
- 65 Trains each carrying 78 passengers.
- 30 Trains each carrying 70 passengers.

PUBLIC LIGHTING.

Gas Lighting.

323. The total number of gas burners in the City at the end of the year ending March 1920, was 6,899 as detailed below :—

Wards	Low Pressure Gas Lamps.										High Pressure Gas Lamps.										Grand Total (Cols. 11 and 21).		
	"C" burner lamps.					Bombay lamps.					Total Low Pressure Burners. (Cols. 6 and 10).	300 C. P. lamps.	500 C. P. lamps.	1,000 C. P. lamps with two 500 C. P. burners, 1 to burn after midnight, Lamington Road.	1,500 C. P. lamps with two 300 C. P. subsidiary lamps to burn after midnight, Chaupaky.	1,500 C. P. lamps with three 500 C. P. burners, one to burn after midnight.	1,500 C. P. single burner lamps to burn whole night, Walkeshwar.	1,500 C. P. lamps with one 500 C. P. subsidiary lamp to burn after midnight, Sandhurst Bridge.	2,000 C. P. lamps with two 500 C. P. subsidiary lamps to burn after midnight, Sandhurst Bridge.	2,000 C. P. lamps with three 1,000 C. P. burners, 1 to burn after midnight, Hornby Road.		Total High Pressure Burners.	
	Single lights.	Double lights.	Triple lights.	Quadruple lights.	Quintuple lights.	Total "C" burners.	Single lights.	Double lights.	Triple lights.	Total "Bombay" burners.													12
A	750	16	1	8	4	837	316	158	18	671	1,508	14	3	8	1	44	1,552
B	694	1	697	1	53	2	118	810	26	26	836
C	707	707	14	86	17	137	844	844
D	868	868	114	88	21	263	1,116	2	4	11	14	17	1	3	1	100	1,216
E	1,145	4	1,153	69	67	5	218	1,371	1,371
F	282	282	23	25	8	97	379	379
G	346	346	17	157	8	355	701	701
Total No. of burners.	4,787	40	6	82	20	4,885 (Cols. 1-5).	554	1,068	222	1,844 (Cols. 7-9).	6,729 (Cols. 6 & 10).	16	33	23	14	75	1	3	3	3	170 (Cols. 12-20).	6,899 (Cols. 11 & 21).	

This shows an increase of 207 burners over last year's number.
Electric Lamps.—In addition to the above 16, 500 watt and 19 250 watt lamps are maintained by the Municipality at various junctions.

324. The total expenditure on gas lighting, including the charges for high pressure lamps and electric lights, amounted to Rs. 3,93,973-9-1.

Kerosine Oil Lighting.

325. The total number of kerosine oil lamps in the City at the end of the year 1919-1920 was 1,195 as detailed below :—

Ward.	No. of lamps.	Remarks.
A	5	} Simla pattern burners.
B	105	
C	35	
D	91	
E	102	
F	488	
G	369	
Total ...	1,195	

326. This shows an increase of 21 lamps over last year's number which is made up as shown below :—

Transferred from Bombay Port Trust	16 lamps.
Put up at Cavel Street	4 „
Put up at Acworth Leper Asylum	1 lamp.
Total	21 lamps.

327. In addition to these the following health camps were maintained :—

Camp at Arthur Road.	3 lamps up to 1st May 1919.
Camp at Annesley Road.	10 lamps up to 31st May 1919.

328. The total cost of the kerosine oil lighting during the year amounted to Rs. 43,525-12-10. Deducting from this Rs. 449-3-0 being the amount of departmental bills for lighting health camps and the amount recovered from private parties for breakage of lanterns, etc., the net cost amounted to Rs. 43,076-9-10 which gives a rate of Rs. 36-0-9 per lamp per annum.

329. Numerous schemes for high pressure gas and improved lighting have been prepared but as neither lamp standards nor lamp fittings can be obtained the work has had to be deferred.

PRIVATE BUILDING CONSTRUCTION.

(Including Set-backs.)

Buildings erected or altered.

330. The number of applications received under Section 337 for the erection of new buildings, and under Section 342 for alterations to existing buildings, during the year under report as compared with those received during the preceding 4 years, is as follows :—

Year.	Under Section 337.	Under Section 342.	Total No. of buildings dealt with.	Total No. of applications.
1915-1916	930	1,124	2,054	3,461
1916-1917	1,252	877	2,129	3,286
1917-1918	1,050	987	2,037	3,105
1918-1919	668	601	1,269	2,668
1919-1920	1,055	692	1,747	3,556

331. It is frequently the case that two or more modified proposals are received in connection with one and the same building ; hence the difference between the figures in the last two columns of the above table.

332. The majority of the plans received were conditionally approved.

Set-backs.

333. The following is a comparative statement of the amounts expended on set-back from 1901-1902 to 1919-1920 :—

Year.				Paid from Capital.			Paid from Revenue.			Total.		
				Rs.	a.	p.	Rs.	a.	p.	Rs.	a.	p.
1901-1902			1,27,430	1	8	1,27,430	1	8
1902-1903			82,189	14	9	82,189	14	9
1903-1904			1,12,128	7	5	1,12,128	7	5
1904-1905			1,48,751	15	5	1,48,751	15	5
1905-1906	79,736	0	2	1,57,747	15	7	2,37,483	15	9
1906-1907	1,90,118	7	11	1,18,347	2	8	3,08,465	10	7
1907-1908	1,53,791	11	10	1,00,000	0	0	2,53,791	11	10
1908-1909	3,98,183	1	5	1,00,000	0	0	4,98,183	1	5
1909-1910	2,92,501	2	2	1,00,000	0	0	3,92,501	2	2
1910-1911	1,54,672	1	10	1,00,000	0	0	2,54,672	1	10
1911-1912	2,41,054	1	2	1,11,313	0	0	3,52,367	1	2
1912-1913	2,10,729	9	1	1,14,894	0	0	3,25,623	9	1
1913-1914	2,21,745	13	7	1,01,663	1	9	3,23,408	15	4
1914-1915	4,34,918	10	5	1,09,199	10	1	5,44,118	4	6
1915-1916	* 6,03,819	0	4	1,05,684	8	1	* 7,09,503	8	5
1916-1917	96,173	3	11	1,22,699	8	2	2,18,872	12	1
1917-1918	19,277	8	8	1,59,595	15	3	1,78,873	7	11
1918-1919	2,05,566	2	1	1,46,561	3	5	3,52,127	5	6
1919-1920	2,90,531	5	11	1,28,517	15	6	4,19,049	5	5

* Inclusive of Rs. 3,57,682-3-3 on account of the unadjusted charges for 1916-16 and previous years.

334. The liability outstanding for land sanctioned to be acquired for set-backs amounted to Rs. 4,42,968-9-7.

335. Proposals were submitted for changing the regular lines of the following streets :—

Shaik Memon Street and Jankiker Street at their south-east junction.

Nesbit Road.

Fort Street between Manordas Street and Mody Street.

Diversion of Golanji Hill Road from Sewri Cemetery to proposed diversion of Sewri Cross Road.

Dalal Street from Esplanade Road to Apollo Street.

336. The work of marking the regular lines on the new Survey sheets and recording other information thereon is in hand.

Enforcement of Building Regulations.

337. 1,098 summons were issued against house owners under various sections of the Municipal Act with the result shown in the following statement :—

Sections of the Municipal Act.	Number of prosecutions.	Number of cases withdrawn on compliance with requirements.	Number of cases in which parties were warned and discharged.	Number of convictions.	Number of postponements falling during the year 1920-21.	Fines.
246A	2	1	1	Rs. s. p. 10 0 0
247	1	1	30 0 0
268	1	1
297 (3)	16	9	3	3	1	57 0 0
308	28	18	8	2	61 0 0
312	7	1	5	1	30 0 0
315	1	1
318	1	1
322	90	62	25	1	2	25 0 0
322 (1)(a)	1	1
329	2	1	1
337	147	59	25	58	5	820 0 0
342	233	93	42	88	10	996 4 0
344A	3	3
347A	3	1	2	30 0 0
349	2	1	1
349B	3	3
349C	2	2
353	45	16	14	14	1	154 0 0
353A	182	38	48	84	12	1,239 0 0
354	250	80	55	88	27	2,544 0 0
368 (1)	1	1
378	75	38	9	28	609 0 0
By-law 40	2	2
Total ..	1,098	430	230	377	61	6,605 4 0

338. 13 notices were issued under Section 378 of the Municipal Act for the improvement of the insanitary buildings. In 8 cases the owners complied and the remaining 5 were pending at the close of the year.

339. As regards 33 cases under Section 378 which were pending at the close of the previous year, in 15 cases the owners complied and the remaining 18 cases were still pending at the close of the year.

340. Out of 499 notices issued under Section 354 of the Municipal Act for the removal of unsafe structures, 364 were complied with, 11 were either cancelled or withdrawn, and the remaining 124 were pending at the close of the year.

341. 79 cases were pending at the close of the previous year. 75 of these were complied with and the remaining 4 cases were still pending at the close of the year.

342. Nineteen buildings or portions thereof fell during the year. There were no casualties in 11 cases and in the remaining 8, 24 persons were injured and 5 were killed.

343. Action was taken under Sections 349 and 380 of the Act in 168 cases for the summary removal of inflammable and insanitary huts. Out of these, 116 were complied with, 2 were cancelled, in 2 cases huts were removed departmentally and in one case postponement was granted. The remaining 48 cases were pending at the close of the year.

344. Out of the 32 cases which were pending at the close of the previous year, in 29 cases huts were removed by the party and the remaining 3 cases were still pending at the close of the year.

345. Applications were made to the Standing Committee for the removal of unauthorized work in 10 cases. In one case permission was granted and in 6 cases the owners removed the work. The remaining 3 cases were pending at the close of the year.

346. Out of the 2 cases pending at the close of the preceding year, the work was removed by the party in one case and the remaining one was still pending at the close of the year.

Floor Area of Tenements.

347. During the year under report, 1,253 buildings were surveyed with a view to registering their floor area. This brings the total number of buildings surveyed since the commencement of this work in the year 1914, to 6,899. The following statement shows the increase or decrease in the floor area of tenements in new and altered buildings in the City :

348 Statement showing the increase or decrease in the class and floor area of tenements in the new and altered buildings completed during the year 1919-20.

Ward.	DESCRIPTION.	Shops.		Godowns.		Residences.						REMARKS.			
						One room Tenement.		Two rooms Tenement.		Larger Tenement.			Servants' Quarters.		
		No.	Floor area.	No.	Floor area.	No.	Floor area.	No.	Floor area.	No.	Floor area.		No.	Floor area.	
			Sq. yd.		Sq. yd.		Sq. yd.		Sq. yd.		Sq. yd.		Sq. yd.		
A	Total floor area of buildings after they are altered or newly built ...	26	1,228	27	1,402	8	88	42	763	161	5,006	28	430		
	Do. do. before do. do. ...	25	546	6	517	7	77	26	488	158	3,741	1	9		
	Total increase in floor area of buildings in A Ward ...	1	682	21	885	1	11	16	275	3	1,265	27	421		
B	Total floor area of buildings after they are altered or newly built ...	33	1,170	61	5,326	1	42	22	429	366	7,871		
	Do. do. before do. do. ...	26	908	44	3,241	12	188	346	6,658		
	Total increase in floor area of buildings in B Ward ...	7	262	17	2,085	1	42	10	241	20	1,013		
C	Total floor area of buildings after they are altered or newly built ...	86	2,451	56	1,651	3	49	24	703	645	11,430	61	706		
	Do. do. before do. do. ...	69	1,556	28	773	2	80	28	585	728	9,279		
	Total increase in floor area of buildings in C Ward ...	17	895	28	878	1	18	4	118	83	2,151	61	706		
									Decrease.		Decrease.				
D	Total floor area of buildings after they are altered or newly built ...	36	1,014	71	2,776	226	2,666	1051	24,484	169	2,464		
	Do. do. before do. do. ...	13	472	24	1,284	557	12,718	75	1,063		
	Total increase in floor area of buildings in D Ward ...	23	542	47	1,542	226	2,666	494	11,766	94	1,401		
E	Total floor area of buildings after they are altered or newly built ...	109	2,406	39	8,898	282	4,111	18	873	641	11,688	31	344		
	Do. do. before do. do. ...	21	487	9	2,356	86	1,158	20	322	186	3,668	1	13		
	Total increase in floor area of buildings in E Ward ...	88	1,963	30	6,542	196	2,953	2	551	455	7,965	30	331		
									Decrease.						

Ward.	DESCRIPTION.	Shops.		Godowns.		Residences.						REMARKS.	
						One room Tenement.	Two rooms Tenement.	Larger Tenement.	Servants' Quarters.				
		No.	Floor area.	No.	Floor area.	No.	Floor area.	No.	Floor area.	No.	Floor area.		
			Sq. yd.		Sq. yd.		Sq. yd.		Sq. yd.		Sq. yd.		Sq. yd.
F	Total floor area of buildings after they are altered or newly built ...	74	1,508	64	5,336	248	8,230	140	1,813	200	4,585	13	167
	Do. do. before do. do. ...	28	521	16	1,298	8	95	14	210	162	3,798	2	82
	Total increase in floor area of buildings in F Ward ...	51	987	48	4,048	240	8,135	126	1,603	38	737	11	185
G	Total floor area of buildings after they are altered or newly built ...	57	1,014	23	7,670	155	2,100	84	1,107	209	3,479	27	326
	Do. do. before do. do. ...	14	265	11	3,731	43	529	6	126	146	2,140	2	23
	Total increase in floor area of buildings in G Ward ...	43	749	11	3,939	112	1,671	78	981	63	1,339	25	308
A to G	Total floor area of buildings after they are altered or newly built in all Wards.	421	10,785	340	32,059	697	9,614	556	7,854	3278	68,455	329	4,435
	Do. do. before do. do. do. ...	191	4,725	138	12,145	146	1,889	106	2,369	2283	42,202	81	1,140
	Total increase in floor area of buildings in all the Wards <i>excluding City Improvement Trust Plots.</i>	230	6,060	202	19,914	551	7,725	450	5,485	990	26,253	248	3,295
	Total increase in floor area of buildings on City Improvement Trust plots ...	222	...	61	...	552	...	178	...	286	...	72	...
	Grand Total showing the increase in floor area of buildings in the whole city of Bombay.	452	6,060	263	19,914	1,103	7,725	628	5,485	1,226	26,256	320	3,295

Floor areas are not available.

349. Miscellaneous increase of floor area of buildings in all the Wards A to G :—

	No. of Rooms.	Sq yds.
Public Buildings, Offices, Schools, Printing Presses, Clubs, Hotels, Cinema Theatres, &c. ...	76	12,716
Motor Garages, Coach Houses and Horse Stalls	146	3,549
Milch Cattle Stables and Bullock Stables	11	2,120
Mills, Factories, Workshops, Tanneries, &c.	73	24,729
Temples, Mosques, Durghas, Jamatkhana, &c.	6	194
Sheds (for Shops and Godowns)	56	3,502
Total of miscellaneous increase of floor area in all Wards excluding City Improvement Trust		
Plots	382	46,810

350. The following statement shows the number of notices issued and the sections of the Municipal Act under which they were issued during the year 1919-20 :—

Sections of the Municipal Act.	Particulars.	No. of notices.
231	To provide rain water eaves, gutters and downtake pipes	54
298 (2)	Intimation of intention to take possession of land occupied by buildings.	13
299	Intimation to take possession of land outside buildings for street improvements	57
305	To level, metal or pave, drain and light private streets	139
308	To remove projections and encroachments... ..	125
311	To remove or alter door or gate bar or window opening upon a street ...	3
315	To remove structures or fixtures erected or set up before Section 312 came into use	10
329	To repair, protect, or enclose wells or dangerous places	11
349	To remove inflammable materials in the external walls or roof coverings..	168
351	To remove, alter or pull down structure on it erected without Municipal approval	29
351 (2)	Intimation of intention to give effect to requisitions under Section 351 (1)..	9
353	To alter buildings erected or to amend works done contrary to the provisions of the Municipal Act or Building Bye-laws	248
354	To pull down unsafe structures	499
354 A	To remove persons carrying on or directing works unlawfully carried on...	389
378	To improve insanitary buildings	13
378 (2)	To declare unimproved buildings unfit for human habitation	99
383	To cut or trim trees hanging over streets	1
488	Intimation of intention to enter premises to give effect to the requisitions made under the several sections of the Municipal Act	155
508 & 309	To remove new projections as well as old ones... ..	2
	Total number of notices	2,024

I have the honour to be,

Sir,

Your most obedient servant,

JAMES W. MACKISON, B.Sc., M.Inst. C.E.,

Executive Engineer.

WATER WORKS.**REPORT OF THE HYDRAULIC ENGINEER.****Tansa Lake.**

The total rainfall for the year measured near the outlet from the lake was 108·86 inches or 5 per cent. above the average for the preceding five years, the rainfall for the preceding five years being—

132·80 inches in 1914.

92·08 „ in 1915.

113·75 „ in 1916.

116·79 „ in 1917.

61·83 „ in 1918.

Rain fell on 97 different days and ranged from 3 to 8 inches per day on 10 occasions.

The lake commenced to overflow (at R.L. 414·58) on 26th July when the rainfall amounted to 46·56 inches and continued to overflow until the 11th October. The total quantity of water that passed over the waste weir was 54,110 million gallons.

The quantity of water delivered into the duct from the lake during the year was 13,441 million gallons, out of which 11,199 million gallons were received in the City, and the balance of 2,242 million gallons were lost by evaporation and leakage along the duct.

The quantity of water lost from the lake through supply, evaporation, leakage and absorption between 1st April 1919 and 31st May 1919 was 3,362 million gallons and between 1st November 1919 and 31st March 1920 was 8,082 million gallons, making a total loss of 11,444 million gallons for 213 days or an average of 54 million gallons per day.

The loss of water by evaporation from the lake averaged during the dry months 19 inches per day equivalent to 16 million gallons per day, the observed monthly evaporation being as follows:—

Million Gallons per day.	Months.	Days.	Evaporation in Inches.
23	April 1919	30	9·0
22	May 1919	31	9·3
10	November 1919	30	3·3
10	December 1919	31	3·2
14	January 1920	31	4·7
14	February „	29	4·7
20	March „	31	7·5
113	Total	213	41·7

The lowest level to which the water was drawn was 399·83 feet above T.H.D., leaving 19·83 feet or 14,081 million gallons above the level of the lowest outlet.

The total leakage along the duct between Tansa and Ghatkoper measured at the close of the year was 1.7 million gallons per day.

The following are the results of chemical analysis made at different periods during the year :—

Date of Analysis.	Grains per gallon.		Parts per million.			REMARKS
	Total solids.	Chlorine.	Free Ammonia.	Albd. Ammonia.	Nitrites.	
April 1919, 1st part ...	7.	.7	<i>Nil.</i>	.128	<i>Nil.</i>	No smell, clear, many brown particles floating. Vegetable matter and clay.
July 1919, 1st part ...	7	.6	<i>Nil.</i>	.09	<i>Nil.</i>	No smell, clear a few green particles floating with water and fleas. Vegetable matter and clay.
October 1919, 1st part ...	7	.6	<i>Nil.</i>	.06	<i>Nil.</i>	No smell, clear, a few brown particles floating; vegetable matter only.
January 1920, 1st part ...	7	.7	<i>Nil.</i>	.10	<i>Nil.</i>	No smell, clear water, many brown particles floating; considerable vegetable matter and clay.

A serious break occurred in the Tansa Aqueduct at Mile 38 ft. 4,100 near Mulund on 27th July 1919 where a portion of the east wall of the Aqueduct for a length of 130 ft. overturned. Prompt measures were taken to effect repairs. The gap was bridged by a temporary line of 48" diameter pipes and the supply to the city restored on 31st July 1919. The work of rebuilding of the wall from the foundations was taken in hand soon after the monsoon ceased and was completed and the temporary line of pipes removed on 3rd February 1920. On 11th August 1919 a burst occurred on the 2nd 48" Tansa main under the bed of the Kurla Creek where the pipes are encased in concrete. The concrete casing and the damaged pipe was immediately cut out and replaced and the supply restored the following day.

The protection of the gathering grounds of the Tansa lake has been under the consideration of the Corporation and on the advice of Lt.-Col. Clemesha and the Municipal Medical authorities steps are being taken to acquire the whole of the catchment area now in private occupation. Proposals for acquiring the lands under the provision of the Land Acquisition Act have been submitted to Government for sanction to the proposed acquisition being notified in the *Government Gazette*.

The preliminary survey commenced last year in connection with the extension of the Tansa supply has now been completed and definite proposals with detailed plans and estimates are being formulated thereon.

The construction of the terminal reservoir for the Tansa supply was sanctioned by the Corporation on 31st January 1916. The scheme comprises the construction of a dam across the Horse Shoe Valley at Ghatkoper to form a storage reservoir of about 130 million gallons capacity. The work of excavating the foundation for the dam was entrusted to Messrs. Phatak & Walchand on 17th February 1919 and has been in progress throughout the year.

Tulsi Lake.

The total rainfall for the year at Tulsi was 122.02 inches or 24 per cent. above the average for the preceding five years, the rainfall for the preceding five years being :—

116.94	inches in	1914.
85.46	„	1915.
92.35	„	1916.
138.28	„	1917.
57.84	„	1918.

Rain fell on 97 different days and on 6 occasions it ranged from 4 to 9 inches per day. The lake did not overflow during the year, the highest level attained being 455.94 T. H. D. or (7 inches, below the overflow level) on 4th October when the rainfall amounted to 120.77 inches.

The total quantity of water lost from the lake by supply, evaporation, leakage and absorption between 1st April 1919 and 31st May 1919 was 183 million gallons, and between 1st November 1919 and 31st March 1920 was 956 million gallons, making a total of 1,139 million gallons for 213 days or an average of 5 million gallons per day. The total quantity of water received in the City during the year was 1,225 million gallons or the average of 3.4 million gallons per day.

The lowest depth to which the water in the lake was drawn before the break of the monsoon of 1919 was 413.29 feet above T. H. D. leaving 13.93 feet or 88 million gallons in the lake for further supply. The total contents at the close of the monsoon was 2,109 million gallons, the contents, when full being 2,294 million gallons.

The loss of water by evaporation from the lake averaged during the dry months 0.13 inches per day equivalent to 0.58 million gallons per day, the observed monthly evaporation being as follows :—

Month.	No. of days.	Monthly evaporation in inches.	Million gallons per day.
April 1919	30	5.4	0.4
May „	31	5.1	0.2
November 1919	30	4.8	1.1
December „	31	3.6	0.8
January 1920	31	2.6	0.5
February „	29	2.4	0.5
March „	31	2.7	0.5
Total ...	213	26.6	4.00

The following are the results of Analysis made at different periods of the year :—

Date of Analysis.	Grains per gallon.		Parts per million.			REMARKS.
	Total solids.	Chlorine.	Free Ammonia.	Albd. Ammonia.	Nitrites.	
April 1919 1st part ...	8	1	.024	.232	<i>Nil.</i>	No smell, clear, numerous green and brown particles floating, considerable vegetable matter and clay.
July " " ...	8	1	<i>Nil.</i>	.14	<i>Nil.</i>	No smell, clear, numerous brown particles floating considerable vegetable matter and clay.
October " " ...	8	.9	<i>Nil.</i>	.13	<i>Nil.</i>	No smell, clear, numerous green particles floating, considerable vegetable matter and clay.
January 1920 1st part ...	9	1	<i>Nil.</i>	.42	<i>Nil.</i>	No smell, clear, water, numerous brown particles floating. Considerable vegetable matter and clay.

The construction of mechanical filters at Tulsī referred to in the report of 1918-1919 has been in progress throughout the fair season but owing to the increasing labour trouble throughout the land the work has been considerably hampered and the progress has been very disappointing. The foundations for the filters and coagulating tanks have now been completed and the walls carried up to about half their height.

Vehar Lake.

The total rainfall for the year was 83·96 inches or 9 per cent. below the average of the preceding five years, the rainfall for the preceding five years being:—

108·73 inches in 1914.

91·60 " " 1915.

99·38 " " 1916.

117·78 " " 1917.

42·05 " " 1918.

Rain fell on 103 different days and varied from 3 to 7 inches on 9 occasions.

The highest level to which the water in the lake rose during the year was 250·91 or 13·59 feet below overflow level on 3rd October when the rainfall amounted to 83·03 inches.

The total quantity of water received in the City during the year from the lake was 2,977 million gallons or an average of 8 million gallons per day.

The quantity of water lost from the lake through supply, evaporation, leakage and absorption between 1st April 1919 and 31st May 1919 was 731 million gallons and between 1st November 1919 and 31st March 1920 was 2,119 million gallons, making a total loss of 2,850 million gallons for 213 days or an average of 13 million gallons per day.

The lowest depth to which the water in the lake was drawn before the break of the monsoon of 1919 was 235·74 feet above T. H. D., on 7th June 1919 leaving 5·24 feet or 951 million gallons available for consumption above the level of the lowest outlet.

The total contents available at the close of the monsoon was 4,607 million gallons or about half the contents of the lake when full (9,120 M. G.). It has therefore been necessary to curtail the daily supply from Vehar for another year.

The loss of water by evaporation from the lake averaged during the dry months 12 inches per day equivalent to 2·4 million gallons per day, the observed monthly evaporation being as follows:—

Month.	Days.	Evaporation in inches.	Evaporation in million gallons per day.
April 1919 	30	4·7	3
May " 	31	4·6	2·5
November " 	30	4·8	3·7
December " 	31	3·6	2·6
January 1920	31	2·6	1·8
February " 	29	2·5	1·7
March " 	30	2·6	1·6
Total ...	212	25·4	16·9

The following are the results of Analysis made at different periods of the year :—

Date of Analysis.	Grains per gallon.		Parts per million.			REMARKS.
	Total solids	Chlorine.	Free Ammonia.	Albd. Ammonia.	Nitrites.	
April 1919, 1st part ...	8	1.1	<i>Nil.</i>	.172	<i>Nil.</i>	No smell, clear, numerous green and brown particles floating. Considerable vegetable matter and clay.
July 1919, 1st part ...	8	1	<i>Nil.</i>	.11	<i>Nil.</i>	No smell, clear numerous brown particles floating. Considerable vegetable matter and clay.
October 1919, 1st part ...	8	1	<i>Nil.</i>	.20	<i>Nil.</i>	No smell, clear numerous green and brown particles floating. Considerable vegetable matter and clay.
January 1920, 1st part ...	8	.9	<i>Nil.</i>	.20	<i>Nil.</i>	Do.

Powai Lake.

The works enumerated in the annual report for 1918-1919 for utilizing the Powai Lake for the supply of water to Salsette have been in progress throughout the year. The shortage of labour as at Tulsi has however been a very serious drawback to the progress of the works. Orders have been placed with Messrs. Macbeth Brothers of Bombay for the supply and erection of two 160 H. P. Campbell Oil Engines and centrifugal pumps. Delivery of these was expected by the close of the year, but owing to the present labour unrest in England the manufacturers are unable to give any definite date by which they may be expected. In the meantime the construction of the engine house together with the engine and pump foundations has been completed. The suction and delivery mains have been laid. The construction of filters, coagulating tanks and chemical house has been put in hand and also the raising of the Powai Dam.

Maintenance Works.

There were 25 bursts during the year, viz. :—

No.	9—3"	diameter pipes.
"	9—4"	" "
"	4—6"	" "
"	1—7"	" "
"	1—12"	" "
"	1—48"	" "
	<u>25</u>	

The number of water connections made during the year was 573 including branch connections. Connections cut off for various reasons numbered 25 of which 15 were restored. The net increase therefore in the number of connections is 563. The total number of connections now stands at 26,785. The total number of Municipal meters at present in use is 1,993.

The total number of disconnection orders submitted to the Standing Committee from time to time during the year was 93 against 127 last year. All these were sanctioned by the Municipal Commissioner and the Standing Committee and have been dealt with as follows :—

(1) Disconnections not enforced, owing to the requirements having been complied with	68
(2) Disconnections enforced	25
(3) Connections restored on compliance with Municipal requirements	15
(4) Connections remaining unrestored	10

Waste Prevention.

Waste Prevention operations were continued throughout the year with the result that 28,208 defects were found and repaired ; of these 10,597 were underground and 7,206 above ground defects.

The following comparative statement shows the total length of water main examined during the year under report and the preceding five years :—

Period.	Excluding second and subsequent tests.	Including second and subsequent tests.
	Feet.	Feet.
From 1st April 1914 to 31st March 1915	11,356	2,464,100
From 1st April 1915 to 31st March 1916	62,669	2,382,793
From 1st April 1916 to 31st March 1917	4,704	2,541,769
From 1st April 1917 to 31st March 1918	4,704	2,412,403
From 1st April 1918 to 31st March 1919	6,651	1,840,228
From 1st April 1919 to 31st March 1920	475	1,862,426

The total length of mains of all sizes examined during the year under report was 58 miles and 413 feet.

The number of defect notices issued during the year was 3,226 against—

4,519	issued during the year	1914-15
4,386	" " "	1915-16
4,894	" " "	1916-17
5,197	" " "	1917-18
2,546	" " "	1918-19

Particulars of defects detected and remedied, the number of diagrams taken, and the quantity of water found running to waste from 1st April 1919 to 31st March 1920 are given in the attached statement marked "A."

Statement of Defects found on Mains and Service Pipes during the year ending 31st March 1920.

Month.	No. of Diagrams taken.	Total leakage discovered in Gallons per hour.	DEFECTS.																			TOTALS.	
			Under Ground.									Above Ground.											
			Mains.		Sluice valves.	Hydrants.	Service pipes.	Stop taps.	Disconnected service pipes.		Miscellaneous Holes in Mains, etc.	Bib Taps.			Service pipes.		Ball Valves and Tanks.			Stop Taps leaking.	Meter Coup-Flanges, Holes, etc.		Miscellaneous.
			Bursts.	Joints.					Fer-rule leak.	Pipe leak.		Re-washed.	Out of order.	Left open.	Leaking.	With-out Tap.	B. V. out of order.	Tanks without B. Vs.	Tanks leaking.				
1919.																							
April	92	100,575	1	82	111	546	116	45	1	1	22	965	254	10	94	17	68	8	7	75	31	31	= 2,475
May	89	111,525	Nil.	34	120	564	149	67	3	2	16	991	252	31	77	28	42	10	1	75	20	57	= 2,539
June	57	26,730	3	32	105	432	102	50	Nil.	2	21	747	211	24	60	41	22	6	2	65	18	78	= 2,021
July	74	67,900	1	24	119	334	194	47	1	Nil.	33	914	201	34	84	20	22	1	1	75	34	47	= 2,185
August	70	89,470	2	24	128	350	174	52	1	Nil.	13	613	317	32	96	15	51	Nil.	4	67	39	37	= 2,015
September	74	26,250	2	27	107	412	140	57	5	3	15	739	313	28	82	56	82	5	Nil.	67	28	24	= 2,122
October	84	28,175	1	34	128	546	194	41	2	Nil.	31	900	359	30	82	30	56	Nil.	7	114	42	22	= 2,619
November	80	51,800	6	39	112	616	165	47	4	Nil.	18	1,084	277	26	81	27	54	1	1	94	44	29	= 2,725
December	78	28,025	1	35	116	438	171	57	3	1	18	908	227	59	80	22	26	8	2	86	45	49	= 2,352
1920.																							
January	88	45,025	6	40	140	642	155	41	Nil.	1	11	940	285	47	88	28	40	4	4	85	29	27	= 2,608
February	73	31,010	1	33	111	522	135	49	2	Nil.	12	733	189	31	51	26	45	1	5	58	26	24	= 2,044
March	79	18,500	Nil.	37	120	628	160	73	2	Nil.	21	871	256	42	88	22	58	3	1	90	20	36	= 2,503
Total	938	5,65,045	24	391	1,418	6,030	1,845	626	24	10	251	10,405	3,181	394	953	312	496	47	85	951	376	461	23,208

Distributing and Service Mains.

In connection with the renewal and replacement of the existing water mains and the laying of additional water mains, the following works were carried out during the year:—

- (1) Laying 24" main in Agra Road (Salsette Division) (length 1,048 feet.)
- (2) Laying 24" main in Frere Road, Reay Road and Wadi Bunder Road (length 12,612 feet.)
- (3) Laying 12" main in Moreland Road and Suklaji Street (length 3,548 feet.)
- (4) Laying 12" main in Ridge Road (length 1,350 feet.)
- (5) Laying 9" main in the Improvement Trust Estate between Dadar and Kingsway (length 2,000 feet.)
- (6) Laying 6" main in the Improvement Trust Estate between Dadar and Kingsway (length 5,000 feet.)
- (7) Laying 4" main in the Improvement Trust Estate between Dadar and Kingsway (length 4,450 feet.)
- (8) Laying 5" main between Jijibhai Lane and Lalbaug (length 475 feet.)
- (9) Laying 6" main in Muzaverpakhady Road (length 900 feet.)

Reservoirs and Filters.

The construction of a concrete roof over Reservoir No. 2 at Malabar Hill was completed by the contractors Messrs. Marsland Price & Co. on the 12th December 1919 and the whole area converted into a Public Garden named by the Corporation under Resolution No. 6190 of 9th December 1918 the Sir Phirozshaw Mehta Garden. Swings, sand pits and other amusements for young children have been provided at one corner of the grounds and a hand-some gift of 50 additional benches has been made by Mr. E. Kurwa for the benefit of the public. A further extension of the Reservoir and garden on the western side is now about to be undertaken.

No Important works were undertaken at the Bhandarwada or John Hay Grant Reservoir during the year.

Financial

The Budget grant for the maintenance of the Water Department for the year 1919-20 was Rs. 9,75,335, which with the lapsed grants renewed and with the transfers and additional grants sanctioned amounted to Rs. 11,41,656-8-6. The total expenditure incurred against this sum and paid for during the year amounted to Rs. 8,00,586-14-2 leaving an unexpended balance of Rs. *3,41,069-10-4, a portion of which will be renewed in 1920-21 to meet the liabilities incurred during the year:—

1. Number of cases disposed of	3,100
2. Number of vouchers received and passed	2,321
3. Number of Departmental and Private Works Bills prepared and forwarded	520
4. Number of references made to Inspectors for certificates on vouchers	1,696
5. Number of reports and certificates received from Inspectors	1,696
6. Number of requisitions received and forwarded	1,346
7. Number of notices issued in connection with defective pipes and fittings	2,544
8. Total number of contracts executed	11
9. Number of advices sent to the Chief Accountant	1,642

General Remarks.

Proposals for improving the work done by Licensed Plumbers were considered and approved by the General Committee resulting in the holding of two Examinations in practical elementary Plumbing during the year by a Joint Board of Examiners at Victoria Jubilee Technical Institute. Only 24 out of a total of 119 plumbers entered for the first examination which was held during the first week in October and of this number nine candidates were successful. In the second examination eight entered, all of whom proved to be unfit. Endeavours are now being made to start a class of instruction in elementary practical plumbing, on the conclusion of which it is proposed to hold another examination.

* These figures are subject to revision by the Chief Accountant.

FIRE BRIGADE.

I have the honour to submit my Annual Report on the working of the Brigade for the year 1919-20.

Calls.—Calls to fires or supposed fires totalled 470, resulting in 277 fires, 8 chimney fires, 72 false alarms and 3 calls to fallen buildings. In addition to the above 3 calls were received to fires at Bandra and one at Kurla. Actual fires show a decrease of 12 over the previous year but false alarms an increase of 34. While this increase may appear unsatisfactory it may be pointed out that many of these alarms have been given with good intent. Malicious calls, however, have been more frequent during the year, the disturbances in the month of April last being responsible for 10. For prosecutions, see Appendix VIII.

Fires.—Fires extinguished by the Brigade totalled 136, and 149 were extinguished before the arrival of the Brigade. The most disastrous fire of the year in point of loss occurred at the Chotani Saw Mill, Sewree Bunder, on March 16th, resulting in a loss of Rs. 10,00,000. The Brigade were severely handicapped at this fire by the scarcity of water from the Port Trust Main, and the spread of the fire to the huge storage of oil and timber adjoining was only prevented by the incoming tide. Another disastrous fire occurred at Dongree Street on February 28th. Three lives were lost at this fire and 13 persons were assisted out by the Brigade. Other serious fires occurred at Rampart Row on April 28th, 1919; Bombay Harbour, May 14th, 1919; Victoria Bunder, May 28th, 1919; Chinch Bunder Road, June 23rd; Queen's Road, October 23rd; Prince's Dock, December 21st; Rope Walk Street, February 5th, 1920; Colaba Road, March 24th, 1920 and Victoria Bunder, Colaba, on March 31st. See Appendices IV, V and VI.

Fire Loss.—The estimated loss amounted to Rs. 38,47,907 while property at risk has been rated at Rs. 4,41,62,135. Of this amount Rs. 35,86,162 was covered by insurance and Rs. 2,61,745 was uninsured. Compared with last year there is a decrease of Rs. 3,04,467. See Appendix VII. The loss for the 3 fires at Bandra and the one at Kurla which amounted approximately to Rs. 66,725 is not included in the above.

Water Supply.—Low pressure due to the intermittent supply in certain localities on several occasions handicapped the first arrivals of the Brigade, but the supply generally throughout the year was satisfactory. The attendance of the Water Department Staff was prompt and every assistance was rendered. Approximate quantity of water delivered at fires amounted to 62,99,980 gallons or 28,121.78 tons, of which 41,65,230 gallons were taken from the mains and 21,34,750 gallons from Sea and Docks.

Lives Lost.—Four persons lost their lives at fires and 5 received such injuries that they subsequently succumbed. Seven received minor injuries but have since recovered. First Aid was rendered by the Brigade on several occasions. See Appendix V. Forty-seven persons were rescued by escapes, etc., during the year.

Fire Alarms.—The fire alarm systems continue to work satisfactorily. Of the 470 calls to fires 231 were received by fire alarms. The erection of the 35 additional alarms could not be taken in hand during the early part of the year for the want of material but the work is now well in hand and it is hoped that all the points will be in working order in a few weeks.

A map showing distribution, fire stations, and positions of fires of the year is attached.

Appliances.—The motor appliances despite the heavy work of the last 7 years are in good condition. The four remaining horsed engines however have now almost reached the limit of their useful life and will shortly have to be withdrawn from active service. Three new petrol motors are now on order, delivery of which is expected within the next few months.

Stations.—During the war period little or nothing was done towards improving certain of the older stations for the accommodation of modern appliances. During the year, however, a scheme for building a new station in the Fort, another at Sewree in place of the existing one at Chinchpokli, a new and larger station at Dadar and the remodelling of Gowalia Tank and

Mahim stations was drawn up and approved by the Corporation. The question of a new station for the Bhuleshwar area was also considered, but in view of the difficulty of obtaining land for a site at present no definite proposals were made regarding this station. For the better protection of the Docks and Bunders the Port Trust Authorities approached the Corporation with a view of an additional Station being built within that area. The question was finally settled and a site selected at Frere Road. The total cost of the whole scheme amounts to approximately Rs. 10,00,000, and it is proposed to take the Fort, Sewree and Dadar Stations in hand next year and the new Dock Station as soon as possible.

General.—I had to proceed to England on 6 months and 5 days' leave from April 19th to October 23rd, owing to ill health. The Brigade during this period was in charge of Head Foreman Mr. H. Lainton.

The full strength of the Brigade could not be maintained throughout the year owing to the absence of suitable applicants.

There was an improvement in the health of the Brigade over last year. Two Officers, 1 tindal and 4 men died however. Thirty men were invalided, injured or otherwise left the service. Two men received serious injuries at fires, one died and the other was invalided. Several others received minor injuries, all of whom have recovered.

Brigade appliances turned out on 11 occasions to fallen buildings. Three persons lost their lives by being overwhelmed, four received such injuries that they subsequently succumbed and 19 received slight injuries.

The total distance covered by the motor appliances to and from the 470 calls of fires totalled 4,287½ miles.

One hundred and eighty premises were inspected in connection with dangerous trades, etc. Thirty-seven theatres, cinema halls and circus tents were also inspected. To cope with the work a special Fire Inspector has been provided for in next year's Budget.

Hydrant inspection was carried out periodically, and the staff at the Municipal Office and A. C. Market regularly drilled.

A "First Aid to the Injured" Class was started again this year, but had to be abandoned owing to the services of the Doctor being required elsewhere.

The question of motor ambulances attached to the Brigade was decided on during the year and preparations are now being made to establish the service as early as possible.

The Police, Officers of the Water Department and Salvage Corps as usual rendered every assistance, all to whom I wish to express my thanks.

I have the honour to be,
 Sir,
 Your most obedient servant,
 T. C. GREENOP,
 Chief Officer, Fire Brigade.

Budgetted strength and equipment of the Brigade :—

Strength.

1 Chief Officer.	17 Motor Tindals (Drivers).
3 Clerks.	15 First Class Tindals.
1 Head Foreman.	9 Second Class Tindals.
8 Foremen.	185 Firemen.
1 Mechanic.	6 Coachmen.
8 Engineers.	2 Grooms.
1 Fitter.	4 Mochis.
1 Head Tindal.	

Making a total of 262 men of all ranks.

Equipment.

4 Horse-drawn Engines.	1 Oxy Acetylene Cutting Plant.
4 Petrol Motor Engines.	2 Smoke Helmets.
4 Steam Motor Engines.	1 Hose and Store Van.
2 Petrol Motor Tenders.	1 Emergency Van.
1 Motor Turntable Ladder.	1 Brake.
15 Hose Reels.	8 Horses.
9 Hand Fire Escapes.	1 Motor Car.
1 Hose and Ladder Truck.	43,000 feet of Hose, and other small appliances.
3 Manual Engines.	

APPENDIX I.

Statement showing the Distribution of Engines, etc.

Numbers.	STATIONS.	Petrol Motor Pumps.	Motor Steamers.	Horse-drawn Engines.	Manuals.	Hose Reels.	Hose and Ladder Truck.	Motor Tenders.	Motor Ladders.	Motor Car.	Fire Escapes.	Smoke Helmets.	Hose Van.	Brake.	Emergency Van.	Horses.	Delivery Hose, 50 feet.	Foremen.	Motor Mechanic.	Engineers.	Fitters.	Motor Drivers.	First Class Tindals.	Second Class Tindals.	Firemen of Grades.	Drivers.	Grooms.	Mochies.	REMARKS.		
		1	1	8	1	1	1	1	1	2	1	1	1	1	1	6	489	3	1	4	1	9	6	2	56	5	1	1			
1	Byculla ...	1	1	8	1	1	1	1	1	2	1	1	1	1	1	6	489	3	1	4	1	9	6	2	56	5	1	1	} Head Quarters.		
2	Haines Road ...																														
3	Gowalia Tank ...	1				1					2						49	1				1	1	1	23				1	Escape carried on Motor Pump.	
4	Chinchpokli ...	1				1					1						50	1				1	1	1	19				2	Escape carried on Motor Pump.	
5	Babula Tank ...		1			1	1	1			1						74	1	1			2	1	1	16						
6	Fort... ...			1		1					1					2	88	1	1				1	1	12	1	1				
7	Colaba ...	1		4							1						62	1				1	1	1	16					Escape carried on Motor Pump	
8	DeLisle Road ...					1	1										15						1		7						
9	Mahim ...					1	1										15						1		7						
10	Dadar ...					1											15						1		7						
11	Bhuleshwar ...		1			1					1						89		1			1	1	1	6						
12	Mandvi ...		1			2		1			1						64	1	1			2	1	1	16						Total hose feet 43,000.
	Total ...	4	4	4	8	15	1	2	1	1	9	2	1	1	1	8	860	9	1	8	1	17	16	9	185	6	2	4			

APPENDIX II.
MUNICIPAL FIRE BRIGADE.

Summary of calls to fires (including false alarms) showing the number of times that appliances were used for attending and extinguishing fires during the year 1919-1920:—

STATIONS.	No. of Fire Alarms attached.	How called.						Appliances attended.										How extinguished.										Sprinklers actuated.	REMARKS.
		By Stranger.	By Police.	By Fire Alarms.	By Exchange Telephone.	By Private Telephone.	Total.	Ladder Truck.	Manuals.	Hose Reels.	Horsed Steam-er.	Motor Steam-ers.	Motor Pumps.	Motor Ten- ders.	Motor Turn- Table Ladder.	Fire Escape.	Hose Van, etc.	Buckets.	Hand Pumps.	Chemical Ex- tinguishers.	Chemical En- gine.	Hydrants.	Steamers.	Motor Pumps.	Manuals.	Sand.			
Byulla ...	4	3	2	21	194	...	220	10	39	108	2	14	5	8	5	15	18	25	} Head Quarters. Fire Alarm system at- tached in October 1919.	
Haines Road...
Gowalia Tank.	9	2	...	21	28	13	75	9	...	5	8	2	...	5	...	14		
Chinchpokli ...	7	5	...	17	...	1	28	22	76	18	2	6	...	16	...	2	...		
Babula Tank...	6	5	...	13	17	1	...	198	...	156	...	4	...	6	1	...	6	5	17		
Fort ...	9	3	...	21	24	1	79	82	...	4	2	8	6	1	...		
Colaba ...	6	9	...	20	29	26	68	...	68	...	5	...	1	...	4	...	14	...	1		
DeLisle Road...	1	1	1	1	3	...	5	6	1		
Dadar ...	8	8	...	1	4	...	7	7	2	1	1		
Mahim ...	1	3	...	4	7	9	...	9	2	1	2	...	2		
Bhuleshwar ...	13	5	1	72	78	24	...	148	84	...	1	1	2	...	1	17		
Mandvi ...	14	1	...	41	49	1	...	120	117	...	2	2	1	...	18	15	1		
Total ...	78	40	4	281	194	1	470	9	12	115	89	500	817	156	117	194	14	50	15	8	6	48	70	61	1	5	25		

APPENDIX III.

LIST OF CAUSES OF FIRES DURING THE YEAR 1919-1920.

Causes.	April.	May.	June.	July.	August.	September.	October.	November.	December.	January.	February.	March.	Total
Ashes, hot	1	1	2
Carburation of oil engine, defective	1	1
Chemical action	1	1
Chimney, spark from	1	1
Damper, boiling over	1	1	...	1	...	3
Electric circuit, defective	4	1	1	2	3	4	2	6	4	2	2	8	39
Fire, spark from ...	4	4	2	1	4	2	3	4	3	2	29
Fire place, overheat of	1	1	...	2
Fireworks, letting off	2	1	1	4
Foul flue	1	...	1	1	2	...	1	2	8
Forge, spark from	1	1
Gas, escape of	1	1	2
Iron stove-pipe, overheat of	1	1
Kerosine oil lamp, bursting of	2	1	3
Kerosine oil lamp, over heat of	1	...	1	...	1	1	4
Kerosine oil lamp, upset	1	1	2
Kitson lamp, bursting of	...	1	1	...	1	...	3
Kitson lamp, overheat of	1	1	2
Light thrown down ...	5	...	1	2	1	...	3	8	12	4	9	4	49
Machinery, friction of ...	1	...	1	1	1	...	3	...	7
Matches, children playing with	1	1	1	...	3
Naked light	1	1	...	2	4
Naked light, petrol vapour coming in contact with	...	1	1	1	...	1	...	4
Oil boiling over	1	1	1	...	1	1	...	5
Oil, upset ...	1	1
Oil engine, overheat of	1	1	...	1	3
Oil lamp, bursting of	1	1	2
Oil lamp, overheat of ...	1	2	...	2	5
Oil lamp, upset	1	3	1	...	1	1	1	...	8
Rubbish burning	1	...	1
Spontaneous ignition	1	2	2	1	2	...	8
Stove charcoal, overheat of	1	1
Stove oil upset	1	1
Stove primus, bursting of	1	1	2
Stove primus, overheat of	...	1	1	2
Sun rays	1	1
Tinsmith at work	1	1
Tobacco drying...	1	1
Tobacco, smoking	3	...	1	...	1	1	6
Unknown ...	4	7	7	4	1	4	6	5	5	6	5	7	61
Wax boiling over	1	1
Total	27	22	19+	18	9+	13	27	27+	32+	26	32+	25+	277
			1 C		1 C			1 C	2 C		1 C	2 C	+80

APPENDIX IV.

LIST OF FIRES THROUGH WHICH PROPERTY TO THE EXTENT OF RS. 2,000 AND UPWARDS
WAS DESTROYED DURING THE YEAR 1919-20.

Date.	Locality.	Description of property destroyed.	Estimated loss.
			Rs.
1st April...	Sandhurst Road	Motor accessories	2,000
4th " ...	Lamington Road	Cotton	2,075
6th " ...	Prince's Dock	Steamship	2,000
7th " ...	Church Gate Street	Shops and dwellings	6,550
28th " ...	Rampart Row, Fort	General store	1,50,100
3rd May ...	Sheikh Memon Street	Hosiery store	55,000
10th " ...	Matunga Station Road	Oil refinery	8,000
11th " ...	Bengalpara Street	Dwellings	25,000
14th " ...	Bombay Harbour, 3 miles off Ballard Pier	Steamship	6,00,000
16th " ...	Kumtha Street, Fort	Clothing Contractor	67,000
26th " ...	Kuzria Street, Byculla	Dwellings	6,000
27th " ...	Victoria Bunder, Colaba	Cotton	5,000
28th " ...	Victoria Bunder, Colaba	Cotton	10,000
28th " ...	Victoria Bunder, Colaba	Cotton	1,10,000
5th June ...	Tank Bunder, Reay Road	Cotton	3,620
23rd " ...	Chinch Bunder Road	Seed godown	1,18,245
24th " ...	Cawasji Patel Street	Provision dealer	16,100
5th July ...	Dongri Street, Mandvi	General merchants	36,500
16th " ...	Pinjari Lane, Crawford Market..	Laundry	2,000
5th September	Falkland Road	Cotton waste godown	13,000
5th October	Ghorupdeo Road	Cotton waste godown	10,000
14th " ...	Victoria Dock	Steamship	3,000
19th " ...	Gamdevi Road	Cotton godown	75,000
23rd " ...	Queen's Road	Motor show room and work-shops, etc.	1,51,000
29th " ...	Frere Road	General merchant's godown	70,000
10th November	Dongri Street, Mandvi	Flour mill	27,000
13th " ...	Sholapore Street, Mandvi	Oil mill	68,000
15th " ...	Memonwada Road	Dwellings	11,000
29th " ...	Ghorupdeo Road	Cotton waste godown	2,500
5th December	Alexandra Dock	Steamship	3,000
6th " ...	Apollo Reclamation	Cotton	6,000
7th " ...	Bhendi Bazar	Motor car	4,000
11th " ...	Umerkhadi Road	Pattern maker's workshop	6,600
12th " ...	Victoria Dock	Steamship	3,000
19th " ...	Victoria Dock	Cotton	2,000
21st " ...	Prince's Dock	Steamship	2,00,000
2nd February	Quarry Street	Charcoal godown	25,000
5th " ...	Rope Walk Street	Shops, offices and dwellings	2,01,250
8th " ...	Alexandra Dock	Baled hay	18,000
16th " ...	Elphinstone Road	Cotton mill	10,000
22nd " ...	Love Lane	Oil refinery	5,050
23rd " ...	Ferguson Road	Cotton mill	10,000
28th " ...	Dongri Street	General godowns and dwellings	1,87,500
29th " ...	Alexandra Dock	General stores	4,000
12th March	Khetwadi Main Road	Celluloid films	10,700
16th " ...	Sewri Bunder	Saw mill	10,00,000
22nd " ...	Delisle Road	Cotton mill	10,000
23rd " ...	Chinch Bunder Road	Oil mill	20,100
24th " ...	Colaba Road	Cotton press	2,00,000
24th " ...	Apollo Reclamation	Cotton	2,000
25th " ...	Victoria Dock	Steamship	29,000
31st " ...	Victoria Bunder, Colaba	Cotton godown	2,80,000

APPENDIX V.

SUMMARY OF LIVES LOST AT FIRES DURING THE YEAR AND OF PERSONS WHO RECEIVED SUCH INJURIES THAT DEATH SUBSEQUENTLY ENSUED.

Date.	Time.	Place.	Remarks.
5th May 1919	4-44 P. M.	Kika Street, Pydhonie.	Haridass Pitamber, aged 35 years, severely burned on body. Removed to Hospital. Since dead.
27th May 1919	9-17 A. M.	S.S. "Martinique," Prince's Dock.	Isak Joseph, aged 11 years. Burned to death.
20th July 1919	11-12 P. M.	Parel Road	Hanifabi, aged 35 years, burned on body. Removed to Hospital. Since dead.
21st July 1919	5-52 A. M.	Samuel Street	Premcooverbai, aged 23 years, burned on body. Under private treatment. Since dead. Kantabai, aged 5 years, severely-burned on body. Under private treatment. Since dead.
8th January 1920	8-20 A. M.	Wadia Road, Tardeo.	Bachubai Erakshaw, aged 33 years, severely burned on body. Since dead.
28th February 1920	11-43 A. M.	Dongri Street	Lalbai Khimji, aged 60 years. Burned to death. Halifabi, aged 35 years. Burned to death. Fatimabi, aged 7 years. Burned to death.

APPENDIX VI.

BRIEF DETAILS OF THE MOST SERIOUS FIRES OF THE YEAR.

Date.	Time.	Place.	Business.	Extinguished by.	Damage.	Estimated loss.
1919.						Rs.
28th April.	1-35 A.M.	No. 23, Rampart Row, Fort.	Jeweller and General Merchant.	Firemen with 1 motor pump and 1 motor steamer.	A building of 3 floors 100 x 60 feet used as godown, stores, etc., and dwellings over. First floor and contents comprising jewellery and medicines severely damaged by fire, upper part of building by heat and smoke and lower portion by water.	1,50,100
14th May	9-7 P.M.	Bombay Harbour	Steamship.	Firemen and Port Trust staff with float.	A steamship of 3,085 tons register No. 1, 2 and 3 holds and contents comprising general cargo, etc., and bridge and saloon deck and cabins and contents severely by fire, heat, smoke and water.	6,00,000
28th May	8-33 P.M.	Victoria Bunder, Colaba.	Cotton Merchants.	Firemen with 2 motor pumps and 1 hydrant.	A building of one floor 80 x 20 feet used as cotton godown and contents consisting of 2,700 bales of cotton damaged by fire, heat, smoke and water.	1,10,000

Date.	Time.	Place.	Business.	Extinguished.	Damage.	Estimated loss.
1919.						Rs.
23rd June.	2-39 P.M.	Chinch Bunder Road.	General Merchants.	Firemen with 4 motor steamers and 3 motor pumps.	A building of 4 floors used as godowns and dwellings over. Godowns 40x15 feet on ground floor used as chemical stores and contents severely damaged by fire and upper part of building by heat, smoke and water and a galvanised iron building of one floor 100x50 feet adjoining used as seed godown and contents severely by fire, heat, smoke and water.	1,13,245
28rd Oct.	1-5 A.M.	Queen's Road ...	Motor Car Agency.	Firemen with 8 motor pumps and 2 motor steamers.	A back building of 4 floors 80 x 60 feet used as show rooms, workshops and stores. 1st floor used as stores and contents severely damaged by fire, upper part of building by heat and smoke and lower part of building by water.	1,51,000
31st Dec.	2-33 A.M.	Prince's Dock....	Steamship.	Firemen with 9 motor steamers, 2 motor pumps and 2 horsed steamers.	A steamship of 3,885 tons register. About 3,340 bales of cotton severely damaged by fire and water in No. 3 hold and about 1,400 bales in No. 4 hold by water.	2,00,000
1920.						
5th Feb. ...	10-12 P.M.	Rope Walk Street, Fort.	Electrical Engineers.	Firemen with 8 motor steamers, 4 motor pumps, and 1 horsed steamer.	A building of 8 floors 70x40 feet used as shops, offices and dwellings. Rear portion of ground floor and two upper floors and contents severely damaged by fire, roof off and partly fallen down, and a building of 2 floors 80x45 feet used as wine merchant's office and store; part of ground floor and 1st floor and contents severely by fire, rest of building by heat, smoke and water, and a back building of 4 floors used as offices, stores and dwellings, about one-half of top floor used as dwelling and contents severely by fire, heat, smoke and water and part of roof off, all adjoining and communicating.	2,01,000
18th Feb.	11-43 A.M.	Dongri Street ...	General Merchants.	Firemen with 4 motor steamers, 2 motor pumps and 1 horsed steamer.	A building of 5 floors 45x60 feet used as godown and dwellings over and contents nearly burned out, roof off and partly fallen down, and a building of 5 floors 25x60 feet ditto, ditto, top floor and contents severely damaged by fire and part of roof off and a building 4 floors 25x60 feet ditto upper part of staircase severely by fire and part of roof off and lower portion of building by water. All adjoining and communicating.	1,87,500
16th Mar.	12-40 A.M.	Sewree Bunder, Sewree.	Saw Mill...	Firemen with 4 motor steamers, 2 motor pumps and 2 horsed steamers.	A range of buildings of one and two floors used as boiler house, engine and machine rooms stores and offices covering an area of about 200x100 feet and contents severely damaged by fire, roof off and partly fallen down and a number of small stacks of timber in compound burned out and fallen down, rest of stacks, etc., slightly by heat and water. The whole covering an area of about 800x300 feet on open bunder.	10,00,000
24th Mar.	10-39 A.M.	Colaba Road ...	Cotton Press.	Firemen with 2 motor pumps and one motor steamer.	A range of buildings of one floor used as boiler house, stores and cotton godown. Godown J 2, 40x80 feet and contents comprising 2,400 bales of cotton severely damaged by fire, heat, smoke and water.	2,00,000
31st Mar.	4-51 A.M.	Victoria Bunder, Colaba.	Cotton Merchant.	Firemen with 3 motor pumps, 1 motor steamer and 1 horsed steamer.	A range of brick built iron roofed buildings used as cotton godowns. Godown C, 90x40 feet and contents 2,000 bales of cotton severely damaged by fire, heat, smoke and water.	2,08,000

APPENDIX VII.

MONTHLY SUMMARY OF FIRES AND ANNUAL LOSSES FOR THE PERIOD 1910-1911 TO 1919-1920.

YEAR.	April.	May.	June.	July.	August.	September.	October.	November.	December.	January.	February.	March.	Total.	Estimated Loss.
1910-1911.	8	8	9	14	3	2	7	18	16	8	13	11	117	Rs. 5,76,742
1911-1912.	12	8	4	7	8	12	14	7	13	11	11	17	124	23,04,703
1912-1913.	14	9	5	11	10	13	14	13	23	17	17	16	162	15,20,093
1913-1914.	14	11	11	2	10	5	14	29	29	27	35	37	224	64,75,696
1914-1915.	48	42	39	15	14	17	17	27	14	19	17	11	280	30,19,569
1915-1916.	20	15	12	13	11	12	9	25	13	19	12	15	176	6,36,503
1916-1917.	13	20	15	4	12	8	12	18	17	20	16	25	180	5,57,837
1917-1918.	58	22	16	8	14	14	14	31	25	34	22	32	290	20,22,278
1918-1919.	28	18	24	32	19	15	22	35	32	31	15	18	289	41,52,374
1919-1920.	27	22	19	18	9	13	27	27	32	26	32	25	277	38,47,907

APPENDIX VIII.

Prosecutions for malicious interference with Fire Alarms during the year 1919-1920.

Date.	Nature of Offence.	Police Court and Magistrate.	Remarks.
3rd April 1919 ..	Breaking the glass of fire alarm at Erskine Road.	Honorary Presidency Magistrate's Bench, Girgaum.	Tulsiram Bhaudoc. Fined Rs. 2.
25th " "	Breaking the glass of fire alarm at Cawasji Patel Tank and giving false alarm of fire.	Nagoji Bapooji. Certified insane and removed to the Lunatic Asylum by order of the Commissioner of Police.
29th " "	Breaking the glass of fire alarm at Prince's Dock.	Narayan Dhondoo, aged 24 years. Certified insane and removed to the Lunatic Asylum by order of the Commissioner of Police.
6th May " "	Breaking the glass of fire alarm at Bhaji Pala Street.	Muka Hassan Dhilda. Certified insane and removed to the Lunatic Asylum by order of the Commissioner of Police.
19th " "	Breaking the glass of fire alarm at Two Tanks.	Chandu Sagan aged about 40 years. Certified insane and removed to the Lunatic Asylum by order of the Commissioner of Police.
30th " "	Breaking the glass of fire alarm at Nagdevi Street.	Ismail Abdulla. Certified insane and removed to the Lunatic Asylum by order of the Commissioner of Police.
15th June " "	Breaking the glass of fire alarm at Two Tanks and giving false alarm of fire.	Honorary Presidency Magistrate, Girgaum Bench.	Dhakji Balkrishna, aged about 34 years. Warned and discharged.
30th " "	Breaking the glass of fire alarm at Jakeria Musjid and giving false alarm of fire.	Honorary Presidency Magistrate, Mazagon Bench.	Dawood Sidic. Fined Rs. 50 or 14 days' imprisonment.
23rd Sept. " "	Breaking the glass of fire alarm at Pydhonie and giving false alarm of fire.	Abdul Esmail. Certified insane and removed to the Lunatic Asylum by order of the Commissioner of Police.
30th March 1920...	Breaking the glass of fire alarm at Samuel Street and giving false alarm of fire.	2nd Presidency Magistrate, Mazagon Police Court.	Gulab Hussien, aged 27 years. Certified insane and removed to the Lunatic Asylum.

PUBLIC GARDENS.

To

THE MUNICIPAL COMMISSIONER.

SIR,

I have the honour to submit the Annual Report on the administration of the Municipal Gardens under my charge for the year 1919-20.

2. I was confirmed as Superintendent of Municipal Gardens from 24th May 1919 while Mr. Sorab N. Ranina was appointed permanently in my place as Assistant Superintendent, Zoological collection, Mr. S. C. Bhaya the acting incumbent being reverted to his original post in the Health Department.

3. The following gardens were maintained during the year under report :-

- (a) Victoria Gardens.
- (b) Elphinstone Circle Garden.
- (c) Falkland Road Garden.
- (d) Northbrook Garden.
- (e) Sir Cowasji Jehangir Garden at Mahim.
- (f) Bhatia Baug Garden (Victoria Square).
- (g) Dick's Tank Garden.
- (h) Esplanade Bandstand Green.
- (i) Chowpatty Bandstand.
- (j) Flora and Wellington Fountains and the Queen's Statue.

4. The foot-path within old Bhatia Baug now called Victoria Square was opened for the use of the public under Corporation Resolution No. 3650 of 4th August 1919. No further progress was made there in regard to the railings or the proposed electric fountain.

5. The number of visitors to the Victoria Gardens during the year under report was 2,027,387 against 1,558,334 in the previous year showing a marked increase of 469,053 which goes far to prove the increased popularity of the gardens. This total number of the visitors is the highest on record, except in the year 1908, and must be due partly to the influx in the population of the City.

6. The labour supply, I regret to say, was again deficient during the latter part of the year owing to trouble some times and the consequent rise in the rates of wages in the City generally.

7. The water-supply was very deficient throughout the year, at times it was more so, so that the work of watering the gardens was performed in the very early hours of the morning and even late in the evening to keep up their usual tidiness and order.

8. No further progress was affected in the superficial drainage of the gardens owing to there being no budget provision made for the purpose.

9. The pond in the large Antelope Enclosure at the Eastern boundary of the garden was partly filled in during the year under report, as an antimalaria measure, from the grant of Rs. 10,000 provided in the budget for this purpose. The work is still in progress.

10. The reclaimed portion of the South-west corner of the garden which was to be turned into a recreation and playground for children was dug up and levelled and is now being turfed over. A gymnasium apparatus, consisting of parallel bars, swings, see-saw, slanting ladder, plain board and slide, climbing rope and ladder rope is also being provided there.

11. Some of the lawns and shrubberies were dug up and renovated as usual during the year under report. The cutting down of unattractive trees and shrubs around the Monkey House now ordered to be undertaken by the Commissioner, was not carried out owing to deficiency of labour.

12. The Ribbon flower beds along the central avenue of the garden were planted with the usual annuals, and made a good show as in past years.

13. The travelling grant for the purchase of plants and animals being revived during the year under report the Superintendent was able to visit the gardens at Calcutta and Rangoon. The following gardens and nurseries were visited and exchange transactions were established with the former.

CALCUTTA.

1. The Royal Botanical Garden.
2. The Zoological Garden.
3. The Gardens of the Agri-horticultural Society of Bengal.
4. The Nurjehan Nurseries.
5. Mr. Chatterji's „
6. The Alexandra „

RANGOON.

1. The Gardens of the Agri-horticultural Society of Burmah.
2. The Victoria Zoological Park.
3. The Dalhousie Park.

Rangoon has its Dalhousie Park laid out round about the lakes which formerly supplied water to that city. It is a most picturesque park, quite unique in its style and conception, the surrounding water, with its ups and downs, and small islands, adding considerably to its beauty and attractiveness. The Superintendent's visit to these gardens was very fruitful as will be seen from the numerous plants obtained in exchange from the several gardens in these cities. (See Appendix A.) The visit further tended to establish close friendly relations with the Directors of these gardens who were very kind and sympathetic and promised mutual help and co-operation in the future. These periodical personal visits alone can be helpful to each other to compare notes and exchange plants and animals.

14. A list of the very large number of new plants added to the collection, through the Superintendent's visit as stated above, and other purchases during the year under report is shown in Appendix A.

15. The Band performances were continued to be given at the different Municipal Bandstands as usual and in addition a monsoon programme of 28 performances was arranged for the Esplanade Bandstand in response to the public desire for more music. There were only 11 performances at the Victoria Gardens against 16 in the previous year. The number of performances during the year was lesser because none of the bands were available to play there on Saturdays and it is no use having a band here on any other day as the attendance is very scanty. At the Esplanade Bandstand there were 72 performances against 43 in the previous year. This increase as stated above was due to the additional monsoon programme. A few of these fixtures however were cancelled owing to rain intervening. At the Chowpatty Bandstand there were 12 performances against 15 in the year before.

16. There were in all 7 performances with admission fees at the Victoria Gardens during the year under report against a similar number in the previous year and the total number of visitors and the receipts collected during these performances were Rs. 13,261 and Rs. 1,363-0-6, averaging 1,894 visitors and Rs. 197-9-3 per each performance against 1,449 visitors and Rs. 143-6-7 respectively in the past year. This increase in the number of visitors and receipts is due to some of the performances being given on moonlight nights.

17. In addition to the above there were two performances given by the Band of His Excellency the Governor for which our best and grateful thanks are due to His Excellency. One of these was given at the Victoria Gardens and the other at the Esplanade Bandstand.

18. The grant for repairs to roads was utilized during the year under report for retarring the principal roads by the Engineer's Department and the smaller repairs were made departmentally.

19. The Electric arc lamps for lighting the gardens on band evenings having reached the end of their lives new lamps were installed in their stead from the Improvement grant of Rs. 10,000/.

20. As the abscess on the foot of the Elephant grew into a tumour of fungoid growth the animal was disabled from work throughout the whole year. The animal has now fortunately recovered after long and persistent treatment and several operations and will be fit for work very soon. The Camel rides realised Rs. 340-14-0 during the year under report, 4,019 persons having taken advantage of them, against Rs. 329-8-0 and 3,988 persons in the previous year. The receipts would have been more but for the animal's sickness for 37 days in July and August and subsequent death on 7th January 1920 from an attack of paralysis and cerebral effusion. The animal which was by no means young when received lived for 13 years in the garden. Another animal has been recently purchased and the rides will be recommenced after a little training.

21. A list of additions to the Zoological collection by purchase, exchange and presents and the casualties amongst the animals by disease, accidents and injuries during the year under report are given in Appendix B. The principal presents during the year were : one Indian Gazelle by Messrs. John Robertson; Capt. Ramsay and J. Pir Mahomed respectively; one Persian Gazelle by Messrs. J. Cunningham and G. T. D. Wells respectively ; one Lioness by H. H. the Maharajah Sir Pratapsinghji Regent of Jodhpore; One Indian Sloth Bear by Mr. V. A. Gaikwar ; two Leopards by H. H. the Nawab Sahib of Balasinor ; one Himalayan Bear cub by Mr. J. Mullen ; and two Leopard cubs by Capt. F. J. Tabor Frost. Our grateful thanks are due to all the donors of these animals.

22. The following were amongst the animals born in the gardens during the year: 1 Persian Gazelle; 4 Sambar Deer, 2 Spotted Deer, 1 Wallaby and 7 Lion cubs. Three of the Lion cubs born on 30th November 1919 were sold to the Agent of a Circus Company for Rs. 1,400 and the money thus gained was used to purchase other animals. It is intended to sell the other four cubs born on 16th February 1920 also, as the moist climate of Bombay is very prejudicial to the rearing of young carnivorous animals and also because there are already 4 pairs of young and adult Lions in the collection at present.

23. There was no improvement in the trade in wild animals which has been very slack locally since the commencement of the War. The conditions are however much better in Calcutta where the Superintendent, during his visit, purchased a very good collection consisting of 2 Australian Cranes, 2 Cereopsis Geese, 4 Cat-Bears, 8 Mandarin Ducks, 2 Pied Hornbills, 2 Pelicans and a nice collection of many kinds of aquatic and perching birds and pheasants.

24. There was only one exchange transaction during the year, viz:—Two young Nilgais given to Mr. E. W. Harper of Calcutta for some smaller animals.

25. There was fortunately no outbreak of any contagious or infectious disease such as Tuberculosis, Rinderpest, Anthrax, or Septicæmia Hæmorrhagica which occurred in a more or less degree during past years, except one solitary instance of the Foot and Mouth Disease in a Persian Gazelle.

26. Amongst the deaths caused by other diseases were : 1 Flamingo, 1 Blue Heron, 1 White Stork, 1 Kalij Pheasant and 2 Cranes from chicken cholera ; 1 Brown Capuchin Monkey that lived in the gardens for 12 years of old age and debility; 1 Persian Gazelle of pleurisy; 1 Indian Sloth Bear of convulsions ; 1 Lioness of paralysis ; 1 Baboon of enlarged spleen; 1 Hog Deer of cancer of tail; 1 Indian Gazelle of congestion of the lungs; 1 Brown-antlered Deer, 1 Indian Antelope, 1 Malbrouk Monkey, 1 Leopard, 1 Sambar, 1 Cereopsis Goose and 1 Rhea Chick and other smaller mammals and birds from accidents and injuries received from other animals and the Camel of paralysis and cerebral effusion.

27. Col. W. G. Liston, C. I. E., I. M. S. and his able assistants of the Parel Bacteriological Laboratory kindly made post-mortem and bacteriological examinations of dead animals before for which our best thanks are due to them.

28. Our best and grateful thanks are also due to the Agents of the B. B. & C. I., the G. I. P., and the Bengal Nagpore Railways, and the British India Steam Navigation Company for granting free passes for the transport of our animals and their attendants over their systems without which the acquisition of new animals from long distances would be probably impossible.

29. The Sir Cowasji Jehangir Garden at Mahim continued to be occupied with Health camps as before.

30. The Budget grants and actual expenditure of the various gardens during the year under report were as follows:—

Name of Garden.	Budget Grants.	Expenditure.		
		Rs. a. p.	Rs. a. p.	
			92,667 12 3	Actually spent.
			38,657 11 11	Liabilities incurred.
(a) Victoria Gardens	1,35,539 0 0	1,31,325 8 2		
		156 12 0		Actually spent.
		14,992 0 0		Liabilities incurred.
Do. New Works	15,172 0 0	15,148 12 0		
		11,050 4 2		Actually spent.
		3,764 0 0		Liabilities incurred.
(b) B. Miscellaneous Gardens, Bandstand, &c.	16,408 0 0	14,814 4 2		
Total Rs.	1,67,119 0 0	1,61,288 8 4		

I have the honour to be,

Sir,

Your most obedient servant,

JAMSHED M. DOCTOR, C.M.Z.S.,

Superintendent, Municipal Gardens.

APPENDIX A.

LIST OF PLANTS AND SEEDS ADDED TO THE COLLECTION IN 1919-20.

Names of Plants.	From whom received.
Dendrobium aggregatum	
" Dearei	
" Farmeri	
" moschatum	
" nobile	
" palpebræ	
" superbum	
" tortile	
" crumenatum	
" Aphrodite	
" cretaceum	
Cypripedium spicerianum	
" concolor	
Coelogyne pandurata	
" asperata	
Calanthe vestita	
Coelogyne Parishii	
Grammatophyllum speciosum	
Peristeria elata	
Phalaenopsis Esmeralda	
" schilleriana	
" amabilis	
" violacea	
Pholidota imbricata	
Stauropsis fasciata	
Saccolabium curvifolium	
Spathoglottis pink	
" white	
" light pink	
Vanda Miss Joaquim	
" Parishii	
" teres	
Cananga odorata	
Barringtonia racemosa	
Caladium argyrites	
Camellia Japonica	
Dracæna Goldieana	
Hibiscus single rose	
" double dark salmon	
Mussaenda erythrophylla	
Clitoria double blue	
" " purple	
Saraca declinata	
Bignonia crucigera	
" Lindleyi	
Clerodendron Thomsonæ	
Congea alba	
Allamanda purpurea	
" neriifolia	
Thuenbergia Kirkii	
Gardenia florida var. fortunea	
Bouea burmanica semi sweet...	
" " sweet var.	
Brunfelsia	
Stigmaphyllon Concoloriflorum	
Centropogon lucyanus	
Solanum purple	
Trachelospermum (Rhynchospermum)	
Jasminoides	
Arundina bambusaefolia...	
Lycopodium flavatum	
Begonia sp.	
Canna Desire Louchee	
" Madam Edmee Bouchinet	
" setting sun	
Aleurites Fordii	
Mesua ferrea	
Garcenia porute	
Cassalpinia Nuga	
Myroxylon Pereiræ	
Acacia confusa	
" moniliformis	
Gleditschia coccineum	
Kopsea flavida	

In exchange from the Agri-Horticultural Society of Burma.

In exchange from the Curator, Royal Botanical Gardens, Calcutta.

APPENDIX A—contd.

LIST OF PLANTS AND SEEDS ADDED TO THE COLLECTION IN 1919-20.

Names of Plants.	From whom received.
<i>Alstonia venenantha</i>	
<i>Pittosporum Tobira</i>	
<i>Memeylon edule</i>	
<i>capitellatum</i>	
<i>Gustavia augusta</i>	
<i>Coccoloba laurifolia</i>	
<i>Walouria piscida</i>	
<i>Unona discolor</i>	
<i>Montanoa hibiscifolia</i>	
<i>Æsculus punduana</i>	
<i>Ficus obtusifolia</i>	
<i>Pinus longifolia</i>	
<i>Callicarpa macrophylla</i>	
<i>Brownea hybrida</i>	
<i>Oxyanthus natalensis</i>	
<i>Magnolia grandiflora</i>	
<i>Alocasia metallica</i>	
<i>Philodendron crispipis</i>	
<i>Pellionia multicolor</i>	
<i>Homalomena Wallichii</i>	
<i>Erythrochiton braziliensis</i>	
<i>Tradescantia reginae</i>	
<i>Simaruba versicolor</i>	
<i>Yucca</i>	
<i>Hibiscus mutabilis</i>	
<i>Cryptanthus sebrina</i>	
<i>Smilax</i>	
<i>Encephalartos</i>	
<i>Intisia bijuga</i>	
<i>Dendrobium brymerianum</i>	
<i>Falconeri</i>	
<i>primulinum</i>	
<i>Cymbidium aloifolium</i>	
<i>Ærides affine</i>	
<i>odoratum</i>	
<i>Sabal glaucescens</i>	
<i>Bentinckia nicobarica</i>	
<i>Thrinax floridana</i>	
<i>Nenga wendlandiana</i>	
<i>Pinanga maculata</i>	
<i>aryota furfuracea</i>	
<i>Acalypha Lancastari</i>	
<i>Thrinax barbadensis</i>	
<i>Lagerstromia, The bride</i>	
<i>Dombeya Lancastari</i>	
<i>abhorensis</i>	
<i>Ixora Lancastari</i>	
<i>abhorensis</i>	
<i>Dixiana hybrida</i>	
<i>coccinea hybrida</i>	
<i>Aralia reticulata</i>	
<i>Panax Lancastari</i>	
<i>Lemon variegata</i>	
<i>Chamæranthemum</i>	
<i>Alocasia Putzeyi</i>	
<i>Parmentiera</i>	
<i>Duranta variegata</i>	
<i>Æsculus punduana</i>	
<i>Magnolia mutabilis</i>	
<i>grandiflora</i>	
<i>Michelia fuscata</i>	
<i>Mesua ferrea</i>	
<i>Gardenia florida</i> var. <i>fortunea</i>	
<i>Ligustrum neilgherrense</i>	
<i>Læa sanguinea</i>	
<i>Argyrea cuneata</i>	
<i>Phoenix humilis</i> var. <i>Roebelini</i>	
<i>rupicola</i>	

In exchange from the Curator, Royal Botanic Gardens, Calcutta.

In exchange from the Agri-Horticultural Society of India, Calcutta.

APPENDIX A—contd.

LIST OF PLANTS AND SEEDS ADDED TO THE COLLECTION IN 1919-20.

Names of Plants.	From whom received.
Turnera	} In exchange from the Agri-Horticultural Society of India, Calcutta.
Orthosiphon	
Miconia	
Gloxinia insignis	
Pandanus leram	
Guaiacum sanctum	
Gardenia florida	
Bignonia Tweediana	} In exchange from the Superintendent, Government Gardens, Lal Bagh, Bangalore.
Aristolochia gigas sturtiventii	
50 Amaryllis Lily bulbs	} In exchange from the Superintendent, Empress Gardens, Poona.
Codiaeum (Croton) Jamesii	
Bignonia sp.	} In exchange from the Superintendent, Government, Gardens, Nagpur.
Bauhinia variegata	
Phoenix rupicola	
Phyllanthus emblica	
Thysanotus Agrostis	} Purchased.
Angraecum eburneum	
Aerides odoratum	
Coelogyne flaccida	
Cattleya labiata var. Warscewiczii	
Dendrobium aggregatum	
" Phalaenopsis	
Hamaria dawsoniana	
Epidendrum prismatocarpum	
Saccolabium curvifolium	
Campteria Wallibiana	
Vanda bicolor	
Orchids (mixed)	
Cattleya Schroederæ	
" Mosses	
Epidendrum prismatocarpum	
Oncidium ampliatum	
Ipomœa ternata	} Purchased from Mr. K. B. Basak, Calcutta, Nurjehan Nurseries.
Trachycarpus excelsa	
Licuala Rumphii	
" spinosa	
" peltata	
" gracilis	
Pinanga maculata	
Phoenix rupicola	
Stevensonia grandiflora	
Ptychoraphis singaporensis	
Ptychosperma angustifolia	} Purchased from Mr. K. B. Basak, Calcutta.
Washingtonia filifera	
Wallichia disticha	
Cocos plumosa	
Calamus Rotang	
Pinanga Kuhlî	
Thrinax excelsa	
" parviflora	} Purchased from Messrs. M. Moonisawamy and Sons, Bangalore.
A collection of varieties of Caladium Bulbs	
A collection of varieties of Gladiolus Bulbs	} Purchased from Messrs. Sutton and Sons, Reading, England.

SERVANTS OF INDIA SOCIETY'S
BRANCH LIBRARY
BOMBAY

APPENDIX. A—concl'd.

LIST OF PLANTS AND SEEDS ADDED TO THE COLLECTION IN 1919-20.

Names of Plants.	From whom received.
Amaryllis Belladonna (pink)	Purchased from the Curator, Government Botanical Gardens and Parks, Ootacamund.
" " (white)	
Sprekelia formosissima	
Hippeastrum hybrids	
Narcissus Tazetta	
Dierama pulcherrima	
Iris germanica, white	
" " blue	
Iris unguicularis	
Tritonia crocosmæflora	
Watsonia Meriana	
" " white... ..	
" " pink... ..	
Kniphofia aloides	
Abutilon Eclipse	
" Golden fleece... ..	
" red	
Azalea indica, white	
" white spotted pink	
" red	
" small, red... ..	
Cantua buxifolia	
Datura sanguina	
Enonymus raudicans argentea... ..	
Fuchsia arborescens	
" corymbiflora	
Libonia floribunda	
Phylladelphus coronarius	
Spiræa media	
Pleroma semidecandrum	
Jasminum semi double, yellow... ..	
Campanula americana	
Gesnera cardinalis	
Mandevilla suaveolens	
Tacsonia var. Volxemii	
Gazania splendens	
Choisya ternata	
Begonia sp.	
Butea frondosa, yellow	Presented by Thakur Devi Singh, Manipur.
100 Begonia, mixed	Purchased from Messrs. J. Hormusji and Company.
100 Gloxinia, mixed	
200 Gladiolus	
Heterophragma adenophyllum	Purchased from the Government Horticultural Gardens, Lucknow.

JAMSHED M. DOCTOR,
Superintendent, Municipal Gardens.

APPENDIX B.

List of increase and decrease of animals in the Victoria Gardens Zoo during 1919-20.

A.—The following were added to the collection during the year under report :—	
PRESENTED.	
1 Indian Gazelle	Presented by Mr. John Robertson.
1 Persian Gazelle	" " J. Cunningham.
1 Four Horned Antelope	" " J. Moore.
1 Lioness	" " H. H. the Maharaja Sir Pratapsinghji, Regent of Jodhpore.
1 Indian Gazelle	" " Capt. Ramsay.
1 Indian Sloth Bear	" " Mr. V. A. Gaikwar.
2 Leopards	" " H. H. the Nawab Saheb of Balasioner.
1 Persian Gazelle	" " Mr. G. T. D. Wells.
1 Dog-faced Baboon	" " D. N. Sampat.
2 Nilgais	" " G. D'Silva.
1 Himalayan Bear (cub)	" " J. Mullen.
1 Indian Gazelle	" " J. Pirmahomed.
1 Four Horned Antelope	" " Miss M. Kassier.
2 Leopards (cubs)	" " Capt. F. J. Tabor Frost.
2 Nilgais	" " Hani Saheb of Jasadn State.
1 Hill Myna	" " Mr. C. Watson.
1 Arabian Gazelle	" " A. E. Cullimore.
BORN IN THE GARDENS.	
1 Persian Gazelle.	2 Spotted Deer.
7 Lions.	1 Nilgais.
2 Sambar Deer.	1 Great Wallaroo.
PURCHASED.	
2 Red-necked Wallabys.	17 Blue-checked Barbets.
1 Indian Crocodile.	9 Indian Starlings.
8 Chukor Partridge.	18 Purple Coots.
3 Gold-fronted Chloropsis.	8 Mandarin Ducks.
1 Grey-winged Ouzel.	4 Cat-Bears.
7 Red-eared Bulbuls.	4 Monaul Pheasants.
2 Comb Ducks.	2 Pied Hornbills.
2 Spur-winged Geese.	2 Pigtailed Monkeys.
2 Cereopsis Geese.	4 Black-headed Sibilas.
2 Sarus Cranes.	4 Red-billed Blue Magpies.
2 Australian Cranes.	4 White-crested Laughing Thrushes.
2 Red Jungle Fowls.	4 Striated Laughing Thrushes.
2 Imperial Fruit Pigeons.	1 White-throated Laughing Thrush.
3 Kalij Pheasants.	1 Whistling Thrush.
2 Peacock	2 Chinese Jay Thrushes.
1 White-crested Cockatoo.	1 Nepal Crow.
1 Adjutant.	2 Pelicans.
2 Lessor Adjutants.	
GIVEN IN EXCHANGE.	
2 Nilgais.	To Mr. E. W. Harper.
B.—The following were among those that died or were destroyed during the year under report :—	
1 Spoonbill.	1 Crowned Pigeon.
1 Brown Capuchin.	1 Lion-tailed Monkey.
2 Ring-necked Pheasants.	3 Persian Gazelles.
1 Emu.	2 Arabian "
4 Mandarin Ducks.	1 Indian "
1 Thameg Deer.	1 Ring-tailed Coati.
1 Lioness.	1 Black Swan.
1 Vulpine Opossum.	1 Campbell's Monkey.
1 Hog Deer.	1 Rhea.
2 Sambar Deer.	2 Cat Bears.
1 Camel.	1 Leopard.

JAMSHED M. DOCTOR,
Superintendent, Municipal Gardens.

VICTORIA AND ALBERT MUSEUM.

REPORT OF THE CURATOR AND SECRETARY, VICTORIA AND ALBERT MUSEUM, RECEIVED UNDER HIS No. C. M. 28, DATED 8TH OF MAY 1920.

SIR,

I have the honour to submit the following Annual Report of the Victoria and Albert Museum for the year ending 31st March 1920.

The following table gives the comparative number of visitors to the Museum during the year under report.

Year.	Number of days the Museum was open.	Total number of visitors during the year.	Daily average.
1918-1919 ...	311	9,54,483	3,069
1919-1920 ...	308	11,40,800	3,704

It will be seen from the above table that one hundred and seventy-five thousand more people passed through the styles this year than was the case in 1918.

Equipment. An old large teakwood show case was thoroughly overhauled and renovated. It is proposed to exhibit specimens of textiles in it.

Four teakwood stands for exhibiting specimens of glass, lacquer, carved sandalwood and inlaidwork, and silverware specimens were specially constructed to exhibit these specimens in a manner so as to be in keeping with the arrangement of the other specimens in the surrounding cases.

Twenty-seven show cases, in the Natural History and Industrial sections, were thoroughly cleaned and repolished.

The work of resetting and rearranging the show cases which had to be emptied of their contents in the year 1918-1919 for exhibiting specimens belonging to the Bombay War Museum, was taken in hand and completed during the course of the year. This necessitated some change in the former arrangement. The following specimens have accordingly been rearranged: specimens of Himalayan Bears, specimen of a Bison, specimens of Pheasants, specimen of Emues, specimens of Rheas, specimens of Crocodiles, specimens of Indian Water Birds, and specimens of Corals.

The following twenty-eight specimens were received from the Superintendent of Victoria Garden.

One Cassowry, two Pheasants, one Mandarin duck, one Pochard, one Land tortoise, one Parrot, two Flamingoes, one Pintail duck, one Four-horned antelope, one Lioness, one white Swan, one Antelope, one Palm civet, two lion cubs, one Indian Sloth Bear, one Peacock-eyed Pheasant, one white Pheasant, one blue-cheeked barbet, one whistling thrush, one Indian tree pie, one Indian Koel, one Khalij pheasant, one Leopard, one white crested Khalij, and two Seagulls.

These were skinned and the skins have been cured in the Museum.

The specimens of artistic silver-ware reported to have been purchased in the last year's report are arranged together with those which the Museum already possessed, exhibited in a large show-case. The sides at the bottom of the case are fitted with the panels, in which it is proposed to exhibit enlarged photographs of silver articles manufactured in other parts of India, to illustrate the different styles of workmanship. A brochure containing an account of the silver industry has been printed and put in the case for the information of the public.

The case containing carved sandalwood and wood and ivory inlaid work was fitted with suitable stands for the rearrangement of the specimens.

Two specimens possessing some artistic merit were purchased from a Carver at Hana-var at a cost of Rs. 210 and added to the collection.

The collection of Pottery specimens was overhauled and rearranged in two cases. Old Indian, Egyptian and Roman Pottery occupy one case and the other contains specimens of Modern Indian Pottery made at the School of Art, Bombay. The specimens of Old Roman and Egyptian Pottery were lent to the Museum by Mrs. Cecil L. Burns.

The specimens of Bombay boats, which were removed from the large case, now containing specimens of silverware, have been rearranged on suitable stands in a smaller case.

A few specimens of articles of domestic use made of bell metal and manufactured at Cochin, were purchased through the Curator of the Cochin State Museum and added to the collection of metalware.

Five specimens of tin foil ornamentation manufactured at Sankheda (in Guzerat) were purchased and added to the collection of lacquer specimens.

Two specimens of Ancient Egyptian glass supposed to have been made between 900 and 700 B. C. were presented by Mrs. Burns, and these have been placed in the case for Glassware.

My thanks are due to Mrs. Burns for the gift of these valuable and interesting specimens.

Ethnological and My-thological Collection. The entire collection of ethnological figures consisting of clay models was repaired and repainted, a few new models being added to the collection.

Ten photographs of Indian Gods, taken from paintings drawn by the late Ravi Varma, were purchased and put in the panels of the case containing the figures of Indian Gods. These have considerably added to the attractiveness of the case.

Specimens of Military Interest. The collection of Indian Army War medals, which had been removed for safe custody some years back, was suitably rearranged in two small cases with labels containing the names of the different campaigns for which each medal was struck.

The collection of models showing units representing the different regiments of the Indian Army, was arranged, and each specimen was identified. The work of printing the labels for these is in hand.

A medal struck for Recruiting work done in India, during the time of the late war, and a small gilt case containing a photograph of H. R. H. Princess Mary and a bullet-shaped pencil have been presented to the Museum by the Government of India.

An article of underwear, supposed to have been made of paper and used by the Germans, was presented to the Museum by Mr. Parbhu Sawh from British Guiana.

These specimens will eventually be exhibited with other exhibits of war that will be presented to the Museum by Government.

The entire collection of Geological specimens and that of Fossils, which were removed and stored away as the cases containing these were loaned to the Geological Specimens. Bombay War Museum Committee, was rearranged on the return of these cases.

Old Bombay Room. Two photographs, one of himself and the other of his late father were presented to the Museum by H. H. The Agakhan.

A photograph of Charles Forbes was presented to the Museum by Mr. S. A. Wadya.

A collection of twenty-two photographs of the early Parsee ship-builders, who were employed by the East India Company from about the year 1754; and some photographs of silver articles presented to them by Government in appreciation of the services they rendered, have also been presented by Mr. Wadya.

A small note giving briefly the life history of each of the ship-builders has also been written by him, and this will add greatly to the importance of these photographs from an historical point of view.

A photograph of Queen Catherine, wife of King Charles II, was presented by Mr. S. T. Sheppard.

My thanks are due to these gentlemen for the presents they have made to the Museum.

The Library. The following books were purchased and added to the collection of books during the year 1919-1920.

Asiatic Museum Illustrated, Harmsworth Natural History Ancient India, Nine Ideal Indian Women, Tales of the Saints of Pandharpur, Architecture at Beejapur, Architecture at Mysore and Dharwar, The Bombay Volunteer Rifles, Photographic Views of Benaris, Views of Hindustan, History of India by T. Wheeler, History of the Maratha War, History of St. Thomas Cathedral, Views of Kolahpur, and Times History of the War Vols. 18 and 19.

As it was found that the collection of photographs connected with the Department of Forests, which were framed and hung up on the walls, was uninteresting and uninviting, it was proposed to replace these by views taken of ancient Indian Buildings and other sacred places. Seventy-nine photographs of such views were purchased and framed, and these now form a valuable and interesting collection.

The principal work done during the year, was the preparation of the catalogue of the entire collection of specimens in the Museum in all its sections. The catalogue has been typed. The printing of this catalogue should not be taken in hand till the Museum has been reorganised on the lines suggested by me in my last annual report.

All the printed copies of the catalogue of prints of Old Bombay were received from "the Times Press," and these are now being sold to the public. 106 copies of the book were sold during the year under report.

I have the honour to be,

Sir,

Your most obedient servant,

ERNEST R. FERN,

Curator and Secretary.

No. D/76/S of 22-5-19.0.

From

E. J. HALE, Esq.,

STOREKEEPER, BOMBAY MUNICIPALITY,

To

THE MUNICIPAL COMMISSIONER

FOR THE CITY OF BOMBAY.

SIR,

I have the honour to submit this, the Annual Administration Report of the Stores Department for the year 1919-20.

During my absence on privilege leave from the 5th September to the 19th December 1919, Mr. Ranina, Assistant Storekeeper, acted as Storekeeper.

During the year the market was anything but steady and rates continued to rule high but no serious difficulty was experienced in getting articles. Government having removed the control over cement the practice of inviting tenders for cement required by the Municipality was resumed.

Alternate tenders were invited for castings to be made from Municipal scrap as also from contractor's own scrap. The rates for castings to be manufactured from Municipal scrap being favourable, tenders were accepted on that basis. Accounts of obsolete C. I. pipes and fittings broken and issued as scrap to the casting contractor with the sanction of the Corporation are now being prepared.

The vacant plot of land at Bellasis Bridge Pipe Depot admeasuring 5,433 square yards was leased for cultivation purposes for 2½ months ending 31st October 1919 for Rs. 200.

Statement showing Annual and Special contracts entered into during the year as well as important quotations invited have been embodied herein as usual.

The Annual Verification of Stores at Central Stores and the two depots was commenced at the close of the year by an outsider appointed by the Municipal Commissioner.

The work of maintaining standard samples was again kept in abeyance owing to the difficulties in getting suitable samples due to war.

From the Appendix D showing the opening and closing balances and the purchases and issues during the year under report it will be seen that as compared with the closing balance on 31st March 1919, there is a decrease under General Stores of Rs. 42,968-10-1.

The value of the surplus and obsolete stores of the Water Works and the Drainage Department is reduced by Rs. 353-0-1 as compared with the figures of the previous year. It appears that it will take a long time before this kind of stores will totally disappear.

A decrease of Rs. 658-5-0 is shown in Line Suspense Stores in charge of different Inspectors of Water Works Department on 31st March 1920. The question of bringing on Line Suspense Stores articles found surplus in the different districts outside Bombay is not yet settled.

I have the honour to be,

Sir,

Your most obedient servant,

E. J. HALE,

Municipal Storekeeper.

APPENDIX A.

GENERAL CONTRACTS FOR 1919-20.

Schedule No.	Names of Articles.	Names of Contractors.
1	Axes, Pick, Hardy patent	Messrs. John Fleming & Co.
2	" " Shovels, Spades, etc.	" Hassanalli Adamji & Co.
3	Balls, Valves, &c.	Mr. Abashbhoy Abdulali.
4	Baskets, Bamboo	Messrs. E. K. Jamnadas & Co.
5	Basket, Cane and Cane	" T. H. Neterwalla & Co.
6	Belting	" John Fleming & Co.
7	Bins, Sanitary	" Hassanalli Adamji & Co.
10	Brooms and Ribs, Goa	" " "
11	Brushes	" " "
12	Buckets, Galvanized	" E. K. Jamnadas & Co.
13	Canvas	" Hassanalli Adamji & Co.
14	Capes and Coats	" Bhawoo Kashinath & Co.
15	Carriage Fittings and Harness	" Hassanalli Adamji & Co.
16	Charcoal and Firewood	" E. K. Jamnadas & Co.
17	Cloth, Dungri	Mr. A. M. Vazirbhoy.
19	Crockery, Glassware and Lampware... ..	Messrs. Hassanalli Adamji & Co.
20	Cutlery	" " "
21	Electric Goods	" " "
22	Files and Raspe	" William Jacks.
23	Globes, Glass, Pins	" Uttamram & Co.
25	Grease and Oils	The Vacuum Oil Company.
26	Hardware	Messrs. Hassanalli Adamji & Co.
27	Leather Goods... ..	" " "
28	Leather Hides, Country and Europe... ..	" " "
29	Line Coir	" " "
30	Locks, Brass and Iron	" " "
31	Metals	" " "
32	Miscellaneous Articles	" " "
33	Motor Accessories	Bombay Motor Car Co.
35	Nails and Screws	Messrs. Hassanalli Adamji & Co.
36	Nose Strings	" " "
37	Nuts, Rivets and Washers	" H. Adamalli Bros.
38	Oil, Castor and Sweet	" Manjee Hirjee & Co.
39	" Coconut	" " "
40	" Kerosine, 125°	{ The Asiatic Petroleum Co. Messrs. Shaw Wallace & Co.
40	" " 150°	The Burmah Oil Co.
41	" Linseed, double boiled	Messrs. K. D. Rane & Co.
41	Turpentine	The Asiatic Petroleum Co.
42	Oils, Lubricating	The Vacuum Oil Company.
43	" Paint, Varnish, etc.	Messrs. Hassanalli Adamji & Co.
44	Packings	" " "
44A	Paulin, Canvas	" " "
46	Pans and Pots, Earthen	" " "
47	Pitch and Tar	The Alliance Stores Trading Co.
48	Plumbers' Stores	Messrs. Hassanalli Adamji & Co.
49	Rope, Coir and Rubber Hand	" " "
50	" Cotton	" " "
51	" Manilla	" Uttamram & Co.
52	Rubber Goods... ..	" Hassanalli Adamji & Co.
53	Salt, Soap and Soda	" " "
54	Shafts, Wooden	The Alliance Stores Trading Co.
55	Shiphandlers' Stores	Messrs. Hassanalli Adamji & Co.
56	Steel, Cast	" Macbeth Bros. Co., Ltd.
56	" "	" William Jacks & Co.
58	Testers, Smoke	" Hassanalli Adamji & Co.
59	Tools	" " "
60	Tubes and Tyres for Motors	The Dunlop Rubber Company.

APPENDIX A—concluded.

Schedule No.	Names of Articles.	Names of Contractors.
62	Waste, Cotton	Messrs. Alliance Stores Trading Co.
64	Yarn	" Hassanalli Adamji & Co.
Annual Special.		
1	Timber, General	Messrs. F. K. Mody & Sons.
2	" Bentek, Calicut and Tika Logs ...	" Karrim Ayub & Co.
3	Hoes or Powras, Iron	" John, Fleming & Co.
4	Hose, Canvas	" Marsland, Price & Co.
5	" "	" Turner, Hoare & Co.
6	" Rubber	" " "
7	" "	" John, Fleming & Co.
8	Lead, Pig	Mr. Abasbhoy Abdulally.
9	Blankets and Cumblies, small	" Tippna Laxuman.
10	" " large	" G. Valabhadas.
11	Umbrellas	Messrs. Bhawoo Kashinath & Co.
12	Clothing for Hospitals	" Hassanalli Adamji & Co.
13	Clothing for Peons and others	" Bhawoo Kashinath & Co.

E. J. HALE,
Storekeeper.

APPENDIX B.

SPECIAL CONTRACTS FOR 1919-20.

Serial No.	Names of Articles.	Names of Contractors.	Amount.
			Rs. .a. p.
1	Zondo Fluid	Messrs. W. Crowder & Co. ...	17,390 10 0
2	Izal Powder	" Thomson & Taylor ...	24,485 0 0
3	Forst's Patent Positive Water Meter	" Heatly and Gresham ...	1,98,856 4 0
4	Spare Parts of Water Meters	" " " " ...	49,369 8 6
5	Sub-Inspectors' Clothing	" Bhawoo Kashinath & Co. ...	4,518 7 0
6	C. I. Pipes, Sluice Valves and Hydrants	" Macbeth Bros. & Co. ..	92,790 11 2
7	Kennedy Water Meters Fittings	" " " " ...	1,486 15 10
8	Bib Taps and Stop Taps, Brass	" Bengal Brass, Ltd. ...	4,673 12 0
9	Galvanized Pipes and Fittings Stop Ferrules and Ball Cocks	Mr. Abasbhoy Abdulally ...	9,622 9 8
10	C. I. Closable Grating, full and half sizes	Messrs. Richardson and Cruddas ...	13,800 0 0
11	S. W. Pipes and Fittings	Bombay Buildings and Material Trading Co.	20,818 5 0
12	Axles and Naves	Messrs. John, Fleming & Co. ...	7,926 0 0
13	Bass Broom Ribs	" " " " ...	1,056 0 0
14	Cermatine Rubber Valves	" Russa Engineering Works, Ltd.	7,000 0 0
15	C. I. Closable Gratings, full and half sizes	" Richardson and Cruddas..	9,915 0 0
16	Cement, Portland	" Forbes, Forbes, Campbell & Co.	87,550 0 0
17	" " " "	" Turner, Hoare & Co. Ltd. ...	1,22,271 1 6
18	Lead, Pig	" John, Fleming & Co. ...	6,600 0 0

E. J. HALE,
Storekeeper.

APPENDIX C.

IMPORTANT QUOTATIONS INVITED DURING 1919-20.

Serial No.	Names of Articles.	Quantity.
1	Pipe galvd., with couplings, 3"	...
2	Teakwood logs, Kanara and Sahagpur	...
3	Hose canvas, 1 1/2", for garden	...
4	S. W. Junction, 6" x 6" Quadrant	...
5	Hospital clothing, &c.	...
6	Disinfectant fluid	...
7	Benteak scantlings and mango wood board, of sizes...	...
8	Pine wood, babool wood, benteak boards and planks, &c.	...
9	Benteak scantlings and mango wood boards, &c.	...
10	Steel mild, round, 3"	...
11	Goodries and bed sheets, of sizes	...
12	Steel mild, round, flat and angle, of sizes	...
13	Bolts and nuts, square head, of sizes...	...
14	Steel mild tyres bars, of sizes	...
15	Teakwood log square, of sizes	...
16	Steel mild plates, of sizes	...
17	S. W. pipes and S. W. junction T. 6" x 6"	...
18	Bolts and nuts, hex. snap head, of sizes	...
19	Stop ferrules G. M. and stop cocks, of sizes...	...
20	C. I. Cover, hinged for gully traps, of sizes...	...
21	Pully block complete, &c.	...
22	Steel mild, flat and round, of sizes	...
23	Paint mixed white lead	...
24	Shoes, bullocks, small, large and turned up...	...
25	Hoes, canvas, India Rubber, 2 1/2" diameter	...
26	Nails, bullocks shoes, 1 1/2"	...
27	Bends S. W. quadt., segl. traps, gully S. W. and pipes S. W., of sizes	...
28	Bolts and nuts, W. I. T. head with square neck and W. I. steel, of sizes	...
29	Teakwood scantlings, boards and mango wood planks, &c.	...
30	Paint mixed white zinc and black	...
31	Bolts and nuts, hex., of sizes...	...
32	S. W. junction saddle, T. 9" x 6"	...
33	Pins Lynch iron, ordinary	...
34	Pig iron	...
35	Steel spring for carriage, of sizes	...
36	Solid die stock and extra dies, of sizes	...
37	Iron, galvanized, plain and corrugated sheets, of sizes	...
38	S. M. round and galvanized corrugated sheets, of sizes	...
39	Bolts and nuts, hexagonal snap head and square head, of sizes	...
40	Teakwood logs	...
41	Cocks, bib, brass and stop cocks, of sizes	...
42	Benteak logs	...
43	S. W. pipes, of sizes	...
44	Teakwood logs, Kanara	...
45	Paint powder red lead	...
46	S. W. junction quadt., 6" x 4"	...
47	Electric wire of different sizes	...
48	Teakwood, benteak and deal wood planks, board, &c., of sizes	...
49	Steel mild tubes	...
50	Steel spring and S. M. bars, of sizes	...
51	Hose canvas, 4"	...
52	Hose India suction inside wire, 4"	...
53	S. W. pipes and S. W. junction, T. 6" x 6"	...
54	Pig lead, Burma	...

APPENDIX C—continued.

Serial No.	Names of Articles.	Quantity.
55	Pig iron for foundry	...
56	Bhendy wood logs	...
57	Bolts and nuts, hoops, iron and rivets, &c.	...
58	Boots and woollen putties	...
59	Shoes, bullocks, small and large	...
60	Stop cocks and stop ferrules	...
61	Fibre, sheet, $\frac{1}{8}$ " thick	...
62	Bolts and nuts, of sizes	...
63	Paint powder, vermilion red, English	...
64	C. I. soil pipe and copper wire dome	...
65	Hose, India-rubber suction armoured	...
66	Foundry coke	...
67	Kanara teakwood logs	...
68	Steel spring and tyres bars	...
69	Galvanized corrugated iron sheets	...
70	S. W. pipes, 6"	...
71	C. I. sluice valves, of sizes	...
72	Nails for bullocks shoes, $1\frac{1}{2}$ "	...
73	Harness, horse, single	...
74	Pipe galvanized coupling, $\frac{3}{4}$ "	...
75	Shoes iron turned-up and pins yoke	...
76	Paint mixed, white lead and zinc	...
77	C. I. bend flange and socket, 24"	...
78	Teakwood, Sohagpur	...
79	C. I. pipes, 9" x 9' bore light...	...
80	Hall's distemper paint	...
81	C. I. sanitary articles such as junction, dome, &c.	...
82	Yarn jute	...
83	C.I. pipes, 4" x 9'	...
84	Bass broom ribs	...
85	Teakwood logs	...
86	Steel spring and bars, &c., of sizes	...
87	Hose, India-rubber inside wire, 4"	...
88	Iron, galvanized, plain and corrugated sheets	...
89	C. I. hinged cover for gully trap and C. I. hinged cover and frame, of sizes	...
90	Steel, mild, flat and round bars and galvanized plain sheets	...
91	Bolts and nuts, W. I. hexagonal and snap head and square neck, of sizes	...
92	Head pieces for galvanized vent shaft and offset pieces, zinc galva- nized, of sizes	...
93	Benteak and Kanara teakwood logs, of sizes	...
94	Hose, India-rubber suction armoured	...
95	Steel mild bars, flat, round and square and corrugated iron sheets, of sizes	...
96	Lamps, cesspool carts, Japanned and lamps hand signal with red and green slides	...
97	Hoes or powrahs, iron, No. 7, and hoes or powrahs Steel, No. 10	...
98	Bolts and nuts, hexagonal, of sizes	...
99	Paint, mixed green, red oxide, black and paint powder, red lead genuine	...
100	Stop cocks, brass, of sizes	...
101	S. M. flat bars, square, iron galvanized corrugated sheets and steel spring of sizes	...
102	Steel, mild, tyres bars...	...
103	Shoes, iron, bullocks	...
104	Rakes, W. I.	...
105	Copper sheet pipe, 4" with socket, 18 B. W. G.	...
106	Maiyang poles	...
107	Mango wood planks	...
108	Bell, hand, gun metal or bell metal, with handle turned edge and crown, English, diameter 7"	...

APPENDIX C—continued.

Serial No.	Names of Articles.	Quantity.
109	Steel spring, for carriage and steel mild, flat round of sizes	...
110	Hoes, canvas, ordinary, 1"
111	Carbon brushes, 1 to 7 as per sample	...
112	Babool wood logs of sizes	...
113	C. I. soil pipes, 3" x 6'	...
114	Pully blocks, 5 tons for lifting 5 tons with chain complete	...
115	Tap bib brass of sizes...	...
116	Belting patent of sizes	...
117	Soda caustic
118	Lucas tail lamps	...
119	Baskets, cane, ordinary, country, for rubbish with two handles	...
120	Steel, mild plates and galvanised iron sheet plain of sizes	...
121	Steel, mild round, flat, square, hoop iron and steel spring for carriage of sizes	...
122	Nails for bullocks shoes	...
123	Pins, lynch, iron, ordinary	...
124	Bolts and nuts, hexagonal, snap head and square neck of sizes	...
125	C. I. sluice valve complete with tail pieces, 6"	...
126	Hoes or powras, iron and steel, Europe No. 7 and 10	...
127	Steel, spring for carriage	...
128	Rubber valves for air pumps of sizes, rubber dice, &c.	...
129	Stop cocks and tap bib brass and ferrules gun metal of sizes	...
130	W. I. spikes, snap head, 3/4"	...
131	Cloth for cholies or khan with imitation silk border	...
132	Cement Portland, English or Indian	...
133	Pipe, galvanized, with coupling, 1/2" and bend galvanized, 3/4"	...
134	Paint, mixed, white lead, green, chocolate, black	...
134	Paint powder, red lead genuine and oil, double boiled	...
135	Rubber tubing, 1" diameter for revolving sprinklers	...
136	Corrugated galvanized iron sheets, 10' long with bend 1" to the foot for Belfast roof	...
137	Bolts and nuts, hexagonal square head, and square neck	...
138	Coke, best quality for foundry	...
139	Waterproof sheeting as per sample	...
140	Fibre sheet, 1/4" thick, 5' x 6'	...
141	Galvanized iron plate sheets, steel mild plates and bars of sizes	...
142	Bolts and nuts, &c.	...
143	Oil, linseed, double boiled and turpentine spirit, Europe	...
144	Rectangular rubber valves, 14 1/2" long 6"	...
145	C. I. pipe, 3" x 9' skt. and spgt.	...
146	Blendy wood logs	...
147	Yarn jute	...
148	Caustic soda	...
149	Pins iron yoke	...
150	Coupling galvanized and coupling reducing of sizes	...
151	Taper branch	...
152	Lamps cesspool carts, Japanned	...
153	Tap, bib brass and stop cocks brass, hoy screwed, male end of sizes..	...
154	Copper sheet pipe 4" x 27' x 18 B. W. G.	...
155	C. I. suction and delivery frame	...
156	Diagram for Decon meter "A" 3"	...
157	Babool wood logs of sizes	...
158	Lead pig (Burmah or English)	...
159	Wood fire babool	...
160	Paint mixed white zinc	...
161	Shoes, bullock, iron, small and large	...
162	Die stock gas thread, American pattern of sizes	...
163	Oil, linseed, double boiled and turpentine	...
164	Mai yang wood poles	...
165	Pipe steam copper flexible, 1/2" with 3/4" socket coupling	...
166	Mango wood planks	...

APPENDIX C—concluded.

Serial No.	Names of Articles.	Quantity.
167	Steel, mild angle, half round flat and steel spring for carriage of sizes... ..	
168	Brass thimble and clearing caps, &c.	
169	Pig iron	
170	Mango wood planks and mai yang poles of sizes	
171	Slide valve, flushing valve and C. I. pillar	
172	S. W. pipe, 4" x 2'	
173	Corrugated iron sheets of sizes	
174	Teak wood or black wood slippers	
175	Mai yang timber	
176	Solid band rubber tyre of sizes	
177	Mai yang timber	
178	S. W. pipe and fittings	
179	Steel, mild bars, plates and springs, &c.	
180	Steel, mild tyres, bars, plates, &c.	
181	Baboolwood logs, &c....	
182	Pipe, galvanized and fittings, &c.	
183	Hose, canvas rubber lined, 2½"	
184	Pipes, W. I. galvanized of sizes	
185	Liquid fuel	
186	S. M. flat of sizes	
187	Pully blocks with 50 ft. chain of sizes	
188	Benteak logs of sizes	
189	Coke best quality	

E. J. HALE,
Storekeeper, Municipality.

APPENDIX D.

Particulars.	General Stores.	Surplus and Obsolete Stores.	Line Suspense Stores.	Total.
	Rs. a. p.	Rs. a. p.	Rs. a. p.	Rs. a. p.
Value of Stores on hand on 1st April 1919	5,35,704 14 5	2,571 14 10	1,02,061 11 4	6,40,338 8 7
Value of Stores receipts, including transfers, during 1919-20.	12,81,698 15 7	52 2 7	104 0 0	12,81,855 2 2
Total ...	18,17,403 14 0	2,624 1 5	1,02,165 11 4	19,22,193 10 9
<i>Less—</i>				
Value of Stores issues, including transfers, during 1919-20.	13,24,954 6 6	405 2 8	762 5 0	13,26,121 14 2
Balance ...	4,92,449 7 6	2,218 14 9	1,01,403 6 4	5,96,071 12 7
<i>Add—</i>				
Discrepancies adjusted as per Clause 29 of the Stores and Stores Audit Manual against Rate Adjustment Account.	286 12 10	Nil.	Nil.	286 12 10
Value of Stores on hand on the 31st March 1920	4,92,736 4 4	2,218 14 9	1,01,403 6 4	5,96,358 9 5

281

E. J HALE,
Storekeeper.

LICENSE DEPARTMENT.

No. L. 69 A. of 1920-1921.

FROM

THE SUPERINTENDENT OF LICENSES,

TO

H. B. CLAYTON, Esq., M.A., I.C.S.,

Acting MUNICIPAL COMMISSIONER FOR THE CITY OF BOMBAY.

BOMBAY MUNICIPALITY,

19th May, 1920.

SIR,

I have the honour to submit my Annual Report on the working of the License Department for the year 1919-1920.

During the year under report 12,617 licenses were issued, the total revenue collected being Rs. 1,36,215-8-0, *vide* attached statements marked A and B.

The revenue collected during the last three years is compared below:—

Official year.	No. of licenses issued.	Revenue from licenses.		
		Rs.	a.	p.
1917-18	12,430	1,29,484	6	0
1918-19	12,158	1,30,321	4	0
1919-20	12,617	1,36,215	8	0

The fees remaining to be recovered amounted to Rs. 1,159 as detailed below:—

Wards.	No. of cases.	Total amount.		
		Rs.	a.	p.
A		
B	4	52	8	0
C North	18	109	0	0
C South	8	26	4	0
D	19	155	4	0
E East	12	197	12	0
E Bunder	1	3	12	0
E West	7	69	8	0
F	15	343	12	0
G	21	201	4	0
Total	105	1,159	0	0

Miscellaneous receipts amounted to Rs. 118-13-7 as shown below :—

	Rs.	a.	p.
For the production of records	35	0	0
For the sale of old records	4	13	7
For supplying copies of licenses and notices, &c.	79	0	0
Total	Rs. 118	13	7

In 31 cases, refund of license fees amounting to Rs. 1,004-12-0 was allowed.

The total number of prosecutions instituted during the year was 946 as compared with 1,010 in the previous year. The total amount of fines inflicted by the Presidency Magistrates was Rs. 17,261-2-0 as against Rs. 20,181.

One appeal was made to the High Court in case No. 911/M/1919 by K. D. Bhagwat who was fined by the 3rd Presidency Magistrate for keeping dangerous petroleum without a license. The appeal was dismissed.

The Court work will be considerably increased when certain dangerous and offensive trades are restricted, especially such as are carried on under dwellings in the congested parts of the City.

I have the honour to be,

Sir,

Your most obedient servant,

H. WALD,

Superintendent of Licenses.

A.

Yearly total of License fees recovered during 1919-1920.

No. of Licenses.	Nature of Trade.	License fees.	
		Rs.	a.
36	Aerated Water (manufacturing)	767	8
29	Ashes	310	0
160	Bakeries... ..	3,352	8
97	Bidi Leaves	462	8
8	Bricks (manufacturing) (hand-made)	55	0
2	Candles (do.) (do.)	50	0
18	Carbide of Calcium (retail)	82	8
11	Do. do. (wholesale)	310	0
1	Catgut	15	0
615	Charcoal... ..	5,785	0
156	Chemicals (preparations)	2,227	8
18	Cinematograph films	345	0
204	Cloths in Indigo and other colours, dyeing (hand power)	1,497	8
15	Do. do. do. (mechanical power)	427	8
340	Coal and Coke	4,233	8
64	Cocoon Fibre, Flax, Hemp and Jute... ..	808	4
33	Cotton (keeping, cleaning)	625	0
178	Cotton Seed	4,173	12
131	Cotton Refuse or Waste	2,254	8
12	Cow-dung Cakes (manufacturing)	172	0
87	Dammer, Tar or Pitch	1,110	0
1	Dynamite	30	0
1,875	Eating Houses	13,019	4
6	Fat and Tallow (cleaning)	90	0
22	Do. (keeping)	322	8
8	Fins (dried)	120	0
27	Fish (do.)	347	8
158	Fireworks (retail)	370	0
91	Do. (wholesale)	595	0
6	Do. (manufacturing)	300	0
4,409	Carried forward	44,258	12

Yearly total of License fees recovered during 1919-1920—concluded.

No. of Licenses.	Nature of Trade.	License fees.
		Rs. a.
4,409	Brought over	44,258 12
182	Firewood (retail)	857 0
726	Do. (wholesale)	8,481 8
6	Gas (manufacturing) ..	180 0
136	Ghee (keeping)... ..	967 8
5	Do. (manufacturing)	55 0
115	Grain (parching)	131 0
465	Gunny bags	2,333 8
46	Gunpowder (retail)	218 12
187	Hay, Straw and Grass	2,139 12
30	Hides and Skins (dried)... ..	442 8
29	Do. raw (keeping)	650 0
47	Do. (tanneries)	3,955 0
9	Horns and Hoofs	170 0
45	Lime for burning (lime kiln)	1,825 0
1,125	Matches (retail)	1,519 12
84	Do. (wholesale)	5,919 4
97	Do. (Bengal lights) (retail)	153 0
141	Metals (casting)	2,152 8
64	Methylated spirit	585 0
859	Noisy Trades	2,075 12
626	Oil (keeping)	10,118 12
112	Oil (manufacturing)	1,148 12
2	Paper (manufacturing)	30 0
26	Do. (stored as waste paper)... ..	250 0
99	Permits under Section 390	2,475 0
52	Petroleum (non-dangerous, under Petroleum Act) (kerosine oil) (retail)	156 0
87	Do. (non-dangerous, under Petroleum Act) (kerosine oil) (wholesale)	2,315 0
62	Do. (dangerous, under Petroleum Act)	167 8
15	Pottery (manufacturing)	45 0
28	Rags	412 8
52	Saltpetre	250 0
1	Smelteries	12 0
29	Soap (manufacturing)	666 4
23	Sugar Refineries	575 0
52	Stables for Horses	2,990 0
116	Do. Milch Cattle	9,662 8
98	Do. Bullocks	1,735 0
12	Do. other four-footed animals	12 0
1,852	Timber	20,077 8
130	Turpentine (retail)	622 8
46	Do. (wholesale)	668 12
40	Whistles (steam)	400 0
49	Wool	955 0
3	Liquid fuel	288 0
	Licenses transferred	119 0
2	Special licenses under Section 394 (1) (d) (ii)	2 0
12,421	Total Rs. ...	1,35,019 8

B

Statement showing the amount of License fees for 1918-19 recovered in 1919-20.

No. of Licenses issued.	Nature of Trade.	License fees.	
		Rs.	a.
3	Bidi Leaves	6	4
7	Charcoal	21	8
3	Cinematograph films	30	0
5	Coal and Coke	31	4
1	Cotton Refuse or Waste	10	0
1	Cow-dung (manufacturing)	7	8
17	Eating Houses	76	8
3	Fireworks (retail)	15	0
1	Do. (wholesale)	7	8
3	Do. (manufacturing)	225	0
37	Firewood (wholesale)	144	4
2	Gunny bags	7	0
1	Grain (parching)	1	0
2	Gunpowder (retail)	10	0
2	Hay, Straw and Grass	7	8
11	Matches (retail)	11	0
1	Do. (wholesale)	75	0
16	Noisy Trades	42	4
5	Oil (keeping)	35	0
2	Do. (manufacturing)	17	8
1	Paper (stored as waste paper)	5	0
1	Permits under Section 390	25	0
1	Petroleum (non-dangerous, under Petroleum Act), kerosine oil (wholesale)	5	0
1	Rags	15	0
2	Soap (manufacturing)	31	4
3	Stable for Bullocks	30	0
63	Timber	299	8
1	Turpentine (retail)	1	4
.....	Licenses transferred	3	0
196	Total Rs.	1,196	0

Summary of Income for 1919-20.

No. of Licenses issued.	Official year during which collection was made.	License fees.	Remarks.
196	Income for 1918-19 during 1919-20	Rs. a. 1,196 0	
12,421	Income for 1919-20 collected from 1st April 1919 to 31st March 1920	1,35,019 8	
12,617	Total	1,36,215 8	

H. WALD,
Superintendent of Licenses.

MARKETS.

To

THE MUNICIPAL COMMISSIONER.

SIR,

I have the honour to submit the Annual Report of the Markets and Slaughter Houses for the year 1919-20.

2. The total receipts from Markets and Slaughter Houses during the year under report amounted to Rs. 7,58,658-5-4 against Rs. 7,28,671-12-3 in the previous year, showing an increase of Rs. 29,986-9-1.

3. A new temporary fruit and vegetable market was opened at Masjid Bunder on 8th September 1919. At first it was occupied by vegetable sellers and a daily charge of annas 2 per basket per day was levied. It was decided later to allow the sellers to occupy the spaces 5' x 4' each on a monthly rental, the sellers to erect their own temporary wooden stalls until such time as proper stalls were erected by the Municipality. The question of providing gas lights, proper stalls, etc, was under consideration.

4. There were 13 Municipal Markets in all (including Masjid Bunder) which are given below with their revenues and the comparative figures of the last year.

Name of the Markets.	Total number of stalls.	Average number of stalls vacant.	Stall-rents.			Squatters' fees collected departmentally.			Total.		
			Rs.	a.	p.	Rs.	a.	p.	Rs.	a.	p.
Colaba Market	55	30	454	0	0	10	8	0	464	8	0
Fort Market	252	44	7,798	5	0	120	0	0	7,863	5	0
A. C. Fruit and Vegetable Market ...	561	2	81,160	8	0	415	4	0	81,595	13	0
Do. Fish and Mutton Market	119	30	11,161	0	0	11,161	0	0
Do. Mutton (New) Market	68	12	3,492	8	0	3,492	8	0
Do. Beef Market	81	1	11,812	0	0	11,812	0	0
Godowns	27	7,316	0	0	7,316	0	0
Fowl Rooms	29	3,595	0	0	3,595	0	0
Bird Shops	18	1,896	0	0	1,896	0	0
Erskine Road Old Fruit and Vegetable Market.	448	20	35,600	0	0	661	12	0	36,261	12	0
Do. (New) do.	140	33	8,682	15	0	8,682	15	0
Do. Mutton do.	100	1	10,077	14	0	10,077	14	0
Bhuleshwar Market	178	5	15,850	14	0	1,982	10	0	17,839	8	0
Pedder Market	42	1,791	14	0	1,791	14	0
Kamatipura Market	48	2,770	0	0	2,770	0	0
Pork Market	8	210	14	0	210	14	0
DeLisle Road Sheep Market	50	1	6,721	11	0	6,721	11	0
Fergusson Road Market	30	1,919	0	0	64	8	0	1,983	8	0
Parbhadevi Road Market	26	1	1,120	7	0	0	6	0	1,120	13	0
Elphinstone Road Market	46	5	1,974	10	0	1,974	10	0
Masjid Bunder Market.	49	32	2,637	12	0	2,299	0	0	4,936	12	0
Total	2,368	207	2,17,998	4	0	5,554	0	0	2,23,552	4	0
Total in 1918-1919	2,313	281	2,07,697	9	0	6,825	0	0	2,14,522	9	0

5. In addition to the above revenues the following amounts were received from the contractors for collecting squatters' fees :—

Particulars.						1919-20.	1918-19.	
Colaba Market	{ Fish	1,575	Rs. 1,550 0 0	
					{ Vegt.	300	256 14 0	
Fort Market	2,200	2,200 0 0	
A. O. Beef and Fish Markets	13,200	10,700 0 0	
Erakine Road Fish Market	24,000	28,300 0 0	
Pedder Market	2,100	2,250 0 0	
Kamatipura Market	1,950	1,800 0 0	
Ferguson Road Market	{ Fish	2,025	2,100 0 0	
					{ Vegt.	2,000	1,305 2 0	
Parbhadevi Road Market	{ Fish	1,175	1,350 0 0	
					{ Vegt.	2,250	1,206 10 0	
Elphinstone Road Market	{ Fish	725	775 0 0	
					{ Vegt.	550	394 0 0	
Scale Fees at the A. C. Market compound	7,000	8,000 0 0	
Grand Total						{ Fish	48,950	51,025 0 0
						{ Vegt.	5,100	3,162 10 0
						{ Scale	7,000	8,000 0 0
							61,050	62,187 10 0

6. The markets were well kept and a careful supervision was kept by the market staff as to cleanliness, sanitary condition and to the wholesomeness of all articles offered for sale.

6a. There were 14 Private Markets licensed by the Municipality. A list is given below of them and the license fees derived by this Department :—

Name of the Market.	License fee.
	Rs
Umerkhady Market	596
Byculla Market	139
Haines Road Market	202
Lower Mahim Market	130
Parel Village Market	54
Tank Bunder Market	114
Upper Mahim Market	171
Parel Chawl Market	809
„ Road „	624
Cheera Bazar „	720
Don Tar 2nd Row Market	132
Dhobi Talao Market	611
Bhoiwada Market	70
Milk Market	25
Dadar Market	613
	5,010

7. The market staff exercise careful supervision over these markets with particular regard to sanitary condition, cleanliness and wholesomeness of food stuffs. [The state of some of these markets leaves much to be desired, but the whole question is being thoroughly gone into]

8. Steps were taken, as usual, to destroy articles of food exposed for sale in the different markets that were found unwholesome. The following table shows the quantity of the various articles destroyed during the year under report :—

	Lbs.
Meat (Bandra and Bombay)	27,488
Fish	1,81,876
Fruits	45,981
Vegetable	15,839
Total lbs.	<u>2,20,184</u>

9. The quantity of contraband meat seized and destroyed during the year under report was 7,296 lbs. against 8,583 lbs. in the previous year.

10. Two slaughter-houses are maintained by the Municipality, one at Arthur Road and one at Bandra, where buffaloes, horned cattle, sheep and goats are slaughtered. The tables given below show numbers passed as fit for food and those rejected as unfit, also the revenue derived in shape of slaughter fees and as compared with the previous year :—

Year.	Animals brought to the Fair Ground.			Animals rejected on ante mortem.		
	Buffaloes.	Horned Cattle.	Sheep and Goats.	Buffaloes.	Horned Cattle.	Sheep and Goats.
1919-20 ...	10,242	81,085	9,82,205	7	1,488	25,515
1918-19 ...	10,898	88,903	9,56,147	8	1,497	23,979

Fees received in shape of slaughter fees &c., of animals :—

Description.	1919-20.		1918-19.	
	Number.	Amount of Slaughter fees.	Number.	Amount of Slaughter fees.
		Rs. a.		Rs. a.
Buffaloes	10,240	1,02,400 0	11,001	1,10,010 0
Do. (private slaughter)	1	10 0	2	20 0
Cows, bullocks and calves	76,692	67,519 0	84,749	68,661 12
Sheep and goats (for Bombay)	810,295	1,01,286 14	778,171	96,648 6
Do. (for Mahim and Bandra)	66,856	4,147 4	68,184	8,949 0
Live horned cattle removed to Bombay	8,438	17,190 0	2,476	12,380 0
Do for private slaughter	1	5 0
Live sheep and goats removed to Bombay	18,212	9,106 0	21,509	12,254 8
Do. by the DeLisle Road Sheep	36,328	18,161 8	25,698	12,849 0
Market Fadkaries... ..	16	8 0	88	19 0
Permits issued for private slaughter of sheep	16	8 0	88	19 0
Total ...	1,011,574	8,04,688 10	984,828	8,11,689 10

11. The estimated weight of slaughtered buffaloes, cows, bullocks and calves was 1,94,34,400 lbs. and that of sheep and goats was 2,62,99,530 lbs. The condemned quantity out of the former was 9,883 lbs. and that of the latter was 6,142 lbs. which give a percentage of .05 and .02 respectively.

12. The principal causes of meat condemnation at Bandra are debility and affections with *Cysticercus Bovis*, the immature form of a tapeworm transferable to man.

13. The sum realized from the contractor by the sale of the rights for recovering feeding and fair ground fees was Rs. 1,35,000 against the sum of Rs. 1,06,600 derived in the past year showing the large increase of Rs. 28,400.

14. [The other slaughter-house is at Arthur Road, Bombay, for the slaughter of Pigs. The principal disease found in these is tuberculosis.] The number slaughtered here during the year together with the income derived as compared with the previous year are given below. No record of the pigs condemned has hitherto been kept.

15. [During the month of March 46 per cent. of the number of hogs slaughtered were affected with tuberculosis.] Out of the meat slaughtered in lbs. for this month 24.4 per cent. was found unfit for food due to tubercular affections and destroyed.

Description.	1919-20.		1918-19.	
	Number.	Amount of slaughter fees.	Number.	Amount of slaughter fees.
		Rs. a.		Rs. a.
Pigs slaughtered at Arthur Road Slaughter House...	4,261	4,261 0	4,977	4,977 0
Pigling do. do. ...	26	6 8	71	17 12
Pigs (private slaughter) outside the Slaughter House...	30	60 0	34	68 0
Pigling do. do. ...	96	24 0	114	28 8
Total ...	4,413	4,351 8	5,196	5,091 4

Note:—The details of the animals slaughtered, &c., and the fees realised as contained in the 2nd table of paragraph 10 and as contained in paragraph 15 are embodied in a separate statement marked A which has been printed at the end of this report.

16. The other miscellaneous revenues derived are as follows:—

	Rs.	a.	p.
License fees	15,676	8	0
Fees for verifying weights and measures	1,496	4	6
Amount received from the contractor for the right of removing blood	8,000	0	0
Amount received from the contractor for the right of removing the dead animals	1,050	0	0
Ground rent	264	0	0
Chawl rent	2,904	0	0
Prices current	151	9	6
Rent from Pedder Market Chawl	237	0	0
Miscellaneous receipts	90	9	2
Total ...	Rs. 29,869	15	2

17. [The work of the Municipal Cheap Grain Shops which were started in 1918 was carried on by this Department during the year. These shops were opened with the idea of providing food for the poor at a cheap rate.] At the commencement of the year under report the following shops were working:—

Mazagon, Chandanwadi, Erskine Road, DeLisle Road, Babula Tank, Fergusson Road, Parbhadevi Road, Parel Bhoiwada, Kamatipura, Elphinstone Road, Lalwadi and Love Grove.

As necessity appeared further shops were subsequently opened at Mastan Tank, Lamington Road, Jacob Circle and Dadar. Two travelling carts were also selling grain about the streets. As the following shops were not working satisfactorily they were closed from time to time upto the end of August 1919:—

Babula Tank, Mazagon, Parel, Bhoiwada, Elphinstone Road, Love Grove and Parbhadevi.

18. As the sales at the remaining shops were also not satisfactory compared with the expenditure incurred on their maintenance the question of re-organising and placing them on a better footing was under consideration and as a result all the shops were practically closed during January 1920 and were re-opened in Erskine Road Market, Fergusson Road, Kamatipura Market, DeLisle Road, Lamington Road, Elphinstone Road and in the Fort Market.

19. The Municipal employes were allowed to buy grain by means of coupon books and the cost amounting to Rs. 3,382 was recovered subsequently from their pay.

20. The same staff as last year, viz., 1 Junior Assistant, 2 Sub-Inspectors and 5 peons were engaged on the prevention of contraband meat entering the City. The quantity of contraband meat seized and destroyed was 7,296 lbs. against 8,583 lbs. in the previous year.

21. The fines inflicted by the Presidency Magistrates for the infringement of the provisions of the Municipal Act and the By-laws pertaining to the markets, during the year under report, amounted to Rs. 1,109-4-0 against Rs. 1,681-3-0 in the previous year. This total amount includes fines of Rs. 1,080-4-0 for the importation of contraband meat (Section 412 (1) of the Municipal Act) the balance of Rs. 29 being for infringing other Sections of the Act.

22. The staff for the testing and stamping of weights and measures was maintained throughout the year. The staff of the Market Department worked most satisfactorily throughout the year. The veterinary inspection staff at the slaughter-houses did most valuable work in protecting the public health.

23. In the following statement is shown the financial results of the working of each Market during the year under report, that is gross receipt and expenditure of each Market and the percentage on the original cost of the Market Building. The percentage on the total income and expenditure of all the Markets comes to 7.66 per cent. ✓

Statement showing the Financial Results of the Municipal Markets for the year 1919-20.

Names of Markets.	Original Cost.		Additions, if any, made during the year.		Total Cost.		Gross Receipts.		Expenditure.		Net Receipts.		Percentage on the Cost.		Remarks.	
	Rs.	a. p.	Rs.	a. p.	Rs.	a. p.	Rs.	a. p.	Rs.	a. p.	Rs.	a. p.	Rs.	a. p.		
Colaba Market	97,167	15 11	97,167	15 11	2,319	8 0	2,322	12 6	78	11 6		
Fort do.	25,482	0 0	1,682	8 8	27,164	8 8	10,953	5 0	4,412	11 5	5,640	9 7	20.80	
Crawford Market	11,214	14 2	7,662	0 0	18,876	14 2	1,34,168	4 0	42,084	1 8	21,984	2 9	7.73	
Erskine Road Market	5,85,042	0 9	5,85,042	0 9	72,022	9 0	18,613	12 8	60,408	11 9	10.80	
Bhuleswar do.	29,217	0 11	29,217	0 11	17,883	8 0	4,892	12 8	18,480	11 4	4.67	
Peddar do.	53,223	10 7	53,223	10 7	8,491	14 0	4,321	1 2	Loss 410	8 2	Loss	7.77	
Fort do.	5,550	0 0	5,550	0 0	210	14 0	2,111	2 4	" 2,600	4 4	"	48.84	
DeLisle Road Sheep Market	25,000	0 0	25,000	0 0	6,721	11 0	8,577	6 1	8,114	4 11	12.49	
Fergusson Road do.	22,669	0 0	22,669	0 0	6,008	8 0	2,554	2 0	8,451	6 0	15.23	
Parbhadevi Road do.	18,894	15 1	18,894	15 1	4,448	13 0	2,500	2 9	2,051	10 8	10.83	
Elphinstone Road do.	29,266	15 4	29,266	15 4	3,249	10 0	2,098	8 10	840	1 2	2.87	
Kamatipura do.	50,670	0 0	50,670	0 0	4,720	0 0	2,675	7 4	2,124	8 8	4.21	
Musjid Bunder do.	7,500	0 4	7,500	0 4	4,938	12 0	556	4 8	4,389	7 9	58.40	
Total	23,97,788	9 2	9,344	8 8	24,07,132	1 10	2,77,602	4 0	92,072	5 10	1,87,540	5 8	
												Deduct Loss ..	8 010	7 6		
												Net Receipts ..	1,84,529	14 2		

24. I took charge of the Market Department from my predecessor on the 1st March 1920.

I have the honour to be,
Sir,
Your most obedient servant,

C. M. FLANDERS,
CAPTAIN, R.A.V.C.,
Superintendent of Markets.

STATEMENT A.

Statement showing the number of animals slaughtered, removed for private slaughter, etc., and the amount of fees recovered during the year 1919-1920.

Description of Animals.	April 1919.	May 1919.	June 1919.	July 1919.	August 1919.	September 1919.	October 1919.	November 1919.	December 1919.	January 1920.	February 1920.	March 1920.	Total Number of Animals.	Total amount of Slaughter Fees.
														Rs. a. p.
Buffaloes	825	879	959	988	970	885	901	876	855	725	677	700	10,240	1,02,400 0 0
" for private slaughter	1	1	10 0 0
Cows	6,397	5,782	4,137	4,304	4,480	4,139	3,856	3,701	4,412	4,697	4,878	4,458	54,736	41,052 0 0
Bullocks	1,279	1,629	1,778	1,549	1,496	1,406	1,290	1,267	1,654	1,891	1,728	1,920	18,887	14,165 4 0
Calves	571	548	225	224	208	229	172	191	236	251	112	102	8,069	2,301 12 0
Sheep and Goats for Bombay	67,053	71,909	73,460	74,695	71,599	69,946	63,243	61,824	68,156	65,826	58,859	64,532	810,295	1,01,286 14 0
" " " Mahim	3,509	3,708	3,708	3,950	3,240	3,823	3,827	3,158	4,142	3,437	3,244	3,848	42,08	2,680 9 0
" " " Bandra	1,844	2,281	2,314	2,472	2,386	2,383	1,726	1,679	1,756	1,964	1,720	1,762	24,267	1,516 11 0
Pigs at Arthur Road Slaughter House	403	364	371	362	344	382	349	354	404	395	307	286	4,231	4,261 0 0
Piglings " " " "	2	5	...	3	2	2	5	3	4	28	6 8 0
Pigs for Private Slaughter	2	4	1	3	2	4	4	1	7	2	30	60 0 0
Piglings " " " "	14	17	5	3	3	1	9	10	11	11	6	6	96	24 0 0
Live Horned Cattle brought to Bombay	297	141	102	121	653	282	194	248	280	528	329	283	3,438	17,190 0 0
" " " " " " for Private slaughter	1	1	5 0 0
Sheep and Goats brought to Bombay	1,785	1,496	1,526	1,998	1,278	2,408	1,269	1,432	1,834	1,277	1,337	1,077	18,212	9,106 0 0
" " " " " " for private slaughter	5	2	...	2	...	3	1	2	3	16	8 0 0
" " " " " " by DeLisle Road Market Fadkarees	1,501	1,738	1,850	3,378	1,615	4,333	2,200	1,745	1,776	1,823	1,601	2,766	25,323	13,161 8 0
	1,015,987	8,09,185 2 0

244

C. M. FLANDERS,
CAPTAIN, R.A.V.C.,
Superintendent of Markets.

EDUCATIONAL.

REPORT OF THE SCHOOLS COMMITTEE FORWARDED BY THE COMMITTEE'S
SECRETARY UNDER HIS No. 4636, DATED 18TH DECEMBER 1920.

ADMINISTRATION REPORT OF THE SCHOOLS COMMITTEE FOR 1919-1920.

I. The Committee.

1. The beginning of the year was marked by a considerable change in the constitution of the Committee, three of its old members ceasing to be connected with it from 1st April 1919. One of them, the Hon. Sir Dinshaw Edulji Wacha, had retired from the Corporation from the 31st of March 1919 and two other members, namely Messrs. Hiralal Dayabhai Nanavati and Ramkrishna S. Navalkar had not come into the new Corporation beginning office from 1st April. These three gentlemen ceased consequently under the Municipal Act to be members of the Schools Committee. Of them, the Hon. Sir D. E. Wacha had to his credit, a long and meritorious record of deep interest and great service to the cause of Primary Education in the City, having been connected with the Schools Committee from its first constitution in 1909 and for several years previously with its predecessor, the Joint Schools Committee too. Both the Corporation and the Committee recorded in Special Resolutions their high appreciation of Sir Dinshaw's services. Messrs. Nanavati and Navalkar had also been active members during the period of two years and a quarter, they were connected with the Committee and their services too were recognized in a Special Resolution. The Corporation appointed Rao Saheb Manaji Rajooji, Mr. Mohammed Ismail Curtay, J.P., and Mr. Rajaram Tukaram, M.B.E., to the seat vacated by the three gentlemen mentioned above. At the beginning of the year the Committee thus constituted consisted of:—

The Hon. Sir Chimanlal H. Setalvad, Kt., B.A., LL.B., (*Chairman*).

Members.

N. V. Mandlik, Esq., B.A., LL.B., J.P.	Dr. Abdul Satar Ayub Gaya, L.M. & S.
Dr. Jehangir J. Cursetji, M.D.	Dr. Dinshaw Bamanji Pestanji Master, L.M. & S.
Ramchandra Bhaskar Mantri, Esq., J.P.	Rao Saheb Manaji Rajooji Kalewar.
Dr. Nadirshaw H. E. Sukhia, L.M. & S., L.V.Sc., F.R.S.I. (London), J.P.	Mohammed Ismail Curtay, Esq.
Dr. Moreshwar Chintaman Javle, J.P.	Rajaram Tukaram, Esq., M.B.E.
Mirza Ali Mohammed Khan, Esq., M.A., LL.B., J.P.	

2. Out of these gentlemen the following four most senior members retired under the Act at the end of the Calendar year 1919, but were, all of them, re-elected:—

Mirza Ali Mohammed Khan, Esq., M.A., LL.B.
Sir C. H. Setalvad, Kt.
N. V. Mandlik, Esq., B.A., LL.B.
Dr. Jehangir J. Cursetji, M.D.

The period of the Chairmanship of Sir Chimanlal H. Setalvad coming to an end on 31st December 1919, he was re-elected to the office and continued to hold it till the end of the Official Year under review.

3. The Committee held during the year 18 Meetings, 11 Monthly and 7 Special or Adjourned ones. For the consideration of special questions Sub-Committees were appointed, out of which special mention deserves to be made of the Sub-Committees appointed for, (I) the inspection of new schools premises, (II) the consideration of the question of a further raising of the teachers' salaries and allowances, (III) the consideration of the question of the reorganization on a permanent basis of the establishment for the Medical Inspection of

School children and teachers, (IV) the consideration of a new scheme for revision and reorganization of the system of giving Grants-in-aid to Bombay Primary Schools, (V) enquiry into certain matters of internal discipline in Urdu Schools, and (VI) enquiry into certain representations regarding the location of the Superintendent and the Medical Inspectors' offices. As the result of the labours of the Sub-Committee for objects No. (III) and (IV) mentioned above, the Committee adopted finally during the year under review, elaborate schemes, which were in due course, forwarded to the Corporation for sanction and are still under the consideration of that Body.

4. Mr. D. G. Padhye, M.A., continued throughout the year under review the Committee's Secretary. The office staff under him was during the year strengthened by the addition of an Urdu clerk for correspondence in Urdu with the Urdu Schools. The office lost during the year two good old hands : (1) Mr. M. H. Mistry, Record Keeper, who died of influenza in May 1919, and (2) Mr. V. M. Vaidya " Committee Clerk " who died in March 1920, of injuries sustained by an accident to the Secretary's Motor Car. The Corporation have been good enough to sanction the payment to the wife and child of Mr. V. M. Vaidya, a year's salary as special compassionate allowance.

II. General Progress and Summary.

5. Prominent mention was made in the Administration Report for 1918-19, namely the year previous to the one under review, of the definite approval by the Corporation and the Government of the Schools Committee's programme of rapid improvement and expansion under a regularly worked out scheme of sustained advance, leading to an early introduction of Free and Compulsory Primary Education in the City and the agreement of Government to pay every year, from 1918-19, onwards, a moiety of the excess expenditure that the Corporation may undergo on Primary Education in the City, over and above the budgetted expenditure for the previous year, namely, Rs. 6,58,175-8-4. The first instalment under the agreement has been duly paid. As the result of further exchange of views, it was settled during the year that the Government should introduce in the Legislature of the Presidency a bill (1) empowering the Corporation to introduce Free and Compulsory Primary Education either for boys alone or for both boys and girls and either all at once throughout the whole City or by Wards and Sections thereof and (2) strengthening the Schools Committee personnel by an increase of the number of its members from 12 to 16, the four new members to be chosen by the Corporation but from outside the ranks of its members, and two of them being ladies. A bill was so introduced and passed in the Local Council and is now (December 1920) awaiting the final approval of the Government of India.

6. The work of progress and development has meanwhile gone on apace, and a number of notable measures and incidents of far reaching importance marked the operations of the year. From the point of efficiency and that of peace and content, which are the prime requisites of sustained progress by any public department, first mention may well be made of the fact, that a thorough rehauling of the salaries of all grades of the teachers of the Bombay Municipal Schools on a liberal basis adequate to meet the needs of the day, was effected from the beginning of the year, and later on, a similar rehauling was effected in the emoluments of the Supervising staff and their office establishments. The relief given, at the time it was given, was right and adequate. The situation in Bombay in regard to general prices and cost of living, has, however, continued to become more and more aggravated and the Schools Committee has willingly proceeded to consider the question of further relief, its deliberations, have resulted in fresh recommendations, an account of the outcome of which would however find proper place in the Administrative Report of the year next to that of the present one.

7. Of high importance amongst the events of the year was the gratifying fact that there was a complete recovery from the serious fall in the number of the children attending the Municipal as all other schools in the City, that had taken place in the previous year owing to the heavy calamities of the smallpox and influenza epidemics which ravaged the City in the first part thereof and the series of strikes of millhands and others and the cholera epidemic coming on their heels, which signalled thesecond part. The year previous, namely, 1917-18, had been the year of the greatest boom in the City owing to the war and the abnormal rise of the population of the City was reflected in the abnormal rise in the children attending the Municipal Schools too. The numbers had risen from 23,987 to 28,377--an increase of 4,390, about double the expected increment owing to the triple calamities mentioned above, the numbers fell month after month and the figure reached on 31st March 1919 was 26,832. There has, however, been a full rally and a sustained one. The numbers went up to nearly 29,000 in the cold season, the usual time when Bombay is most full and were on 31st March 1920, the last day of the year under review, 28,238. As against this growth of 1,396 pupils, the increase in the number of schools was 17. The best proof of the solidity of the recovery is to be found in the fact that the average monthly number on the rolls in the schools for 1919-20 rose by 1,638. It was 27,704 as against 26,066 of the last year and 25,103 of the year previous thereto.

8. It is interesting to compare with the above figures in regard to Municipal Schools, the corresponding figures for the Aided Primary Schools in the City. In 1917-18 there were 156 Aided Schools with 15,907 pupils on the last day of the year. For 1918-19 there were 163 schools with 16,181 pupils. For 1919-20, the Aided Schools were 173 with 16,884 pupils. Thus with 10 more schools they showed in the year an increased attendance of 703.

9. Full and gratifying is the year's record of events that mark the growth of healthy atmosphere and stimulating *esprit de corps* amongst the teachers and the pupils of the Municipal Schools in the City. The first in order of time was the gathering held under the auspices of the Municipal Schools' Children's Branch of the Bombay War Relief Fund. Competition among the Girl members in Music, and among the Boy members in sports, was the great feature of the gathering, prizes to the extent of over Rs. 600 being awarded to the best performers. The gathering and the sports were held in the last week of April 1919, in the compound of the Lord Harris School, and simultaneously with them, an Exhibition of sewing and knitting work of the pupils and the teachers of the Bombay Municipal Schools was held in the main building of the same school. That was the first Exhibition of the kind of the Bombay Municipal Schools and its success discovered great potentialities. Another well organised Exhibition and Competition on an enlarged and extended scale, and open to all the Municipal Schools equally, was consequently arranged for and held during the week from the 22nd to the 27th March, and 372 prizes of the value of Rs. 750 were given away for (A) music and sewing and needle work to Girls, (B) for handwriting and drawing and for clay, carpentry and other kind of handy work to both Boys and Girls, and (C) for racing and jumping to Boys. The Exhibition and the Sports had an inter-departmental character, but they were open to and visited by a large proportion of the Municipal Schools Children and teachers, who were much better off physically and morally as well as intellectually, for the treat and the happy coming together of Dekkan and Gujarat Hindu and Moslem Children of all creeds and classes. Members of the Schools Committee and of the Corporation too kindly visited the functions and gave a much appreciated encouragement specially by their presence at the prize distribution on the closing day. A third event of great importance was the conspicuous part, the Municipal Schools played in the Peace Celebrations held from 13th to 16th December 1919. Every Municipal School fell in with the programme sketched out by the Government Committee's Sub-Committee for the Entertainment of Children and held a special gathering on the appointed day. It may be mentioned that it was through the Secretary of the Schools Committee and its office staff that the Government Sub-Committee arranged to carry out its programme of organizing the demonstrations in the schools and distributing sweets and souvenirs to the Children. At six schools special programmes were arranged for, and Their Excellencies the Governor and The Hon. Lady George Lloyd with the Director of Public Instruction and other notabilities visited them during the celebration. The first two of these were Municipal Schools, namely (1) the Lamington Road Marathi Boys' and Girls' Schools, and (2) the Khetwadi A. V. School. Contingents from representative Gujarathi and Urdu Schools had been collected at the latter school and no pains spared to make the show worthy of the occasion. At both places the Members of the Schools Committee welcomed Their Excellencies who expressed themselves highly pleased with the demonstration. A fourth event was the participation by the Municipal Schools in the Child Welfare Exhibition held at the end of 1919 under the patronage of Her Excellency The Hon. Lady George Lloyd. A dozen Municipal Schools gave their quota to the entertaining Children's parties and eight of them sent exhibits of Children's handy work. Two of the latter, the Bhuleshwar Gujarathi Boys' and the Lamington Road Marathi Girls' Schools each, won a medal. Five Municipal Schools sent 68 exhibits to the Zenana stores, Public Exhibition, held in October 1919, for which the Valibai Girls' School received 3 certificates, the S. S. Bengali School 2 and the C. P. and the Fort Girls' Schools one each. Yet another good show was made in the Ladies' Elocution Competition of the Social Reform Association held in 1919, at which 6 prizes of Rs. 80 were won by lady teachers and 7 prizes of Rs. 38 by the pupils of Municipal Gujarathi and Marathi Girls' Schools. To these general gatherings have to be added a dozen Dasara gatherings in the Gujarathi Girls' Schools and about a dozen Special Prize Distributions in individual schools, neighbouring friends contributing to the prizes and the special costs of the ceremonies.

10. More significant than the casual contributions referred to in the above para. was the fact that during the year under review came in a good number of substantial benefactions indicative of the growing hold and popularity of the Municipal Schools among the general public. The first of these was a donation of Rs. 10,000 in Port Trust Bonds from Mr. Laldas Purbhudas for the benefit of the Municipal Fort Gujarathi Girls' School, which has now come to be named after the donor's wife, the late Bai Rambhabai. The second donation to mention was an offer of Rs. 10,000 in 4 per cent. Port Trust Bonds from the late Mr. Ratansi Mulji for the benefit of the Walkeshwar Gujarathi Boys' School. The third donation consisting of 3½ per cent. Government Promissory Notes for Rs. 23,000 came from Mr. Raghunathdas Gopaldas for the benefit of the Anantwadi Gujarathi Boys' School, which, under the terms of the donation, has been named after the donor's son, the late Mr. Nagardas

Raghunathdas. Bai Navalbai, daughter of Mr. Raghunathdas, added to her father's donation, 4 per cent. Port Trust Bonds, for Rs. 2,500 for founding Scholarships in the name of her brother in the same school. All these offers were on the Schools Committee's recommendation accepted with thanks by the Corporation and have all been duly completed, except that from Mr. Ratausey Mulji owing to his death before the completion.

11. The number of new schools opened during the year, including 3 Aided Schools, handed over to the Committee by the Proprietors owing to their inability to conduct them in these hard times, was 17, bringing the total number of Municipal Schools to 250. The details of the new schools were as follows:—

Kind of Schools.	Marathi.	Gujerathi.	Urdu.	Total.
Boys' Day Schools	7	...	3	10
Girls' do.	2	1	...	3
Free Mill do.
Nirashrit (Depressed Classes) Day Schools	1	...	1
Night Schools	3	3
Total	12	2	3	17

Want of suitable buildings was begun to be felt in the year as a great obstacle to the opening of new schools. The situation seems to be getting more and more grave and may perhaps require some drastic remedies. Besides the three new Girls' schools mentioned above, three old schools were raised to the status of Full Primary Schools and a girls' class attached to the Kamathipura Marathi Nirashrit School.

12. The total actual expenditure and receipts of the year amounted to Rs. 12,87,211 and Rs. 13,29,698, respectively, the Municipal Funds and the Fees collected contributing Rs. 12,36,900 and Rs. 45,458 towards the latter amount. The corresponding figures for the previous year were Rs. 8,53,437, Rs. 8,83,348, Rs. 8,36,600 and Rs. 43,870 respectively. It may be mentioned that out of the expenditure of Rs. 12,87,211 shown above, Rs. 83,403 represented payments on account of increase in the War Allowance given retrospectively for seven months of the previous year. The growth of expenditure during the current and the previous year together has been over 5 lakhs and about 4 lakhs thereof represent an increase in the salaries and the War Allowances of the Municipal Schools Teachers.

13. Some steps of very great importance were taken during the year to promote efficiency and the general popularity and utility of Municipal Schools. Two new posts of Assistant Lady Superintendents were created during the year, one for the Marathi and the other for the Gujerathi Girls' Schools, and the Committee were glad to confer them upon Mrs. Shantabai Kashalkar, B. A., and Miss Serene Dallas, M. A., both of them, ladies of culture and varied experience as teachers. A Deputy Superintendent was also appointed for the Urdu Schools, the person selected being Mr. Shaikh Ahmed Shaikh Amir, the most senior of the 3rd year Trained Teachers, the Committee had in its Urdu Schools department. All these three officers have by their work fully justified their choice. These appointments materially strengthened the hands of the three Superintendents, Messrs. A. R. Bhaiji, H. G. Anjaria and K. B. Padgaokar, under whose constant care and careful supervision, the Municipal Schools were kept at a high level of efficiency. The Superintendents and their Assistants personally conducted the annual examinations of all the Schools under their charge and paid them several visits, with and without notice. They also helped, as usual, the Government Educational Inspector and his Assistants in conducting the Vernacular 1Vth Standard Public Examination of the City, the results of which, however, were all cancelled by orders of the Director of Public Instruction owing to a great leakage of the questions, brought in the first instance to the notice of the Committee's Secretary. Revised Rules have been framed as the result of the mishap for regulating the examination in future and it is to be hoped they will fully achieve the end in view of providing a reliable general public test of merit. At the other public examinations of smaller dimensions open to them, the Municipal Schools cut, on the whole, a satisfactory figure. 24 students out of 40 sent up passed the Vernacular Final Examination, 9 in Marathi, 2 in Gujerathi and 13 in Urdu. The Urdu Schools tried for and won two Mary Carpenter Scholarships. Higher Classes in drawing exist only in the three Marathi Anglo-Vernacular Schools, the Committee maintains. 24 out of 38 students passed therefrom in Elementary Drawing and a Drawing Grant of Rs. 640 was won on that account from Government, a third whereof was given to Mr. H. V. Kamat, the Drawing Teacher concerned.

14. Of the minor items of progress a few may be specially mentioned. Besides the Government Middle School Scholarships, 6 per year, of Rs. 3 per mensem each and tenable for 3 years, the Committee gave during the year 116 Scholarships of the aggregate value of Rs. 309 per month (as against 67 scholarships of Rs. 208 per mensem of the previous year). Of these scholarships 84 of Rs. 187 were for Girls' Schools, 9 of Rs. 36 were for the Urdu Full Primary School at Nagpada and 23 of Rs. 86 were for Gujerathi and Marathi Nirashrit Schools. Rs. 5,950 were allotted for prize books, Rs. 2,150 for drawing materials and Rs. 3,800 for sewing materials as against Rs. 5,719, Rs. 2,430 and Rs. 3,000, respectively, of the previous year. Rs. 34,666 as against Rs. 28,771 represented the expenditure on school furniture and educational requisites, which latter embraced some very fine Alphabet and History and Geography Charts specially in Urdu.

15. Owing to the War conditions it has become more and more difficult to secure premises for Schools even at very high rent. Great difficulties were experienced in finding out premises for new schools opened during the year and only 2 of the old ones could be transferred to better premises. For 8 schools additional accommodation could however be secured, and in regard to others all that could be done was to pay special attention to sanitation and give encouragement to gardening in compounds as well as on terraces. The monthly contingent grants were for this purpose raised from Rs. 138 to Rs. 173 per mensem. It has to be observed with regret that owing to various difficulties no new Municipal owned school building came into existence during the year, and further progress in regard to the Rs. 10 lakhs scheme of new Municipal school buildings at Joint Government and Corporation cost is practically in abeyance.

16. The number of teachers increased during the year from 1,163 to 1,275. Two new teachers, each for Music, Drill, Drawing, Sewing and Knitting and three (one belonging to last year's addition) teachers for English in Girls' Schools were also added to the Special Teachers bringing the total to 71.

17. A great and novel step of advance was taken during the year in order to make better and adequate provision for the training of teachers. An increase of 20 was obtained in the 75 places reserved previously for the Committee's Bombay Stipendiaries in the Poona and the Ahmedabad Government Training Colleges for Males and Females, in addition to 5 more places for teachers deputed on full pay. The number actually maintained during the year was 5 teachers and 74 stipendiaries, 28 of them ladies, more fit persons not having been found willing to go. As an important supplement to this arrangement with Government, Training classes for all the three departments under the Schools Committee (Marathi, Gujerathi and Urdu Schools) were organised on an adequate basis at Bombay itself for training such of the Untrained Teachers of Bombay Schools—necessarily a very large number—as could not go or be sent to the Government Training Colleges or pass "from outside," the Training Certificate Examinations. Each set of these classes has been placed under competent Head Masters newly appointed, Mr. N. G. Limaye, B.A., L.T., Mr. C. L. Bakshi, B.A., L.T., and Mr. Shabbuddin Imam, retired Government Assistant Deputy Educational Inspector. These classes train up the teachers for the Government 1st Year Certificate as well as "the Qualified Teachers" Certificate, the latter of which is a local qualification of the Committee, a higher graded salary being instituted for those attaining the same. The Head Masters have also been entrusted with the retraining of teachers already employed in convenient batches taken in regular succession. These Committee's Training Classes together with the Seva Sadan's and the Vanita Vishram's Training Classes, for Dekkani and Gujerathi ladies, promise within a short distance of time to supply to Bombay Municipal Schools almost all the teachers they need, with minimum training qualifications of different time. During the year under review 68 out of 94 of the Committee's teachers passed the Qualified Teachers' test and 36 stipendiaries returned trained from the Poona and the Ahmedabad Colleges. 109 other teachers obtained *de novo* or higher Training Certificates as "outsiders." Besides these, a considerable number of trained teachers from outside was also taken into the Bombay service. In the result at the end of the year under review, there were in the Committee's service 622 trained teachers out of 1,275 as against 544 out of 1,163 of the previous year, the two percentages being nearly 50 and 47, respectively.

18. Taking separately the schools for Special Classes, there was an increase in the year of one school and one Girls' Class in Nirashrit or Depressed Class Schools and three in Night Schools, the total reached being 18 or rather 19 in the former case and 9 in the latter. The number of pupils in the Nirashrit Schools was 1,862, in the Night Schools 336 and in the 2 Mill-hand Schools 197, the corresponding figures for the previous year being 1,855, 214, 168.

19. Reference has been made in a preceding para. herein, to a new and elaborate scheme for increased grants to the Aided Primary Schools of Bombay having been formulated and submitted to the Corporation during the year, but still under their consideration. The additional grant, asked for, not being available, the Committee had to do the best it could with the Funds in hand, Rs. 89,413 were paid as grants to 173 schools as against Rs. 85,373 paid in the previous year to 163 schools.

20. The year under review was the third or the last year of the three years' experimental medical examination of the school children inaugurated in March 1917 with the new special features of (a) intimation to parents and guardians, (b) periodical re-examinations of marked cases and new admissions and (c) the provision of special cards, descriptive of ailments, to be presented at the Municipal Dispensaries as warrants for specially careful treatment. At the beginning of the year the staff consisted of Dr. G. V. Kher, L.M. & S., and Dr. Miss Gulbai Doctor, L.M. & S., as Inspector and Inspectress with Dr. V. D. Afinwala, L.M. & S., L.R.C.P. (Edin.) and Miss Tarabai Rajapurkar as their Assistants. With a view to have the round of at least the first visits to all the Municipal Schools completed fully in the course of the three years' period of the experimental examination, Dr. Afinwala was placed in independent charge from 1st September 1919. The work was completed as desired. Dr. Kher visited in the year 62 schools and examined 4,758 children. Dr. Afinwala visited in the course of his independent charge 44 schools, and examined 3,100 children. Dr. Miss Gulbai Doctor visited 58 schools, 44 out of them for re-examination of marked cases, the total of first examinations being about 1,300 and of re-examinations 2,000 were found to have some kind of ailment and cards were sent to the parents and guardians of an equal percentage thereof with good results in about 25 per cent. of cases. A summary of the Inspectors' three years' work is given under heading VIII following hereinafter. As the result of the experience gained in the course of the present experimental examination a new scheme for work on a revised and extended basis was evolved and sent to the Corporation for approval and sanction for introducing it on a permanent basis from the next year. Account thereof would find its proper place in next year's Administration Report.

III.—Municipal Schools and Attendance.

The following statement shows the number of Municipal Schools of the various descriptions which exist, and pupils attending them for the year under report and the previous year. The total increase in the year was 17 schools (10 Boys', 3 Girls', 1 Nirashrit and 3 Night Schools). The total increase in the number of pupils was 1,396, of which the Marathi Schools claimed 936, the Gujarathi Schools 320 and the Urdu Schools 140 :—

CLASSES OF SCHOOLS.	MUNICIPAL.			
	1919-20.		1918-19.	
	Schools.	Pupils.	Schools.	Pupils.
MARATHI.				
<i>Day Schools—</i>				
Middle Schools	3	224	3	324
Primary for boys	73	10,528	66	9,844
Do. for girls	37	3,903	35	3,706
Total	113	14,655	104	13,874
<i>Night Schools</i>	5	218	2	63
Total of Marathi Schools ...	118	14,873	106	13,937
GUJERATHI.				
<i>Day Schools—</i>				
Middle Schools	1	2	1	73
Primary for boys	36	3,975	35	3,641
Do. for girls	23	2,275	22	2,218
Total	60	6,253	58	5,932
<i>Night Schools</i>	1	20	1	21
Total of Gujerathi Schools ...	61	6,273	59	6,953
URDU.				
<i>Day Schools—</i>				
Primary for boys	53	5,351	50	5,223
Do. for girls	14	1,633	14	1,568
Total	67	6,984	64	6,791
<i>Night Schools</i>	4	98	4	151
Total of Urdu Schools ...	71	7,082	68	6,942
Grand Total of Marathi, Gujerati and Urdu Schools ...	250	28,228	233	26,832

The total number of 28,228 pupils shown above was the number on the rolls on 31st March 1920. The average monthly number of pupils for the year was 27,704 as against 26,066 of the previous year. The total number of Boys' Schools was 176 and that of the Girls' Schools 74 and of their pupils, respectively, 20,417 and 7,811. Of these 4 Boys' Schools and 1 Girls' School were Anglo-Vernacular, and 4 Boys' and 8 Girls' Schools were Full Primary ones. Of the 20,417 pupils of the Boys' Schools 2,337 were girls and of the 7,811 pupils of the Girls' Schools 173 were boys.

IV.—Finance.

The opening Balance of the School Fund was Rs. 44,066-2-5. The total receipts amounted to Rs. 12,85,632-9-5 as against Rs. 8,83,348-12-8 for the previous year. The contribution from the General Municipal Fund for the year was Rs. 12,36,920 (Rs. 9,61,600 regular contribution first given, Rs. 2,29,320 additional contribution for War Allowance and Rs. 46,000 for revision of scales of Teachers' salaries) as against Rs. 8,36,600 (Rs. 7,55,000 regular contribution and Rs. 81,600 additional contribution was for allowance) for the previous year. The income from fees rose from Rs. 43,870-13-0 to Rs. 45,458-10-0. The Trust Fund and other sources yielded Rs. 3,253-15-5. The total expenditure for the year was Rs. 12,87,211-8-11, being Rs. 4,33,774-1-4 in excess of the previous year. Nearly half of this great increase was due to a revised and substantially increased scale of salaries for Teachers having been given effect to, from the beginning of the year under review. Other causes of comparatively minor significance of the increase in expenditure were (1) the employment of additional teachers, (2) the securing of improved accommodation for Schools, (3) the opening of 17 new schools, (4) further equipments of the existing schools, and (5) increase in grants given to Aided Schools. The year closed with a balance of Rs. 42,487-2-11. The average cost per pupil including the cost of the supervising establishment comes to 42.4 as against 28.6 of the previous year, the rise being the result of the expenses under War Allowance and revised and raised scales of Teachers' salaries and increase in rents and general rise in the prices of the articles of School equipment. The figure of 42.4 was made up of Rs. 30.6 for teaching, Rs. 7.6 for house rent and Rs. 4.2 miscellaneous.

It has to be mentioned that the above statement takes no account of the special agreement with Government under which they have agreed to pay from 1918-19 half the net expenditure, the Corporation undergoes on Primary Education from year to year, in excess of the net budgetted expenditure for 1917-18. The latter amount is thus a fixed one and is assessed at Rs. 6,58,175. The Government contribution for the year under review under the arrangement mentioned above is calculated to be Rs. 2,90,161.

V.—Teachers.

The following table shows the total number of ordinary teachers in the different kinds of Municipal Schools for the year under review and the previous year. The trained and untrained teachers are also shown separately:—

Figures for the year 1919-1920.

Class of Teachers.	NUMBER OF TEACHERS.								
	Trained.			Untrained.			Total.		
	Male.	Female.	Total.	Male.	Female.	Total.	Male.	Female.	Total.
Marathi	258	96	354	214	88	302	472	179	651
Gujerathi	118	98	216	69	27	96	182	120	302
Urdu	62	...	62	178	82	260	240	82	322
Total	438	189	627	461	197	658	894	381	1,275

Figures for the year 1918-19.

Marathi	232	89	321	196	78	274	428	162	590
Gujerathi	104	78	182	67	88	155	171	111	282
Urdu	46	...	46	179	66	245	225	66	291
Total	382	167	549	442	172	614	824	339	1,163

The increase in the number of teachers during the year was 112. It was due to the opening of new schools, the growth in the pupils attending old schools and the demands of efficiency elsewhere. Twelve full time teachers were added during the year to the Special Teachers staff whose total at the end of the year stood as follows :—

Drawing Teachers	14
Drill Teachers	12
Music Teachers	12
Knitting Teachers	6
Sewing Mistress	16
English Lady Teachers	11
Total ...						<u>71</u>

To the above have to be added 13 Teachers of the Training Classes (3 Head Masters and 10 Assistants) and 107 peons and hamals. The total number of persons of superior and inferior services employed in the schools under the Committee's control thus comes to 1,466.

VI.—Inspection and Supervision.

Messrs. A. R. Bhaiji, B.A., H. G. Anjaria, M.A., LL.B., and K. B. Padgaokar, B.A., continued to hold the Offices of the Superintendents of the Urdu, the Gujarathi and the Marathi schools respectively. Mr. B. R. Manerikar, B.A., held the office of the Assistant Superintendent, Marathi Schools. The addition to the staff of two Assistant Lady Superintendents, Mrs. Kashalkar and Miss Dallas, and one Deputy Superintendent, Mr. Shaikh Ahmed Shaikh Amir, has already been mentioned. Mr. Bhaiji was on privilege leave for 1 month, May 1919, no acting Superintendent being appointed for the period owing to the Schools being then closed owing to the summer vacation. Mr. Padgaokar was on privilege leave for one month and 7 days and Mr. Anjaria for 1 month and 18 days, Mr. Manerikar, Assistant Superintendent and Mr. Trimbaklal M. Trevedi, Headmaster, Bhuleswar A. V. School, acting as Superintendents for them respectively. Mr. D. B. Kulkarni, Headmaster, Kamathipura A. V. School, acted for Mr. Manerikar. The number of visits paid to Schools was as follows :—Mr. Padgaokar 325; Mr. Manerikar 457; Mrs. Kashalkar (from October 1919) 220 and Mr. Kulkarni 39. Mr. Anjaria 304; Miss Dallas (from October 1919) 213; Mr. Trimbaklal 61; Mr. Bhaiji 188 and Mr. Shaikh Ahmed (from 17th October 1919) 180. I am glad to state that the Superintendents did their work well and so their Assistants. The Marathi Schools, it may be mentioned, were maintained in general at a high state of efficiency. The Gujarathi Schools made a near approach. The Urdu Schools have yet to make a good progress.

VII.—Retirements and Deaths of Teachers.

There was no retirement in the course of the year. There were 16 deaths as per the statement given below. Special regret has to be expressed for two of the dead teachers who had long and meritorious service to their credit :—(1) Waman Atmaram Samant, Headmaster, DeLisle Road Marathi School and (2) Abdul Aziz Ibrahim Khatib, Headmaster, Madanpura Urdu Boys' School.

Total No. of Teachers.	Marathi Schools.		Gujarathi Schools.		Urdu Schools.		Total.
	Male 472.	Female 179.	Male 182.	Female 120	Male 240.	Female 82	
Cause of Death.	The number of deaths.						
Taberculosis	1	1
Lung and Chest disease	1	1
Fevers ...	8	1	...	4
Plague or Cholera	2	...	2
Other causes ...	1	2	1	...	4
Pneumonia...	2	2
Influenza ...	1	1	2
Total ...	7	3	2	...	4	...	16

VIII.—*Medical Inspection.*

The work done by the Medical Inspectors engaged during the three years' experimental medical inspection instituted in 1917 and almost concluded in the course of the year under review may thus be briefly stated :—

- (1) Dr. G. V. Kher and Dr. Afinwala from April 1917 to August 1919, and Dr. Kher alone from August 1919 to March 1920 visited in all 162 schools and examined 13,227 children. Out of them 8,360 had one kind of defect or another. In 5,333 cases intimations of ailment were sent to the parents and guardians. 3,676 replies were received thereto, 1,215 choosing private treatment and 2,464 taking advantage of the Municipal Free Dispensaries.
- (2) Dr. Miss Gulbai Doctor visited in all 100 schools and examined 13,077 children, out of whom she found about 80 per cent. children having one kind of defect or another. Intimations were sent to the parents in 5,414 cases. 3,184 replies were received and in only 628 cases tickets for presentation at the Municipal Dispensaries were asked for and given.
- (3) Dr. V. D. Afinwala (8 months independent charge from September 1919) visited in all 44 schools and examined 3,100 boys and found about 60 per cent. boys having one kind of defect or another. Intimations were sent to the parents in 1,450 cases. 685 Sick Cards were issued for treatment at the Municipal Free Dispensaries.

The Schools Committee's Office, }
BOMBAY, 4th December 1920. }

D. G. PADHYE,
Secretary, Schools Committee.

Appendix A.

Statement of Income and Expenditure of the "School Fund" for the year 1919-20.

Receipts.	Amount.	Payments.	Amount.
	Rs. a. p.	A.—SCHOOLS.	Rs. a. p.
1. Balance on the 1st of April 1919	44,066 2 5	1. Head Masters and Teachers	6,19,530 0 8
2. Fees from Municipal Schools	45,458 10 0	2. Servants	20,579 8 4
3. Contribution from the General Municipal Fund..	12,36,920 0 0	3. Rent	2,15,808 12 6
4. Government Grants-in-Aid towards buildings	4. Cost of Class Books	1,785 5 1
5. Interest on Endowments or Investments ...	2,558 5 0	5. School Furniture	19,500 8 6
6. Miscellaneous	700 10 5	6. Prizes	5,907 14 6
		7. Contingencies and Miscellaneous	44,430 11 0
		8. Scholarships in Schools	887 0 0
		9. Stipends of Students under training as Vernacular Teachers	11,904 6 1
		10. Superintendents' Establishment	23,266 10 10
		11. Grants-in-Aid to Primary Schools	89,418 7 0
		12. Library and Museum	1,618 14 8
		13. Medical Inspection	5,750 0 11
		14. War Allowance	8,22,917 5 1
		B.—BUILDINGS.	
		1. Municipal Original Works
		2. Repairs to Municipal School Houses	8,461 5 11
		Balance on 31st March 1920	42,437 2 11
Total Rs. ...	18,29,698 11 10	Total Rs. ...	18,29,698 11 10

The Schools Committee's Office,
BOMBAY, 4th December 1920.

D. G. PADHYE,
Secretary, Schools Committee.

Appendix B.

Balance Sheet of the "School Fund" for the year 1919-20.

LIABILITIES.	Rs. a. p.	ASSETS.	Rs. a. p.
To Deposit Account	4,972 7 5	By Bank of Bombay, Government, &c., Paper Deposit Account	62,000 0 0
" Harkisondas Brijlal Prize Fund—		" Bank of Bombay, Surplus Cash, Government, &c., Paper Deposit Account	10,801 0 0
Principal Rs. 500 0 0		" Bank of Bombay on account of Securities from Contractors	2,200 0 0
Interest 28 14 5	528 14 5	" Advance Account—	
" Dr. Blaney Prize Fund—		To the Secretary Rs. 130 0 0	
Principal Rs. 1,000 0 0		Superintendent—	
Interest 64 15 11	1,064 15 11	Marathi Schools ... Rs. 30 0 0	
" Madhavdas Raghunathdas Prize Fund—		Gujerati " " 20 0 0	
Principal Rs. 500 0 0		Urdu " " 20 0 0	
Interest 29 4 0	529 4 0		200 0 0
" Jivore Lalubhai Scholarship, &c., Fund—		" Advance, Miscellaneous	80 0 0
Principal Rs. 1,000 0 0		" Actual Cash Balance—	
Interest 616 7 0	1,616 7 0	In Bank of Bombay ... Rs. 89,487 18 6	
" Choobai S. Bengalee Prize Fund—		Office Treasury ... " 25 9 8	
Principal Rs. 1,000 0 0			89,618 6 9
Interest 59 8 2	1,059 8 2		
" Lady Hardinge Prize Fund—			
Principal Rs. 1,200 0 0			
Interest 111 6 1	1,311 6 1		
" B. S. Taxi Scholarship and Prize Fund—			
Principal Rs. 1,100 0 0			
Interest 40 18 4	1,140 18 4		
" War Loan Prize Fund—			
Principal Rs. 2,900 0 0			
Interest 218 9 8	3,118 9 8		
" Rambhabai Laldas Parbhudas Endowment Scholarship Fund—			
Principal Rs. 10,000 0 0			
Interest 192 10 0	10,192 10 0		
" Parmanand Raja Endowment Fund—			
Principal Rs. 13,800 0 0			
Interest 820 0 0	14,620 0 0		
" Bai Valibai Vallabhdas Endowment Fund—			
Principal Rs. 29,000 0 0			
Interest 158 0 10	29,158 0 10		
" Paper Deposit from Contractors—			
Principal Rs. 2,200 0 0			
Interest 26 8 0	2,226 8 0		
" Donation for Training Urdu Teachers	2 0 0		
" N. S. Bengalee Donation	4 0 0		
" Cutchi Memon Scholarship	28 0 0		
" S. M. Edwardes Scholarships	189 0 0		
" Cash Deposits from Contractors	500 0 0		
" Income and Expenditure Account—			
Balance on 31st March 1920	42,487 2 11		
Total Rs. ...	1,14,744 6 9	Total Rs. ...	1,14,744 6 9

The Schools Committee's Office,
BOMBAY, 4th December 1920.

D. G. PADHYE,
Secretary, Schools Committee.

Appendix C.*The Aided Schools.*

The following table shows the number of Aided Schools with the attendance thereat. The amount of grant paid to them from the "School Fund" during the year 1919-20 was Rs. 89,413-7-0 as against Rs. 85,373-11-0 for the previous year:—

CLASSES OF SCHOOLS.	AIDED.			
	1919-1920.		1918-19.	
	Schools.	Pupils.	Schools.	Pupils.
MARATHI.				
<i>Day Schools—</i>				
Primary for boys	50	4,194	47	4,299
Do. for girls	17	1,425	17	1,296
Total	67	5,619	64	5,595
<i>Night Schools</i>	21	563	21	452
Total of Marathi Schools ...	88	6,182	85	6,047
GUJERATHI.				
<i>Day Schools—</i>				
Primary for boys	37	4,965	35	4,655
Do. for girls	27	3,561	27	3,381
Total	64	8,526	62	8,036
<i>Night Schools</i>	3	145	2	105
Total of Gujerati Schools ...	67	8,671	64	8,141
URDU.				
<i>Day Schools—</i>				
Primary for boys	7	838	7	1,029
Do. for girls	2	527	2	594
Total	9	1,365	9	1,623
<i>Night Schools</i>	6	368	2	109
Total of Urdu Schools ...	15	1,733	11	1,732
<i>Tamil Day Schools</i>	1	31	1	54
<i>Hindi Day Schools</i>	2	267	2	207
Grand Total of Marathi, Gujerati, Urdu, Tamil and Hindi Schools ...	173	16,884	163	16,181

The Schools Committee's Office,
BOMBAY, 4th December 1920.

D. G. PADHYE,
Secretary, Schools Committee.

Appendix D.*Race of Pupils.*

The number of pupils in the Municipal and Aided Schools according to their races was as under:—

Race.	1919-20.			1918-19.		
	Municipal.	Aided.	Total.	Municipal.	Aided.	Total.
Jews	54	...	54
Europeans and Eurasians
Portuguese and Native Christians	121	500	621	121	420	541
Hindus	20,107	8,132	28,239	18,750	7,820	26,570
Mahomedans	7,579	3,504	11,083	7,480	3,588	11,068
Buddhists
Parsis	303	4,226	4,529	236	3,807	4,043
Others	62	522	584	245	546	791
Sikhs	2	...	2
Total ...	28,228	16,884	45,112	26,832	16,181	43,013

Appendix E.*Unrecognized and Unaided Primary Schools.*

The following is a rough estimate of the number and attendance in Unrecognized and Unaided Primary Schools in Bombay City:—

Class of Schools.	Number of	
	Schools.	Pupils.
MARATHI.		
Primary for boys	} 16	{ 843 Boys. 99 Girls.
Do. for girls		
Total ...	16	942
GUJERATHI.		
Primary for boys	} 29	{ 1,763 Boys. 1,477 Girls.
Do. for girls		
Total ...	29	3,240
URDU.		
Primary for boys	} 22	{ 917 Boys. 389 Girls.
Do. for girls		
Total ...	22	1,256
Grand Total of Marathi, Gujerathi and Urdu Schools...	67	5,438

THE SCHOOLS COMMITTEE'S OFFICE, }

BOMBAY, 4th December 1920. }

D. G. PADHYE,

Secretary, Schools Committee.

Appendix F.

THE PROGRESS OF PRIMARY EDUCATION IN BOMBAY.

A. Under the Joint Schools Committee.

Year.	No. of Schools.	Increase or Decrease.	No. of pupils.	Increase or Decrease.	Average monthly No. of pupils on rolls.	Increase or Decrease.	Total expenditure.	Increase or Decrease.
							Rs.	Rs.
* 1890-91...	62	...	6,134	81,861	...
† 1908-09...	102	+40	10,314	+4,180	2,54,888	+1,73,027

* Being the first year of the Joint Schools Committee.

† Being the last year.

B. Under the (Municipal) Schools Committee from year to year.

1909-10...	114	+ 12	11,559	+1,245	2,88,202	+ 33,314
1910-11...	127	+ 13	13,255	+1,696	3,30,890	+ 42,688
1911-12...	142	+ 15	15,861	+2,606	3,38,263	+ 7,373
1912-13...	160	+ 18	16,746	+ 885	3,78,088	+ 39,825
1913-14...	174	+ 14	18,846	+2,100	4,37,815	+ 59,727
1914-15...	179	+ 5	18,046	- 800	4,77,963	+ 40,148
1915-16...	183	+ 4	21,669	+3,623	5,02,173	+ 24,210
1916-17...	195	+ 12	23,987	+2,318	22,829	...	5,68,398	+ 66,225
1917-18...	211	+ 16	28,377	+4,390	25,103	+ 2,274	6,95,243	+1,26,845
1918-19...	233	+ 22	26,832	-1,545	26,066	+ 963	8,53,437	+1,58,194
1919-20...	250	+ 17	28,228	+1,396	27,704	+ 1,638	12,87,211	+4,33,774

THE SCHOOLS COMMITTEE'S OFFICE,
BOMBAY, 4th December 1920.

D. G. PADHYE,
Secretary, Schools Committee.

Appendix G.

STATEMENT, showing the new Schools opened during the last 5 years and their progress.

Name of School.	The year when it was opened and the number at the end of that year.					The number on 31st March 1920.	The number to-day, i.e., end of Oct. 1920.
	1915-1916.	1916-1917.	1917-1918.	1918-1919.	1919-1920.		
<i>Marathi Schools.</i>							
Madanpura Nirashrit School	82	110	120	120	144	144	154
Lord Harris Girls'	83	75	86	98	78	78	92
Thakurdwar Girls'	140	199	176	192	192	250
Chinchpogli ,,	75	95	116	102	102	111
Fort Boys' School	128	146	123	112	112	131
Grant Road Boys'	95	136	120	143	143	150
Carpenter St. ,,	21	144	154	157	157	212
Khetwadi Girls'	22	42	70	60	60	69
Charni Road ,,	50	83	109	92	92	139
Colaba Girls'	45	64	53	53	76
Lower Parel	82	83	79	79	86
Elphinstone Bridge Girls'	35	36	69	69	73
Walkeshwar L. P. Boys' School	30	125	131	131	141
Supari Baug Road	201	126	227	227	263
Chinchpogli Night	33	50	70	70	70
Parel Girls'	86	92	101	101	94
Grant Road Girls'	102	100	100	110
Mazgaum Girls'	64	84	84	100
Lower Parel Mill	62	72	72	67
De Liale Road Mill	106	125	125	140
Cavel St. Boys'	19	74	74	80
Dhobi Talao Nirashrit School	106	129	129	115
Tardeo Night School	20	35	35	44
Dadar Girls'	71	48	48	56
Parel Bhoiwada Girls' School	16	69	69	81
Kamathipura Night	30	30	50
Princess Street Boys'	96	96	130
Poibavdi Boys'	83	83	106
Kalbadevi L. P.	51	51	59
Naviwadi Girls'	58	58	80
Jackeria Bunder Boys'	40	40	80
Prabhadevi Boys'	42	42	150
Prabhadevi Girls'	11	11	39
Breach Candy Rd. Boys'	87	87	127
Sleater Road Boys'	54	54	112
Prabhadevi Night	72	72	30
Ghodapdeo ,,	11	11	117

Name of School.	The year when it was opened and the number at the end of that year.					The number on 31st March 1920.	The number to-day, i.e., end of Oct. 1920.
	1915-1916.	1916-1917.	1917-1918.	1918-1919.	1919-1920.		
<i>Gujerathi Schools.</i>							
Prabhadevi Nirashrit Night School ..	28	11	16	21	20	20	18
Mandvi Girls'	41	39	85	61	58	58	97
Princess St. Girls'	7	78	102	98	98	105
Fort Girls'	136	112	87	87	123
Masjid Bunder Boys'	80	71	62	62	26
Grant Road Girls'	40	29	45	45	63
Parel Girls'	70	70	64	64	80
Fort Nirashrit	13	27	103	103	87
Walkeshwar Boys'	97	96	96	133
Parel Bhoiwada Girls' School..	51	40	40	62
Parel Bhoiwada L. Primary Boys'	20	36	36	30
Mahim Girls'	44	44	52
Elphinstone Bridge Nirashrit School..	67	67	63
<i>Urdu Schools.</i>							
Kolsa Moholla Girls'	100	129	139	148	114	114	112
Parel Night School	20	18	19	19	19	18
Wadi Bunder Girls'	44	65	56	74	74	60
Morland Road Girls'	164	260	155	96	96	94
Shivdi Boys'	60	113	103	99	99	71
Matunga Urdu Boys'	44	41	34	34	40
Sarsang St. Boys'	135	51	41	41	40
Walkeshwar Boys'	40	25	24	24	26
Tardeo Boys'	42	101	100	100	93
Sukhalaji St. Boys'	50	55	55	39
Supari Baugh-Boys'	25	50	50	36
Jacob Circle Boys'	123	135	135	150
Khara Talao Girls'	110	116	116	98
Falkland Road Girls'	75	60	60	55
Morland Road Girls'	100	82	82	94
Yacub St. Girls'	100	113	113	122
Bhawnagri Moholla Girls'	133	116	116	110
Imamwada Girls'	56	64	64	60
Tomkar St. Girls'	83	76	76	75
Umarkhadi Boys'	60	60	66
Khoja Moholla Boys'	105	105	81
Sankh St. Boys'	105	105	130

SCHOOLS COMMITTEE'S ADMINISTRATION REPORT

FOR

1919-20.

Appendix H.—Part A.

List of the Bombay Municipal Schools.

PRIMARY SCHOOLS IN

Annex to Report

Ward.	Section.	Population of Primary School-going Age Estimate of children from 7 complete to 12 complete both inclusive per census of 1911.	Name of School.	Where Situated.	Description. (a) Municipal or Aided. (b) Marathi, Gujarati or Urdu.	Number of Pupils on Roll.		
						Boys.	Girls.	Total.
A	Upper Colaba.	129	Colaba Boys' School	No. 379-81, Colaba Causeway Post, Colaba.	Municipal, Marathi	122	..	122
"	Do.	129	Upper Colaba Nirashrit School.	No. 19-21, Shroff Street, Post 5, Colaba.	Do.	101	4	105
"	Do.	129	Colaba Girls' School	No. 379-81, Colaba Causeway Post, Colaba.	Do.	..	63	63
"	Do.	129	Colaba Boys' School	Colaba Causeway, Temperance Hall Building, Post, Colaba.	Municipal, Gujarathi	25	7	32
"	Do.	129	Do.	No. 22, Colaba Hamal Road Post, Colaba.	Municipal, Urdu	26	8	34
"	Fort South	238	Fort Nirashrit Boys' School	Shroff Street, Causeway Post, Colaba.	Municipal, Gujarathi	77	26	103
"	Fort North	2,116	Fort Boys' School	Frere Road, Fort	Municipal, Marathi	89	23	112
"	Do.	2,116	Do.	No. 216-220, Bohra Bazar Street, Fort, Post G. P. O.	Municipal, Gujarathi	81	..	81
"	Do.	2,116	Fort Girls' School	Makanjee Khalaw's House, Bazar Gate Street, Bombay, G. P. O.	Do.	..	87	87
"	Do.	2,116	Do.	Old Modikhans, Fort, Bombay, G. P. O.	Municipal, Urdu	83	39	102
"	Esplanade	1,480	Crawford Market Nirashrit Boys' School.	Sitaram Buildings, F Block, Faltan Road, G. P. O.	Municipal, Marathi	124	12	136
"	Do.	1,480	Lord Harris Boys' School	No. 3707 (3), Street No. 7, Carnac Road, Fort.	Do.	215	..	215
"	Do.	1,480	Lord Harris Girls' School	Do. do.	Do.	..	78	78
B	Mandvi	2,767	Mandvi Boys' School	No. 19-25, Kasi Syed Street, Avate's House, Post Mandvi	Do.	40	4	44
"	Do.	2,767	Dana Bunder Boys' School	J Plot, Chinch Bunder near Elphinstone Bridge, P. O. Umerkhadi.	Municipal, Marathi	111	4	115
"	Do.	2,767	Bhat Bazar Boys' School	No. 508, 510, Bhat Bazar, Haje Building, Banyan Road, Post Umerkhadi.	Municipal, Gujarathi	32	1	33
"	Do.	2,767	Mandvi Boys' School	Ram Building, Katba Bazar Mandvi, Post Mandvi.	Do.	34	..	34
"	Do.	2,767	Musjid Bunder Boys' School	Near the Bridge, Musjid Bunder Road, Post Mandvi.	Do.	62	..	62
"	Do.	2,767	Rangari Street Boys' School	Barbhava Moholla, Laxmi Building, Post Mandvi.	Do.	60	..	60
"	Do.	2,767	Walpakhadi Nirashrit Boys' School.	Walpakhadi, Post Umerkhadi	Do.	88	35	123
"	Do.	2,767	Mandvi Girls' School	Ram Building, Katba Bazar, Mandvi Post Mandvi.	Do.	..	58	58
"	Do.	2,767	Musjid Bunder Girls' School	No. 295-297, Musjid Bunder Road, Post Mandvi.	Do.	..	52	52
"	Do.	2,767	Bhownagri Mohalla Boys' School.	No. 469, Bhownagri Moholla, Post Mandvi.	Municipal, Urdu	113	..	113
"	Do.	2,767	Rangari Moholla Boys' School.	No. 67-69, Rangari Moholla, Post Mandvi.	Do.	35	42	77
"	Do.	2,767	Khoja Moholla Boys' School	Khoja Moholla, Nishanpada Road, Munda Lane, Bombay No. 9.	Do.	47	58	105
"	Do.	2,767	Bhownagari Moholla Girls' School	No. 469, Bhownagari Moholla, Bombay No. 3.	Do.	..	116	116
"	Do.	2,767	Kolsa Moholla Boys' School	No. 123-129, Kolsa Moholla, Post Mandvi.	Do.	71	..	71
"	Do.	2,767	Kolsa Moholla Girls' School	No. 87-99, Kolsa Moholla, Post Mandvi.	Do.	..	114	114
"	Umerkhadi	3,806	Jairajbhai Peerbhai Girls' School.	Dongri Street, Mahomed Yusuf Khakhatay's House, Post Umerkhadi.	Municipal, Gujarathi	18	36	54
"	Do.	3,806	All Umar Street Lower Primary School.	Nos. 78-80, All Umar Street, Mistry Moholla, Post Umerkhadi.	Municipal, Urdu	76	174	90
"	Do.	3,806	Umerkhadi Boys' School	No. 118, near the Jail Road, Dongri Building 9.	Do.	27	33	60
"	Do.	3,806	Wari Bunder Boys' School	No. 22, Mazagaon Road, Post Mazagaon	Do.	51	..	51
"	Do.	3,806	Wadi Bunder Girls' School	Do. do.	Do.	..	74	74
"	Dongri	2,270	Dongri Nirashrit Boys' School.	No. 7 A, Umerkhadi, P. O. Umerkhadi.	Municipal, Marathi	102	4	106
"	Do.	2,270	Dongri 2nd Grade A. V. School.	Umerkhadi Jail Road, Post Umerkhadi.	Do.	211	..	211

BOMBAY WITH DETAILS.

for 1919-1920.

Number of Teachers.			Annual Expenditure exclusive of Supervision and Medical Inspection Charges.					Annual Expenditure per head of Pupil.	Annual Grant to Aided Schools per head of Pupil.	Average rate of Fees charged.	Result of IVth Standard Examination (conducted by the Government Deputy Educational Inspector with help from the Superintendent's Municipal Schools).	
Males.	Females.	Total.	Teachers' salaries.	Pays of other servants.	Rent, if any.	Contingencies, &c.	Total.				Appeared.	Passed.
			Rs. a. p.	Rs. a. p.	Rs. a. p.	Rs. a. p.	Rs. a. p.	Rs. a. p.				
6	..	6	4,130 0 0	1,320 0 0	252 0 0	5,702 0 0	46 12 0	As. 4 & 2		
3	..	3	1,620 11 4	540 0 0	84 0 0	2,444 11 4	23 4 0	As. 4 & 2		
..	3	3	1,771 0 0	223 0 0	600 0 0	52 0 0	2,651 0 0	42 1 0	As. 2 & 1		
..	..	2	1,024 0 0	600 0 0	48 0 0	1,672 0 0	52 4 0	As. 4, 2 & 1.		
2	..	2	1,708 12 11	480 0 0	52 8 0	2,241 4 11	65 15 0	As. 4 & 2		
4	..	4	1,424 8 10	19 0 0	360 0 0	48 0 0	1,851 8 10	18 0 0		
6	..	6	3,603 10 11	1,100 0 0	72 0 0	4,775 10 11	42 10 0	As. 4, 2 & 1.		
4	..	4	2,674 0 0	1,320 0 0	85 0 0	4,079 0 0	50 8 0	As. 4 & 2		
..	5	5	3,156 6 1	199 7 8	1,110 0 0	52 0 0	4,517 13 9	51 15 0	As. 4, 2 & 1		
5	1	6	3,153 7 10	101 11 7	1,625 0 0	60 0 0	4,940 8 5	48 7 0	As. 4 & 2		
5	..	5	3,022 3 2	900 0 0	170 14 0	4,093 1 2	30 2 0	As. 4 & 2		
11	..	11	7,598 0 0	225 0 0	267 0 0	8,086 0 0	37 9 0	As. 4 & 2		
..	4	4	2,423 0 0	232 0 0	210 0 0	2,865 0 0	36 12 0	As. 2 & 1		
3	..	3	2,373 0 0	1,140 0 0	54 0 0	3,567 0 0	31 1 0	As. 4, 2 & 1		
6	..	6	3,117 0 0	1,080 0 0	72 0 0	4,269 0 0	37 2 0	As. 4, 2 & 1		
2	..	2	1,185 0 0	600 0 0	48 0 0	1,833 0 0	55 9 0	As. 4, 2 & 1		
3	..	3	2,313 9 0	1,200 0 0	48 0 0	3,561 9 0	104 12 0	As. 4, 2 & 1		
3	..	3	1,775 1 7	900 0 0	48 0 0	2,723 1 7	43 15 0	As. 4 & 2		
3	..	3	2,592 0 0	1,020 0 0	44 0 0	3,656 0 0	60 15 0	As. 4 & 2		
4	1	5	2,048 11 9	226 0 0	480 0 0	60 0 0	2,814 11 9	22 14 0	NH.		
..	3	3	1,775 7 2	237 10 1	1,020 0 0	50 0 0	3,088 1 3	53 2 0	As. 4, 2 & 1		
..	3	3	1,423 1 6	257 13 2	1,200 0 0	48 0 0	2,933 14 8	56 6 0	As. 4, 2 & 1		
6	..	6	3,530 0 0	1,630 0 0	81 0 0	5,341 0 0	47 4 0	As. 4 & 2		
5	1	6	3,103 0 0	252 0 0	1,080 0 0	48 0 0	4,480 0 0	53 5 0	As. 4 & 2		
3	2	5	1,736 0 0	105 0 0	840 0 0	48 0 0	2,729 0 0	26 0 0	As. 4 & 2		
..	4	4	1,630 0 0	242 0 0	48 0 0	1,980 0 0	17 1 0	As. 4 & 2		
4	..	4	1,943 8 10	487 6 0	70 0 0	2,860 14 10	40 5 0	As. 4 & 2		
..	4	4	2,160 0 0	706 8 0	48 0 0	2,914 8 0	25 9 0	As. 4 & 2		
..	4	4	2,262 0 0	229 0 0	456 0 0	72 0 0	3,019 0 0	55 15 0		
3	..	3	1,472 9 0	NH.	432 0 0	60 0 0	1,964 9 0	21 13 0	NH.		
2	1	3	1,000 5 2	885 0 0	54 0 0	1,939 5 2	32 3 0	As. 2 & 1		
3	..	3	2,742 0 0	900 0 0	48 0 0	3,600 0 0	72 6 0	As. 4 & 2		
..	2	2	1,082 0 0	254 0 0	900 0 0	48 0 0	2,284 0 0	30 14 0	Anna 1		
5	..	5	2,880 8 10	1,440 0 0	100 14 6	4,421 7 4	41 11 0	Free		
13	..	13	8,553 14 10	3,000 0 0	117 0 0	12,270 14 10	53 2 0	Rs. 1, As. 4 & 2		

Examination for this year was cancelled in toto, owing to leakage of questions discovered.

The was to be covered.

Ward.	Section.	Population of Primary School-going Age. Estimate of children from 7 complete to 12 complete both inclusive per census of 1911.	Name of School.	Where Situated.	Description (a) Municipal or Aided. (b) Marathi, Gujarathi or Urdu.	Number of Pupils on Roll.		
						Boys.	Girls.	Total.
B	Dongri	2,270	Memonwada Boys	Old Nagpada, Sandhurst Road, Post Umerkhadl.	Municipal, Marathi	76	2	78
"	Do.	2,270	Dongri Girls' School	Umerkhadl Jail Road Post, Umerkhadl.	Do.	81		81
C	Market	2,514	Nagdevi Girls' School	518-520, Abdul Raheman Street, Post Mandvi.	Do.	34		34
"	Do.	2,514	Nagdevi Boys' School	No. 464-66, Abdul Raheman Street, Post Mandvi.	Do.	17		17
"	Do.	2,514	Bangari Street Girls' School	No. 61-69, Bhajipala Lane, Post Mandvi.	Municipal, Gujarathi	51	30	81
"	Do.	2,514	Bengalipura Boys' School	At the end of old Bengalipura, Post Mandvi.	Municipal, Urdu	44	63	107
"	Do.	2,514	Sarang Street Boys' School	No. 612-614, Bangdi Bazar, Abdul Raheman Street, Post Mandvi.	Do.	23	18	40
"	Dhobi Talao	2,223	Dhobi Talao Nitrashrit School	Sonapur Lane, Post Kalbadevi	Municipal, Marathi	117	13	129
"	Do.	3,223	Dhobi Talao Boys' School	No. 36, 37, Old Sonapur Lane	Municipal, Urdu	55	46	101
"	Do.	2,233	Nagaras Raghunathdas Boys' School.	No. 56, Dady Seth Aglary Road, Post Kalbadevi.	Municipal, Gujarathi	186		186
"	Do.	2,233	C. P. Tank Boys' School	No. 186, End of Kumbhar Tukda, Thakurdwar Road, Post Kalbadevi.	Do.	204		204
"	Do.	2,233	C. P. Tank Girls' School	Do. do.	Do.		80	80
"	Kspianade	2,233	Kika Street Girls' School	No. 7-19, Kika Street, Post Kalbadevi.	Do.		142	142
"	Do.	2,233	Valbai Girls' School	No. 54, Dady Seth Aglary Lane, Post Kalbadevi.	Do.		253	253
"	Do.	2,233	Vithalwadi Boys' School	Fanaswadi 2nd Lane, Post Kalbadevi.	Municipal, Marathi	140		140
B	Mandvi	2,233	Naviwadi Girls' School	Do. do.	Do.		58	58
"	Do.	2,233	Breach Candy Road Boys' School.	Naviwadi Lane, Post Kalbadevi	Do.	70	17	87
"	Do.	3,038	Carpenter Street Boys' School.	No. 74, Isak Building, near Mahadeo Temple, Sandhurst Road, Post Girgaum.	Do.	139	18	157
"	Do.	3,038	Cavel Street Boys' School	No. 115, Cavel Street, Post Kalbadevi.	Do.	64	10	74
"	Do.	3,038	Kalbadevi Lower Primary Boys' School.	No. 236, Angre's Wada, Kalbadevi Road, Post Kalbadevi.	Do.	51		51
"	Do.	3,038	Princess Street Boys' School	Princess Street, New Line, Bombay No. 2.	Do.	78	18	96
"	Do.	3,038	Thakurdwar Boys' School	No. 434, Girgaon Road, Naka of Thakurdwar, Post Kalbadevi.	Do.	200		200
"	Do.	3,038	Kalbadevi Girls' School	No. 236, Kalbadevi Road, Angre's Wada, Post Kalbadevi.	Do.		59	59
"	Do.	3,038	Thakurdwar Girls' School	No. 434, Girgaon Road, Naka of Thakurdwar, Post Kalbadevi.	Do.		192	192
"	Do.	3,038	Bhuleshwar 2nd Grade A. V. School.	Over Bhuleshwar Market, Post Kalbadevi.	Municipal, Gujarathi	382		382
"	Do.	3,038	Buddhiwardhak Boys' School.	No. 160, Kalbadevi Road, Post Kalbadevi.	Do.	242		242
"	Do.	3,038	Kapad Bazar Boys' School	No. 506-507, Shaik Memon Street, Post Kalbadevi.	Do.	152		152
"	Do.	3,038	Lord Harris Boys' School	Princess Street, The New Piece-Goods Bazar Co.'s House, Post Kalbadevi.	Do.	101		101
"	Do.	3,038	Bhuleshwar Girls' School	Over Bhuleshwar Market, Bhuleshwar, Post Kalbadevi.	Do.		180	180
"	Do.	3,038	Bhuleshwar Lower Primary Girls' School.	Bamji Keahaoji's House, 2nd Bholwada, Bhuleshwar, Post Kalbadevi.	Do.		66	66
"	Do.	3,038	Kalbadevi Girls' School	No. 189-203, Kalbadevi Road, Post Kalbadevi.	Do.		315	315
"	Do.	3,038	Kapad Bazar Girls' School	Vithalwadi, Seth Fursottam Govindji's House, Post Kalbadevi.	Do.		113	113
"	Do.	3,038	Princess Street Girls' School	The New Piece-Goods Bazar Co.'s House, Princess Street, Post Kalbadevi.	Do.		98	98
"	Kumbharwada	2,308	Permanand Raji Boys' School.	No. 191, Kumbharwada 2nd Lane, Durgadevi, Post Girgaon.	Municipal, Marathi	164		164
"	Do.	2,308	Durgadevi Girls' School	No. 225, Kumbharwada Road, Kitta Bhandari Hall, Post Girgaum.	Do.		99	99
"	Do.	2,308	Bhendy Bazar Boys' School	No. 80-82, Bhendi Bazar, Haji Building, Banyan Road, Post Umerkhadl.	Municipal, Gujarathi	114	19	133

Number of Teachers.			Annual Expenditure exclusive of Supervision and Medical Inspection Charges.					Annual expenditure per head of Pupl.	Annual Grant to Aided Schools per head of Pupl.	Average rate of Fees charged.	Result of 4th Standard Examination (conducted by the Government Deputy Educational Inspector with help from the Superintendent's Municipal Schools).	
Males.	Females.	Total.	Teachers' salaries.	Pays of other servants.	Rent, if any.	Contingencies, &c.	Total.				Appeared.	Passed.
			Rs. a. p.	Rs. a. p.	Rs. a. p.	Rs. a. p.	Rs. a. p.	Rs. a. p.				
3	..	3	1,980 0 0	72 0 0	2,052 0 0	28 14 0	As. 4, 2 & 1		
..	4	4	2,389 7 7	248 7 2	1,200 0 0	54 0 0	3,891 14 9	48 0 0	As. 2 & 1		
..	2	2	1,356 0 0	264 0 0	660 0 0	48 0 0	2,328 0 0	68 8 0	As. 4 & 2		
2	..	2	1,284 0 0	720 0 0	48 0 0	2,052 0 0	120 11 0	As. 4, 2 & 1		
..	6	6	3,817 0 0	228 0 0	1,440 0 0	48 0 0	5,533 0 0	68 5 0	As. 4 & 2		
4	1	5	2,500 0 0	22 0 0	900 0 0	48 0 0	3,082 0 0	28 18 0	As. 4, 2 & 1		
4	1	5	3,392 15 0	242 0 0	1,260 0 0	48 0 0	4,942 15 0	123 9 0	As. 2 & 1		
5	..	5	2,315 0 0	1,580 0 0	84 0 0	3,929 0 0	28 8 0	Free.		
3	1	4	1,980 0 0	28 0 0	840 0 0	60 0 0	3,108 0 0	30 12 0	As. 4, 2 & 1		
9	..	9	4,758 8 0	1,021 1 10	1,800 0 0	76 0 0	7,656 9 10	41 2 0	As. 8 & 4		
8	..	8	4,952 11 1	1,140 0 0	48 0 0	6,140 11 1	30 2 0	As. 8 & 4		
..	5	5	3,515 4 8	272 0 0	960 0 0	48 0 0	4,796 4 8	59 15 0	As. 4, 2 & 1		
..	7	7	3,129 1 9	263 9 11	780 4 0	48 0 0	4,220 15 8	29 11 0	As. 4, 2 & 1		
..	13	13	7,154 0 0	500 0 0	2,520 0 0	96 0 0	10,270 0 0	40 9 0	As. 4, 2 & 1		
8	..	8	6,318 0 0	2,020 0 0	96 0 0	9,034 0 0	64 8 0	As. 8 & 4		
..	3	3	889 0 7	152 0 0	800 0 0	32 0 0	1,873 9 7	32 5 0	As. 2 & 1		
3	..	3	149 0 0	12 0 0	15 0 0	166 0 0	1 15 0	As. 8 & 4		
7	..	7	3,655 5 10	1,920 0 0	105 3 0	5,680 8 10	36 3 0	As. 4, 2 & 1		
2	..	2	1,300 15 0	900 0 0	84 9 0	2,285 8 8	30 14 0	As. 4, 2 & 1		
2	..	2	898 0 0	595 0 0	35 0 0	1,523 0 0	29 16 0	As. 4 & 2		
4	..	4	1,830 0 0	242 0 0	55 0 0	2,127 0 0	22 3 0	As. 4 & 2		
11	..	11	6,628 14 0	1,560 0 0	460 9 0	8,649 7 0	43 4 0	As. 8 & 4		
..	3	3	2,572 4 4	261 8 3	740 0 0	84 0 0	3,657 12 7	62 0 0	As. 4 & 2		
..	9	9	4,502 0 0	89 0 0	1,037 0 0	106 0 0	5,734 0 0	29 14 0	As. 4 & 2		
20	..	20	14,383 0 0	660 0 0	900 0 0	108 0 0	16,051 0 0	42 0 0	Rs. 1, As. 8 & 4		
10	..	10	7,009 6 2	41 12 9	2,940 0 0	71 14 0	10,069 0 11	41 9 0	As. 8 & 4		
10	..	10	7,152 3 10	2,280 0 0	98 0 0	9,523 3 10	62 11 0	As. 8 & 4		
8	..	8	4,818 0 0	1,320 0 0	108 0 0	6,246 0 0	32 11 3	As. 8 & 4		
..	9	9	6,370 3 6	239 8 3	52 0 0	6,661 11 3	37 0 0	As. 4, 2 & 1		
..	4	4	1,729 1 10	239 4 6	1,200 0 0	48 0 0	3,216 6 4	48 11 7	Anna 1		
..	17	17	11,337 6 10	452 14 0	3,780 0 0	98 0 0	15,668 4 10	49 11 10	As. 4, 2 & 1		
..	6	6	3,519 7 2	241 0 2	1,800 0 0	72 0 0	5,632 7 4	47 12 0	As. 4, 2 & 1		
..	5	5	2,812 10 5	250 0 0	1,320 0 0	56 10 9	4,439 5 2	45 4 9	As. 4, 2 & 1		
7	..	7	5,829 0 0	1,476 0 0	170 0 0	7,475 0 0	45 9 6	As. 4 & 2		
..	4	4	2,230 0 0	600 0 0	60 0 0	2,890 0 0	29 3 0	As. 2 & 1		
6	..	6	1,995 9 5	264 6 5	2,220 0 0	60 0 0	6,539 15 10	49 3 0	As. 4, 2 & 1		

The Examination for this year was cancelled in toto, owing to leakage of questions discovered.

Ward.	Section.	Population of Primary School-going Age. Estimate of children from 7 complete to 12 complete both inclusive per census of 1911.	Name of School.	Where Situated.	Description. (a) Municipal or Aided. (b) Marathi, Gujarathi or Urdu.	Number of Pupils on Roll.		
						Boys.	Girls.	Total.
C	Kumbharyada	2,308	Kika Street Boys' School	No. 7-19, Kika Street, Post Kaibadevi.	Municipal, Gujarathi	161	..	161
"	Do.	2,308	Nal Basar Boys' School	Sandhurst Road at the end of Bhandari Street, Post Umerkhadi.	Do.	229	..	229
"	Do.	2,308	Nal Basar Girls' School	Do. do.	Do.	..	105	105
"	Do.	2,308	Ghogari Moholla Lower Primary School.	No. 80-82, Ghogari Moholla, Hajee Building, Post Umerkhadi.	Municipal, Urdu	131	..	131
"	Do.	2,308	Gowli Moholla Boys' Lower Primary School.	Nos. 513, 523, Memon Wada Street at the end of Old Nagapada, Post Umerkhadi.	Do.	69	85	154
"	Do.	2,308	Nakhoda Moholla Lower Primary Boys' School.	Nos. 361, 365, Nakhoda Moholla, Post Mandvi.	Do.	29	41	70
"	Do.	2,308	Ghogari Moholla Girls' School.	No. 469, Ghogari Moholla. B. 69, S.	Do.	..	162	..
"	Do.	2,308	Nisampura Girls' School	No. 148, Ghogari Moholla, Musjeed Lane, Post Umerkhadi.	Do.	..	274	..
"	Do.	2,308	Jambli Moholla Boys' School	Do. do.	Do.	233	..	233
"	Khara Talao	1,914	Khara Talao Boys' School	No. 224, Khoja Street, Khara Talao, Post Umerkhadi.	Do.	170	246	170
"	Do.	1,914	Khara Talao Girls' School	Do. do.	Do.	..	116	109
D	Khetwadi	2,661	Khetwadi Girls' School	Ramchandra Mansion, Khetwadi, Post Girgaum.	Municipal, Marathi	5	55	60
"	Do.	2,661	Islampura, Lower Primary Boys' School.	No. 391, Khetwadi Main Road, Post Girgaum.	Municipal, Urdu	105	85	190
"	Girgaum	2,564	Angrewadi Boys' School	Chawl No. 6, Angrewadi, Girgaum Back Road, Post Girgaum.	Municipal, Marathi	150	..	150
"	Do.	2,564	Charni Road Boys' School	No. 2A, Charni Road, Post Girgaum	Do.	88	..	88
"	Do.	2,564	Gamdevi Boys' School	Opposite Victoria Mills, Gamdevi, Post Grant Road.	Do.	203	..	203
"	Do.	2,564	Girgaum Boys' School	No. 1, Naka of Kelewadi Road, Post Girgaum.	Do.	225	..	225
"	Do.	2,564	Kandewadi Boys' School	Nanavadi's House, opposite Kahanji Khetal's Chawl, Kandewadi, Post Girgaum.	Do.	230	..	230
"	Do.	2,564	Khetwadi 2nd Grade A. V. School.	Khetwadi 1st Lane, Post Girgaum	Do.	216	1	217
"	Do.	2,564	Lamington Road Boys' School.	Tribhawan Terraces, end of Chunnam Kilm Road, Post Girgaum.	Do.	291	..	291
"	Do.	2,564	South Girgaum Boys' School.	Jitekar's Wadi, Thakurdwar Road, Post Kaibadevi.	Do.	200	..	200
"	Do.	2,564	Angrewadi Girls' School	No. 6, Angre Wadi, Girgaum Back Road, Post Girgaum.	Do.	..	148	148
"	Do.	2,564	Charni Road Girls' School	No. 2A, Charni Road, Post Girgaum	Do.	..	92	92
"	Do.	2,564	Gamdevi Girls' School	No. 15, Gamdevi, Post Grant Road.	Do.	..	125	125
"	Do.	2,564	Girgaum Girls' School	No. 1, Naka of Kelewadi, Girgaum Road, Post Girgaum.	Do.	..	174	174
"	Do.	2,564	Kandewadi Girls' School	Dewoolkar's House, Shenvis Wadi, Kandewadi, Post Girgaum.	Do.	..	189	189
"	Do.	2,564	Lamington Road Girls' School.	Tribhawan Terraces, end of Chunnam Kilm Road, Post Girgaum, Bombay.	Do.	..	225	225
"	Do.	2,564	South Girgaum Girls' School	Jitekar's Wadi, Thakurdwar Road, Post Kaibadevi.	Do.	..	197	197
"	Do.	2,564	Girgaum Boys' School	No. 819-27, Girgaum Back Road, Near Prarthana Samaj, Post Girgaum.	Municipal, Gujarathi	154	..	154
"	Do.	2,564	Girgaum Girls' School	No. 190, Girgaum Back Road, near Prarthana Samaj, Post Girgaum.	Do.	..	83	83
"	Do.	2,564	S. S. Bengalee Girls' School	No. 4, Karelwadi, Post Kaibadevi.	Do.	85	108	141
"	Do.	2,564	Karelwadi Boys' School	No. 160-3, Karelwadi, Thakurdwar, Post Kaibadevi.	Municipal, Urdu	24	16	40
"	Walkeshwar	886	Walkeshwar Boys' School	ultanwadi, Walkeshwar, Post Malabar Hill.	Municipal, Marathi	60	20	80
"	Do.	886	Walkeshwar Lower Primary Boys' School.	No. 2, Dongarsi Lane, Malabar Hill, Post Malabar Hill.	Do.	104	23	127
"	Do.	886	Walkeshwar Boys' School	Dr. Khote's Bungalow, Doongarsi Road, Post Malabar Hill, Bombay	Municipal, Gujarathi	65	30	95
"	Do.	886	Walkeshwar Lower Primary Boys' School.	Dr. Khote's Bungalow, Doongarsi Road, Post Malabar Hill.	Municipal, Urdu	21	3	24
"	Mahalaxmi	2,191	Mahalaxmi Boys' School	Near Mahalaxmi Temple, Post Malabar Hill.	Municipal, Marathi	68	..	68

Number of Teachers.			Annual Expenditure exclusive of Supervision and Medical Inspection Charges.					Annual Expenditure per head of Pupil.	Annual Grant to Aided Schools per head of Pupil.	Average rate of Fees charged.	Result of 4th Standard Examination (conducted by the Government Deputy Educational Inspector with help from the Superintendent's Municipal Schools).	
Males.	Females.	Total.	Teachers' salaries.	Pays of other servants.	Rent, if any.	Contingencies, &c.	Total.				Appeared.	Passed.
			Rs. a. p.	Rs. a. p.	Rs. a. p.	Rs. a. p.	Rs. a. p.	Rs. a. p.				
6	..	6	3,838 5 7	1,020 0 0	48 0 0	4,906 5 7	82 7 10	As. 8 & 4		
12	..	12	5,948 0 0	216 0 0	115 0 0	6,279 0 0	21 12 0	As. 8 & 4		
..	6	6	3,165 13 5	96 0 0	90 13 3	3,352 10 8	31 14 9	As. 4, 2 & 1		
7	..	7	2,453 14 0	1,380 0 0	63 0 0	3,899 13 0	24 0 0	As. 4 & 2		
6	1	7	3,672 5 7	32 0 11	660 0 0	30 0 0	4,622 8 8	30 0 0	As. 4, 2 & 1		
2	1	3	1,718 11 10	642 10 0	48 0 0	2,409 5 10	347 6 7	As. 4, 2 & 1		
..	6	6	2,565 15 8	216 0 0	840 0 0	46 15 3	3,669 14 11	22 10 0	Anna 1		
..	10	10	3,757 0 0	269 0 0	937 0 0	62 1 0	5,025 1 0	18 5 0	Anna 1		
10	..	10	5,212 8 5	1,397 8 0	102 0 0	7,211 14 5	30 15 0	As. 4 & 2		
10	..	10	4,821 9 4	1,698 0 0	60 0 0	6,579 9 4	38 11 0	As. 4 & 2		
..	4	4	1,683 9 1	246 0 0	156 0 0	48 0 0	2,133 9 1	18 6 2	Anna 1		
..	3	3	1,791 0 0	252 0 0	1,200 0 0	60 0 0	3,303 0 0	55 0 9	As. 2 & 1		
6	1	7	3,672 5 7	230 0 11	660 0 0	60 0 0	4,622 8 8	24 5 2	As. 4, 2 & 1		
7	..	7	4,836 0 0	840 0 0	84 0 0	5,760 0 0	38 6 5	As. 8 & 4		
4	..	4	2,832 7 2	1,063 5 4	89 5 0	3,985 1 6	45 4 6	As. 8 & 4		
8	..	8	5,140 7 10	120 0 0	2,800 0 0	81 0 0	8,150 7 10	40 2 5	As. 8 & 4		
12	..	12	7,359 15 6	1,093 0 0	293 6 0	8,746 5 6	38 13 0	As. 8 & 4		
11	..	11	5,339 0 0	2,314 0 0	102 0 0	7,755 0 0	33 11 0	As. 8 & 4		
13	..	13	8,372 0 0	336 0 0	600 0 0	168 0 0	9,976 0 0	46 0 0	As. 8, 4, 2 & 1		
13	..	13	7,327 0 0	2,640 0 0	449 0 0	10,416 0 0	35 13 0	As. 4 & 8		
10	..	10	6,402 0 0	2,160 0 0	119 0 0	8,681 0 0	43 6 0	As. 8 & 4		
..	6	6	3,769 8 9	265 0 0	600 0 0	52 0 0	4,636 8 9	31 10 0	As. 4 & 2		
..	5	5	2,826 10 10	222 0 0	998 0 0	60 0 0	4,106 10 10	44 10 0	As. 4 & 2		
..	6	6	3,723 6 3	221 1 6	1,200 0 0	69 0 0	5,213 7 9	41 11 0	As. 2 & 1		
..	9	9	5,815 0 0	272 0 0	789 0 0	337 0 0	7,213 0 0	41 7 0	As. 4 & 2		
..	10	10	5,409 0 0	264 0 0	1,020 0 0	87 0 0	7,680 0 0	40 10 0	As. 4 & 2		
..	11	11	3,923 4 7	228 0 0	2,100 0 0	376 6 6	6,632 11 1	29 7 0	As. 4 & 2		
..	11	11	7,030 0 0	288 0 0	2,160 0 0	108 0 0	9,586 0 0	43 11 0	As. 4 & 2		
6	..	6	4,631 0 6	1,800 0 0	210 11 0	6,641 11 6	43 2 0	As. 8 & 4		
..	5	5	3,339 11 9	300 13 6	1,500 0 0	62 8 7	5,203 11 10	62 10 11	As. 4, 2 & 1		
..	8	8	6,209 0 0	525 0 0	74 0 0	6,808 0 0	48 4 0	Ho. 1 & As. 8		
3	..	3	1,412 0 0	720 0 0	48 0 0	2,180 0 0	54 8 0	As. 2 & 1		
4	..	4	2,524 0 0	1,650 0 0	56 0 0	4,230 0 0	52 14 0	As. 4, 2 & 1		
5	..	5	2,687 12 5	480 0 0	66 0 0	3,233 12 5	25 7 0	As. 4 & 2		
4	..	4	2,093 3 1	720 0 0	72 0 0	2,885 3 1	30 0 10	As. 4 & 2		
2	..	2	1,300 5 4	480 0 0	60 0 0	1,840 5 4	76 10 0	As. 4, 2 & 1		
3	..	3	2,332 0 0	1,140 0 0	54 0 0	3,526 0 0	51 14 0	As. 4, 2 & 1		

The Examination for this year was cancelled in toto, owing to leakage of question discovered.

Ward.	Section.	Population of Primary School-going Age. Estimate of children from 7 complete to 12 complete both inclusive per census of 1911.	Name of School.	Where situated.	Description. (a) Municipal or Aided. (b) Marathi, Gujarathi or Urdu.	Number of Pupils on Roll		
						Boys.	Girls.	Total.
M	Tardeo	2,313	Grant Road Boys' School	No. 1, Chikhalwadi, Grant Road, Post Grant Road.	Municipal, Marathi	143	--	143
"	Do.	2,313	Tardeo Boys' School	No. 111, Lamington Road, Bombay, No. 7, Post Grant Road.	Do.	205	--	205
"	Do.	2,313	Tardeo Bridge Nirashrit Boys' School.	No. 1, Jetha Ladha's Wadi, Tardeo, Post Grant Road.	Do.	134	16	150
"	Do.	2,313	Grant Road Girls' School	No. 1, Chikhalwadi, Post Grant Road	Do.	--	100	100
"	Do.	2,313	Tardeo Girls' School	No. 111, Lamington Road, Bombay No. 7.	Do.	--	56	56
"	Do.	2,313	Tardeo Night School	Do. do.	Do.	35	--	35
"	Do.	2,313	Sleater Road Boys' School	Shastri Hall, Sleater Road, Post Grant Road.	Do.	66	--	66
"	Do.	2,313	Bapty Road Nirashrit School	Arab Lane, Grant Road, Post Grant Road.	Municipal, Gujarathi	96	33	129
"	Do.	2,313	Grant Road Boys' School	No. 339, Grant Road Bridge View, Post Grant Road.	Do.	90	--	90
"	Do.	2,313	Grant Road Girls' School	Do. do.	Do.	--	45	45
"	Do.	2,313	Bapty Road Boys' School	Bapty Road, Shaikh Sarifali Mamoojee's Chawl, Post Byculla.	Municipal, Urdu	109	52	161
"	Do.	2,313	Falkland Road Boys' School	No. 3, 4, Falkland Road, 9th Cross Lane, Post Girgaun.	Do.	170	--	170
"	Do.	2,313	Tardeo Boys' School	Lamington Road, Bombay, No. 7	Do.	53	47	100
"	Do.	2,313	Falkland Road Girls' School	No. 3, 4, Falkland Road, 9th Cross Lane, Post No. 4.	Do.	--	60	60
"	Kamatipura	3,062	Kamatipura Nirashrit Boys' School.	No. 49-51, Foras Road, Kamathipura, Post Byculla.	Municipal, Marathi	227	35	262
"	Do.	3,062	Kamatipura 2nd Grade A. V. School.	No. 176, Bazar Road, Kamathipura 13th Lane, Post Byculla.	Do.	238	6	244
"	Do.	3,062	Kamatipura Girls' School	No. 129, Kamathipura Bazar Road, Naka of 9th Lane, Post Byculla.	Do.	--	153	153
"	Do.	3,062	Kamatipura Night School	No. 176, Bazar Road, Kamathipura 13th Lane, Post Byculla.	Do.	30	--	30
"	Do.	3,062	Foras Road Boys' School	No. 84, Foras Road, Post Byculla.	Municipal, Urdu	28	5	33
"	Do.	3,062	Suklaji Street Boys' School	Kamatipura 13th Lane, Post No. 8	Do.	34	21	55
"	Do.	3,062	Telli Moholla Boys' School	No. 6-8, Telli Moholla, Post Byculla.	Do.	89	111	200
"	Do.	3,062	Temkar Street Boys' School	Sultan Building, Temkar Street, Post Byculla.	Do.	60	--	60
"	Do.	3,062	Underia Street Lower Primary Boys' School.	No. 118-124, Underia Street, Post Byculla.	Do.	41	41	82
"	Do.	3,062	Kamatipura Night School	Kamatipura 1st Lane, Stable Street, Post Byculla.	Do.	25	--	25
"	Do.	3,062	Kamatipura Boys' School	Do. do.	Do.	35	15	50
"	First Nagpada	534	Duncan Road Nirashrit Boys' School.	No. 530, Upper Duncan Road, Post Byculla.	Municipal, Marathi	106	12	118
"	Do.	534	New Nagpada Boys' School	No. 42-43, 2nd Pirkhan Lane, New Nagpada, Post Byculla.	Do.	128	--	128
"	Do.	534	New Nagpada Girls' School	Do. do.	Do.	--	87	87
"	Do.	534	Khandia Street Lower Primary Boys' School.	No. 180, Chimna Butcher Street, Khara Talao, Post Umerkhadi.	Municipal, Urdu	138	132	270
"	Do.	534	Imamwada Boys' School	No. 297-305, Bhandi Bazar, Post Umerkhadi.	Do.	61	--	61
"	Do.	534	Nagpada Boys' School	No. 48, Huzeria Street, New Nagpada, Post Byculla.	Do.	145	--	145
"	Do.	534	Imamwada Girls' School	No. 297-305, Bhandi Bazar, Bombay No. 9.	Do.	--	64	64
"	Do.	534	Nagpada Girls' School	Huzeria Street, New Nagpada, Post Byculla.	Do.	--	121	121
"	Do.	534	Khandia Street Night School	No. 180, Chimna Butcher Street, Khara Talao, Post Umerkhadi.	Do.	33	--	33
"	Second Nagpada	1,808	Chhatrisarang Boys' School	Corner of Nishanpada Road and Sandhurst Road, Post Umerkhadi	Do.	199	--	199
"	Do.	1,808	Chhatrisarang Girls' School	No. 51-53, Old Nagpada Road, Post Umerkhadi.	Do.	--	111	111
"	Byculla	6,279	Byculla Boys' School	No. 20, DeLisle Road, opposite new Byculla Station, Post Byculla.	Municipal, Marathi	168	--	168
"	Do.	6,279	Chinchpoogli Boys' School	No. 410, Parel Road, Chinchpoogli, Post Parel.	Do.	339	--	339
"	Do.	6,279	Madanpura Boys' School	Madanpura Improvement Chawl, No. 25, Post Jacob Circle.	Do.	88	13	101
"	Do.	6,279	Madanpura Nirashrit Boys' School.	No. 108, Madanpura, Moreland Road, Post Jacob Circle.	Do.	141	3	144

Number of Teachers.			Annual Expenditure exclusive of Supervision and Medical Inspection Charges.					Annual expenditure per head of Pupil.	Annual Grant to Aided Schools per head of Pupil.	Average rate of Fees charged.	Result of 4th Standard Examination (conducted by the Government Deputy Educational Inspector with help from the Superintendents, Municipal School).	
Males.	Females.	Total.	Teachers' salaries.	Pay of other servants.	Rent, if any	Contingencies, &c.	Total.				Appeared.	Passed.
			Rs. a. p.	Rs. a. p.	Rs. a. p.	Rs. a. p.	Rs. a. p.	Rs. a. p.				
6	..	6	8,612 1 7	1,200 0 0	257 1 0	5,069 2 7	35 7 0	As. 4 & 2		
9	..	9	6,113 5 0	1,452 0 0	108 0 0	7,673 5 0	37 6 0	As. 4 & 2		
6	..	6	3,397 0 0	864 0 0	84 0 0	4,345 0 0	29 0 0	As. 4, 2 & 1		
..	4	4	2,623 5 10	224 5 2	660 0 0	166 9 6	3,674 4 6	36 11 0	As. 2 & 1		
..	2	2	1,583 11 0	244 13 4	594 0 0	48 0 0	2,470 8 4	44 2 0	As. 2 & 1		
2	..	2	354 8 0	52 0 0	406 8 0	11 0 0	Free.		
2	..	2	2,064 0 0	600 0 0	60 0 0	2,724 0 0	41 4 0	As. 4, 2 & 1		
5	..	5	2,968 4 5	228 0 0	840 0 0	60 0 0	4,096 4 5	31 12 0		
4	..	4	2,602 6 6	1,008 0 0	48 0 0	3,658 6 6	40 10 0	As. 3 & 4		
..	2	2	1,649 0 0	252 0 0	720 0 0	48 0 0	2,669 0 0	50 0 0	As. 4, 2 & 1		
5	1	6	3,878 0 0	239 0 0	624 0 0	48 0 0	4,684 0 0	29 1 0	As. 4, 2 & 1		
6	..	6	3,772 11 4	1,815 2 0	54 0 0	5,141 13 4	30 4 0	As. 4 & 2		
3	1	4	2,104 1 6	217 10 3	1,720 0 0	48 0 0	4,089 11 9	30 14 0	As. 2 & 1		
..	3	3	1,448 0 0	253 11 3	Nil.	48 0 0	1,744 11 3	29 1 0	Anna 1		
11	..	11	7,470 2 11	1,674 0 0	132 0 0	9,276 2 11	35 8 0	Free.		
13	..	13	8,301 5 10	2,340 0 0	180 0 0	10,821 5 10	44 5 0	As. 3, 4 & 2		
..	6	6	4,245 9 4	252 0 0	600 0 0	69 0 0	5,166 9 4	33 12 0	As. 2 & 1		
2	..	2	186 7 6	39 8 3	225 15 9	7 8 0	Free.		
3	..	3	1,622 0 0	696 0 0	52 0 0	2,370 0 0	71 13 0	As. 4, 2 & 1		
2	..	2	1,020 0 0	720 0 0	51 0 0	1,791 0 0	32 9 0	As. 4, 2 & 1		
4	1	5	2,703 0 0	232 0 0	444 0 0	48 0 0	3,427 0 0	19 2 0	As. 4, 2 & 1		
5	..	5	2,927 0 0	1,057 0 0	48 0 0	4,082 0 0	50 6 0	As. 4 & 2		
4	1	5	2,421 5 11	228 0 0	699 12 0	48 0 0	3,397 1 11	41 7 0	As. 4, 2 & 1		
3	..	3	216 0 0	84 0 0	300 0 0	12 0 0	As. 4 & 2		
3	..	3	1,477 10 10	600 0 0	60 0 0	2,137 10 10	42 12 0	As. 4, 2 & 1		
4	..	4	2,588 0 0	780 0 0	72 0 0	3,440 0 0	29 0 0	Free.		
6	..	6	8,825 15 7	960 0 0	64 0 0	4,849 15 7	37 14 0	As. 4 & 2		
..	4	4	2,540 12 10	204 1 2	840 0 0	48 0 0	3,632 14 0	41 12 0	As. 2 & 1		
7	3	10	5,579 10 11	254 0 0	1,680 0 0	54 0 0	7,567 10 11	28 0 0	As. 4 & 2		
6	..	6	3,099 4 7	1,122 0 0	72 0 0	4,293 4 7	70 6 0	As. 4 & 2		
11	..	11	5,717 0 0	1,920 0 0	90 0 0	7,727 0 0	53 5 0	As. 4 & 2		
..	3	3	1,380 13 0	225 9 7	48 0 0	1,654 6 7	25 14 0	Anna 1		
..	5	5	3,035 0 0	1,060 0 0	48 0 0	4,148 0 0	34 4 0	Anna 1		
2	..	2	216 0 0	72 0 0	288 0 0	8 12 0	Anna 1		
8	..	8	4,654 9 0	1,620 0 0	81 0 0	6,355 9 0	31 15 0	As. 4 & 2		
..	4	4	2,256 0 0	330 0 0	1,080 0 0	48 0 0	3,714 0 0	33 7 0	Anna 1		
8	..	8	4,504 0 0	1,680 0 0	48 0 0	6,232 0 0	37 1 6	As. 4 & 2		
16	..	16	9,826 8 3	2,736 0 0	144 0 0	12,506 8 3	36 14 3	As. 4 & 2		
6	..	6	3,988 10 0	420 0 0	84 0 0	4,492 10 0	44 7 6	As. 4 & 2		
5	..	5	2,900 1 5	480 0 0	66 0 0	3,446 1 5	23 15 0	Free.		

The Examination for this year was cancelled in toto, owing to leakage of questions discovered.

Ward.	Section.	Population of Primary School-going Age. Estimate of children from 7 complete to 12 complete both inclusive per census of 1911.	Name of School.	Where situated.	Description. (a) Municipal or Aided. (b) Marathi, Gujarathi or Urdu.	Number of Pupils on Roll.		
						Boys.	Girls.	Total.
E ..	Byculla	6,279	Seven Roads Boys' School ..	No. 1, Jacob Circle, Post Jacob Circle.	Municipal, Marathi ..	139	18	151
" ..	Do.	6,279	Byculla Girls' School ..	No. 28, DeLisle Road, opposite Byculla Station, Post Byculla.	Do.	106	106
" ..	Do.	6,279	Chinchpogli Girls' School ..	No. 410, Parel Road, Chinchpogli, Post Parel.	Do.	102	102
" ..	Do.	6,279	Lalwadi Girls' School ..	Sopari Baug Road, Post Parel ..	Do.	46	46
" ..	Do.	6,279	Chinchpogli Night Boys' School.	No. 410, Parel Road, Chinchpogli, Post Parel.	Do. ..	70	..	70
" ..	Do.	6,279	Byculla Boys' School ..	No. 20, DeLisle Road, Byculla, Post Byculla.	Municipal, Gujarathi.	37	13	50
" ..	Do.	6,279	Madanpura Nirashrit Boys' School.	Nos. 23-24, Ripon Road, Post Byculla.	Do. ..	45	33	78
" ..	Do.	6,279	Seven Roads Boys' School ..	Haines Road, 48L, Seven Roads, Post Jacob Circle.	Do. ..	27	8	35
" ..	Do.	6,279	Byculla Girls' School ..	Byculla, Khambatta Lane, Post Byculla.	Do. ..	35	30	65
" ..	Do.	6,279	Byculla Boys' School ..	Opposite Byculla Station, Gujeri Bazar, Post Byculla.	Municipal, Urdu ..	52	23	75
" ..	Do.	6,279	Carroll Road Boys' School ..	Opposite to Elphinstone Road Station New Foras Road, Post Ferguson Road.	Do. ..	66	19	85
" ..	Do.	6,279	DeLisle Road Lower Primary Boys' School.	No. 180, Haines Road, Agripada, Post Jacob Circle.	Do. ..	20	20	40
" ..	Do.	6,279	Jacob Circle Boys' School ..	No. 1, Jacob Circle, Post Jacob Circle.	Do. ..	74	61	135
" ..	Do.	6,279	Kalapani Lower Primary Boys' School.	No. 108, Moreland Street, Madanpura, Post Jacob Circle.	Do. ..	34	16	50
" ..	Do.	6,279	Madanpura Boys' School ..	Madanpura, Moreland Road, Post Jacob Circle.	Do. ..	207	..	207
" ..	Do.	6,279	Moreland Road Boys' School ..	Teja Noor's Stable, Moreland Road, Post Byculla.	Do. ..	98	..	98
" ..	Do.	6,279	Safrabadi Lower Primary Boys' School.	No. 64, Safrabadi Ripon Road, Post Byculla.	Do. ..	49	26	75
" ..	Do.	6,279	Surati Moholla Lower Primary Boys' School.	No. 80-82, Surti Moholla, Post Byculla.	Do. ..	20	20	40
" ..	Do.	6,279	Yakub Street Lower Primary Boys' School.	Nasroola Building, Pakhmodia Street, Post Umerkhandi.	Do. ..	101	..	101
" ..	Do.	6,279	Madanpura Girls' School ..	Moreland Road, Madanpura, Post Jacob Circle.	Do.	150	150
" ..	Do.	6,279	Moreland Road Girls' School ..	Teja Noor's Stable, Moreland Road, Post Byculla, No. 8	Do.	82	82
" ..	Do.	6,279	Temkar Street Girls' School ..	Sultan Building, Temkar Street, Bombay No. 8	Do.	76	76
" ..	Do.	6,279	Yakub Street Girls' School ..	Nasroola Building, Pakhmodia Street, Post Umerkhandi.	Do.	113	113
" ..	Do.	6,279	Madanpura Night School ..	No. 64, Safrabadi, Ripon Road, Post Byculla.	Do. ..	21	..	21
" ..	Do.	6,279	Sankli Street Boys' School ..	Sheth Isa Sumar's House, Ripon Road, Bombay No. 8.	Do. ..	55	50	105
" ..	Tadwadi	2,368	Jakeria Bunder Boys' School ..	Jakeria Bunder Road, Post Shivdi ..	Municipal, Marathi ..	86	4	40
" ..	Do.	2,368	Ghodapdeo Night School ..	No. 115, Ghodapdeo Road, Post Mazagaon.	Do. ..	72	..	27
" ..	Do.	2,368	Tank Bunder Boys' School ..	No. 8, Tank Bunder, Post Mazagaon	Municipal, Urdu ..	79	51	130
" ..	Mazagaon	2,506	Ghodapdeo Boys' School ..	No. 115, Ghodapdeo Road, Post Mazagaon.	Municipal, Marathi ..	248	24	272
" ..	Do.	2,506	Mazagaon Boys' School ..	Dockyard Road, Bhandarwada Hill, Post Mazagaon.	Do. ..	256	..	256
" ..	Do.	2,506	Mazagaon Girls' School ..	Do. do.	Do.	84	84
" ..	Do.	2,506	Mazagaon Boys' School ..	Matharpakhadi Road, Mazagaon, Post Mazagaon.	Municipal, Gujarathi ..	67	..	67
" ..	Do.	2,506	Mazagaon Girls' School ..	Do. do.	Do.	36	36
F ..	Parel	3,789	Dadar Boys' School ..	No. 163, Dadar Main Road, Post Dadar.	Municipal, Marathi ..	96	..	96
" ..	Do.	3,789	Elphinstone Bridge Boys' School.	Suraja Building, Near Elphinstone Road Bridge, No. 18, Post Ferguson Road.	Do. ..	159	..	159
" ..	Do.	3,789	Elphinstone Bridge Nirashrit Boys' School.	Opposite Elphinstone Road Railway Station, Bombay No. 12.	Do. ..	121	15	136
" ..	Do.	3,789	Kalachowkie Boys' School ..	No. 31, Kalachowkie Road, Post Parel.	Do. ..	152	8	160

Number of Teachers.			Annual Expenditure exclusive of Supervision and Medical Inspection Charges.					Annual Expenditure per head of Pupil.	Annual Grant to Aided Schools per head of Pupil.	Average rate of Fees charged.	Result of 4th Standard Examination (conducted by the Government Deputy Educational Inspector with help from the Superintendent's Municipal Schools.)	
Males.	Females.	Total.	Teachers' salaries.	Pays of other servants.	Rent, if any.	Contingencies, &c.	Total.				Appeared.	Passed.
			Rs. a. p.	Rs. a. p.	Rs. a. p.	Rs. a. p.	Rs. a. p.	Rs. a. p.				
6	..	6	3,406 0 0	1,400 0 0	135 0 0	4,940 0 0	32 12 10	As. 4 & 2		
..	5	5	3,058 0 0	246 0 0	712 0 0	52 0 0	4,068 0 0	38 6 4	As. 2 & 1		
..	5	5	3,076 0 0	213 0 0	980 0 0	72 0 0	4,320 0 0	42 5 8	As. 2 & 1		
..	3	3	2,003 0 0	240 9 10	720 0 0	60 0 0	3,024 2 10	64 0 0	As. 2 & 1		
3	..	3	463 0 0	F...	57 0 0	520 0 0	7 6 5	Free		
3	..	3	1,853 0 0	660 0 0	48 0 0	2,561 0 0	51 3 6	As. 2 & 1		
3	..	3	1,063 3 11	22 5 4	515 0 0	48 0 0	1,648 9 3	21 2 6		
2	..	2	1,297 7 4	523 0 0	48 0 0	1,873 7 4	53 8 4	As. 4 & 2		
3	..	3	1,407 7 3	264 0 0	553 0 0	64 7 0	2,293 14 3	35 4 6	As. 4 & 2		
3	1	4	1,647 8 0	316 0 0	52 0 0	2,215 8 0	29 4 6	As. 4, 2 & 1		
3	..	3	1,294 0 0	571 0 0	58 0 0	1,923 0 0	22 9 11	As. 4 & 2		
2	..	2	1,133 0 0	360 0 0	48 0 0	1,541 0 0	38 8 6	As. 2 & 1		
4	1	5	2,223 5 10	179 3 9	960 0 0	76 0 0	3,438 9 7	25 7 6	As. 4, 2 & 1		
2	..	2	1,383 0 0	57 0 0	480 0 0	48 0 0	1,968 0 0	39 6 0	As. 2 & 1		
9	..	9	4,855 0 0	200 0 0	72 0 0	5,127 0 0	24 12 3	As. 4 & 2		
7	..	7	4,167 5 6	1,320 0 0	81 0 0	5,568 5 6	58 0 0	As. 4 & 2		
4	..	4	1,980 0 0	396 0 0	60 0 0	2,436 0 0	32 3 6	As. 2 & 1		
2	..	2	1,106 0 0	384 0 0	48 0 0	1,538 0 0	38 7 2	As. 2 & 1		
6	..	6	2,249 15 10	1,620 0 0	48 0 0	3,917 15 10	38 12 6	As. 4 & 2		
..	5	5	2,755 4 4	288 0 0	48 0 0	3,091 4 4	20 8 0	Anna 1		
..	3	3	1,420 10 11	240 0 0	48 0 0	1,708 10 11	20 13 5	Anna 1		
..	3	3	1,330 1 10	262 0 0	300 0 0	48 0 0	1,940 1 10	26 8 0	Anna 1		
..	3	3	1,382 15 6	237 0 0	48 0 0	1,667 15 6	14 12 0	Anna 1		
3	..	3	191 0 0	84 0 0	276 0 0	13 2 0	Anna 1		
3	..	3	198 0 8	150 0 0	63 0 0	411 9 8	3 15 1	As. 4, 2 & 1		
2	..	2	444 0 0	576 9 10	20 0 0	1,040 9 10	26 9 0	As. 4 & 2		
2	..	2	22 12 1	16 0 0	38 12 1	0 9 9	Free		
3	1	4	1,980 0 0	266 0 0	840 0 0	72 0 0	3,158 0 0	24 4 8	As. 4, 2 & 1		
11	..	11	6,349 15 3	1,152 0 0	397 9 0	7,800 8 3	29 1 0	As. 4, 2 & 1		
11	..	11	7,689 12 5	2,040 0 0	229 0 0	9,958 12 5	38 14 0	As. 4 & 2		
..	3	3	2,025 7 3	212 11 11	48 0 0	2,286 3 2	27 3 5	As. 2 & 1		
3	..	3	1,872 0 0	420 0 0	52 0 0	2,344 0 0	34 15 9	As. 4 & 2		
..	2	2	1,290 0 0	288 0 0	360 0 0	48 0 0	1,986 0 0	55 3 0	As. 4, 2 & 1		
4	..	4	3,033 0 0	840 0 0	48 0 0	3,921 0 0	40 18 6	As. 4 & 2		
3	..	3	3,354 0 0	792 0 0	84 0 0	4,230 0 0	26 9 3	As. 4 & 2		
4	..	4	1,113 12 10	642 8 0	120 13 0	1,877 1 10	13 13 0	..	Free		
7	..	7	4,260 0 0	1,584 0 0	7 0 0	5,851 0 0	36 9 0	As. 4, 2 & 1		

The Examination for this year was cancelled in toto, owing to leakage of questions discovered.

Ward.	Section.	Population of Primary School going Age. Estimate of children from 7 complete to 12 complete both inclusive per census of 1911.	Name of School.	Where situated.	Description. (a) Municipal or Aided. (b) Marathi, Gujarathi or Urdu.	Number of Pupils on Roll.		
						Boys.	Girls.	Total.
F ..	Parel ..	3,789	Lalwadi Boys' School ..	Supari Baugh Road, near Supari Baug Mill, Post Parel.	Municipal, Marathi ..	267	..	267
" ..	Do. ..	3,789	Parel Boys' School ..	No. 1390, Parel Back Road opposite Animal Hospital, Post Parel.	Do. ..	119	..	119
" ..	Do. ..	3,789	Parel Bhoiwada Boys' School ..	Nos. 138-139, Parel Bhoiwada Road, Post Parel.	Do. ..	106	..	106
" ..	Do. ..	3,789	Poibavdi Boys' School ..	Haroon Building, Post Parel, House No. 32.	Do. ..	67	16	83
" ..	Do. ..	3,789	Supari Baug Road Boys' School ..	Haji Abdulla Dand's New Building near Chinchpooqi Bridge, Kalachowki Road, Post Parel.	Do. ..	214	13	227
" ..	Do. ..	3,789	Dadar Girls' School ..	No. 163, Dadar Main Road, Post Dadar.	Do.	48	48
" ..	Do. ..	3,789	Elphinstone Bridge Girls' School ..	Suraj Building Near Elphinstone Road Bridge, No. 13, Post Fergusson Road.	Do.	69	69
" ..	Do. ..	3,789	Parel Girls' School ..	Parel Back Road, opposite Animal Hospital, Post Parel.	Do.	101	101
" ..	Do. ..	3,789	Parel Bhoiwada Girls' School ..	Nos. 138-139, Parel Bhoiwada Road, Post Parel.	Do.	69	69
" ..	Do. ..	3,789	Dadar Boys' School ..	No. 159, Dadar Road, Post Dadar.	Municipal, Gujarathi ..	96	..	96
" ..	Do. ..	3,789	Elphinstone Road Boys' School ..	No. 3470, Elphinstone Road, Suraj Building, near the Bridge, Post Fergusson Road.	Do. ..	47	22	69
" ..	Do. ..	3,789	Elphinstone Bridge Nirashrit Boys' School ..	Near Elphinstone Bridge, Parel, Post Parel.	Do. ..	51	16	67
" ..	Do. ..	3,789	Lower Parel Boys' School ..	No. 358, opposite Lower Parel Station, Post Fergusson Road.	Do. ..	40	24	64
" ..	Do. ..	3,789	Parel Boys' School ..	No. 91 A, Parel Road, Chinchpooqi, Post Parel.	Do. ..	60	..	60
" ..	Do. ..	3,789	Parel Bhoiwada Boys' School ..	No. 285, Parel Bhoiwada, Post Parel.	Do. ..	26	10	36
" ..	Do. ..	3,789	Poibavdi Boys' School ..	Ibrahim Building, Poibavdi, Parel, Post Parel.	Do. ..	108	..	108
" ..	Do. ..	3,789	Dadar Girls' School ..	No. 159, Dadar Road, Dadar, Post Dadar.	Do.	68	68
" ..	Do. ..	3,789	Parel Girls' School ..	No. 91A, Chinchpooqi Road, Parel, Post Parel.	Do.	64	64
" ..	Do. ..	3,789	Poibavdi Girls' School ..	Ibrahim Building, Poibavdi, Parel, Post Parel.	Do.	40	40
" ..	Do. ..	3,789	Dadar Boys' School ..	Dadar, opposite Gold Mohor Mill, Bangari's Chawl, Post Dadar.	Municipal Urdu ..	30	26	56
" ..	Do. ..	3,789	Lower Parel Boys' School ..	No. 1070, Lower Parel, Fergusson Road, Post Fergusson Road.	Do. ..	52	17	69
" ..	Do. ..	3,789	Parel Boys' School ..	Sheth Abdoola Haji's Dawood's House, Kalachowkie Road, Post Parel.	Do. ..	82	26	108
" ..	Do. ..	3,789	Supari Baug Road Boys' School ..	Dadar Building, opposite Masjid, Parel Road, Post Parel.	Do. ..	37	13	50
" ..	Do. ..	3,789	Parel Night School ..	Sheth Abdoola Haji-Dawood's House, Kalachowkie Road, Post Parel.	Do. ..	19	..	19
" ..	Sewri ..	1,588	Matunga Boys' School ..	No. 622, Naigaum Road, Post Dadar.	Municipal, Marathi ..	129	..	129
" ..	Do. ..	1,588	Shivdi Boys' School ..	No. 441, Shivdi Road, J. J. Dubash & Sons' Bungalow, Post Shivdi.	Do. ..	66	1	67
" ..	Do. ..	1,588	Matunga Girls' School ..	No. 622, Naigaum Road, Matunga, Post Dadar.	Do.	48	48
" ..	Do. ..	1,588	Matunga Boys' School ..	Mr. Moolraj Nensi's House, Matunga Road, Post Matunga.	Municipal, Gujarathi ..	70	49	119
" ..	Do. ..	1,588	Naigaum Boys' School ..	No. 58, Naigaum Road, Dadar, Post Dadar.	Do. ..	35	10	45
" ..	Do. ..	1,888	Matunga Boys' School ..	No. 682, Near Cotton Mills, Vadala Road, Post Dadar.	Municipal, Urdu ..	25	9	34
" ..	Do. ..	1,888	Shivdi Boys' School ..	Jakeria Bunder Road, Post Shivdi.	Do. ..	59	40	99
" ..	Sion ..	2,556	Dharavi Nirashrit Boys' School ..	No. 174, Hasan Dharvis' Bungalow, Dharavi, Post Dharavi.	Municipal, Marathi ..	89	8	97
" ..	Do. ..	2,556	Sion Boys' School ..	Near Sion Station, G.I.P. Railway, Dharavi Road, Post Dharavi.	Do. ..	107	..	107
" ..	Do. ..	2,556	Sion Girls' School ..	Do. do. ..	Do.	41	41
" ..	Do. ..	2,556	Dharavi Boys' School ..	No. 157, Dharavi Road, Koliwada, Post Dharavi.	Municipal, Urdu ..	44	31	75
G ..	Mahim ..	2,541	Currey Road Boys' School ..	Fergusson Road, Near Lower Parel Station, Post Fergusson Road.	Municipal, Marathi ..	239	16	255

Number of Teachers.			Annual Expenditure exclusive of supervision and Medical Inspection charges.					Annual expenditure per head of Pupil.	Annual Grant to Aided Schools per head of pupil.	Average rate of Fees charged.	Result of 4th Standard Examination (conducted by the Government Deputy Educational Inspector with help from the Superintendents, Municipal Schools.)	
Males.	Females.	Total.	Teachers' salaries.	Pay of other servants.	Rent, if any.	Contingencies, &c.	Total.				Appeared.	Passed.
11	..	11	Rs. a. p.	Rs. a. p.	Rs. a. p.	Rs. a. p.	Rs. a. p.	Rs. a. p.	As. 4 & 2		
6	..	6	3,972 0 0	732 0 0	90 0 0	4,794 0 0	40 5 0	As. 4 & 2		
5	..	5	3,322 0 0	1,342 4 2	104 0 0	4,768 4 2	44 15 0	As. 4 & 2		
4	..	4	2,607 13 5	1,537 1 7	75 0 0	4,219 15 0	50 13 0	As. 4, 2 & 1		
8	..	8	3,758 0 0	1,444 0 0	173 0 0	5,275 0 0	23 10 0	As. 4 & 2		
..	1	1	888 0 0	228 0 0	900 0 0	48 0 0	2,064 0 0	43 0 0	As. 2 & 1		
..	3	3	1,608 1 2	306 0 0	48 0 0	2,052 1 2	29 11 2	As. 2 & 1		
..	4	4	1,623 2 2	246 0 0	360 0 0	248 0 0	2,477 2 2	24 8 0	As. 2 & 1		
..	3	3	961 3 7	178 0 0	673 8 0	48 0 0	1,860 11 7	26 14 2	As. 2 & 1		
4	..	4	2,064 7 3	540 0 0	61 0 0	2,665 7 3	27 12 0	As. 4 & 2		
3	..	3	1,755 0 0	395 0 0	48 0 0	2,199 0 0	31 13 0	As. 4, 2 & 1		
3	..	3	889 9 7	110 0 0	118 0 0	1,117 9 7	16 10 0	Nil.		
3	..	3	1,336 0 0	228 0 0	600 0 0	48 0 0	27 12 0	42 6 0	As. 4, 2 & 1		
3	..	3	1,311 12 1	340 0 0	46 13 9	2,698 9 10	44 15 0	As. 4 & 2		
2	..	2	1,224 0 0	1,200 0 0	108 0 0	2,532 0 0	70 5 0	As. 4 & 2		
5	..	5	3,535 3 0	1,200 0 0	38 0 0	4,833 3 9	44 10 0	As. 4 & 2		
..	3	3	1,493 5 11	252 0 0	540 0 0	48 0 0	2,333 5 11	34 4 0	As. 4 & 2		
..	3	3	1,322 0 0	222 0 0	1,020 0 0	51 3 0	3,115 3 0	48 10 0	As. 4, 2 & 1		
..	2	2	1,290 0 4	204 7 11	720 0 0	96 7 9	2,311 0 0	57 12 0	As. 4, 2 & 1		
3	..	3	2,181 7 6	480 0 0	48 0 0	2,709 7 6	48 6 0	As. 4, 2 & 1		
4	..	4	1,967 0 0	420 0 0	50 0 0	2,437 0 0	35 5 0	As. 4 & 2		
6	..	6	3,173 0 0	246 0 0	1,260 0 0	80 0 0	4,764 0 0	44 1 0	As. 4, 2 & 1		
3	..	3	1,398 0 0	340 0 0	48 0 0	2,286 0 0	45 8 0	As. 4 & 2		
2	..	2	156 0 0	57 0 0	213 0 0	11 3 0	Anna 1		
5	..	5	3,455 0 0	893 0 0	111 0 0	4,459 0 0	34 9 0	As. 4 & 2		
4	..	4	2,665 0 0	396 0 0	72 0 0	3,133 0 0	46 12 0	As. 4, 2 & 1		
..	2	2	1,548 2 11	200 0 0	437 8 0	48 0 0	2,323 10 11	48 6 0	As. 2 & 1		
5	1	6	2,368 8 5	219 4 9	915 0 0	72 0 0	4,074 13 2	34 3 0	As. 4 & 2		
2	..	2	1,128 0 0	336 0 0	48 0 0	1,512 0 0	33 9 0	As. 4 & 2		
2	..	2	973 6 9	540 0 0	56 0 0	1,569 6 9	46 2 6	As. 2 & 1		
5	..	5	2,379 8 4	171 0 0	565 0 0	60 0 0	3,175 8 4	32 2 0	As. 4, 2 & 1.		
3	..	3	1,950 4 11	720 0 0	56 0 0	2,726 4 11	23 1 8	Free		
5	..	5	3,186 3 2	642 9 5	84 0 0	4,112 12 7	38 6 10		
..	2	2	1,320 0 0	313 0 0	420 0 0	48 0 0	2,101 0 0	51 3 10	As. 2 & 1		
2	1	3	1,488 0 0	240 0 0	60 0 0	1,788 0 0	23 14 0	As. 4, 2 & 1		
11	..	11	6,268 0 0	1,198 0 0	130 0 0	7,591 0 0	29 12 0	As. 1, 2 & 1		

The Examination for this year was cancelled in toto, owing to leakage of questions & is covered.

Ward.	Section.	Population of Primary School-going Age. Estimate of children from 7 complete to 12 complete both inclusive per census of 1911.	Name of School.	Where Situated.	Description. (a) Municipal or Aided. (b) Marathi, Gujarathi or Urdu.	Number of Pupils on Roll.		
						Boys.	Girls.	Total.
G. ..	Mahim ..	2,541	Dadar Kumbharwada Boys' School.	No. 704, Portuguese Church Road, Dadar Kumbharwada, Post Dadar.	Municipal, Marathi ..	194	1	195
" ..	Do. ..	2,541	DeLisle Road, Free Mill School.	Hussani Building, DeLisle Road, Post Jacob Circle.	Do. ..	62	63	125
" ..	Do. ..	2,541	DeLisle Road, Nirashrit Boys' School.	Do. do. ..	Do. ..	180	30	210
" ..	Do. ..	2,541	Ferguson Road Boys' School.	Near Varii Naka, Ferguson Road, Post Ferguson Road.	Do. ..	115	4	119
" ..	Do. ..	2,541	Ferguson Road Nirashrit School.	No. C 54, Magan Baug, Ferguson Road, Post Varii.	Do. ..	139	2	141
" ..	Do. ..	2,541	Gopi Tank Boys' School	Lady Jamshedji Road opposite Gopi Talao, Post Mahim.	Do. ..	157	..	157
" ..	Do. ..	2,541	Lower Mahim Boys' School ..	No. 222, Lower Mahim Agar Basar, Parbhadevi Road, Post Dadar.	Do. ..	230	..	230
" ..	Do. ..	2,541	Lower Parel Mill Boys' School.	Magan Baug, Ferguson Road, Post Parel.	Do. ..	72	..	72
" ..	Do. ..	2,541	Prabhadevi Boys' School ..	Near Prabhadevi Temple, Prabhadevi Road, Post Ferguson Road.	Do. ..	42	..	42
" ..	Do. ..	2,541	Upper Mahim Boys' School ..	No. 444, Lady Jamshedji Road, opposite Mahim, Post Mahim.	Do. ..	187	..	187
" ..	Do. ..	2,541	Dadar Kumbharwada Girls' School.	No. 724, Dadar Kumbharwada, Post Dadar.	Do.	404	404
" ..	Do. ..	2,541	Gopi Talao Girls' School ..	Lady Jamshedji Road, opposite Gopi Talao, Post Mahim.	Do.	68	68
" ..	Do. ..	2,541	Lower Mahim Girls' School ..	No. 364, Lower Mahim, Agar Basar, Parbhadevi Road, Post Dadar.	Do. ..	3	131	134
" ..	Do. ..	2,541	Lower Parel Girls' School ..	No. 1103, A G Ward. Parel, Bombay 13.	Do. ..	26	53	79
" ..	Do. ..	2,541	Prabhadevi Girls' School ..	Prabhadevi Road, near Prabhadevi Temple, Post Ferguson Road.	Do.	10	10
" ..	Do. ..	2,541	Upper Mahim Girls' School ..	No. 143, Upper Mahim, Kapad Bazar Post Mahim.	Do.	141	141
" ..	Do. ..	2,541	Prabhadevi Night School ..	Prabhadevi Road, near Parbhadevi Temple, Post Ferguson Road.	Do. ..	11	..	11
" ..	Do. ..	2,541	Mahim Boys' School ..	No. 14, Mahim Bazar Road, Post Mahim.	Municipal, Gujarathi.	83	..	83
" ..	Do. ..	2,541	Parbhadevi Road Nirashrit Boys' School.	New Parbhadevi Road, Post Ferguson Road.	Do. ..	54	14	68
" ..	Do. ..	2,541	Mahim Girls' School ..	No. 14, Mahim Bazar Road, Post Mahim.	Do.	44	44
" ..	Do. ..	2,541	Parbhadevi Road Nirashrit Night School.	New Parbhadevi Road, Post Dadar	Do. ..	20	..	20
" ..	Do. ..	2,541	Mahim Boys' School ..	No. 138, Mahim Bazar Road, Post Mahim.	Municipal, Urdu ..	94	56	150
" ..	Varii ..	7,467	Varii Boys' School ..	Varii 1st Pakhadi, Post Varii.	Municipal, Marathi ..	96	..	96
" ..	Do. ..	7,467	Varii Koliwada Boys' School ..	Varii Koliwada, near Varii, Bandha, Post Varii.	Do. ..	137	20	157
" ..	Do. ..	7,467	Varii Girls' School ..	No. 239-B, Varii Middle Pakhadi, Post Ferguson Road.	Do.	88	88
			Dongri Marathi A. V. School					
			Kamathipura " "					
			Khetwadi " "					
			Bhuleshwar Gujarathi A. V. School					

These 4 A. V. Schools are included as one with the Primary Department Schools, viz. Nos. 35, 124, 90, 60.

Number of Teachers.			Annual Expenditure exclusive of supervision and Medical Inspection charges.					Annual expenditure per head of Pupils.	Annual Grant to Aided Schools per head of Pupils.	Average rate of Fees charged.	Result of 4th Standard Examination (conducted by the Government Deputy Educational Inspector with help from the Superintendent's Municipal School.)	
Males.	Females.	Total.	Teachers' salaries.	Pays of other servants.	Rent, if any.	Contingencies, &c.	Total.				Appeared.	Passed.
			Rs. a. p.	Rs. a. p.	Rs. a. p.	Rs. a. p.	Rs. a. p.	Rs. a. p.				
9	..	9	5,765 11 5	1,260 0 0	104 0 0	7,129 12 5	36 9 0	As. 4, 2 & 1		
4	..	4	1,953 12 10	665 0 0	65 0 0	2,683 12 10	21 8 2	As. 4, 2 & 1		
9	..	9	4,139 0 0	1,500 0 0	86 0 0	5,725 0 0	27 5 0	Free		
6	..	6	3,498 0 0	1,080 0 0	84 0 0	4,662 0 0	39 0 0	As. 4 & 2		
5	..	5	2,866 6 2	780 0 0	72 0 0	3,718 6 2	26 6 0	Free		
6	..	6	3,441 0 0	360 0 0	66 0 0	3,867 0 0	24 10 1	As. 4 & 2		
9	..	9	5,634 0 0	1,128 0 0	88 0 0	6,850 0 0	29 13 0	As. 4 & 2		
3	..	3	1,269 3 10	180 0 0	48 0 0	1,497 3 10	20 12 8	Free		
2	..	2	384 4 10	300 0 0	35 0 0	669 4 10	15 15 0	As. 4 & 2		
8	..	8	5,365 12 10	840 0 0	120 0 0	6,325 12 10	33 13 0	As. 4 & 2		
..	15	15	8,372 14 9	456 0 0	1,080 0 0	108 0 0	10,016 14 9	24 13 0	As. 2 & 1		
..	8	8	1,928 4 4	225 0 0	180 0 0	48 0 0	2,381 4 4	35 1 2	As. 4 & 2		
..	6	6	3,311 0 0	228 0 0	660 0 0	60 0 0	4,259 0 0	31 7 0	As. 2 & 1		
..	3	3	1,660 0 0	222 0 0	482 0 0	60 0 0	2,374 0 0	31 1 0	As. 2 & 1		
..	2	2	261 12 9	47 4 7	210 0 0	15 0 0	534 1 4	58 6 0	Anna 1		
..	6	6	3,658 4 6	272 0 0	660 0 0	60 0 0	4,850 4 6	34 6 4	As. 2 & 1		
1	..	1	9 10 6	81 0 0	90 10 6	8 4 0	Free		
3	..	3	1,862 13 9	720 0 0	48 0 0	2,630 13 9	31 11 0	As. 4 & 2		
3	..	3	1,619 0 0	75 6 0	1,694 6 0	24 14 8	NW.		
..	2	2	1,255 2 0	160 0 0	48 0 0	1,463 2 0	33 4 0	As. 2 & 1		
2	..	2	132 0 0	48 0 0	130 0 0	9 0 0	NW.		
5	2	7	3,072 0 0	228 0 0	594 0 0	72 0 0	3,966 0 0	26 7 0	As. 4 & 2		
4	..	4	2,863 0 0	660 0 0	48 0 0	3,571 0 0	37 3 0	As. 4 & 2		
6	..	6	1,932 0 0	300 0 0	72 0 0	2,304 0 0	14 10 9	As. 4, 2 & 1		
..	3	3	2,184 0 0	228 0 0	420 0 0	48 0 0	2,880 0 0	34 13 0	As. 4 & 2		

The Examination for this year was cancelled *in toto*, owing to leakage of question discovered.

D. G. PADHYE,
Secretary, Schools Committee.

SCHOOLS COMMITTEE'S ADMINISTRATION REPORT FOR 1919-20.

Appendix H.—Part B.

List of Schools which received Grants-in-Aid from the Schools Committee.

- N.B.* (i) The figures given, are those supplied by the schools themselves except those for annual expenditure per pupil or head and the grant-in-Aid per pupil or head.
- (ii) The figures for annual expenditure supplied and given herein, vary in several cases from those as given to and "admitted" by the Government Deputy Educational Inspector at the time of his "inspection" and communicated by him to the Committee's office.
- (iii) From nine schools out of the 173 schools to which grant was given (in March 1920) no replies were received to letters requesting information for this statement. Their names are consequently omitted from this statement.

PRIMARY SCHOOLS IN

Annexed to Report

Ward.	Section.	Population of Primary School-going Age. Estimate of children from 7 complete to 12 complete both inclusive per census of 1911.	Name of School.	Where Situated.	Description. (a) Municipal or Aided. (b) Marathi, Gujarathi or Urdu.	Number of Pupils on Roll.		
						Boys.	Girls.	Total.
A	Upper Colaba	129	S. P. E. M. Colaba Night School	Municipal Marathi School, Colaba	Aided, Marathi	29	..	29
"	Do.	129	M. E. M. Colaba School	Aided, Gujarathi	Closed	from	..
"	Fort North	2,116	Fort Zoroastrian Girls' School	Maple Building, Gunbow Street	Do.	25	27	52
"	Do.	2,116	Goculdas Tejpal Girls' School	No. 162, Hornby Road, Fort	Do.	..	151	151
"	Do.	2,116	Parsi Girls' School Association, Parsi Bazar.	No. 21, 23, Parsi Bazar Street	Do.	..	212	212
"	Do.	2,116	Sir J. J. Fort School	No. 209, Hornby Road	Do.	..	168	168
"	Do.	2,116	Young Ladies' High School	Rhosaria Building, Hornby Road	Do.	5	129	134
"	Fort South	238	Bazar Gate Boys' School	No. 84, Maple Building, Gunbow Street.	Do.	67	..	67
"	Do.	238	Bazar Gate A. V. School	No. 62, Bazar Gate Street	Do.	113	..	113
"	Do.	238	Esplanade High School	Empire Building, Hornby Road	Do.	249	..	249
"	Do.	238	Fort Model School	Nos. 15, 17, Gunbow Street	Do.	38	5	38
"	Do.	238	Globe English School (Vernacular Department)	No. 79, Parsi Bazar Street	Do.	33	..	33
"	Do.	238	Fort and Proprietary High School, Fort.	No. 109, Ferers Road, Fort	Do.	98	..	98
"	Do.	238	Sir J. J. Fort School	209, Hornby Road	Do.	180	..	180
"	Do.	238	Alexandra N. G. Institution	1, Wandby Road, Fort	Do.	..	127	127
"	Esplanade	1,480	Crawford Market Night School.	Shitram Building, near Crawford Market.	Aided, Marathi	29	..	29
B	Chakia	2,019	Bai Padmabai Koran Sharifi School.	Chakia Street, Bombay No. 3	Aided, Urdu	48	4	52
"	Mandvi	2,767	Mahadeorao Rokde's Free School.	Mandvi-Koltwada Improvement Trust Chawl.	Aided, Marathi	154	28	182
"	Do.	2,767	S. S. League's Mandvi-Koltwada Night School.	Municipal Mandvi School	Do.	19	..	19
"	Do.	2,767	Imami Ismaili Khoja Jamat School.	Khoja Jamat Khans, Chinch Bunder 1st Street.	Aided, Gujarathi	205	..	205
"	Do.	2,767	Imami Ismaili Khoja Jamat Girls' School.	Do. do.	Do.	..	356	356
"	Do.	2,767	S. S. League's Mandvi Night School.	Municipal Mandvi Gujarathi School	Do.	56	..	56
"	Do.	2,767	H. M. H. I. Sobani Free Night School.	Do. do.	Do.	67	..	67
"	Do.	2,767	H. M. H. I. Sobani Free Night School.	Jakeria Masjid Street, Bombay No. 3	Aided, Urdu	..	191	191
"	Umerkhadi	3,806	St. Andrew's Primary School	Umerkhadi, Babula Tank Road	Aided, Marathi	148	14	157
"	Do.	3,806	Z. B. & M. M. Umerkhadi School.	Umerkhadi No. 9, Jail Road, North Cross Street.	Do.	49	101	150
"	Do.	3,806	Bhandi Bazar School	No. 173, Erskine Road, Post Umerkhadi.	Aided, Gujarathi	817	3	820
"	Do.	3,806	Lukmanji Sulemanji Madrasa School.	Dhaboo Street, Umerkhadi	Aided, Urdu	151	185	336
"	Dongri	2,270	Nutan Marathi Vidhyalaya School.	Dongri Jail Road, House No. 931	Aided, Marathi	107	4	111
"	Do.	2,270	S. S. League's Memonwada Night School.	Municipal Memonwada School	Do.	21	..	21
"	Do.	2,270	Master Kanj Karamji School	No. 295-97, Kharek Bazar, Dongri Street.	Aided, Gujarathi	179	1	180
"	Do.	2,270	Ismaili Kandi Moholla School.	Jail Road, Bhandi Bazar	Do.	..	207	207
"	Do.	2,270	Helai Memon Moholla Minara Masjid School.	No. 238, Memonwada Road	Aided, Urdu	232
O	Market	2,514	Parsee Seminary School	No. 27, Nagdevi Street, Bombay No. 3.	Aided, Gujarathi	117	..	117
"	Do.	2,514	Mangroli Jain Sabha School	No. 566, Pydhuni, Bombay No. 9.	Do.	..	206	206
"	Do.	2,514	Shaikh Madrasa Mohomedia School.	No. 216-18, Bhandi Bazar Road, Bombay No. 9.	Aided Urdu	110	..	110
"	Do.	2,514	Madrasa Mohomedia Jumammasjid.	No. 3, Jangikar Street, Bombay No. 3.	Do.	88	..	88
"	Do.	2,514	Sharifa School	Kapad Bazar Colour Market, Jumammasjid.	Do.	77	94	171
"	Do.	2,514	Maktabe Madrasa Mohomedia	Chowki Moholla Masjid	Do.	23	11	39

BOMBAY WITH DETAILS - AIDED SCHOOLS.

for 1919-1920.

Number of Teachers.			Annual Expenditure exclusive of Supervision and Medical Inspection Charges.					Annual Expenditure per head of Pupil.	Annual Grant to Aided Schools per head of Pupil.	Grant paid for 1919-1920.	Average rate of Fees charged.	Result of 4th Standard Examination (conducted by the Government Deputy Educational Inspector with help from the Superintendents' Municipal Schools).	
Males.	Females.	Total.	Teachers' salaries.	Pays of other servants.	Rent, if any	Contingencies, &c.	Total.					Appeared.	Passed.
			Rs. a. p.	Rs. a. p.	Rs. a. p.	Rs. a. p.	Rs. a. p.	Rs. a. p.	Rs. a. p.	Rs. a. p.			
..	..	2	276 0 0	21 0 0	23 0 0	323 0 0	11 2 0	2 8 0	78 0 0	Free		
April 1920	1	2	834 0 0	64 0 0	444 0 0	66 10 0	1,428 10 0	27 7 4	6 4 1	{ 810 0 0 15 8 0 }	Rs. 1 & as. 8		
..	9	9	2,984 0 0	366 0 0	1,980 0 0	831 0 0	6,161 0 0	40 12 0	8 10 0	{ 1,243 8 0 32 2 0 }	Free		
..	2	12	4,134 0 0	482 0 0	146 0 0	1,126 0 0	5,888 0 0	27 13 3	5 8 0	1,168 2 0	Rs. 2 & Rs. 1		
..	1	7	5,101 0 0	500 0 0	NU.	558 0 0	6,159 0 0	36 10 0	7 9 0	{ 1,214 8 0 60 11 0 }	Rs. 1 & as. 4		
..	6	6	1,880 0 0	96 0 0	1,680 0 0	152 0 0	3,808 0 0	28 7 0	8 1 0	{ 1,031 8 0 51 9 0 }	Rs. 2 & Re. 1		
..	3	3	1,311 0 0	84 0 0	456 0 0	82 5 0	1,933 5 0	28 18 6	5 14 6	396 0 0	Rs. 1 & as. 8		
..	7	7	2,353 4 0	72 0 0	600 0 0	29 0 0	3,054 4 0	27 1 0	6 3 0	700 0 0	Rs. 2, Re. 1 & as. 4		
..	6	6	4,371 0 0	442 0 0	2,496 0 0	508 0 0	7,812 0 0	31 6 0	4 0 0	1,000 0 0	Rs. 4, 3 & 2		
..	3	1	1,260 0 0	105 0 0	420 0 0	442 0 0	2,227 0 0	58 10 0	6 5 0	240 0 0	Rs. 2 & Rs. 1		
..	3	3	984 0 0	60 0 0	324 0 0	38 0 0	1,406 0 0	42 11 0	5 5 0	175 0 0	Rs. 3, 2 & Re. 1		
..	6	6	1,401 8 9	335 0 0	840 0 0	176 8 9	2,752 7 6	28 2 0	7 6 0	721 8 0	Rs. 2 & Re. 1		
..	5	5	4,283 0 0	254 0 0	559 0 0	5,096 0 0	28 4 0	5 6 0	969 8 0	Rs. 1 & as. 8		
..	6	6	5,172 0 0	288 0 0	30 0 0	5,490 0 0	48 3 8	7 8 0	950 0 0	Rs. 5, 4 & 3		
..	2	2	174 0 0	18 0 0	38 0 0	230 0 0	7 15 0	1 12 0	51 0 0	As. 5, 6, 4 & 3		
..	2	2	600 0 0	156 0 0	336 0 0	36 0 0	1,128 0 0	21 11 0	8 2 9	425 0 0		
..	6	1	2,081 0 0	50 0 0	360 0 0	70 0 0	2,561 0 0	14 1 0	3 10 0	661 0 0	Free		
..	2	2	216 0 0	39 0 0	255 0 0	13 6 8	2 9 0	49 0 0	"		
..	5	8	2,919	148 0 0	2,400 0 0	52 0 0	5,419 0 0	26 6 0	5 0 0	1,050 0 0	"		
..	11	11	5,384 0 0	1,544 0 0	2,400 0 0	437 0 0	9,765 0 0	27 6 0	4 0 0	{ 1,375 0 0 68 12 0 }	"		
..	109 0 0		
..	162 0 0		
..	7	7	3,648 0 0	368 0 0	1,824 0 0	151 0 0	5,991 0 0	31 5 0	7 7 0	{ 1,350 0 0 67 8 0 }	Free		
..	4	3	2,196 0 0	168 0 0	NU.	2,364 0 0	15 0 0	7 5 0	1,150 0 0	As. 8, 6, 4, 3, 2		
..	3	6	3,852 0 0	180 0 0	67 6 4	668 0 0	4,767 7 1	31 1 0	3 8 0	525 0 0	As. 8, 6, 4, 3, 2 & 1		
..	8	8	2,969 2 5	84 0 0	696 0 0	109 13 7	3,859 0 0	12 0 0	12 13 0	917 0 0	Rs. 1 to as. 4		
..	9	9	3,266 8 9	184 6 5	574 13 3	4,025 7 5	11 15 0	2 1 0	700 0 0	Free		
..	4	4	1,316 11 4	70 0 0	606 0 0	51 9 0	2,044 4 4	18 6 0	2 6 0	270 0 0	As. 12, 8, 6 & 4		
..	1	1	180 0 0	15 0 0	36 0 0	231 0 0	11 0 0	1 12 0	38 0 0	Free		
..	7	7	3,307 5 3	144 0 0	1,104 0 0	940 13 6	5,505 2 9	30 9 0	4 11 0	849 0 0	Rs. 2, 8 to as. 8		
..	8	8	3,138 14 9	624 0 0	2,023 0 0	5,785 14 9	27 15 0	2 14 0	601 2 0		
..	15	15	4,448 9 5	561 0 0	2,400 0 0	255 7 6	7,665 0 11	33 0 0	7 12 0	1,800 0 0	Free		
..	3	3	1,665 0 0	86 0 0	1,440 0 0	14 8 0	3,155 8 0	26 15 0	5 5 0	625 0 0	Rs. 2-8 to Re. 1		
..	9	9	2,510 0 0	177 0 0	1,080 0 0	1,041 0 0	4,808 0 0	23 5 0	4 0 0	{ 804 0 0 40 3 0 }	Free		
..	8	8	2,634 8 1	445 8 0	668 5 6	3,748 5 7	34 0 0	6 5 0	700 0 0		
..	5	5	2,211 14 4	235 9 9	372 0 6	158 8 0	2,977 11 7	78 6 0	9 13 10	375 0 0	Free		
..	5	5	1,489 15 8	115 0 0	630 6 8	2,235 5 6	13 1 0	2 0 0	350 0 0	"		
..	2	2	815 15 0	193 8 0	182 0 0	41 2 6	1,182 9 6	30 5 0	2 1 0	81 0 0	"		

The Examination for this year was cancelled in toto, owing to leakage of questions is covered.

Ward.	Section.	Population of Primary School-going Age. Estimate of children from 7 complete to 12 complete both inclusive per census of 1911.	Name of School.	Where situated.	Description. (a) Municipal or Aided. (b) Marathi, Gujarathi or Urdu.	Number of Pupils on Roll.		
						Boys.	Girls.	Total.
C	Market	2,514	S. S. League's Ghogari Mohalla Night School.	Banian Road, Ghogari Mohalla, Pydhoni.	Aided, Urdu	32	10	42
"	Dhobi Talao	3,223	Sonapur Lane Boys' School	Sonapur Lane, No. 18, Mahadeo Shankarshet Lane.	Aided, Marathi	47	27	74
"	Do.	3,223	Fort and Proprietary, Chandanwadi School.	No. 37, Dhobi Talav, Bombay 2	Aided, Gujarathi	131	..	131
"	Do.	3,223	Shree Karunashankar Boys' & Girls' School.	No. 31, Wellington Street, Dhobi Talav, Bombay 2.	Do.	102	44	146
"	Do.	3,223	Sir J. J. Princess Street Boys' School.	Engineer Building, Princess Street, Bombay 2.	Do.	66	..	66
"	Do.	3,223	Empress High School	No. 121, Chandanwadi, Bombay 2.	Do.	5	31	36
"	Do.	3,223	Parsi Girls' School Association, Chandanwadi.	Princess Street, Chandanwadi, Bombay 2.	Do.	..	280	280
"	Do.	3,223	Sir J. J. Princess Street Girls' School.	Engineer Building Princess Street, Bombay 2.	Do.	..	121	121
"	Fanaswadi	2,283	O. M. S. Naviwadi Girls' School	House No. 102, Agiar Lane	Aided, Marathi	5	71	76
"	Do.	2,283	Fanaswadi Boys' School	Kalbadevi Road, Bombay 2	Do.	35	12	47
"	Do.	2,283	Marwadi Commercial School	Fanaswadi, Bombay 2	Aided, Hindi	129	..	129
"	Bhuleshwar	3,038	Prabhu Seminary School	Bhai Jivanji Lane, Thakurdwar No. 2	Aided, Marathi	109	..	109
"	Do.	3,038	Gokuldas Tejpal Seminary Boys' School.	No. 4, Jangkar Street, Bombay 3.	Aided, Gujarathi	183	..	183
"	Do.	3,038	National English School	Mumbadevi, near Post Office, Bombay 2	Do.	136	..	136
"	Kumbharwada	2,308	Khatar Galli Mahajan School.	Kumbharwada 2nd Lane, Vithoba's Temple.	Aided, Marathi	75	2	77
"	Do.	2,308	Nul Bazar Night School	Nul Bazar Municipal Gujarathi School.	Do.	17	..	17
"	Do.	2,308	Durgadevi Boys' School	Durgadevi Street, near Northbrook Garden.	Aided, Gujarathi	234	..	234
"	Do.	2,308	Durgadevi Girls' School	Do. do.	Do.	..	68	68
D	Khetwadi	2,661	Bal Dnyan Yardhak School	Kumbharwada 3rd Lane, Northbrook Street.	Aided, Marathi	145	..	145
"	Do.	2,661	Khetwadi Primary School	Khetwadi 6th Lane, House No. 31.	Do.	150	10	160
"	Do.	2,661	Nirgude Charitable Girls' School	Khetwadi 1st Sutar Lane	Do.	..	82	82
"	Do.	2,661	Khetwadi Sutar Lane Boys' School.	Khetwadi 1st Sutar Lane, House No. 13.	Do.	75	..	75
"	Do.	2,661	Khetwadi Sutar Lane Girls' School.	Do. do.	Do.	..	30	30
"	Do.	2,661	Framji Nasarwanji Patel School	No. 49-51, Khetwadi Main Road.	Aided, Gujarathi	193	..	193
"	Do.	2,661	Jijibhai Dadabhai Charity School	Khetwadi 12th Cross Lane	Do.	79	35	114
"	Do.	2,661	Star Primary School	Cooper Building, Khetwadi Cross Lane, No. 12.	Do.	63	28	91
"	Do.	2,661	Khetwadi Jarthosti School	Noble Building, Khetwadi Main Road.	Do.	46	109	155
"	Do.	2,661	Sir Cowasji Jehangir School	12th Khetwadi Lane	Do.	42	117	159
"	Do.	2,661	S. S. League's Isalpura Night School.	Isalpura Street, Bombay 4	Aided, Urdu	53	..	53
"	Girgaon	2,564	Mughhat Private School	House No. 2-5, Sadaashiv Street, Girgaon.	Aided, Marathi	105	14	119
"	Do.	2,564	New Balshikshan School	583, Girgaon Road, Banam Hall Lane.	Do.	80	22	102
"	Do.	2,564	Patriotic Institution School.	Mughhat Cross Lane	Do.	107	26	133
"	Do.	2,564	C. M. S. Emanuel Girls' School	Proctor Road, Girgaon	Do.	38	57	95
"	Do.	2,564	S. L. & S. S. Bhandaji Girls' School.	Mughhat Naka opposite Sarkar Tabela.	Do.	..	117	117
"	Do.	2,564	S. L. & S. S. Jagannath Shankarshet Girls' School.	Nana Shankarshet Wadi, Palav Road.	Do.	..	90	90
"	Do.	2,564	U. F. C. M. Girgaon School.	Bedam Hall Lane, Girgaon.	Do.	17	95	112
"	Do.	2,564	Girgaon Gaiwadi School	Banam Hall Lane, House No. 11, Girgaon.	Do.	37	26	63
"	Do.	2,564	U. F. C. M. Amroli School	Girgaon Back Road	Do.	18	119	137
"	Do.	2,564	Mughhat Vidyavardak Primary School.	Mughhat Cross Lane, Vithoba's Temple.	Do.	73	22	95
"	Do.	2,564	Sevasadan Home Classes Girls' School.	Nityananda Library, Sandhurst Road.	Do.	..	76	76
"	Do.	2,564	Deashtha Maratha Samaj Night School.	Do. Do.	Do.	17	..	17
"	Do.	2,564	Girgaon Night School.	Municipal Girgaon, Marathi	Do.	5	..	5

Number of Teachers.			Annual Expenditure exclusive of Supervision and Medical Inspection Charges.					Annual Expenditure per head of Pupil.	Annual Grant to Aided Schools per head of Pupil.	Grantpaid for 1919-1920.	Average rate of Fees charged.	Result of 4th Standard Examination (conducted by the Government Deputy Educational Inspector with help from the Superintendents' Municipal Schools.)	
Males.	Females.	Total	Teachers' salaries.	Pay of other servants.	Rent, if any.	Contn-gencies, &c.	Total.					Appeared.	Passed.
			Rs. s. p.	Rs. s. p.	Rs. s. p.	Rs. s. p.	Rs. s. p.	Rs. s. p.	Rs. s. p.	Rs. s. p.			
2	..	2	240 0 0	12 0 0	36 0 0	288 0 0	6 18 0	1 14 0	81 0 0	As. 4 & 6		
2	..	2	715 0 0	14 8 0	240 0 0	159 0 0	1,128 8 0	15 3 10	1 11 5	127 0 0	As. 10, 8, 6, 5, 4 & 3		
8	..	8	1,780 12 0	64 6 6	804 0 0	195 5 6	2,854 8 0	21 13 0	5 1 0	660 0 0	Rs. 2 to Re. 1		
3	4	7	1,799 0 6	142 0 0	780 0 0	1,339 8 3	4,060 14 3	27 2 0	7 3 0	1,050 0 0	Rs. 1-9 to as, 9		
5	..	5	2,380 0 0	150 0 0	960 0 0	141 0 0	3,631 0 0	55 0 0	10 5 0	680 0 0	As. 8		
..	3	3	857 0 0	36 0 0	300 0 0	24 0 0	1,217 0 0	33 13 0	6 15 0	250 0 0	Rs. 2, & Re. 1		
1	15	16	3,996 0 0	659 0 0	803 0 0	1,182 0 0	6,390 0 0	22 13 0	5 8 0	1,533 0 0	Rs. 2 & Re. 1		
..	7	7	3,184 0 0	322 0 0	1,680 0 0	558 0 0	5,604 0 0	47 0 0	9 3 0	{ 1,059 8 0 52 15 0 }	As. 8 & 4		
..	6	6	1,380 0 0	108 0 0	540 0 0	2,028 0 0	28 10 11	9 2 0	694 0 0	As. 8, 6, 5, 4 & 2		
1	..	1	300 0 0	30 0 0	168 0 0	16 0 0	520 0 0	11 1 0	2 0 0	98 0 0	As. 12, 10, 8 & 4		
..	5 7 0	700 0 0		
0	..	6	1,646 0 0	120 0 0	246 0 0	139 0 0	2,151 0 0	19 12 0	4 15 0	537 0 0	As. 8, 6 & 4		
6	..	6	1,896 0 0	175 0 0	1,480 0 0	155 0 0	3,706 0 0	20 4 0	5 3 0	950 0 0	As. 8		
4	2	6	2,209 8 0	207 0 0	885 0 0	147 11 0	3,449 3 0	25 6 0	4 3 9	576 0 0	Rs. 2 & Re. 1		
3	..	3	792 0 0	27 0 0	125 0 0	176 0 0	1,120 0 0	14 9 0	1 3 0	90 0 0	As. 12, 10, 8, 5 & 4		
2	..	2	208 0 0	24 0 0	59 0 0	291 0 0	17 1 0	7 8 0	128 0 0	As. 8, 6, 4 & 3		
6	..	6	1,548 4 1	67 5 2	1,290 0 0	57 3 3	2,968 12 6	12 10 11	3 13 5	899 0 0	As. 9		
1	2	3	724 7 10	29 11 8	432 0 0	18 9 0	1,199 12 4	19 8 0	3 2 9	200 0 0	Free		
5	..	5	1,290 8 0	56 0 0	104 0 0	133 0 0	1,583 8 0	10 15 0	3 8 0	521 0 0	As. 12, 10, 8 & 4		
5	..	5	1,659 0 0	52 0 0	456 0 0	106 9 0	2,273 0 0	14 3 0	3 10 0	580 0 0	As. 12, 10, 8, 5 & 4		
2	3	5	831 7 8	68 0 0	48 0 0	116 13 0	1,496 4 8	18 4 0	3 3 0	266 0 0	Free		
3	..	3	704 0 0	180 0 0	24 0 0	908 0 0	13 2 0	2 0 0	147 0 0	As. 8, 6 & 4		
1	..	1	240 0 0	96 0 0	12 0 0	348 0 0	11 9 7	5 3 0	156 0 0	As. 8, 6 & 4		
8	..	8	1,796 0 0	156 0 0	1,260 0 0	259 0 0	3,461 0 0	18 0 0	4 0 0	703 8 0	As. 12		
6	1	7	2,100 0 0	48 0 0	990 0 0	97 0 0	3,235 0 0	28 0 0	5 3 4	600 0 0	Free		
4	3	7	1,468 0 0	66 0 0	396 0 0	89 8 6	2,019 8 6	22 3 0	3 8 3	320 0 0	Rs. 2 & 1		
1	4	5	1,582 0 0	96 0 0	552 0 0	363 9 0	2,503 9 0	16 12 0	4 12 0	{ 700 0 0 35 0 0 }	Re. 1 & as. 8		
1	7	8	2,448 0 0	84 0 0	384 0 0	155 0 0	3,066 0 0	19 4 5	6 14 0	{ 1,040 0 0 52 0 0 82 0 0 }	Rs. 1-8 to as. 8		
4	..	4	432 0 0	300 0 0	120 0 0	555 0 0	10 8 0	1 8 0	82 0 0	As. 6 & 4		
5	..	5	1,466 0 0	84 0 0	456 0 0	35 0 0	2,041 0 0	17 0 0	5 0 0	600 0 0	As. 10, 8, 6 & 4		
4	..	4	1,087 0 0	42 0 0	456 0 0	59 0 0	1,594 0 0	15 10 0	4 4 0	452 0 0	As. 12, 10, 8, 5 & 4		
4	..	4	1,561 0 0	110 0 0	336 0 0	133 2 3	2,140 2 3	16 1 0	4 6 6	586 0 0	As. 12, 8, 7, 6, 5 & 4		
1	4	5	3,948 0 0	241 0 0	935 0 0	5,119 0 0	63 14 0	10 8 8	1,000 0 0	As. 4		
3	2	5	1,702 10 11	160 0 0	960 0 0	34 12 2	2,866 7 1	24 8 0	6 9 0	773 0 0	As. 4		
2	4	6	1,747 5 5	153 0 0	19 3 0	1,910 8 5	21 5 10	5 12 0	519 0 0	As. 4		
1	5	6	2,348 0 0	260 0 0	1,212 0 0	102 0 0	3,922 0 0	35 0 0	11 0 0	{ 1,200 0 0 60 0 0 }	As. 5		
2	..	2	456 0 0	150 0 0	89 0 0	695 0 0	11 0 0	2 5 0	147 0 0	As. 10, 8, 6 & 4		
1	5	6	2,473 0 0	278 0 0	1,800 0 0	386 0 0	4,937 0 0	36 0 0	6 5 0	{ 700 0 0 35 0 0 }	As. 6 & 4		
3	..	3	744 0 0	24 0 0	240 0 0	42 0 0	1,050 0 0	11 0 0	2 13 0	270 0 0	As. 10, 8, 6 & 4		
3	1	9	1,694 0 0	35 0 0	122 0 0	1,851 0 0	24 6 0	2 8 0	191 0 0	Re. & as. 8		
1	..	1	180 0 0	36 0 0	180 0 0	60 0 0	456 0 0	26 13 0	4 12 0	81 0 0		
2	..	2	170 0 0	15 0 0	15 0 0	200 0 0	40 0 0	8 10 0	43 0 0	As. 8, 6, 4 & 3		

The Examination for this year was cancelled in toto, owing to leakage of questions discovered.

Ward.	Section.	Population of Primary School-going Age. Estimate of children from 7 complete to 12 complete both inclusive per census of 1911.	Name of School.	Where situated.	Description. (a) Municipal or Aided. (b) Marathi, Gujarathi or Urdu.	Number of Pupils on Roll.			
						Boys.	Girls.	Total.	
D	Girgaon	2564	Yande, A. V., Free Night School.	Municipal Girgaon, Marathi	Aided, Marathi	80	..	80	
		2564	Sevasadan Normal Classes	Municipal Lamington Road School	"	..	97	97	
		2564	Prof. Date's Deaf & Mute Institution.	54, Zavba's Wadi, Thakurdwar	"	..	20	5	25
		2564	Marwadi Vidyalaya	Sandhurst Road, Girgaon School	Aided, Hindi	..	166	..	166
		2564	Britania School, Girls'	No. 462, Proctor Road, Girgaon	Aided, Gujarathi	..	22	84	106
		2564	Sir Mangaldas Nathubhai School.	Vanita Vishram, Sandhurst Road, Girgaon.	"	122	122
		2564	Vanita Vishram Normal Classes	Vanita Vishram, Sandhurst Road, Girgaon.	"	118	118
		949	Byramji Jijibhai P. B. Institution.	No. 1A, Queen's Road, Bombay	"	..	99	..	99
		949	Harding School	Atmaram Building, New Charni Road.	"	..	5	6	11
		949	Merwanji Sethna Parsi School, Girls.'	Tapia Building, A Block, Charni Road Junction.	"	..	18	55	73
949	Miss Bennett's Girls' School	Kashinath Building, Khetwadi 7th Lane.	"	..	19	43	62		
949	Princess High School, Girls'	Fateha Manzil, New Queen's Road.	"	..	25	50	75		
Mahalaxmi	Mahalaxmi	2191	D. C. M. Ram Mohan Day School.	Mahalaxmi, Tardeo Flat Road	"	..	85	25	110
		2191	D. C. M. Ram Mohan Night School.	" " "	"	..	22	..	22
		2313	D. N. Poor Boys' Seminary School.	Chikalwadi, Grant Road	Aided, Marathi	..	78	2	78
		2313	U. F. C. M. Govalla Tank Girls' School.	Mission Compound, Govalla Tank Road.	"	..	20	111	131
2313	M. E. Mission Tardeo School	Tarwadi, House No. 27-28, Margao	"	..	30	5	35		
2313	Tardeo Night School	" " " "	"	..	7	..	7		
2313	Social S. League, Tardeo New Compound.	" " " "	"	..	31	3	34		
2313	S. S. League, Chikalwadi	" " " "	"	..	18	..	18		
2313	S. S. League Tardeo Night School.	Dorabji Chawl	"	..	15	..	15		
2313	Grant Road Vernacular School.	Pannalal Terraces, E Block, No. 1-2, Grant Road.	Aided, Gujarathi	..	148	27	175		
2313	Fort & Proprietary High School, Grant Road.	Kalyandas Building, Gowalia Tank.	"	..	184	..	184		
2313	Tutorial High School	Govalla Tank Road, Bombay No. 7.	"	..	325	178	503		
2313	Grant Road Boys' & Girls' School.	Empire Terraces, Foras Road	"	..	30	36	66		
2313	Bai Ratanbai F. Pandya School	Gilder Lane, Tardeo..	"	..	66	139	205		
Kamathipura	Kamathipura	3062	Kamathipura 6th Lane School	Kamathipura Bazar Road 6th Lane, No. 36-40.	Aided, Marathi	..	101	..	101
		3062	Kamathipura 3rd Lane School	Kamathipura 3rd Lane, House No. 62-64.	"	..	64	9	73
		3062	Salvation Army Dhor Chawl..	Foras Road	"	..	22	2	24
		3062	Salvation Army, Foras Road	Foras Road, Dhor Chawl in Jaijrai Street.	"	..	39	7	46
		3062	S. S. League, Foras Road	" " " "	"	..	30	..	30
		3062	Hanifa Free School	Falkland Road, House No. 158, Bombay No. 7.	Aided, Urdu	..	51	12	63
First Nagpada	First Nagpada	534	Lady Northcote Hindu Orphanage.	No. 93, Chinchpooji, Parel	Aided, Gujarathi	..	116	..	116
		534	S. S. League Chhatrisarang School	No. 126, Old Nagpada Road, Chhatrisarang Street.	Aided, Urdu	..	75	..	75
		534	S. S. League, New Nagpada	Huleria Street, Bombay	"	..	93	..	93
Byculla	Byculla	6279	A. M. McKinley..	Jacob Circle, Haines Road	Aided, Marathi	..	48	..	48
		6279	A. M. Byculla School	Parel Road	"	..	94	66	160
		6279	Clerke Abbot Home	Clare Road, Byculla	"	..	56	1	57
		6279	Tendulkar's School	Haines Road, 188, Byculla	"	..	181	..	181
		6279	A. M. Seven Roads, Jacob Circle	Jacob Circle, Bipon Road	"	50	50
		6270	Agripada, Haines Road	Tank Pakhadi, Vithoba's Temple	"	..	41	1	42
		6279	M. Towley Boys' & Girls' School.	Dharmashala (D. B. Society), Duncan Road.	"	..	16	9	25

Number of Teachers.			Annual Expenditure exclusive of Supervision and Medical Inspection Charges.					Annual expenditure per head of Pupl.	Annual Grant to Aided Schools per head of Pupl.	Grant paid for 1919-1920.	Average rate of Fees charged.	Result of IVth Standard Examination conducted by the Government Deputy Educational Inspector with help from the Superintendents, Municipal Schools.	
Males.	Females.	Total.	Teachers' salaries.	Pays of other servants.	Rent, if any	Contingencies, &c.	Total.					Appeared.	Passed.
			Rs. a. p.	Rs. a. p.	Rs. a. p.	Rs. a. p.	Rs. a. p.	Rs. a. p.	Rs. a. p.	Rs. a. p.			
2	..	2	160 0 0	60 0 0	56 4 0	276 4 0	9 3 0	3 5 0	99 0 0	Free		
12	2	14	2,649 0 0	90 0 0	201 0 0	2,940 0 0	30 5 0	8 9 0	828 0 0	Rs. 2, Re. 1, as. 8		
4	..	4	4,410 0 0	192 0 0	720 0 0	128 0 0 30 0 0 scholarship 400 0 0	5,475 0 0	219 0 0	48 0 0	1,200 0 0	Free		
7	..	7	3,000 0 0	600 0 0	1,000 0 0	400 0 0	5,000 0 0	30 2 0	5 0 0	800 0 0	Free		
3	7	10	2,556 0 0	90 0 0	660 0 0	257 11 9	3,563 11 9	33 9 0	9 6 0	944 0 0 47 3 0	Rs. 3-8 to as. 8		
..	7	7	1,070 0 0	90 0 0	140 0 0	302 5 6	1,602 5 6	13 2 0	3 13 0	445 0 0 22 4 0	As. 2		
9	2	11	5,578 13 4	368 0 0	3,000 0 0	1,396 11 9	10,343 9 1	87 10 0	13 9 0	1,600 0 0	Rs. 2 & Re. 1		
6	..	6	2,260 0 0	170 0 0	606 0 0	3,036 0 0	30 11 0	9 13 0	972 0 0	As. 8		
..	2	2	540 0 0	120 0 0	660 0 0	60 0 0	1,380 0 0	125 7 0	36 6 0	400 0 0	Rs. 2		
..	4	4	1,301 0 0	163 0 0	680 0 0	61 0 0	2,155 0 0	29 8 0	5 1 1	370 0 0	Rs. 2 to as. 8		
1	3	4	1,041 0 0	120 0 0	456 0 0	7 13 0	1,624 13 0	26 3 0	7 3 0	427 8 0 21 6 0	Rs. 1 & as. 8		
1	5	6	1,427 0 0	108 0 0	900 0 0	133 0 0	2,568 0 0	34 4 0	6 4 0	472 8 0	Rs. 2		
3	1	4	683 5 4	12 0 0	5 0 0	47 10 9	748 7 0	6 13 0	1 13 0	200 0 0	Free		
2	..	2	148 16 8	12 0 0	23 0 3	183 15 11	8 6 0	1 5 0	29 0 0	Anna 1		
7	..	7	2,700 0 0	260 0 0	158 0 0	3,218 0 0	42 15 0	7 15 0	597 0 0		
2	4	6	2,562 12 0	124 0 0	1,330 0 0	39 0 0	3,955 12 0	30 3 0	6 0 0	800 0 0 40 0 0	As. 9, 5 & 3		
..	2	2	336 0 0	84 0 0	240 0 0	660 0 0	18 14 0	2 11 0	94 0 0		
2	..	2	146 0 0	12 0 0	28 0 0	186 0 0	26 9 0	5 7 0	38 0 0	As. 8, 6, 4 & 3		
3	..	3	288 0 0	30 0 0	50 0 0	368 0 0	10 18 0	1 10 0	54 0 0		
2	..	2	216 0 0	12 0 0	30 0 0	258 0 0	14 6 0	2 7 0	44 0 0		
2	..	2	180 0 0	18 0 0	30 0 0	228 0 0	15 3 0	3 3 0	48 0 0	Free		
4	2	6	1,643 0 0	64 0 0	792 0 0	34 10 0	2,533 10 0	14 8 0	4 1 0	715 0 0	Re. 1-8		
10	..	10	2,170 0 0	190 0 0	1,920 0 0	241 0 0	4,521 0 0	24 9 0	7 7 0	1,368 0 0	Rs. 3 & 2		
6	11	17	8,033 0 0	384 0 0	3,360 0 0	1,906 0 0	13,683 0 0	27 10 0	4 0 0	2,000 0 0	Rs. 2		
2	2	4	687 0 0	102 0 0	480 0 0	28 0 0	1,297 0 0	19 10 0	3 13 0	250 0 0	Rs. 2 & Re. 1		
2	9	11	3,768 0 0	414 0 0	1,820 0 0	599 0 0	6,601 0 0	32 3 0	9 4 0	1,890 0 0	Rs. 2-8 to as. 8		
3	..	3	778 0 0	16 0 0	264 0 0	41 0 0	1,101 0 0	10 14 0	3 6 0	344 0 0	As. 8, 6, 4 & 2		
2	..	2	420 0 0	18 0 0	144 0 0	21 5 0	603 5 0	8 4 0	1 9 0	112 0 0	As. 12, 10, 8, 6, 4 & 2		
1	..	1	192 0 0	156 0 0	19 0 0	367 0 0	15 5 0	3 2 0	75 0 0		
1	..	1	252 0 0	156 0 0	20 0 0	428 0 0	9 5 0	2 6 0	108 0 0		
..	48 0 0		
4	..	4	1,132 6 11	228 0 0	420 0 0	75 5 8	1,856 14 8	29 7 0	2 5 0	147 0 0	Free		
5	..	5	2,606 5 6	188 11 0	900 0 0	232 15 0	4,017 15 6	34 10 0	6 13 0	787 8 0		
6	..	6	720 0 0	24 0 0	30 0 0	774 0 0	10 8 0	0 12 0	54 0 0	Free		
7	..	7	600 0 0	96 0 0	756 0 0	8 1 0	0 4 0	24 0 0	As. 6 & 4		
2	1	3	567 0 0	86 0 0	192 0 0	60 0 0	905 0 0	18 10 4	6 4 0	300 0 0	As. 8, 6, 4, 3 & 2		
..	6	6	1,722 0 0	161 0 0	153 0 0	2,038 0 0	12 10 7	3 12 0	600 0 0	As. 4 & 2		
4	5	9	1,994 0 0	130 0 0	1,707 0 0	160 0 0	4,041 0 0	70 14 0	14 0 0	800 0 0	As. 8, 4 & 2		
4	..	4	1,272 0 0	372 0 0	60 0 0	1,704 0 0	9 6 0	2 8 0	459 8 0	Re. 1, As. 8, 6, 5 & 4		
1	3	4	634 0 0	86 0 0	336 0 0	36 0 0	1,092 0 0	21 13 6	6 9 0	329 0 0	As. 4, 3, 2 & 1		
1	..	1	192 0 0	30 0 0	222 0 0	5 4 0	1 10 0	69 0 0	As. 8, 6, 4 & 2		
1	1	2	206 0 0	22 0 0	228 0 0	9 1 0	3 0 0	76 0 0		

The Examination for this year was cancelled in toto, owing to leakage of questions discovered.

Ward.	Section.	Population of Primary School-going Age. Estimate of children from 7 complete to 12 complete both inclusive per census of 1911.	Name of School.	Where situated.	Description. (a) Municipal or Aided. (b) Marathi, Gujarathi or Urdu.	Number of Pupils on Roll.		
						Boys.	Girls.	Total.
<i>Aided Schools.</i>								
E	Byculla	6279	Israelite School, Jacob Circle	House No. 48, K. E. Haines Road, Jacob Circle.	Aided, Marathi	76	61	137
"	Do.	6279	Agripada S. Army School	Water Street	Do.	29	"	29
"	Do.	6279	M. E. M., Madanpura	Mooreland Road, House No. 250-51.	Do.	66	40	106
"	Do.	6279	M. E. M. Agripada	Jacob Circle, Agripada	Do.	21	6	27
"	Do.	6279	Salvation Army, Byculla	Do. do.	Do.	30	"	30
"	Do.	6279	Salvation Army, Tank Bunder.	Do. do.	Do.	29	1	30
"	Do.	6279	Currey Road Night School	Municipal Currey Road School	Do.	41	"	41
"	Do.	6279	Duncan Road Night School	Municipal Mar Duncan Road School	Do.	14	"	14
"	Do.	6279	Kangar Hitavardhak Sabha	Do. do. do.	Do.	29	5	34
"	Do.	6279	S. S. League Aiky Vardhak	Municipal Mar Byculla School	Do.	28	"	28
"	Do.	6279	C. M. S., Jacob Circle	Sonter Street, Byculla Bombay No. 8.	Aided Gujarathi	33	18	51
"	Do.	6279	C. M. S. Mahalaxmi School	Sutar Street, Madanpur, Bombay No. 8.	Do.	36	16	52
"	Do.	6279	M. E. M. DeLisle Road	De Lisle Road, Chinchpogli	Do.	19	8	27
"	Do.	6279	S. S. League, Teli Moholla	Teli Moholla, Near J. J. Hospital	Aided, Urdu	59	"	59
"	Mazagaon	2506	Holy Cross Mission School	Mazagaon Dock Yard	Aided, Marathi	47	31	78
"	Do.	2506	Israelite Mazagaon School	Mazagaon Road, Mazagaon	Do.	110	70	180
"	Do.	2506	A. M. Burnell School	Mazagaon, Love Lane	Do.	33	10	43
"	Do.	2506	New Mazagaon Boys' School	No. 23, Gunpowder Road, Mazagaon	Aided, Gujarathi	118	"	118
"	Do.	2506	New Mazagaon Girls' School	Do. do. do.	Do.	"	71	71
F	Parel	3789	Parel Boys' School	Parel Tram Terminus, Government Gate Road	Aided, Marathi	245	"	245
"	Do.	3789	A. M. Parel School	Parel Village Road	Do.	19	33	52
"	Do.	3789	D. C. M. Parel Girls' School	Government Gate Road, near Naka of Bhoiwada Cross Road	Do.	"	52	52
"	Do.	3789	New Parel Bhoiwada	Parel Bhoiwada, No. 74	Do.	99	5	104
"	Do.	3789	Wesleyan Mission, Parel	Do. do.	Do.	93	25	118
"	Do.	3789	Parel Night School	Do. do.	Do.	22	"	22
"	Do.	3789	S. S. League, Murarji Gohaldas School.	Do. do.	Do.	28	"	28
"	Do.	3789	De Lisle Road, Parel Boys' & Girls' School.	No. 15, Lower Parel, DeLisle Road.	Aided, Gujarathi	78	11	89
"	Do.	3789	New Parel School	Do. do.	Do.	"	"	"
"	Do.	3789	Sir J. J. Parel School	On the Junction of Superibaug Road and Currey Road, Parel.	Do.	"	117	117
"	Sewri	1588	David Sassoon Reformatory	Matunga, Lady Hardinge Road	Aided, Marathi	134	"	134
"	Do.	1588	Acworth Laper Asylum	Matunga, 1769	Do.	6	5	11
"	Do.	1588	Matunga Vincent Road School.	Vincent Road Matunga,	Do.	50	2	52
"	Do.	1588	Matunga Bazar Peth School	Near G. I. P. Workmen's Cottage	Do.	34	8	42
"	Do.	1588	Children's Refuge School, Matunga.	Lady Jamshedji Road, No. 420	Do.	48	8	56
"	Do.	1588	Bombay Port Trust Wadala School	Do. do.	Do.	120	15	135
"	Do.	1588	S. S. League, Sewri Night School.	Dubha's Building, 23-25, Sewri Cross Road.	Aided, Urdu	46	"	46
"	Sion	2656	David Sassoon Reformatory	Matunga Lady Hardinge Road	Aided, Gujarathi	58	"	58
"	Do.	2656	S. P. G. M. Anglo-Tamil	Near Post Office, Dharavi Road	Aided, Tamil	23	9	32
G	Mahim	2641	G. E. Institute (Ver Branch) Dadar School.	Lady Jamshedji Road, Dadar	Aided, Marathi	245	"	245
"	Do.	2641	Salvation Army Mahim School	Do. do.	Do.	30	"	30
"	Do.	2641	Nare and Mandall Charitable School.	Do. do.	Do.	48	4	52

Number of Teachers.			Annual Expenditure exclusive of Supervision and Medical Inspection Charges.					Annual expenditure per head of Pupl.	Annual Grant to Aided Schools per head of Pupl.	Grant paid for 1910-1920.	Average rate of Fees charged.	Result of IVth Standard Examination conducted by the Government Deputy Educational Inspector with help from the Superintendents, Municipal Schools.	
Males.	Females.	Total.	Teachers' salaries.	Pays of other servants.	Rent, if any.	Contingencies, &c.	Total.					Appeared.	Passed.
			Rs. a. p.	Rs. a. p.	Rs. a. p.	Rs. a. p.	Rs. a. p.	Rs. a. p.	Rs. a. p.	Rs. a. p.	Rs. a. p.		
4	2	6	1,683 0 0	173 0 0	792 0 0	223 0 0	2,871 0 0	20 15 0	4 0 0	550 0 0	As. 12, 8, 6, 4 & 2		
1	..	1	180 0 0	60 0 0	21 0 0	261 0 0	9 0 0	2 2 0	63 0 0		
..	4	4	1,080 0 0	96 0 0	1,176 0 0	11 2 0	2 13 0	301 8 0		
..	1	1	180 0 0	60 0 0	90 0 0	10 0 0	340 0 0	12 9 0	2 1 0	56 0 0		
1	..	1	196 0 0	120 0 0	22 0 0	338 0 0	11 4 9	2 6 0	73 0 0		
1	..	1	229 8 0	150 0 0	23 0 0	407 8 0	13 9 0	3 5 0	100 0 0		
3	..	3	195 0 0	12 0 0	50 0 0	257 0 0	6 4 0	1 13 0	76 0 0	As. 8, 4, 3		
2	..	2	153 0 0	12 0 0	29 0 0	194 0 0	16 13 0	2 11 0	38 0 0	As. 8, 6 & 3		
2	..	2	300 0 0	40 0 0	360 0 0	10 9 0	1 4 8	44 0 0		
2	..	2	904 0 0	12 0 0	36 0 0	252 0 0	9 0 0	1 13 0	51 0 0	Free		
1	2	3	921 0 0	122 8 0	30 4 0	1,073 12 0	21 0 0	5 14 0	300 0 0	As. 5 & 4		
2	1	3	930 0 0	113 0 0	31 0 0	1,074 0 0	20 10 0	2 5 6	122 0 0	As. 5 to as. 3		
1	..	1	354 0 0	1 0 0	46 14 6	401 14 6	15 0 11	2 7 0	66 0 0	Free		
3	..	3	324 0 0	6 0 0	108 0 0	438 0 0	7 6 9	1 7 0	86 0 0	As. 6 & 4		
1	5	6	2,517 10 0	267 0 0	30 0 0	30 4 3	4,944 14 3	59 12 0	8 15 7	700 0 0	As. 4, 3, 2 & 1		
7	3	10	3,362 0 0	360 0 0	335 0 0	4,047 0 0	22 7 8	5 8 10	1,000 0 0	As. 12, 8, 6, 4 & 2		
2	2	3	399 0 0	66 0 0	200 0 0	37 0 0	752 0 0	17 7 9	6 15 0	299 0 0	As. 4, 3, 2 & 1		
3	1	4	1,565 0 0	42 0 0	468 0 0	68 0 0	2,143 0 0	18 2 6	4 8 10	537 8 0	Re. 1-3 to as. 3		
1	3	4	1,400 0 0	35 0 0	300 0 0	106 0 0	1,841 0 0	25 14 10	6 10 0	450 0 0	Re. 1 to as. 4		
3	2	10	2,029 0 0	420 0 0	423 0 0	2,692 0 0	10 15 0	3 2 0	778 0 0	As. 8, 4, 2 & 1		
1	3	4	650 0 0	86 0 0	276 0 0	33 0 0	1,045 0 0	20 1 0	5 0 0	288 8 0		
..	2	2	471 0 0	48 0 0	519 0 0	9 15 0	3 9 0	186 0 0	As. 8, 4, 2 & 1		
3	..	3	681 0 0	24 0 0	171 0 0	32 0 0	908 0 0	8 11 0	1 6 0	147 0 0	As. 8, 6, 4		
3	1	4	1,104 0 0	199 0 0	70 0 0	1,354 0 0	11 7 0	0 13 0	93 10 0		
2	..	2	165 0 0	18 0 0	27 0 0	210 0 0	9 8 0	2 13 0	63 0 0	As. 8, 0, 5 & 4		
2	..	2	216 0 0	24 0 0	240 0 0	3 13 10	2 4 0	64 0 0		
3	..	5	1,722 8 0	75 0 0	426 0 0	40 4 0	2,263 12 0	25 7 0	2 14 0	256 8 0	Re. 1-6, 1-4 & 1		
..	7	7	2,436 0 0	340 0 0	1,320 0 0	558 0 0	4,054 0 0	39 12 0	6 9 0	735 0 0 36 0 0	Re 1, as. 4		
3	..	3	1,049 0 0	144 0 0	2,092 0 0	15 9 0	4 1 0	550 0 0		
2	..	1	60 0 0	60 0 0	5 7 0	7 4 0	80 0 0	Free		
2	..	2	404 0 0	249 0 0	1,60 0 0	813 0 0	15 10 0	3 9 0	240 0 0	Re. 1 as. 8 & 6		
1	..	1	358 0 0	180 0 0	183 8 0	666 8 0	15 12 0	3 0 0	128 0 0	As. 12, 8 & 6		
3	2	5	699 0 6	699 0 6	12 7 0	2 1 0	118 8 0		
3	1	4	1,448 4 0	228 0 0	340 0 0	2,016 4 0	14 14 0	2 15 0	400 0 0		
2	..	2	324 0 0	12 0 0	87 0 0	430 0 0	9 5 0	1 1 0	51 0 0	As. 4		
..	6 0 0	302 8 0	..		
1	1	2	720 0 0	12 0 0	190 0 0	25 0 0	937 0 0	29 4 0	4 0 0	Re. 1-8 per year.		
6	..	6	1,378 0 0	175 0 0	600 0 0	92 0 0	2,245 0 0	9 2 6	2 12 9	685 8 0	As. 5, ples 9		
3	..	3	242 8 0	10 0 0	177 0 0	27 0 0	456 8	15 3 2	4 12 9	144 0 0		
2	..	2	480 0 0	60 0 0	36 0 0	576 0 0	11 1 0	1 10 0	34 0 0		

The Examination for this year was cancelled in toto, owing to leakage of questions discovered.

MUNICIPAL OFFICE,
BOMBAY, 27th May 1920.

From

THE MUNICIPAL AUDITORS,
BOMBAY.

To

THE MUNICIPAL SECRETARY,
BOMBAY.

SIR,

In accordance with Section 137 of the Bombay Municipal Act of 1888, we have the honour to forward herewith four Appendices, marked A, B, C and D, containing the result of the scrutiny of outstanding bills of Rates and Taxes which were in the hands of the Ward Clerks and in the Office of the Assessor and Collector on the 31st March 1920.

2. Appendix D shows outstanding bills of additional General Tax, levied from certain house owners in the B, C and D Wards, under the orders of the Chief Presidency Magistrate, for payment to the Bombay Electric Supply and Tramways Company Ltd., on account of compensation for damages to the Tramway Cars during the riots of April 1919.

3. These appendices form part of the Annual Report on the Municipal Accounts for the year 1919-20 now under preparation.

4. We beg to add that some of the bills included in these appendices were certified by the Assessment Department to have been paid on or after the 1st April 1920, and were, therefore, not placed before us for scrutiny.

We have the honour to be,

Sir,

Your most obedient servants,

H. S. KATRAK,
BHUKHANDAS B. DESAI,

Municipal Auditors.

Appendix A.

STATEMENT of outstanding bills of Rates and Taxes for the year 1919-20 in the hands of the Ward Clerks and in the office of the Assessor and Collector on the 31st March 1920.

Wards	No. of Bills.	Amount.									Grand Total.	Remarks.
		On value.				Compounded or Special.			Tax on Vehicles and Animals.	Meter hire.		
		General Tax.	Water Tax.	Halalkhore Tax.	Total.	Compounded water service.	Special Halalkhore Service.	Water charged by meter.				
Rs. a. p.	Rs. a. p.	Rs. a. p.	Rs. a. p.	Rs. a. p.	Rs. a. p.	Rs. a. p.	Rs. a. p.	Rs. a. p.	Rs. a. p.	Rs. a. p.		
A	535	24,383 5 5	4,916 13 0	7,400 0 8	86,800 2 8	9 0 0	112 11 0	7,090 0 9	2,716 5 4	868 0 11	46,896 4 8	
B	166	18,403 14 5	4,870 2 1	5,088 8 2	25,812 8 8	1 0 0	1,578 3 11	811 0 0	249 14 7	27,952 11 2	
C	98	10,560 6 11	3,153 8 3	3,638 1 5	17,346 11 7	6 0 0	616 18 6	283 0 0	42 0 0	18,294 9 1	
D	223	6,080 9 3	1,741 1 1	3,984 4 8	11,755 15 0	8 8 0	595 4 0	1,789 5 4	120 0 0	14,269 0 4	
E	115	1,391 1 10	432 15 0	568 14 11	2,892 15 9	2 0 0	710 8 0	991 0 0	60 0 0	4,656 7 9	
F	60	518 6 1	151 8 2	160 2 3	880 0 5	128 0 0	12 0 0	970 0 5	
G	61	698 14 8	208 4 9	211 14 3	1,114 1 8	179 3 9	244 0 0	72 0 0	1,609 5 5	
Govt. Port Trust and Railway Section.	110	3,826 9 5	53 3 1	195 14 9	4,075 11 3	4,867 6 0	29,378 10 8	98 0 0	3,839 8 4	42,259 4 3	
City Improvement Trust Section.	227	8,469 12 0	1,686 18 10	1,661 9 10	11,768 8 8	2 8 0	75 8 6	1,949 5 5	152 0 0	65 0 0	14,012 0 7	
Total ...	1,595	72,683 0 0	16,659 0 3	22,854 6 5	1,12,196 6 8	29 0 0	5,055 9 6	42,098 2 0	6,712 10 8	4,828 7 10	1,70,920 4 8	

MUNICIPAL OFFICES,
Bombay, 27th May 1920,

H. S. KATRAK,
BHUKHANDAS B. DESAI,
Municipal Auditors.

Appendix B.

STATEMENT of outstanding bills of Rates and Taxes for the year 1918-19, and previous years in the hands of the Ward Clerks and in the office of the Assessor and Collector on the 31st March 1920.

Wards.	No. of Bills.	Amount.									Grand Total.	REMARKS.
		On Value.				Compounded or Special.			Tax on Vehicles and Animals.			
		General Tax.	Water Tax.	Halalkhore Tax.	Total.	Compounded Water Service.	Special Halalkhore Service.	Water charged by Meter.				
Rs. a. p.	Rs. a. p.	Rs. a. p.	Rs. a. p.	Rs. a. p.	Rs. a. p.	Rs. a. p.	Rs. a. p.	Rs. a. p.	Rs. a. p.			
A	2	16 0 0	16 0 0	
<i>For the year 1916-17.</i>												
A	20	160 0 0	160 0 0	
C	2	1 12 6	1 12 6	1 12 6	
Total ...	22	1 12 6	1 12 6	160 0 0	161 12 6	
<i>For the year 1917-18.</i>												
A	45	167 3 10	50 12 11	50 12 11	268 13 8	519 0 0	787 13 8	
B	2	128 6 3	54 15 9	54 15 9	236 5 9	236 5 9	
C	4	40 11 3	40 11 3	40 11 3	
D	26	1 1 5	0 5 8	1 8 0	2 14 8	189 12 0	290 0 0	482 10 8	
E	21	15 0 11	4 9 2	4 4 2	24 3 3	251 0 0	275 3 3	
F	11	31 9 6	3 0 0	34 9 6	297 8 0	15 0 0	347 1 6	
G	2	24 0 0	24 0 0	
Govt. Port Trust and Railway Section.	4	807 12 6	10 9 0	318 5 6	
City Improvement Trust Section.	5	765 7 1	232 8 8	232 8 8	1,230 8 5	1,230 8 5	
Total ...	120	1,147 8 3	343 3 9	347 6 6	1,838 2 6	807 12 6	447 13 0	1,099 0 0	3,692 12 0	
GRAND TOTAL.	144	1,149 4 9	848 8 9	347 6 6	1,839 15 0	307 12 6	447 13 0	1,275 0 0	3,870 8 6	

MUNICIPAL OFFICES,
Bombay, 27th May 1920.

H. S. KATRAK,
BHUKHANDAS B. DESAI,
Municipal Auditors.

Appendix C.

SUMMARY of Appendices A and B.

Year.	Appendix A.		Appendix B.		Grand Total.	
	Number of bills.	Amount.	Number of bills.	Amount.	Number of bills.	Amount.
		Rs. a. p.		Rs. a. p.		Rs. a. p.
1919-20	1,595	1,70,920 4 8	1,595	1,70,920 4 8
1918-19	120	3,692 12 0	120	3,692 12 0
1917-18	22	161 12 6	22	161 12 6
1916-17	2	16 0 0	2	16 0 0
Total	1,595	1,70,920 4 8	144	3,870 8 6	1,739	1,74,790 13 2

288

MUNICIPAL OFFICES,
Bombay, 27th May 1920. }

H. S. KATRAK,
BHUKHANDAS B. DESAI,
Municipal Auditors.

Appendix D.

Statement of outstanding bills of additional General Tax ordered to be recovered by the Chief Presidency Magistrate for payment to the Bombay Electric Supply and Tramways Co., Ltd., on account of compensation for damages to the Tramway Cars during the riots of April 1919.

Year.	Number of bills.	Amount.
1919-20 	862	<div style="text-align: right; margin-bottom: 0;">Rs. a. p.</div> <div style="text-align: right; margin-top: 0;">1,828 6 10</div>

MUNICIPAL OFFICES, }
 Bombay, 27th May 1920. }

H. S. KATRAK,
 BHUKHANDAS B. DESAI,
Municipal Auditors.

BOMBAY, 13th September 1920.

From

THE MUNICIPAL AUDITORS,
BOMBAY.

To

THE MUNICIPAL SECRETARY,
BOMBAY.

SIR,

We have the honour to forward herewith our Report on the accounts of the Schools Committee for the year 1919-20.

We have the honour to be,

Sir,

Your most obedient servants,

H. S. KATRAK,
BHUKHANDAS B. DESAI,
Municipal Auditors

**REPORT ON THE ACCOUNTS OF THE "SCHOOL FUND" FOR THE
YEAR 1919-20.**

In accordance with the Bye-law No. 14 of the Schools Committee, we beg to report that we have audited the accounts, examined all the vouchers, relating to the Receipts and Disbursements of the "Schools Fund" in charge of the Schools Committee from the 1st April 1919 to the 31st March 1920, and found them in order. Some irregularities, found in the course of the Audit of the Accounts and vouchers, will be reported to the Secretary of the Schools Committee for note and necessary action.

2. The total receipts of the "Schools Fund" during the year 1919-20 amounted to Rs. 12,85,632-9-5 against Rs. 8,83,348-12-8 for the year 1918-19. The excess of Rs. 4,02,283-12-9 is due mainly to increase in the contribution from the General Municipal Fund.

3. The total expenditure during the year 1919-20 amounted to Rs. 12,87,211-8-11 against Rs. 8,53,437-7-7 in the year 1918-19. The increase of Rs. 4,33,774-1-4 was due to (1) opening of additional schools and consequent increase in the number of teachers, (2) improved housing accommodation for schools, (3) increase in the grants to aided schools, &c., as explained by the Secretary, Schools Committee, in his Annual Administration Report for the year 1919-20.

4. The expenditure under some of the heads of account exceeded the Budget Grants, sanctioned for them. The total excess amounted to Rs. 29,424-2-10 which was met by re-appropriation from savings under other grants and the Surplus Cash Balance.

5. The total assets and workable balance of the "Schools Fund" on the 31st March 1920 were Rs. 1,14,744-6-9 and Rs. 42,487-2-11 respectively, as shown below:—

	Rs.	a.	p.
Advances recoverable	230	0	0
Government Promissory Notes being Security Deposits of Contractors kept for safe custody with the Bank of Bombay (nominal value)	2,200	0	0
Government Promissory Notes and other Securities belonging to Prize and other Funds, deposited with the Bank of Bombay for safe custody (nominal value)	62,000	0	0
Government Promissory Notes of the nominal value of Rs. 11,200 on account of investment of Surplus Cash Balance of the "Schools Fund" kept with the Bank of Bombay for safe custody (actual value)	10,801	0	0
<i>Cash Balances—</i>			
(a) In the Bank of Bombay	Rs. 39,487	13	6
(b) In the Office Treasury	" 25	9	3
	39,513	6	9
Total amount of Assets ...	Rs. 1,14,744	6	9
<i>Deduct—</i>			
<i>Total liabilities.</i>			
(a) Amount of Prize, &c., Funds	Rs. 64,335	4	5
(b) Amount of Deposits	" 7,921	15	5
	72,257	3	10
Total amount of workable balance... Rs.	42,487	2	11

6. The balance in the Pass Book of the Bank of Bombay was verified by us and found correct, and the safety receipts for the Government Paper, &c., lodged with the Bank of Bombay, were examined and found to be in order. The cash balance in the office treasury was counted by us and found correct.

H. S. KATRAK,
BHUKHANDAS B. DESAI,
Municipal Auditors.

BOMBAY, 13th September 1920.

BOMBAY, 24th September 1920.

From

THE MUNICIPAL AUDITORS,
BOMBAY.

To

THE MUNICIPAL SECRETARY,
BOMBAY.

SIR,

We have the honour to forward herewith our report on the Municipal Accounts for the year 1919-20 with a view to the same being printed and submitted to the Corporation as usual.

We have the honour to be,

Sir,

Your most obedient servants,

H. S. KATRAK,
BHUKHANDAS B. DESAI,

Municipal Auditors.

**REPORT OF THE AUDITORS OF MUNICIPAL ACCOUNTS
FOR THE YEAR 1919-1920.**

For the audit of accounts under review, Khan Sahab H. S. Katrak and Mr. B. B. Desai were appointed to be Auditors as per Corporation Resolution No. 8899, dated the 6th March 1919.

2. As usual, all vouchers and papers relating to both Receipts and Disbursements for the year 1919-20 were examined with the Day Books, and the Postings in the Ledger were also checked with the entries in the Day Books and Journal Sheets.

3. The weekly statements of Receipts and Charges of the Municipal Fund were examined, as they were prepared, prior to their publication in the *Bombay Government Gazette*.

4. The number of vouchers, relating to the accounts of the year under review, compares with those of the previous year as follows:—

			1918-19.	1919-20.
Receipt Vouchers	40,388	42,761
Disbursement Vouchers	83,771	81,709
Total	124,159	124,470

There was thus an increase of 311 in the number of Vouchers for the year under report.

5. The result of the year, compared with the Budget and the Revised Estimates and the actuals of the previous year, has been summarized below:—

	1918-19.		1919-20.		
		Actuals.	Budget.	Revised.	Actuals.
		Rs.	Rs.	Rs.	Rs.
Revenue and Receipts	...	1,73,74,185	1,71,15,000	1,81,96,000	1,83,16,927
Expenditure	...	1,70,26,649	1,79,32,592	1,94,03,431	1,83,09,277
Surplus +	...	+3,47,536	+ 7,650
Deficit —	—8,17,592	—12,07,431
Unexpended Budget grant re- newed in the next year.		13,67,073	17,65,908

6. The total Receipts during the year under review were better than those of the previous year by Rs. 9,42,742, the noticeable increases being chiefly under Property Taxes, Town Duties, and Miscellaneous receipts. The actuals also exceeded the Budget and the Revised Estimates by Rs. 12,01,927 and Rs. 1,20,927 respectively.

7. The total expenditure during the year under review amounted to Rs. 1,83,09,277 against Rs. 1,70,26,649 in the previous year, resulting in an increase of Rs. 12,82,628. The principal items which contributed to this increase were the Public Works Department, the Health Department, Markets and Slaughter Houses, Primary Education and Contribution to the City Improvement Trust.

The result of the year was worse than the budget by Rs. 3,76,685 but was better than the Revised by Rs. 10,94,154.

8. The budget anticipated a deficit of Rs. 8,17,592 which was increased to Rs. 12,07,431 in the Revised. The actuals have, however, resulted in a small surplus of Rs. 7,650. Taking into account, however, the increase in outstanding liabilities on account of grants renewed, and in payment to the City Improvement Trust, the above surplus has been converted into a deficit of Rs. 4,42,634 (*vide* Appendix 3 of the Special Chief Accountant's report).

9. The outstanding charges (unexpended budget grants required to be renewed) for 1919-20 and previous years amounted to Rs. 17,65,908 against Rs. 13,67,073 in the previous year, or an increase of Rs. 3,98,835. If the whole amount of these outstanding charges had been spent during the year, the result of the year would have been worse than that anticipated in the Revised.

10. The opening cash balance on the 1st April 1919 was Rs. 5,22,295-8-5. This, together with the total receipts of the year 9,82,97,150-7-0, including Debt Deposits Advances, &c., amounted to Rs. 9,88,19,445-15-5. The gross payments during the year amounted to Rs. 9,79,81,515-8-7, thus leaving a balance of Rs. 8,37,930-6-10 on the 31st March 1920.

11. A list of charges, sanctioned by the Municipal Commissioner and paid during the year 1919-20 out of his Discretionary Contingent Grant is appended.

12. *Loans*.—During the year under report, a loan of Rs. 40 lakhs was raised in the open market at 6 per cent interest at rates varying from Rs. 102 to Rs. 99-10-0. The average rate realized was Rs. 100-3-2 per cent., *i.e.*, a little over par. The loan of Rs. 30 lakhs borrowed from the Bank of Bombay in 1918 on the security of 12 months bills, was renewed during 1919 for a further period of one year on the same conditions, *i.e.*, at a discount of 5½ per cent. free of Income Tax to the Bank, thus resulting in a discount of Rs. 5-9-3 per cent. The amount, paid to the Bank during the year under review, was Rs. 1,67,343-12-0. This charge was debited in the account to the suspense head "Advances Recoverable" pending its adjustment during the current year, *i.e.*, in the accounts for 1920-21 to the debit of "Interest" against the provision, made in the estimate for that year.

13. *Sinking Funds*.—In accordance with the instructions contained in the Corporation Resolution No. 5294, dated the 19th November 1888, all investments made during the year under report, on account of Sinking Funds pertaining to all the several loans, due by the Municipality, were examined and found to agree with the amounts, provided in the Budget for the year. The total, accumulated balances on account of all Sinking Funds amounted to Rs. 2,31,81,476-6-11 on the 31st March 1920 (Rs. 2,31,81,069-11-0 in Securities of the nominal value of Rs. 2,28,09,000 and £ 25,000 = Rs. 3,75,000, as shown below and Rs. 406-11-11 in *cash*).

	Nominal Value.			Actual Value.		
	Rs.	a.	p.	Rs.	a.	p.
5 per cent. Municipal Debentures ...	36,60,500	0	0	36,60,500	0	0
4 per cent. do. do. ...	1,11,73,500	0	0	1,11,73,368	2	0
4 per cent. Bombay Port Trust Bonds...	5,53,000	0	0	5,53,000	0	0
4 per cent. Bombay City Improvement Trust Bonds ...	30,97,500	0	0	30,94,701	9	0
4 per cent. do. do. Sterling Bonds £ 25,000 ...	3,75,000	0	0	3,75,000	0	0
4 per cent. Government Conversion Loan of 1916-17 ...	24,00,000	0	0	24,00,000	0	0
5½ per cent. Government Paper—Indian War Bonds of 1920-22 ...	19,24,500	0	0	19,24,500	0	0
Total Rs. ...	2,31,84,000	0	0	2,31,81,069	11	0
Amount in Current Accounts with the Bank of Bombay			406	11	11
Grand Total	2,31,84,000	0	0	2,31,81,476	6	11

14. The safety receipts, given by the Bank of Bombay for the above Securities in its custody, were examined and found to be in order, and the cash balances on account of the said Sinking Funds, as shown in the Bank's Pass Books, were also verified and found correct.

15. *Advances*.—The balance outstanding on the 31st March 1920 under the head "Advances", "Personal Account of Municipal Officers", was Rs. 87,809-4-9 against Rs. 40,505-7-2 on the same date last year. The former sum includes Rs. 8,362-1-6 on account of Permanent Advances to Municipal Officers and the remaining sum of Rs. 79,447-3-3 stands debited to "Advances" pending adjustment in the accounts.

16. The balances on the 31st March 1920 under the heads, noted below, compared with those on the same date of the preceding year as under:—

	1918-19.		1919-20.	
	Rs.	a. p.	Rs.	a. p.
Departmental works	27,782	1 11	57,333	2 10
Private works	74,477	4 9	1,26,574	12 7
Workshops	77,521	0 7	85,606	14 10
Total Rs. ...	1,79,780	7 3	2,69,514	14 3

17. The balance on 31st March 1920, under the head "Personal Account of Municipal Contractors" for supplies and services rendered to them and for recoveries due from the defaulting contractors, was Rs. 1,08,871-4-4 against Rs. 389-6-2 at the close of the year 1918-19.

18. The balance under "Miscellaneous Advances" on the 31st March 1920 was Rs. 17,37,725-9-10, as shown below against Rs. 10,31,578-1-1 on the same date last year:—

	Rs.	a.	p.
Miscellaneous Advances	3,94,101	14	9
Printing and Stamping Building and Repair Certificate Forms	456	2	6
New Works to be subsequently provided for under a new Loan	11,61,179	14	11
War Measures—Rent Relief	8,790	14	3
Do. —Relief to poor—Municipal Grain Shops	5,852	15	5
Interest including Income Tax paid on the 12 months' bills loan of 30 lakhs, borrowed from the Bank of Bombay, in advance to be met out of the provision for interest made in 1920-21	1,67,343	12	0
Total ...	17,37,725	9	10

19. *Plague Charges.*—Rs. 1,18,404 were expended on account of Plague Charges out of the current revenue during the year 1919-20. The amount expended on this account in the preceding year was Rs. 1,26,506. The total expenditure from the commencement of the Plague, i.e., from the year 1896-97 to the 31st March 1920 amounted to Rs. 86,04,467.

INVESTED BALANCES.

20. *Surplus Revenue Funds.*—The Surplus Fund investments on the 31st March 1920 were Rs. 57,16,784-13-8 as per the following details against Rs. 66,07,574-14-0 on the same date last year:—

	Rs.	a.	p.
(a) In Government, &c., Papers with the Bank of Bombay (face value Rs. 43,74,300)	37,47,747	12	0
(b) In Current Account with the following Banks:—			
Bank of Bombay	4,255	9	2
Hongkong & Shanghai Banking Corporation	5,564	8	0
Comptoir National D'Escompte de Paris	5,516	9	0
Chartered Bank of India, Australia & China	7,016	14	0
National Bank of India, Limited	154	6	0
Yokohama Specie Bank, Limited	5,510	4	6
Mercantile Bank of India, Limited	6,803	1	0
Bank of India, Limited	639	12	0
Eastern Bank, Limited	1,169	4	0
Tata Industrial Bank, Limited	1,306	0	0
Central Bank of India, Limited	81,100	14	0
Total ...	69,037	1	8

(a) In <i>Fixed Deposits</i> with the following Banks :—		Rs.	a.	p.
Central Bank of India, Limited	5,00,000	0	0
Tata Industrial Bank, Limited	2,00,000	0	0
National Bank of India, Limited	3,00,000	0	0
Comptoir National D'Escompte de Paris	6,50,000	0	0
Yokohama Specie Bank, Limited	2,50,000	0	0
		<hr/>		
Total Rs. ...		19,00,000	0	0
		<hr/>		
Grand Total Rs. ...		57,16,784	13	8

21. *Surplus Loan Funds*.—The balance of the invested amount of the several Loan Funds on the 31st March 1920 was Rs. 41,54,810-7-8 as per the following details against Rs. 17,42,223-13-9 on the same date last year :—

		Rs.	a.	p.
(a) In <i>Current Account</i> with the following Banks :—				
Hongkong & Shanghai Banking Corporation	15	0	4
Chartered Bank of India, Australia & China	121	9	0
Yokohama Specie Bank, Limited	23	11	2
Mercantile Bank of India, Limited	314	13	0
Bank of India, Limited	5,687	8	0
Eastern Bank, Limited	31,085	3	0
Comptoir National D'Escompte de Paris	22	12	0
Central Bank of India, Limited	64,186	3	0
Tata Industrial Bank, Limited	83,353	12	0
		<hr/>		
Total Rs. ...		1,34,810	7	6
		<hr/>		
(b) In <i>Fixed Deposits</i> with the following Banks :—				
National Bank of India, Limited	3,50,000	0	0
Bank of India, Limited	6,50,000	0	0
Mercantile Bank of India, Limited	1,50,000	0	0
Eastern Bank, Limited	6,50,000	0	0
Comptoir National D'Escompte de Paris	2,00,000	0	0
Central Bank of India, Limited	4,50,000	0	0
Tata Industrial Bank, Limited	8,00,000	0	0
		<hr/>		
Total Rs. ...		32,50,000	0	0
		<hr/>		
(c) Government Treasury Bills (face value Rs. 8,00,000,) ...		7,70,000	0	0
		<hr/>		
Grand Total Rs. ..		41,54,810	7	6

22. *Mahim Development Scheme Fund*. The balance of this fund on the 31st March 1920 amounted to Rs. 10,03,520-15-5 as follows :—

		Face value.		Actual value.
		Rs.	a.	p.
5½ per cent. War Bonds	19,300	0	0
Government Treasury Bills	5,00,000	0	0
Fixed deposits with Banks		5,00,000
Cash with the Bank of Bombay		21 14 11
Cash in the Municipal Treasury		4,295 8 6
		<hr/>		
Total Rs. ...		10,03,520	15	5

23. *Reserve Funds*.—The balances of the several Reserve Funds, detailed below, amounted to Rs. 17,80,372-14-4 on the 31st March 1920 (Rs. 17,80,163-3-0 in securities of the nominal value of Rs. 18,97,000 as shown below, and Rs. 209-11-4 in cash).

	Nominal Value.	Actual Value.	Cash in the current account with the Bank of Bombay.		
	Rs.	Rs.	a.	p.	Rs.
Municipal Fire and Accident Insurance Fund	2,98,600	2,90,272	2	0	17 1 2
Worn-out Water Mains Renewal Fund.	6,79,100	6,61,680	7	0	86 2 2
Municipal Land and Building Fund... ..	3,47,600	3,46,316	0	0	42 9 8
Net Premia Fund	5,71,700	4,81,894	10	0	63 14 4
	<hr/>				
Total Rs. ...	18,97,000	17,80,163	3	0	209 11 4

24. The safety receipts, given by the Bank of Bombay for the above securities in its custody, were examined and found to be in order, and the cash balances in current Accounts with the several Banks have been compared with the Pass Books and found correct. The fixed deposit receipts of the several Banks were also examined and found to be in order.

25. The safety receipts for Government and other Securities aggregating Rs. 23,88,800, received from the Municipal employes and contractors and those belonging to the several memorial funds and lodged with the Bank of Bombay, were examined and found to be in order. The securities other than Government Paper, furnished by the Municipal employes, were also examined with the Registers maintained in the office of the Chief Accountant.

26. For the scrutiny of the outstanding bills of Rates and Taxes for the year 1919-20 a reference is requested to the Auditors' letter, dated the 27th May 1920, and to the appendices attached to that letter, from which it will be seen that the number of outstanding bills on 31st March 1920 was 1,739 of the total value of Rs. 1,74,790-13-2 against 1,788 of the total value of Rs. 1,81,460-2-3 on the 31st March 1919.

27. The balance of stock in hand on the 31st March 1920, as per the books of the Chief Accountant, compared with that of the preceding year, was as follows:—

Department.	1918-19.			1919-20.		
	Rs.	a.	p.	Rs.	a.	p.
Executive Engineer's Department	1,076	11	0	3,366	13	4
<i>General Stores Department.</i>						
General Stores	5,75,906	6	7	4,93,314	15	8
Surplus and Obsolete Stores	2,571	14	10	2,505	10	7
Line Suspense Account	1,02,061	11	4	1,01,403	6	4
Total Rs. ...	6,80,540	0	9	5,97,224	0	7
Stores (Sales)	15,687	9	7	47,499	6	2
Water Works Imprest	5,344	7	7	7,208	1	4
Stock Adjustment Account	—5,037	15	0	—7,358	1	6
Total Rs. ...	15,994	2	2	47,349	6	0
Grand Total Rs. ...	6,97,610	13	11	6,47,940	8	11

28. In accordance with the instructions contained in para. XXIX of the Stores and Stores Audit Manual, a balance sheet of the General Stores Department has been prepared in the form, prescribed in Appendix O of the Manual, wherein two sets of figures have been given, one set from the books of the Chief Accountant and the other from the Balance Sheet of the Storekeeper. The difference in the balances, as shown in the two sets of figures, has been explained by a footnote in the statement annexed hereto.

H. S. KATRAK,

BHUKHANDAS B. DESAI,

Municipal Auditors.

BOMBAY, 24th September 1920.

Statement of charges sanctioned and paid out of the Commissioner's Discretionary Contingent grant during the year 1919-20 :—

Serial No.	Sanctioning Authority.	Particulars.	Amount.			Remarks
			Rs.	a.	p.	
1	Municipal Commissioner's No. 100 of 2nd April 1919.	Payment of travelling charges to Dr. James Cairns, Ag. A. H. O., from Lucknow to Bombay to see Municipal Commissioner and for coming again to take up his appointment.	181	0	0	
2	Municipal Commissioner's No. 206-C. M. of 6th November 1918.	Payment of 1 month's wages of a policeman, posted at the Victoria and Albert Museum, during the time it was open to public, during March 1919.	16	2	0	
3	Municipal Commissioner's No. 52-H. of 14th March 1919.	Expenditure incurred in connection with the work of repairing the fencing round the skinning ground at Deonar.	726	6	8	
4	Municipal Commissioner's order, dated 25th June 1919.	Expenses incurred in endeavouring to get an Assistant Accountant from England, through Messrs. King, King & Co. and the Eastern Bank.	100	5	2	
5	Municipal Commissioner's No. 16-B of 6th June 1919, and Corporation Resolution No. 10420 of 1st December 1919.	Payment to 4 Sanitary Inspectors and 2 Ward Clerks appointed from June to September 1919 for the working of section 378 of the Municipal Act <i>re</i> insanitary houses in the City.	1,827	14	7	
6	Municipal Commissioner's No. E. M/D 68 of 1st June 1919.	Payment to the Indo-Barma Petroleum Company, Limited, for 50 empty drums, &c., not returned to the Company.	138	14	0	
7	Municipal Commissioner's No. 104-D of 2nd August 1919.	Payment of one day's extra wages to the men at Love Grove and Colaba Compressor Stations who could not be spared owing to the nature of their work.	106	10	4	
8	Municipal Commissioner's No. 148 E D/A of 25th August 1919.	Payment to the Chief Auditor and Accountant, B. B. & C. I. Railway, for the construction of a larger culvert near Matunga Station to secure more efficient drainage of the surroundings.	731	4	0	
9	Corporation Resolution No. 3649 of 4th August 1919.	Payment of rewards to the members of the Fire Brigade Department who worked to the appreciation of the Corporation at the fire at Masjid Bunder on 2nd January 1919.	450	0	0	
10	Municipal Commissioner's No. 109/D of 8th September 1919.	Payment of luggage charges by goods train from Mirpurkhas to Bombay incurred by Shaikh Yakub Vazir Mahomed, Esq., Assessor and Collector.	162	14	0	
11	Municipal Commissioner's No. E. G. M. 712/D of 29th September 1919.	Expenses incurred in connection with the analysis of sewage samples.	272	2	4	
12	Municipal Commissioner's No. A. C-1/A of 9th May 1919.	Adjustment of the workshops bill for making a new teak wood telephone cabin for F Ward Office of the Assessment Department.	172	10	0	
13	Municipal Commissioner's No. 1174 of 25th November 1919.	Payment of the cost of hiring 3 taxi-cabs by Officers of the Engineer's Department for making a survey of the additional areas proposed to be added to Bombay City.	75	12	0	
14	Municipal Commissioner's No. A. E/C 1048 of 10th February 1920.	Payment of the arrears of pension to the legal heirs of the deceased pensioner Abajee Hari.	27	0	11	
15	Standing Committee Resolution No. 13501 of 20th February 1920.	Payment to Mr. Haji Gulam Mahomed Azam as compensation for excess water tax recovered in respect of his property at Ballard Road.	627	12	0	
16	Municipal Commissioner's No. M. E. 229/D of 8th January 1920.	Write off of the balance of advance of Rs. 86 to a motor driver to proceed to Kasauli for Anti-Rabid treatment, as it could not be recovered on account of his having left the service.	28	1	7	
17	Municipal Commissioner's endorsement on J. E. No. 2000 of 31st March 1920.	Adjustment of the amount of loss incurred in the sale of Building certificate forms under Section 337 of the Municipal Act during 1919-20.	72	6	2	
			Total Rs. ...	5,721	8	4
			<i>Less—</i>			
			Credit	15	8	0*
			Total Rs. ..	5,705	11	4

* Refund of wages of Police Ramoshees posted at the Victoria and Albert Museum.

H. S. KATRAK,
BHUKHANDAS B. DESAI,

BOMBAY, 24th September 1920.

Municipal Auditors.

Statement of Stores Transactions for the year ending 31st March 1920
(Appendix O of the Stores and Stores Audit Manual.)

General Stores Department.	Figures as per books of the Chief Accountant.								Figures as per Balance Sheet of the Storekeeper.				
	Balance on 31st March 1919.	Receipts during 1919-20.	Total	Issues during 1919-20.	Balance on 31st March 1920.	Balance on 31st March 1919.	Receipts during 1919-20.	Total	Issues during 1919-20.	Balance on 31st March 1920.			
	Rs. a. p.	Rs. a. p.	Rs. a. p.	Rs. a. p.	Rs. a. p.	Rs. a. p.	Rs. a. p.	Rs. a. p.	Rs. a. p.	Rs. a. p.			
General Stores ...	5,75,906 6 7	12,64,708 0 11	18,40,600 7 6	18,47,394 7 10	4,93,314 15 8	5,85,704 14 5	12,81,985 12 6	18,17,690 10 10	18,24,954 6 6	4,32,786 4 4			
Surplus and Obsolete Stores ...	2,571 14 10	2,571 14 10	36 4 8	2,605 10 7	2,571 14 10	52 2 7	2,624 1 5	405 2 8	2,218 14 9			
Line Suspense Account ...	1,02,061 11 4	1,02,061 11 4	658 6 0	1,01,403 6 4	1,02,061 11 4	104 0 0	1,02,165 11 4	762 5 0	1,01,403 6 4			
Total Rs. ...	6,82,540 0 9	12,64,708 0 11	19,45,248 1 8	18,48,019 1 2	5,97,224 6 7	6,40,338 8 7	12,82,141 15 6	19,22,480 7 7	13,26,121 14 2	5,96,358 9 5			
									Difference ...	* 865 7 2			
										5,97,224 6 7			

* The difference of Rs. 865-7-2 between the balances on 31st March 1920, as shown above, has been arrived at as under:—
 Rs. + 21,053-7-10 is due to non-adjustments in the books of the Chief Accountant, of the value of stores issued to different departments, which will be adjusted in the next year's account.
 " — 20,188-0-8 " — 6,184-12-1 Amount recovered on account of value of scrap not included in the books of the Storekeeper.
 " — 14,003-4-7 Difference in exchange rate not included in the books of the Storekeeper.
865-7-2 —Rs. 20,188-0-8

BOMBAY, 24th September 1920.

H. S. KATRAK,
BHUKHANDAS B. DESAI,
Municipal Auditors.

PART II.

CONTENTS.

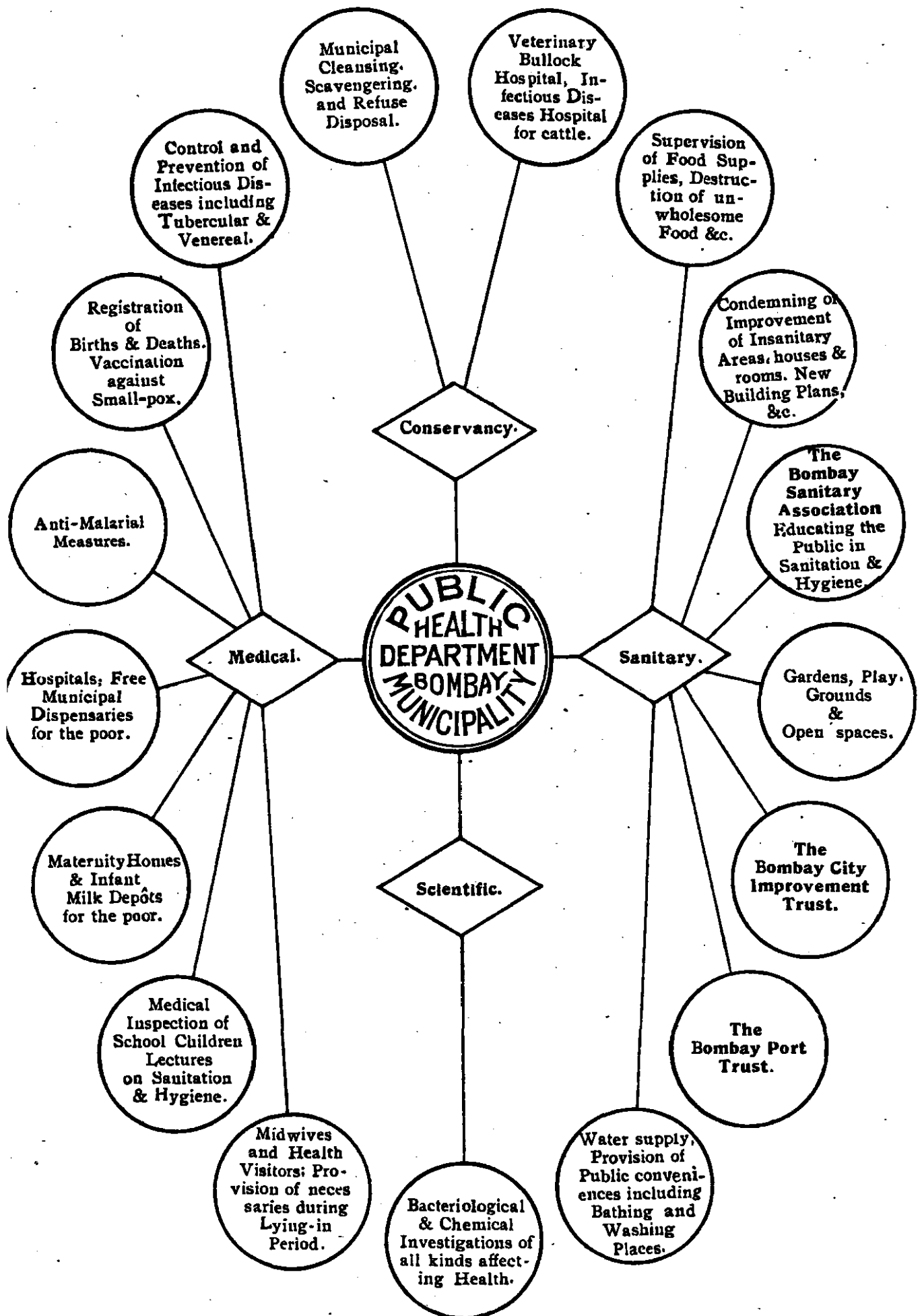
	PAGE
CONDITIONS OF PUBLIC HEALTH	1
INTRODUCTORY REMARKS	1
REVIEW OF THE HEALTH CONDITIONS IN 1919	1
Estimate of population in 1919	2
Rainfall in 1919	2
Readings of the Thermometer	2
Comparison with the decennial averages	2
BIRTHS AND DEATHS REGISTERED FROM PRINCIPAL CAUSES (1909-1919)	3
PRINCIPAL STATISTICS FOR 1919	3
BIRTHS AND BIRTH-RATE	4
Calculation of the Birth-rate	4
Corrected number of Births and Birth-rate	4
Prosecution for Omission to report Births	4
Births by Months	4
Communal Birth-rates	5
Birth-rate by Sections	6
TOTAL MORTALITY AND DEATH-RATE... ..	6
Correction in the number of Deaths and Death-rate	7
Mortality by Sex and Age-group	7
Infant Mortality	8
Percentage of Infant Mortality	8
Infantile Deaths from Principal Causes	8
" " by Age-periods... ..	9
" " " Months	10
" " " Caste	11
" " " Sections	12
" " " the number of rooms occupied	13
Measures for the reduction of Infant Mortality	13
Visiting Nurses and their work	13
Provision of necessaries and comforts	15
Municipal Maternity Homes	15
Milk Depots	16
Infant Welfare Centres	17
Lady Willingdon Scheme	17
Table showing daily Mortality in 1919	18

	PAGE
Mortality in Hospitals (1918-1919)	18
Mortality from Principal Causes of Death (1918-1919)	19
" by Races	20
Comparative incidence of Principal Diseases in different Communities	20
Mortality by Zymotic Diseases (1918-1919)	21
" " Months	21
" " Sections	22
" " Place of Birth	22
PLAGUE... ..	22
Plague by Races	22
" " Sex and Age	22
" " Sections	22
PLAGUE MEASURES	23
Inoculation	23
Rat Destruction	23
Evacuation	23
Disinfection	24
Quantities and Cost of Disinfectants used	24
SMALL-POX	25
Small-pox Attacks and Deaths by Months	25
Importation of Small-pox	25
Small-pox by Sections	25
" " Sex and Age	25
Vaccinal condition of Infants who died of Small-pox	25
Vaccination Return for 1919	26
Vaccinal condition of Children who died of Small-pox at the Arthur Road Hospital	27
Vaccination Stations	27
Vaccination of Pilgrims to the Haj	27
Measures for control	27
Vaccine tubes tested	28
CHOLERA	28
Cholera by Months	28
Measures for control	28
Cholera by Sections... ..	28
" " Sex and Age	28
INFLUENZA	29
TUBERCULOSIS	29
Tuberculosis by Sections	30
" " Race or Caste	30
Proposed provision of beds for Tuberculosis by the Municipality	31
WORK FOR THE PREVENTION AND TREATMENT OF TUBERCULOSIS : THE ANTI-TUBERCULOSIS LEAGUE	31
Sanitorium for Tuberculosis	31
FEVER	32
Fever Mortality by Months	32
MALARIA	32
Spleen Examination	33
Distribution of Quinine	35
Number of wells covered	37

	PAGE
CONTROL OF VENEREAL DISEASES	38
MORTALITY FROM OTHER CAUSES OF DEATH	39
FREE MUNICIPAL DISPENSARIES	40
NOTIFICATION OF INFECTIOUS DISEASES	40
CERTIFICATION OF THE CAUSE OF DEATH	40
ISSUE OF CERTIFICATES OF REGISTRY	41
NOTICES AND SUMMONSES ISSUED UNDER THE ACT	41
CONSERVANCY WORK	41
ADMINISTRATION OF PUBLIC HEALTH	41
DIVISION OF THE CITY AND THE EXECUTIVE STAFF	41
PROSECUTION FOR INFRINGING LICENSE CONDITIONS AND SELLING ADULTERATED MILK	42
DESTRUCTION OF STRAY AND OWNERLESS DOGS	42
IMPROVEMENT OF INSANITARY AREAS AND U. H. H. BUILDINGS AND ROOMS ...	42
UNWHOLESOME FOOD SEIZED AND DESTROYED	42
EXTENSION OF MEDICAL RELIEF	43
HOSPITAL ACCOMMODATION FOR CASES OF TUBERCULOSIS	45
EXTENSION OF HOSPITAL ACCOMMODATION FOR TREATMENT OF INFECTIOUS DISEASES	47
LEPROSY—REVISION OF THE LAW	49
REMOVAL OF TANNERIES AT DHARAVI OUTSIDE THE ISLAND	52
SANITARY CONTROL OF HAIR-DRESSING SALOONS	52
NUISANCE OF FILTH AND RUBBISH THROWN IN STREETS	53
WORK OF THE DEPARTMENT—APPRECIATION	55
REPORT OF THE ASSISTANT HEALTH OFFICER IN CHARGE, ARTHUR ROAD HOSPITAL	57
REPORT OF THE ASSISTANT HEALTH OFFICER IN CHARGE, MARATHA PLAGUE	
HOSPITAL	68
REPORT OF THE MUNICIPAL ANALYST... ..	67
Statement of Well waters examined	72
" showing the number of Articles examined chemically	73
" showing the number of Articles examined bacteriologically	74
REPORT OF THE SUPERINTENDENT OF VACCINATION	75
TABLES—	
METEOROLOGICAL DATA	79
POPULATION, BIRTHS AND BIRTH-RATES BY SEX AND SECTION	80
AREA AND DEATHS AND DEATH-RATES FROM PRINCIPAL CAUSES BY SECTIONS ...	81
DEATHS BY MONTHS AND SECTIONS	82
" " SECTIONS AND AGE-PERIODS	83
POPULATION, DEATHS AND DEATH-RATES BY CLASSES AND SECTIONS	84
DEATHS AND DEATH-RATES FROM CHOLERA BY SECTIONS AND MONTHS	86
" " " SMALL-POX " "	87
" " " MEASLES " "	88
" " " PLAGUE " "	89
" " " MALARIA " "	90
" " " ENTERIC FEVER " "	91
" " " OTHER FEVERS " "	92
" " " DIARRHOEA AND DYSENTERY BY SECTIONS AND MONTHS	93
" " " TUBERCULOSIS " " " "	94
" " " RESPIRATORY DISEASES " " " "	95
" " " INJURIES " " " "	96
" " " OTHER CAUSES " " " "	97
" " " PRINCIPAL CAUSES IN 1919 AND IN PRECEDING 5 YEARS	98
SPECIFIC CAUSES	99
VACCINE OPERATIONS PERFORMED	106

	PAGE
BIRTHS REGISTERED AND INFANTS VACCINATED	107
OTHER VACCINATION RETURNS	107
DEATHS BY CAUSES AND SECTIONS	108
" " " RACE, CAUSE AND SEX	110
" " " AGE " "	114
" " " CAUSE AND OCCUPATION	118
" " " RACE, AGE AND SEX	122
DEATH-RATES BY CAUSE AND RACE	124
BIRTHS IN DIFFERENT MONTHS BY CASTE AND SEX	125
STILL-BIRTHS BY RACE, SEX AND MONTH	126
" " " SECTION AND MONTH	127
DEATHS IN DIFFERENT HOSPITALS AND ASYLUMS	128
PLAGUE DEATHS BY STREETS AND RACES	129
DEATHS IN DIFFERENT CIRCLES FROM PRINCIPAL CAUSES	138
DIAGRAMS—	FACING PAGE
SCHEME OF GENERAL SANITARY ADMINISTRATION, BOMBAY... .. .	1
DAILY MEAN BIRTHS, DEATHS AND CLIMATIC CONDITIONS, 1919	2
DEATH-RATE IN BOMBAY, 1874-1919	6
PERCENTAGE OF POPULATION, BIRTHS AND INFANT MORTALITY IN EACH CLASS OF TENEMENTS (1918-1919)	13
PERCENTAGES OF DEATHS FROM PRINCIPAL CAUSES, 1919	20
RELATION OF RAT-PLAGUE TO HUMAN-PLAGUE, 1910-1919	22

SCHEME OF GENERAL SANITARY ADMINISTRATION BOMBAY.



PUBLIC HEALTH.

Annual Report of the Executive Health Officer for 1919.

I have the honour to present my first Annual Report on the conditions and administration of Public Health of Bombay during 1919. Though signed by me, it is in fact the report of Dr. Sorab C. Hormusjee from whom I took over the duties of the Executive Health Officer on the 2nd February 1920. Dr. Sorab was in charge of the Department from the 27th April 1919, on which late Dr. Turner proceeded on leave preparatory to retirement after having held the Office of the Executive Health Officer of the City for over 18 years from the 1st February 1901.

Introductory.

The conditions of Public Health during the year were far from satisfactory. The year was marked, like the preceding, by epidemics of Cholera, Small-pox, Plague and Influenza, though their incidence, except in the case of Cholera, was much milder than in 1918.

General review of the year.

- (1) Cholera which reached epidemic proportions in the week ending the 14th December 1918 did not decline to the sporadic stage till the week ending the 1st March 1919. Thus the epidemic ran its course for eleven weeks and was responsible for 9,640 deaths. In point of duration, it was next only to that of 1906 which lasted fifteen weeks, and in point of mortality, unapproached by any since the Health Department was established (November 1864). The total mortality from Cholera during the year under report was 8,455 (of which 8,206 was registered during the first two months) against 1,662 in 1918.
- (2) Small-pox was epidemic from the week ending the 22nd March to that ending the 21st June and recorded 780 deaths during the year, that is, 244 less than in 1918.
- (3) Plague was epidemic from the week ending the 5th April to that ending the 31st May and caused 702 deaths, that is, 441 less than in 1918. This was the mildest epidemic of the disease in the experience of the City, with the exception of that of 1915 which caused 599 deaths.
- (4) ~~Influenza~~ was prevalent throughout the year and was responsible for 1,942 deaths against 3,964 in 1918 which witnessed two epidemics of the disease (the first from the week ending the 1st June to that ending the 13th July and the second from the week ending the 21st September to that ending the 9th November).

The total mortality of the year, however, was 68,610, that is, 10,222 higher than in 1918 owing to the increases registered under the following heads:—

(1) Cholera	+ 6,793
(2) Fevers (all kinds)	+ 1,067
(3) Diarrhœa and Dysentery	+ 1,660
(4) Diseases of the Respiratory System	+ 568
(5) Tuberculosis	+ 267
(6) Diseases of the Nervous System	+ 206

The total death-rate for the year was 70·04 against 59·61 in 1918. Higher death-rates were registered for only two of the previous years, namely 1900, 96·55 and 1901, 76·66. These were the worst years of Plague, the total mortality being 79,350 and 59,495 respectively.

The figure 68,610, representing the total mortality in 1919, is, however, inclusive of 2,776 deaths among new arrivals not belonging to the City, the corresponding figures for previous years being as under:—

Year.	No. of deaths among new arrivals.
1915	601
1916	1,642
1917	1,752
1918	3,274

The infant mortality in 1919 was 13,534 against 12,829 in 1918, the corresponding rates per 1,000 of births registered during the years being 652·87 and 590·3 respectively.

The mortality among children 1 to 5 years old was 8,501 in the year under report against 7,479 in 1918.

The number of live births registered during the year was 20,730 against 21,733 in 1918; the birth-rate per thousand of population being 21·16 against 22·18.

It may be mentioned that the ratios for 1919 have been calculated throughout this report on the basis of the population enumerated at the Census of 1911 (979,445); since then the City's population has considerably increased—owing to natural as well as adventitious causes and this increase has been estimated at not less than two lakhs.

The following table shows the monthly and total rainfall in the City during the last eleven years:—

Years.	January to June.	July.	August.	September to December.	Total.
1909	16·68	31·37	7·82	15·85	71·22
1910	23·95	7·42	16·89	19·60	67·86
1911	10·95	15·89	16·90	2·77	46·51
1912	11·22	25·77	9·70	7·36	54·05
1913	25·81	33·58	3·47	8·10	70·96
1914	16·84	31·12	12·44	21·22	81·62
1915	41·51	14·39	8·93	12·85	77·68
1916	23·66	25·10	17·19	20·10	83·05
1917	17·89	12·91	33·27	35·69	99·76
1918	23·28	4·31	4·80	3·15	35·54
1919	23·46	24·49	10·63	9·74	68·32

During the period under review rain fell on 106 days against 94 days in 1918 and 134 days in 1917.

The rain-fall was distributed monthly as follows:—

11 cents on 1 day in January, 23·35 inches on 20 days in June, 24·49 inches on 30 days in July, 10·63 inches on 30 days in August, 8·16 inches on 19 days in September, 1·40 inches on 4 days in October, and ·18 cents on two days in November.

The maximum monthly rain-fall was 24·49 inches in July against 11·17 in May 1918 and 33·27 inches in August 1917.

The rain-fall was more abundant than in 1918 (35·54) but 2·83 inches below what is considered as the City's normal (71·15).

Readings of the Thermometer.

MONTHS.	1914.			1915.			1916.			1917.			1918.			1919.		
	Maximum.	Mean.	Minimum.	Maximum.	Mean.	Minimum.	Maximum.	Mean.	Minimum.	Maximum.	Mean.	Minimum.	Maximum.	Mean.	Minimum.	Maximum.	Mean.	Minimum.
January	87·2	68·7	77·0	84·7	75·4	64·4	87·8	77·6	65·3	86·4	76·7	67·0	85·1	75·5	63·7	83·1	75·3	63·3
February	84·8	63·4	76·0	82·2	74·9	64·4	83·3	74·3	61·4	83·1	77·2	66·2	85·0	76·2	63·0	81·8	75·0	64·5
March	86·3	69·2	78·0	90·2	79·3	71·0	89·2	81·3	71·2	89·5	79·7	70·2	88·3	81·0	67·3	87·3	78·3	71·1
April	89·5	74·4	81·9	90·2	83·9	76·2	91·1	83·7	76·6	89·1	82·9	76·6	88·2	81·7	72·5	86·6	82·3	75·0
May	91·3	80·8	86·5	92·5	87·0	86·4	92·2	85·9	78·3	90·3	84·6	77·7	90·1	84·2	77·1	91·1	85·6	78·4
June	91·6	77·3	85·0	92·6	85·0	77·6	89·8	83·4	77·1	90·9	82·7	77·6	87·6	83·1	76·6	91·0	83·9	76·0
July	88·7	78·2	82·2	88·2	82·6	78·1	87·4	81·7	75·2	88·9	82·6	76·4	87·0	83·0	77·9	86·5	81·7	76·0
August	85·4	78·8	81·2	85·8	81·6	75·7	86·1	81·3	76·6	86·6	80·4	75·7	85·8	81·7	77·6	84·2	80·4	76·0
September	86·6	76·8	81·5	86·3	81·5	76·6	86·9	80·9	76·4	85·7	80·2	74·7	86·0	81·8	76·5	86·7	81·1	77·0
October	92·2	76·5	84·4	89·1	81·3	75·2	88·0	81·6	75·4	89·2	80·4	71·6	93·4	83·2	75·9	91·5	82·7	74·9
November	91·7	73·4	82·7	89·2	81·7	73·2	87·2	81·1	74·3	87·2	78·6	70·3	91·2	82·2	72·8	89·1	81·8	70·2
December	88·4	66·7	77·4	87·4	76·9	68·3	86·3	77·1	66·7	85·2	75·5	65·2	87·0	76·3	66·0	88·3	77·1	62·5

Comparison with the decennial averages (1909-1918):—

Compared with the averages of the decennium 1909-1918, the number of live births registered during 1919 shows an increase of 69; the number of deaths from Plague a reduction of 1,854 and that from Malaria of 4; but increases were registered in the mortality from the principal diseases as shown below:—

Cause of Death.	Increase.
Small-pox	176
Cholera	7,958
Fevers (all kinds)	2,641
Measles	288
Diarrhoeal Diseases	1,174
Tuberculosis	433
Nervous Diseases	896
Respiratory Diseases	13,756
Infant mortality	4,971
Mortality among children 1 to 5 years old	4,393 and
Still births	301

The total mortality was 33,268 higher than the decennial mean.

D I A G R A M

DAILY MEAN BIRTHS, DEATHS AND CLIMATIC CONDITIONS IN BOMBAY IN 1919

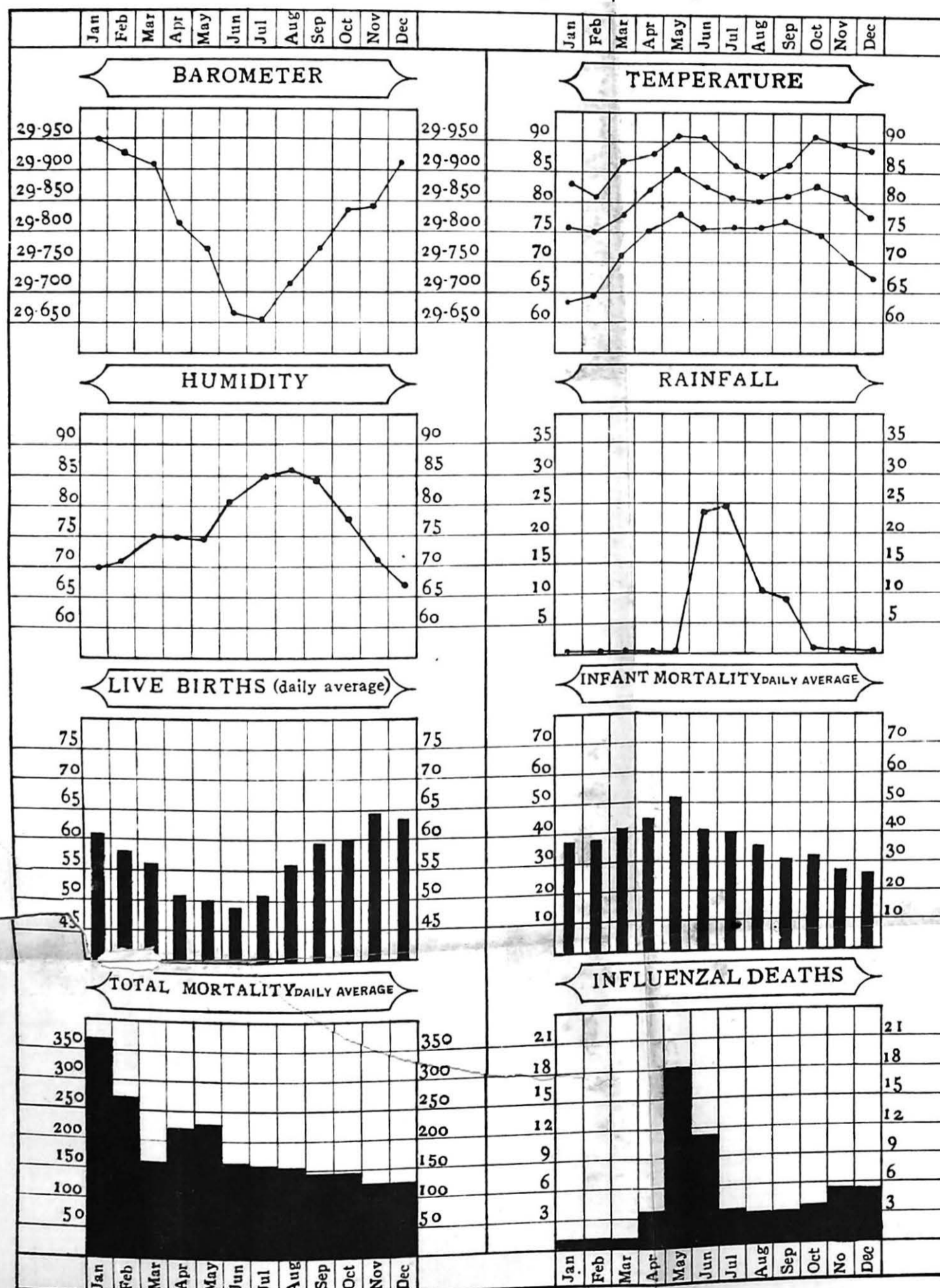


TABLE OF BIRTHS AND DEATHS REGISTERED FROM PRINCIPAL CAUSES DURING 1909-1919.

Year.	Births (excluding still-born).		Deaths from all causes (excluding still-born).		Plague.		Small-pox.		Cholera.		All Fevers (including Malaria.)		Malaria.		Measles.		Diarrhoea & Dysentery.		Tuberculosis.		Nervous Diseases.		Respiratory Diseases.		Infant Mortality.		Mortality of Children (1 to 5 years).		Still-born.
	No. registered.	Rate per 1,000.	No. registered.	Rate per 1,000.	No. registered.	Rate per 1,000.	No. registered.	Rate per 1,000.	No. registered.	Rate per 1,000.	No. registered.	Rate per 1,000.	No. registered.	Rate per 1,000.	No. registered.	Rate per 1,000.	No. registered.	Rate per 1,000.	No. registered.	Rate per 1,000.	No. registered.	Rate per 1,000.	No. registered.	Rate per 1,000.	No. registered.	Rate per 1,000 of Births registered.	No. registered.	Percent to total mortality.	
1909..	19,839	20.28	34,878	35.66	5,197	5.31	473	4.8	727	7.4	2,800	2.86	293	2.9	75	0.7	2,585	2.6	2,862	2.92	2,143	2.1	7,974	8.15	8,030	404.7	2,972	8.52	1,806
1910..	19,939	20.39	34,933	35.72	3,656	3.73	1,008	1.03	107	1.0	3,113	3.18	293	2.9	184	1.8	3,352	3.4	2,839	2.90	2,003	2.0	8,212	8.39	8,253	413.9	4,001	11.45	1,568
1911..	21,376	21.82	34,961	35.69	4,006	4.09	443	4.5	123	1.2	3,146	3.21	334	3.4	652	6.6	3,075	3.1	2,694	2.75	2,006	2.0	8,640	8.82	8,120	379.8	4,227	12.09	1,759
1912..	21,518	21.96	36,954	39.77	1,717	1.75	979	9.9	1,790	1.82	3,585	3.66	360	3.6	210	2.1	4,544	4.6	2,704	2.85	2,236	2.2	9,686	9.83	9,646	448.2	4,830	12.39	1,668
1913..	19,644	20.05	31,366	32.47	2,609	2.66	212	2.1	125	1.2	3,043	3.10	261	2.6	222	2.2	3,173	3.2	2,152	2.19	1,965	2.0	8,604	8.78	7,483	361.1	3,661	11.51	1,592
1914..	19,679	20.09	31,853	32.52	2,941	3.00	252	2.5	221	2.2	2,877	2.93	213	2.1	263	2.6	3,102	3.1	1,889	1.92	1,935	1.9	8,734	8.91	7,580	385.1	3,775	11.85	1,561
1915..	20,052	20.47	23,681	24.17	599	6.1	359	3.6	16	0.1	2,091	2.13	208	2.1	70	0.7	2,195	2.2	1,710	1.74	1,538	1.5	6,770	6.91	6,602	329.2	2,586	10.70	1,532
1916..	21,160	21.62	30,574	31.21	1,987	2.02	1,021	1.04	141	1.4	2,141	2.18	238	2.4	344	3.5	2,420	2.4	1,902	1.94	1,955	1.9	9,649	9.85	8,215	387.8	3,602	11.78	1,687
1917..	21,651	22.10	33,390	34.09	1,706	1.74	269	2.7	61	0.6	2,449	2.50	262	2.6	221	2.2	2,591	2.6	2,118	2.16	2,063	2.1	11,231	11.46	8,870	409.6	8,939	11.79	1,888
1918..	21,733	22.18	59,388	59.61	1,143	1.16	1,024	1.04	1,662	1.69	4,553	4.64	200	2.3	486	4.9	2,797	2.8	3,513	3.56	2,749	2.8	23,487	23.97	12,829	590.3	7,479	12.80	2,066
Average of 1909-1918	20,661	21.09	35,342	36.08	2,566	2.60	604	6.1	497	5.0	2,979	3.04	266	2.7	273	2.7	2,983	3.04	2,347	2.39	2,059	2.10	10,399	10.51	8,563	414.45	4,108	11.62	1,713
Average of 1914-1918	20,859	21.29	35,577	36.32	1,676	1.71	585	5.9	420	4.2	2,823	2.88	224	2.2	277	2.8	2,621	2.67	2,026	2.06	2,047	2.08	11,974	12.29	8,819	422.79	4,278	12.02	1,747
1919..	20,730	21.16	68,610	70.04	702	7.1	780	7.9	8,455	8.63	5,620	5.73	262	2.6	561	5.7	4,457	4.55	2,780	2.83	2,955	3.01	24,055	24.55	13,534	652.87	8,50	12.39	2,014

Principal Statistics for 1919.

The principal statistics for the year are as under:—

Area of Bombay City and Island	22.55 sq. miles.		
Population by the Census of 1911	979,445		
Average density of population over the whole Island ..	67 per acre.		
Total rainfall	62.5		
Number of live births registered	20,730	Birth-rate per 1,000 of population ..	21.16
Number of deaths from all causes	68,610	Death-rate per 1,000 of population ..	70.04
Number of deaths among infants (under 1 year) ..	13,534	Infantile death-rate per 1,000 births registered ..	652.87
Number of deaths among children, (1 to 5 years) ..	8,501	Death-rate per 1,000 of child population ..	129.43
Number of deaths from Plague	702	Death-rate from Plague	7.1
Number of deaths from Small-pox	780	Death-rate from Small-pox	7.9
Number of deaths from Cholera	8,455	Death-rate from Cholera	8.63
Number of deaths from Malaria	262	Death-rate from Malaria	2.6
Number of deaths from Fevers including Malaria ..	5,620	Death-rate from all Fevers	5.73
Number of deaths from Influenza	1,942	Death-rate from Influenza	1.98
Number of deaths from Measles	561	Death-rate from Measles	5.7
Number of deaths from Tuberculosis	2,780	Death-rate from Tuberculosis	2.83
Number of deaths from Respiratory Diseases ..	24,055	Death-rate from Respiratory Diseases ..	24.55
Number of still-births	2,014		

Births and Birth-rate.

The number of births registered during the year was 20,730 exclusive of 2,014 still-births; it was 1,003 less than in 1918 and 921 less than in 1917.

The birth-rate per 1,000 of population, therefore, works out to 21·16 against 22·18 in 1918.

Of the total number of births registered (20,730), 10,829 were males and 9,901 females; the male births were therefore to female births in the proportion of 1,093 to 1,000, the respective birth-rates per 1,000, of sex population being 16·91 and 29·19 against 17·8 and 30·4 in 1918.

Calculation of the birth-rate.

As pointed out in previous reports, the birth-rate stated in terms of total population (crude birth-rate) must vary with the proportion of females of conceptive ages in the population and with the age constitution of the married female population. In the case of a City like Bombay where the abnormal constitution of the population is very marked (the proportion of males to females being 2 : 1 in normal times), the birth-rate calculated on the total population of both sexes and all ages is obviously of little value. To get at a correct estimate, the birth-rate should be calculated on the number of potential mothers, i.e., women of 15-45 years of age. If, therefore, the birth-rate for 1919 be calculated on the number of possible mothers disclosed by the Census of 1911 (208,516), it works out to 99·41 against 104·22 in 1918 and 103·83 in 1917, and 93·93 in 1906 when the number of possible mothers (women aged 15-45 years) was greater than in 1911. The results of calculating the proportion of registered births (1) to the total population of both sexes and all ages and (2) to the female population aged 15-45 years are embodied in the following table:—

CENSUS YEAR.	Proportion per cent. of women aged 15-45 years in the total population of both sexes and all ages.	Proportion per cent. of married women in female population aged 15-45 years.	Of the married women aged 15-45 years, the proportion per cent. of four groups of ages.				Persons married to 1,000 marriageable persons in the population.	Birth-rate calculated.		
			Aged 15-20 years.	Aged 20-25 years.	Aged 25-35 years.	Aged 35-45 years.		On the number of Births registered in	Per 1,000 of total population at all ages.	Per 1,000 of female population aged 15-45 years.
1901	22·05	77·08	18·55	25·90	30·35	16·49	714·94	1901	17·42	79·00
1906	22·61	77·04	17·62	27·69	30·39	14·77	738·45	1906	21·24	93·93
1911	21·23	76·75	18·25	27·30	30·69	14·75	715·75	1919	21·16	99·41

Besides the factors which influence in common the birth-rate of every community, there are some peculiar to this City; (1) the fairly well established custom of sending prospective mothers home to their parents, where the baby has a better chance of life, so that there is in the City a number of children of mothers belonging to but born outside the City and therefore not registered; (2) the omission of parents or relatives to register births through ignorance or neglect, so that there is a considerable number of children who have escaped registration.

Corrected number of births and birth-rate.

During 1919, 3,699 of such children under one year of age, were primarily vaccinated in Bombay; but a large number must have escaped vaccination either by death or postponement. It will be seen from table 22, appended to the report, that 57·94 per cent. of the births registered were vaccinated during the year; it may, therefore, be assumed that 57·94 per cent. of the unregistered children also were vaccinated, the balance of 42·06 per cent. having escaped vaccination either by death or postponement.

Thus the infant population in the City during the year under report works out as follows:—

Number of births registered	20,730
Number of births unregistered (of children primarily vaccinated in Bombay)	3,699
Number of births unregistered and which escaped vaccination, being 42·06 per cent.	2,685
Total number of births	<u>27,114</u>

giving the birth-rate of 27·71 per 1,000 of population.

Prosecution for omission to report births.

No prosecution under Section 446 (1) of the City of Bombay Municipal Act was instituted during the year for failure to notify the occurrence of births to this Department.

Births by months.

The following statement shows the number of births registered during the several months of the year. It will be observed that beginning with January which recorded 1,915 births, there is an alternation of decrease and increase in the subsequent months until the lowest monthly number of 1,455 was reached in June; then followed a gradual rise until the maximum of 1,957 was registered in December.

The number of births registered during every month of the year under report was less than in the corresponding months of 1918 except in September and October which recorded an increase of 47 and 120 respectively.

The total for the year shows a decrease of 1,003 below the figure for 1918.

MONTHS.	No. of births registered in 1919.	No. of births registered in 1918.	No. of births registered in 1917.
January	1,915	2,094	1,941
February	1,628	1,710	1,574
March	1,732	1,795	1,643
April	1,531	1,678	1,476
May	1,560	1,627	1,573
June	1,455	1,571	1,555
July	1,633	1,775	1,781
August	1,730	1,904	1,877
September	1,789	1,742	1,879
October	1,868	1,748	2,100
November	1,932	2,044	2,173
December	1,957	2,045	2,079
TOTAL ...	20,730	21,733	21,651

The birth-rate registered for the whole population was 21·16 against 22·18 in 1918.

Communal Birth rates.

Taking the Hindu communities as a whole, the birth-rate registered by them works out to 20·54 against 21·53 in 1918 and 21·16 in 1917.

Among the different races inhabiting the City, Hindus low-caste and Lingaits recorded the highest rates during the year as in the preceding; 60·88 being registered by the former and 89·83 by the latter against 63·88 and 67·85 respectively in 1918; the lowest rate, namely, 11·35, was recorded by Brahmins against 22·17 in 1918.

Compared with 1918, Lingaits, Bhatias, Indian Christians, Anglo-Indians and Buddhists showed an improvement in the birth-rate. All the other communities registered a decline. The principal decreases in birth-rate were among (1) Europeans from 17·99 to 12·02, (2) Jains from 22·38 to 15·83, (3) Brahmins from 22·17 to 11·35, (4) Parsees from 27·40 to 25·09 and Jews from 34·86 to 32·89.

TABLE OF BIRTH-RATES FOR THE DIFFERENT RACES OF THE CITY FOR 1918-1919.

RACE OR CASTE.	Population by the Census of 1911.	Birth-rate for the year 1919.	Birth-rate for the year 1918.
Hindus. { Jains	20,460	15·83	22·38
{ Brahmins	53,656	11·35	22·17
{ Lingaits	1,179	89·83	67·85
{ Bhatias	7,780	15·88	15·55
{ Hindus of other Castes	547,192	17·54	18·20
{ Hindus, Low Caste	54,235	60·88	63·88
Mussalmans and Negro-Africans	179,346	21·00	22·19
Parsees	50,931	25·09	27·40
Jews	6,597	32·89	34·86
Indian Christians	41,273	26·90	25·19
Anglo-Indians	4,188	23·74	25·54
Europeans	11,894	12·02	17·99
Buddhists	578	38·33	27·68
Other and Unknown Castes	136	117·64	13·52
Total ...	979,445	21·16	22·18

TABLE OF BIRTH-RATES FOR THE DIFFERENT SECTIONS IN THE CITY FOR 1918-1919.

Ward.	Sections.	Population by the Census of 1911.	Birth-rate for 1919.	Birth-rate for 1918.
A	Upper Colaba	1,557	50·09	55·87
	Middle and Lower Colaba... ..	19,679	15·19	18·59
	Fort, South	3,462	8·95	10·68
	Fort, North	25,400	23·58	24·13
	Esplanade	17,761	15·14	17·28
B	Mandvi	33,202	12·61	13·28
	Chukla	24,231	15·84	16·34
	Umarkhadi	45,679	28·43	30·56
	Dongri	27,246	17·58	17·80
C	Market	30,172	9·81	11·56
	Dhobi Talao	38,684	22·02	22·72
	Fanaswadi	27,403	19·28	18·79
	Bhuleshwar	36,459	16·81	17·85
	Khara Talao... ..	22,979	24·28	24·50
	Kumbharwada	27,703	24·54	24·00
D	Khetwadi	31,937	24·23	25·17
	Girgaum	30,779	22·80	23·94
	Chowpati	11,397	27·81	24·97
	Walkeshwar	10,640	26·65	26·69
	Mahalakshmi	26,302	25·81	25·96
E	Mazagon	30,075	26·93	26·73
	Tarwadi	28,424	31·20	30·57
	2nd Nagpada	21,700	23·22	23·73
	Kamathipura... ..	36,751	20·76	22·23
	Tardeo	27,758	24·31	28·48
	Byculla	75,348	23·71	25·25
	1st Nagpada	6,414	23·23	23·28
F	Parel	45,474	20·73	20·20
	Sewri	19,067	24·24	23·86
	Sion	30,680	27·41	26·59
G	Mahim	30,492	30·86	33·56
	Worli	89,611	20·48	23·61
	Harbour. Docks, Railways and Homeless	44,979	02
	Total	979,445	21·16	22·18

Birth-rate sections.

In considering the birth-rates of the different Sections of the City, it is necessary to bear in mind that these ratios cannot be of much value for purposes of comparison, owing to the uneven distribution of women and married women of fertile age, which must largely account for the advantage which some sections may exhibit over others.

The recorded birth-rate for the entire city is 21·16 and the sections which returned a lower rate, excepting Fort South, which is mostly a business locality, are Middle and Lower Colaba (15·19), Esplanade (15·14), Mandvi (12·61), Chukla (15·84), Dongri (17·58), Market (9·81), Bhuleshwar (16·81), Kamathipura (20·76), Parel (20·73), and Worli (20·48). The highest birth-rate was registered, as in 1918, in Upper Colaba (50·09); this is, however, lower than in that year (55·87), the next lower is 31·20 for Tarwadi. As in previous years the lowest rate (8·95) was recorded for Fort South which is not a residential locality and the next higher 9·81 for Market Section.

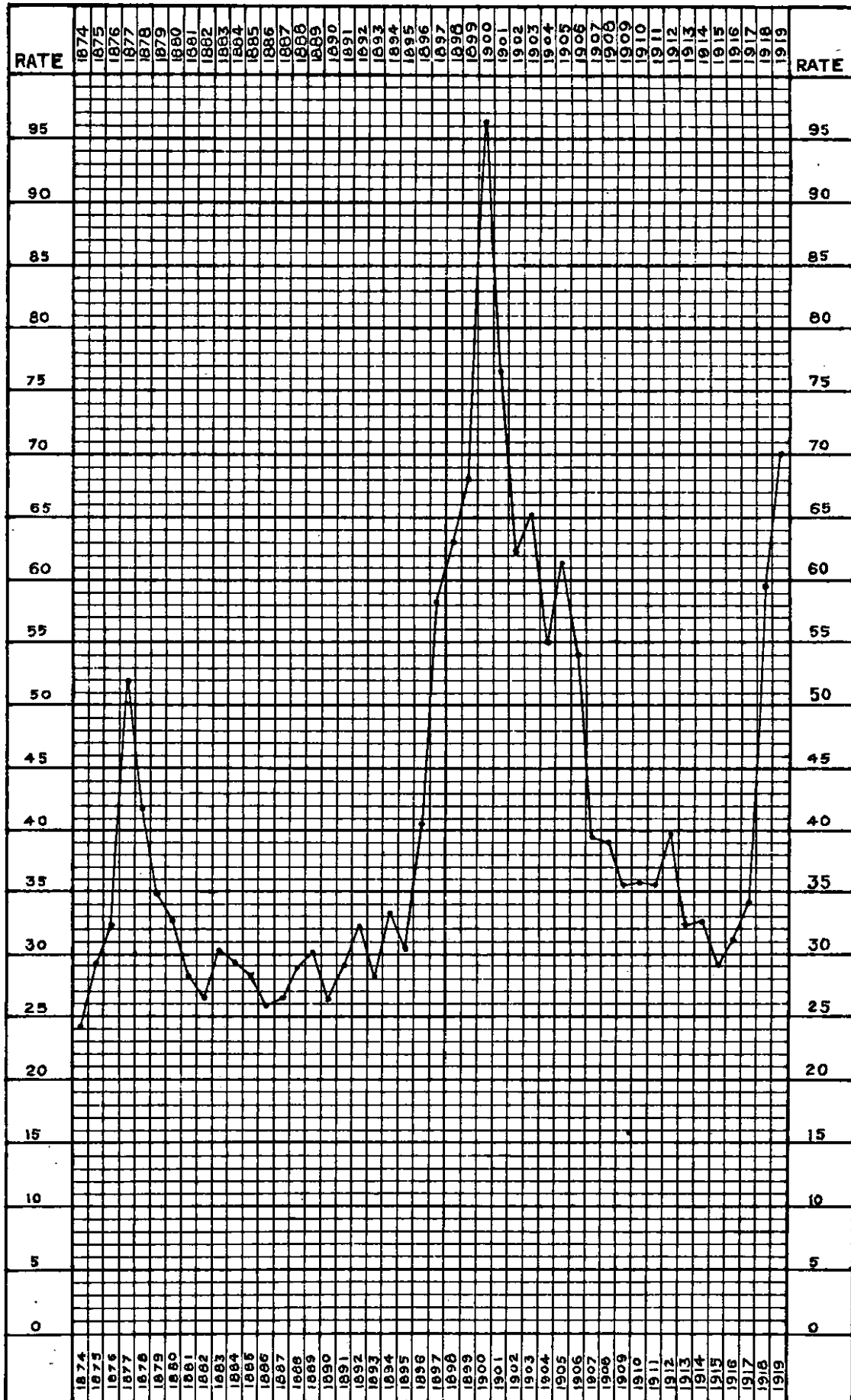
Total mortality and Death-rate.

The total number of deaths registered from all causes during the year was 68,610, against 58,388 in 1918 being 10,222 more than in the latter year. The general death-rate recorded was 70·04 against 59·61 in 1918. The total mortality as compared with the preceding decennium (1909-1918) shows an increase of 33,268 and is equivalent to an increase in the death-rate of 33·96 per 1,000 living. The death-rate (like the birth-rate) is generally high amongst the poor and working classes; and, as an unduly large proportion of the population of the City belongs to the most poorly paid sections of Society, the general death-rate is raised by that of the unusually large proportion of the very poor. The Census of 1911 showed that 79 per cent. of the population lived in one room tenements.

The total number of deaths registered from all causes during the year was 68,610 against 58,388 in 1918 showing an increase of 10,222 over the figure for the latter year and of 33,268 over the decennial mean.

DIAGRAM

ANNUAL DEATH-RATE IN BOMBAY 1874-1919



The death-rate on the basis of the Census population of 1911 (9,79,445), which is much less than the actual population in 1919 as estimated, works out to 70·04 against 59·61 in 1918; the death-rate for the preceding decennium was 36·08.

The figure 68,610, however, represents the gross mortality of the City and is subject to correction. It is necessary, on the one hand, to exclude all deaths amongst persons newly arrived into the City and not belonging to it; and, on the other hand, to include all deaths occurring among those, who belonging to it, died elsewhere. The resulting mortality may be termed "corrected" mortality. Mortality is generally corrected for differences of sex and age-constitution of the population; but it may also be corrected for other considerations, such as the exclusion of those, who not belonging to the City, helped to swell the mortality returns, and the inclusion of those, who belonging to it, went to die either (1) to their homes up-country or (2) to the numerous outlying Sanatoria. Such adjustment is, quite as truly as the other, a process of correction and quite as necessary.

Enquiries were, in accordance with the suggestion of the Standing Committee in 1910, made, as in previous years, of the authorities in charge of the following outlying Sanatoria and convalescent homes with a view to ascertaining the number of deaths among those who belonged to Bombay and went to the institutions for treatment or change of air; (1) Deolali, (2) and (3) Nasik, (4) Dumas (Surat), (5) Khandala, (6) Poona, (7) Coorla, (8) Dharampore (Simla Hills), (9) Panchgani, (10) Karla, (11) Lonavla and (12) Bandra.

The replies received from 8 of them show that only 13 deaths among such persons occurred during 1919. It is obviously impossible to get at the number of those who died in their homes up-country; we have no record of such deaths nor can one be compiled. On the other hand, the number of deaths among new arrivals not belonging to Bombay was 2,776 inclusive of 848 among the inmates of the different War Hospitals. Applying these corrections, the corrected mortality of the City, as based on the available data, works out to (68,610 + 13 - 2,776 =)65,847 giving the ratio of 67·22 per 1,000 of the population by the Census of 1911.

Such an estimate of the City's mortality is desirable, as it marks a greater approximation to the truth than the bare statement of the number of deaths in the community. It is hardly necessary to observe that this approximation would be still closer, but for the absence of any data regarding deaths which occurred up-country among the inhabitants of this City; this absence largely accounts for, if it does not also accentuate, the disparity between the factors of inclusion and exclusion; though as an offset against the possible reduction due to the omission of such deaths may be mentioned those occurring among the undoubtedly large number who are attracted to the metropolis for various reasons—visitors bent on pleasure or business, vagrants, labourers in search of work, sick persons in search of expert medical advice or treatment and others who come in order to be with their relations. In addition to these there was a large influx of troops and sick and wounded returning from Overseas and of labour passing through the City, due to its position as the chief port of embarkation and arrival and as the Capital of the Presidency and the facilities it offers for the care and comfort of the sick and wounded; all these though not proper units of the population are counted among them when they happen to die after a stay of more than ten days. It is, however, not improbable that in normal times and under normal conditions the number of deaths occurring outside Bombay among its inhabitants and the number recorded in the City among those not belonging to it more or less balance each other and the death-rate is not materially affected by the want of either figure.

The following table of mortality exhibits the proportional contribution to the total result under each age-group in the two sexes:—

Mortality by Sex and Age-group.

TABLE OF PERCENTAGES TO THE TOTAL MORTALITY BY AGE-PERIOD IN 1917, 1918 AND 1919.

Age-Period.	1917.		1918.		1919.					
	Total Mortality.	Percent-age.	Total Mortality.	Percent-age.	MALES.		FEMALES.		PERSONS.	
					No. of deaths.	Percent-age.	No. of deaths.	Percent-age.	No. of deaths.	Percent-age.
Under 1 year...	8,870	26·56	12,829	21·97	7,108	18·13	6,426	21·84	13,534	19·72
1 to 5 years	8,939	11·79	7,479	13·80	4,050	10·83	4,461	15·13	8,501	12·39
5 to 10 "	1,088	3·25	2,287	3·91	1,310	3·84	1,374	4·67	2,684	3·91
10 to 15 "	1,018	3·04	1,948	3·32	1,111	2·83	1,039	3·53	2,150	3·13
15 to 20 "	2,324	6·96	4,385	7·51	2,708	6·90	2,084	7·08	4,792	6·98
20 to 30 "	5,443	16·80	11,778	20·17	3,558	22·08	5,271	17·92	13,929	20·30
30 to 40 "	3,473	10·40	6,670	11·42	5,653	14·42	2,839	9·65	8,492	12·27
40 to 50 "	2,318	6·94	3,964	6·78	3,438	8·77	1,767	6·00	5,205	7·58
50 to 60 "	2,046	6·12	3,247	5·66	2,857	6·77	1,863	5·65	4,320	6·29
60 years and upwards.	2,867	8·58	3,792	6·49	2,495	6·33	2,495	8·48	4,990	7·27
Unspecified Ages	4	·01	14	·02	11	·02	2	13	·01
Total	33,390	100·00	58,388	100·00	39,199	100·00	29,411	100·00	68,610	100·00

It will be observed that, of the total number of 68,610 deaths in the year under review, 39,199 were among males and 29,411 among females against 32,444 among males and 25,944 among females in 1918. The male death-rate therefore works out to 61.22 and the female to 86.71 per 1,000 of sex population against 50.67 and 76.49 respectively in the preceding year. This disparity in the number of deaths among males and females is largely to be accounted for by the preponderance of males who form nearly two-thirds of the population. The mortality among females will be found to exceed that among males under the age-groups of 1-5 years and 5-10 years. In other age-periods the predominance is reversed. In the age-groups of 30-40 and 40-50, the mortality among males (5,653 and 3,438) is almost the double of that among females (2,839 and 1,767); in the age-group of "60 years and upwards", the number of deaths was the same (2,495) under both the sexes. The highest percentage of deaths to the total mortality in the male (22.08 per cent.), as well as in the entire population (20.30) occurred in the age period of 20-30 years; but the highest percentage in the female population (21.84) was recorded in the first year of life.

The lowest percentage of mortality among males (2.83), among females (3.53), as well as in the entire population (3.13), occurred during 10-15 years of life.

Infant mortality.

The total mortality among infants or children upto one year of age, recorded during the year under review, was 13,534 showing an increase of 705 deaths compared with 1918, and of 4,715 above the average of the preceding quinquennium (1914-1918).

The percentage of infant mortality to total mortality at all ages was 19.72 against 21.97 in 1918 and 26.56 in 1917. The ratio per 1,000 of live births registered was 652.8 against 590.3 in 1918; the decennial average was 414.4.

These ratios are based on the actual number of births registered in the City; but for a correct estimate, the infant mortality has to be calculated on the corrected number of births, so as to include infants who died during the year without their births being registered. The corrected number of births, as we have seen above, works out to 27,114 and therefore gives an infant mortality equal to the ratio of 499.15 per 1,000 of births against 434.8 in 1918 and 304.2 in 1917.

Infant mortality from principal causes.

It will be observed from the following table that Debility and the Diseases of the Respiratory and Nervous systems caused in the aggregate nearly 75 per cent (10,143) of the total infant mortality (13,534) against nearly 79 per cent. (6,846) in 1917; in 1918 the proportion was slightly higher than in the year under notice.

Generally speaking, these are a group of causes which have reference to the social environment and economic condition of the parents, as regards the home and its surroundings, occupation of mothers entailing hard work, their habits and poverty, all of which affect the mothers during pregnancy and influence the health of the child before and after birth, and aided by the unhygienic conditions in which a large proportion of the infants are born, help to swell the number of those who come into the world only to die.

INFANT MORTALITY FROM PRINCIPAL CAUSES FROM 1913 TO 1919.

Causes of Deaths.	1913.	1914.	1915.	1916.	1917.	1918.	Average (1914 to 1918).	1919.	Increase or Decrease.
Small-pox	55	60	64	259	70	202	131	198	+ 67
Measles	66	82	104	134	83	217	124	207	+ 83
All Fevers... ..	201	163	226	229	217	403	248	469	+ 221
Diarrhoea and Dysentery ...	615	579	670	481	417	438	517	666	+ 149
Premature Birth	181	187	182	357	346	367	288	384	+ 96
Debility	2,207	2,187	2,381	2,165	2,496	3,069	2,459	3,297	+ 838
Diseases of the Nervous System.	1,278	1,271	1,384	1,317	1,411	2,033	1,488	2,179	+ 696
Do. do. Respiratory System.	2,113	2,425	2,414	2,543	2,939	4,643	2,998	4,667	+ 1,674
All Causes	7,488	7,580	6,602	8,215	8,870	12,829	8,819	13,534	+ 4,715

As compared with the averages of the preceding five years, the largest increase was recorded under the Diseases of the Respiratory System, namely, 1,674; Debility and the Diseases of the Nervous System show the next lower increases of 838 and 696 respectively. The total increase under all causes was of 4,715 deaths. The mortality among children born prematurely (384) during the year was higher than the average of the preceding five years by 96 and by 17 than in 1918.

Comparison with the quinquennial averages.

The following table classifies infantile deaths from principal causes under the three age-groups of 1-30 days, 1-6 months, and 7-12 months during 1919. The corresponding figures for 1918 have been inserted for comparison.

Infant mortality by Age-periods.

TABLE OF DEATHS AMONG INFANTS FROM PRINCIPAL CAUSES BY AGE-PERIODS IN 1919 AND 1918.

Age-Period.	Year.	Small-pox.	Measles.	Malaria.	Ague and Remittent Fever.	Diarrhoea and Dysentery.	Premature Birth.	Debility.	Nervous System.	Respiratory System.	All Causes.	Percentage of de. the in each age-period to total deaths under 1 year of age.
1 to 30 days	1919	1	1	1	53	84	381	2,689	250	108	3,712	27.42
	1918	5	3	...	85	21	365	2,606	168	104	3,487	27.18
1 to 6 months	1919	62	57	7	203	168	2	514	1,251	1,753	4,306	31.81
	1918	96	92	2	182	118	2	487	1,222	1,692	4,180	32.58
7 to 12 months	1919	185	149	7	196	414	1	94	678	2,806	5,516	40.75
	1918	101	122	2	179	299	...	76	643	2,847	5,162	40.33
Total	1919	198	207	15	452	666	384	3,297	2,179	4,667	18,534	...
	1918	202	217	4	396	438	367	3,169	2,023	4,649	12,829	...

On examining the figures, it will be noticed that Small-pox (135), Measles (149), Diarrhoeal Diseases (414) and the Diseases of the Respiratory system (2,806) were most fatal to infants in the age-period of 7-12 months, while deaths due to the Diseases of the Nervous system (1,251) and to Ague and Remittent Fever (203) were most numerous in the age-group of 1-6 months; as those due to Debility were in the first 30 days. Out of 384 deaths which occurred during the year from immaturity at birth, 381 were in the first 30 days of life and the remaining 3 in the next two age-periods together.

The above table may be subjected to further scrutiny with the help of the following table which gives the percentage or proportion of mortality under each principal cause of death to the total mortality from all causes among infants in each of the three age-groups. The highest percentage of total infant mortality (40.75) was registered among children 7-12 months old and the lowest (27.42) in the age-period of 1-30 days.

TABLE OF PERCENTAGES OF INFANT DEATHS FROM PRINCIPAL CAUSES IN 1919.

Age-Period.	Small-pox.	Measles.	Malaria.	Ague and Remittent Fever.	Diarrhoea and Dysentery.	Premature Birth.	Debility.	Nervous System.	Respiratory System.	All Causes.
1 to 30 days	.03	.02	.02	1.42	2.26	10.26	72.44	6.73	2.10	27.42
1 to 6 months	1.43	1.32	.16	4.71	3.90	.04	11.93	29.05	40.71	31.81
7 to 12 months	2.44	2.70	.12	3.55	7.50	.01	1.70	12.29	50.87	40.75
Total	1.46	1.52	.11	3.33	4.92	2.83	24.36	16.10	34.48	...

It will be noticed that out of 20,730 children registered as born in 1919, (i) 3,712 or 225 more than in the preceding year died within 30 days of birth; for a very large majority of these, namely, 2,689 or 72.4 against 2,606 or 74.7 per cent. in 1918, the cause of death assigned was

Debility, that is want of vitality, immaturity at birth, wilful or ignorant neglect and the method adopted by the unskilled or untrained women attending the labour ; (ii) 4,306 children, being 126 more than in the preceding year, died before attaining the age of 6 months, the cause of death in the descending order of incidence being 40·7 Diseases of the Respiratory system (against 40·4 in 1918), 29·05 Diseases of the Nervous system (Convulsions) (against 29·2 in 1918), 11·9 Debility (against 11·6 in 1918), 4·7 Ague and Remittent Fever (against 4·3 in 1918) and 3·9 Diarrhoea and Dysentery (against 2·8 in 1918). It will be observed that out of the total mortality under one year of age, over 40 per cent. occurred in the age-group of 7-12 months and, further, that of the deaths at this period of life, more than half are due to the Diseases of the Respiratory system. In the first and second age-groups, the maximum mortality is due to Debility (2,689) and the Diseases of the Respiratory system (1,753) respectively. The next most fatal cause is the Diseases of the Nervous system (1,251) in the second and third groups (678) and next to it Diarrhoea and Dysentery in the third, all of which signify exposure and defective feeding.

TABLE OF INFANT MORTALITY BY MONTHS IN 1919 AND 1918:

MONTHS.	1919.						1918.
	Debility.	Nervous Diseases.	Respi-ratory Diseases.	All Causes.			All Causes.
				Male.	Females.	Total.	
January	308	184	401	590	552	1,142	893
February	277	178	390	542	504	1,046	888
March	279	198	474	659	619	1,278	1,181
April	265	263	483	736	657	1,393	1,056
May	280	291	570	862	726	1,588	884
June... ..	252	196	468	614	618	1,232	911
July... ..	293	190	416	623	582	1,205	1,121
August	329	131	338	580	490	1,070	829
September	289	133	271	500	446	946	1,506
October	273	177	327	535	459	995	1,878
November	223	121	281	420	406	826	723
December	229	117	248	446	367	813	959
Total	3,297	2,179	4,667	7,108	6,426	13,534	12,829

The foregoing table exhibits the monthly fluctuations of infant mortality during the year under report ; three columns have been added giving the number of deaths from causes most fatal to children, as they serve to explain the fluctuations and their extent.

Compared with 1918, the number of deaths among infants in the year under report was higher month for month except in September (—560), October (—883) and December (—146) ; the aggregate decrease recorded during these three months being 1,589. But the net result at the end of the year was an increase of 705 deaths. The highest infant mortality registered in a month was 1,588 in May against 1,878 in October in 1918, owing in both cases to the epidemic prevalence of Influenza and its complications ; the lowest was 813 registered in the month of December 1919, against 723 recorded in November 1918.

Out of the total increase of 705 deaths in 1919 as compared with 1918, 3·4 per cent. (or 24 more deaths) were registered under Respiratory Diseases, 18·1 per cent. (or 128 more deaths) were registered under Debility ; 22·1 per cent. (or 156 more deaths) under Nervous Diseases (which include Infantile Convulsions).

**INFANT MORTALITY BY CASTE AND INFANTILE DEATH-RATE PER 1,000
OF BIRTHS REGISTERED IN EACH CASTE IN 1918 AND 1919.**

RACE OR CASTE.	1918.			1919.			
	Deaths under 1 year.	Number of Births registered.	Infant mortality per 1,000 of Births in each caste.	Deaths under 1 year.	Number of Births registered.	Infant mortality per 1,000 of Births in each caste.	
Hindus	Jains	587	458	1,281·65	471	324	1,453·70
	Brahmins	552	653	845·32	515	609	845·64
	Lingaits	91	80	1,137·50	109	106	1,028·30
	Bhatias	75	121	619·83	60	122	491·80
	Hindus of other Castes ...	5,829	9,963	565·06	6,427	9,598	688·61
	Hindus, Low Caste ...	2,533	3,465	731·02	2,794	3,302	846·15
	Mussalmans (including Negro-Africans)...	2,274	3,980	570·35	2,119	3,768	562·36
	Parsees	228	1,396	163·32	287	1,278	2·456
	Jews	64	230	278·20	71	217	327·18
	Indian Christians	506	1,040	486·53	572	1,114	513·46
	Anglo-Indians	29	107	271·02	45	112	401·76
	Europeans	24	214	112·14	33	143	230·76
	Buddhists	1	16	62·50	5	21	238·09
	Other and unknown Castes	36	10	3,600·00	26	16	1,625·00
Total ...	12,829	21,733	590·30	13,534	20,730	652·87	

The foregoing table gives the death-rate among infants of the several races of the population calculated per 1,000 of births registered in the particular race or caste; the number of births and of deaths under one year are inserted and the corresponding figures for 1918 added for comparison.

What arrests attention in the table is that among Jains (who, by the Census of 1911 number 20,460), 324 children were registered as born in the City during 1919 while the number of deaths among infants who died in the year was 471; similarly among Lingaits and among "other and unknown castes" 106 and 16 children were registered as born and 109 and 26 children as having died in the year. This apparent paradox is to be explained principally by the omission or neglect of parents to register the births, and the custom of expectant mothers going out to their homes up-country for delivery and returning to Bombay with the child some months old; possibly, a large proportion of the deaths occurring in the earlier months of the year among infants born in the latter part of the previous year has also some effect on these figures.

Compared with 1918, a reduction in the infantile death-rate was recorded in the year under report among Lingaits (from 1,137·50 to 1,028·30) and Bhatias (from 619·83 to 491·80) only.

Among Hindus of all Castes taken together and Mussalmans, who together form the bulk of the City's population, the ratios stand as under:—

	1919.	1918.	Increase or decrease.
Hindus	737·92	655·83	+ 82·09
Mussalmans	562·36	570·35	— 7·99

The infantile death-rate for the whole City calculated on the total number of registered births was 652·87. Calculating for different Castes on the number of births registered among them, the highest infantile death-rate was 1,453·70 registered among Jains against 1,281·65 in 1918 and the lowest 224·56 among Parsees against 62·50 among Buddhists in the preceding year

The ratios among principal communities during 1919 and the preceding five years are given in the following table :—

RATIO OF INFANT MORTALITY PER 1,000 OF BIRTHS REGISTERED IN THE CASTE.

Race or Caste.	1914.	1915.	1916.	1917.	1918.	1919.
Hindus.	Jains	410.4	350.9	420.8	451.9	655.8
	Brahmins					
	Lingaita					
	Bhatias					
	Hindus of other Castes					
	Hindus, Low Caste					
Mussalmans (including Negro-Africans)	391.0	335.6	403.2	402.1	570.3	562.38
Parsees	173.6	153.2	129.6	141.6	163.3	224.58
Jews	159.6	157.8	220.6	167.3	278.2	327.18
Indian Christians	398.1	336.2	340.7	350.1	486.5	513.46
Anglo-Indians	207.4	152.5	152.7	116.1	271.0	401.78
Europeans	244.2	181.8	190.4	198.3	112.1	230.76

infant mortality by Sections.

With a view to measuring the relative incidence of infant mortality in the different Sections of the City, the following table is given, showing the ratio of infantile deaths registered in each Section to the number of births registered in that particular Section.

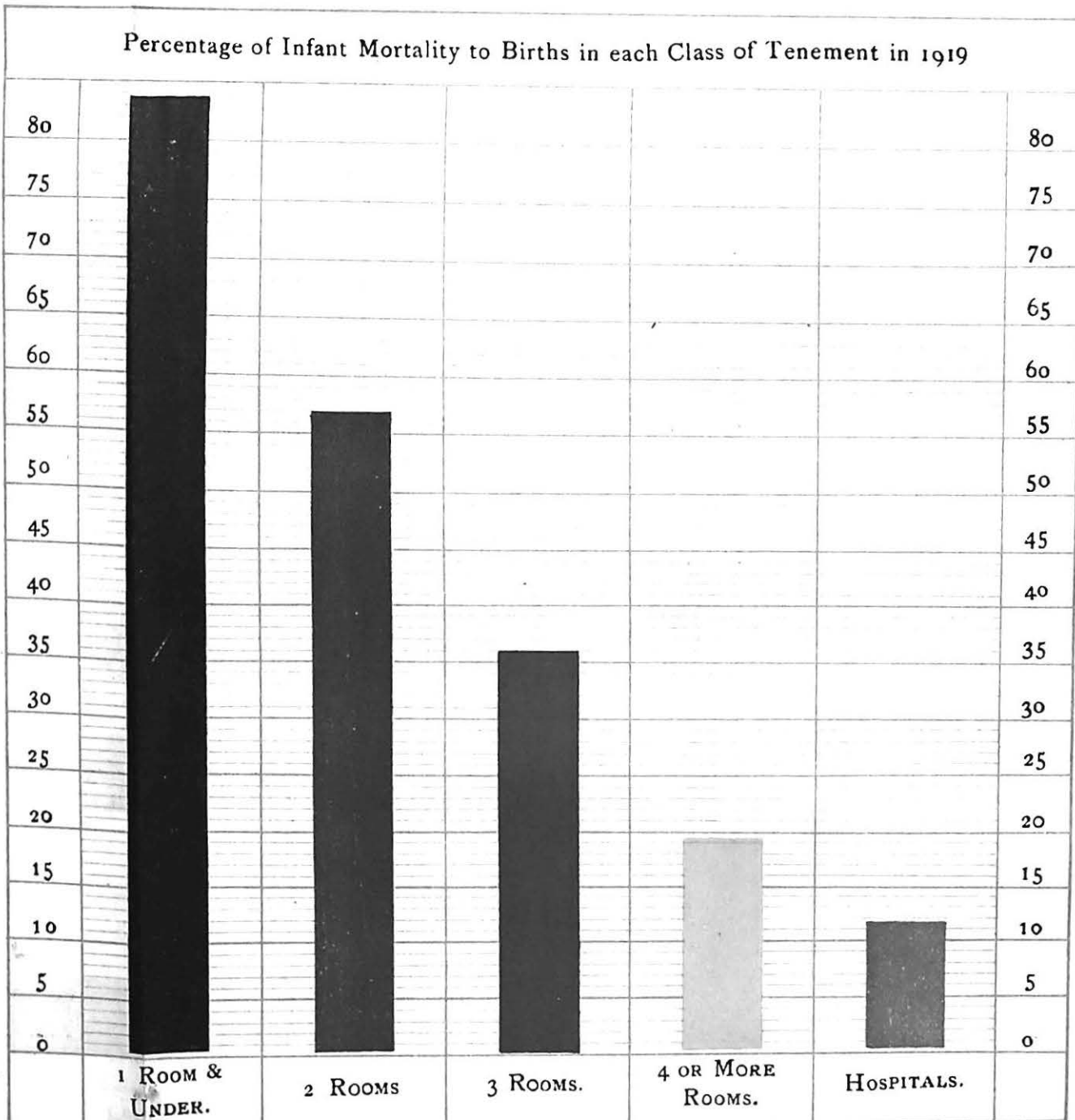
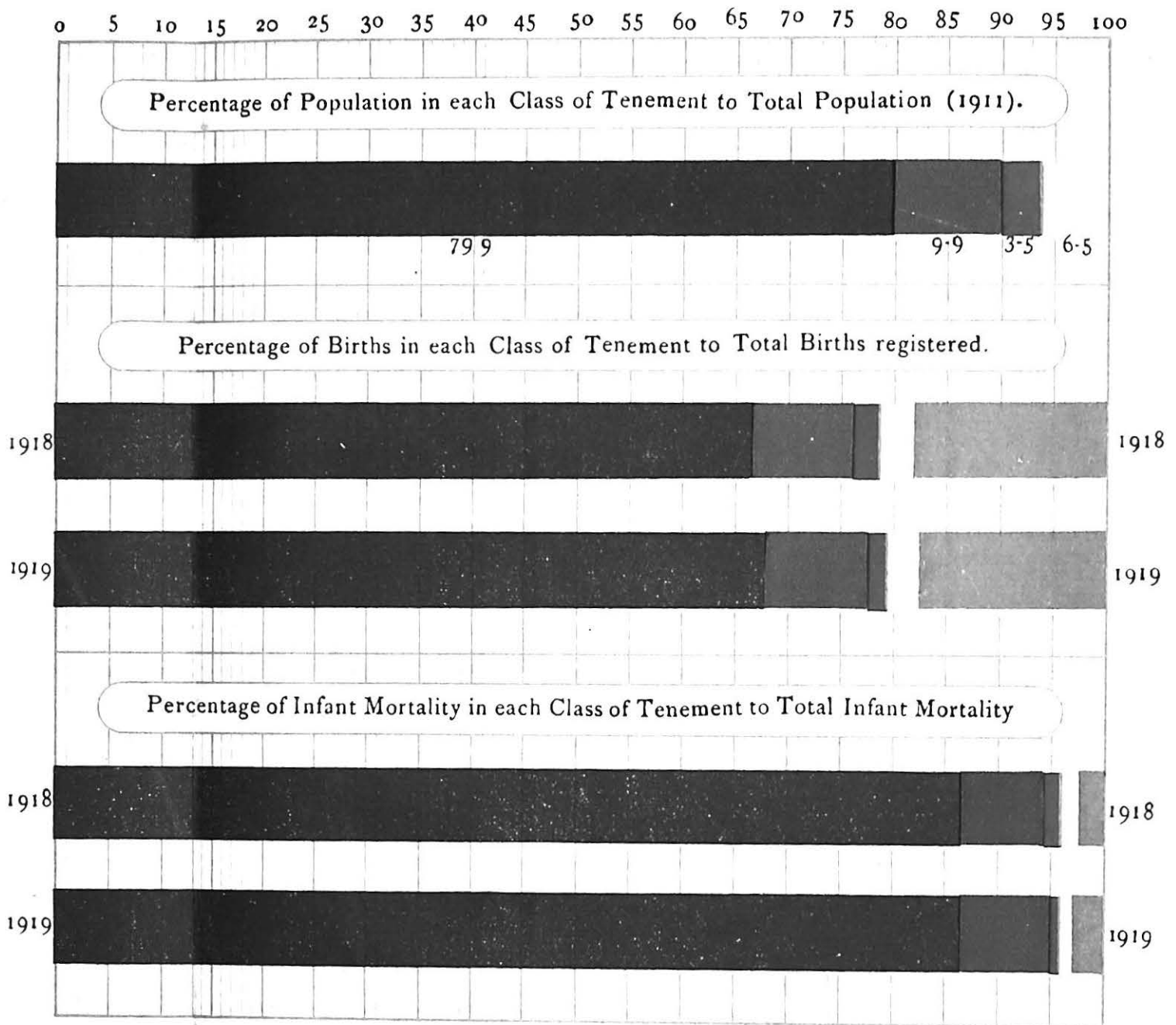
Apart from the irregular distribution of the female population in the different wards of the City, such measurement of infant mortality is not altogether reliable owing to the following factors, which inevitably introduce an element of error or uncertainty in the calculations based on the sectional data. The difficulties in the way of registration of all births occurring in the City, consequent on parental ignorance or neglect varying with the class of people inhabiting the different sections; the prevailing custom of sending prospective mothers home to their native districts for confinement, resulting in an excess of infants in the City over births actually occurred and registered in it; the inflation of the infantile death-rate due to out-born infants dying in the City; the intersectional movement of population, making it possible for children born in one Section to die in other; and, lastly the migratory habits of the higher officials and the affluent classes who send out their families to the most congenial or least inconvenient latitudes during certain seasons of the year. All these causes operate in varying degrees in the different Sections of the City and influence the infantile death-rate.

STATEMENT OF THE RATIO OF DEATHS AMONG CHILDREN UNDER 1 YEAR PER 1,000 OF BIRTHS REGISTERED IN EACH SECTION IN 1918 AND 1919.

Ward.	Sections.	1918.	1919.	Ward.	Sections.	1918.	1919.	
A	Upper Colaba	310.3	333.3	E	Mazagon	671.6	760.4	
	Middle and Lower Colaba	456.2	698.9		Tarwadi	565.0	638.9	
	Fort, South	189.1	580.8		2nd Nagpada	714.5	787.8	
	Fort, North	504.0	540.9		Kamathipura	703.7	850.5	
	Esplanade	342.0	498.1		Tardeo	475.3	659.2	
B	Mandvi	1,024.9	880.6	Byculla	754.5	861.2		
	Chukla	709.5	656.2	1st Nagpada	333.3	429.5		
	Umarkhadi	609.5	540.4	F	Parel	643.0	713.6	
	Dongri	709.2	759.7		Hewri	674.7	860.5	
C	Market	830.9	891.8		Sion... ..	477.9	552.9	
	Dhobi Talao	481.2	522.3	G	Mahim	453.1	503.1	
	Fanaawadi	629.1	600.3		Worli	604.4	775.5	
	Bbuleshwar	714.2	637.8		D	Harbour, Docks, Railways and Homeless	..	4,000.0
	Khara Talao	507.9	505.3					
Kumbharwada	580.4	577.3						
D	Khetwadi	430.3	480.6	Total ...	590.3	652.8		
	Girgaum	544.4	545.5					
	Chowpati	334.4	356.4					
	Walkeshwar	330.9	307.6					
	Mahalakshmi	440.7	513.9					

DIAGRAM

PERCENTAGE OF POPULATION, BIRTHS AND INFANT MORTALITY, IN EACH CLASS OF TENEMENT 1919



N. B.—Blank space between yellow and green colours represents p. c. of Road-side Births and Infant Mortality
 P. C. of Road-side Infant Mortality to Road-side Births in 1919-54.34.

The rate of infant mortality for the entire City in 1919 based on the number of births actually registered was 652·8 against 590·3 in 1918 and 409·6 in 1917; and the Sections which showed a higher incidence of such mortality during the year under review were:—Middle and Lower Colaba (698·9) in A Ward, all the Sections of B Ward with the exception of Umar-khadi (540·4); Market (891·8) in C Ward; Mazagaon (760·4), 2nd Nagpada (787·6), Kama-thipura (850·5), Tardeo (659·2) and Byculla (861·2) in E Ward; Parel (713·6) and Sewri (860·5) in F Ward; Worli (775·5) in G Ward. These Sections are among those with which a high rate of mortality is generally associated, being largely inhabited by the poor and ignorant classes living in insanitary houses and amidst similar surroundings; Market registered the highest infantile death-rate (891·8) and Walkeshwar (307·6) the lowest.

Compared with 1918, all the Sections of the City exhibit a considerable enhancement in the death-rate among infants, except Mandvi (—144·3), Chukla (—53·3) and Umerkhadi (—69·1) in B Ward, Fanaswadi (—28·8), Bhuleshwar (—76·4), Khara Talao (—2·6) and Khumbharwada (—3·1) in C Ward and Walkeshwar (—23·3) in D Ward, which show the reduction noted against them.

It will be observed from the following statement that of the 20,730 live births registered in the City during the year, 14,117 or 68·1 per cent. occurred in families living in a single room or sharing it with others, and the number of deaths among such was 11,736 or 83·1 per cent. of the births against 76·7 in 1918; this proportion varies inversely as the number of rooms occupied; 56·4 per cent. in the case of two-room tenements against 49·8 in 1918; 35·8 per cent. in the case of three-room tenements against 37·4 in 1918; and 18·9 per cent. in families occupying 4 or more rooms against 23·8 in 1918. The lowest percentage of infant mortality (11·17) occurred among children born in Hospitals:—

Infant mortality by the number of rooms occupied.

NUMBER OF BIRTHS AND INFANT MORTALITY BY THE NUMBER OF ROOMS OCCUPIED IN 1919.

	1 Room and under.	2 Rooms.	3 Rooms.	4 or more Rooms.	Roadside.	Hospitals.	Total.	
Births	14,117	1,988	402	507	46	3,670	20,730	
Infant Mortality	11,736	1,123	144	96	25	410	13,534	
Infant Mortality per 1,000 births registered.	1919	83·13	56·49	35·82	18·93	54·34	11·17	65·28
	1918	76·72	49·88	37·47	23·87	133·33	7·92	59·03

The measures for the reduction of infant mortality group themselves comprehensively under Maternity and Infant Welfare. The work which is being done in Bombay in this direction is under the following heads:—

Measures for the reduction of Infant Mortality.

Visiting Nurses and their work.

- (i) Home visiting—for (a) finding out (1) prospective mothers, (2) cases of sickness especially among women and children and (3) un-vaccinated children; (b) enquiry into the condition of new born infants; (c) instruction by homely talks.
- (ii) Attendance on confinements;
- (iii) Provision of necessaries and comforts during the lying-in period;
- (iv) Maternity Homes;
- (v) Infant Milk Depôts;
- (vi) Infant Welfare Centres.

The ten Municipal Nurses, who are all qualified midwives, daily visit the localities and the chawls inhabited by the poor and help to diffuse and popularize elementary knowledge of the principles of health and hygiene and carry such knowledge and habit into the homes and lives of the ignorant; they give advice on the prevention of disease and the care and up-bringing of infants, and bring to the notice of the authorities un-registered births and un-vaccinated children, and cases of sickness; they also find out prospective mothers among the poor and induce them to go to the Maternity Homes provided for them free; and where such recourse is not sought, attend on the women in their own homes, providing them with necessaries and comforts of life in the shape of milk, loaves, bed, blanket, charpoy, linen, etc. The visits of the Nurses are frequently the means of bringing to the Municipal Dispensaries the suffering

poor who would otherwise either not know of the existence of facilities provided, or knowing would, through carelessness, neglect to benefit by them. These visits are therefore doing much good and are welcomed and appreciated by those for whose benefit they are paid.

(i) *Home visiting and (ii) Attendance on Confinements—*

The Municipal Nurses and Midwives paid during the year 17,448 visits to houses, chawls and huts (against 23,883 in 1918), enquired into 2,126 cases of ordinary sickness, reported 523 cases of infectious diseases and 915 deaths in the female population of the City. They also attended on 1,028 confinements (against 1,382 in 1918) and ascertained 8,650 births.

These figures indicate a considerable decline in the record of work done as compared with previous years, but this is due in a large measure to (1) the nurses having been put on duty in the Infectious Diseases Hospitals during epidemics owing to the difficulty of obtaining temporary nurses for the purpose and (2) to several of them proceeding subsequently on leave and the difficulty of finding others to replace them during the period. These remarks apply also to the figures in the following table which show the work of the ten Municipal Nurses and Midwives so far as attendance on confinements and infant visitations are concerned. They have to repeat their visits even after the lying-in period to find out, as far as possible, and warn the mothers against the conditions and influences which imperil infant life :—

SUMMARY OF INQUIRIES AND OF WORK OF MUNICIPAL NURSES AND MIDWIVES, 1914-1919.

	1914.	1915.	1916.	1917.	1918.	1919
Total number of births (including still-born) registered ...	21,240	21,584	22,867	23,539	23,799	22,744
Percentage of still-births to the total number of births registered ...	7.3	7.0	7.3	8.0	8.6	8.8
Number verified by the Nurses ...	13,950	13,571	14,263	15,183	13,256	11,330
Percentage of the number verified to the total ...	65.6	62.8	62.3	64.5	55.6	49.8
Percentage of the confinements unattended ...	9.5	6.3	4.9	4.9	4.4	5.1
Percentage of the confinements attended by unskilled women ...	63.1	61.1	61.1	57.9	55.4	58.5
Percentage of the confinements attended by qualified Nurses (including Municipal) ...	13.7	15.9	14.5	15.5	16.0	13.8
Percentage of the confinements attended by Municipal Nurses ...	8.7	10.5	9.4	10.5	10.4	9.0
Percentage of children born in Hospitals ...	13.5	16.6	19.3	21.4	23.8	22.3
Percentage of children born in healthy condition ...	75.2	76.6	78.2	79.2	75.5	75.3
Percentage of children fed on breast ...	62.7	70.1	69.9	75.2	69.1	78.4
Percentage of children dying within 30 days ...	10.6	9.7	10.3	11.3	13.3	17.1
Percentage of the cases where the mothers left home for work ...	33.0	33.2	32.3	36.0	36.1	35.4

From an examination of the foregoing table, it will be noticed that of the total number of 22,744 births (inclusive of still-births) registered in the City during the year under review, 11,330 or 49.8 per cent. were verified by the Municipal Nurses and Midwives; the figures show a decrease of 5.8 in the verification work compared with the preceding year.

The proportion of still-births showed a slight increase of .2 over the figure for 1918.

The proportion of births wholly unattended increased by .7 during the year to 5.1.

The percentage of confinements attended by unskilled women was 58.5 against 55.4 in 1918.

The percentage of confinements attended by qualified midwives (including Municipal) was 13.8 against 16.0 in 1918, while that of confinements attended by Municipal Midwives declined to 9.0 from 10.4 in 1918.

The percentage of children born in Hospitals (22·3) showed a decrease of 1·5 below the figure for 1918.

The percentage of children born in a healthy condition was 75·3 as compared with 75·5 in the preceding year.

The percentage of children fed on breast was 78·4, being 9·3 more than in 1918. This is the highest percentage yet recorded.

The percentage of mothers who left home for work leaving their children to the care of others shows a decrease of ·7.

The percentage of children dying within 30 days of birth (17·1) rose by 3·8 per cent. compared with 1918.

(iii) *Provision of necessaries and comforts—*

Relief to poor women during confinement in the shape of necessaries and comforts such as milk, loaves, bed, blanket, charpoy and linen, &c., was continued during the year and dispensed in 255 cases against 304 in 1918.

(iv) *Municipal Maternity Homes—*

There are three Municipal Maternity Homes :— (1) at Bellasis Road (16 beds), (2) at Parel (14 beds), (3) at Imamwada (20 beds).

(1) *Bellasis Road—*

During the year 673 women were admitted in the Home at Bellasis Road against 648 in 1918.

(2) *Parel—*

The Parel Maternity Home was taken over by the Municipality, on 1st May 1918 and during eight months of the year 280 women were admitted in the institution ; during 1919, 432 women were admitted in it.

(3) *Imamwada—*

The Imamwada Home named after the donor Mahomed Haji Sabu Sidick opened on 1st June 1919 and up to the 31st December of the year, 102 women were admitted in it.

The following three statements furnish details of these cases as to the Wards from which they came and the communities to which they belonged, and the fourth shows the number of cases admitted and confined during the different months of the year.

It may be mentioned that under the terms of the five lakhs gift received by the Municipal Corporation out of the Haji Sabu Sidick Trust Funds, two more Maternity Homes have to be opened ; and that a Maternity ward of 48 beds is to be provided in connection with the King Edward Memorial Hospital in the North of the Island. It is not possible to predict when this provision will come to be made, but it may be hoped that all possible speed will be made to supply this most urgent need.

STATEMENT OF CASES FROM DIFFERENT WARDS ADMITTED AND TREATED IN 1919 :—
AT THE MUNICIPAL MATERNITY HOME AT BELLASIS ROAD (16 BEDS).

Wards.	Hindus.	Mussalmans.	Jews.	Indian Christians.	Parsees.	Others.	Total.
A	3	...	1	1	5
B	25	4	14	1	44
C	13	10	...	1	24
D	13	1	...	10	24
E	305	46	58	133	...	1	543
F	8	...	1	3	12
G	9	1	5	6	21
Total	376	62	79	154	...	2	673

AT PAREL ROAD MATERNITY HOME (14 BEDS).

Wards.	Hindus.	Mussalmans.	Jews.	Indian Christians.	Parsees.	Others.	Total.
A ...	1	1
B ...	14	12	8	1	35
C ...	2	2	4
D
E ...	240	41	26	55	362
F ...	17	3	...	6	26
G ...	4	4
Total ...	278	56	34	64	432

AT MAHOMED HAJI SABU SIDIK MATERNITY HOME AT IMAMWADA (OPENED ON THE 1ST JUNE 1919 FOR 20 BEDS.)

Wards.	Hindus.	Mussalmans.	Jews.	Indian Christians.	Parsees.	Others.	Total.
A
B ...	9	32	19	3	63
C ...	4	7	11
D ...	4	4
E ...	9	4	6	1	20
F ...	3	1	...	—	4
G
Total ...	29	43	25	5	102

STATEMENT OF CASES ADMITTED AND OF THOSE CONFINED MONTHLY AT THE MUNICIPAL MATERNITY HOMES DURING 1919.

MONTHS.	Bellasis Road Maternity Home.		Parel Road Maternity Home.		Mahomed Haji Sabu Sidik Maternity Home (opened on the 1st June 1919).	
	No. of Cases admitted.	No. of Cases confined.	No. of Cases admitted.	No. of Cases confined.	No. of Cases admitted.	No. of Cases confined.
January ...	48	46	29	25
February ...	51	48	28	21
March ...	45	40	38	28
April ...	55	50	40	33
May ...	50	48	38	30
June ...	54	50	33	20
July ...	57	51	48	37	8	8
August ...	57	56	29	24	12	6
September ...	70	61	35	27	18	13
October ...	66	57	36	25	20	15
November ...	66	52	45	36	25	20
December ...	54	51	33	28	19	14
Total ...	673	610	432	334	102	76

(v). Infant Milk Depots :—

In the Annual Report for 1918, it was stated that the Lady Willingdon Scheme, formed by the Bombay Sanitary Association in 1914, had opened three Maternity Homes, of which two were subsequently taken over by the Municipality—namely those at Bellasis Road and Parel; and that to each of the Homes was attached an Infant Milk Depot for the purpose of distributing pure pasteurised milk, free or at a very nominal price, for the benefit of children born in these Homes or under the supervision of the Health Visitors of the Scheme or the Municipal midwives.

The third Home at Colaba, being unfavourably situated, was closed on the 1st March 1919, and with it the Infant Milk Depot attached to it.

Daily Total
Mortality.

Table showing the Daily Total Mortality (excluding Still-born) in 1919 :—

Date.	January.	February.	March.	April.	May.	June.	July.	August.	September.	October.	November.	December.
1 ...	265	537	167	168	253	218	134	171	151	140	119	119
2 ...	250	559	148	225	236	201	158	174	142	128	136	107
3 ...	294	541	141	187	215	200	150	184	157	188	147	109
4 ...	254	436	164	220	272	200	171	162	166	131	135	119
5 ...	256	440	147	202	207	187	178	172	165	132	128	120
6 ...	242	371	145	200	224	197	153	165	158	136	139	124
7 ...	226	329	151	214	252	181	155	159	130	147	135	114
8 ...	235	342	126	235	217	135	163	154	154	155	127	118
9 ...	200	288	158	229	244	171	152	185	162	138	143	110
10 ...	175	316	145	196	247	158	142	145	161	132	180	124
11 ...	192	280	150	237	241	169	148	165	149	180	142	113
12 ...	193	225	151	239	254	157	170	152	158	131	131	126
13 ...	189	219	165	241	252	122	149	164	148	128	119	120
14 ...	203	212	182	212	226	159	161	169	154	155	127	125
15 ...	204	195	176	205	257	145	159	161	165	148	138	115
16 ...	176	198	163	238	234	139	149	165	147	135	122	135
17 ...	232	169	166	233	235	177	138	160	157	123	132	134
18 ...	244	147	189	233	311	135	167	163	136	151	127	133
19 ...	245	146	175	209	228	136	170	153	133	174	109	131
20 ...	261	190	173	233	283	167	149	128	146	179	114	132
21 ...	408	173	159	227	241	128	145	154	146	159	110	153
22 ...	553	152	154	220	239	123	153	144	122	157	129	138
23 ...	602	158	142	234	224	147	172	161	118	165	103	131
24 ...	641	156	171	214	246	151	157	142	151	128	117	127
25 ...	622	148	167	247	207	157	164	145	151	151	120	110
26 ...	714	140	169	223	207	124	148	136	132	154	94	117
27 ...	725	159	191	223	209	131	147	173	114	147	114	145
28 ...	699	140	189	215	236	148	163	154	115	154	116	135
29 ...	607	...	192	277	175	149	153	151	144	112	129	120
30 ...	627	...	208	234	195	120	186	134	124	140	111	127
31 ...	571	...	193	...	203	...	174	137	...	147	...	146
Total ...	11,375	7,361	5,097	6,674	7,101	4,797	4,873	4,862	4,351	4,498	3,743	3,878

Deaths in Hospi
tals.

The following statement gives the number of deaths in Hospitals from various diseases during 1918 and 1919. The number of such deaths in the year under report was 6,584 against 5,992 in 1918 and their proportion to the total mortality was 9.7 against 10.2 in the preceding year :—

Cause of Death.	1918.		1919.	
	Hospital Deaths.	Total Mortality.	Hospital Deaths.	Total Mortality.
Still-born ...	434	2,066	470	2,014
Small-pox ...	354	1,024	198	780
Measles ...	8	486	12	561
Plague ...	269	1,143	159	702
Fever ...	185	4,553	318	5,620
Cholera ...	246	1,662	713	8,455
Diarrhoea and Dysentery ...	301	2,797	534	4,457
Puerperal Septicæmia... ..	11	224	6	372
Leprosy ...	102	124	112	123
Premature Birth ...	199	368	236	384
Other General Diseases ...	1,926	14,352	1,830	14,042
Diseases of the Nervous System ...	168	2,749	181	2,955
" " Circulatory System ...	107	413	113	417
Phthisis ...	160	1,521	126	1,817
Diseases of the Respiratory System ...	1,380	23,487	1,297	24,055
" " Digestive System ...	269	1,920	368	2,232
" " Urinary System ...	88	268	121	366
" " Generative System ...	45	216	60	259
Other Local Diseases ...	80	135	65	121
Injuries ...	92	643	125	835
Unspecified Causes ...	2	133	...	57
Total (except Still-born) ...	5,992	58,388	6,684	68,610
Percentage to the Total Mortality ...	10.2	...	9.74	...

Table of Deaths and Death-rates from some of the principal Causes of death in 1919, compared with those in 1918 and the average of the preceding 10 years.

Cause of Death.	1918.		1919.		Average of 10 years (1909 to 1918).	
	Number of Deaths registered.	Rate of Mortality per 1,000 of Population.	Number of Deaths registered.	Rate of Mortality per 1,000 of Population.	Number of Deaths registered.	Rate of Mortality per 1,000 of Population.
Small-pox	1,024	1·04	780	·79	604	·61
Measles	486	·49	561	·57	273	·27
Fevers (including Scarlet, Enteric, Malaria, Ague, Remittent and Relapsing).	4,553	4·64	5,620	5·73	2,980	3·04
Influenza	3,964	4·04	1,942	1·98	399	·40
Cholera	1,662	1·69	8,455	8·63	497	·50
Plague	1,143	1·16	702	·71	2,556	2·60
Phthisis	2,246	2·29	2,487	2·53	2,084	2·12
Diseases of the Nervous System ..	2,749	2·80	2,955	3·01	2,059	2·10
„ „ Respiratory System	23,487	23·97	24,055	24·55	10,299	10·51
Diarrhoea	1,796	1·83	2,881	2·94	1,989	2·03
Dysentery	1,001	1·02	1,576	1·60	987	1·00
Accidents	643	·65	835	·85	673	·68
All other Causes (except Still-born).	13,634	13·92	15,761	16·09	9,942	10·15
Total	58,388	59·61	68,610	70·04	35,342	36·08

In considering the incidence of the principal causes of death in relation to the total mortality of the City, the diseases of the Respiratory System will, as usual, appear to have levied the heaviest toll, namely 24,055 deaths, being 35·3 per cent. of the total mortality, against 40·2 in 1918. The next most fatal cause was Cholera which prevailed in an epidemic form, in the first two months of the year and caused 8,455 deaths, or 6,793 more than in 1918 being 12·3 per cent. of the total ; while Fevers occasioned the next lower number of deaths, 5,620 or 8·1 per cent. of the total against 7·3 per cent. in the preceding year.

Mortality from Principal Causes of Death.

Influenza was prevalent throughout the year.

Small-pox was prevalent during the first eight months of the year and as an epidemic for 12 weeks from the week ending the 22nd March to that ending the 21st June and caused during the year 780 deaths as against 1,024 in 1918.

The incidence of Plague was milder than that of the foregoing causes and than in any previous year except 1915 (509), as the disease, which continued as an epidemic for seven weeks, contributed 702 deaths or 1 per cent. of the total. Compared with the preceding year, the mortality from this cause was less by 441.

Measles recorded 561 deaths against 486 in 1918 and Phthisis 2,487 deaths being 241 more than in the preceding year.

Compared with the averages of the preceding ten years, an appreciable reduction in the mortality will be noticed under Plague, the death-rate from which stood at ·71 against the decennial mean rate of 2·60 ; there was a rise under every other cause, the largest being under Respiratory Diseases, the death-rate from which in 1919 was 24·55 against the decennial mean of 10·51 ; while the total death-rate was 70·04 against the decennial mean of 36·08.

In considering the mortality of the year in relation to the different races that inhabit the City, it will be noticed that, compared with 1918, all the communities except Europeans (25·55), registered an increase in the death-rate. The general death-rate for the entire City was 70·01 as compared with 59·61 in 1918. Taking all Hindu communities as a whole, the only communities that registered a death-rate lower than the general death-rate were Europeans (25·55), Anglo-Indians (42·55), Indian Christians (59·74), Jews (49·11), Parsees (29·80) and Mussalmans (63·21) ; and among the various Hindu communities, Brahmins (40·94), Bhatias (37·53) and Hindus of other castes (65·41).

The three highest death-rates for the year were returned by (1) Lingaits (388·46) who number only 1,779 by the Census of 1911, (2) Hindus, Low Caste (218·36) and (3) Buddhists (133·21) who numerically are an inconsiderable portion of the population, namely, 578.

Compared with the mean death-rate for the preceding decennium (1909-1918), the death-rate in the year under report shows an increase of 33·96.

Comparative incidence of Principal Diseases in different communities.

Considering the comparative incidence of principal diseases in the different communities it will be noticed that, excluding Buddhists who number only 578 by the Census of 1911, the following diseases were most fatal to Lingaits (whose population is 1,179) and next to Hindus, Low caste :—

Cause of Death,	Lingaits,	Hindus, Low Caste,	Indian Christians,
(1) Cholera	41·56	18·51	..
(2) Small-pox	11·87	..	2·17
(3) Influenza	7·63	4·92	..
(4) Diarrhoea	11·87	9·97	..
(5) Dysentery	17·81	4·83	..
(6) Phthisis	13·57	4·20	..
(7) Fevers	37·32	19·15	..
(8) Respiratory Diseases	143·34	92·33	..
(9) As to Measles, the order of incidence is reversed : Hindus, Low Caste 3·17 ; Lingaits, 2·51. The community which suffered most after Lingaits from Small-pox was Indian Christians 2·17.			
(10) Plague was most fatal to Jains (3·42), next			
(11) to Indian Christians (1·11), (12) Enteric to Europeans (1·17) next to Indian Christians (·62).			

For further details, reference is invited to table 30 appended to this report.

TABLE SHOWING BY CASTE THE NUMBER OF DEATHS AND THE DEATH-RATES FROM ALL CAUSES IN 1918 AND 1919 AND THE AVERAGE OF THE PRECEDING 10 YEARS (1909-1918).

Race or Caste.	1918.		1919.		Average of last ten years (1909-1918)		
	Number of Deaths	Rate of Mortality per 1,000 of Population.	Number of Deaths.	Rate of Mortality per 1,000 of Population.	Number of Deaths.	Rate of Mortality per 1,000 of Population.	
Hindus.	Jains	2,435	119·01	1,791	87·53
	Brahmins	2,823	43·29	2,197	40·64
	Lingaits	376	318·06	458	388·46
	Bhatias	324	41·64	292	37·53
	Hindus of other Castes	29,142	53·25	35,793	65·41
	Hindus, Low Caste	8,284	152·74	11,843	218·36
Hindus, all Castes	42,838	62·64	52,374	76·31	24,225	85·16	
Mussalmans (including Negro-Africans)	10,973	61·18	11,337	63·21	7,870	44·41	
Parsees	1,401	27·50	1,518	29·80	1,173	28·22	
Jews	255	40·16	324	49·11	192	30·23	
Indian Christians	2,215	53·86	2,466	59·74	1,456	37·27	
Anglo-Indians	176	42·02	178	42·55	120	20·06	
Europeans	846	29·09	304	25·55	256	20·66	
Buddhists	74	128·02	77	133·21	21	45·45	
Other and unknown Castes	55	404·41	32	235·29	28	168·74	
Total	58,888	59·61	68,610	70·01	35,341	36·09	

Mortality from Zymotic Diseases.

The mortality from Zymotic Diseases in 1919 was 20,013 and shows an increase of 5,839 deaths as compared with the preceding year.

Large increases were registered under most of them, the only decreases of note being of 244 under Small-pox, of 441 under Plague and of 2,022 under Influenza.

The death-rate from Zymotic Diseases rose from 14·47 in 1918 to 20·43 in the year under notice. The mean rate for the preceding three years was 9·12 and that for the preceding ten years (1909-1918) 8·79.

Compared with the triennial averages, reduced mortality is noticeable under Plague (—910) Enteric Fever (—23) and Whooping Cough (—8).

Compared with the decennial averages, decreases are noticeable under Plague (—1,854), Enteric Fever (—10), Malarial Fever (—4) and Whooping Cough (—8). There was an increase of 1,543 deaths under Influenza.

DIAGRAM

PERCENTAGE OF DEATHS FROM PRINCIPAL CAUSES TO THE TOTAL MORTALITY IN BOMBAY IN 1919.

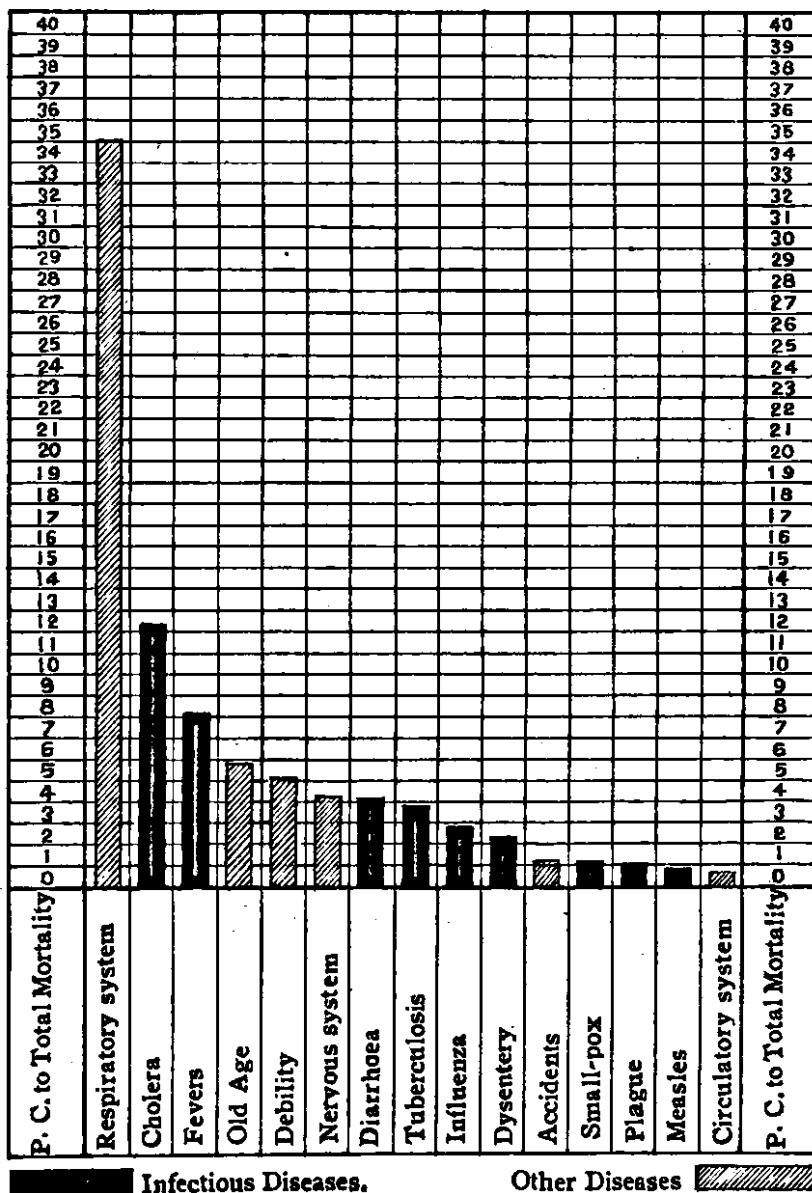


TABLE OF MORTALITY FROM ZYMOTIC DISEASES.

Cause of Death.	1918.	1919.	Average of the last three years (1916-1918).	Average of the last ten years (1909-1918).
Small-pox	1 024	780	771	604
Measles	486	561	350	273
Plague	1,143	702	1,612	2,556
Scarlet Fever
Kala Azar	4
Enteric Fever	125	131	154	141
Malarial Fever	200	262	233	266
Ague and Remittent Fever	4,219	5,071	2,654	2,555
Relapsing Fever	9	152	5	16
Influenza	3,964	1,942	1,325	399
Whooping Cough	11	2	10	10
Diphtheria	6	3	5	3
Cholera	1,662	8,455	621	497
Dysentery	1,001	1,576	926	987
Puerperal Septicæmia	324	372	268	311
Total	14,174	20,013	8,934	8,618
Death-rate per 1,000 of population	14.47	20.43	9.12	8.79

A statement indicating the monthly fluctuations in the mortality from all causes is sub-joined. Mortality by months

It will be observed that, compared with 1918, month for month, a higher mortality was recorded in 1919 with the exception of September, October and December. The excess in 1918 of 3,759 deaths in September, and of 7,352 in October was due to the pandemic of Influenza and the excess of 1,908 in December 1918 was due to the epidemic of Cholera.

The total increase in mortality at the end of 1919 was 10,222 and is to be accounted for mainly by the epidemic of Cholera during January and February, the most fatal in the experience of the City. The mortality in May (7,101) was more than double that in the corresponding month of 1918 (3,319) owing to the epidemic incidence of Influenza.

March, April and May are the least healthy months of the year when Plague, Small-pox, Measles and the Diseases of the Respiratory organs are at their worst.

TABLE OF DEATHS (EXCLUSIVE OF STILL-BIRTHS) FROM ALL CAUSES BY MONTHS IN 1918 AND 1919.

MONTHS.	Number of Deaths in 1918.	Number of Deaths in 1919.
January	3,719	11,375
February	3,440	7,361
March	4,207	5,097
April	4,323	6,674
May	3,319	7,101
June	3,370	4,797
July	4,222	4,873
August	2,800	4,862
September	8,110	4,351
October	11,850	4,498
November	3,242	3,743
December	5,766	3,878
TOTAL	58,388	68,610

Mortality by Sections.

The general death-rate for the whole City in 1919 is 70·04 against 59·61 in 1918.

The only Sections which exhibit an appreciable reduction in the Death-rate compared with 1918 are Upper Colaba (—32·75), Fort South (—22·53), Mandvi (—9·79), Chukla (—5·95), Market (—6·12) and Bhuleshwar.

The following Sections recorded rates higher than the general death-rate:—

Upper Colaba 86·06, Umerkhadi 70·25, Mazagaon 95·56, Tarwadi 120·60, 2nd Nagpada 89·96, Kamathipura 85·41, Tardeo 77·31, Byculla 93·52, Parel 88·11, Sewri 104·15, Sion 102·80 and Worli 87·79.

It is necessary to mention here the extenuating circumstances in connection with the high death-rates of certain Sections. Tarwadi registered the highest sectional death-rate. This Section of the City, as well as Esplanade (65·03), and Byculla (93·52), contains Hospitals and should exhibit a much lower rate, but for the fact that, for want of residential addresses of several patients dying in the institutions, the deaths have to be referred to the Sections containing the Hospitals instead of to those from whence they come. Upper Colaba contains the Colaba Station (Military) Hospital.

Fort South contains the Lady Hardinge War Hospital (since closed). Esplanade contains the St. George's, Cama and Allbless, Goculdas Tejpal, Parsi Lying-in and Marine Lines War Hospitals. Sir Jamsetji Jeejeebhoy, Bai Motlabai and Sir D. M. Petit and Maratha Hospitals are in Tarwadi; and St. Joseph's Foundling Home and the Arthur Road Infectious Diseases Hospital and Adams Wylie Memorial Hospital are in Byculla and the Labour Corps War Hospital in Sion.

The lowest sectional death-rate (39·08) was returned for the Market Section.

Compared with the averages of the preceding quinquennium (1914 to 1918), all the Sections exhibit a higher death-rate. Table 3 appended to this report explains the relative incidence of diseases in the different Sections of the City.

Mortality by Place of Birth.

Of the total number of 68,610 deaths in the entire population during the year, 31·06 per cent. or 21,724 deaths occurred among persons born in Bombay, 61·90 or 42,474 among those born outside it and 6·43 or 4,412 deaths were of persons whose place of birth could not be ascertained.

Plague.

Plague appeared in the City in the latter half of 1896; the year under review is thus the 24th year of its continuous presence with us. During the period, the mortality from the cause rose to the appalling figure of 20,788 in 1903 and dropped down to 1,717 in 1912.

The lowest mortality from the disease was registered in 1915, namely 599. It rose to 1,987 in 1916 and then declined steadily during the following years.

The year under review registered 702 deaths from this cause against 1,143 in 1918. This is the second lowest number of deaths from Plague since its appearance in 1896.

In 1919 Plague was epidemic from the week ending 5th April to that ending 31st May and caused the highest number of deaths in April (256), and the lowest in December (2).

The number of Plague attacks during the year was 826 against 1,380 in 1918. The case mortality works out to 84·98 per cent. against 82·82 per cent. in 1918.

Plague by Races.

Of the 702 deaths from Plague during the year under report, 505 occurred among Hindus of all classes against 913 in 1918; while 127 against 140 in the preceding year were registered amongst Mussalmans including Negro-Africans; Indian Christians contributed 46 and Parsees 17 against 50 and 31 respectively in 1918. The small balance of 7 is made up of 4 deaths among Europeans, 2 among Jews and 1 among Anglo-Indians.

Plague by Sex and Age.

The sex distribution of Plague mortality in the year was 512 males and 190 females; the ratio per 1,000 of sex population being males 79 and females 56 against 1·91 and 1·40 in 1918.

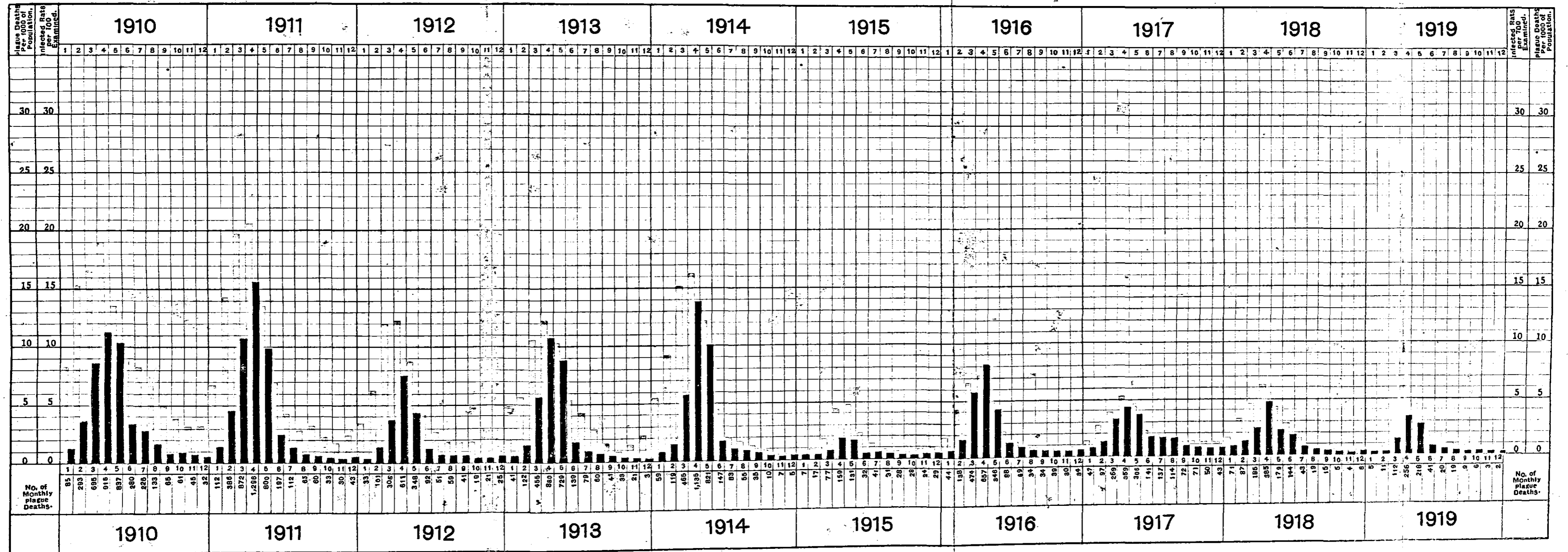
Among infants or children under 1 year of age, there was no death from the disease. In the age group of 1 to 10 years there were 42 deaths among males and 28 among females; in that of 10—30 years 352 males and 117 females and in that of 30 to 50 years 111 males and 35 females died of the disease; while in the population aged 50 years and more, 7 deaths among males and 10 among females were ascribed to Plague.

Plague by Sections

The general death-rate from Plague for the whole City was 7·7 in the year under review, being 45 lower than in 1918. All the Sections of the City registered a lower death-rate from the disease except the following:—Fort South, Umerkhadi, Dongri, Waikeshwar, Mahaluxmi and Sewri.

DIAGRAM

RELATION OF RAT PLAGUE TO HUMAN PLAGUE 1910 TO 1919 BY MONTHS



Plague Infection among Rats.

Plague Death in the City.

The lowest rate (.03) was returned by Mahim in G Ward, whereas the highest was recorded by Middle and Lower Colaba (2.94) and Fort South (2.02) in A Ward.

Further details can be gleaned from Table X appended to this Report.

The usual preventive and precautionary measures against Plague were continued during the year under report; Inoculation, Rat Destruction, Evacuation and Disinfection. Plague Measures

(i) Inoculation :—

The number of inoculations performed during 1919 was 3,030 against 4,599 in 1918. Of these 141 were performed by the District Registrars against 229 in 1918.

STATEMENT SHOWING THE NUMBER OF PERSONS INOCULATED DURING THE YEAR ENDING 31ST DECEMBER 1919.

District No.	January.	February.	March.	April.	May.	June.	July.	August.	September.	October.	November.	December.	Total.
District No. 1	1	101	102
" " 2
" " 3
" " 4
" " 5	3	3
" " 6	5	5
" " 7
" " 8
" " 9
" " 10	52	92
Bombay Bacteriological Laboratory, Parel	4	10	15	53	46	1	1	2	4	5	4	9	148
H. M.'s Common Prison	32	32	303	303	390	417	488	463	313	2,741
Total	36	42	318	857	576	418	489	465	317	5	4	3	3,030

(ii) Rat Destruction :—

Rat raids gave slightly lower results than in 1918 as 778,671 rats were collected and destroyed during 1919, compared with 878,316 in 1918, being a decrease of 99,645.

From the following statement it will be seen that of the 778,671 rats collected and sent to the Parel Laboratory 394,491 were examined and 6,801 were found infected; the percentage of infected rats to the number examined being 1.72 against 2.22 in 1918.

STATEMENT SHOWING THE TOTAL NUMBER OF RATS SENT TO THE PAREL LABORATORY, THE NUMBER EXAMINED AND THE NUMBER FOUND INFECTED IN 1919.

Months.	Number of rats sent to the Parel Laboratory.	Number of rats examined.	Number of rats found infected.	Ratio.
January	87,617	48,049	128	.26
February	73,612	38,648	231	.59
March	72,297	35,336	954	2.69
April	70,231	36,337	2,203	6.76
May	65,409	37,717	1,674	4.43
June	50,251	23,468	516	2.19
July	52,680	27,653	391	1.41
August	55,062	26,013	245	.09
September	57,566	28,646	142	.48
October	61,118	30,211	114	.37
November	64,231	32,675	93	.28
December	68,397	29,738	105	.35
Total	7,78,671	3,94,491	6,801	1.72

The percentage of infected rats rose steadily from .26 in January to 6.76 in April, then declined gradually to .28 in November; it was .35 in December.

(iii) Evacuation :—

To induce evacuation of congested and infected areas Municipal Health Camps, as in previous years, were put up at Colaba (1st Koli Lane), Agripada, Nowroji Hill, Annesley Road, Chinchpogli, Arthur Road, Mahim Gardens, and near Mahim Railway Station. To provide against possible emergencies, semi-permanent Health Camps at Koli Lane (Colaba), Sukdaji

Street, Tardeo, Arthur Road, Chinchpooqli (at the junction of De Lisle Road and Arthur Road) and Mahim Station were maintained in a state of repair during monsoon months. Besides these there were private Health Camps put up by the public on Mahim foreshore and at Matunga in the open fields.

(iv) Disinfection:—

As in previous years, every place where a rat was found, a Plague case or a case of any other infectious disease occurred was pestered and all gullies and passages were similarly treated.

On account of	Cases removed to Hospitals.	Houses vacated.	Houses disinfected.	Articles sterilized.
Precautionary Measures	15	2,794	206
Dead Rats	10	334	4
Plague	131	22	856	723
Suspicious Plague	10	...	16	...
Small-pox	548	8	1,280	1,273
Measles	29	...	565	227
Chicken-pox	9	...	39	28
Typhoid Fever	24	...	157	369
Malarial	15	...	38	3
Remittent	8	...	13	...
Relapsing	110	...	199	310
Influenzal Pneumonia and Influenza.	335	272
Cholera	966	147	8,830	4,966
Erysipelas	1	...	4	...
Leprosy	3	...
Diarrhœa	85	...	156	96
Tubercle of Lungs (Phthisis)...	133	...	1,700	313
Other Tubercular Diseases	20	...	183	28
Pneumonia	184	...	310	64
Other Causes	309	...	156	40
Total	2,582	202	17,968	8,922

Disinfectants used during the year: their quantities and cost

The following statement shows (a) the quantities in which each kind of disinfectant was used during the year ending 31st December 1919 and their cost; (b) quantities used (i) for disinfecting infected dwelling houses and rooms (ii) for disinfecting other places, such as house gullies, drains, privies, etc., and (c) the total cost of disinfectants used for each of the purposes (as required by Corporation Resolution No. 8225 of 22-3-1917):—

Name of Disinfectant.	(a)		(b)		(c)	
	Quantities of Disinfectants used.	Cost.	Quantities of Disinfectants used.		Total Cost of Disinfectants used.	
			(i)	(ii)	(i)	(ii)
			For disinfecting infected dwelling houses and rooms.	For disinfecting other places such as house-gullies, drains, privies, &c.	For disinfecting infected dwelling houses and rooms.	For disinfecting other places such as house-gullies, drains, privies, &c.
Pestertine Drums	5,810½	Rs. a. p. 8,824 12 8	1,090½	4,720½	967 5 8	2,867 8 7
Zondo Fluid Gallons	2479½	10,205 11 2	507	1,972½	1,780 6 4	8,425 4 10
Perchloride of Mercury Solution .. Jars	9	27 0 0	8	1	24 0 0	3 0 0
McDougal's fluid Drums	54½	641 10 6	15½	39½	177 8 6	464 2 0
Izal Powder Bags.	770	6,123 6 0	770	6,123 6 0
Bleaching Powder Lbs.	481½	181 15 0	481½	181 15 0
Lime Maunds.	74½	92 14 0	74½	92 14 0
Sulphur Lbs.	384	65 18 9	77	287	12 0 9	53 18 0
Pernaganate of Potash "	12	120 0 0	11	1	110 0 0	10 0 0
Dammer "	1,272	67 0 0	1,272	67 0 0
Total	21,350 2 8	3,886 2 8	18,014 0

Small-pox was prevalent throughout the year and epidemic from the week ending 22nd March to that ending 21st June. It caused during the year 780 deaths against 1,024 in 1918 and 585 the average of the preceding five years. 1,439 attacks (including 47 imported cases) were registered during the year against 2,297 (including 135 imported cases) in 1918.

From the following table it will be observed that the disease was steadily on the increase during the first four months of the year and rapidly declined during the subsequent months. The year opened with 2 indigenous cases on the New Year's day and registered 1,439 cases, including 47 imported ones, and 780 deaths. The details of these figures by months are given in the subjoined table :—

Months	Deaths.	No. of attacks.	Imported cases.	
			No.	Details.
January	23	76	5	Harbour 1, Overseas 4.
February	57	137	2	Agra 1, Ville Parle 1.
March	156	319	9	Khandala 1, Bandra 2, Kurla 1, Mangalore 1, Mathura 1, Varsova 1, Overseas 2.
April	202	336	6	Jhansi 1, Harnai 1, Madras 1, Andheri 1, Satara District 1, Overseas 1.
May	166	259	13	Khardi 1, Kalyan 1, Ahmedabad 1, Kolhapur 1, Surat 1, Overseas 4, Cawnpur 1, Ahmednagar 1, Malwan 1, Pandharpur 1.
June	95	132	...	
July	44	71	4	Rangoon 2, Gondia 1, Balsad 1.
August	11	33	2	Ahmedabad 1, Ambala 1.
September	9	14	...	
October	7	20	...	
November	5	12	4	Harbour 2, Karachi 1, Nepal 1.
December	5	30	2	Rajputana 1, Quetta 1.
Total	780	1,439	47	

The highest number of deaths from Small-pox during the year under review was registered in Dhobi Talao and Kamathipura, each recording 62 and 57 deaths and giving the death-rates of 1.60 and 1.55 respectively per 1,000 of population in those sections. The lowest mortality from the disease (4) was recorded in Chukla giving the death rate of .16. For further details, reference is invited to Table 8 appended to this Report.

For information about the race incidence of Small-pox, reference may be made to the mortality Tables Nos. 26 and 30 appended to this Report.

Of the total number of 780 persons who died of Small-pox, 448 were males and 332 females.

198 deaths occurred among infants under one year, being 25.38 per cent. of the total Small-pox mortality, against 202 deaths or 18.98 per cent. in 1918; of these 103 were males and 95 females. In the age groups of 1 to 5 years and 5 to 15 years, 187 persons (92 males and 95 females) and 111 persons (62 males and 49 females) respectively were reported to have died from the disease; the ratios being 23.97 and 14.23 per cent. of the total. 28.58 per cent. of the Small-pox mortality or 223 deaths occurred among population between 15 to 30 years (152 males and 71 females).

Of the 198 infants who died of Small-pox during the year, 161 were not vaccinated at all and the vaccinal condition of the remaining 37 could not be ascertained.

The following table gives the information required by Government in the General Department under their Resolution No. 3231 of the 21st May 1912, as to the vaccinal condition of children (under ten years) who were admitted for and died of Small-pox during the year in the Arthur Road Hospital. In all 145 were admitted into the Hospital during 1919; of these 53 were vaccinated and 92 unvaccinated. Of the unvaccinated, 61 recovered and 31 died. Of the vaccinated 48 recovered and 5 died.

Age.	Unvaccinated.				Vaccinated.			
	Admitted.	Died.	Re-covered.	Case-rate.	Admitted.	Died.	Re-covered.	Case-rats.
1 to 6 months	9	3	6	33·3
7 to 12 months	11	9	2	81·8	2	1	1	50·0
1 to 5 years	47	15	32	31·9	20	2	18	10·0
6 to 10 years	25	4	21	16·0	31	2	29	6·4
Total	92	31	61	33·6	53	5	48	9·4

There are 16 Vaccination stations including the Central Vaccination Depot at Supari Bag Road; three stations are open every Monday morning and two every morning during the rest of the week; while that at Princess Street is open every Sunday morning and on week days during the afternoon hours only.

Vaccination is performed every afternoon, excepting on Sundays and Holidays, at Supari Bag Road at the Vaccination Depot.

The number of Mahomedan pilgrims who embarked at Bombay for the Haj during the season from April to the end of September 1919 was 9,218 against 1,361 in 1918; of these, 9,001 were vaccinated in Bombay prior to embarkation; 21 males and 25 females were primarily vaccinated and 6,978 males and 1,977 females were re-vaccinated. The operation was carried out under the supervision of the Superintendent of Vaccination. The work of vaccinating female pilgrims was very efficiently done by the nurse attached to No. 9 District. The percentage of pilgrims so vaccinated at Bombay was 97·54 against 77·88 in 1918.

Table of vaccine operation performed among Pilgrims to the Haj:—

Year.	Number of pilgrims to the Haj embarked.	Number of pilgrims vaccinated.	Percentage of the vaccinated.
1910	18,023	8,278	45·8
1911	22,856	15,140	66·2
1912	15,464	10,587	68·4
1913	15,319	11,198	73·1
1914	11,700	9,102	77·7
1915	2,433	2,311	94·9
1916	2,632	2,449	93·5
1917	1,339	1,200	89·62
1918	1,361	1,060	77·88
1919	9,218	9,001	97·54

Vaccination is a routine duty of the Department throughout the year; and vigorous efforts are made to push it on especially during the cold season. Leaflets specifying the Vaccination Stations in the City and the precautions against Small-pox were, as usual, widely distributed in the City; and the District Registrars, Nurses and the Vaccination staff paid visits to houses, chawls and affected localities to find out (1) concealed cases of Small-pox and induce their removal to Hospital, and (2) unprotected persons and contacts with a view to getting them vaccinated and re-vaccinated in large numbers. The total number of vaccine operations performed during the year was 31,618 against 63,271 in 1918. The decrease is to be accounted for mainly by the fact that most of the unprotected and inadequately protected persons were vaccinated in 1918 owing to the severe epidemic in that year.

658 capillary tubes of vaccine were bacteriologically examined by the Municipal Analyst during the year under review. No extraneous micro-organisms were reported in any of these emulsions and no emulsion had to be rejected as a result of bacteriological examination. These tubes were samples from 281 glycerinated emulsions (reference—Corporation Resolution No. 8107 of 19th March 1917).

There were 8,455 deaths registered from Cholera during the year under review against 1,662 deaths in 1918. The number of Cholera attacks reported was 9,658. Cholera became epidemic in the week ending the 14th December 1918 and was gradually declining from the week ending the 11th January 1919 but, owing unfortunately to the labour strike, which began on the 9th January and was unprecedented in duration as well as in magnitude, the incidence of the disease attained appalling proportions reaching its height in the week ending the 1st February. From the following week the epidemic began to subside, the sporadic stage being reached in the week ending the 1st March. A detailed report on the epidemic (dated the 15th March 1919) was submitted by Dr. Turner.

9,658 cases of Cholera and 8,455 deaths from it were registered during the year. Of the cases 70 were imported. Details of these figures by months are given in the following table:—

Month.	Deaths.	No. of attacks.	Imported cases.	
			No.	Details.
January	5,600	6,257	18	Harbour 6, Ratnagiri 4, Overseas 3, Kurla 2, Goa 1, Fatepur 1, Calcutta 1.
February	2,606	3,047	4	Calcutta 1, Kelve Mahim 1, Kathiawar 1, Thana 1.
March	23	29	4	Ratnagiri 1, Rajapur 1, Mahad 1, the Andamans 1.
April	36	47	6	Dabhole 1, Hyderabad (Deccan) 1, Pandharpur 1, Kalyan 1, Ahmedabad 1, Overseas 1.
May	18	23	7	Satara 2, Calcutta 1, Andheri 1, Dera Ismailkhan 1, Bassein 1, Agra 1.
June	33	47	8	Satara District 1, Nasik 1, Palghar 1, Sangamner 1, Malegaum 1, Poona 1, Idar 1, Overseas 1.
July	71	115	18	Pandharpur 5, Kalyan 2, Ajamgad 1, Poona 1, Nasik 1, Satara 1, Ahmedabad 1, Kurla 1, Dakur 1, Bandra 1, Hyderabad 1, Nagpur 1, Ahmednagar 1.
August	57	75	2	Andheri 1, Roha 1.
September	10	15	2	Alibag 1, Nandura 1.
October	2	1	Surat.
November	1	1	...	
December...	
Total	8,455	9,658	70	

As Cholera showed signs of increase, posters were put up in conspicuous places and leaflets freely distributed in all parts of the City. Popular lectures were delivered by the Officers of the Department in the Sanitary Institute, Princess Street. The Social Service League, the Humanitarian League, the Hindu Medical Association, the Catholic Medical Relief Committee and others co-operated by distributing the leaflets and explaining the instructions to the poor in the affected localities. Four motor ambulances were lent by the Military Authorities for the removal of patients to Hospitals.

The medical staff of the Districts was supplemented according to requirements. The conservancy staff, supervising and labour, was strengthened with a view to a quicker and better cleansing of the City. The disinfecting staff was also increased to cope with the increasing

work of disinfection. Instructions were issued for a stricter supervision of fruits and sweet meats exposed for sale and for a closer and more frequent inspection of tea and sweetmeat shops and their sanitary condition. Instructions were issued to the Deputy Health Officer and the Sanitary staff to see that earthen pots and drinking cups in shops and houses were kept clean and the water was renewed regularly to avoid danger of pollution; that the vessels and cups in shops were properly cleaned and disinfected with permanganate of potash. House gullies were ordered to be more frequently flushed and pesterined and the privies of buildings in which cases of Cholera occurred as well as the rooms occupied to be thoroughly disinfected. Vernacular instructions were put up at public latrines and urinals and at latrines in chawls etc., instructing people using them to wash their hands in disinfecting fluid which was provided thereat.

Anti-cholera inoculation by means of vaccine obtained from the Bombay Bacteriological Laboratory, Parel, was offered free to all at Nos. 1, 2, 4, 8, 9 and 10 District Dispensaries, and at the Anti-Tuberculosis League Dispensary at Kamathipura 1st Street, every morning and after-noon, from 8 to 10 a.m. and 3 to 5 p.m. (S.T.), at the Health Department Head Office from 12 noon to 2 p.m. and from 3 to 5 p.m. (S.T.), at No. 7 District Dispensary at No. 141, Bellasis Road, every day from 3 to 5 p.m. (S.T.) and at the Sanitary Institute from 12 noon to 2 p.m. (S.T.).

Visits to houses and chawls were made by the staff to find out cases of Cholera and remove them to Hospital and to disinfect rooms, privies, etc.

From Table No. 7 appended at the end of this report, it will be seen that the general death-rate from Cholera for the whole City was 8·63 in the year under report. The sections which recorded a higher rate were—Parel (22·27), Sewri (20·29), Worli (16·10), Tarwadi (15·72), Mazagaon (14·26), Sion (14·11) and all the sections of D Ward. Compared with the quinquennial mean, all the sections registered a higher death-rate from the disease.

Of 8,455 deaths from Cholera during the year, 5,337 were among males and 3,118 among females. The disease was most fatal to persons in the age group of 20—30 years as 3,060 deaths from it occurred in that group. For further details reference may be made to Table No. 27 appended to this Report.

The number of deaths registered in 1919 as due to Influenza was 1,942 against 3,964 in 1918. The disease was prevalent throughout the year and epidemic especially in May and June. The mortality from it which was 21 in March, rose to 128 in April and 564 in May; then it declined steadily to 340 in June, to 133 in July and to 90 in September; there was again a rise in the following months, 155 deaths having been ascribed to it in November and 167 in December.

Of the total number of 1,942 deaths, 1,250 were among males and 692 among females.

The heaviest mortality from the disease occurred in the age groups of 15-30 years—namely 627 males and 339 females or 966 in all—being almost half the total number of deaths attributed to this cause.

Among infants 65 deaths were registered as due to Influenza.

The death-rate from the disease for the whole City was 1·98.

Hindus as a whole registered the death-rate of 2·58, and Parsees 2·43, but Indian Christians returned 2·85.

The lowest rate registered was among Jews ·90. Among Hindus, Hindus low caste suffered most, namely 4·92 (*vide* Table 30 appended).

The number of deaths registered in 1919 as due to Tuberculosis was, compared with the preceding five years, as under :—

Year.	No. of deaths from Tuberculosis				
1919	2,730 including 231 deaths among inmates of War Hospitals.
1918	2,513 Do. 292 deaths.
1917	2,118 Do. 112 deaths.
1916	1,902 Do. 62 deaths.
1915	1,710
1914	1,889

This increase does not necessarily signify a corresponding increase in the incidence of the disease. The fact is that modern methods of diagnosis have made it possible to identify the disease in its earlier stages with the result that cases which would under other circumstances, have been incorrectly classified as "fevers" and "bronchitis" are now correctly diagnosed and shown as Tuberculosis. The facilities provided by King George V. Anti-Tuberculosis League, through their Dispensaries, for advice and treatment have brought to notice many cases which would otherwise have remained at home undetected and untreated. The Annual Reports of the League record how, during domiciliary visits paid by the Medical Officers and Nurses, "their advice is listened to with attention, often pertinent questions are asked and from among the listeners patients and contacts are revealed."

On the other hand, the gross overcrowding which is known to exist especially in the poorer quarters of the City, and which has been accentuated in recent years by rising rents, by lessening housing accommodation and by the failure of those responsible to make up for it by timely and adequate provision, must be taken into account as a factor favouring an increase of Tuberculosis.

Tuberculosis by Sections.

The death-rate from the disease in the entire City in 1919 (2·82) was higher than in 1918 (2·56) and higher also than the mean of the last five years (2·06).

The Sections which recorded high ratios were :—

Upper Colaba	9·63
Sion	8·93
Fort South	7·51
Kamathipura	6·77
Second Nagpada	6·22
Esplanade	5·34
Tarwadi	4·71
Khetwadi	4·38
Girgaum	4·32
Chukla	3·71
Mandvi	3·61

For fuller details reference may be made to Table 15 appended to this Report.

Tuberculosis by Race or Caste.

The following table shows the death-rate from Tuberculosis in different communities in 1919, calculated per 1,000 of population in the caste; corresponding rates for the preceding year and the mean rate for the quinquennium (1914-1918) are given for comparison. It will be seen that the ratio for the entire City was 2·83. Hindus as a whole registered the death-rate of 2·62; and Mussalmans registered the highest communal rate, namely 4·13 excepting Buddhists who are numerically a small community; next, Indian Christians (3·48) and Anglo-Indians (3·38). All the communities excepting Europeans (·84) recorded a higher rate than the average of the preceding five years.

RATE OF MORTALITY FROM TUBERCULOSIS BY CASTE.

RACE OR CASTE.		1918.	1919.	Average of 1914-1918.
Hindus.	Jains	2·59	2·93	2·44
	Brahmins	1·75	1·82	1·30
	Lingaits	11·02	13·57	11·02
	Bhatias	1·79	3·21	1·92
	Hindus of other Castes	2·17	2·47	1·64
	Hindus, Low Caste	3·96	4·42	3·24
Hindus, all Castes		2·31	2·62	1·79
Mussalmans (including Negro-Africans)		3·99	4·13	3·41
Parsees		·96	1·09	·92
Jews		1·36	1·68	1·51
Indian Christians		2·81	3·48	2·49
Anglo-Indians		3·82	3·58	2·38
Europeans		1·42	·84	1·09
Buddhists		25·95	15·57	6·92
Other and unknown Castes		7·35	—	—
TOTAL		2·53	2·83	2·06

Little headway was made during the year with the scheme, sanctioned by the Corporation in 1916, for extending and improving the Arthur Road Hospital for Infectious Diseases and the provision of an hospital of 25 or more beds for Tuberculosis.

Proposed provision of beds for Tuberculosis by the Municipality.

The work in connection with the prevention and treatment of Tuberculosis in the City is being carried on by the King George V Anti-Tuberculosis League in close co-operation with the Health Department. The League has two Dispensaries with a Medical Officer in charge of each and three nurses. All cases coming to the notice of the Medical Officers are reported to the Health Officer and the District Registrars for disinfection, etc.; and the District Registrars notify to them cases which come to their knowledge so that the homes of such persons come under the supervision of the League.

Work for the prevention and treatment of Tuberculosis: The Anti-Tuberculosis League.

During the year under report the total number of Tuberculous patients treated at both the Princess Street and Kamathipura Dispensaries was 1,350, of which 1,003 were new patients and 347 old ones; the number treated in 1918 was 1,215.

Tuberculous Patients.

The racial and sex distribution of these cases was as under :—

	Males.	Females.	Total.
Hindus	242	276	518
Mussalmans	91	177	268
Parsees	45	44	89
Christians	66	46	112
Jews	10	6	16
	454	549	1,003

Of the 1,003 cases 725 were cases of Pulmonary Tuberculosis and 278 of surgical Tuberculosis.

The Medical Officers paid 950 domiciliary visits to see patients too ill to attend the Dispensary.

The Tuberculosis Sanatorium on Bhoiwada Hill at Parel which was opened on the 7th December 1918 was not ready for the reception of cases till the beginning of April 1919. The initial provision was only for 20 beds. The total number admitted during the year (April to December) was 57, of whom 37 were males and 20 females, the racial distribution being as under :—

Hindus	27
Mussalmans	6
Parsees	6
Christians	17
Jews	1

Owing to the inadequate provision of hospital accommodation for advanced cases in the City, a number of such cases were admitted into the Sanatorium with a view to preventing the spread of infection at home and to affording the unfortunate patients a cheerful and comfortable spot where they could pass their last days under skilled supervision.

In the Sanatorium a judicious regulation of rest and exercise is observed. A few parlour games and a small library are provided for the inmates. The more chronic cases get light physical drill and the exercise extends in some cases to cleaning and repairing furniture, gardening, etc. The Medical Officers of the League visit the Sanatorium daily and arrangements are being made to appoint a resident Medical Officer.

The number of deaths registered under the general heading of "Fever" (including Scarlet, Kala-Azar, Enteric, Malaria, Ague and Remittent and Relapsing Fevers) was 5,620, being 1,067 more than in 1918 and 2,798 more than the average of the preceding quinquennium. The rate of mortality from Fevers per 1,000 of population (5.73) was more than in 1918. The increase in mortality under this head is due to a considerable proportion of deaths from Influenza having

Fever.

been classed under Ague and Remittent Fever. Scarlet Fever recorded no death as in the preceding year. Of the 4 deaths registered from Kala-Azar during the year, one occurred among the inmates of War Hospitals. Relapsing fever registered 152 deaths against 9 in 1918. A rather virulent type of the disease characterized by intense jaundice was prevalent in the last fortnight of September chiefly among Mochees (cobblers and shoemakers) living and working in overcrowded rooms. All due precautions were taken to check the spread of the disease.

To Enteric fever 131 deaths were due, being 6 more than in 1918 but 13 less than the average of the preceding quinquennium (1914-1918). Malaria recorded 262 deaths, being 62 more than in the preceding year and 38 more than the average of the preceding quinquennium (1914-1918).

From Ague and Remittent fever 5,071 deaths were recorded, being 852 more than in 1918 and 2,620 more than the average of the preceding quinquennium.

The following statement gives the monthly variations of mortality in 1919 from all kinds of fevers and from each type separately. The maximum mortality from fevers was recorded in April (789) and May (620), during the height of the Influenza epidemic, as in September (849) and October (700) of 1918; the lowest registered was in February (320), while in 1918 it was recorded in August (223).

FEVER MORTALITY BY MONTHS IN 1919 AND 1918.

MONTHS.	1919.						1918.
	Kala-Azar.	Enteric.	Malaria.	Ague and Remittent.	Relapsing.	All Fevers.	All Fevers.
January	2	21	424	1	448	273
February	5	14	300	1	320	237
March	1	7	18	332	7	365	329
April	1	14	15	747	12	789	357
May	12	16	620	21	669	292
June	1	9	10	334	21	375	255
July	19	17	350	14	400	419
August	1	11	32	394	21	459	223
September	21	32	399	31	483	849
October	12	31	455	8	506	700
November	11	28	360	8	407	268
December	8	28	356	7	399	351
Total	4	131	262	5,071	152	5,620	4,553

Measures for gauging the incidence of Malaria were continued during the year. The special Malaria staff consisting of 2 Medical Inspectors, 16 Sub-Inspectors, 32 coolies and 4 Mukadums as reduced and distributed amongst the seven wards from 1st September 1918, continued to work under the direct supervision of the Assistant Health Officers of the respective Wards.

Spleen Examination.—Visits were paid to poor class houses, chawls and charitable institutions and children were examined for enlarged spleen. The results are embodied in the following table :—

Ward.	Section.	Total No. of children examined.	No. found with enlarged spleen.	Percentage by Sections.	Percentage by Wards.
A	Upper Colaba	126	2	1.58	4.61
	Middle & Lower Colaba				
	Fort South				
	Fort North				
	Esplanade				
	Total ...	1,039	48	4.61	
B	Mandvi	216	3	1.38	1.98
	Chuckla	199	6	3.01	
	Umarkhadi	291	3	1.03	
	Dongri	129	3	2.32	
	Market ..	121	4	3.30	
	Total ...	956	19	1.98	
C	Dhobi Talao	450	19	4.22	2.97
	Fanaswadi	210	3	1.42	
	Bhuleshwar	154	2	1.29	
	Khara Talao	73	2	2.73	
	Kumbharwada	156	5	3.20	
	Total ...	1,043	31	2.97	
D	Khetwadi	0.83
	Girgaum... ..	119	1	0.83	
	Chowpati	
	Walkeshwar	
	Mahalakshmi	
	Total ...	119	1	0.83	
E	Mazagon	803	21	2.61	2.11
	Tarwadi	167	4	2.39	
	2nd Nagpada	
	Kamatipura	254	4	1.57	
	Tardeo	670	12	1.79	
	Byculla	49	
	Total ...	1,943	41	2.11	
F	Parel	438	2	0.40	1.40
	Sewri	
	Sion	496	11	2.20	
	Total ...	934	13	1.40	
G	Mahim	1,323	0.00
	Worli	3,783	
	Total ...	5,106	
	Harbour, Docks, Railways and Homeless	
	Grand Total ...	11,140	153	1.37	1.37

It will be seen from the foregoing table that the spleen rate is under six per cent. in all the sections of the City.

Fort North shows an appreciable reduction in the spleen rate while Esplanade shows a higher spleen rate as compared with the preceding two years. The following table shows the comparative spleen rates for these sections since 1909 :—

Sections.	1909.	1913.	1915.	1916.	1917.	1918.	1919.
Fort North ...	49.44	15.27	10.19	5.36	6.21	4.73	4.56
Esplanade ...	73.88	15.63	7.53	9.71	4.44	2.96	5.65

Tarwadi which is very low-lying shows a spleen rate of 2·39 as compared with 6·37 in 1918 and 5·38 in 1917.

The spleen rate for the whole City was 1·37 as compared with 2·01 in 1918 and 3·16 in 1917.

The following table shows the spleen rate by castes in 1919 as compared with the preceding three years :—

CASTES.	Total Number of children examined in 1919.	Number found with enlarged spleen.	Percentage.			
			1916.	1917.	1918.	1919.
Hindus	9,870	121	4·22	3·88	1·72	1·23
Mussalmans	981	24	3·52	3·50	2·02	2·45
Parsees	106	7	5·28	5·95	5·09	6·60
Indian Christians	174	1	4·04	7·00	4·21	0·57
Jews	0·00	8·53	4·12	0·00
Buddhists	0·00	0·00	0·00	0·00
Europeans	9	0·00	0·00	0·00	0·00
Total ..	11,140	153	4·09	3·16	2·01	1·37

Spleen examination of children attending Municipal Schools.—The Medical Inspectors appointed by the Schools Committee examined the spleen of children attending the Municipal Schools. The results are embodied in the following table :—

Caste.	Number of children examined.	Number found with enlarged spleen.	Percentage.
Hindus	6,465	345	5·33
Mussalmans	1,692	82	4·84
Parsees	1,291	76	5·88
Total ...	9,448	503	5·32

Random Sampling.—The following table shows the parasite rate by wards and sections :—

Ward.	Sections.	Month.	Number of slides examined.	Number in which parasites found.	Percentage.
A	Fort North ..	March	100	1	1·00
	Esplanade ...	May and June ...	200	1	0·50

Mortality from Malaria.—The total number of deaths from Malaria during the year was 262 against 200 in the preceding year and 263 in 1917. Deducting 39 deaths in different War Hospitals, 41 amongst the homeless, 4 amongst new arrivals not belonging to the City and 9 in the harbour, the mortality from Malaria is reduced to 169 giving the death rate of ·17 against ·12 in 1918 and ·18 in 1917.

Malaria Cases and Deaths in War Hospitals.—The following table shows the number of cases admitted and of deaths in the different War Hospitals in the City during the last three years :—

1917.		1918.		1919.	
Admissions.	Deaths.	Admissions.	Deaths.	Admissions.	Deaths.
3,544	37	3,090	28	3,186	39

The following table shows at a glance the spleen and parasite rates and Malarial mortality by wards for the last three years :—

Ward.	Spleen Rate.			Parasite Rate.			Mortality from Malaria.		
	1917.	1918.	1919.	1917.	1918.	1919.	1917.	1918.	1919.
A	4.68	3.61	4.61	0.67	1.45	0.66	55	36	50
B	2.81	2.66	1.98	0.00	0.00	0.00	26	27	30
C	3.78	2.41	2.97	0.00	8.50	0.00	38	28	28
D	2.30	4.44	0.88	0.00	1.16	0.00	29	12	24
E	4.49	2.79	2.11	1.18	1.77	0.00	57	18	76

Quinine Distribution.—Free distribution of Quinine Hydrochloride tablets was continued during the year. The District Registrars, Sub-Registrars, Nurses, Lady Health Visitors, Malaria Inspectors and Sub-Inspectors distributed the tablets by house to house visits specially during the fever season. The quantity thus distributed was :—

Grains II tabloids 200

Grains IV tabloids 11,010

99 lbs. and 9 ozs. of Quinine Sulphate powder was supplied to the ten Municipal Dispensaries and the two Infectious Diseases Hospitals.

Malabar Hill Reservoirs and Filters.—All the filters have been abolished. The two Reservoirs Nos. 1 and 2 have been protected with reinforced concrete and the work is still in progress.

Victoria Gardens.—A portion of the artificial streams and the ponds to the west of the aquatic birds cage has been filled in, and the work of filling in the pond to the east near the other pond is in progress.

Wadala Dye-Pits, Tanks and Quarry Holes.—Out of 23 such places 13 have been filled in and the remaining 10 are open and being pestered by this Department. All these places are to be acquired by the City Improvement Trust under their Wadala Scheme.

Sewri Wells.—Out of 21 wells on Sewri Cross Road in close vicinity of the new quarters provided by the Bombay Port Trust for their employes, 5 have been filled in, 3 hermetically covered (a hand-pump being fixed in the cover of one well) 8 covered with trap-doors (one of them being an iron sliding trap-door) 1 is being filled in and the remaining 4 are under fish trial.

The following big tanks in the City have been filled in during the year 1919 :—

Ward.	Tanks filled in.
F ...	<ol style="list-style-type: none"> 1. Tank at No. 10, Naigaum Cross Road. 2. Barun Tank on Vincent Road near War Hospital.

Low Lands.—Steps for filling in the low-lying plots of ground were continued during the year and several large plots of low ground were filled in, in E, F and G Wards.

The following table shows the number of prosecutions for wells and large tanks only, instituted during 1919 with their results :—

No. of cases instituted.	No. complied with.	No. of cases resulted in convictions and fines.	Amount of fines inflicted.
98	88	10	Rs. 153

Government Grant.—A grant of Rs. 25,000 was sanctioned by Bombay Government for Anti-Malarial measures in Bombay City during the year.

The following table shows the work carried out by the Executive Engineer in respect of private wells and tanks out of Government grant during 1919 :—

Ward.	Situation of the well.	Nature of work carried out.
D.	Well at No. 64, Mahaluxmi Temple Compound.	Covered over with concrete and a trap-door.
E.	Do. do.	Do. do.
F.	Well at No. 284, Bhoiwada Road ...	Do. do.
	Well at No. 1219, Parel Tank Road ...	Covered over with concrete and a hand pump fixed.
G.	Well at No. 106, Manmalla Tank Road ...	Filled in.
	Well at No. 1208, Cadell Road ...	Do.

The following table shows the number of wells by Wards and Sections, filled in, protected, etc., during 1919 :—

Wards.	Sections.	Total No. of wells.	No. of wells filled in.	No. of wells hermetically covered.	No. of wells covered with trap-doors.	No. of wells not breeding.
A	Upper Colaba	65	2
	Middle and Lower Colaba	54	3
	Fort, South	542	3	11
	Fort, North	71	2
	Esplanade					
	Total ..	732	6	15
B	Mandvi	76	1
	Chukla	79	..	1
	Umakhadi	51	2
	Dongri	14
	Market	280	2	1	..	7
	Total ..	510	4	2	..	8
C	Dhobi Talao	411	3	9
	Fanaswadi	253	7
	Bhuleshwar	174	12
	Khara Talao	11
	Kumbharwada	50	2
	Total ..	899	5	28
D	Khetwadi	239	7	7
	Girgaum	333	1	..	2	16
	Chowpati	154	..	2
	Walkeshwar	137	4	22
	Mahalakshmi	140	2	2	2	12
	Total ..	1,003	14	4	4	57
E	Mazagon	101	4
	Tarwadi	116	6
	2nd Nagpada	8
	Kamathipura	9
	Tardeo	36	2
	Byculla	91	1	2
1st Nagpada	2	
	Total ..	363	1	14
F	Perel	95	2	..	2	16
	Sewri	112	1	..	2	75
	Sion	325	1	1	2	233
	Total ..	532	4	1	6	324
G	Mahim	546	8	1	..	248
	Worli	365	7	151
	Total ..	911	15	1	..	399
	Grand Total ..	4,940	49	8	10	845

Notes.—Up to the end of 1918, 805 wells were filled in, 948 were hermetically covered and 1,598 were covered with trap-doors.

Non-mosquito-proof condition of wells already protected.—Many wells which were once covered and rendered mosquito-proof were detected with trap-doors left open or covers in a non-mosquito-proof condition. Fresh action had to be taken in all such cases.

Cisterns.—Almost all the cisterns in the City have been rendered mosquito-proof, but when their lids are opened for cleaning and repairs, etc., the owners very frequently fail to close them properly with the result that action has again to be taken against them. The plate covers of a large number of old cisterns not fitting properly have to be cemented to render them mosquito proof. In all new cisterns, properly fitting cap-like covers with arrangements for lock and key are insisted on.

Storm-water entrances.—There are about 6,000 storm water entrances in the City. During the dry season these are covered either with wrought iron plates placed underneath the gratings or by concrete blocks, but during the four months of the monsoon they remain open to allow storm water to run through the gratings. When there is a long break in the rains, these breed mosquitoes, mostly culex and stegomyia, and to prevent this the entrances are treated with larvacide. In many cases during the dry weather the covers are tampered with, and remain in a non-mosquito-proof condition till detected. New closable covers are now being fixed over new storm water entrances on new roads. These will serve the object of preventing the breeding of mosquitoes.

Road-Watering Hydrants.—Many of the road watering hydrants in the City are flush with the ground. Loafers and beggars draw water from these hydrants, in which there is always a collection of water and the covers are frequently left open. With this type of hydrants it is impossible to prevent water being left in the hydrant box after road watering. It is also impracticable to prevent people opening the box and leaving it open. This pattern of hydrant is now gradually being replaced by the stand-post pattern.

Major R. Christophers, I.M.S., paid a visit to this City for ascertaining the prevalence of stegomyia mosquitoes in Bombay. He found that domestic storage of water in Bombay was small and was of opinion that anti-malarial measures in Bombay were carried out successfully.

The following table shows the summary of work done during 1919 :—

Particulars.	Total for 1919.
Number of wells filled in	49
Number of wells hermetically covered... ..	8
Number of wells covered with trap-doors	10
Number of houses inspected by the staff (including repetitions)	72,764
Number of notices issued <i>re</i> cisterns, etc.	230
Number of cisterns hermetically covered	373
Number of children examined for spleen	11,100
Number of blood slides examined	300
Number of larvæ samples classified	32
Number of quinine pills distributed (total)	11,210
Number of " " Grains II	200
Number of " " Grains IV	11,010
Number of pools treated with pesterine	10,262
Number of odd receptacles removed	9,945
Number of low lands filled in... ..	29

Note.—7 wells, *viz.*, 5 hermetically covered and 2 covered with trap-doors previously, have been filled in during the year.

Control of Venereal Diseases in Bombay.

The work and treatment of Venereal Diseases in the City is carried on by the "League for Combating Venereal Diseases." The League has now been for two years strenuously endeavouring to combat Venereal Diseases in Bombay by various means. It has an office and information bureau at Princess Street, where information and advice are given to the public, and educational literature published in English and the Vernaculars is distributed. It has also a Dispensary at No. 66, Lamington Road, well equipped with all the necessaries for free diagnosis and treatment of Venereal Diseases by modern methods. The Dispensary has on its staff a male and a female Medical Officer for the male and female departments, and a nurse, and it has proved to be a very great strategic centre in the crusade that has been undertaken.

During the period from 1st February 1919 to 31st January 1920, the number of patients registered in the dispensary was 1,296. Of these, 28 left before diagnosis was completed and 189 were diagnosed as non-venereal. The racial distribution of the remaining 1,079 cases was as under :—

Europeans	36
Indian Christians	90
Hindus	438
Mussalmans	411
Jews	48
Parsees	56
Total 1,079 + 250 (cases of last year) =	1,329

These 1,329 cases are to be classified as follows :—

	Males.	Females.	Total.
Syphilis	411	164	575
Gonorrhœa	272	313	585
Soft Chancre	156	13	169

Results of treatment :—

	Syphilis.	Gonorrhœa.	Soft Chancre.
Came in only for diagnosis.	53	61	Discharged cured ... 120
Discontinued	37	62	Left improved 3
Left to continue treatment.	41	71	Under treatment ... 10
Left improved and fit ...	368	110	Sent to Hospitals ... 36
Cured	170	...
Continued treatment ...	38	74	...
Sent to J. J. Hospital ...	28	14	...
„ Cama „	10	23	...
	575	585	169

The comparison of mortality from other causes of death during the year under report with that in 1918 and the average of the preceding quinquennium (1914—1918) is shown in the following table :—

Cause of death,	No. of deaths in 1919.	Less or more as compared with	
		1918.	Average of 1914—1918.
Measles	561	+ 75	+ 284
Whooping Cough	2	— 9	— 9
Diarrhœa	2,881	+ 1,085	+ 1,122
Dysentery	1,576	+ 575	+ 714
Puerperal Septicæmia*	372	+ 48	+ 109
Leprosy	123	— 1	+ 39
Cancer	80	— 4	+ 4
Premature Birth	384	+ 16	+ 90
Debility	3,516	+ 105	+ 1,013
Old Age	3,977	+ 736	+ 2,108
Diseases of the Nervous System	2,955	+ 206	+ 908
„ Circulatory „	417	+ 4	+ 52
„ Respiratory „	24,055	+ 568	+ 12,081
„ Digestive „	2,232	+ 312	+ 849
„ Lymphatic „	12	— 1	Same.
„ Urinary „	366	+ 98	+ 75
„ Generative „	259	+ 43	+ 84
„ Organs of Locomotion and connective Tissue.	93	+ 3	+ 9
Drowning	122†	+ 31	+ 39
Poison	50‡	— 7	— 8
Other Injuries	663	+ 168	+ 145

* No cases of Puerperal Septicæmia occurred among those attended by the Municipal Nurses during the year.

† Of these, 25 were suicidal, 34 accidental and in 63 cases the circumstances under which the deaths took place were not known.

‡ Of these, 18 were suicidal, 13 accidental, 2 from snake-bite and in 17 cases the circumstances under which the poison was administered were not known.

Municipal Dispensaries.

The twelve Municipal Dispensaries including the "Bai Gowrabai" Branch Dispensary at Kamathipura, and the Branch Dispensary at Parbhadevi Road, were open throughout the year to administer, as in the past, free medical relief to the sick poor of the City.

The actual number of new cases (individuals) treated at the dispensaries during the year was 95,352 (63,192 males and 32,160 females) against 107,745 in 1918, making 483,042 the total number of attendances against 422,547 in 1918. Of these, 2,410 patients were seen at their houses.

The diseases treated at these dispensaries were Small-pox, Measles, Plague, Fevers, Influenza, Diarrhoea, Dysentery, diseases of the Respiratory, Digestive, Nervous, Urinary, Generative, Circulatory Systems and other general and local diseases.

The actual number of new cases individually treated at the Colaba and Victoria Bunder Charitable Dispensaries (to which a contribution is paid by the Municipality and which are under the control of the Registrar, No. 1 District, who visits them daily) was 7,848 (5,437 males and 2,411 females) against 7,961 in 1918, making 38,431 the total number of attendances; out of these, 67 patients were seen at their houses.

Notification of Infectious Diseases.

The number of notifications of infectious diseases received during the year was 2,714 against 1,962 in the previous year. Of these, 316 were of Plague, 243 of Phthisis and other Tubercular Diseases and 2,155 of other Infectious Diseases.

From *hakims* and *vaidyas* 1 notification was received during the year.

The percentage of notifications received to the number of cases of infectious diseases stood at 23·35 in 1916 but fell to 14·07 in 1918 and to 11·56 in 1919.

Certification of the cause of death.

The total number of certificates of the cause of death received during the year was 13,875 against 13,043 in 1918; of these, 5,521 were from qualified medical practitioners, 176 from *hakims* and *vaidyas* and 6,788 from various Hospital Authorities. The causes of 971 and 419 deaths were certified by the Commissioner of Police and the Coroner of Bombay respectively.

The percentage of certification by medical men (qualified and unqualified, *hakims* and *vaidyas*) to the total mortality was 17·01 in 1916 but steadily declined during succeeding years to 8·30 in 1919. The District Registrars certified the cause of 612 deaths after seeing the persons during their last illness, and of 53,022 deaths on the information gathered from the relatives of the deceased and of 1,099 after seeing the dead bodies. The residence of 2 persons could not be traced.

Year.	No. of Notifications received from			Percentage of total Notifications to number of cases reported by District Registrars inclusive of those in the preceding column.	Number of Certificates of Cause of Death received from			Percentage of total Certificates received to total Mortality.
	Medical Practitioners.	Hakims & Vaidyas.	Total.		Medical Practitioners.	Hakims & Vaidyas.	Total.	
1910	1,487	68	1,555	11·29	2,894	134	3,028	8·66
1911	1,551	53	1,604	11·63	3,994	287	4,281	12·24
1912	1,687	31	1,718	11·32	4,891	289	5,180	13·29
1913	1,765	34	1,799	15·07	4,620	236	4,856	15·26
1914	1,746	30	1,776	16·00	4,620	203	4,823	15·14
1915	836	836	12·15	3,501	152	3,653	15·42
1916	2,665	1	2,666	23·35	5,033	169	5,202	17·01
1917	1,673	2	1,675	18·26	5,355	189	5,544	16·60
1918	1,962	1,962	14·07	5,901	166	5,995	10·39
1919	2,714	1	2,715	11·56	5,521	176	5,697	8·30

During the year, 1,614 copies of certificates of registry of death and 261 of those of birth and 19 true copies of birth and death reports and medical certificates were issued and the total fees received on account of them and for searches of Birth and Death Registers for indefinite periods as well as for producing such registers in Courts of Law, amounted to Rs. 2,355-1-0 against Rs. 2,015-0-0 in 1918. Copies of certificates issued.

The number of notices served by the Health Department during the year under the various sections of the Municipal Act was 5,056 against 4,542 in the preceding year. Of these 2,418 were complied with, 1,731 were not complied with, 252 cancelled and 655 were pending at the close of the year. Notices under the Act.

In 3,200 cases summonses were issued by the Presidency Magistrates at the instance of this Department against 3,176 in 1918. Convictions were obtained in 1,177 cases and in 1,148 cases the parties were warned and discharged; 26 cases were dismissed, 814 withdrawn, the offences having ceased, and 35 were pending at the close of the year.

Of the notices 111 were issued against overcrowding, 77 in B Ward, 12 in C Ward, 20 in E Ward, and 2 in F Ward against 37 in 1918; of these 10 were complied with, 22 not complied with, 9 cancelled and 70 were pending at the close of the year. In 6 cases, summonses were issued by the Presidency Magistrates; of these 4 were withdrawn and in 2 convictions were obtained.

The number of carts of catchra, drain stuff and other matter emptied at the Tardeo Flats and other places in the City during the year was 616,967 against 626,958 in the preceding year; of these 558,598 were departmental and 58,369 private. Conservancy Work.

During the year, 67,020 night-soil and cesspool carts and 4,150,468 night-soil baskets were emptied at the several night-soil depôts in the City, as compared with 62,334 night-soil and cesspool carts and 3,486,622 night-soil baskets in 1918. As compared with the preceding year there is an increase of 4,686 night-soil carts and 663,846 baskets. During 1919, 215 water-closets were substituted for basket privies against 161 in 1918.

Administration of Public Health.

For administrative purposes the City has been divided into seven wards A to G under the subordinate charge of an Assistant Health Officer who is responsible for the Sanitary and Malarial work of his ward. A and B and C & D Wards are now combined charges and in each case there is a Deputy Health Officer to assist the Assistant Health Officer. The Assistant Health Officers are under the direct control of the Executive Health Officer who, under the revised scheme, is assisted by one assistant instead of two. These administrative arrangements are the result of the revision of the pay and posts of Deputy Health Officers of whom there was one for each of the seven wards of the City since 1907; the new arrangements came into force from 2nd May 1919. For the purposes of Registration of Births and Deaths and free Medical Relief, the City has been divided into ten Districts, with ten Municipal Charitable Dispensaries, each in charge of a Registrar assisted by two Sub-Registrars who are all qualified medical men; one trained visiting nurse, who is also a qualified midwife, is attached to each District Office. There are besides two branch Dispensaries, one at Purbhadevi in No. 10 District and the other known as "Bai Gowrabai Dispensary," at Kamathipura in No. VIII District. Each of the District Offices is equipped with staff for registering births and deaths, enquiring into the causes of death, checking cemetery returns and for disinfecting houses and rooms where cases of infectious diseases have occurred or dead rats have been reported. The work of the Registrars is supervised by the Assistant and Deputy Health Officers and the Executive Health Officer with his assistant.

There is also an Assistant Health Officer in charge of the Arthur Road Hospital for Infectious Diseases and the Maratha Hospital for Plague.

For analytical and bacteriological examination, there is a Municipal Analyst in charge of a fully equipped chemical and bacteriological Laboratory, where chemical analysis and bacteriological examination of Municipal waters is conducted by him. The Veterinary staff includes three Inspectors, one Assistant Inspector with a Shalotri, who are all qualified Veterinary Surgeons and inspect the milch-cattle stables in the City and the Municipal Bullocks and are in charge of the Municipal Bullock Hospital, and Segregation sheds at Tardeo Flats specially erected for the cure and treatment of animals found to be suffering from Infectious Diseases.

The Vaccination staff includes, besides the Superintendent and the Assistant Superintendent, one Head Vaccinator and nine other Vaccinators.

The Conservancy and Sanitary staff, exclusive of the labour staff, consisted in 1919 of—

- 1 Conservancy Superintendent,
- 3 Chief Inspectors (including 2 Halalcore Chief Inspectors),
- 9 Sanitary Inspectors,
- 14 Conservancy Inspectors (including House Drain Inspectors),
- 14 Assistant Sanitary Inspectors and Sub-Inspectors,
- 59 Sub-Inspectors (including House-drain Sub-Inspectors),
- 32 Sub-Inspectors,
- 5 Sub-Inspectors for the control of sale of adulterated milk.

Prosecutions by the Health Department for infringing license conditions and selling adulterated milk.

984 prosecutions for infringing license conditions and selling adulterated milk were instituted by the Assistant Health Officers, A to G Wards, and in 832 cases convictions were obtained and the parties fined; in 27 cases the parties were warned and discharged; 5 cases were dismissed and 98 withdrawn; and 22 cases were pending at the close of the year.

Destruction of stray and ownerless dogs.

During the year under review 6,447 stray dogs were caught; out of the number 6,421 ownerless dogs were destroyed by Carbonic Acid Gas at the Lethal Chamber provided for the purpose on Tardeo Flats and 26 returned to their respective owners.

Improvement of Insanitary Areas and U. H. H. Buildings and Rooms.

During the year further progress was made in condemning, under section 378 of the Municipal Act, buildings or rooms in buildings unfit for human habitation. These are condemned with the sanction of the Standing Committee, on a joint certificate of the Executive Health Officer and the Executive Engineer, by prohibiting their further use either absolutely or until such improvements as will render them fit for human habitation have been certified as carried out.

In June a special temporary staff of two Inspectors and two ward clerks was appointed to push on the work of dealing with U. H. H. houses and rooms. They worked till the end of March 1920.

The following is the summary of work done during the period :—

(1) Number of houses inspected by the Inspectors.	5,408
(2) Number of houses inspected by the Assistant Health Officers.	502
(3) Number of houses reported to the Municipal Commissioner for action under Section 378.	308
(4) Number of rooms in the above houses reported for action under section 378.	1,090
(5) Number of cases for which preliminary notices were issued.	244
(6) Number of cases for which preliminary notices were served.	185
(7) Number of cases reported to the Municipal Commissioner for obtaining sanction of the Standing Committee.	32
(8) Number of cases in which order and notices of prohibition were served.	22
(9) Number of houses reported for action either for insufficient or inefficient or insanitary privy accommodation, or for other sanitary defects.	458

Unwholesome food seized and destroyed by the Health Department Staff.

During the year under review action under sections 415 and 416 of the Municipal Act for the seizure and destruction of unwholesome food was continued, as in previous years, by the staff of this Department and a list of such articles seized and destroyed in the seven wards of the City is given below :—

A Ward :—31,718 tins of " Krofi brand " Cheese.

B Ward :—48 Plantains, 36 Mangoes, 12 Guavas, 2 plates sweetmeats, 6 Mash-melons, 3 pieces of fish, 30 oranges and limes.

C Ward :—84 Plantains, Oranges and Guavas, 36 slices water-melons and Papai, 5 bags, 1 maund and 15 scers potatoes and onions, 461 Mangoes, Plantains and Papais.

D Ward :—1,000 Mangoes, 500 Plantains, 25 water-melons, 100 Oranges, 50 Limes, 50 Pomegranates, 200 Guavas, 2 maunds Tomatoes, 5 maunds Potatoes, 5 maunds Onions and 1 maund Sweetmeats.

E. Ward :—843 Mangoes, 10 Water-melons, 10 Mash-melons, 22 tins Rolled Quakers, 37½ lbs. Quaker Oats, 4 pints salad oil, 97 packets rolled oats, 43 packets and 188 tins oats, 3 tins, 1 bag and 8½ lbs. currants, 5 bags turmeric (Indian), 2 tins wholemeal, 510 tins and 47 lbs. oatmeal, 25 tins and 8 lbs. Mustard Oil, 1 case and 35 tins Jams, 5 tins jugged hare, 2 casks, 8 bags and 628 lbs. Sugar, 3 bags and 330 lbs. corriander seed, 2 bags, 66½ tins and 6 lbs. Biscuits, 15 cases, 75 lbs. and 231 tins Butter, 25 cases, 626 tins and 40 lbs. Ghee, 2 cases, 1 box and 4 tins tea, 25 bags and 205 lbs. Garlic, 39 bundles, 10 bags and 180 lbs. dry fish, 20 bags chillies (Indian), 5 lbs. and 15 tins pudding Raisins, 96 casks, 57 cases, 664 tins and 9 lbs. condensed evaporated and ideal Milk, 21 packages, 32 tins and 20 lbs. maccaroni, 113 tins and 32 lbs. American fruits, 6 bags rice (Indian), 42 bottles and 12 tins tart fruit, 1 case and 85 tins marmalades, 2 bags, 1 jar, 160 lbs. and 23 tins herrings, 2 casks, 160 tins, 1 bag, 25 lbs. and 16 pieces cheese, 2 bags Indian tamarind, 264½ lbs. cocoa, 13 tins coffee, 10 lbs. Sago, 4 bags cocum(Indian), 226 tins bran, 31½ tins and 6 lbs. biscuits, 11 tins and 7 lbs. stewing prunes, 1 bag and 151 lbs. paddy, 6 tins and 14 lbs. cream-crackers, 33 bags and 10 lbs. split and blue Peas, 15 bottles C & W. pepper, 4 boxes Jelly (silver star), 1 tin red currant, 2 tins and 28 lbs. tapioca, 54 pints chutney, 16 packages ice crackers, 2 casks and 900 lbs. beef, 37 pints Pickles, 7 bags flour, 20 tins golden syrup, 6 lbs. Candeed Peel, 12 lbs. corn flour, 3 lbs. dates, 5 pints capers, 29 packets foreed food, 15 packets gelatine, 4 jars and 5 tins Ginger and Chowchow, 11 tins grape nuts, 4 bottles dried herbs, 22 packets clarico, 3 bottles lime juice, 1 lb. malt, 25 tins salmon, 20 lbs. sausages (Oxford), 6 lbs. tongues lunch, 3 pints pickles, 2 bottles almonds and raisins, 30 lbs. soup (assorted), 6 tins salt, 21 pints and 2 tins pink sauce (assorted), 2 lbs. horse radish, 2 bags seeds carraway and celery, 4 lbs. sugar (cut loaf), 5 packets Vermicelli, 521 lbs. Bacon, 79½ lbs. and 6 pieces oheese Cheddar, 50 lbs. ham, 3 lbs. mackerel, 5 tins potted meat, 2 tins green paddy, 6 tins paste Anchovy and Blouster, 5 tins Oysters, 1 jar Bovril, 3 tins tannips, 2 bottles Carbonate of Soda, 2 jars lemco, 2 tins and 11 lbs. Pearl Barley, 8 bags Curry stuff, 30 lbs. Sardines, 1 tin tongues (Paysanda), 5 lbs. tongues (sheep), 516 lbs. Gram, 18 lbs. Asparagus, 10 lbs. Hops, 2 casks rice (table), 1 bag white beans 2 bags cream of Tartar, 5 tins Lard.

F Ward :—3,600 lbs. Cocoa, 4,960 lbs. contraband meat.

G Ward :—575 Mangoes, 75 oranges, 180 Plantains, 10 seers jujubes, 15 seers Onions, 10 lbs. fish, 10 lbs. sweets.

The series of epidemics of Influenza, Cholera and Small-pox, which in quick succession afflicted the City during 1918 and the greater part of 1919, served to concentrate attention on the question of the possible extension of medical relief and the provision of additional hospital accommodation. Extension of Medical Relief.

(i) In June 1919 the Corporation called for a report as to "the various ways in which free medical relief is now being given in the City with suggestions for extending it" (Corporation Resolution No. 2166 of 19-6-1919).

Accordingly the following report was submitted with an estimate of an initial expenditure of Rs. 1,110 and recurring expenditure of Rs. 1,01,120 :—

"Free medical relief is given to the poor of this City in the following ways :—

- (1) Persons who attend the Municipal Dispensaries are treated by the District Registrars and Sub-Registrars who supply them with medicines where necessary, or perform minor surgical operations, such as opening abscesses, extracting teeth, &c.

Persons who require hospital treatment are directed to the general hospitals.

Infectious cases are removed in Municipal ambulances to Arthur Road and Maratha Hospitals.

- (2) The Sub-Registrars make house to house visits, as far as possible, in order to discover cases of illness, and advise the patients to attend the dispensaries or direct their relatives to call at the dispensaries for medicine for them or make arrangements for the removal of any patient whose disease is infectious. Nurses and birth karkuns also report cases of sickness discovered in the course of their daily domiciliary visits.

- (3) If information reaches the District Registrar that a poor person is seriously ill in his own house, the District Registrar or his Assistant visits the patient forthwith and renders him all the medical aid possible; if such patients have no friends to look after them, they are removed to one of the general hospitals of the City, and the expenses of removal are defrayed by District Registrar and charged to contingent account.
- (4) The nurses attached to the dispensaries are midwives and render assistance to poor women in confinement. Those who are willing to go to the Maternity Homes are directed thither, others are attended in their own houses; they are supplied with charpoys, blankets, etc., for temporary use. The midwives also have at their disposal a small sum of money for giving such relief as may be necessary to provide sufficient nourishment for the patient, such as milk, loaf (or wheat flour), etc. Labour cases which require special treatment are removed to the nearest lying-in hospital and the carriage hire paid out of advance for contingent expenses.
- (5) In addition to conducting midwifery cases, these midwives also make house to house visits in the district in connection with infant welfare and give home lectures to women.
- (6) Free treatment is afforded at Arthur Road and Maratha Hospitals to persons suffering from infectious diseases and, in cases of poverty, relief in the shape of money and clothing is given to patients on leaving hospital or to dependents of those who die, and funeral expenses are paid.
- (7) Treatment for diseases of the eye is being given at three of the district dispensaries twice weekly. This work is carried on gratis by Dr. B. B. Broacha.

With regard to the question of extending this free medical relief, I beg to recommend as follows:—

- (1) The dispensary staffs should be increased so as to enable a more thorough and extensive system of house to house visiting being adopted for the discovery of sick persons and more medical relief to be given to the poor in their own homes, as it is an undoubted fact that many cases of illness in the poorer localities are never brought to notice under present conditions; while also it will be less easy for unscrupulous or superstitious persons to conceal cases of infectious diseases from the authorities, and the activities of charlatans will be checked.

A complete knowledge of the sickness occurring in each district will enable this department to have more control over prevailing infectious diseases. With an increased staff, it would be possible to attend to urgent cases during the night.

The matter of the increase in the number of nurses has already been put forward—*vide* Executive Health Officer's report, dated 15th March 1919, on the epidemic of Cholera—1918-1919, where the following sentence occurs:—
“The health visitors of the Lady Willingdon Scheme will, as far as possible, be absorbed in the Health Department and the new organisation of Her Excellency Lady Lloyd for infant welfare, but the City requires a much larger number of nurses, and I would suggest that thirty more should be appointed, so that they could, during epidemics, work at the Infectious Diseases Hospital. In my annual reports an increase was recommended.”

I have accordingly to suggest that the number of Sub-Registrars and nurses attached to the Municipal Dispensaries should be increased as per the following list:—

District Dispensary.	Additional Sub-Registrars.	Additional Nurses.
1	1	2
2	1	2
3	1	2
4	2	4
5	1	2
6	1	2
7	2	4
8	2	4
9	1	4
10	2	4
.. Total	14	30

- (2) The grants of the various dispensaries for medicines and appliances should be increased accordingly. Thus it would be possible to provide portable medicine chests which would enable the Sub-Registrars to treat an increased number of sick persons in their own homes. It is also to be noted that owing to an inadequate supply of bottles many poor persons cannot take medicine from the dispensaries to their homes.
- (3) Monetary relief should be afforded to necessitous sick persons treated by the District Registrar or his assistants in their own homes so that they may obtain suitable nourishment. This to be paid by District Registrar and recovered on contingent bill.
- (4) Hospital accommodation should be provided for cases of advanced phthisis occurring among the poor. This matter has already been represented—*vide* my case No. H.-47-B. of 10th July 1919.
- (5) Provision should be made for the treatment of venereal diseases by opening dispensaries in the poorer districts on the lines of the existing dispensary in Lamington Road which is run by the League for Combating Venereal Diseases.
- (6) The existing provision for the treatment of eye diseases should be extended. Dr. Broacha has been doing honorary work in this direction since February 1918 in three of the district dispensaries. A prominent Khoja citizen of Bombay has offered a lakh of rupees to perpetuate the memory of a deceased relative, and it has been suggested to him that a small hospital of about half a dozen beds, etc., with eye dispensary attached would be very desirable. That proposal has been sent to the Municipal Commissioner. Col. Gidney has offered to run an eye dispensary free and proposals to open one at the Sanitary Institute, Princess Street, are going to the Corporation. If these two proposed dispensaries for eye diseases be opened, the one (at Princess Street) will serve A, B, C and D Wards and the other could be located so as to serve E, F and G Wards.
- (7) Arrangements should be made to provide pure milk for children of mothers who are not able to provide breast milk. This has long been recommended as a measure for the control of Infant mortality. There are two milk depôts run at present by the Infant Welfare Centres Committee in connection with the Bellasis Road and Parel Maternity Homes. The proposal to take these over has been approved by the Municipal Commissioner and will go to the Corporation.

It would be well to open a similar depôt in connection with the Imamwada Home and another in G Ward."

(ii) The need for providing an adequate hospital accommodation for cases of tuberculosis among the poorer classes was emphasised in a report submitted to the Municipal Commissioner under No. H.-47-B. of 10th July 1919 :—

Hospital accommodation for cases of Tuberculosis.

"I have to call attention to the need for providing an adequate hospital accommodation for cases of tubercular disease (including Phthisis) among the poorer classes, so that (i) protection may be afforded to the healthy by the removal of highly infectious cases from their midst; and (ii) relief may be provided for those who are incapacitated by advanced tubercular disease. The matter has been raised several times before, and I would refer you to the Executive Health Officer's report for the year 1915, where special attention was drawn to this subject. I beg now to suggest that a hospital of 200 beds for advanced and incurable cases of Phthisis should be constructed with means of extension up to 500 beds.

There are many parts of the City where insanitary conditions, *viz.*, congestion of buildings, overcrowding, etc., favour the occurrence and spread of tubercular disease. Many of the cases found in these localities are advanced Phthisis and are highly infective to healthy individuals coming into contact with them.

The Annual Report of the King George V Anti-Tuberculosis League for the year 1918 emphasises the very urgent necessity for an Isolation Hospital for advanced cases. The Medical Officers of the League in their report state that innumerable instances can be recounted of the spread of this disease by the constant contact of people with advanced cases, and in classifying the housing conditions of about 300 patients from reports made after visits to these houses

it was found that 40 per cent. lived in very badly ventilated and insanitary rooms, 40 per cent. in tolerably sanitary conditions, and only 20 per cent. in good and wholesome quarters. Their report also says "An idea of the overcrowding can be gained from the following table, where it will be found that over 50 per cent. live in a room with more than four persons, the actual figure going up at night when any relation or friend may come to sleep. This is exactly what happens in most of the chawls for the poorer classes."

Result of inspection of 255 houses :—

2 Persons living together in a room	38
3 " " " "	48
4 " " " "	42
5 " " " "	50
6 " " " "	20
7 " " " "	20
8 " " " "	15
9 and above 9 " "	22
					255

The mortality from tubercular diseases in Bombay during the past 10 years has been as follows :—

Year.	Mortality.
1909	2,862
1910	2,839
1911	2,694
1912	2,794
1913	2,152
1914	1,889
1915	1,710
1916	1,902
1917	2,118
1918	2,513
Average mortality 1909—1913	2,668
1914—1918	2,026
1909—1918	2,347

In England, according to the Local Government Board Report for 1915, the number of cases occurring per annum is taken as about five times the number of deaths per annum. That standard may also be applied to Bombay, and therefore we may take it that not less than 10,000 cases occur in Bombay City in a year. The average duration of the disease is 1 year, and it may be estimated that at any given time there are not less than 5,000 people ill with tubercular disease in the City. The great majority of these are very poor and suffer from acute and advanced forms of the disease.

The proposal to provide hospital accommodation of 200 beds for advanced cases is therefore of prime importance, and if adopted will be a great step towards the removal of a serious menace to the health of the City.

At the present time the total number of beds in the various hospitals and institutions in the City for cases of tubercular disease is very limited and quite insufficient for the needs of the City. No beds are provided in Municipal Hospitals. There are sanatoria maintained outside Bombay by different communities, *e.g.*, at Deolali, Panchgani, Dharampur, Mahableshwar, etc., but these are intended for those persons who might reasonably be expected to recover under treatment and change of climatic conditions; advanced cases are not admitted to these institutions.

A hospital, such as is proposed, for 200 beds with means of extension up to 500 beds would require about 12 acres of ground and it might be possible to get a site at the north end of the island.

The Executive Health Officer's report dealing with the subject of provision of beds for tuberculosis was referred to the Medical Relief Committee of the Corporation, and on the recommendation of that Committee, the Corporation, towards the end of January 1916, sanctioned the provision of 25 beds for tuberculosis cases at the Maratha Hospital with a dispensary attached thereto. Subsequently it was suggested by the Health Officer that additional land adjoining the Maratha Hospital should be purchased for putting up the required hospital for tuberculosis patients. But this proposal had to be ultimately abandoned as the land behind the Maratha Hospital was being rapidly covered with buildings.

It is necessary to bring up this subject again, as it is the duty of the Municipality to take all possible measures for decreasing the death-rate from this disease. The establishment of a proper hospital in the north of the island for tuberculosis cases will not only give relief to poor patients suffering from this disease, but what is of greater importance, it will serve to prevent the further spread of the disease by the segregation of the highly infectious cases from their healthy relatives and neighbours.

In this connection it is worth-while considering whether Dadar Labour Corps War Hospital cannot be acquired and utilized for a tuberculosis Hospital, when it ceases to be used for Military purposes. This hospital can accommodate 500 tuberculosis patients and it is constructed on a style which will suit our purpose."

(iii) The necessity of extending the existing provision for the treatment of Infectious Diseases in the City was reported to the Municipal Commissioner under No. H-9-A of 29th September 1919:—

Extension of Hospital accommodation for treatment of Infectious Diseases.

"I have the honour to ask you to invite the attention of the Corporation to the necessity of extending the existing provision for the treatment of Infectious Diseases in the City. Our experience of the last wide-spread epidemics of Influenza, Cholera and Small-pox has brought that necessity home to us, when it was felt that a much larger number of patients could have been isolated and treated, if adequate accommodation had been available. It is also necessary to bear in mind the fact that hospital isolation of infectious diseases is growing in public favour, and there is not the same opposition or unwillingness on the part of the poor public to resort to such hospitals for treatment, as existed some years ago when Plague was bad in Bombay.

It is proposed therefore that the existing provision should be supplemented, and a standard laid down, either on a population basis, or on past experience, of our requirements. In England a rough standard of one bed for each thousand of population has been laid down, but very few towns have adopted this standard so far as permanent hospitals are concerned. The English standard would not be approximately applicable to Bombay, because the severity of epidemics is generally much greater here than in any of the English towns. Under any circumstances an estimate based on the population can only be of the roughest kind, and according to the Local Government Board, much must depend upon various considerations, among which the size and growth of the town, the housing and habits of its population, and the traffic of the town with other places, are the most important.

Bombay is a growing City which will soon expand, it is the principal Port in India and has communications with all parts of the world. Taking these facts into consideration, I would suggest that for the present 1,000 beds should be provided for isolating and treating infectious disease cases.

The accommodation at the Arthur Road Hospital at present (including 56 beds now under construction for European patients) amounts to about 250 beds, provided only 30 beds are retained in each ward instead of 40 as hitherto. It is recognised by all Sanitary authorities that in the wards of an infectious diseases hospital, there ought to be a wider separation of beds. In such cases 130 to 140 feet of floor space per each bed should be allowed, and therefore the number of beds in each ward, as at present constructed in the Arthur Road Hospital, should not be more than 30 or thereabouts.

At the Maratha Hospital about 125 patients can be accommodated without overcrowding. Taking the most favourable estimate, the existing provision, including the wards for European patients which are now being constructed, does not exceed more than 430 beds at the outside. Supplementary provision will therefore be necessary as under :—

- (a) The accommodation at the Arthur Road Hospital to be increased up to 500 beds.
- (b) The Maratha Hospital to be altered to accommodate 125 beds.
- (c) A Hospital at Worli on the east side of the area recently notified by the Improvement Trust, to accommodate 125 beds.
- (d) A Hospital at Sewri near Koliwada for 125 beds.
- (e) A Hospital in the Sewri-Wadala area notified by the Trust, for 125 beds.

To sum up, the following accommodation is required :—

Arthur Road Hospital	500 beds.
Maratha Hospital	125 "
Worli	125 "
Sewri	125 "
Matunga	125 "
Total									..	1,000 beds.

The three last mentioned hospitals are proposed to be located as above, having regard to the growing industrial and other population, and the development schemes proposed to be carried out in the north of the Island. It will be necessary to ask the Improvement Trust to help us in selecting suitable sites for the Worli and Sewri hospitals. In another communication in connection with the provision of a hospital for tuberculosis, I have informed the Corporation that the Acworth Leper Asylum is likely to be removed outside Bombay. If so, the present institution or a portion of it could be so altered as to provide a hospital for infectious diseases to serve the needs of the population of Dadar, Matunga, Sion and Dharavi. It is obvious that this Asylum cannot be both a tuberculosis and an infectious diseases hospital. If no suitable site is available at Sewri, the Asylum site could accommodate 250 beds.

The main difficulty connected with the expansion of the Arthur Road Hospital consists in the restricted area of land available for the purpose. It will be necessary therefore to acquire more land to the east of the existing premises up to DeLisle Road, extending from as near as possible to the Municipal Stores and the compound of the Simplex Mills, as far as the junction of Arthur and DeLisle Roads. If this land which is low is acquired and made fit for building purposes, the whole hospital could be remodelled and the required additional beds could be put up.

It might perhaps be considered undesirable to have a large hospital of 500 beds in this area on account of its close proximity to residential chawls. In this connection it is necessary to mention that the Local Government Board require "that a Small-pox hospital should not be so placed as to have within a quarter of a mile a hospital (whether for infectious diseases or not), a work-house, or any similar establishment, or a population of 200 persons; or within half a mile a population of 600 persons, whether in one or more institutions or in dwelling houses." I don't think it is necessary for us to strictly observe this regulation, as our experience has shown to us that the location of the Arthur Road Hospital for years past in this area has not been a menace to the surrounding population. We have not noticed any increased incidence of Small-pox or any other infectious disease treated in this hospital, among the residents of the surrounding chawls. No danger therefore need be apprehended by extending the hospital premises in this area.

Simultaneously with this expansion of the Arthur Road Hospital, if any community ask for special provision for epidemic diseases, any land left over after its requirements have been met, could be set apart for the purpose. With this expansion, the subordinate and menial staff will have to be provided for, and the existing servants' and sweepers' quarters, kitchen, dhobighat, and mortuary will require removal to another site. In the case of the Maratha Hospital, structural alterations will be necessary in the two tin wards, in order to provide for a total accommodation of 125 beds.

I trust I have made it clear that the increasing population of Bombay and its wider extension in the near future make it necessary that we should provide more hospital accommodation for the isolation and treatment of infectious diseases, and if the Corporation agree with the principles underlying this proposal, I should request them to call for further details and estimates of the cost of the whole scheme."

These proposals have been referred by the Corporation "for consideration in consultation with the Commissioner and for report to the Medical Relief Committee" under the following Resolutions :—(i) Corporation Resolution No. 9797 of 13th November 1919; (ii) Corporation Resolution No. 9802 of 13th November 1919; (iii) Corporation Resolution No. 10126 of 24th November 1919.

The question of the spread of Leprosy and the necessity of revising the law on the subject attracted considerable public attention during the year and a series of reports were made on various points connected with the subject; and Government have been requested to undertake the necessary amendment of the existing law.

The Incidence of Leprosy and the revision of the law on the subject.

The Hon'ble Major C. Fernandes, having given notice to move a resolution in the Legislative Council of the Presidency on the alleged increase of Leprosy in Bombay, a copy of the proposed resolution was forwarded by Government to the Municipal Commissioner for his remarks. The following note, dated 28th August 1919, was submitted on the subject by the Acting Health Officer :—

(i) "The Resolution which is proposed to be moved by the Hon'ble Dr. Fernandes assumes that Leprosy is on the increase in the City of Bombay. But I cannot find any definite evidence to substantiate this assumption.

Early in the year 1916, Dr. Turner was asked by the then Commissioner, Mr. Cadell, to ascertain from Dr. Fernandes whether this disease was on the increase in the City, how many cases he had seen, and how many of these were pauper cases which could have been sent to the Acworth Asylum.

On this Dr. Fernandes had an interview with Dr. Turner at which he stated that both in private practice and in the out-patient department of the J. J. Hospital, he had seen more cases of Leprosy in the past five years, than in the five years preceding them. He could not, however, say whether it was on account of his position as a specialist in diseases of the skin, that more people had consulted him, but he did not think that they were persons from outside Bombay or were of the poorest classes. This statement was considered much too indefinite by Mr. Cadell, and nothing further was done in the matter at the time beyond making Leprosy a compulsorily notifiable disease in Bombay.

Since this disease has been made compulsorily notifiable, only six notifications have been received in regard to it, upto date. Of these, one was received in the year 1916, three in 1917, and two in 1918. Out of these six cases, three were notified by the Registrar, Labour Corps War Hospital, and these patients had therefore arrived from outside Bombay. The remaining three were notified by three different Medical Practitioners of this City, and were presumably local cases. Not a single notification of this disease has been received from Dr. Fernandes, from which it can be reasonably inferred that no private patients suffering from this disease have consulted him between the years 1916 and 1919.

Very recently I addressed letters to the Senior Physicians in charge of the J. J. and Goculdas Tejpal Hospitals, requesting them to furnish me with a statement showing the total number of Leprosy cases treated in the out-patient departments of their respective hospitals, during the years 1915 to 1919 (upto end of July), and how many of these were local cases, and how many among persons from outside Bombay.

The reply received from the J. J. Hospital is to the following effect :—

1915	None.
1916	"
1917	"
1918	22 Local.
1919 (up to 31st July 1919).	29 "

The Goculdas Tejpal Hospital returns show 2 cases in 1915, 4 in 1916, 4 in 1917, 8 in 1918, and 2 in 1919 upto the end of July. The Medical Officer could not say whether any of them were from outside Bombay.

The figures of the latter Hospital do not prove any particular increase of the disease in the City, but the figures of the J. J. Hospital appear somewhat alarming at first sight. But there is nothing to show whether the 22 patients treated in the year 1918, and the 29 in the current year upto the end of July, were separate and individual cases or the majority of them were the same patients who were continuously getting medical relief. Then again, the sudden jump from no cases in the three years 1915 to 1917, to 22 and 29 in the two subsequent years

could perhaps be explained by the fact that more vigilance is now exercised by the Police in regard to vagrant lepers who are compulsorily removed to the Asylum. It is a well-known fact that many of these vagrant lepers who make their living by begging, do not like to stay at the Asylum and frequently escape therefrom. Is it too much to assume that this class of lepers may be seeking medical relief at this Hospital in increasing numbers, to quickly get rid of the external manifestations of the diseases and thus escape the vigilance of the Police ?

Whatever may be the reasons of this apparent increase in the number of cases treated at the J. J. Hospital from the year 1918 upto date, the figures do not support the statement made by Dr. Fernandes to Dr. Turner at the interview held early in the year 1916, and to which a reference has been made at the commencement of this note. Dr. Fernandes is in charge of the out-patient department of the J. J. Hospital relating to skin diseases, and he then stated that he had seen more cases in the Hospital in the past five years than in the years preceding. But in the years 1915-16 not a single case appears to have been treated at the institution.

The following statement shows the total number of lepers treated at the Acworth Leper Asylum from the year 1915 upto the end of July 1919, and the number maintained at the expense of Government and the Municipality respectively :—

Year.	Total Number treated.	Number maintained at Government expense.	Number maintained at Municipal expense.
1915 ..	612	375	237
1916 ..	574	344	230
1917 ..	582	364	218
1918 ..	615	382	233
1919 ..	531	372	159

These figures do not show any appreciable increase in the incidence of this disease. The number of patients treated at Government expense are those who come from outside Bombay, whereas those treated at Municipal expense are local cases. The figures in both these columns are fairly constant.

From all these figures and statements, it will be seen that no definite conclusion can be drawn as to whether Leprosy cases are on the increase in the City or not. I do not think there is any particular or noticeable increase.

On the question of legislation, I am of opinion that it is high time the present Leprosy Act were radically amended. It was based on the findings of a Commission that sat in the year 1891 who were of opinion that Leprosy was not a contagious disease. Since then rapid strides have been made in the knowledge of this disease, and the conclusions arrived at by the International Conference that met in Bergen in the year 1909, are vastly different from those made by the Commission of 1891.

Some of the conclusions arrived at as the result of the deliberations at the Bergen Conference are as follows :—

1. Leprosy is a disease which is contagious from person to person, whatever may be the method by which this contagion is effected. Every country in whatever latitude it is situated is within the range of possible infection by Leprosy, and may, therefore, usefully undertake measures to protect itself.
2. In view of the success obtained in Germany, Iceland, Norway and Sweden, it is desirable that other countries with Leprosy should proceed to isolate their lepers.
3. It is desirable that lepers should not be permitted to follow certain occupations which are particularly dangerous in respect to the contagion of Leprosy. In every country and in all cases the strict isolation of leprous beggars and vagrants is necessary.
4. It is desirable that the healthy children of lepers should be separated from their leprous parents as soon as possible, and that these children should remain under observation.
5. An examination should be made from time to time of those who have lived with lepers by a competent physician.

The British and Colonial delegates to the Conference had a meeting at which they drew up additional resolutions, which in their judgment embody when read in conjunction with official resolutions of the Bergen Conference—the line of administrative policy which it is desirable to adopt for the prevention of Leprosy throughout the British Empire, so far as local circumstances permit. These resolutions are as follows :—

1. Leprosy is spread by direct and indirect contagion from persons suffering from the disease. The possibility that indirect contagion may be effected by fleas, bugs, lice, the itch parasite, etc., has to be borne in mind. Leprosy is most prevalent under conditions of personal and domestic uncleanness and overcrowding, especially when there is close and protracted association between the leprous and non-leprous.
2. Leprosy is not due to the eating of any particular food, such as fish.
3. There is no evidence that Leprosy is hereditary, the occurrence of several cases in a single family is due to contagion.
4. In Leprosy an interval of years may elapse between infection and the first recognised appearance of disease. It is a disease of long duration, though some of its symptoms may be quiescent for a considerable period and then recur.
5. The danger of infection from leprous persons is greater when there is discharge from mucous membranes or from ulcerated surfaces.
6. Compulsory notification of every case of Leprosy should be enforced.
7. The most important administrative measure is to separate the leprous from the non-leprous by segregation in settlements or asylums.
8. In settlements home life may be permitted under regulation by the responsible authorities.
9. The preceding recommendations, if carried out, will provide the most efficient means of mitigating the leper's suffering and of assisting in his recovery, and at the same time will produce a reduction and ultimate extinction of the disease.

The Bergen Conference was attended by very renowned specialists from all parts of the civilized world and the unanimous conclusions arrived at by them are sufficiently indicative of the lines on which the present Act should be amended.

I send herewith a note on this subject drawn up by Dr. Choksy, together with a printed copy of a paper written by him on "Leprosy Legislation in India." The latter, I have no doubt, will prove of great value in helping Government to modify and amend the Act in the desired direction.

(ii) In response to Corporation Resolution No. 9217 of 30th October 1919 the following note, dated 21st November 1919, was submitted :—

"The question of the spread of Leprosy and the urgent necessity of revising the law regarding this disease in India was recently referred to Government by the Municipal Commissioner in his letter No. H-42-A of 3rd September 1919.

Bombay has always recognised the fact that the leper is a menace to the community, that he is a centre of contagion, and is the means of spreading the disease to others. Mr. Acworth was the first to realise the great danger which the City incurred from vagrant pauper lepers nearly 30 years ago, and it is due to his energy and foresight that the Asylum, which bears his name, was established at Matunga for the segregation of pauper lepers.

The Institution has done a vast amount of good, but owing to its limited accommodation and the defects in the Indian Leprosy Act of 1898 which have been pointed out in my note of 28th August 1919 and Dr. Choksy's note in the accompanying correspondence, it has not served to eradicate the disease from the City.

The prevention of the spread of Leprosy is both a local as well as an Imperial problem. We require Leper Settlements in different parts of India where all lepers—rich or poor—and those who are a menace to the community should be compulsorily segregated until they are either cured or pronounced to be in such a condition as not to be likely to transmit the disease to others. It is essential that the children of leper parents should be taken from them at an early age and separately housed in homes conveniently situated near their parents, so that they could see them from time to time without actually coming in contact with them.

In the *Times of India* of Tuesday, November 18th, 1919, there is a very instructive article on the subject of Leprosy by the Rev. Frank Oldrieve, Secretary for India of the Mission to Lepers. The work of this Mission in connection with Leprosy is highly philanthropic and they have in view the construction of an upto date Asylum at Palghar for which funds are needed. The Municipal Commissioner has pointed out to Government the immediate necessity of removing the Acworth Leper Asylum from Bombay. Palghar is about 50 miles from Bombay, and the question arises whether it would not be desirable for Government and the Municipality to co-operate with the Mission in establishing a sufficiently large Asylum to accommodate all the lepers in Bombay City at this place.

According to the Census of 1911, the leper population of Bombay, including the inmates of the Acworth Asylum, is 506. I do not think there has been any appreciable increase in this figure since then. There is urgent need of amending the law on the lines already indicated, and compulsorily segregating all lepers in this City in suitable asylums, and also separately housing the children of these lepers. In that way only can the disease be eradicated within a measurable limit of time. Lepers from the mofussil and other distant parts of India are always attracted to Bombay where they can make a living by begging. In this way the leper population of the City is constantly replenished. This danger can only be obviated by the measures indicated above. So long as these unfortunate poor outcastes are left to look after themselves, they will continue to spread the disease. But if they are shut up in homes where they can be fed, clothed and treated, the spread of infection will cease and the disease will die out, as it has done in many parts of Europe by the adoption of these measures."

Removal of Tanneries at Dharavi outside the Island.

The following note (H-50-A of 21st October 1919) on the desirability, on sanitary grounds, of removing the tanneries at Dharavi outside the present City limits was submitted to the Municipal Commissioner :—

The tanneries at Dharavi have been a source of very great nuisance for years past. The tanning of hides is one of the most offensive trades, and the owners of these tanneries have always failed to keep their premises clean or to carry on the operations in such a way as to cause the minimum amount of nuisance. On frequent occasions the Health Department has had the necessity of prosecuting many of them for infringing the provisions of Sections 375, 377 and 257 of the Municipal Act.

One very great source of nuisance from these tanneries is the crude manner in which their sewage is drained. There are about 20 outfalls discharging on to the foreshore from as many different tanneries. In some cases attempts have been made to carry the tannery sewage to a certain distance towards the sea in masonry and kutcha open drains. These drains are mostly flat-bottomed and laid on very poor gradients. They all discharge much above low water, with the result that the whole foreshore is silted up with the thick sewage of these tanneries.

In some cases there are no drains at all and the sewage spreads itself over the ground in the neighbourhood. In fact the ground near many of these tanneries is, in places, a swamp of sewage, and the odour is as foul as it can be. The ground is also strewn with hair, wool, and other animal matter owing to negligence on the part of the owners in not removing this trade refuse regularly.

Dharavi is intended to be a residential area according to the proposed scheme of the Improvement Trust and a suitable site for these tanneries has been found outside the present limits of Bombay. They must therefore be removed. No valid reasons have been put forward by the owners of these tanneries against the acquisition of their properties. Many of them are perfectly aware of the fact that limitations have been placed on this trade ever since the year 1901 when the late Mr. Harvey was Commissioner. Since then it has been decided not to allow any new tanneries or extensions of existing tanneries in this locality on account of the grossly insanitary conditions under which they are worked. This rule was partially relaxed during the last three years of the war, and temporary licenses for extensions and old disused tanneries were given, as Government were in great need of tanned hides. But these conditions do not now exist and all the temporary licenses are shortly to be withdrawn.

Sanitary control of Hair-dressing saloons and barbers' shops.

In August, a recommendation was made to the Municipal Commissioner (*vide* note H-17-B. of 20th August 1919) to bring "hair cutting or shaving operations carried on as a trade" under sanitary control by including all barbers' shops in Part IV of Schedule M of the City of Bombay Municipal Act :—"There are two classes of barbers' shops, (1) hair cutting and shaving saloons and (2) hamamkhanas, where baths (hot or cold) are provided. A few saloons are satisfactory, but the great majority are not.

On inspection many of the saloons were found in a very dirty condition with tables covered with dirt and dust, shaving brushes and soap receptacles filthy, combs and hair brushes never cleaned, and visitors provided with dirty aprons and towels; wash basins were in a filthy condition, and discharged into dirty buckets, not connected to the drain. No arrangements existed for proper wet sweeping or collection of the hair in covered receptacles.

It is therefore necessary to bring this trade under control by including it, under Clause (1) (d) (i) of section 394 of the City of Bombay Municipal Act, in the trades specified in Part IV of Schedule M.

The conditions necessary with regard to air space, ventilation, light, cleanliness of aprons, towels, &c., sterilization of razors, hair brushes, combs, &c., will be enforced under the license.

As regards hamamkhanas, they are all kept by Mahomedans and are patronized by the same class of people. These hamamkhanas consist of two or three bathing cubicles with dirty and filthy walls and imperfect drainage arrangements. Where these bathing arrangements are so defective as to be dangerous to health or likely to create a nuisance, action will be taken under Section 394 (1) (d) (ii) of the Municipal Act.

Besides the saloons and hamamkhanas, there are itinerant barbers sitting in public streets or moving from house to house. Their towels and aprons are seldom washed and the same cloth is used for months together. It is necessary to bring this class of people under control as well; clean aprons, towels and brushes may be enforced.

In the City of Paris the following rules are enforced :—

That cutting instruments should be washed in a 1 per cent. solution of Carbonate of Soda and wiped with a dry cloth. Brushes, combs and shaving brushes should be freed from accumulated grease each evening by washing them in ammoniated soap-water. Metallic instruments should be passed rapidly through a flame before being used again. Brushes and combs should be kept in a hermetically sealed retainer containing a saucer of 40 per cent. solution of Formalin. Rice powder should be applied only by means of a pad of sterilized cotton wool which should be destroyed at once. Barbers must be forbidden to sharpen their razors by stropping them on the palms of their hands. Regular customers should have their own individual apparatus kept for their use alone.

Syphilis, Farunculosis, Tinea and perhaps Alopecia and other contagious disease of the skin and scalp are not infrequently transmitted at the barbers' shops."

I have therefore to recommend that application should be made to Government to pass a short addition to Part IV of Schedule M to the Municipal Act in the following terms :—

"Hair cutting or shaving operations carried on as a trade, either in hair-dressing saloons, barbers' shops, or on streets or elsewhere."

The recommendation was approved by the Corporation under their Resolution No. 5164 of 25th September 1919 except in regard to itinerant barbers and Government have been requested to undertake the necessary amendment of the Act.

In June 1919, the Corporation requested the Municipal Commissioner to submit proposals for effectively dealing with the nuisance caused by filth and rubbish thrown into the streets from windows of houses abutting on them (Corporation Resolution No. 2282 of 23rd June 1919).

Nuisance of filth and rubbish thrown in streets.

The following note was submitted by the Acting Health Officer :—

"The filthy habit of throwing house-refuse and excreta in the streets and gullies is so ingrained into a certain section of the public of this City, that it has become a second nature to them. It is therefore very difficult to speedily eradicate it altogether, until public opinion becomes educated in this matter, and something like a sanitary conscience is developed among the masses so that each individual will come to realise his duty towards his neighbour.

The cultivation of public opinion in this matter should be taken up by the Press and the various social public bodies, such as the Social Service League, Municipal Reform Association, the New Ward Committees, the Bombay Sanitary Association, &c.

The help of these agencies would be very valuable in eradicating this evil, and the manner in which they can render this help, is by means of lectures, magic lantern demonstrations, and distribution of leaflets.

The co-operation of the public with the Health Department is very necessary in putting a stop to this evil habit. Of course no miracle is to be expected, as an age-long habit of this nature is not easily shaken off, but if the public once begin to understand that the throwing of refuse, in a place not appointed for the purpose, is not only detrimental to their own health and well-being, but that the general sanitation of the City suffers thereby, they will refrain from committing this nuisance.

One way of breaking this pernicious habit and teaching the refractory portion of the public their duty, is to prosecute the offenders under section 372 (e) of the Municipal Act. On and off we have been instituting such proceedings, but they seem to have very little effect in the desired direction. Such offenders, who are principally females, are generally let off very lightly by the Magistrates, and in the case of those persons who throw refuse into the streets and gullies from the upper storeys of houses, it is impossible to catch them and bring the charge home to them. I am not, however, very much in favour of such prosecutions, not only on account of the unsatisfactory results obtained therefrom, but also because the facilities afforded by us to the public for the temporary deposit of house refuse and its subsequent removal, leave much to be desired. The provision of more travelling carts is necessary.

Within recent years we have removed several stationary dust-bin carts that were located in different parts of the City, and substituted travelling carts instead. The stationary carts were causing great nuisance and the substitution of travelling carts in their place is a great improvement. But we want many more carts of this nature than the number at present in use.

The present strength of cart drivers actually working as such is 660, and between them they work 1,277 carts, of which 1,030 are scavenging or wooden carts, and 247 are drain or iron carts. This number includes carts placed on stands as dust-bins, carts yoked daily at the Ward stables, carts in workshops for repairs, and spare carts to replace casualties. The average daily quantity of refuse removed by them from streets, gullies, and 394 stationary dust-bin cart sites is 1,781 cart loads. The actual number of travelling carts out of these is 350. The ordinary dust-bin carts on an average make three trips a day, whereas the average of travelling carts comes to two trips a day. The reason for this is that in the case of dust-bin carts the facilities obtaining in having stationary carts ensures such carts being ready loaded when the empty carts arrive at the sites to replace the loaded ones, and hence no time is lost in loading. In the case of travelling carts these facilities do not obtain, and as the carts have to wait some time before they are loaded, it is not possible for them to make more than an average of two trips.

I have consulted the Conservancy Superintendent in the matter of the additional travelling carts required, and looking to the increase in the population of the City and other conditions such as how far the requirements of the public are met by the existing number of carts, we have come to the conclusion that 250 more travelling carts are required, so as to bring the number to 600. These carts by making an average of two trips daily will remove 1,200 cart loads of refuse, and the remaining quantity can be dealt with by stationary dust-bin carts, making three trips each.

The budgetted strength of cart drivers will therefore require to be increased from 660 to 900, and provision will also have to be made to provide an additional 26 men on motor loading establishment to replace the 26 cart drivers now employed on this work, so that these men can be put to their legitimate work as cart drivers.

There is no necessity to incur any great expenditure in constructing new carts, as the extra travelling carts required can be found by having many of the present iron carts converted into wooden ones, removing certain stationary dust-bin carts which are obviously a source of nuisance, utilizing a greater portion of the spare carts, and expediting repairs at the workshops.

The number of bullocks will however require to be increased. The present strength is 1,027 pairs, but when the number of cart drivers is increased to 900, 900 pairs will be required to be on work daily, and as 170 pairs are required for halalkhore work, this with a 20 per cent. reserve for the 900, would mean a total strength of 1,250 pairs, or say an addition of 250 pairs to the present strength. A corresponding increase in the feed grants and stabling accommodation will be necessary.

Having stated what our duties and obligations should be in regard to this question, it now remains to state what obligations should be imposed by fresh legislation on the owners or occupiers of buildings for the temporary collection of refuse on their premises, and the removal of the same to the travelling or stationary carts. According to Section 367 (1) (a)

of the Municipal Act, the Commissioner has to provide public receptacles for the temporary deposit of dust, ashes, refuse and rubbish in proper and convenient situations, and Section 368 (1) imposes on the occupiers of premises the duty of collecting and depositing the refuse into these public receptacles. That is as it should be. We shall continue to provide these public receptacles both in the shape of stationary dust-bin carts and travelling carts. In other words, the means for the removal of house and street refuse will continue to be our duty.

What is required is the provision of suitable receptacles for the collection of refuse on the premises and the subsequent emptying of the contents of these receptacles into the stationary or travelling Municipal carts. The onus of making these arrangements should be laid on the owner. It should be incumbent upon him to provide proper receptacles in sufficient numbers on each floor of his premises to the satisfaction of the Municipal Commissioner. The Municipal Commissioner will also determine the position of these receptacles and the owner or occupier must employ one or more servants to convey these receptacles to the Municipal carts for the purpose of emptying their contents therein.

Sections 35 and 36 of the Public Health Act England, 1875, give powers to the local authority to demand an ash-pit in a house along with a sufficient water-closet, earth-closet, or privy. Section 35 enacts that no new house should be erected or re-built after it is pulled down to or below the ground floor without providing these conveniences. A new section should be added in our Municipal Act somewhat on the lines of these two sections of the Public Health Act.

This will cause some amount of trouble and expense to the owners and occupiers of buildings, but unless there is some such co-operation on the part of the public with the Health Department, I do not see how this question can be satisfactorily dealt with. It was suggested by one of the Assistant Health Officers that in large buildings, several shoots should be provided so that the tenants of the upper floors could throw the refuse down these shoots, and thus be saved the trouble of bringing the receptacles down on the groundfloor for the purpose of depositing the refuse in the carts. But such shoots can never be kept clean and are sure to cause a good deal of nuisance.

Another suggestion is that in better class houses the kitchen windows should be provided with wire-gauze frames, or the windows should be so constructed that they cannot open outwards. This arrangement exists in houses erected on many of the Improvement Trust estates, and serves the purpose of effectually preventing the servants from throwing the kitchen refuse out of the windows. But to enforce such a requirement in the case of all buildings in the City would be very impracticable. I see no other solution of this question than the one indicated above, viz., the imposition on the owners and occupiers of the duty of providing suitable receptacles in sufficient numbers on each floor of buildings for the temporary deposit of house refuse, and the employment of a sufficient number of servants to empty these receptacles into the Municipal carts. We cannot undertake the duty of providing these receptacles, nor can we supply the men necessary for emptying the contents of the receptacles into our carts.

Whatever the new legislation that may be enacted, it should be made clear that the duty of removing all trade refuse rests with the owners. The Municipality can only undertake the removal of house and street refuse."

The Corporation approved of the proposals for an increase in the number of bullocks and of cart drivers at an estimated cost of Rs. 68,230; and referred the rest for consideration in consultation with the Commissioner and for report to the Special Sanitary Works Committee (Corporation Resolution No. 10296 of 27th November 1919).

During the year Dr. J. A. Turner, C.I.E., M.D., C.M., D.P.H., Executive Health Officer, proceeded on six months' furlough from the 28th April 1919 preparatory to retirement. He was the Executive Health Officer of the Municipality for over eighteen years—from 1st February 1901. The Municipal Corporation recorded their appreciation of his devoted work for the improvement of Public Health and the advancement of sanitation of the City in the following Resolution:—

"That in view of the approaching retirement of Dr. Turner, the Corporation desire to place on record their recognition of his long and arduous services extending over a period of 18 years, and the heavy and very useful work done by him during that period for the improvement of the health of the City. The Corporation also appreciate the very valuable work done by him in connection with the Bombay Sanitary Association, the King George V Anti-Tuberculosis League, the Lady Willingdon Scheme, the Maternity Homes and the Anti-Venereal League, which institutions owe their establishment to a considerable extent to the efforts of Dr. Turner" (Corporation Resolution No. 7935 of 5th February 1919).

Dr. Sorab C. Hormusjee, L.R.C.P., M.R.C.S., M.D., D.P.H., having returned from long leave, was appointed Acting Executive Health Officer and held the appointment (from the 28th April) during the rest of the year, except from the 12th May to the 3rd July when he was on medical leave; during this interval Dr. James Cairns, O.B.E., M.A., M.B., C.M., D.P.H., acting Senior Assistant to the Health Officer, acted as Executive Health Officer.

Dr. James Cairns held the acting appointment of Senior Assistant to the Health Officer from the 31st January to the 11th May, and from the 4th July to the 13th November 1919 when he resigned.

Dr. K. B. Shroff, L.M.&S., D.P.H., D.T.M., assisted in carrying on the duties of the post during the remaining period of the year in addition to his own as Assistant Health Officer A and B Wards. He acted as Junior Assistant to the Health Officer until the 1st May when, as a result of the arrangements under the revised scheme of Assistant and Deputy Health Officers sanctioned by the Corporation, he was posted as Assistant Health Officer A and B Wards; he however continued to assist as Junior Assistant.

Dr. B. K. Goldsmith, Senior Assistant to the Health Officer, who was on medical leave from the 2nd December 1918, having been certified incapacitated for further service retired on 2nd December 1919 and died soon after (on 18th December 1919). He had held the appointment since 15th January 1908 and acted four times as Executive Health Officer during Dr. Turner's absence on leave for a total period of 18 months and 8 days. He was a very capable Officer and did very valuable work which was appreciated by successive Municipal Commissioners. The Department is the poorer for the loss of his services by premature retirement which he did not survive long.

Dr. Joshi, the Municipal Analyst, was on leave from 20th November 1918 till 1st July 1919, and Dr. Nerurkar, Superintendent of Vaccination, acted for Dr. Joshi. The Municipal Laboratory was more than ordinarily busy during the year and much extra work was done during the Cholera epidemic in the earlier months of the year, and in connection with the analysis of sewage for the expert Mr. J. Watson of Birmingham, who came out on request to advise the Corporation on the sewerage of the Island.

Dr. K. Y. Sanzgiri, Assistant Superintendent of Vaccination, acted for Dr. Nerurkar during the latter's deputation until 1st July 1919, when Dr. B. B. Darabsett, L.R.C.P. (Lond.), Deputy Health Officer, was appointed as Superintendent of Vaccination, Dr. Nerurkar having been transferred as Assistant Health Officer in charge of C and D Wards from 2nd July 1919.

Owing to the epidemics of Cholera and Small-pox the work at Arthur Road Hospital was very onerous. Dr. Choksy was assisted by Dr. Nerurkar, and between them they succeeded in treating a very large number of patients efficiently. The staff of the Hospital was augmented and the work of every one, including the nurses and the subordinate staff, is deserving of great praise.

Dr. B. B. Broacha, L.R.C.P.&S., continued his voluntary services for the treatment of eye-complaints among the poor attending Nos. 5, 7 and 8 dispensaries. Dr. Broacha's honorary services are worthy of appreciation, and I would bring them to the notice of the Municipal Commissioner and the Corporation.

The transfer of Mr. S. N. Ranina, G.B.V.C., to the Gardens Department (Zoological Section) as Assistant Superintendent in July 1919, lost to the Health Department the services of a capable Sanitary Inspector whose work in various branches (Veterinary, Malaria and Sanitary) during the last thirty years was of much value and earned the appreciation of the Executive Health Officer.

Mr. Nagindas Jamnadas, the Head Clerk and Accountant, who was on medical leave resumed duty on the 5th May and again proceeded on similar leave on the 4th July and died on the 25th September. He knew his work exceedingly well, and his death was a decided loss to the Department with which he had been associated for about 26 years.

Mr. N. S. Kowshik, Chief Clerk, while on privilege leave from the 5th May, was appointed to act as Assistant Assessor and he joined the appointment on the 31st May, but, on Mr. Nagindas proceeding on leave, was at the request of the Acting Executive Health Officer re-transferred to the Health Department as Office Superintendent—a special temporary appointment which the Municipal Commissioner was pleased to create—with effect from the date Mr. Kowshik took charge of it—from the 4th July. The clerical work of the Head Office was as usual very onerous, but under the able supervision of Mr. Kowshik it was very efficiently performed. In fact Mr. Kowshik's services proved very invaluable, and I have much pleasure in placing on record the value of these services.

PUBLIC HEALTH DEPARTMENT,
MUNICIPAL OFFICES,
Bombay, 27th May 1920.

J. E. SANDILANDS, M.D., D.P.H.,

Executive Health Officer.

Report of the Arthur Road Hospital for the year 1919.

I.—ADMINISTRATION.

1. I was in continuous charge throughout the year. Dr. J. S. Nerurker was good enough to assist me during the cholera and small-pox epidemics up to May.

2. The year opened with the continuance of the cholera epidemic which beginning in December 1919 extended up to end of February. Small-pox becoming evident in January, the patients were taken in at the Maratha Hospital and transferred to this Hospital on the subsidence of cholera. A few cases of influenza were admitted from October. The work of this Hospital was thus practically restricted to three principal diseases only, *viz.*, cholera, small-pox and influenza, cholera forming almost half the total admissions. At the Maratha Hospital, 1,472 patients were treated during the year. The combined work of both the institutions was therefore 3,668 patients compared with 4,531 in 1918. The Maratha Hospital became once again an annexe to Arthur Road inasmuch as from March onwards, all other cases of infectious diseases, excepting the above, were received there.

3. *Staff.*—Additional medical and nursing staff was engaged during the cholera epidemic as stated in the last report: the services of several district nurses were again utilized in order to supplement the same. The menial staff, however, was not so easily available and difficulties are yearly increasing in securing even untrained men and women to work during epidemics. A higher rate of pay is no inducement to them. It would therefore be desirable to extend the system of giving annual retainers to a few selected persons, so as to have a lien on their services in times of epidemics. There does not appear to be any other solution of this ever-increasing difficulty during emergencies like those we have recently passed through. The same system may also be adopted in case of nurses.

II. GENERAL STATISTICS.

4. The total number of admissions during the year was 2,196 as compared with 3,322, 958, 1,864 and 878 during 1918 and the three years preceding. The maximum number of patients in the hospital was 230 on 26th January; the maximum number of cholera patients was 226; the maximum number of small-pox cases was 134 on 12th April. The total number of small-pox patients treated during the year was 682 as compared with 1,508 during 1918; the admissions from cholera numbered 1,103.

5. The following table shows the details of admissions, deaths, recoveries and case-mortality rate during the year:—

Diseases.	Admissions.	Deaths.	Recoveries.	Case-mortality rate per cent.
Small-pox	682	169	513	24.7
Chicken-pox	59	59
Measles	26	26
Cholera	1,103	554	549	50.2
Influenza	77	16	61	20.7
Relapsing Fever	6	3	3	50.0
Diphtheria	1	1	100.0
Observation cases... ..	242	42	200	17.3
Total	2,196	785	1,411	35.7

6. *Military Patients.*—The Military patients treated during the year numbered 64 as compared with 89,78,373 during the previous three years. They comprised the following diseases :—

Diseases.	Admissions.	Deaths.	Recoveries.	Case-mortality rate per cent.
Small-pox	19	1	18	5·2
Chicken-pox	14	14
Measles	7	7
Cholera	11	4	7	36·3
Observation cases	13	1	12	7·6
Total ..	64	6	58	9·3

The fees recoverable from Government for their treatment approximated to Rs. 932-4-0 as compared with Rs. 1,723-8-0 last year.

III.—SMALL-POX.

7. Small-pox cases were transferred to the hospital from the Maratha Hospital at the end of February and thereafter continued to be admitted throughout the year. The admissions in February were 75. There were 171 admissions in March, 158 in April, 106 in May. The epidemic then steadily declined and admissions numbered 55, 42, 18 and 9 during the four following months; from October to December admissions were 15, 11 and 22 respectively.

THE VACCINAL CONDITION OF SMALL-POX PATIENTS.

8. The vaccinated patients numbered 357 as compared with 325 unvaccinated. The mortality-rate among the former was 10·0 per cent and in the latter 40·9 per cent.

The following statement compares the mortality-rate among these two classes of patients during the last eleven years :—

Year.	Vaccinated Patients.		Unvaccinated Patients.	
	Admissions.	Case-mortality rate per cent.	Admissions.	Case-mortality rate per cent.
1909	226	14·1	187	42·2
1910	399	18·0	286	41·9
1911	202	10·8	138	39·8
1912	426	16·9	232	40·5
1913	132	18·1	71	36·6
1914	182	19·2	101	33·6
1915	267	12·3	173	36·9
1916	801	13·7	341	32·3
1917	234	12·3	195	26·6
1918	833	12·4	578	38·5
1919	357	10·0	325	40·9

The mortality among the vaccinated patients was the lowest recorded during the last eleven years; on the other hand, it was very high among the unvaccinated. As usual the unvaccinated Goans contributed almost a third of the total unvaccinated admissions. The mortality rate among them was 43·3 per cent. as compared with 15·3 among those even imperfectly protected in infancy.

Three European and three Parsee patients were admitted; they all recovered. The following table compares the case-mortality rate among all admissions during the last 32 years and strikingly brings out the assured protection afforded by even one primary vaccination during infant life :—

Vaccinated Patients.				Unvaccinated Patients.			
Admissions	Deaths.	Recoveries.	Case-mortality rate per cent.	Admissions.	Deaths.	Recoveries.	Case-mortality rate per cent.
7,107	1,045	6,056	14·7	5,850	2,089	3,761	35·7

THE VACCINAL CONDITION OF CHILDREN UNDER 10 YEARS OF AGE.

9. The total number of children under 10 years of age was 147 among 682 admissions as compared with 274 among 1,411 admissions last year. The unvaccinated children numbered 92, their rate of mortality was 33·6 per cent as compared with 9·4 per cent in the 53 vaccinated. The following statement shows the various age periods and incidence of mortality among them. It further emphasizes the necessity of revaccination in early life, especially among infants primarily vaccinated up-country :—

Periods.	Unvaccinated.				Vaccinated.			
	Nos.	Deaths.	Recoveries.	Case-mortality rate per cent.	Nos.	Deaths.	Recoveries.	Case-mortality rate per cent.
1 to 6 months	9	3	6	33·3
7 to 12 „	11	9	2	81·8	2	1	1	50·0
1 to 5 years	47	15	32	31·9	20	2	18	10·0
6 to 10 „	25	4	21	16·0	31	2	29	6·4
Total	92	31	61	33·6	53	5	48	9·4

10. The annually recurring visitations of small-pox once again invite attention to the enforcement of more stringent measures to keep it out of the City. Since I became connected with the disease in 1888, there has not been a single year when the City has been free from it, and throughout this long period of 32 years severe outbreaks have occurred, originating through importation, conveying the infection to those susceptible either through imperfect primary vaccination or from want of protection at all. Every effort in the prevention of small-pox should therefore be directed to these two classes. As the affection prevails mostly among domestic servants and the labouring classes, all extensive employers of labour should see that their employees are adequately protected. Attention should also be directed to the emigrants coming into the City by rail, steamer or road, and lastly all infants born up-country and brought into the City should be registered and vaccinated at the earliest opportunity after their arrival.

IV.—CHOLERA.

11. The history of the cholera epidemic of 1918-19 was brought up to the end of June 1919 in the last annual report. The epidemic began in early December and was responsible for 396 admissions in the period of only three weeks. There were 711 admissions in January and 262 in February. The three following months showed 5, 12 and 6 admissions respectively. A slight wave of recrudescence was, however, observed during the monsoon months—June recording 20 admissions, July 54, August 25 and September 8. The disease disappeared completely thereafter. The total admissions during the year numbered 1,103 cases, the first

two months of the year alone contributing 973. The epidemic attained unprecedented virulence during the latter end of January. There were 257 admissions within 5 days. The largest number admitted on a single day was 87. The resources of the hospital were strained to the utmost during the last week of January, all the available space was fully taken up and there was no accommodation for fresh admissions. The timely help of Col. Kiddle, A.D.M.S., and Major A. D. Stewart, D.A.D.M.S., saved the situation however and enabled the Municipal organisation to cope with the inrush of patients. They agreed to receive the cases at the Cumballa War Hospital which was in the process of demobilisation then commanded by Lieut. Col. W. W. Prescott, C. M. G. Most of the European patients and all Indian patients for whom no room could be found at Arthur Road were admitted there and the total number thus treated was 265.

12. The fatality among the Arthur Road patients was 508 deaths among 973 cases equivalent to a case mortality rate of 52·2 per cent; it became considerably reduced among 130 patients subsequently treated, as there were only 46 deaths, and the rate was 35·3 p.c., i.e., higher by 3 p.c. than that observed among 327 sporadic cases treated between 1913-1916. The above results therefore tend to corroborate the experience of similar epidemics elsewhere that such virulent outbreaks like those of 1918-1919, take a far heavier toll of life than a series of sporadic cases spread over longer periods. The extent and rapid spread of the outbreak was unprecedented in the annals of Bombay's public health during the last 32 years. Instead of appearing during the rainy season, as it hitherto did, it broke out in the cold weather, following in the wake of a severe epidemic of influenza and it affected all classes of the population. The Arthur Road Hospital treated 31 Parsees, 30 Europeans and Anglo-Indians, 180 Christians, 141 Mahomedans and 1,131 Hindus of all classes. As usual almost all the patients were in varying stages of collapse with complete suppression of urine and the number of early cases in the first stage was infinitesimal.

13. The treatment adopted was the same as in the previous years, viz.—Mercurio Cyanide internally in doses of grain $\frac{1}{10}$ half to four hourly; adrenalin, pituitrin and camphorated oil (20%) subcutaneously. The exhibition of alkalis with or without atropin, and also theobromine sodii-salicylas and other salts of caffeine. Subcutaneous and rectal injections of hypertonic and isotonic saline were almost exclusively resorted to in the absence of facilities for intravenous. Also no alcohol and no milk. Potassium permanganate was not administered as a routine treatment.

14. The patients during 1919 comprised all communities, Hindus were, however, largely preponderating with 778 admissions; there were 153 Christians of all classes, 127 Mahomedans, 23 Europeans and Anglo-Indians and 22 Parsees.

The following statement exhibits the racial incidence of the disease and its fatality:—

Races.	Admissions.	Deaths.	Recoveries	Case-mortality rate per cent.
Europeans and Anglo-Indians	23	8	15	34·7
Parsees	22	8	14	36·3
Christians	153	65	88	42·4
Mahomedans	127	57	70	44·8
Hindus	778	416	362	53·4
TOTAL ...	1,103	554	549	50·2

On comparing the racial data of the last 10 years comprising 3,020 cases the following figures bring out the marked differences in the racial fatality amongst the various communities:—

Races.	Admissions.	Deaths.	Recoveries.	Case-mortality rate per cent.
Parsees	75	21	54	28·0
Europeans and Anglo-Indians ...	58	18	40	31·0
Christians	336	148	190	43·4
Mahomedans	375	178	197	47·4
Hindus	2,171	1,149	1,022	52·9
Jews	5	4	1	80·0
TOTAL ...	3,020	1,516	1,504	50·1

Excluding Jews, Hindus had the heaviest fatality. Mahomedans were almost 5 p.c. lower, Christians 9 p.c. lower, Europeans 21 p.c. and Parsees 24 p.c. These differences are, no doubt, due to better social conditions, physical stamina and greater powers of resistance among them, although most of them too resorted to the hospital in almost the same conditions of collapse, etc., as the former.

15. The above hospital statistics are comparable with those of the Parsee and Cumballa War Hospitals, where cholera patients were treated. At the Parsee Fever Hospital, under Dr. M. D. D. Gilder, M.D. (Lond.), 64 Parsee patients were admitted, of whom 19 died and 45 recovered, their mortality-rate was therefore 29.6 p.c. The Cumballa War Hospital took in 265 patients of whom 127 died and 138 recovered; their mortality was 47.9 p.c.

16. There were reported 2,219 attacks and 1,662 deaths in the City in 1918; the mortality-rate was 74.8 p.c. If the patients treated at the above hospitals are excluded, the rate would be 80.0 p.c. It is not possible to estimate the significance of these data inasmuch as there is no guarantee that all attacks and deaths were at all or even so, reported. It is an undoubted fact that owing to the great reluctance of the people to measures of disinfection, etc., and their social and religious prejudices, the correct death-causes are never likely to be registered in the case of all acute infectious diseases; on the other hand, many milder cases treated in private practice are equally liable to escape notification.

These two conditions have prevailed and will continue to prevail in an oriental city and tend to vitiate the value of all statistical data.

These statistics have therefore a relative and *inter alia* comparative value only. Even then, they exhibit an appallingly high fatality that is not restricted to the lower and labouring classes alone, but affects those in better social position as well. Early recognition of the symptoms, and prompt treatment, so requisite in all acute infections, is a factor that is generally non-existent; much valuable time during which the greatest good could be done to the patient is thus lost, and remedial measures are, more frequently than not, applied too late to be of any real utility. Many a patient is removed to the hospital *in articulo mortis*, the hospital mortality becomes unduly swelled and the hospitals thus incur undeserved odium and cannot therefore be made popular.

V.—INFLUENZA.

17. Influenza cases were unequally divided between this and the Maratha Hospital, inasmuch as there were 77 and 176 admissions respectively. Except during March and April sporadic cases continued to exist throughout the year, indicating that though the epidemic had practically exhausted itself, it had left behind it foci of infection, that under favourable conditions, would once again burst out with full virulence. Included in the above were 48 cases of influenzal broncho-pneumonia and pneumonia of whom 16 died and 32 recovered. The mortality-rate was 33.3 p.c. There was no fatality among 29 cases of simple influenza with mild catarrhal symptoms.

The other diseases, namely, chicken-pox and measles, do not call for any special remarks.

VI.—THE WORK OF THE INFECTIOUS HOSPITALS—1888—1919.

The combined work of the Arthur Road and Maratha Hospitals aggregated to 3,668 admissions in 1919. This year was thus also one of the exceptionally heavy years. The heaviest year within the last 32 years was, however, 1918 with 4,531 admissions; 1898 stood next with 4,319 admissions, followed by 3,626 and 3,615 admissions in 1900 and 1905 respectively. The tabular statement appended to the report for 1918 showed the combined work of the two

hospitals during the period I have been in charge. If the figures for 1919 are added, the total work would be as under :—

Diseases.	1888 to 1918.	1919.	Total.
Small-pox	12,311	798	13,109
Chicken-pox	1,880	148	2,028
Measles	1,152	127	1,279
Cholera	3,371	1,103	4,474
Plague	17,809	189	17,998
Relapsing fever	7,934	458	8,392
Mumps	768	46	814
Whooping cough	98	2	100
Erysipelas	269	3	272
Typhoid fever	53	2	55
Typhus fever	1	...	1
Cerebrot Spinal Meningitis	34	12	46
Scarlet fever	2	...	2
Diphtheria	6	1	7
Encephalitis Lethargica	...	5	5
Chiggre	349	...	349
Influenza	1,520	258	1,778
General Diseases	7,083	516	7,599
Total	54,640	3,668	58,308

In conclusion I would once again commend the arduous and excellent work of the permanent staff of the hospital on whom the first heavy brunt of every epidemic naturally falls, and to whom the years 1918 and 1919 have been years of extremely strenuous work. Mrs. Baker, the Senior Nurse, and Miss Mullen and Mr. Patel, as also the Resident Hospital Assistant Mr. Bhawsar, Hospital Assistant Mr. Trivedi, the Store Clerk Mr. Noronha and Mr. Kale, the compounder, have been unremitting in their efforts and have done splendidly throughout these trying times.

BOMBAY, ARTHUR ROAD HOSPITAL,
22nd March 1920.

N. H. CHOKSY, M.D., F.C.P.S.,
Assistant Health Officer.

Report of the Maratha Plague Hospital for the year 1919.

I.—ADMINISTRATION.

SERVANTS OF INDIA SOCIETY'S
BRANCH LIBRARY
BOMBAY

1. I was in continuous charge throughout the year.
2. Additional nursing and menial staff had to be engaged during the early part of the year owing to increase in the number of patients.
3. The hospital was once again utilised as an annexe of the Arthur Road Hospital, inasmuch as during the epidemics of cholera and small-pox all infectious diseases other than those had to be treated there. Small-pox cases were admitted during January and February only; and subsequently plague, relapsing fever, measles, chicken-pox and influenza. Relapsing fever that had become extinct as an epidemic since 1910, reappeared and contributed 452 admissions. Five cases of encephalitis lethargica were also observed. Influenzal pneumonia persisted in sporadic form throughout the greater part of the year.

II.—GENERAL STATISTICS.

4. The total number of admissions was 1,472 as compared with 1,198 and 797 during the previous two years respectively.
5. The principal admissions were from relapsing fever, 452 cases; plague, 189; influenza pneumonia, 176; small-pox, 116; measles, 101, chicken-pox, 89; and mumps, 46.
6. The subjoined statement shows the admissions, deaths, recoveries and mortality-rate among the above:—

Diseases.	Admissions.	Deaths.	Recoveries.	Case mortality-rate per cent.
Plague	189	145	44	76·7
Relapsing Fever	452	142	310	31·4
Influenzal Pneumonia	176	91	85	51·7
Small-pox	116	26	90	22·4
Measles	101	11	90	10·8
Chicken-pox	89	1	88	1·1
Mumps	46	..	46
Cerebro-Spinal Meningitis	10	9	1	90·0
Encephalitis Lethargica	5	..	5
Influenza	5	..	5
Erysipelas	3	1	2	33·3
Whooping cough	2	..	2
Typhoid fever	2	2	100·0
Observation cases	276	86	190	30·7
Total ..	1,472	514	958	35·6

7. *Military Patients* :—Troops, followers and others numbering 82 suffering from acute infectious diseases were treated during the year as compared with 322 in 1918.

The following statement shows the usual details :—

Diseases.	Admissions.	Deaths.	Recoveries.	Case mortality-rate per cent.
Small-pox	3	...	3	...
Chicken-pox	31	...	31	...
Measles... ..	7	...	7	...
Plague	4	3	1	75.0
Relapsing fever	1	...	1	...
Mumps... ..	24	...	24	...
Influenzal Pneumonia... ..	4	1	3	25.0
Cerebro-spinal meningitis	3	2	1	66.6
Erysipelas	1	...	1	...
Observations cases and contacts	4	...	4	...
Total	82	6	76	7.3

The charges recoverable from Government for their treatment approximated to Rs. 1,874-12 as compared with Rs. 8,350 in 1918.

8. Patients suffering from general diseases, admitted under observation as suspicious cases of infectious diseases, numbered 276, 86 of whom died and 190 recovered ; their mortality-rate was therefore 30.7 per cent.

9. *Plague* :—Admissions from plague declined to 189, as contrasted with 328 in 1918 ; the lowest admissions hitherto recorded since the outbreak of plague in 1896, were 135 in 1915 ; there was, however, a considerable increase from 1916 to 1918, as shown by 411, 476 and 328 admissions respectively. No special features characterised the last epidemic ; it was of the usual bubonic type. The case mortality-rate was 76.7 per cent. as compared with 80.1 during the year previous.

10. *Relapsing fever* :—This affection prevailing in epidemic form in Bombay from 1897 to 1910 and contributing 7,900 cases, had almost entirely disappeared, except for a few sporadic cases in 1911, and some imported cases among troops and followers from Mesopotamia in 1917 and 1918. It reappeared during the year as an aftermath of the famine. Cases began to be noticed in February ; since when there was a continuous stream of admissions throughout the year, aggregating 452 patients. Both typhus and relapsing fever, as pointed out by Nuttall "occur under like conditions, viz.,—personal filth, and squalor : close personal contact through over-crowding and continuous wearing of clothing day and night, for weeks and months." These conditions markedly co-existed among the shoe-makers from the United Provinces, who formed the great majority of patients. Their mode of life, their poverty and poor physique—almost half-starved—together the filth with which they are surrounded day and night in their dark, ill-ventilated and overcrowded shops, provided not only a suitable nidus for the propagation and extension of the disease, but exalted the virulence of the infection and contributed to its high fatality among them. Other causes were neglect during the first attack with almost continuous work till the crisis and absence of rest and all medical aid.

11. The early observations on the role of *pediculus humanus* as the carrier of the *spirochæta recurrentis* by Mackie and others have been amply confirmed by subsequent observers ; it is however generally recognised that the lice do not convey relapsing fever by their bites and that infection takes place through the lice being crushed upon the skin which is generally excoriated by self-inflicted scratches of the individual harbouring them. The infectious material may moreover be carried by the fingers to the nose and eye and it has been demonstrated experimentally that the *spirochæta* is capable of invading the system through intact mucous membrane. The present writer has observed one case, that of a medical man who had been infected through drinking from a cup used by his relapsing fever patient. Hospital sweepers who have to wash the soiled linen and bedding of patients are liable to infection and four such cases were noted during the year, one of which proved fatal. Doctors, nurses and attendants, engaged in maternity work, often get infected through delivering relapsing fever patients, who generally abort or have premature labour. One lady doctor and two nurses are known to have been thus infected during this epidemic.

The malignant type of the disease with a typical temperature, grave jaundice and semi-conscious state was noted in 25 cases. Bacteriological examination of the blood by Dr. R. Row, proved negative in almost all cases, except one or two, wherein spirochetes of a larger size than ordinary were detected. Such cases were also observed in the previous epidemic and considerably influenced its fatality owing to their high mortality-rate of almost cent per cent.

12. *Relapses.*—The occurrence of relapses is variable as shown by the fact that among 310 cases who recovered, there was no relapse in 176 (56·8 p. c.); an abortive relapse in 15 (4·8 p. c.); one relapse in 100 (32·2 p. c.); two relapses in 14 (4·5 p. c.); and 3 relapses in 5 cases (1·6 p. c.). It is not possible to estimate the probable number of relapses among 182 who died, inasmuch as 117 deaths occurred after the primary attack and before a relapse became due; there were 21 deaths, however, after one relapse and 4 deaths after two relapses.

Relapses may occur as early as the fifth day after the crisis, and as late as the 17th or 19th day: the average apyrexial interval varying from a week to 12 days. In six cases, double relapses were observed with a day's interval in between reminding one of African tick fever.

13. *Complications.*—The following complications were observed among 452 admissions:—pneumonia 90 cases (19·9 p. c.); diarrhoea 70 (15·4 p. c.); abortion and premature labour 20 (4·4 p. c.); parotitis 5 (1·1 p. c.); epistaxis 10 (2·2 p. c.); subconjunctival hæmorrhage 7 (1·5 p. c.); hæmaturia 1, hæmoptysis 1, melaena and hæmaturia 1, subconjunctival with epistaxis and hæmaturia 1; keratitis 4; irido-cyclitis 4, otitis 4, relapsing fever with acute malaria 2; and phthisis 20 cases. The incidence of pneumonia was higher than in previous epidemics and in several cases it was suspected that the patients had either a simultaneous infection of influenzal pneumonia or that a dormant focus left over after an attack had become activated during the course of the spirochetal infection.

14. *Death Causes.*—The immediate death causes were distributed as under:—Cardiac failure after crisis, during an attack or a relapse, 72; pneumonia, 24; malignant cases, 25; diarrhoea, 17; and marasmus and exhaustion during convalescence, 4.

15. *Treatment.*—It was not found feasible to adopt the special treatment for the disease during the initial attack, inasmuch as most of the patients were admitted on the fifth or sixth day of illness when crisis was impending, whilst others came in after it. Nor could the treatment have been of any value in aborting a relapse, inasmuch as in 56 p. c. of cases who recovered, there was no relapse. Even when relapses do occur it is practically impossible to forecast their duration or gravity—the former varied from two to five days, but rarely longer.

And further, considering the extremely debilitated state of the patients, with a low, feeble circulation, the exhibition of any specific treatment like salvarsan is not unattended with serious risks. The proper time to apply the treatment is from the first to the third day, which rapidly brings on a crisis, and this cuts short the attack—a desideratum that is extremely rare in the course of Indian hospital practice.

THE TREATMENT OF PLAGUE BY COLLOIDAL PREPARATIONS.

16. Further observations were conducted during the epidemic and 92 patients were treated with injections of colossal iodine. The total admissions from this disease were 189, of whom 97 were not treated either because they were too far advanced or had passed over the most acute phase of the disease: there were 85 deaths and only 12 recoveries among them. The rate of mortality was 87·6 p. c. There occurred 60 deaths and 32 recoveries among the 92 treated cases, the mortality-rate was 65·2 p. c. These observations have now extended over three epidemic periods, comprising 387 cases, with 250 deaths and 137 recoveries, equivalent to a case-mortality rate of 64·6 p. c.; about half the number were treated with colossal iodine, *i. e.* 198, with 123 deaths and 75 recoveries (mortality-rate 62·1 p. c.). The results from the use of other colloidal preparations, such as those of mercury, silver, etc., have not been so encouraging. On the whole it may be concluded that subcutaneous injections of 10 c. c. of colossal iodine given daily in the neighbourhood of buboes, are not irritant and have a hardening effect on them, in sterile cases only; and that they no doubt tend to ensure a higher rate of recovery than in cases left to nature alone.

INFLUENZAL PNEUMONIA.

17. Influenzal pneumonia was responsible for 176 admissions with a fatality of 51·7 p. c. Most of the cases were in the advanced stage of illness, either neglected or uncared for at home, or trying to attend to their work in order to make a living until total breakdown.

ENCEPHALITIS LETHARGICA

18. There were five admissions from this disease which has lately come into prominence after the influenza pandemic. It has yet to be determined whether the affection is a distinct entity or a variety of influenza with exaltation of the virulence of the organism, and its invasion of the cerebral centres. One case came fully developed and in two others the progressive development of facial and other paresis could be studied after admission. All the cases recovered, convalescence being prolonged in those with paralysis of the extremities.

The work of the hospital staff was more arduous than in the previous years and they worked with zeal and assiduity; the nursing and the subordinate staff sparing no pains in the discharge of their duties.

MARATHA PLAGUE HOSPITAL,
14th April 1920.

N. H. CHOKSY, M.D., F.C.P.S.,
Assistant Health Officer,
In Charge Maratha Plague Hospital.

Report of work done in the Municipal Laboratory during 1919.

I have the honour to submit the report of the work done in the Municipal Laboratory during the year 1919.

During my enforced absence on leave owing to illness Dr. J. S. Nerurker acted for me up to 2nd July 1919 when I resumed my duties as Municipal Analyst.

Total number of samples examined.

5,986 samples were examined, 2,316 chemically and 3,670 bacteriologically (examination of each kind of microbe being reckoned as one sample, as usual) showing a decrease of 400 samples over those examined during the corresponding period of 1918.

Chemical.

2,316 samples were examined chemically out of which 51 were in connection with Research work.

Food Stuffs.

828 samples were examined in this connection as shown in the subjoined statement,

Substance.	Genuine.	Fair.	Doubtful purity.	Not genuine.	Fit for human consumption.	Unfit for human consumption.	Total
Milk	219	...	7	507	733*
Ghee	18	1	19
Tinned cheese	3	2
Bread	...	1	1
Flour	...	2	2
Oil	28	28
Melted fat	1	1
Rice	1	1
Lemonade	1	1
Gingerale	1	1
Butter	86	86
Sugar	2	1	3
Total	801	3	7	508	2	7	828

* Includes cow's and skimmed milk.

Waters.

224 samples of waters were examined as shown below :—

Waters.	For potable purposes.				Total.
	Fit.	Fair.	Suspicious.	Unfit.	
Public Waters	207	207
Tap Waters	9	9
Well Waters	1	1	1	4	7
Stored Tank Waters	1	1
Total	218	1	1	4	224

Drugs.

- 1 sample of glycerine was examined for its impurities.
 1 sample of chloroform was examined for its purity.
 1 sample of oil turpentine was examined for its purity.

Sewage.

734 samples were examined in connection with special sewage work from Love Grove Pumping Station.

Mill Effluents.

57 samples were examined chemically in connection with the sewage work.

Detritus.

1 sample of detritus was examined in this connection.

Miscellaneous.

- 1 sample of fat for colouring purposes.
 1 sample of murum for the percentage of iron.
 1 sample of white paint for the percentage of lime.
 10 samples of water for the estimation of available chlorine.
 3 samples of lime for the percentage of lime.
 1 sample of oil lubricating for the presence of petroleum.
 2 samples of pig lead for the percentage of pure lead.
 1 sample of vaseline soft for its purity.
 1 sample of milk preservatives to ascertain the substance.

Samples for Diagnostic Purposes.

448 samples of urine were examined in this connection.

Milk for Legal Purposes.

722 samples of milk were examined chemically for legal purposes; of which 498 were found to be not genuine, giving a percentage of about 69 for adulterated samples. Legal proceedings were taken in 454 cases, the details of which are as follows:—

Wards.	Number of cases.			Total.	Fines.		Total.
	Successful.	Withdrawn.	Pending.		Highest.	Lowest.	
Asst. Health Officer, A and B Wards.	52	3	2	57	Rs. 100	Rs. 1	Rs. 921
Deputy Health Officer, B ..	53	53	50	2	1,033
Asst. ,, ,, C and D.	52	13	...	65	50	1	785
Deputy ,, ,, D ...	48	1	2	51	75	1	1,243
Asst. ,, ,, E ...	63	20	7	90	100	1	1,865
" ,, ,, F ...	56	11	3	70	100	7	2,104
" ,, ,, G ...	62	1	5	68	100	8	2,637
Total ...	386	49	19	454	TOTAL	Rs.	10,588

Special Work.

I. *Butter.*—The research work in connection with butter and ghee was resumed after my return from long leave, but was again interrupted owing to the special examination of sewage.

II. *Bombay Sewage.*—Since the early part of September special work in connection with the analysis of sewage has been undertaken. 734 samples of sewage and 57 samples of mill effluents were analysed during the period under review and the results have been forwarded to the Executive Engineer through the Health Officer. The daily samples were taken *every hour* at the Love Grove Pumping Station and examined at the Laboratory. The entire work was preliminary to the visit of the sewage expert, Mr. J. D. Watson of Birmingham. This is the first occasion on which such a thorough and elaborate examination of Bombay sewage has been undertaken and the results are expected to be of much practical use and of scientific interest. The work is being continued at the time of writing.

The Laboratory Staff.

Laboratory Staff.—The special examination of sewage involved long hours and attendance on Sundays and Holidays as well, besides the nature of the work has been far from pleasant or healthy. I am glad to state, however, that the entire staff worked ungrudgingly, willingly and harmoniously. In this connection special mention must be made of the excellent work done by my Senior Laboratory Assistant, Mr. S. V. Gupte, and the Laboratory clerk, Mr. A. G. Nadkarni.

LAMUEL L. JOSHI, M. D., B.Sc., etc.,

Municipal Laboratory, Bombay,
4th February 1920.

Municipal Analyst.

I.

Statement showing the samples of milk examined during the year 1919.

Received from	Genuine.	Doubtful purity.	Not genuine.	Total.
Assistant Health Officer, A and B Wards ...	76	1	63	140
Deputy " " B Ward... ..	14	1	65	80
Assistant " " C and D Wards ...	24	2	69	95
Deputy " " D Ward... ..	33	1	55	89
Assistant " " E "	49	...	94	143
" " " F "	11	2	66	79
" " " G "	8	...	77	85
Special Assistant Health Officer, Arthur Road Hospital	1	1
Private	4	...	16	20
Municipal Maternity Home	1	1
Total ...	219	7	507	733

Statement showing the samples of ghee examined during the year 1919.

II.

Received from	Genuine.	Not genuine.	Total.
Municipal Analyst	15	...	15
Assistant Health Officer, C and D Wards ...	1	...	1
" " " G Ward	1	...	1
" " " A and B Wards	1	1
Private	1	...	1
Total ...	18	1	19

Statement showing the samples of water examined bacteriologically during the year 1919.

Received from	Public water supply.						Tap waters.			Total.
	Microbes per c. c.	Lactose fermenters.	B. coli (Hous-ton's).	B. E. Sporogones.	Cholera vibrio.	Streptococci.	B. Typhous.	Cholera.	Diphtheria.	
Municipal Analyst	149	149	149	149	297	149	..	66	..	1,108
Assistant Health Officer, A and B Wards..	26	48	1	75
Do. do. C " D "	21	19	..	40
Do. do. E Ward	38	13	..	51
Do. do. F "	4	22✓	..	26
Do. do. G "	9	12✓	..	21
Total ..	149	149	149	149	297	149	98	180	1	1,321

✓=Includes 5 samples of well waters.

Statement of the results of bacteriological examination of Bombay waters during the year 1919.

Enumeration of Microbes per c.c.	Lactose Fermenters.		B. Coli (Houston's).		B. E. Sporogenes.		Cholera Vibrio.		Streptococci.		
	II	I	II	I	II	I	II	I	II	I	II
149	149	149	149	149	149	149	Nil.	297	Nil.	149	Nil.
149	149	149	149	149	149	149	Nil.	297	Nil.	149	Nil.

✓.=Were looked for in various dilutions ranging from 0.01 cc. to 50 cc.

I.=Total number of samples examined.

II.=Total number of samples in which the same were detected.

Statement showing the number of well and storage tank waters examined during the year 1919.

No.	Received from	Situated at	Opinion as to potability.
<i>Well Waters.</i>			
1	Malaria Inspector, E Ward ...	No. 8-15, Parel Road (Dr. Masina's land).	Unfit.
2	" " G " ...	No. 973-74, Portuguese Church Street, Bantai, Dadar.	"
3	" " G " ...	No. 16, Cadell Street, Beach Bungalow.	Fit.
4	Assistant Health Officer, A Ward.	No. 2, Karwar Street	Fair.
5	Dr. P. R. Lentin A " ...	Dadar	Unfit.
6	Malaria Inspector, C Ward ...	No. 3, Hanuman Lane	"
7	" " C " ...	No. 147, Bhuleshwar Road	Suspicious.
<i>Storage Tank Water.</i>			
8	Assistant Health Officer, A Ward.	Gourgey's Flat, Fort	Fit
<i>Reservoir Water (Tap Water).</i>			
9	Assistant Health Officer, E Ward.	Alexandra Terrace, Byculla	Fit.
10	" " " " ...	Do. do.	"
11	" " " " ...	Do. do.	"
12	The Hydraulic Engineer ...	Malabar Hill Reservoir	"
13	" " " " ...	Do. do.	"

STATEMENT SHOWING THE SAMPLES EXAMINED CHEMICALLY DURING THE YEAR 1919.

Received from	Urine.	MILK.	Bombay Water.	Ghee.	Storage Tank Water.	Tinned Cheese.	Well Water.	Chloroform.	Murum.	Bread.	Flour.	Oil.	Paint.	Tap Water.	Bombay Water for the estimation of chlorine.	Glycerine.	Lime.	Oil Lubricating.	Melted Fat.	Fat for colouring.	Oil Turpentine.	Rice.	Milk Effluents.	Sewage Water.	Lemonade.	Gingerale.	Detritus.	Sugar.	Pig Lead.	Vaseline.	Butter.	Milk Preservative.	Total.
Health Officer								1						1								1										8	
Municipal Analyst			113	15																												133	
Hydraulic Engineer			94											2	10																	106	
Executive Engineer									1				1				2															4	
Assistant Engineer																	1															1	
Mechanical Engineer																							733									733	
Superintendent of Licenses																		1														1	
Storekeeper												28																	2			30	
Conservancy Superintendent																			1										1			2	
Special Assistant Health Officer, Arthur Ed. Hospital.	2	1														1					1											5	
Honorary Secretary, Leper Asylum																												1				1	
Senior Assistant Health Officer																										1						1	
Assistant Health Officer, A Ward		140			1	2	1																						9			153	
" " " B		1	80		1																							2				84	
" " " C		5	95		1		2																									109	
" " " D			89											1									4								4		98
" " " E		4	143				1			1	1			4					1				12							8	1	176	
" " " F			70																						1	1				2		83	
" " " G			85		1		2							1									20	1						2		121	
Officer, Municipal Maternity Home		4	1																													5	
Superintendent, Victoria Garden		1									1																					2	
Chief Inspector, Drainage																							12									12	
Private	431	20		1		1																										453	
GRAND TOTAL	448	733	207	10	1	2	7	1	1	1	2	28	1	9	10	1	3	1	1	1	1	1	57	784	1	1	1	8	2	1	36	1	2,316

Statement showing the samples examined bacteriologically during the year 1919.

Received from	Water.			Milk.			stool.	Blood.				Sputum.																		TOTAL.			
	Cholera.	Typhoid.	Diphtheria.	B. Typhosus.	Cholera.	Diphtheria.	Cholera.	Microscopic examination.	Malaria.	Relapsing fever.	Widal's reaction.	Stra.	Piroplasmosis.																		Tubercle Bacilli.	Faerucococci.	Pus for Anti-Toxin.
Health Officer	31
Municipal Analyst	1016	1,017
Mechanical Engineer	5
Hydraulic Engineer	94	94
Superintendent of Vaccination	658
Special Assistant Health Officer, Arthur Road and M. Hospitals	720	..	291	291	34	1,326
Senior Veterinary Inspector	1	2	3	4	10
Assistant Health Officer, A and B Wards	48	26	1	12	8	2	8	..	50	39	190
" " " C " D " 	19	21	..	17	9	11	9	1	87
" " " B Ward 	13	38	..	25	2	8	13	100
" " " F " 	22	4	..	3	2	2	33
" " " G " 	12	9	..	8	2	..	1	..	4	2	1	..	4	3	1	1	49
Private	2	1	2	..	2	42	1	..	10	60
Total	114	98	1	65	21	2	726	1	868	358	3	1	2	45	4	34	25	658	10	5	1	2	1	1	1110	4	3	1	3	3	..	3,670	

The Annual Report of the Superintendent of Vaccination for the year 1919.

I took charge of this office on the 2nd July 1919; prior to that Dr. K. Y. Sanzgiri was working as acting Superintendent.

The Establishment consists of the Superintendent, Assistant Superintendent, 10 Vaccinators, 5 Clerks, 17 Karkoons, 3 Peons and 15 Coolies.

Establishment.

The following statement gives the number of persons primarily vaccinated and re-vaccinated during 1919 and preceding nine years, with the number of persons successful and the percentage of success :—

Vaccine operations with results during 1910-1919.

YEAR.	Primary Vaccinations.			Re-vaccinations.			Total Number of persons vaccinated.		
	Number of persons vaccinated.	Number successful.	Percentage of success.	Number of persons re-vaccinated.	Number successful.	Percentage of success.	Number of persons vaccinated and re-vaccinated.	Number successful.	Percentage of success.
1910	17,366	15,371	88.56	23,600	70	.30	40,966	15,441	37.70
1911	19,812	17,819	89.27	18,786	86	.46	38,598	17,905	47.00
1912	20,946	18,876	90.15	17,094	201	1.18	38,040	19,079	50.15
1913	20,877	18,559	88.90	15,189	63	.41	36,066	18,622	51.62
1914	20,207	17,704	87.61	12,243	63	.51	32,450	17,767	54.75
1915	19,721	17,831	90.42	10,116	41	.41	29,837	17,872	59.90
1916	19,215	16,529	86.02	31,746	8	.03	50,961	16,537	32.45
1917	18,958	17,380	91.41	19,659	4	.02	38,617	17,384	44.89
1918	18,100	16,036	88.59	45,171	42	.09	63,271	16,078	25.41
1919	14,669	12,820	87.39	16,949	12	.04	31,618	12,832	40.58

It will be observed that the total number of persons operated upon during the year was 31,618 against 63,271 in 1918 of which 14,669 were primary vaccinations being 3,431 less than in 1918 and 16,949 were re-vaccinations being 28,222 less than in 1918. Out of the primary vaccinations 8,315 were Bombay-born and 6,354 out-born compared with 10,935 and 7,165 respectively in the last year.

Of the primary vaccinations 12,820 were successful, the percentage of success being 87.39. This, however, is raised to 97.10 if 1,466 "Unknown" cases be left out. Of the re-vaccinations 12 were successful, yielding a percentage of .04 which, however, is raised to 35.29 if 16,915 "Unknown" cases be excluded. Calculated on the total number of persons vaccinated the percentage of success works out to 40.58.

3. The following table shows the results in Primary Vaccinations by age periods :—

Under 1 year.			Between 1 and 6 years.			Above 6 years.			Total results.			Total operations.
Successful.	Unsuccessful.	Unknown.	Successful.	Unsuccessful.	Unknown.	Successful.	Unsuccessful.	Unknown.	Successful.	Unsuccessful.	Unknown.	
10,628	864	1,077	2,148	72	856	49	1	84	12,820	487	1,466	14,723
Ratio per mille of population 19.85									Ratio per mille of population 18.09			

Primary vaccination results by age-periods.

Vaccination by others than the vaccination staff

4. The subjoined table shows the vaccinations performed by Private Medical Practitioners, the District Registrars of the Health Department and the Medical Officers in charge of the two Jails and the Colaba Lunatic Asylum :—

	Primary Vaccinations.							Re-vaccinations.		
	Males.	Females.	Total.	Successful.			Unknown.	Total.	Successful.	Unknown.
				Under 1 year.	1 to 6 years.	All ages.				
District Registrars
P. M. Practitioners	13	8	1
The two Jails
Colaba Lunatic Asylum.

Inspection of Vaccination.

5. Table showing the particulars of Primary and Re-vaccinations verified by Inspecting Officers :—

Total number of persons vaccinated.	Total number inspected.				Percentage of inspection to total number vaccinated.				Percentage of cases found successful to total number inspected.				Percentage of success reported by the Vaccinators.				
	By the Superintendent.		By the Asstt. Supdt. and the Head Vaccinator.		By the Superintendent.		By the Asstt. Supdt. and the Head Vaccinator.		By the Superintendent.		By the Asstt. Supdt. and the Head Vaccinator.						
P.	R.	P.	R.	P.	R.	P.	R.	P.	R.	P.	R.	P.	R.	P.	R.		
14,669	16,949	S. F. (2,172+46) = 2,218	...	S. F. (5,163+148) = 5,311	...	S. F. (18+82) = 100	...	15.18	...	36.18	30	97.88	...	97.21	86.00	87.39	.04

Heifers inoculated, scraped for emulsion.

6. The table below shows by months number of calves inoculated and the number rejected after inoculation owing to sickness as also the number of calves scraped for emulsion during the year and the number used for calf-to-arm-vaccination :—

Heifers.	January.	February.	March.	April.	May.	June.	July.	August.	September.	October.	November.	December.	Total.
Number inoculated...	47	34	40	36	40	36	48	51	36	32	38	39	472
Number successful ...	47	34	39	36	40	36	42	50	35	28	28	34	449
Number unsuccessful	3	1	...	4
Number rejected after inoculation owing to sickness	1	6	1	1	1	4	5	19
Number inoculated for emulsion ...	21	17	22	19	22	23	33	40	23	10	8	19	256
Number inoculated for calf-to-arm vaccination ...	26	17	18	17	18	14	15	11	13	22	25	20	216

Proceeds from the sale of lymph and from other sources.

7. The following statement shows the proceeds from the sale of lymph the fees realized from vaccination at private places, etc., during the year under report :—

Amount realized by the sale of lymph.	Municipal moiety of the fees from private vaccination.	Municipal fee (moiety only) for vaccination instruction to Medical Students.	Municipal fee for giving vaccination extracts, &c.	Total.
Rs. a. p.	Rs. a. p.	Rs. a. p.	Rs. a. p.	Rs. a. p.
8,817 2 0	858 0 0	735 0 0	108 0 0	10,518 2 0

8. The cost of each successful operation including all charges was Rs. 2-10-11 against Rs. 2-4-6 in the preceding year; if the amount realized by the sale of lymph by fees for private vaccination, etc. (Rs. 10,518-2-0) be deducted from the total expenditure, the cost works out Rs. 1-13-9 against Rs. 1-2-11 for the last year. Cost of single operation.

9. If calculated on the total number of Vaccine Operations the cost of each operation after deducting the proceeds from the sale of lymph from private vaccination, etc., comes to Re. 0-12-1 against Re. 0-4-10 for the last year.

10. During the year under report 135 certificates of postponement of Vaccination of children were granted. Postponement certificates.

11. There was no prosecution during the year either for neglect of vaccination or for neglect of inspection of the result. Prosecution under Vaccination Act.

12. The following table shows the different kinds of lymph used, the operations done with each kind, and the comparative results obtained during the year 1919 :— Work done with different kinds of lymph.

Kind of lymph.	Number of operations.		Successful cases excluding the "Unknown."		"Unknown" cases.		Percentage of success excluding the "Unknown."	
	P.	R.	P.	R.	P.	R.	P.	R.
(a) Human
(b) Animal	7,764	2,202	7,075	7	619	2,188	99-02	50-00
(c) Glycerinated	6,959	14,747	5,745	5	847	14,727	93-99	25-00
	14,723	16,949	12,820	12	1,466	16,915	96-70	85-00

13. 248 Calves were scraped for lymph; the total amount of scraping came up to 19,568 grains or 79 grains per calf. Lymph.

The lymph was submitted to the Municipal Analyst for Bacteriological examination for extraneous micro-organisms. These were not detected in any examination.

14. During the year under report 12 Military medical pupils, 113 Civil and medical and 22 other students attended the different Public Vaccine Stations. Instructional Vaccination

15. The total number of deaths reported from Small-pox was 780 against 1,024 in the year preceding. Small-pox.

Out of these 194 infants died under one year. Their vaccinal condition was as follows :—

	1-30 days.	1-6 months.	7-12 months.	Total.
Vaccinated
Unvaccinated	1	56	91	148
Unknown	10	36	46
Total	1	66	127	194

16. The number of Pilgrims who left Bombay for the Haj during this year was 9,218; of these 9,001 were vaccinated in Bombay before embarkation, i.e., 97-54 per cent.

The following table shows the number of males and females and the number of Primary Vaccinations and Re-vaccinations performed amongst the pilgrims by Special Staff engaged for this work :—

	Males.	Females.	Total.
Primary vaccinations	21	25	46
Re-vaccinations	6,978	1,977	8,955
Total	6,999	2,002	9,001

Ill-effects by vaccination.

17. No serious ill-effects following vaccination were observed or brought to notice during the year.

Vaccination in Bandra and Kurla.

18. The following table shows the vaccination work done in Bandra and Kurla Circles in 1919 compared with that done in 1918 :—

Vaccination Circles.	Population according to Census of 1911.	Year.	Children successfully vaccinated.		Children available for vaccination.	Persons primarily vaccinated.	Persons re-vaccinated.	Total number of persons operated upon.
			Under 1 year.	Under 6 years.				
Bandra	24,286 {	1918	148	73	532	389	618	1,002
		1919	121	33	512	328	27	250
Kurla	15,081 {	1918	38	9	314	105	1	106
		1919	49	17	321	92	...	92

B. B. DARABSETT, L.R.C.P. (London),

Superintendent of Vaccination,

BOMBAY, 12th April 1920.

Bombay.

Meteorological Data (Government Observatory, Colaba), Latitude $18^{\circ}-53'-36''$, North, Longitude $72^{\circ}-48'-56''$, East.

MONTHS.	BAROMETER			READING OF THERMOMETER.				Mean Maximum Solar Radiation.	Difference between Dew-point Temperature and Mean Air Temperature.	Degree of Humidity, complete saturation being 100.	Prevailing Direction of Wind.	RAINFALL.		
	Mean Daily Readings.	Maximum.	Minimum.	Mean Daily Range.	Mean Daily Value.	Number of Days on which Rain fell.	Total Fall of Rain during the Month.					Maximum Fall of Rain.		
1918.	In.	°	°	°	°	°	°	°	°	In.	In.			
January	29.950	83.1	63.2	10.2	75.3	124.6	11.3	69	N. N. W.	1	0.11	0.11		
February	29.932	81.8	64.5	10.0	75.0	124.9	10.3	71	N. N. W.		
March	29.911	87.3	71.1	9.1	78.3	126.4	8.7	75	N. W.		
April	29.818	88.8	75.0	8.9	82.3	129.4	9.1	75	N. W.		
May	29.772	91.1	78.4	7.6	85.6	132.1	9.4	74	W. N. W.		
June	29.669	91.0	76.0	5.1	83.9	122.0	6.4	81	W. S. W.	20	28.35	8.74		
July	29.653	86.5	76.0	4.7	81.7	118.9	4.8	85	W. S. W.	30	24.49	5.68		
August	29.716	84.2	76.0	3.7	80.4	117.6	4.7	86	W. S. W.	30	10.63	1.53		
September	29.777	86.7	77.0	5.8	81.4	124.0	5.5	84	W.	19	8.16	1.98		
October	29.835	91.5	74.9	3.2	82.7	129.8	8.3	77	N. N. W.	4	1.40	0.72		
November	29.839	89.1	70.2	8.9	81.3	129.9	10.1	72	N.	2	0.13	0.17		
December	29.915	88.8	62.5	11.0	77.1	126.3	12.3	67	N.		

TABLE showing the Population and the Number of Births and the Birth-rate by Sex and Section in 1919.

Ward.	Section.	3			4			5			6	7	8	9		
		Population according to the Census of 1911.			Number of Births registered.			Ratio of Births per 1,000 of Population.			Number of male births to 100 female births.	Excess of births over deaths per 1,000 of Population.	Excess of deaths over births per 1,000 of Population.	Mean ratio of births per 1,000 of Population during the previous 5 years.		
		Males.	Females.	Total.	Males.	Females.	Total.	Males.	Females.	Total.				Males.	Females.	Persons.
A	Upper Colaba...	869	688	1,557	37	41	78	42.57	59.59	50.09	90.24	35.96	57.53	77.08	66.15
	Middle and Lower Colaba...	13,514	6,105	19,679	159	140	299	11.76	22.70	15.19	113.57	87.75	11.24	23.84	15.19
	Fort, South ...	2,825	697	3,522	36	15	51	5.66	23.54	8.95	106.66	58.68	4.24	23.54	7.79
	Fort, North ...	15,564	9,886	25,400	813	286	599	20.11	29.07	28.58	109.44	38.08	19.91	30.19	23.85
	Esplanade ...	12,544	5,217	17,761	129	140	269	10.28	26.63	15.14	92.14	49.88	10.68	23.76	14.52
B	Mandvi ...	23,317	9,885	33,202	321	198	519	9.47	20.08	12.61	111.61	36.17	9.82	22.66	13.64
	Chukla ...	15,768	8,463	24,231	201	183	384	12.74	21.62	15.84	109.82	29.50	13.95	25.28	17.86
	Umarchadi ...	38,491	17,188	55,679	655	644	1,299	23.98	37.46	28.43	101.70	41.83	22.56	35.78	27.54
	Dongri ...	16,985	10,261	27,246	210	260	479	12.69	25.35	17.56	81.11	45.95	13.77	22.12	16.88
C	Market ...	22,011	8,161	30,172	170	126	296	7.72	15.43	9.81	134.92	29.49	7.49	19.11	10.60
	Dhobi Talao ...	24,670	14,014	38,684	488	414	902	17.75	29.54	22.02	106.79	37.09	17.55	30.11	22.12
	Fanaswadi ...	18,125	9,378	27,503	269	259	528	14.81	27.91	19.26	108.86	39.88	15.94	32.65	21.60
	Bhuleshwar ...	24,718	11,746	36,463	331	292	623	13.38	24.85	16.81	109.98	32.50	15.15	25.37	17.08
	Khara Talao ...	15,052	7,927	22,979	273	285	558	18.18	35.95	24.28	95.73	32.92	17.77	33.48	23.15
	Kumbharwada ...	17,908	9,795	27,703	369	310	679	20.60	31.64	24.54	119.08	43.64	17.08	31.54	23.23
D	Khetwadi ...	19,850	12,087	31,937	404	370	774	20.35	30.61	24.23	109.18	31.59	19.49	29.94	23.45
	Girgaum ...	19,156	11,623	30,779	367	345	712	18.63	29.68	22.80	103.47	34.92	18.84	29.25	22.77
	Chowpati ...	7,088	4,309	11,397	169	148	317	23.84	34.34	27.81	114.18	17.71	19.18	30.86	23.60
	Walkeshwar ...	6,888	3,757	10,645	143	130	273	20.77	34.60	25.65	110.00	26.12	19.08	23.81	22.83
	Mahalakshmi...	16,608	9,694	26,302	371	308	679	22.33	31.77	25.81	120.45	44.21	20.95	32.70	25.32
E	Mazagan ...	19,398	10,677	30,075	429	381	810	22.11	35.71	26.93	112.59	68.62	20.20	34.84	25.40
	Tarwadi ...	18,141	10,283	28,424	421	466	887	23.20	45.31	34.20	90.34	39.39	22.43	45.81	30.71
	2nd Nagpada...	15,321	8,379	23,700	260	235	495	20.19	28.04	23.23	114.46	66.72	20.19	29.95	23.96
	Kamathipura...	22,523	14,328	36,851	415	346	763	18.42	24.45	20.76	119.25	64.63	18.42	28.81	22.44
	Tardeo ...	17,241	10,517	27,758	373	302	675	21.66	28.71	24.31	123.50	52.99	21.69	31.75	25.50
	Byculla ...	47,672	27,676	75,348	935	852	1,787	19.61	30.78	23.71	108.46	69.80	30.43	32.15	24.73
	1st Nagpada ...	4,189	2,232	6,421	78	71	149	18.63	31.81	23.25	109.85	36.79	22.47	33.60	26.34
F	Parel ...	28,558	16,616	45,174	493	450	943	17.03	27.08	20.73	109.55	67.37	15.73	25.15	19.17
	Sowri ...	11,841	7,226	19,067	460	361	821	38.84	52.72	24.24	120.73	60.05	19.84	28.23	23.03
	Sion ...	18,463	12,317	30,780	313	427	740	27.78	34.95	27.41	120.14	72.16	23.01	32.33	26.72
G	Mahim ...	18,271	12,221	30,492	251	215	466	13.73	17.59	30.26	116.74	51.52	26.05	36.98	30.76
	Worli ...	58,473	31,138	89,611	958	878	1,836	16.38	28.19	30.48	109.11	67.30	17.80	30.86	22.84
Harbour, Docks, Railway and Homeless..		99,963	5,016	104,979	1	1	NIL.	5.28
Total ...		640,288	338,157	978,445	10,829	9,901	20,730	16.91	29.18	21.18	109.37	43.88	16.69	29.98	21.29

102

TABLE of Deaths and the Death-rate from some of the Principal Diseases by Sections in 1919.

WARD	SECTION	Area in square miles.	Average Population per square mile calculated on the Census Population of 1911.	Population by the Census of 1911.			Number of deaths registered.			Number of deaths among males to every 100 deaths among females.	Death-rate per 1,000 of Population.																Mean ratio of death per 1,000 of Population during the previous 5 years.		
				Males.	Females.	Total.	Males.	Females.	Total.		Cholera.	Small-pox.	Measles.	Plague.	Malaria.	Enteric.	Other Fevers.	Dysentery and Diarrhoea.	Tuberculosis.	Phthisis.	Other Respiratory Diseases.	Injuries.	All other causes.	All Causes.					
																								Males.	Females.	Total.	Males.	Females.	Total.
A	Upper Colaba22	7,077	869	688	1,557	98	41	134	226.82	1.28	3.21	2.56	3.21	5.78	2.56	7.06	24.40	7.06	28.90	107.01	59.58	86.06	92.05	50.87	73.85	
	Middle and Lower Colaba45	43,791	13,514	6,165	19,679	602	440	1,042	136.81	10.51	.66	.91	2.94	.80	.15	1.52	1.42	.25	1.82	13.21	.55	18.64	44.54	71.40	52.94	24.84	37.53	28.50
	Fort, South21	16,485	2,825	687	3,462	197	37	234	532.48	4.83	2.02	1.44	.57	1.44	9.24	2.31	5.19	17.04	2.02	21.95	69.73	58.08	67.59	66.90	29.32	60.08
	Fort, North21	120,952	15,564	9,836	25,400	911	654	1,565	139.29	7.91	.82	.85	.70	.43	.47	3.88	3.91	.62	3.46	19.76	.74	19.88	58.53	66.49	61.61	35.46	42.39	38.14
	Esplanade ...	1.04	17,077	12,544	5,217	17,761	839	316	1,155	265.50	5.79	1.01	.22	.61	1.29	.11	2.98	4.39	1.91	3.43	22.52	1.91	18.80	66.88	60.57	65.08	41.69	51.81	38.79
B	Mandvi26	127,700	23,317	9,885	33,202	938	682	1,620	137.58	2.65	.33	.39	1.20	.83	.06	5.66	2.65	.21	3.40	19.93	.84	11.11	40.22	68.99	48.79	23.17	50.88	34.93
	Chukla09	302,887	15,768	8,468	24,231	602	492	1,094	122.55	2.43	.16	.28	.5704	2.88	1.52	.20	3.50	18.77	.83	14.40	38.17	58.13	45.14	30.44	46.91	85.19
	Umarchadi16	285,493	28,491	17,188	45,679	1,781	1,429	3,210	124.63	5.03	.54	.28	1.64	.31	.15	4.88	6.83	.21	2.29	23.75	.76	23.86	62.49	83.13	70.25	39.19	66.02	45.53
	Dongri45	69,546	16,595	10,261	27,246	985	746	1,731	152.03	5.90	.80	.33	.66	.18	...	4.95	7.23	.33	.88	22.13	1.24	18.86	57.99	72.70	63.53	25.84	38.23	28.62
C	Market14	215,514	22,011	8,161	30,172	729	457	1,186	159.51	8.18	.43	.83	.72	.13	.16	2.85	1.49	.56	1.95	15.57	.59	11.79	33.11	55.99	39.08	22.21	40.06	27.02
	Dhobi Talao16	241,775	24,670	14,014	38,684	1,343	944	2,287	142.26	6.92	1.60	.90	.64	.38	.54	2.81	2.58	.49	1.37	21.22	.72	18.89	54.43	67.85	59.12	29.22	42.02	33.86
	Fanaswadi20	137,015	18,135	9,278	27,408	873	743	1,621	116.71	6.53	1.86	.87	.43	.18	.21	3.53	2.18	.86	1.28	23.17	.40	18.18	48.33	80.62	59.15	27.09	45.80	33.42
	Bhuleswar12	303,825	24,713	11,746	36,459	1,047	751	1,798	139.41	2.60	.18	.16	.68	.10	.05	2.46	3.94	.27	.76	19.74	.60	17.71	43.36	69.98	49.31	28.48	47.38	34.55
	Khara Talao07	328,271	15,052	7,927	22,979	732	576	1,308	137.08	1.91	.87	.65	.21	.13	...	3.26	2.48	.04	1.95	21.75	.52	23.10	48.69	72.78	56.92	31.81	53.48	40.38
	Kumbharwada07	395,757	17,908	9,795	27,703	1,031	857	1,888	120.80	3.75	.90	1.76	.28	.08	...	5.55	3.79	.28	2.49	25.37	.50	28.85	57.67	87.49	68.15	32.77	49.10	38.55
D	Khetwadi27	118,285	19,850	12,087	31,937	847	836	1,758	113.27	6.10	1.59	.56	.31	.31	.15	6.07	2.72	.81	4.07	15.49	.46	17.62	47.70	69.16	55.82	28.31	39.79	32.65
	Girgaum20	153,895	19,166	11,623	30,779	954	823	1,777	115.91	6.72	1.49	.55	.81	.09	.09	6.23	2.40	.82	3.99	17.80	.55	16.63	49.80	70.80	57.73	29.49	42.41	34.37
	Chowpati17	67,041	7,988	4,309	11,397	286	233	519	122.74	3.86	.70	.35	.4317	2.80	2.36	.26	2.10	12.37	.78	19.30	40.34	54.07	45.53	23.27	37.82	28.77
	Walkeshwar85	12,517	6,883	3,757	10,640	336	216	551	156.27	7.04	.65	.28	.84	.37	.18	3.38	3.66	.37	2.91	12.03	1.08	18.98	48.11	57.22	51.78	27.09	36.46	30.35
Mahalakshmi ...	1.00	26,302	16,608	9,694	26,302	1,052	790	1,842	133.16	4.74	.53	1.55	1.52	.26	...	3.38	5.05	.88	3.00	23.26	.57	18.59	63.34	81.49	70.03	28.48	57.55	81.98	
E	Mazagon96	31,328	19,993	10,677	30,675	1,673	1,201	2,874	130.30	14.26	1.19	.08	.99	.19	...	8.21	10.04	.08	.26	38.27	.76	21.28	86.24	112.48	95.56	36.91	50.20	54.97
	Tarwadi75	37,898	18,141	10,233	28,424	2,069	1,359	3,428	152.24	15.72	.70	.07	.38	1.09	.24	9.04	13.01	.94	3.76	41.86	4.92	28.88	114.05	132.15	120.60	58.24	59.80	55.63
	2nd Nagpada05	434,000	13,321	8,379	21,700	1,113	839	1,952	132.65	5.16	1.55	1.61	.27	.13	...	4.23	3.08	.18	6.08	38.75	.64	28.24	83.65	100.13	59.96	40.08	56.33	46.85
	Kamathipura10	367,510	23,523	14,228	36,751	1,679	1,460	3,139	115.00	6.33	1.55	.40	.43	.10	.09	10.47	2.77	.19	6.58	37.19	.62	20.85	74.54	102.61	85.41	58.22	34.29	44.86
	Tardeo86	77,105	17,241	10,517	27,758	1,192	954	2,146	124.94	5.98	1.18	1.91	.75	.39	.18	5.29	4.17	.13	5.07	29.86	.46	26.94	69.13	90.71	77.31	33.42	42.78	37.10
	Byculla80	94,185	41,672	27,676	75,348	3,855	3,192	7,047	120.77	11.95	.57	.26	.48	.23	.14	4.56	5.68	.23	.78	30.00	.84	37.73	80.86	115.33	93.22	86.75	55.10	43.49
	1st Nagpada06	128,280	4,182	2,232	6,414	232	158	390	151.63	3.68	1.55	.4677	.46	3.74	3.74	.81	2.80	23.38	.93	18.24	55.47	68.54	60.02	27.02	38.97	51.16
F	Parel26	52,876	28,858	16,616	45,474	2,152	1,825	4,007	119.56	22.27	.32	.04	.32	.15	.06	7.74	3.01	.08	1.58	33.62	.50	18.40	75.61	109.83	88.11	30.49	37.13	35.11
	Sewri77	24,762	11,841	7,236	19,067	1,117	869	1,986	128.53	20.29	.62	.15	1.68	.15	.10	11.48	5.29	.05	1.10	42.84	1.57	18.61	94.33	120.26	104.15	32.42	42.76	36.34
	Sion ...	6.66	4,606	18,463	12,217	30,580	1,966	1,188	3,154	165.46	14.11	.68	.48	.34	.81	.16	9.94	6.45	.29	8.63	29.75	1.04	29.46	106.48	97.24	102.80	42.73	41.74	35.82
G	Mahim ...	2.01	15,170	18,271	12,221	30,492	1,097	950	2,037	114.42	3.08	.81	.75	.09	.03	4.49	6.69	.08	1.93	26.10	.78	23.53	58.94	77.73	66.20	36.29	46.88	40.60	
	Worli ...	2.84	31,553	58,473	13,138	89,611	4,517	3,550	7,867	134.83	16.10	.61	1.03	.50	.07	.04	9.55	7.78	.15	1.61	25.92	.62	23.74	77.24	107.58	87.79	30.68	47.30	36.45
	Harbour, Docks, Railways and Homesless	39,968	5,016	44,979	289	4	243	...	2.04	.0413	.20	.06	.81	.04	.04	.08	1.13	.65	.66	5.98	.79	5.40	8.90	.59	3.53
	Total ..	22.55	43,453	640,288	339,157	976,445	39,199	29,411	68,610	137.97	8.63	.79	.57	.71	.28	.13	5.28	4.55	.29	2.53	24.55	.85	20.80	61.22	86.71	70.04	21.24	46.01	36.41

TABLE of Deaths registered by Section and Month in 1919.

Ward.	SECTION.	1919												Total No. of deaths registered in 1919
		January.	February.	March.	April.	May.	June.	July.	August.	September.	October.	November.	December.	
A	Upper Colaba	15	8	5	11	15	12	7	10	9	16	14	12	134
	Middle and Lower Colaba	239	181	72	90	115	49	58	65	57	51	44	71	1,042
	Fort, South	28	25	19	19	27	24	19	19	19	18	10	7	284
	Fort, North	271	126	79	140	158	110	120	94	97	122	135	118	1,565
	Esplanade	192	81	82	89	108	83	96	95	82	87	79	81	1,155
B	Mandvi	224	180	181	156	167	113	100	116	111	152	106	114	1,620
	Chukla	116	110	91	111	116	91	82	78	62	85	87	70	1,094
	Umarkhadi	403	305	265	356	351	228	294	214	222	188	139	195	3,210
	Dongri	268	194	189	187	189	135	134	120	107	83	86	89	1,731
C	Market	140	109	74	109	128	82	79	95	77	96	95	102	1,186
	Dhobi Talao	397	208	149	225	233	156	156	174	148	144	149	148	2,287
	Fernaswadi	268	143	145	165	184	110	106	107	92	114	96	91	1,621
	Bhuleshwar	221	144	131	189	194	157	126	125	122	150	128	111	1,798
	Khara Talao	141	123	118	143	166	105	81	88	92	91	85	75	1,308
	Kumbharwada	297	188	156	204	178	130	127	143	122	123	110	110	1,888
D	Khetwadi	238	163	108	186	196	129	116	136	114	147	130	120	1,733
	Girgaum	280	157	120	201	214	111	126	112	99	123	130	104	1,777
	Chowpatj	74	38	23	35	58	35	43	85	48	45	40	45	519
	Walkeshwar	107	46	42	46	49	37	42	48	28	49	23	34	551
	Mahalakshmi	353	206	126	178	163	132	137	147	121	114	79	86	1,842
E	Mazagon	527	345	237	290	326	193	162	177	159	179	136	143	2,874
	Tarwadi	616	405	275	276	346	228	242	242	203	239	165	142	3,428
	2nd Nagpada	223	248	171	237	231	154	129	132	115	99	101	112	1,952
	Kamathipura	410	350	304	333	347	207	224	214	185	207	184	174	3,139
	Tardeo	285	226	168	234	268	145	138	121	156	159	120	96	2,146
	Byculla	1,138	724	551	755	724	476	550	482	446	468	354	381	7,047
	1st Nagpada	42	41	23	42	36	26	41	22	25	35	27	25	385
F	Parel	1,063	498	234	340	363	212	223	256	261	211	156	135	4,007
	Sewri	490	246	164	172	176	128	122	122	110	94	79	94	1,986
	Sion	561	342	217	243	272	280	220	262	227	177	159	194	3,154
G	Mahim	217	167	159	164	205	163	166	176	153	175	140	152	2,037
	Worli	1,461	1,091	502	742	792	551	584	593	472	392	301	336	7,367
	Harbour, Docks, Railway, and Homeless...	70	53	12	7	11	5	18	17	17	15	7	11	243
Total		11,375	7,361	5,079	6,674	7,101	4,797	4,873	4,862	4,351	4,498	3,743	3,878	68,610

TABLE of Deaths registered from all Causes by Section and Age-period in 1919.

1 Ward.	2 SECTION.	3		4		5		6		7		8		9		10		11		12		13		14		15	
		Under 1 year.		1 year and under 5 years.		5 years and under 10 years.		10 years and under 15 years.		15 years and under 20 years.		20 years and under 30 years.		30 years and under 40 years.		40 years and under 60 years.		50 years and under 60 years.		60 years and upwards.		Unspecified Age.		Total.		Total.	
		Male.	Female.	Male.	Female.	Male.	Female.	Male.	Female.	Male.	Female.	Male.	Female.	Male.	Female.	Male.	Female.	Male.	Female.	Male.	Female.	Male.	Female.	Male.	Female.	Male.	Female.
A	Upper Colaba	15	11	4	6	1	4	1	1	8	2	22	8	22	2	8	1	4	2	8	4	93	41	134	
	Middle and Lower Colaba	101	108	56	46	27	26	23	16	84	28	146	110	87	88	50	21	86	15	42	82	602	440	1,042	
	Fort, South	8	10	1	3	1	2	2	2	23	1	86	7	85	6	20	3	10	1	5	3	1	197	87	284
	Fort, North	163	161	88	73	22	26	18	17	56	34	187	115	142	72	90	86	60	60	76	60	911	654	1,565	
	Esplanade	70	64	32	38	25	9	14	6	62	16	262	72	172	44	86	34	60	22	54	16	2	839	816	1,655
B	Mandvi	185	185	71	97	22	35	28	20	59	54	225	116	150	39	79	38	65	47	54	56	938	682	1,620	
	Chukla	133	129	56	58	21	27	14	32	39	88	95	79	83	86	61	21	55	34	46	38	602	492	1,094	
	Umakhadi	393	310	171	197	56	68	62	56	116	103	362	227	248	129	17	92	111	98	131	139	1	1,781	1,429	3,210
	Dongri	186	178	100	123	37	35	24	35	53	69	241	122	129	76	78	42	74	23	62	43	1	986	746	1,731
C	Market	148	127	62	51	18	19	15	12	72	49	127	79	120	81	78	22	53	20	36	37	729	457	1,186	
	Dhobi Talao	245	211	117	146	45	35	35	28	87	76	261	155	184	100	153	61	117	52	99	80	1,343	944	2,287	
	Kanaswadi	178	140	90	103	18	23	24	35	63	76	195	129	96	80	79	52	78	47	67	63	873	748	1,621	
	Bhuleshwar	221	171	92	102	33	23	30	42	52	62	175	152	159	73	101	37	93	30	92	79	1,047	751	1,798	
	Khara Talao	143	139	85	88	25	24	23	32	30	50	127	86	110	26	73	86	65	30	61	55	732	576	1,308	
Kumbharwada	210	182	150	182	80	38	30	35	62	58	180	155	149	73	102	32	67	40	51	61	1,031	857	1,888		
D	Khetwadi	185	188	118	113	20	29	18	34	47	66	181	144	143	87	79	46	59	47	87	82	947	836	1,783	
	Girgaum	201	183	120	128	34	37	24	33	71	75	171	136	110	81	92	47	70	37	61	66	954	823	1,771	
	Chowpati	63	50	21	27	14	6	7	5	16	21	59	35	29	18	28	19	19	22	30	28	286	233	519	
	Walakeshwar	57	27	26	24	14	8	8	6	23	20	59	40	53	33	31	15	27	11	37	31	1	336	215	551
Mahalakshmi	188	162	103	107	39	31	24	25	80	46	234	148	129	107	91	42	88	44	76	78	1,052	790	1,842		
E	Mazagon	324	292	161	191	52	51	30	44	114	70	385	183	250	107	140	94	109	75	88	94	1,673	1,201	2,874	
	Tarwadi	381	284	140	172	65	59	55	46	123	95	526	268	462	158	215	90	146	85	116	102	2,069	1,359	3,428	
	2nd Nagpada	206	191	123	144	33	43	30	23	57	67	245	140	161	82	75	44	95	37	88	78	1,143	839	1,982	
	Kamathipura	347	297	236	254	60	60	37	44	88	118	340	249	254	144	145	90	37	94	85	109	1,879	1,460	3,339	
	Tardeo	243	203	129	144	33	47	30	37	91	65	225	180	173	84	113	62	76	40	74	92	1,192	954	2,146	
	Byculla	808	730	464	550	137	179	121	116	256	188	753	547	508	290	307	197	268	188	237	207	1	3,855	3,193	7,047
1st Nagpada	29	33	28	23	12	8	9	2	19	8	64	28	30	7	20	16	9	12	19	232	153	385	
F	Parel	548	329	223	240	75	94	76	65	213	133	491	333	297	195	207	108	133	101	124	132	2,182	1,335	4,007	
	Sewri	198	203	143	140	39	50	32	23	72	62	278	144	143	81	86	46	56	44	70	76	1,117	869	1,986	
	Sion	231	238	184	205	66	61	49	30	158	64	642	245	316	106	133	76	97	76	86	92	4	1,966	1,188	3,154
G	Mahim	251	212	170	149	41	32	30	34	67	63	152	160	131	75	88	48	66	40	101	137	1,087	950	2,037	
	Worli	764	660	486	532	178	183	155	104	374	217	1,093	638	589	349	344	209	298	172	245	265	1	1	4,517	3,350
	Harbour, Docks, Railways and Homeless	1	3	8	...	13	...	25	...	79	...	59	...	39	...	13	...	4	1	239	4	243	
	Total	7,108	6,428	4,050	4,451	1,310	1,374	1,111	1,039	2,708	2,084	8,658	5,271	5,653	2,839	3,438	1,767	2,337	1,663	2,495	2,495	11	2	33,199	29,411	68,610	
	Total	13,534		8,501		2,684		2,150		4,792		13,929		8,462		5,205		4,320		4,980		13		68,610		...	
	Percentage to Total Mortality	19.72		12.39		3.91		3.13		6.88		20.30		12.37		7.58		8.29		7.27		.01		

CC

TABLE showing the Population, the Number of Deaths from all Causes and the

1	2	POPULATION BY THE CENSUS OF 1911.															
		Ward.	SECTION.	Jains.	Brahmins.	Lingaits.	Bhatias.	Hindus of other Castes.	Hindus, Low Caste.	Musalmans.	Parsees.	Jews.	Indian Christians.	Anglo-Indians.	Europeans.	Other and Un-known Castes.	Total.
A	Upper Colaba	...	15	68	521	533	98	104	4	113	45	56	...	1,557	
	Middle and Lower Colaba	...	149	169	69	2	11,094	1,690	1,190	1,065	170	1,760	223	2,037	41	19,678	
	Fort, South	81	7	...	1,460	247	166	96	93	821	55	486	...	5,462	
	Fort, North	...	800	1,075	2	1,497	7,779	1,355	1,440	9,692	12	1,378	155	167	45	26,400	
	Esplanade	...	1	270	...	32	6,004	5,556	3,019	503	55	967	248	1,063	44	17,761	
B	Mandvi	...	2,562	2,387	16	1,659	20,360	194	5,217	9	541	186	8	20	43	33,202	
	Chukla	...	765	690	...	160	7,383	34	15,082	74	...	34	...	9	...	24,231	
	Umakhadi	...	1,158	351	8	60	11,916	388	29,280	38	1,371	640	39	22	8	45,879	
	Dongri	...	351	250	38	8	22,092	1,222	2,571	24	486	166	13	72	3	27,246	
C	Market	...	4,489	3,514	91	2,112	14,032	76	3,415	1,306	...	1,111	62	29	37	30,172	
	Dhobi Talao	...	881	2,547	52	1,166	16,226	1,308	1,050	8,619	1	6,461	98	263	12	38,684	
	Fanaswadi	...	520	5,104	28	46	16,162	796	502	2,005	2	2,181	7	41	9	27,403	
	Bhuleshwar	...	1,949	5,084	...	79	17,194	29	11,377	715	...	28	1	3	...	36,459	
	Khara Talao	...	471	173	26	6	5,967	158	15,938	171	28	40	1	22,979	
	Kumbharwada	...	391	847	161	33	23,016	88	2,322	826	3	65	1	27,703	
D	Khetwadi	...	167	3,443	49	111	15,727	245	8,623	7,326	36	1,087	25	62	16	31,987	
	Girgaum	...	878	10,079	36	32	1,884	48	295	532	1	1,010	74	60	...	30,779	
	Ohowpati	...	191	2,266	...	45	7,224	2	331	859	3	444	4	25	1	11,397	
	Walkeshwar	...	275	1,023	14	170	5,288	269	677	1,117	14	831	27	271	64	10,640	
	Mahalakshmi	...	94	1,333	18	119	17,191	694	887	4,049	16	1,298	2	131	...	26,502	
	Managon	...	237	411	7	...	18,487	1,235	4,562	1,243	35	3,114	292	413	39	30,075	
	Tarwadi	...	200	547	20	6	18,914	1,502	3,080	990	600	1,219	667	678	1	28,424	
E	2nd Nagpada	...	67	66	5,809	905	14,690	82	374	196	1	7	3	21,700	
	Kamathipura	...	264	825	75	19	21,268	5,432	7,742	174	137	528	64	51	72	36,751	
	Tardeo	...	246	810	8	4	12,652	4,209	4,859	3,815	12	834	96	29	74	27,758	
	Bycnlla	...	783	1,348	30	3	42,470	7,831	16,556	833	906	2,720	904	951	3	75,348	
	1st Nagpada	...	120	347	4	...	2,796	50	1,233	46	808	606	232	121	1	6,414	
F	Parel	...	592	1,356	113	28	35,596	1,785	2,192	1,681	36	829	89	111	6	45,474	
	Sewri	...	201	212	19	...	16,172	919	992	42	7	423	18	62	...	19,067	
	Sion	...	459	1,849	30	238	19,459	3,085	2,412	728	21	2,191	92	114	2	30,680	
G	Mahim	...	410	1,230	54	31	20,498	927	3,609	550	40	2,913	103	125	2	30,492	
	Worli	...	915	2,374	189	46	65,375	8,668	4,859	1,918	683	3,393	294	899	...	89,611	
	Harbour, Docks, Railway, and Homeless.	...	319	977	15	68	21,276	2,405	13,560	229	30	1,706	198	4,008	188	44,979	
	Total	...	20,460	53,656	1,179	7,780	547,192	54,235	179,348	50,931	6,597	41,273	4,188	11,894	714	979,445	

Death-Rate per 1,000 of Population by Caste and Section in 1919.

NUMBER OF DEATHS FROM ALL CAUSES EXCLUDING STILL-BORN.																DEATH-RATE PER 1,000 OF POPULATION AMONGST:-															
Jaina.	Brahmins.	Lingaita.	Bhatias.	Hindus of other Castes.	Hindus, Low Caste.	Mussalmans.	Parsees.	Jews.	Indian Christians.	Anglo Indians.	Europeans.	Negro-Africans.	Buddhists.	Other and Un-known Castes.	Total.	Jains.	Lingaita.	Bhatias.	Hindus of other Castes.	Hindus, Low Caste.	Mussalmans.	Parsees.	Jews.	Indian Christians.	Anglo-Indians.	Europeans.	Other and Un-known Castes.	Total.			
...	2	26	32	11	9	...	54	134	49.90	60.03	112.24	79.64	...	964.28	86.06			
6	10	5	...	632	205	48	15	3	44	6	63	1,042	40.26	3.46	...	56.96	121.30	40.83	16.53	17.64	25.00	25.11	30.92	48.78	52.94			
.....	8	139	23	29	...	7	31	6	14	...	3	...	234	88.35	93.11	174.69	...	75.26	125.57	109.09	28.20	67.59			
91	51	3	67	544	307	91	280	1	103	19	5	...	4	...	1,565	113.75	0.00	44.75	69.93	226.06	64.53	28.88	83.93	74.74	132.58	29.94	39.33	61.61			
2	7	557	273	195	6	...	69	6	35	...	1	4	1,155	2,000.00	92.77	49.13	64.59	11.92	...	71.34	24.19	32.95	113.63	65.03			
210	112	...	60	873	38	292	...	21	8	2	2	1	...	1	1,620	81.96	...	36.16	42.87	195.87	56.16	...	38.63	43.01	250.00	100.00	23.25	48.79			
72	17	...	8	214	9	774	2	...	2	1	1,094	94.11	...	18.75	23.98	264.70	51.38	26.43	...	58.32	45.14			
70	12	2	...	818	311	1,876	1	74	36	1	1	11	1	1	3,210	60.4	0.00	...	68.32	801.54	64.44	26.34	53.97	26.25	25.64	45.45	250.00	70.25			
29	5	1	...	1,093	391	182	1	7	10	...	4	1	6	1	1,731	82.62	31	...	49.47	319.96	71.17	41.66	16.05	60.64	...	55.55	2,333.33	63.53			
309	112	5	47	497	6	150	12	...	44	2	1	1	1,186	68.83	94	22.25	35.41	80.00	44.21	9.11	...	39.60	32.25	35.71	39.08			
108	90	1	47	996	287	71	255	...	452	5	2,287	116.91	9.23	40.30	61.38	219.41	67.61	27.26	...	69.95	51.02	59.12			
71	254	5	6	964	148	28	51	...	93	1	1,631	136.53	49	8.57	130.43	59.64	185.92	55.77	25.43	...	42.66	142.85	...	59.15			
375	162	2	4	623	45	665	21	1	1,798	141.09	31	...	50.63	36.23	1,551.72	58.45	29.36	49.31			
38	12	4	...	290	118	843	6	1	1	1,306	17.06	69	3.34	...	48.60	746.83	52.89	35.08	35.71	25.00	56.92			
52	45	16	1	1,456	175	133	5	...	2	3	1,388	132.99	58	9.37	30.30	63.26	4,805.28	47.12	15.33	...	30.76	68.15			
69	153	2	14	980	36	203	265	1	56	...	2	...	2	...	1,783	413.17	4	0.81	125.12	62.31	146.93	55.72	36.17	27.77	51.71	...	32.25	125.00	55.82		
71	391	8	...	1,205	10	25	18	...	45	2	1	...	1	...	1,777	187.83	38	2.22	...	639.59	108.33	84.74	30.92	...	44.55	37.03	16.66	57.73		
23	53	1	7	364	2	16	33	...	18	1	1	519	120.41	23	...	155.55	50.33	1,000.00	48.33	38.54	...	40.54	...	2,000.00	45.53			
18	30	1	11	361	25	17	57	...	20	1	6	...	2	2	551	65.45	29	1.42	64.70	63.16	92.93	25.11	51.02	...	24.06	37.03	22.14	62.50	51.78		
19	65	3	5	1,175	337	60	142	...	30	1	5	1,842	202.12	38	6.66	42.01	105.10	485.59	67.64	35.07	...	23.89	500.00	45.80	70.03		
17	23	4	...	1,612	627	376	29	1	159	16	2	...	7	2	2,374	71.72	55	1.42	...	87.19	507.69	82.41	23.33	28.57	51.05	51.36	4.84	230.76	95.56		
21	23	2	1	2,342	256	515	36	32	149	22	24	1	1	3	3,428	105.00	42	0.00	166.66	123.32	170.43	167.53	36.36	53.33	114.02	32.98	35.39	1,000.00	120.60		
7	5	1	...	292	569	1,022	5	21	14	1	2	11	...	2	1,952	104.47	75	55.00	628.72	70.31	60.57	56.14	71.42	1,000.00	285.71	666.66	89.96		
12	44	150	...	1,487	946	444	3	9	27	5	3	1	8	1	3,139	32.96	58	0.00	...	69.91	173.96	57.47	17.54	65.69	51.15	78.12	58.82	125.00	85.41		
25	25	3	...	748	836	314	131	...	59	3	2	...	1	...	2,146	101.62	30	5.00	...	59.12	198.63	64.71	34.10	...	71.48	20.83	68.96	13.51	77.31		
46	66	24	1	3,019	1,860	1,449	24	54	404	53	33	6	5	3	7,047	58.74	48	0.00	333.33	71.08	337.51	87.88	28.57	59.70	148.52	58.62	34.33	2,666.66	93.52		
8	15	1	...	143	49	76	...	54	29	5	4	1.	335	66.66	43	50.00	...	51.14	980.00	61.63	...	66.83	47.85	17.73	33.05	1,000.00	60.03		
32	68	40	2	3,021	506	203	57	5	60	6	4	3	4,007	54.05	50	53.33	71.42	84.86	263.47	92.60	33.90	193.33	72.37	67.41	36.03	500.00	58.11		
6	11	4	...	1,578	198	160	2	1	25	...	1	1,936	29.36	51	10.62	...	96.97	215.45	161.29	47.61	143.85	59.10	...	16.12	104.15		
22	64	9	10	1,750	741	334	18	4	167	3	5	...	27	1	3,154	47.33	34	00.00	41.01	89.93	240.19	138.47	24.72	190.17	76.22	21.73	43.85	14,000.00	102.80		
20	97	8	5	1,011	427	287	12	1	164	3	2	2,037	48.78	78	46.29	161.29	49.32	460.62	79.62	21.81	25.00	56.02	27.77	16.00	66.80		
52	170	154	1	4,872	2,049	353	48	27	139	12	8	2	7,867	56.8	71	14.81	21.73	73.95	236.44	67.15	25.02	39.53	40.96	40.81	36.05	87.79		
.....	126	2	80	7	...	21	1	6	...	243	5.92	0.83	5.97	4.10	...	5.23	31.91	5.40			
1,791	2,197	458	292	35,793	11,843	11,302	1,518	324	2,466	178	304	35	77	32	63,610	873	40	383.46	37.53	65.31	218.36	63.01	29.80	49.11	5.74	42.50	25.55	152.66	70.04		

Ward.	SECTION.	3												4			5			6	
		January.	February.	March.	April.	May.	June.	July.	August.	September.	October.	November.	December.	Total.			Death Ratio per 1,000 of Population.				
														Males.	Females.	Total.	Males.	Females.	Total.		
A	Upper Colaba ...	9	2	1.28	1.28
	Middle and Lower Colaba ...	147	57	207	10.51	1.06
	Fort, South ...	18	15	4.38	.28
	Fort, North ...	147	46	1	201	7.91	.94
	Esplanade ...	70	20	3	108	5.79	.45
B	Mandvi ...	55	24	...	2	1	4	88	2.65	.15
	Chukla ...	82	28	...	1	1	1	59	3.48	.08
	Umarkhadi ...	161	59	...	8	1	2	6	2	1	230	5.08	.13
	Dongri ...	102	51	...	1	6	1	161	5.90	.14
C	Market ...	63	23	1	1	...	1	...	5	96	5.18	.26
	Dhobi Talao ...	194	59	...	2	2	2	6	8	268	6.92	.67
	Fansawadi ...	129	45	2	3	1	179	6.53	.91
	Bhuleshwar ...	59	30	1	3	...	2	1	95	2.60	.10
	Khara Talao ...	24	18	1	...	1	44	1.91	.18
	Kumbharwada ...	71	24	2	...	6	104	3.75	.36
D	Khetwadi ...	140	46	2	2	...	2	...	1	195	6.10	.53
	Girgaum ...	149	49	1	3	...	1	...	1	207	6.72	.77
	Chowpati ...	34	9	1	44	3.86	.52
	Walkeshwar ...	57	9	5	2	...	2	75	7.04	1.31
	Mahalakshmi ...	214	86	3	2	...	2	...	1	1	309	4.74	.45
E	Masagon ...	276	147	1	6	2	429	14.26	.36
	Tarwadi ...	272	179	1	...	1	1	447	15.72	.35
	2nd Nagpada ...	65	40	1	112	5.16	.02
	Kamathipura ...	187	95	...	1	283	6.33	.10
	Tardeo ...	99	58	2	1	...	1	...	2	3	166	5.98	.18
	Byculla ...	607	276	...	1	4	1	7	4	1	901	11.45	.46
	1st Nagpada ...	18	7	...	2	...	1	23	3.58	.15
F	Parel ...	744	259	2	1	7	1,013	22.27	.81
	Sewri ...	237	98	1	1	335	10.29	.68
	Sion ...	308	102	1	2	1	1	9	9	433	14.11	.81
G	Mahim ...	45	36	1	1	9	2	1	94	3.08	.19
	Worli ...	855	581	...	2	1	...	8	...	1	1,443	16.10	.46
Harbour, Docks, Railways and Homeless ...		40	43	1	...	4	8	1	92	2.04	.15
Total ...		5,800	2,809	23	36	19	32	71	57	10	...	1	...	5,337	3,118	8,455	8.33	9.19	8.63	.42	

TABLE of Deaths registered from SMALL-POX by Section and Month in 1919.

1 Ward.	2 SECTION.	3												4			5			6 Mean Ratio per 1,000 of Population during the previous 5 years.					
		January.	February.	March.	April.	May.	June.	July.	August.	September.	October.	November.	December.	Total.			Death Ratio per 1,000 of Population.								
														Males.	Females.	Total.	Males.	Females.	Total.						
A	Upper Colaba	1.28		
	Middle and Lower Colaba	1	2	4	4	160	
	Fort, South57	
	Fort, North	1	1.02
	Esplanade	1	1	4	4	5	189
B	Mandvi	1	1	1	4	3	160
	Chukla	1	1	1	1	...	120
	Umarkhadi	1	2	1	2	2	...	228
	Dongri	1	1	3	6	6	...	814
C	Market	1	2	3	3	2	258
	Dhobi Talao	2	2	15	17	13	4	...	7	1	190
	Fanswadi	3	13	12	17	4	...	1	154
	Bhuleswar	1	2	2	110
	Khara Talao	1	...	6	4	5	...	2	...	1	126
	Kumbharwada	1	1	3	12	5	343
D	Khetwadi	2	6	11	9	13	6	...	2	...	1	175
	Girgaum	4	2	11	10	7	8	...	2	1	1.07
	Chowpati	1	3	3	...	1	...	170
	Walkeeshwar	1	3	328
	Mahalekshmi	1	...	2	2	1	5	...	057
E	Mazagon	4	3	9	12	6	256
	Tarwadi	1	7	8	3	170
	2nd Nagpada	5	11	9	4	3	...	282
	Kamathipura	3	6	11	18	12	8	...	1	...	1	1.06
	Tardeo	1	4	15	6	4	...	372
	Byculla	2	14	16	3	2	...	2	...	196
	1st Nagpada	2	4	1	1	...	1	162
F	Parel	2	...	3	4	3	...	1	1	1	163
	Sewri	1	3	6	147
	Sion	1	2	1	6	5	...	2	...	1	2	152
G	Mahim	1	5	5	6	4	1	...	1	...	245
	Worli	1	8	16	9	10	5	...	4	2	...	4	165
Harbour, Docks, Railways and Homeless		1	117
Total		...	23	57	156	202	186	95	44	11	9	7	5	5	448	332	780	.69	.97	.7959	

TABLE of Deaths registered from PLAGUE by Section and Month in 1919.

Ward.	SECTION.	3												4			5			6						
		January.	February.	March.	April.	May.	June.	July.	August.	September.	October.	November.	December.	Total.			Death Ratio per 1,000 of Population.									
														Male.	Females.	Total.	Male.	Females.	Total.							
A	Upper Colaba	2.56	
	Middle and Lower Colaba	4.72
	Fort, South	2.02
	Fort, North	2.54
	Esplanade	1.18
B	Mandvi	2.77
	Chukla	1.69
	Umakhadi	1.70
	Dongri	1.17
C	Market	1.75
	Dhobi Talao	1.44
	Fanaswadi	1.88
	Bhuleshwar	1.78
	Khara Talao	1.34
	Kumbharwada	1.62
D	Khetwadi	1.09
	Girgaum	1.00
	Chowpati	1.06
	Walkeshwar	1.97
	Mahalakshmi	2.12
E	Mazagon	2.09
	Tarwadi	1.93
	2nd Nagpada87
	Kamathipura	1.65
	Tardeo	1.51
	Byculla	1.71
	1st Nagpada77
F	Parel	1.75
	Sewri	2.25
	Sion	2.15
G	Mahim	2.42
	Worli	1.75
Harbour, Docks, Railways, and Homeless11
Total		5	11	112	258	218	41	20	19	9	6	3	2	512	190	702	.79	.56	0.71	117						

TABLE of Deaths Registered from MALARIA by Section and Month in 1919.

1 Ward.	2 SECTION.	3												4			5			6 Mean Ratio per 1,000 of Population during the previous 5 years.
		January.	February.	March.	April.	May.	June.	July.	August.	September.	October.	November.	December.	Total.			Death Ratio per 1,000 of Population.			
														Males.	Females.	Total.	Males.	Females.	Total.	
A	Upper Colaba ...	1	1	2	...	1	1	5	8.21	1.92
	Middle and Lower Colaba ...	1	1	1	630	.30
	Fort, South	1	1	...	1	1	...	1	2	5	1.44	2.02
	Fort, North	1	...	1	1	1	...	6	1	1	1148	.43
	Esplanade ...	2	1	...	4	3	1	4	...	28	1.28	1.12
B	Mandvi ...	3	...	2	...	1	2	1188	.24
	Chukla	1	1	1	...	2	1	...	2	1	1021	.15
	Umakhadi	1	1	...	2	1	518	.14
C	Dongri	1
	Market ...	1	...	1	1	1	413	.29
	Dhobi Talao ...	3	2	3	1	2	...	3	1538	.88
	Fanaswadi	1	516	.18
	Bhuleshwar	1	2	1	410	.16
	Khara Talao	1	...	1	1	315	.13
Kumbharwada	1	103	.10	
D	Khetwadi ...	1	1	1	...	1	2	1	...	2	1	1081	.26
	Girgaum	1	1	1	316
	Chowpati09	.17
	Wakshwar	1	...	1	2	487	.28
E	Mahalakshmi	1	1	3	1	726	.30
	Mazagon	1	...	1	...	2	1	2	619	.19
	Tarwadi ...	1	3	3	2	...	2	3	2	6	...	4	...	29	1.09	.59
	2nd Nagpada	3	1	...	1	...	1	313	.09
	Kamatipera	1	1	1	...	1	410	.06
	Tardeo	1	...	1	1	...	3	1	1	1139	.14
	Byculla	1	1	2	1	1	6	6	1	1823	.17
1st Nagpada	1	1	3	...	577	.31	
F	Parel	1	...	1	1	...	1	1	2	715	.21
	Sewri ...	1	2	315	.10
	Sion ...	1	3	2	...	1	3	3	6	3	1	1	1	2581	.85
G	Mahim	2	1	...	1	1	309	.18
	Worli ...	1	2	2	1	1	707	.08
Harbour, Docks, Railways, and Homeless...		4	...	1	2	1	1	920	.17
Total		21	14	18	15	16	10	17	32	32	31	98	28	181	81	262	.28	.23	.28	.22

TABLE of Deaths registered from ENTERIC FEVER by Section and Month in 1919.

Ward.	SECTION.	3												4			5			6	
		January.	February.	March.	April.	May.	June.	July.	August.	September.	October.	November.	December.	Total.			Death Ratio per 1,000 of Population.				
														Males.	Females.	Total.	Males.	Females.	Total.		
A	Upper Colaba	1	1	...	1	2	4	2.56	1.93	
	Middle and Lower Colaba	1	1	...	1	315	.26	
	Fort, South	1	1	257	1.73	
	Fort, North	1	1	2	2	...	3	1	1347	.51	
	Esplanade	1	1	211	.73	
B	Mandvi	1	1	206	.12	
	Chukla	1	104	.04		
	Umarkhadi	1	...	1	1	...	715	.08	
	Dongri03	
C	Market	1	...	2	1	5	16	.19	
	Dhobi Talao	1	2	1	4	4	...	5	1	...	1	...	2154	.23
	Fanaswadi	1	2	1	1	621	.14	
	Bhuleswar	1	1	...	205	.08	
	Khara Talao08	
	Kumbharwada	1	108	.03	
D	Khetwadi	1	1	...	1	...	1	...	1	515	.25	
	Girgaum	1	1	...	1	309	.22	
	Chowpati	1	1	217	.43	
	Walkeshwar	1	1	1	1	1	218	.09	
	Mahalakshmi	1	1	2	415	.30	
E	Matagon	1	1	713	
	Tarwadi	2	1	...	1	...	117	
	2nd Nagpada	1	...	124	.04	
	Kamathipura	1	1	1	309	.02	
	Tardeo	1	1	...	1	1	518	.14	
	Byculla	1	1	1	1	...	1	3	3	1	1	1114	.07	
1st Nagpada	1	1	1	...	1	346	.15		
F	Parel	1	206	.06	
	Sewri	1	...	1	310	...	
	Sion	1	2	...	1	1	516	.16	
G	Mahim	1	2	1	103	.09	
	Worli	2	1	1	404	.05	
	Harbour, Docks, Railways and Homeless	1	1	1	306	.11	
	Total ...	2	5	7	14	12	9	19	11	21	12	11	8	98	33	131	.15	.09	.13	.14	

TABLE of Deaths registered from FEVERS (excluding MALARIA and ENTERIC FEVER) by Section and Month in 1919.

Ward.	SECTION.	3												4			5			6	
		January.	February.	March.	April.	May.	June.	July.	August.	September.	October.	November.	December.	Total.			Death Ratio per 1,000 of Population.			Mean Ratio per 1,000 of Population during the previous 5 years.	
		Males.	Females.	Total.	Males.	Females.	Total.														
A	Upper Colaba	1	1	1	...	1	1	5	3.21	1.28
	Middle and Lower Colaba	4	1	1	6	...	2	2	5	4	3	2	2	30	1.53	1.16
	Fort, South	1	1	...	1	1	5	1.44	.86
	Fort, North	8	2	1	7	13	5	6	2	8	7	14	7	86	3.88	2.40
	Esplanade	2	2	9	5	6	13	4	2	2	6	4	58	2.98	2.47
B	Mandvi	19	7	18	24	24	13	13	9	12	23	10	16	188	5.66	2.13
	Chukla	2	...	6	17	18	3	5	5	3	3	8	5	70	2.88	1.36
	Umarkhadi	14	11	19	48	17	9	17	14	28	17	17	23	223	4.88	3.45
	Dongri	15	4	12	36	15	6	7	9	4	5	18	10	135	4.95	2.89
C	Market	3	1	2	15	6	5	2	5	6	12	8	6	71	2.35	1.42
	Dhobi Talao	6	16	18	11	10	7	8	8	9	15	109	2.81	1.73
	Fanaswadi	5	1	7	18	17	7	11	8	5	8	9	6	97	3.58	2.18
	Bhuleshwar	13	2	6	18	18	8	4	9	7	4	8	8	90	2.46	2.00
	Khara Talao	3	6	2	5	4	5	3	8	7	6	1	2	52	2.26	1.47
	Kumbharwada	13	13	14	51	16	18	13	10	8	10	6	9	154	5.55	2.74
D	Khetwadi	6	17	8	29	22	16	18	9	12	26	28	8	194	6.07	2.28
	Girgaum	15	10	11	26	34	8	13	20	12	17	20	9	192	6.23	2.63
	Chowpati	3	3	1	4	1	1	1	3	4	6	3	2	82	2.80	1.57
	Walkeshwar	3	2	1	7	2	...	1	7	2	8	1	1	86	3.34	1.81
	Mahalakshmi	6	3	9	10	9	6	5	5	9	16	5	6	89	3.38	1.17
E	Masgaon	19	21	18	37	34	21	18	16	14	17	14	28	247	8.21	5.38
	Tarwadi	32	19	17	23	28	24	15	22	25	29	15	7	267	9.04	5.06
	2nd Nagpada	4	11	2	14	12	10	2	5	6	6	9	5	92	4.23	2.11
	Kamathipura	40	23	35	43	24	16	24	27	25	24	20	30	322	10.47	3.67
	Tardeo	21	10	10	21	15	2	12	11	13	15	7	9	147	5.29	1.47
	Byculla	21	17	29	40	31	26	25	28	47	32	22	28	344	4.56	1.40
	1st Nagpada	3	...	1	2	1	5	3	2	1	1	4	3	24	3.74	1.40
F	Parel	15	17	23	52	45	27	32	25	33	33	27	28	352	7.74	3.84
	Sewri	24	11	7	36	40	14	8	17	12	21	14	17	219	11.48	3.98
	Sion	30	14	11	30	80	18	19	38	34	24	25	32	305	9.94	3.43
G	Mahim	14	8	7	11	14	10	8	11	12	14	15	13	137	4.49	2.65
	Worli	72	63	53	133	136	60	62	68	70	52	35	50	856	9.55	3.76
	Harbour, Docks, Railways and Homeless	2	...	1	...	1	...	3	2	3	1	1	1431	.31
	Total	425	301	340	760	641	356	384	416	430	455	368	363	3,048	2,179	5,227	4.76	6.42	5.28	2.48	

TABLE of Deaths registered from DIARRHOEA and DYSENTERY by Section and Month in 1919.

1 Ward.	2 SECTION.	3												4			5			6 Mean Ratio per 1,000 of Population during the previous 5 years.
		January.	February.	March.	April.	May.	June.	July.	August.	September.	October.	November.	December.	Total.			Death Ratio per 1,000 of Population.			
														Male.	Females.	Total.	Males.	Females.	Total.	
A	Upper Colaba ...	1	2	2	1	1	9	5.78	6.42
	Middle and Lower Colaba ...	3	4	3	1	1	4	2	...	2	5	28	1.42	1.27
	Fort, South ...	2	10	...	2	4	1	52	9.24	6.64
	Fort, North ...	8	4	3	6	4	6	3	6	5	9	...	10	11	...	74	2.91	2.08
B	Esplanade ...	9	3	4	5	7	2	9	6	7	18	8	5	78	4.39	4.88
	Mandvi ...	10	6	10	5	9	2	10	11	8	7	3	10	88	2.65	1.41
	Chukla ...	1	1	1	6	3	4	5	4	2	4	4	2	37	1.53	1.48
	Umarkhadi ...	87	48	14	22	29	14	43	84	29	9	18	20	312	6.83	3.28
C	Dongri ...	41	30	8	17	14	12	14	21	19	9	4	8	197	7.23	2.01
	Market ...	2	3	1	2	2	5	8	8	6	3	6	4	45	1.49	1.25
	Dhobi Talao ...	16	6	3	7	8	3	8	7	16	7	9	10	100	2.58	1.93
	Fanaswadi ...	10	4	3	1	7	5	2	4	4	6	5	9	60	2.18	1.89
	Bhuleshwar ...	9	10	5	9	12	13	11	16	11	20	13	15	144	3.94	2.87
	Khara Talao ...	8	7	7	5	5	4	8	7	3	3	3	3	57	2.48	2.48
D	Kumbharwada ...	32	20	6	3	1	5	10	6	9	6	2	5	105	3.79	2.20
	Khetwadi ...	8	5	5	6	6	4	5	21	10	3	6	8	87	2.72	1.34
	Girgaum ...	13	7	4	8	2	2	4	14	8	3	3	6	74	3.40	1.26
	Chowpati ...	5	1	1	3	1	3	1	8	4	2	1	2	27	2.86	1.31
	Walkeshwar ...	1	3	3	...	2	5	7	2	4	3	4	5	39	3.66	1.41
E	Mahalakshmi ...	9	9	8	6	7	12	19	33	10	8	4	13	138	5.05	2.85
	Mazagon ...	37	19	27	50	78	27	20	12	6	11	6	7	302	10.04	5.25
	Tarwadi ...	49	30	34	64	57	18	33	27	21	20	9	8	370	13.01	6.75
	2nd Nagpada ...	6	2	5	10	7	1	8	9	7	8	2	4	67	3.08	2.48
	Kamathipura ...	3	7	7	4	4	5	12	18	12	12	10	8	102	2.77	2.80
	Tardeo ...	10	10	9	8	12	2	17	13	13	8	4	10	116	4.17	2.84
	Byculla ...	24	28	36	55	56	54	23	35	22	31	24	36	428	5.68	3.59
F	1st Nagpada ...	2	...	2	5	4	4	2	2	5	24	3.74	2.03
	Parel ...	13	9	8	15	5	15	16	24	9	9	6	8	137	5.01	2.06
	Sewri ...	6	7	11	9	4	15	14	10	11	6	3	5	101	5.29	3.09
G	Sion ...	12	7	5	21	18	21	18	32	30	13	9	12	198	6.45	3.91
	Mahim ...	14	9	18	12	16	18	18	34	22	12	5	8	186	6.09	4.68
	Worli ...	80	62	43	63	96	54	68	90	64	37	18	23	698	7.78	2.94
Harbour, Docks, Railways and Homeless	1	1	204	.31
Total		481	372	292	425	474	334	415	518	387	287	199	273	2,515	1,942	4,457	3.92	5.72	4.55	2.87

TABLE of Deaths registered from TUBERCLE OF LUNGS and TUBERCULAR DISEASES by Section and Month in 1919.

1 Ward.	2 SECTION.	3												4			5			6 Mean Ratio per 1,000 of Population during the previous 5 years.
		January.	February.	March.	April.	May.	June.	July.	August.	September.	October.	November.	December.	Total.			Death Ratio per 1,000 of Population.			
														Males.	Females.	Total.	Males.	Females.	Total.	
A	Upper Colaba ...	4	2	1	1	1	5	2	1	15	9.68	6.42
	Middle and Lower Colaba ...	4	3	2	3	5	1	1	3	7	4	2	6	41	2.08	1.37
	Fort, South ...	1	1	26	7.51	12.42
	Fort, North ...	8	6	7	11	10	7	11	7	9	18	10	6	104	4.09	3.22
	Esplanade ...	10	8	4	4	8	6	10	15	6	12	8	10	95	5.34	4.05
B	Mandvi ...	9	14	3	16	8	10	10	11	7	18	18	6	120	3.61	2.25
	Chukla ...	1	6	2	7	7	9	19	9	9	8	8	5	90	3.71	2.84
	Umarkhadi ...	9	6	11	14	15	8	16	4	8	8	12	8	115	2.51	2.43
	Dongri ...	3	2	1	2	3	4	1	2	3	4	4	4	33	1.21	.84
C	Market ...	4	9	8	6	6	6	12	5	6	7	7	5	76	2.51	1.19
	Dhobi Talao ...	8	3	1	9	5	7	10	9	2	4	8	6	72	1.66	1.49
	Fanaswadi ...	1	1	3	3	5	5	5	4	4	5	3	5	44	1.60	1.35
	Bhuleshwar ...	5	1	4	6	8	3	3	1	1	4	4	4	38	1.04	1.06
	Khara Talao ...	5	...	1	6	...	5	6	4	6	2	4	7	46	2.00	2.87
	Kumbharwada ...	6	6	5	8	4	5	11	8	5	8	8	6	77	2.77	3.41
D	Khetwadi ...	11	10	10	14	13	9	7	14	15	14	10	13	140	4.38	2.75
	Girgaum ...	5	8	6	13	12	11	19	13	15	10	14	7	153	4.32	2.7
	Chowpati	1	1	27	2.16	2.19
	Walkeshwar ...	1	1	4	2	3	2	8	4	3	8	3	6	35	3.28	1.69
	Mahalakshmi ...	5	6	12	9	4	12	8	9	11	9	2	2	89	3.38	2.51
E	Masagaon ...	1	1	2	1	2	2	929	.43
	Tarwadi ...	19	10	11	12	16	9	14	11	9	9	10	4	134	4.71	3.37
	2nd Nagpada ...	18	16	19	13	8	15	8	5	8	6	10	14	185	6.22	4.33
	Kamathipura ...	26	22	25	22	30	22	15	18	14	21	15	21	249	6.77	5.52
	Tardeo ...	8	11	10	10	6	18	14	13	10	18	7	10	145	5.22	3.71
	Byculla ...	10	3	3	9	6	4	11	6	6	7	4	8	77	1.02	1.12
	1st Nagpada ...	2	1	3	2	2	2	1	2	1	4	20	3.11	2.02
F	Parel ...	12	2	2	4	9	5	8	8	15	2	5	7	74	1.62	.85
	Sewri ...	1	2	1	1	6	8	1	2	23	1.14	.57	
	Sion ...	27	19	27	28	25	24	22	27	17	28	18	17	274	8.93	2.60
G	Mahim ...	4	3	3	5	1	4	9	4	4	8	8	7	60	1.96	1.57
	Worli ...	11	6	12	22	19	18	17	15	16	7	10	11	159	1.77	1.57
	Harbour, Docks, Railways and Homeless	2	1	...	1	...	2	618	.20
	Total ...	239	179	199	275	239	230	272	239	237	244	217	210	1,400	1,380	2,780	218	4.06	3.83	2.06

TABLE of Deaths registered from RESPIRATORY DISEASES (excluding Phthisis) by Section and Month in 1919.

1 Ward.	2 SECTION.	3												4			5			6 Mean Ratio per 1,000 of Population during the previous 5 years.
		January.	February.	March.	April.	May.	June.	July.	August.	September.	October.	November.	December.	Total.			Death Ratio per 1,000 of Population.			
														Males.	Females.	Total.	Males.	Females.	Total.	
A	Upper Colaba	2	1	...	4	7	4	2	3	1	3	4	7	38	24.40	16.05
	Middle and Lower Colaba	38	28	25	24	28	13	22	18	11	14	11	28	260	13.21	7.41
	Fort, South	5	4	8	6	5	6	5	4	5	8	6	2	59	17.04	12.13
	Fort, North	41	29	31	59	47	40	47	38	36	58	46	35	502	19.76	10.16
	Esplanade	58	80	34	28	36	26	27	43	42	38	20	28	400	22.52	9.17
B	Mandvi	86	46	53	64	66	49	45	50	49	62	45	43	662	19.93	15.24
	Chukla	45	50	47	35	51	49	27	28	28	35	35	25	455	18.77	14.81
	Umarkhadi	107	92	123	108	110	84	94	74	71	78	92	69	1,085	23.75	14.97
	Dongri	65	53	75	70	58	49	50	49	37	29	27	41	603	22.13	11.15
C	Market	33	41	26	46	68	37	25	34	28	46	40	51	470	15.57	11.16
	Dhobi Talao	85	79	63	87	102	64	54	57	68	63	54	50	821	21.22	11.68
	Fanaswadi	75	41	64	71	80	47	40	46	39	46	45	41	685	28.17	11.64
	Bhuleshwar	68	42	56	64	81	75	51	54	49	72	58	50	720	19.74	12.28
	Khara Talao	51	48	47	54	64	41	31	29	33	42	28	32	500	21.75	12.70
	Kumbharwada	114	74	70	55	58	39	42	59	51	56	55	30	708	25.37	13.46
D	Khetwadi	36	86	32	69	62	48	28	33	29	57	37	23	495	15.49	10.64
	Girgaum	55	54	40	75	70	86	38	25	25	48	48	34	548	17.80	10.91
	Chowpati	14	11	8	8	19	8	11	9	10	12	15	16	141	12.37	7.63
	Walakeshwar	15	15	9	13	9	6	7	12	3	18	8	13	128	12.08	9.30
	Mahalakshmi	72	51	40	91	63	47	43	51	42	52	35	25	612	23.26	10.75
E	Mazagon	134	113	119	99	117	84	87	90	79	92	70	67	1,151	38.27	14.09
	Tarwadi	149	98	123	75	130	91	87	97	91	128	60	71	1,190	41.86	16.81
	2nd Nagpada	75	93	74	108	117	62	66	65	49	39	46	47	841	38.75	16.54
	Kamathipura	137	149	139	146	162	96	106	98	89	85	85	80	1,367	37.19	14.90
	Tardeo	81	77	71	95	118	59	58	60	64	68	57	26	829	29.86	13.22
	Byculla	223	162	223	285	267	180	206	170	148	149	130	128	2,261	30.00	14.69
	1st Nagpada	9	19	7	20	23	7	18	7	8	17	9	6	150	23.36	10.75
F	Parel	168	128	130	206	202	102	116	102	126	88	70	91	1,529	33.62	13.63
	Sewri	122	82	92	84	81	63	72	55	44	38	35	49	817	42.84	13.47
	Sion	83	110	92	86	84	89	68	67	54	41	52	37	913	29.75	12.02
G	Mahim	80	62	82	77	79	58	60	65	48	67	54	64	796	26.10	13.87
	Worli	235	201	186	275	265	172	211	198	150	139	115	156	2,323	25.92	11.84
	Harbour, Docks, Railways and Homeless	20	4	3	1	1	1	8	4	5	5	1	3	51	1.13	3.75
	Total	2,581	2,123	2,186	2,583	2,735	1,832	1,342	1,790	1,609	1,783	1,463	1,528	14,034	10,021	24,055	21.91	29.54	24.55	12.22

TABLE of Deaths registered from INJURIES by Section and Month in 1919.

1 Ward.	2 SECTION.	3												4			5			6 Mean Ratio per 1,000 of Population during the previous 5 years.
		January.	February.	March	April.	May.	June.	July.	August.	September.	October.	November.	December.	Total.			Death Ratio per 1,000 of Population			
														Males.	Females.	Total.	Males.	Females.	Total.	
A	Upper Colaba	1	2	2	...	1	...	1	...	2	11	7.08	7.70
	Middle and Lower Colaba	2	...	2	...	1	...	2	1155	.60
	Fort, South	1	7	2.02	6.98
	Fort, North	2	1	2	1	1	1	...	3	1	1974	.86
B	Esplanade	1	2	2	2	1	2	3	3	3	5	10	34	1.91	2.30
	Mandvi	7	2	1	1	2	2	3	...	4	2	2	2	...	3884	.45
	Chukla	1	1	1	...	1	2	2	2	...	838	.37
	Umarkhadi	6	1	4	2	2	1	2	...	1	3	1	7	...	3576	.64
C	Dongri	1	1	4	4	1	4	5	1	3	3	5	6	...	34	1.24	.51
	Market	8	...	2	2	1	4	...	1	1	1	1	1859	.62
	Dhobi Talao	1	1	1	2	2	...	1	3	5	2872	.54
	Fansawadi	2	1	1	3	1	...	1	1	1	1140	.51
	Bhuleshwar	4	1	1	1	4	1	1	...	1	1	2	3	...	3260	.52
	Khara Talao	1	1	1	1	1	2	4	2	2	...	1252	.56
D	Kumbharwada	4	2	...	2	2	1	1	1450	.61
	Khetwadi	1	...	1	4	1	...	1	1	...	4	2	1546	.59
	Girgaum	1	2	3	...	2	1	3	2	2	2	...	1755	.42
	Chowpati	1	1	1	...	2	1	...	1	1	978	.70
	Wakreshwar	2	...	1	...	1	2	1	3	1	11	1.03	.94
E	Mahalakshmi	2	3	1	3	...	1	2	3	1557	.49
	Masagon	2	2	2	2	5	1	...	1	3	1	2	1	...	2876	.59
	Tarwadi	7	8	12	11	12	11	12	7	24	8	8	8	...	140	4.92	2.21
	2nd Nagpada	1	...	2	1	1	1	1	2	1	3	1464	.56
	Kamathipura	3	5	...	1	1	1	7	3	2	...	1	1	...	2362	.59
	Tardeo	1	1	...	2	3	1	1	2	2	2	...	1846	.43
	Rycella	1	6	3	9	5	11	5	6	4	6	4	5	...	6424	.50
F	1st Nagpada	2	...	1	1	1	698	.77
	Parel	1	3	...	1	6	2	2	2	3	1	1	1	...	2850	.46
	Sewri	5	1	4	1	2	2	3	2	4	1	1	4	...	30	1.57	.62
G	Sion	6	2	2	1	3	7	1	3	2	2	2	1	...	32	1.04	.81
	Mahim	3	2	3	1	1	...	2	3	2	3	3	1	...	2478	.68
	Worli	7	7	4	5	5	3	4	5	5	3	5	...	5662	.50	
Harbour, Docks, Railways and Homeless	2	1	3	1	2	...	2	5	3	2	3	4	...	2865	.55
Total ...		77	51	53	72	78	66	75	61	74	82	64	82	620	215	835	.96	.63	.85	.67

TABLE of Deaths registered from OTHER CAUSES by Section and Month in 1919.

Ord.	SECTION.	3												4			5			6
		January.	February.	March.	April.	May.	June.	July.	August.	September.	October.	November.	December.	Total.			Death Ratio per 1,000 of Population.			
														Males.	Females.	Total.	Males.	Females.	Total.	
A	Upper Colaba ...	4	5	8	2	4	4	4	2	4	6	4	3	46	28.90	26.83
	Middle and Lower Colaba	34	30	21	28	60	29	27	32	27	27	24	28	367	18.64	9.24
	Fort, South	6	8	7	3	6	12	6	10	8	4	8	8	76	21.25	14.16
	Fort, North	53	36	25	41	64	44	39	29	34	88	49	57	508	19.88	18.18
B	Esplanade	41	21	27	33	39	55	29	18	18	23	30	20	384	18.80	11.87
	Mandvi	33	27	43	24	32	29	17	29	33	41	29	32	869	11.11	9.36
	Chukla	34	29	33	36	33	23	24	24	19	34	29	31	849	14.40	12.66
	Umarkhadi	77	79	86	116	138	102	109	81	80	71	69	70	1,060	23.86	18.17
C	Dongri	40	49	39	45	63	50	48	37	40	33	31	19	514	18.86	9.43
	Market	80	27	32	24	34	19	33	34	29	27	33	34	356	11.79	7.82
	Dhobi Talao	86	53	52	68	65	55	52	78	49	52	64	47	731	18.89	12.36
	Fanaswadi	45	42	50	51	47	40	38	41	37	47	30	29	497	18.13	11.89
	Bhuleshwar	64	58	52	74	73	53	54	39	48	50	47	39	646	17.71	18.35
	Khara Talao	49	41	44	48	76	43	38	38	39	37	48	30	531	23.10	17.92
D	Knubharwada	56	45	38	70	33	60	46	63	48	42	37	59	647	23.85	14.07
	Khetwadi	33	37	34	45	74	40	51	52	45	42	49	61	533	17.62	12.52
	Girgaum	43	27	37	47	74	43	45	36	34	41	41	44	512	16.63	12.76
	Chowpati	17	12	15	14	31	15	20	13	19	22	19	23	220	19.30	13.19
	Walakeshwar	28	14	14	17	26	20	21	19	15	13	6	9	292	18.98	11.65
	Mahalakshmi	40	36	34	34	64	41	54	47	48	26	30	35	449	18.59	10.4
E	Mazagon	57	38	61	77	77	52	40	54	48	54	40	42	460	21.28	12.36
	Tarwadi	86	64	68	78	98	70	70	68	47	71	61	40	821	23.88	17.52
	2nd Nagpada	54	69	52	64	74	60	38	47	44	39	34	38	613	28.24	14.01
	Kamathipura	59	41	78	68	106	63	57	56	42	63	51	44	748	20.85	14.53
	Tardeo	52	48	48	50	88	57	35	51	51	46	44	36	606	26.94	12.24
	Byculla	250	226	232	312	336	196	272	230	199	232	178	180	2,843	37.73	18.52
F	1st Nagpada	13	11	8	9	9	11	12	6	10	12	11	5	117	18.24	11.69
	Parel	110	77	70	57	69	54	61	84	71	70	45	49	937	18.40	10.64
	Sewri	44	37	34	34	30	26	24	30	31	25	33	18	355	18.61	10.90
G	Sion	98	84	64	64	93	105	77	78	86	68	50	42	904	29.46	15.38
	Mahim	54	40	40	51	77	66	57	57	61	70	55	39	687	22.53	13.54
	Worli	127	161	165	199	213	214	205	210	162	146	117	139	2,128	25.74	12.47
	Harbour, Docks, Railways and Homeless...	2	3	1	1	2	3	4	2	3	7	1	1	3066	.72
	Total	1,884	1,569	1,807	1,908	2,398	1,733	1,707	1,395	1,529	1,579	1,382	1,376	10,735	9,650	23,365	16.76	23.39	20.80	13.78

COMPARATIVE TABLE of Deaths from some of the PRINCIPAL CAUSES during 1919 and the preceding 5 years.

YEAR.	Cholera.		Small-pox.		Measles.		Plague.		Malaria.		Enteric Fever.		Other Fevers.		Diarrhoea and Dysentery.		Tubercle of Lungs including other Tubercular Diseases.		Respiratory Diseases.		Injuries.		All other Causes.		Total Deaths.	
	No. of deaths.	Rate per 1,000.	No. of deaths.	Rate per 1,000.	No. of deaths.	Rate per 1,000.	No. of deaths.	Rate per 1,000.	No. of deaths.	Rate per 1,000.	No. of deaths.	Rate per 1,000.	No. of deaths.	Rate per 1,000.	No. of deaths.	Rate per 1,000.	No. of deaths.	Rate per 1,000.	No. of deaths.	Rate per 1,000.	No. of deaths.	Rate per 1,000.	No. of deaths.	Rate per 1,000.	No. of deaths.	Rate per 1,000.
1914 ...	221	.22	252	.25	268	.26	2,941	2.90	213	.21	147	.15	2,517	2.56	8,102	8.16	1,889	1.93	8,754	8.91	608	.62	10,966	11.19	81,853	82.52
1915 ...	16	.01	359	.36	70	.07	599	.61	208	.21	100	.11	1,774	1.81	2,195	2.24	1,710	1.74	6,770	6.91	608	.61	9,265	9.45	28,681	29.17
1916 ...	141	.14	1,021	1.04	844	.85	1,987	2.02	358	.36	166	.17	1,735	1.77	2,420	2.47	1,902	1.94	9,649	9.85	762	.77	10,207	10.42	80,574	81.21
1917 ..	61	.06	269	.27	221	.22	1,706	1.74	262	.26	170	.17	2,017	2.09	2,591	2.64	2,118	2.16	11,281	11.46	674	.68	12,070	12.32	38,390	39.09
1918 ...	1,662	1.69	1,024	1.04	486	.49	1,143	1.16	300	.30	125	.12	4,228	4.31	2,797	2.85	2,518	2.56	28,487	28.97	648	.65	20,080	20.50	58,388	59.61
Mean of the preceding 5 years.	420	.42	585	.59	277	.28	1,675	1.71	234	.23	144	.14	2,454	2.48	2,621	2.67	2,026	2.06	11,974	12.22	659	.67	12,518	12.76	35,577	36.41
1919 ...	3,455	3.63	780	.79	581	.57	702	.71	262	.26	131	.14	5,227	5.28	4,457	4.55	2,760	2.83	24,055	24.55	835	.85	20,365	20.80	68,610	70.04

20—continued.

SPECIFIC CAUSES of DEATHS in 1919 arranged according to the Nomenclature of Diseases drawn up by the Committee of the Royal College of Physicians of London—continued.

No.	CAUSES OF DEATHS.	January.	February.	March.	April.	May.	June.	July.	August.	September.	October.	November.	December.	Total
DISEASES OF THE RESPIRATORY SYSTEM.														
838	Asthma	379	292	340	270	272	186	213	230	201	242	202	194	2,921
339	Laryngitis	1	1
346	Oedema of Glottis	1	1
404	Bronchitis	197	186	201	292	314	217	328	185	161	181	148	109	2,399
	" Acute	29	24	26	52	51	29	36	24	24	27	21	24	387
	" Chronic	231	187	170	212	220	110	151	170	183	177	185	159	2,105
	" Capillary	183	110	153	166	165	86	102	92	88	97	85	63	1,340
408	Bronchiectasis	1	1	2	...	1	5
410	Congestion of the Lungs	1	1
411	(a) Hæmoptysis	1	1
412	Oedema of the Lungs	2	1	1	1	...	1	3	...	1	10
413	Pneumonia	981	680	767	946	1,042	615	613	625	597	672	495	619	8,652
	" Broncho	600	640	606	619	648	564	478	488	537	568	349	332	5,979
	" Pleuro	1	...	1	2	...	2	2	2	1	...	2	4	17
	" Lobar	4	3	4	4	3	4	3	7	3	6	2	12	55
	" Double	7	15	7	10	11	9	8	6	5	8	18	9	113
	" Croupous	1	1	2
414	Abscess of the Lungs	1	1
417	Inflammation of the Lungs	1	1
419	Phthisis	157	113	129	181	164	159	177	156	168	154	148	121	1,817
421	Emphysema	4	3	6	2	5	1	...	3	4	1	3	...	32
422	Atelectasis	7	...	1	2	3	1	1	1	1	1	18
423	Collapse of the Lungs	1	1
425	Pleurisy	1	1	...	2	...	6	...	3	1	1	15
426	Empyema	2	1	1	...	1	5
429	Pneumothorax	1	...	2	3
	Cough... ..	2	...	2	1	...	1	1	1	2	...	10
DISEASES OF THE DIGESTIVE SYSTEM.														
436	Stomatitis	1	...	1	1	3
437	Ulceration of the Mouth	1	1
438	Cancerum oris	2	...	1	1	...	1	1	6
440	Disorders of dentition	40	27	44	39	28	16	30	38	28	15	12	17	334
452	Pyorrhæa alveolaris	1	1	...	1	...	1	4
475	Tonsillitis	1	1
484	Ludwig's angina	1	1	...	1
484	Post-pharyngeal abscess	1
487	Stricture of the Oesophagus	2	2
489	Gastritis	3	1	1	1	2	1	5	...	2	...	3	2	21
490	Ulceration of the Stomach...	1	...	1	1	...	3
	(b) " " Perforating	1	...	1	2
492	(c) Gastric fistula	1	1	2
492	Hæmatemesis	1	1	2
494	Degeneration	1	1
198(d)	(b) Stricture of pylorus	1	...	1	2
499	Indigestion	4	2	3	4	1	2	...	4	2	3	...	1	30
506	Vomiting	1	2	3

20—continued.

SPECIFIC CAUSES of DEATHS in 1919 arranged according to the Nomenclature of Diseases drawn up by the Committee of the Royal College of Physicians of London—continued.

No.	CAUSES OF DEATHS	January.	February.	March.	April.	May.	June.	July.	August.	September.	October.	November.	December.	Total.
DISEASES OF THE URINARY SYSTEM.														
651	Nephritis	1	1	...	1	3	2	2	3	1	2	7	1	24
	• „ Acute	1	8	...	1	2	1	3	1	1	...	2	2	17
652	Bright's disease	27	14	16	23	16	11	14	14	17	18	24	15	208
	(1) Chronic nephritis	4	6	1	4	2	...	8	8	1	3	27
653	(2) „ interstitial nephritis	1	1	1	3	...	4	2	1	3	15
	Disease of Kidney	1	1	1	1	2	...	2	1	9
654	(d) Pyonephrosis	1	1
	(e) Perinephric abscess	1	1
655	Pyelitis	1	1	1	3
659	Hydronephrosis	1	...	1
668	Renal Colic	1	1	2
676	Cystitis	1	2	1	1	2	1	1	9
687	Calculus in the Bladder	1	...	1	1	...	1	...	1	5
689	Retention of urine	1	1	...	2
690	Incontinence of urine	1	1
692	Suppression of urine	1	1
697	Albuminuria	1	3	...	1	1	2	...	2	1	11
	Uræmia	4	2	3	4	3	...	5	1	1	3	1	27
	Atomy of the Bladder	1	1
	Stenosis of the neck of the Bladder	1	1
DISEASES OF THE GENERATIVE SYSTEM.														
713	Stricture of the Urethra	1	1	1	...	1	4
715	Extravasation of urine	2	1	1	...	1	1	...	6
720	Chronic enlargement of the Prostate	1	1
733	Gangrene of the Penis	1	1
754	Hydrocele	1	...	1	2
757	(1) Orchitis	1	1	2
765	Oophoritis	1	1
773	(b) Pyosalpinx	1	1
783	(a) Perimetritis	2	2	1	5
	(b) Parametritis	1	1
785	Inflammation of the Uterus	1	1	2
	(a) Endometritis	1	1	2
823	Leucorrhœa	5	2	...	1	...	1	2	...	1	1	13
833	Puerperal hæmorrhage	1	...	1	1	3
834	Abortien	4	...	2	1	1	1	9
	Hyperemesis gravidarum	1	1
848	Rupture of the Uterus	1	1	2	4
849	Still birth	178	171	158	173	167	135	165	218	190	174	168	137	2014
850	Asphyxia of child	2	1	...	1	2	...	3	2	1	2	1	3	17
852	Premature birth	25	12	30	32	38	27	30	47	34	34	42	38	384
853	Post-partum hæmorrhage	1	2	3	3	3	1	3	4	...	1	4	...	25
	Anti- „ „	1	...	1	1	1	...	3	...	7
870	Sudden death after delivery	2	2
875	(b) Chronic abscess of breast	1	1	2

20—concluded.

SPECIFIC CAUSES of DEATHS in 1919 arranged according to the Nomenclature of Diseases drawn up by the Committee of the Royal College of Physicians of London—concluded.

No.	CAUSES OF DEATHS.	January.	February.	March.	April.	May.	June.	July.	August.	September.	October.	November.	December.	Total.
LOCAL INJURIES.														
1091	Fracture of vault of skull ...	2	1	2	5
1092	„ of base of skull ...	4	8	1	1	5	...	1	1	...	1	2	1	20
1093	Wound of skull ...	3	...	2	2	4	2	6	4	8	2	...	6	34
1096	Concussion of brain	2	1	1	1	5
1097	Contusion „ ...	1	1
1098	Compression „	1	1	...	1	2	...	1	6
1101	Gun-shot wound of the Head	1	1	1	1	1	1	...	6
1103	Wound of the Face	1	1	2	1	2	1	1	...	9
1135	„ of neck, including out-throat ...	1	1	2	1	1	1	7
1145	Fracture of ribs...	1	1	1	...	1	1	5
1149	Penetrating wound of lung ...	1	1	8	8	...	1	1	...	10
1152	Wound of the heart	1	1	2
1154	Rupture of heart and lung ...	1	1	2	2	1	...	2	3	3	4	1	2	22
1155	Gun-shot wound of the Chest	1	1
1159	Wound of the Back and Spinal Cord	2	2
1160	Fracture of spine ...	2	1	1	1	...	2	1	8
1162	Compound fracture of the Back.	1	1
1169	(b) Penetrating wound of the Abdomen ...	2	1	...	1	2	1	1	8
1180	Wound of anus	1	1
1189	Fracture of pelvic bones	1	1
1197	Wound of the Upper Extremities	1	...	1	1	3
1218	Gun-shot wound of the Upper Extremities ...	2	2
1222	Wound of the Lower Extremities. ...	1	1	1	3	6
1227	Fracture of femur	1	...	1	...	1	1	...	1	...	5
	„ neck of femur ...	1	...	1	1	3
1230	„ fibula	1	1
1240	Dislocation of os calcis	1	1
1244	Gun-shot wound of the Lower Extremities	1	1
DROWNING.														
	Drowning ...	6	6	18	5	11	10	18	11	13	5	16	8	122
POISONING.														
	Poisoning ...	2	1	2	7	7	7	7	3	4	5	2	3	50
UNSPECIFIED CAUSES.														
	Unspecified Causes ...	12	11	13	3	8	8	2	1	1	4	1	3	57

TABLE of VACCINE OPERATIONS performed in the City of Bombay in the year 1919.

Ward.	SECTION.	Population (Census of 1911).	Number of Depôts in each District.	Number of Vaccinators in each District.	Number of persons vaccinated.			Average number of persons vaccinated by each Vaccinator.	Primary Vaccinations.							Re-vaccinations.			Percentage of successful cases where results were known.		Persons successfully vaccinated per 1,000 of population.	Average annual number of persons successfully vaccinated during the past 5 years.		Average annual number of deaths from Small-pox during the preceding 5 years.		Average cost of each successful Vaccination.	
					Males.	Females.	Total.		Total.			Successful.				Total.	Successful.	Unknown.	Primary Vaccinations.	Re-vaccinations.		Number.	Ratio per 1,000 of population.	Number.	Ratio per 1,000 of population.		
									Males.	Females.	Total.	Under one year	Between one year and under 6 years	6 years and above.	Total.												Unknown.
1	2	3	4	5	6	7	8	9	10	11	12	13	14	15	16	17	18	19	20	21	22	23	24	25	26	27	28
A	Upper Colaba ...	1,557	1		346	307	553		184	151	285	180	31	...	211	88	268	...	263	85.48	9.93	820	15.07	2	1.28	
	Middle and Lower Colaba ...	19,679																									
	Fort, South ...	3,462	1		1,639	465	2,104		250	283	538	800	108	1	499	28	1,571	1	1,566	95.05	20.00	10.72	528	11.32	2	.57	
	Fort, North ...	25,400	1																								
B	Esplanade ...	17,761	1		7,336	2,069	9,405		80	81	161	88	15	..	108	53	9,244	...	9,244	95.37	5.50	138	7.49	7	.59	
	Mandvi ...	33,202	1		330	210	540		129	155	384	190	42	1	233	23	256	...	256	89.27	7.02	388	10.18	20	.60	
	Chukla ...	24,231			359	279	638		208	269	477	312	105	3	420	28	161	...	161	92.51	17.35	377	15.56	5	.20	
	Umardhadi ...	45,673	1	1	1,036	542	1,578		397	390	787	550	131	1	685	50	791	...	791	92.94	14.99	886	18.30	13	.28	
C	Dongri ...	27,246	1	1	278	203	481		188	167	355	205	42	2	809	33	126	...	126	95.96	11.84	420	15.42	4	.14	
	Market ...	80,172			447	255	705		228	221	447	289	99	8	391	34	258	...	257	94.67	12.96	437	14.48	16	.53	
	Dhobi Talao ...	38,684	1	1	773	306	1,169		330	305	635	448	112	8	558	40	584	1	532	95.69	50.00	14.58	702	18.15	35	.90	
	Fanaswadi ...	27,403			301	196	497		183	173	356	250	51	3	304	39	141	1	140	95.90	100.00	11.18	445	16.24	15	.54	
D	Rhuleshwar ...	36,459			524	288	812		246	220	466	308	37	2	407	46	340	...	345	96.90	11.16	469	12.86	4	.10	
	Khara Talao ...	22,979	1	1	295	163	458		146	144	290	210	36	...	246	42	166	...	166	99.19	10.70	359	15.62	6	.26	
	Kumbharwada ...	27,703			391	228	619		179	184	363	266	39	...	305	51	256	1	255	97.76	100.00	11.04	519	18.73	12	.43	
	Khetwadi ...	31,937	1	...	403	384	786		287	322	609	471	77	8	551	39	177	...	175	96.67	17.2	644	20.16	24	.75	
E	Girgaum ...	30,779			618	407	1,025		385	341	726	531	109	3	648	65	299	1	298	97.28	100.00	2.61	742	24.11	33	1.07	
	Chowpati ...	11,297			176	169	345		140	147	287	211	50	...	261	20	58	...	57	97.75	22.77	312	27.37	8	.70	
	Wajkeshwar ...	10,640	1	...	243	111	354		85	70	155	180	17	...	147	6	199	...	199	98.66	13.91	197	18.51	3	.28	
	Mahalakeshmi ...	26,302			260	270	530		422	57	479	422	57	4	483	35	171	3	168	97.58	37.50	18.48	618	23.81	15	.57	
F	Mazagon ...	30,075	1	...	342	285	627		232	239	471	367	45	3	416	36	156	...	156	95.68	13.83	604	20.08	17	.56	
	Tarwadi ...	28,424			379	196	575		177	176	353	278	40	1	319	29	222	...	222	98.46	11.22	479	16.86	20	.70	
	2nd Nagpada ...	31,700	1	1	777	722	1,499		664	674	1,338	1,052	171	1	1,224	106	161	2	158	99.35	66.67	14.22	1,415	16.41	39	1.06	
	Kamatbipura ...	27,758																									
G	Tardeo ...	36,751	1	1	777	722	1,499		664	674	1,338	1,052	171	1	1,224	106	161	2	158	99.35	66.67	14.22	1,415	16.41	39	1.06	
	Byculla ...	27,758																									
	1st Nagpada ...	75,348	1	1	727	583	1,310		451	474	925	784	101	4	889	84	385	2	382	99.76	66.67	10.29	1,082	13.28	73	.96	
	Harbour, Docks, Railway, and Homeless ...	6,414																									
F	Parel ...	45,474	1	1	515	367	882		291	306	597	470	88	1	554	40	285	...	285	99.46	12.18	717	15.77	29	.63	
	Sewri ...	19,067			102	131	233		88	136	224	166	25	...	191	21	19	...	19	98.96	16.01	801	15.79	9	.47	
	Sion ...	30,680	1	1	388	368	756		320	333	653	440	131	4	576	69	103	...	103	98.46	16.74	653	21.28	16	.52	
G	Mahim ...	30,492	1	1	681	565	1,246		507	516	1,023	760	179	6	945	71	223	...	223	99.26	30.99	1,171	38.40	14	.45	
	Worli ...	89,611			505	490	995		478	477	955	771	118	...	889	52	40	...	40	98.45	9.92	1,185	18.22	56	.65	
Total		9,79,445	14	6	20,828	10,802	31,630	5,272	7,233	7,406	14,639	10,323	2,148	49	12,820	1,466	16,961	20	16,916	97.10	44.44	13.11	16,176	16.51	585	59	2-10-11

TABLE of Births registered and of Vaccinations of Infants under one year of age performed in the year 1919.

Ward.	SECTIONS.	Total number of births exclusive of still-born.	Still-born.	Deaths under one year.	Number of Infants surviving.	Number of Infants vaccinated under one year.	Percentage of vaccinations to births registered.
A	Upper Colaba ...	78	5	26	52	242	64.19
	Middle and Lower Colaba ...	299	32	209	90		
	Fort, South ...	81	3	18	13		
	Fort, North ...	599	59	324	275		
B	Esplanade ...	269	29	134	135	413	65.50
	Mandvi ...	419	42	369	50		
	Chukla ...	884	49	262	123		
	Umarkhadi ...	1,299	132	702	597		
C	Dongri ...	479	48	361	115	306	68.88
	Market ...	296	45	274	22		
	Dhobi Talao ...	952	64	455	397		
	Fanaswadi ...	528	36	317	211		
D	Bhuleshwar ...	613	75	391	222	349	56.98
	Khara Talao ...	558	54	281	276		
	Kumbharwada ...	879	59	392	287		
	Khetwadi ...	774	70	372	402		
E	Girgaum ...	702	86	383	319	590	84.04
	Chowpati ...	317	25	113	204		
	Walkeshwar ...	273	38	84	189		
	Mahalakshmi ...	879	51	349	330		
F	Masagon ...	810	90	616	194	410	50.61
	Tarwadi ...	887	80	565	322		
	2nd Nagpada ...	504	59	397	107		
	Kamathipura ...	768	94	649	114		
G	Tardeo ...	675	53	445	230	1,150	90.69
	Byonlla ...	1,787	179	1,588	249		
	1st Nagpada ...	149	16	64	85		
	Parel ...	943	80	673	270		
F	Sewri ...	841	87	401	440	508	58.87
	Sion ...	940	61	465	475		
G	Mahim ...	466	77	468	3	823	176.60
	Worli ...	1,836	186	1,434	402		
	Harbour, Docks, Railways and Homeless ...	1	...	4	...	247	...
	Total ...	20,730	2,014	13,534	7,196	12,012	57.94

23

TABLE of Primary Vaccinations performed with different kinds of Lymph in 1919.

	Number of operations.	Successful.	Unknown.	Percentage of success after deducting the unknown cases.
I Calf Lymph ...	7,764	7,075	619	99.02
II Glycerinated Lymph ...	6,959	5,745	847	93.99
III Lanolinated Lymph
IV Human Lymph
Total ...	14,723	12,820	1,466	96.70

24

TABLE of prosecutions instituted by the Vaccination Department in 1919.

1	2	3	4	5	6	7
Section of the Act.	Nature of the Charge.	Number of Cases instituted.	Number of Cases discharged.	Otherwise.	Number of Cases convicted.	Amount of Fines inflicted.
Section VII of the Bombay Vaccination Act I of 1877.

TABLE of DEATHS by Disease

Wards.	SECTIONS.	GENERAL DISEASES.																			
		Small-pox.	Measles.	Plague.	FEVERS.						Relapsing Fever.	Influenza.	Whooping Cough.	Diphtheria.	Cholera.	Diarrhoea.	Dysentery.	Puerperal Septicæmia.	Leprosy.	Cancer.	Premature Birth.
					Scarlet Fever.	Kala-Aza.	Enteric Fevers.	Malarial Fever.	Ague and Remittent Fever.												
A	Upper Colaba	1	4	5	4	...	5	2	8	6	1	1	
	Middle and Lower Colaba	13	18	58	8	6	28	2	85	207	18	10	1	...	8	11	
	Fort, South	7	2	5	5	...	6	15	20	12	1	3	
	Fort, North	18	12	11	84	2	92	...	1	201	54	20	2	...	3	84	
	Esplanade	11	...	1	2	23	52	...	86	103	53	20	1	...	2	14	
B	Mandvi	40	2	11	171	17	24	88	52	36	20	...	2	11	
	Chukla	14	1	...	69	1	15	59	20	17	18	6	
	Umakhadi	75	7	10	219	4	93	230	198	114	87	...	2	16	
	Dongri	18	5	...	184	1	95	161	120	77	9	1	1	5	
C	Market	22	5	4	49	2	38	96	24	21	9	...	3	10	
	Dhobi Talao	25	21	15	103	6	53	1	...	268	70	30	2	1	9	28	
	Fanaswadi	12	6	5	96	1	40	179	86	24	2	...	1	4	
	Bhuleshwar	25	2	4	87	3	21	95	114	30	3	...	8	8	
	Khara Talao	28	3	...	52	...	54	44	29	28	14	1	1	8	
	Kumbharwada	8	1	1	153	1	161	104	79	26	18	2	1	16	
	Khetwadi	10	5	10	194	...	72	195	53	34	5	...	11	26	
D	Girgaum	25	3	3	192	...	73	207	36	38	10	...	8	32	
	Chowpati	5	2	...	31	1	35	...	1	44	19	8	3	...	2	8	
	Walkeshwar	9	2	4	36	...	31	75	29	10	2	...	4	10	
	Mahalakshmi	40	4	7	87	2	61	309	100	33	5	9	
	Mazagon	30	6	...	246	1	23	429	224	78	7	...	1	4	
E	Tarwadi	11	7	29	241	16	63	447	243	127	9	...	5	24	
	2nd Nagpada	6	3	...	91	1	42	112	53	14	18	1	2	10	
	Kamathipura	16	3	4	314	8	87	232	62	40	22	...	2	14	
	Tardeo	21	5	11	136	11	83	166	100	16	5	...	1	12	
	Byculla	37	11	18	310	34	72	1	1	901	247	181	40	1	6	27	
	1st Nagpada	3	5	16	8	16	28	13	11	4	4	
F	Parel	15	3	7	346	6	66	1,013	80	57	28	1	...	9	
	Sewri	35	2	3	217	2	17	387	54	47	10	8	
	Sion	29	...	2	5	25	224	9	189	438	143	55	28	114	2	2	
G	Mahim	1	1	3	185	2	60	94	126	60	10	...	2	6	
	Worli	45	4	7	845	11	130	1,443	403	295	43	1	3	18	
	Harbour, Docks, Railways and Homeless	2	...	5	3	9	14	...	4	93	1	1	1	
	TOTAL	780	561	702	...	4	131	262	5,071	152	1,942	2	3	8,455	2,881	1,576	372	123	80	384	

and Section in 1919.

Debility.	Old Age.	Tubercle of Lungs.	All other Tubercular Diseases.	Other General Diseases.	LOCAL DISEASES.													INJURIES.					TOTAL.
					Nervous System.	Diseases of the Eye, Ear and Nose.	Circulatory System.	Respiratory System.			Digestive System.	Lymphatic System.	Urinary System.	Generative System.	Still-born.	Organs of Locomotion and Connective Tissue.	Other Local Diseases.	General.			Unspecified Causes.		
								Phthisis.	Pneumonia.	Other Diseases of the Respiratory System.								Drowning.	Other General Injuries.	Local Injuries.		Poison.	
10	4	5	4	6	6	...	2	6	27	11	8	...	1	1	5	2	6	3	134
67	15	4	5	69	41	...	16	32	169	91	36	...	18	6	32	7	...	2	5	4	...	3	1,042
5	3	14	8	17	5	1	9	4	38	21	23	...	1	1	9	1	1	4	2	...	234
84	44	17	16	91	44	...	24	71	339	169	60	...	19	8	59	1	13	5	1	1	1,565
52	22	38	34	55	22	1	20	23	309	91	30	1	13	8	29	3	24	8	2	4	1,155
66	51	11	7	94	24	...	7	102	385	277	50	...	13	7	42	2	21	3	2	...	1,620
71	55	9	5	83	28	...	6	76	186	269	56	...	5	2	49	3	1	1	3	2	2	...	1,094
188	231	22	10	181	100	...	12	83	519	486	102	...	17	6	132	4	...	1	26	4	4	1	3,210
91	100	12	9	55	69	...	5	12	390	213	68	...	11	1	48	2	...	2	21	10	1	1	1,731
62	52	18	17	66	23	...	16	41	267	203	56	...	5	7	45	3	...	4	6	7	1	1	1,186
90	123	22	10	138	69	...	33	31	540	281	116	1	20	21	64	8	...	5	14	7	2	3	2,287
65	96	9	10	94	53	...	11	25	375	260	86	1	18	23	36	3	...	3	4	1	8	...	1,621
93	137	17	10	167	80	...	7	11	386	384	111	1	6	8	73	1	...	2	16	3	1	...	1,798
81	54	11	1	57	118	...	10	34	232	263	106	1	9	4	54	2	10	2	...	1	1,308
108	61	10	8	83	81	...	1	59	362	341	159	...	8	7	59	1	3	...	9	4	1	2	1,888
88	78	21	10	93	70	...	24	109	230	265	64	...	18	14	70	1	2	...	9	5	1	2	1,783
74	77	12	10	89	61	...	13	111	246	302	59	...	8	9	86	8	1	4	9	2	2	...	1,777
25	38	1	3	20	44	...	2	23	96	45	31	2	2	6	25	1	6	3	519
28	81	6	4	23	27	...	9	25	68	60	20	2	9	4	38	2	...	1	7	3	...	5	551
89	51	5	10	128	76	...	10	74	308	304	35	...	15	8	51	1	1	1	9	4	1	...	1,842
123	120	5	1	89	232	...	6	3	937	214	9	...	6	17	90	1	...	2	16	4	1	2	2,374
115	117	90	27	120	204	1	30	17	965	225	68	1	23	28	80	11	1	17	85	33	5	1	3,428
137	113	12	8	144	53	...	11	120	426	415	51	...	10	10	59	2	12	...	2	4	1,952
167	19	15	7	258	108	...	10	227	849	518	42	...	10	5	94	3	...	1	12	7	3	1	3,139
97	71	5	4	155	105	...	7	136	410	419	49	...	14	4	53	8	...	1	12	2,146
468	665	20	18	434	625	...	22	89	1,637	624	422	1	28	19	179	6	2	3	87	14	10	3	7,047
18	22	3	2	20	11	...	9	15	94	56	9	2	16	...	1	1	3	2	...	1	385
174	386	8	4	78	39	...	13	62	1,110	419	36	...	9	4	80	2	...	5	10	8	...	3	4,007
99	176	2	1	27	5	...	3	19	602	215	11	...	3	...	37	10	17	3	...	1	1,986
158	191	220	9	104	85	...	25	45	650	263	87	...	5	3	61	7	...	15	15	2	...	4	3,154
109	169	11	1	101	115	...	10	48	354	442	71	...	22	5	77	3	1	6	15	1	2	3	2,037
493	604	12	14	415	315	...	25	133	1,190	1,133	96	1	20	11	186	8	...	15	27	13	1	10	7,867
1	1	3	2	5	3	...	9	1	48	3	5	16	7	5	...	1	248
3,516	3,977	670	293	3,559	2,955	3	417	1,817	14,318	9,237	2,232	12	366	259	2,014	93	13	122	487	176	50	57	68,610

TABLE of DEATHS by Race, Caste and Sex in 1919.

RACE OR CASTE.	GENERAL DISEASES.																					
	Small-pox.	Measles.	Plague.	FEVERS.																Influenza.	Whooping Cough.	
				Scarlet Fever.		Kala Azr.		Enteric Fever.		Malarial Fever.		Ague and Re-mittent Fever.		Relapsing Fever.								
Males.	Females.	Males.	Females.	Males.	Females.	Males.	Females.	Males.	Females.	Males.	Females.	Males.	Females.	Males.	Females.	Males.	Females.	Males.	Females.	Males.	Females.	
Jains	7	4	5	3	58	12	5	1	2	7	73	43	1	...	49	24
Brahmins	22	17	5	14	36	4	6	2	10	8	112	67	57	41
Lingaits	8	6	1	2	1	24	20	6	3
Bhatias	1	1	5	1	4	3	6	7	6	3
Hindus of other Castes...	248	176	127	159	246	86	28	7	74	92	1,650	1,208	53	20	615	388	..	1
Hindus, Low Caste	49	62	92	80	39	21	3	4	8	2	552	414	40	17	161	106
Muslimans	55	18	26	20	94	33	3	...	9	2	41	8	409	283	14	...	200	55
Parsees	1	2	4	...	4	18	15	7	6	6	23	27	68	56
Jews	6	2	1	1	1	2	5	10	16	3	3
Indian Christians	52	88	9	10	30	16	21	5	18	10	62	47	4	2	62	56	...	1
Anglo-Indians	2	3	...	1	...	1	1	...	4	3	3	3	3	6
Europeans	4	9	2	1	...	10	4	7	3	2	2	12	1
Negro-Africans	2	3
Buddhists	1	...	5	...	3	1	1	...	9
Other and Unknown Castes	1
All Castes ...	Males ...	443	...	271	...	512	4	...	98	...	181	...	2,931	...	131	...	1,250
	Females	332	...	290	...	190	33	...	81	...	2,140	...	39	...	692	...	2
Persons ...	780	561	702	...	4	131	292	5,071	152	1,942	2											

TABLE of DEATHS by Race, Caste and Sex in 1919—continued.

RACE OR CASTE.		GENERAL DISEASES—contd.																				
		Diphtheria.		Cholera.		Diarrhoea.		Dysentery.		Puerperal Septicæmia.		Leprosy.		Cancer.		Premature Birth.		Debility.		Old Age.		
		Males.	Females.	Males.	Females.	Males.	Females.	Males.	Females.	Males.	Females.	Males.	Females.	Males.	Females.	Males.	Females.	Males.	Females.	Males.	Females.	
Jains	48	22	36	23	16	17	...	16	3	...	5	4	47	87	25	39	
Brahmins	81	30	48	28	40	17	...	18	1	8	15	3	46	48	47	48	
Lingaits	90	19	7	7	13	18	...	1	20	10	6	13	
Bhatias	8	2	9	6	6	2	...	2	3	2	...	10	11	9	13	
Hindus of other Castes	1	3,893	2,205	791	615	519	328	...	157	52	17	7	9	82	80	979	729	955	1089
Hindus, Low Caste	663	441	270	271	144	118	...	78	7	6	...	3	28	19	387	333	310	352
Musulmans	428	181	271	216	140	84	...	90	16	...	3	5	23	14	376	271	458	295
Parsees	50	49	48	45	21	28	...	1	6	12	36	17	13	19	52	61
Jews	8	4	4	11	8	4	...	3	1	4	1	5	10	13	17	20
Indian Christians	215	142	72	70	23	22	...	6	11	12	5	5	32	21	59	85	23	41
Anglo-Indians	4	4	4	10	1	2	1	2	2	1	1	3
Europeans	1	11	12	9	6	1	1	8	3	1	4	1	2
Negro-Africans	1	2	2	11	1	1
Buddhists	3	1	1	...	2	1
Other and Unknown Castes	1	...	1	1	2	1
All Castes...	Males	1	...	5,337	...	1,572	...	943	88	...	34	...	217	...	1,052	...	1,904	...
	Females	2	...	3,118	...	1,302	...	633	...	372	...	35	...	46	...	167	...	1,554	...
	Persons	3	...	8,455	...	2,881	...	1,576	...	372	...	123	...	80	...	384	...	3,516	...	3,977

TABLE of DEATHS by Race, Caste and Sex in 1919—continued.

RACE OR CASTE.	GENERAL DISEASES—concluded.						LOCAL DISEASES.																	
	Tubercle of Lung.		Other Tubercular Diseases.		Other General Diseases.		Nervous System		Diseases of the Eye, Ear and Nose.		Circulatory System.		Phtisic.		RESPIRATORY SYSTEM.				Digestive System.		Lymphatic System.		Urinary System.	
	Males.	Females.	Males.	Females.	Males.	Females.	Males.	Females.	Males.	Females.	Males.	Females.	Males.	Females.	Males.	Females.	Males.	Females.	Males.	Females.	Males.	Females.	Males.	Females.
Jains	2	2	5	7	51	51	49	44	12	1	12	32	303	156	153	187	44	35	11	6
Brahmins... ..	7	3	4	15	64	74	60	44	11	1	19	50	328	184	173	155	50	38	...	1	5	2
Lingaits	20	22	10	9	8	18	44	40	50	35	2	3	1
Bhatias	1	2	7	14	7	4	1	...	4	18	29	14	25	34	11	10	2
Hindus of other Castes	284	70	38	40	722	812	664	577	116	29	374	504	4,720	2,881	2,365	2,226	604	353	1	...	90	46
Hindus, Low Caste	17	6	4	8	289	296	278	298	9	3	90	115	2,031	1,291	839	847	178	195	1	...	10	12
Mussulmans	182	30	40	23	346	598	361	284	1	...	71	14	194	321	1,255	721	1,120	878	297	165	1	1	41	29
Parsees	8	13	7	14	73	71	68	47	31	24	5	9	113	109	17	22	70	42	1	6	30	21
Jews	8	2	2	...	4	10	15	8	1	2	1	3	33	25	14	17	6	6	1
Indian Christians	36	30	16	16	59	41	56	46	1	1	57	16	19	27	254	188	63	48	69	56	1	...	24	32
Anglo-Indians	9	2	...	2	2	9	9	4	3	...	2	...	24	12	1	2	8	13	3	2
Europeans	7	1	2	...	12	6	9	5	15	6	37	9	2	1	26	13	6	...
Negro-Africans	2	2	2	1	2	4	6	2	1	1
Buddhists... ..	6	...	1	1	4	...	8	9	1	1	...	16	...	3	...	2	1	1
Other and Unknown Castes	1	1	3	...	1
Males	511	...	165	...	1,643	...	1,584	...	2	...	320	...	724	...	9,184	...	4,850	...	1,338	...	6	...	221	...
Females	159	...	128	...	1,916	...	1,371	...	1	...	97	...	1,093	...	5,634	...	4,387	...	864	...	8	...	145
Persons... ..	670		293		3,559		2,955		3		417		1,817		14,816		9,237		2,232		12		366	

TABLE of DEATHS by Race, Caste and Sex in 1919—concluded.

RACE OR CASTE.	LOCAL DISEASES—concl.								INJURIES.						Poisons.	Unspecified Causes.	All Causes.				
	Generative System.	Still-born.	Organs of Locomotion and Connective Tissue.		Other Local Diseases.		GENERAL.		Local Injuries.												
			Drowning.	Other General Injuries.																	
	Males.	Females.	Males.	Females.	Males.	Females.	Males.	Females.	Males.	Females.	Males.	Females.	Males.	Females.	Males.	Females.	Males.	Females.	Males.	Females.	Persons.
Jains	8	22	35	31	8	1	1	1	4	7	8	1	2	1	1,038	758	1,791
Brabmins	1	8	38	30	2	1	2	...	2	3	11	9	6	1	5	...	3	1	1,263	934	2,197
Lingaits	3	4	1	245	213	458
Bhatias	2	8	3	1	1	1	148	144	292
Hindus of other Castes ...	10	90	489	378	38	10	5	1	51	24	191	72	85	11	14	4	24	10	20,776	16,017	36,793
Hindus, Low Caste ...	4	26	222	180	6	1	7	3	32	6	10	3	6	1	1	1	6,464	5,379	11,843
Musalmans	3	49	216	170	10	4	...	3	17	2	74	28	28	4	7	3	7	4	6,571	4,781	11,352
Parsees	6	18	36	28	5	1	2	...	9	5	2	2	1	1	777	741	1,518
Jews	14	6	...	1	1	1	2	...	1	1	...	1	151	173	324
Indian Christians	17	51	44	3	2	1	...	2	1	7	5	6	1	1	...	2	...	1,355	1,111	2,466
Anglo-Indians	1	1	2	4	2	1	92	86	178
Europeans	1	3	6	3	1	2	5	...	7	...	7	1	1	...	1	...	217	87	304
Negro-Africans	1	17	18	35
Buddhists	4	71	6	77
Other & Unknown Castes	13	17	8	8	1	2	2	14	18	32
Males ...	28	...	1,137	...	70	...	9	...	88	...	344	...	149	...	39	...	38	...	39,199	...	
All Castes... Females	231	...	877	...	23	...	4	...	34	...	143	...	27	...	11	...	19	...	29,411	
Persons ...	259	2,014	93	13	122	487	176	50	57	88,610											

TABLE of DEATHS by Age, Sex and Cause in 1919.

AGE.		GENERAL DISEASES.																						
		Small-pox.	Measles.	Plague.	FEVERS.														Influenza.	Whooping Cough.				
					Scarlet Fever.	Kala azar.	Enteric Fever.	Malarial Fever.	Ague and Remittent Fever.	Relapsing Fever.	Males.	Females.	Males.	Females.	Males.	Females.	Males.	Females.						
DAYS	1 to 30	1	1	1	80	23	1	1	
MONTHS	1 to 6	88	29	28	29	2	...	8	4	97	106	19	5	...	1	
	7 to 12	70	65	69	80	2	5	91	105	20	19	
YEARS	1 to 2	46	45	77	75	2	1	3	8	88	88	17	13	
	2 to 3	17	19	35	85	1	P	2	3	55	44	6	16	...	1	
	3 to 4	16	21	17	22	4	3	1	...	2	2	28	24	6	8
	4 to 5	13	10	16	19	8	1	29	38	2	6	
	5 to 10	37	34	21	25	52	23	5	4	3	5	149	158	7	...	45	53	
	10 to 15	25	15	2	2	68	26	7	8	5	8	174	171	6	...	51	46	
	15 to 20	58	23	2	8	89	30	18	9	12	6	327	271	13	4	175	116	
	20 to 25	55	25	1	1	102	29	4	...	30	8	31	11	523	347	32	13	207	115	
	25 to 30	39	23	93	32	11	2	31	6	468	289	21	13	245	108	
	30 to 35	20	8	...	1	51	8	12	3	29	3	299	166	11	3	161	57	
35 to 40	9	5	2	...	27	14	6	1	17	9	235	126	10	2	107	51		
40 to 45	3	3	16	7	4	3	12	5	90	58	1	...	54	19		
45 to 50	2	2	17	6	1	1	10	2	114	59	6	2	53	19		
50 to 55	1	5	2	1	5	1	54	17	5	2	28	11		
55 to 60	1	3	2	3	1	2	6	3	36	21	1	...	38	15		
60 & over	3	1	5	7	4	48	34	19	14		
Unspecified Age		1	1	
ALL AGES.	Males	448	...	271	...	512	4	...	98	...	181	...	2,931	...	113	...	1,250		
	Females	...	332	...	280	...	180	33	...	81	...	2,140	...	39	...	692	2		
	Persons	780	...	581	...	702	4	...	131	...	262	...	5,071	...	152	...	1,942	2		

TABLE of DEATHS by Age, Sex and Cause in 1919—continued.

AGE.		GENERAL DISEASES—contd.																			
		Diphtheria.		Cholera.		Diarrhoea.		Dysentery.		Puerperal Septicæmia.		Leprosy.		Cancer.		Premature Birth.		Debility.		Old Age.	
		Males.	Females.	Males.	Females.	Males.	Females.	Males.	Females.	Males.	Females.	Males.	Females.	Males.	Females.	Males.	Females.	Males.	Females.	Males.	Females.
DAYS	1 to 30	46	37	1	216	165	1,519	1,170
MONTHS	1 to 6	73	80	6	9	1	1	263	251
	7 to 12	11	9	188	163	33	30	1	47	47
YEARS	1 to 2	1	34	41	164	175	64	50	30	33
	2 to 3	45	52	76	102	48	53	9	6
	3 to 4	60	64	44	45	32	37	1	7	9
	4 to 5	55	46	21	28	21	39	8	3
	5 to 10	230	231	48	51	60	60	1	1	3
	10 to 15	231	196	23	34	84	28	...	4	1	3
	15 to 20	1	570	303	60	54	66	51	...	88	4	1	...	1	2	2
	20 to 25	927	566	133	88	112	50	...	122	9	4	7	4
	25 to 30	954	513	143	96	106	51	...	81	9	3	9	7	1	...
	30 to 35	683	307	103	59	90	49	...	57	11	8	1	4	13	4
	35 to 40	1	552	204	107	76	82	29	...	15	22	9	4	2	11	5
	40 to 45	314	154	52	36	45	13	...	3	9	4	5	6	8	5
45 to 50	862	180	84	53	57	25	...	2	14	1	8	9	22	12	3	1	
50 to 55	110	48	33	21	24	5	4	1	4	4	1	...	10	14	
55 to 60	174	99	68	53	39	18	4	...	5	7	473	497	
60 and over	76	75	98	58	22	21	2	4	8	12	1,417	1,621	
Unspecified Age	1
ALL AGES.	Males ...	1	...	5,337	...	1,572	...	943	83	...	34	...	217	...	1,952	...	1,804	...
	Females	2	3,118	...	1,309	...	633	372	...	35	...	46	...	167	...	1,564	...	2,073
Persons ...		3		8,455		2,881		1,576		372		123		80		384		3,516		3,977	

TABLE of DEATHS by Age, Sex and Cause in 1919—continued.

AGE.	GENERAL DISEASES— <i>conoid.</i>						LOCAL DISEASES.																		
	Tubercle of Lung.		Other Tubercular Diseases.		Other General Diseases.		Nervous System.	Diseases of the Eye, Ear and Nose.		Circulatory System.		Phthisis.	RESPIRATORY SYSTEM.				Digestive System.	Lymphatic System.		Urinary System.					
	Males.	Females.	Males.	Females.	Males.	Females.		Males.	Females.	Males.	Females.		Males.	Females.	Males.	Females.		Males.	Females.	Males.	Females.	Males.	Females.		
DAYS ... 1 to 30	11	18	188	112	2	3	1	...	32	15	37	54	38	30	2	...	
MONTHS ...	1 to 6	...	1	...	1	90	78	646	605	1	437	395	487	434	48	59	3	
	7 to 12	1	1	308	287	847	831	1	716	692	695	709	198	186	1	1	
YEARS ...	1 to 2	1	1	...	1	348	373	86	91	...	1	2	548	608	459	480	181	196	...	1	2	3	
	2 to 3	1	148	198	17	36	1	266	302	140	179	38	40	1	...	2	1	
	3 to 4	1	1	1	2	69	83	17	15	166	172	66	88	16	19	1	
	4 to 5	1	36	48	4	5	2	167	189	33	51	9	16	1	
	5 to 10	9	6	4	6	56	81	19	6	1	1	10	26	452	488	67	87	29	16	3	3
	10 to 15	2	4	8	14	38	69	6	13	1	1	15	66	342	327	21	41	16	18	...	1	3	...
	15 to 20	61	28	17	23	47	125	18	24	11	9	95	232	875	479	60	67	64	46	10	8
	20 to 25	123	28	27	18	88	181	25	26	2	...	32	9	164	270	1,309	568	105	143	139	64	14	9
	25 to 30	134	39	25	25	116	173	34	12	43	19	153	229	1,261	464	146	115	165	52	30	26
	30 to 35	59	30	37	16	69	80	27	12	41	10	128	119	789	254	185	114	132	33	1	...	24	13
	35 to 40	50	12	17	8	61	52	31	11	37	6	88	87	639	263	259	239	103	31	24	12
	40 to 45	26	5	10	3	54	19	28	15	31	4	25	36	338	108	231	163	69	23	2	...	23	10
45 to 50	24	9	10	6	38	17	30	5	30	11	17	12	368	143	541	424	59	19	1	1	21	17	
50 to 55	6	2	5	1	26	12	30	12	33	2	7	5	165	52	261	157	34	10	...	1	18	8	
55 to 60	10	2	8	1	18	16	28	17	23	5	7	2	212	92	547	443	36	9	...	1	17	11	
60 & over	9	1	5	...	22	16	63	33	33	17	4	1	115	85	420	435	39	17	1	1	23	20	
Unspecified Age.	3	1	1	2	
ALL AGES.	Males	511	...	165	...	1,643	...	1,584	...	2	...	320	...	724	...	9,184	...	4,850	...	1,368	...	6	...	221	...
	Females	...	159	...	128	...	1,918	...	1,371	...	1	...	97	...	1,093	...	5,634	...	4,387	...	864	...	6	...	145
	Persons	370		293		3,559		2,955		3		417		1,817		14,818		9,237		2,232		12		366	

TABLE of DEATHS by Age, Sex and Cause in 1919—concluded.

AGE.	LOCAL DISEASES— <i>concl.</i>								INJURIES.						Poisons.	Unspecified Causes.	All Causes.	All Ages.			
	Generative System.	Still-born.	Organs of Locomotion and Connective Tissue.		Other Local Diseases.		GENERAL.		Local Injuries.												
							Drowning.	Other General Injuries.													
YEARS...	Males.	Females.	Males.	Females.	Males.	Females.	Males.	Females.	Males.	Females.	Males.	Females.	Males.	Females.	Males.	Females.	Males.	Females.	Males.	Females.	Persons.
AYS ... 1 to 30...	9	12	1	1	1	6	9	1	2	2,087	1,626	...
ONTHS {	1 to 6...	2	2	1	1	2,234	2,072	...
	7 to 12...	1	2	2	1	...	1	...	2,787	2,729	...
1 to 2...	4	8	1	2,158	2,295	...
	2 to 3...	1	3	2	907	1,077	...
3 to 4...	...	1	2	1	6	8	2	1	1	564	623	...
4 to 5...	1	6	2	1	421	456	...
5 to 10...	3	1	1	...	5	1	7	9	10	2	2	1	1,810	1,374	...
10 to 15...	...	2	2	1	6	2	18	3	4	1	2	...	1,111	1,089	...
15 to 20...	...	42	6	1	1	2	11	5	21	18	11	4	4	8	...	5	2,708	2,084	...
FEARS... 20 to 25...	1	62	7	4	20	10	46	20	28	2	5	2	5	5	4,298	2,808	...
25 to 30...	3	62	8	2	1	...	12	4	65	18	82	3	11	1	4	1	4,360	2,468	...
30 to 35...	4	29	7	5	12	3	39	9	23	1	7	1	6	1	2,959	1,456	...
35 to 40...	3	16	13	1	2	1	11	3	39	8	10	3	3	1	4	1	2,694	1,383	...
40 to 45...	1	4	8	1	1	1	3	...	20	5	10	...	1	1	2	...	1,504	714	...
45 to 50...	2	1	3	2	1	...	20	9	5	1	4	1	7	1	1,934	1,053	...
50 to 55...	1	5	1	2	...	1	1	12	2	5	1	1	...	1	...	880	389	...
55 to 60...	2	1	1	1	...	18	10	3	3	1	...	1,777	1,274	...
60 & over...	6	1	1	...	2	2	10	10	5	5	2	2	2,495	2,495	...
Unspecified Age.	1	...	2	11	2	...
ALL AGES.	Males ...	28	...	1,137	...	70	...	9	...	88	...	344	...	149	...	39	...	38	...	39,199	...
	Females.	...	231	...	877	...	23	...	4	...	34	...	143	...	27	...	11	...	19	...	29,411
	Persons...	259	2,014	93	13	122	487	176	50	57	68,610									

TABLE of Deaths by DISEASE and

Title of Orders.	Occupation or Trade of Family.	GENERAL.															
		Small-pox.	Measles.	Typhus.	FEVER.					Relapsing Fever.	Influenza.	Whooping Cough.	Diphtheria.	Cholera.	Dysentery.	Puerperal Septicemia.	Leprosy.
					Scarlet Fever.	Kala-Azar.	Enteric Fever.	Malarial Fever.	Ague and Remittent Fever.								
Art ..	34 (a) Engineers, Photographers, Electricians, Architects	1	..	2	2
	35 (b) Builders in Boats, Houses, Coaches, &c.
	36 (c) Watchmakers, Goldsmiths, Engravers, &c.	2	4
	37 (d) Metal Workers ..	2	..	1	25	..	10	41	9	15	1
	38 (e) Wood Workers ..	3	..	8	1	2	64	..	23	103	19	18	1
	39 (f) Stone Workers (Precious)	19	..	2	7	3	4	..
	40 (g) Leather Workers ..	1	..	5	2	4	25	27	20	25	11	9	..
	41 (h) Earth, Stone, Clay, &c., Workers ..	1	..	3	15	..	3	3	5	2	..
	42 (i) Textile Fabrics (Cotton, Silk, &c.), Workers	1	4	2	..	1	..
	43 (j) Dyers, Painters, &c. ..	2	..	3	13	..	7	20	4	5	..
	44 (k) Glass Workers	1	1
	45 (l) Salt Workers
	46 (m) Water Workers	1	11	..	2	6	1	2	..
	47 (n) Miscellaneous Workers ..	2	..	23	..	1	4	3	22	1	51	105	22	24	1
	48 (o) Players, Actors, Dancers, Prostitutes, &c. ..	1	..	2	1	..	4	1	2	9	1	2	..
Agriculture ..	49 (a) Gardeners, Cultivators, Farmers, &c. ..	2	..	7	3	27	79	14	5	..
	50 (b) Grass, Hay, Forage, &c., Dealers	2	1
Other and unspecified.	51 (a) Barbers, Washers, Tailors, Cooks, Bakers, &c. ..	29	..	26	..	1	5	4	219	..	62	411	66	53	3
	52 (b) General Labourers ..	60	..	79	2	19	755	23	222	1479	206	172	24
	53 (c) Domestic Servants, Bhistis, &c. ..	5	..	12	5	4	61	1	23	102	15	12	2
	54 (d) Servants not otherwise described ..	12	..	22	7	10	163	6	111	214	55	47	2
	55 (e) Municipal Bigaries, &c. ..	5	..	12	1	..	27	2	22	52	22	9	1
Persons of independent means.	56 (a) Landlords	1	2	1	2	..	2	..
	57 (b) Pensioners	5	4	9	2	..
	58 (c) Mendicants, &c. ..	2	..	5	15	22	..	21	42	76	23	1
Others ..	59 (a) Students	12	12	2	22	..	14	26	4	7	..
	60 (b) Prisoners and Convicts
	61 (c) Others (Pilgrims, Travellers, etc.)	1	2	5	9	5	1
	62 Persons following no occupations—Male ..	44	..	49	7	21	121	21	127	424	155	74	1
	63 Do. no occupations—Female ..	70	1	28	24	41	709	22	404	..	1	1122	422	206	202
	64 Do. no occupations—Children ..	467	553	108	16	47	1,224	9	221	2	1	2,077	1,242	627	..
	Total ..	780	561	702	Nil	4	121	262	5,071	152	1,942	2	3	8,455	2,621	1,578	272

—conold.

OCCUPATION in 1919—concluded.

DISEASES.						LOCAL DISEASE.												INJURIES.					TOTAL.	
Cancer.	Premature Birth.	Debility.	Old Age.	Tubercle of Lungs.	Other Tubercular Diseases.	Other General Diseases.	Nervous System.	Diseases of the Eye, Ear and Nose.	Circulatory System.	RESPIRATORY SYSTEM.		Digestive System.	Lymphatic System.	Urinary System.	Generative System.	Still-born.	Organs of Locomotion and Connective Tissue.	Other Local Diseases.	GENERAL.					
										Phthisis.	Other Diseases of the Respiratory System.								Drowning.	Other General Injuries.	Local Injuries.	Poison.		Unspecified Causes.
..	3	8	..	2	4	1	21	7	1	1	56
..	1	1	2	2
..	4	2	2	1	16
..	88	8	2	10	2	..	5	17	144	18	..	2	1	1	1	351
1	..	2	45	6	1	18	5	..	2	16	195	25	..	4	2	5	8	..	1	558
..	8	1	1	27	2	2	..	1	..	73
..	..	8	49	2	..	2	2	..	1	24	161	11	..	1	1	400
..	8	2	27	72
..	5	1	8	1	..	1	1	23
1	10	..	1	3	2	..	3	8	66	9	..	3	1	4	4	175
..	1	8
2
..	2	8	1	30	7	1
..	70	48	9	31	8	..	10	26	338	25	..	4	1	..	1	6	3	..	1	926
..	2	2	..	1	1	5	18	2	..	3	1	575
1	39	2	2	6	2	..	3	8	104	13	..	1	1	..	1	1	2	..	1	390
..	1	..	4	2	10
1	..	8	349	21	6	33	21	..	25	40	718	39	1	16	1	..	3	..	1	10	2	4	..	2,187
..	..	4	342	51	6	74	24	..	21	117	2,378	123	..	20	7	..	11	1	2	70	28	5	1	6,868
7	..	1	23	4	..	3	4	..	2	21	215	14	..	5	1	..	2	..	3	6	5	1	1	544
..	85	85	13	44	20	..	22	68	691	38	1	16	2	..	5	..	6	11	8	4	4	1,797
..	..	1	25	6	2	8	4	..	1	18	177	7	..	2	2	..	1	2	1	..	1	466
1	7	3	1	..	1	..	15	3	..	1	42
2	39	1	..	5	12	..	5	2	29	8	..	8	3	1	145
..	..	4	93	29	21	19	9	1	19	40	309	17	..	17	1	..	2	36	2	..	4	376
..	1	1	5	12	3	..	1	13	54	9	..	3	1	1	2	..	4	..	1	224
..	2	1	2	5
..	..	1	8	5	2	1	3	31	2	..	1	1	77
7	..	85	371	96	59	69	35	..	74	34	332	22	1	48	6	..	13	2	37	23	30	5	13	3,131
46	..	37	1,566	130	90	316	147	1	33	324	3,338	269	4	108	203	..	17	4	24	70	21	10	12	10,636
..	384	3,410	..	16	31	3,305	2,488	..	9	30	3,731	1,080	4	23	23	..	6	1	9	70	3	4	7	34,911
80	384	3,516	3,977	670	293	3,559	2,955	8	417	1,817	24,055	2,232	12	365	259	2,014	93	13	122	487	176	50	57	36,610

TABLE of DEATHS by Race, Age and Sex in 1919.

RACE OR CASTE.	AGES.																					
	1 to 30 days.		1 to 6 months.		7 to 12 months.		1 to 2 years.		2 to 3 years.		3 to 4 years.		4 to 5 years.		5 to 10 years.		10 to 15 years.		15 to 20 years.		20 to 25 years.	
	Males.	Females.	Males.	Females.	Males.	Females.	Males.	Females.	Males.	Females.	Males.	Females.	Males.	Females.	Males.	Females.	Males.	Females.	Males.	Females.	Males.	Females.
Jains	58	40	77	77	113	106	71	70	15	15	7	9	6	28	26	48	34	101	89	101	79	
Brahmins	67	59	83	67	115	124	81	69	86	20	17	14	14	12	31	28	38	40	113	89	128	100
Lingaits	17	10	19	12	31	20	18	26	10	10	4	15	3	11	12	9	4	9	13	15	19	16
Bhatias	11	7	8	8	12	14	11	10	6	6	1	...	1	1	...	8	1	5	6	11	8	10
Hindus of Other Castes	996	762	1,027	940	1,341	1,361	982	1,040	471	594	309	333	249	265	718	728	596	532	1,560	1,095	2,506	1,513
Hindus, Low Castes... ..	380	299	477	466	586	586	509	645	196	225	123	128	70	79	265	293	223	153	437	306	736	490
Mussalmans	344	339	352	339	425	336	357	379	123	145	75	85	59	67	196	220	162	222	331	275	613	433
Parsees	58	44	42	33	65	50	52	59	14	14	12	8	4	5	18	14	5	15	23	24	15	34
Jews	8	16	11	10	12	14	13	14	5	6	1	4	2	...	5	12	4	9	5	10	11	12
Indian Christians	129	131	94	104	67	57	55	64	28	34	8	25	9	12	34	41	33	19	96	67	123	109
Anglo-Indian	10	8	8	8	7	4	2	8	2	6	4	1	2	...	1	2	1	1	5	2	7	6
Europeans	3	4	5	5	10	6	7	7	1	1	2	1	3	12	...	16	5
Negro-Africans	1	2	1	1	3	...	1	1	1	...	1	1
Buddhists	2	...	1	1	1	1	1	...	1	...	1	...	3	1	14	...
Other and Unknown Castes	9	16	...	1	1	2
Total	2,087	1,625	2,234	2,072	2,787	2,729	2,158	2,295	907	1,077	584	623	421	456	1,310	1,374	1,111	1,039	2,708	2,084	4,298	2,908
Persons	3,712	4,306	5,516	4,453	1,984	1,187	877	2,634	2,150	4,792	7,106											

TABLE of DEATHS by Race, Age and Sex in 1919—concluded.

RACE OR CASTE.	AGE—contd.																				
	35 to 39 years.		30 to 35 years.		25 to 30 years.		20 to 25 years.		15 to 20 years.		10 to 15 years.		5 to 10 years.		60 and over.		Unspecified Age.		All Ages.		
	Males.	Females.	Males.	Females.	Males.	Females.	Males.	Females.	Males.	Females.	Males.	Females.	Males.	Females.	Males.	Females.	Males.	Females.	Males.	Females.	Persons.
Jains	81	41	61	24	52	22	34	17	42	9	60	15	42	28	46	53	1,038	753	1,791
Brahmins	100	63	88	48	59	40	49	32	54	24	52	17	49	22	94	66	1,263	954	2,197
Lingaita	16	24	11	6	18	4	9	2	13	8	6	2	15	8	8	11	245	218	458
Bhatias	6	9	14	10	15	7	8	6	9	9	11	5	8	5	17	18	148	144	292
Hindus of Other Castes	2,560	1,323	1,709	840	1,508	680	828	383	1,012	567	414	189	866	649	1,117	1,227	7	1	20,776	15,017	35,793
Hindus, Low Caste	678	411	371	192	354	266	130	78	288	184	59	89	300	272	293	346	1	1	6,464	5,379	11,843
Mussalmans	713	409	501	204	518	228	289	118	334	169	158	56	370	195	624	462	2	...	6,571	4,791	11,302
Parsees	15	47	46	33	39	44	34	34	53	38	52	37	49	46	186	162	777	741	1,518
Jews	4	10	6	8	4	8	11	4	5	2	6	8	8	10	24	26	151	178	324
Indian Christians	136	107	116	71	84	56	81	32	95	35	45	19	49	39	67	99	1,355	1111	2,466
Anglo-Indians	4	12	7	5	5	3	6	4	10	3	4	8	5	1	3	9	92	86	178
Europeans	27	6	16	10	31	8	26	4	19	7	18	8	18	8	15	15	217	87	304
Negro-Africans	3	1	1	4	1	1	2	...	1	3	2	1	1	1	17	18	35
Buddhists	22	...	10	1	10	1	2	1	1	...	1	...	1	...	71	6	77
Other and Unknown Castes	2	...	1	14	18	32
Males	4,360	...	2,959	...	2,694	...	1,504	...	1,934	...	880	...	1,777	...	2,495	...	11	...	39,199	...	
Total ... Females	2,463	...	1,456	...	1,383	...	714	...	1,053	...	389	...	1,274	...	2,495	...	2	...	29,411	
Persons	6,823		4,415		4,077		2,218		2,987		1,269		3,051		4,990		13		68,610		

TABLE showing by Race the Rate of Mortality per 1,000 of Population from different Death Causes in 1919 :—

Race or Caste.	Small-pox.	Measles.	Plague.	All Fevers.	Scarlet.	Kala Azar.	Enteric.	Malaria.	Ague and Remittent.	Relapsing.	Influenza.	Cholera.	Diar-rhoea.	Dysentery.	Phthisis.	Respiratory Diseases.	Accidents.	All other Causes.	All Causes.
Jains	·53	·89	8·42	6·45	·29	·43	5·66	·04	3·56	3·42	2·83	1·61	2·84	86·60	·97	25·36	87·58
Brahmins	·72	·95	·74	3·72	·14	·24	3·83	1·82	2·18	1·41	1·06	1·47	15·54	·67	11·21	40·94
Lingaits	11·87	2·54	·84	87·32	37·31	7·68	41·56	11·87	17·81	15·57	143·34	·84	99·23	888·46
Bhatias	·25	3·21	·77	·77	1·67	1·15	·64	1·92	1·02	2·82	11·82	·88	14·20	37·53
Hindus of other Castes	·95	·62	·60	5·60	·05	·19	5·22	·18	1·74	11·14	2·56	1·54	2·25	22·81	·92	15·50	65·41
Hindus, Low Caste ...	2·04	3·17	1·10	19·15	·11	·20	17·81	1·05	4·92	18·51	9·67	4·88	4·20	92·86	1·25	56·84	218·18
Hindus, All Castes ...	·87	·71	·78	6·58	·08	·21	6·10	·19	2·58	10·72	3·08	1·79	2·37	27·85	·84	18·86	76·51
Musalmans	·46	·25	·78	4·81	·01	·06	·27	3·88	·07	1·42	3·40	2·78	1·25	3·78	22·20	·91	21·81	68·21
Parsees	·05	·07	·93	1·64	·43	·28	·98	2·48	1·94	1·82	·96	·68	5·12	·48	14·27	29·80
Jews	·90	·45	·80	5·00	1·06	3·94	·90	1·81	2·27	1·81	1·36	13·49	·78	20·00	49·11
Indian Christians ...	2·17	·46	1·11	4·09	·62	·67	2·64	·14	2·85	8·64	3·44	1·09	2·71	13·27	·55	19·51	52·84
Anglo-Indians	1·19	·23	·23	3·84	·23	1·67	1·48	1·91	1·91	3·34	·71	3·10	9·51	·28	16·95	45·50
Europeans	·83	·88	2·85	·08	1·17	·75	·88	1·09	1·93	1·26	1·00	·67	4·11	1·76	10·67	25·55
Buddhists	19·03	1·78	3·65	6·92	1·78	15·57	5·19	3·46	13·11	81·14	47·81	138·21
Other and Unknown Castes	7·35	7·85	7·95	29·41	139·70	51·47	235·39
Total	·79	·57	·71	5·73	·00	·12	·26	5·17	·15	1·98	6·63	2·94	1·60	2·53	24·55	·85	19·10	70·04

TABLE of BIRTHS in different months by Caste and Sex in 1919.

MONTHS.	Jains.		Brahmins.		Lingaits.		Bhatias.		Hindus of Other Castes.		Hindus, Low Castes.		Musalmans.		Parsees.		Jews.		Native Christians.		Eurasians.		Europeans.		Negro-Africans.		Buddhists.		Other and Unknown Castes.		TOTAL.			
	Males.	Females.	Males.	Females.	Males.	Females.	Males.	Females.	Males.	Females.	Males.	Females.	Males.	Females.	Males.	Females.	Males.	Females.	Males.	Females.	Males.	Females.	Males.	Females.	Males.	Females.	Males.	Females.	Males.	Females.	Males.	Females.	Persons.	
	January ...	26	25	28	33	3	4	6	6	486	438	176	140	151	136	64	57	11	13	44	35	7	5	11	6	1	...	3	1	...	1	1,017	898	1,915
February ...	18	20	18	25	1	4	5	6	395	378	121	126	136	156	44	41	5	5	46	58	4	2	9	3	1	1	803	825	1,628	
March ...	9	16	36	19	6	4	9	9	422	369	151	180	158	166	46	47	12	8	46	34	3	10	4	7	2	1	3	910	822	1,732
April ...	20	18	29	22	5	4	11	4	364	330	152	137	143	126	84	37	5	6	32	38	2	2	2	9	2	1	...	1	801	730	1,531	
May ...	14	13	16	19	7	2	1	8	387	339	152	125	150	129	42	38	5	6	44	42	7	5	7	4	3	...	335	725	1,560	
June ...	11	3	19	25	8	4	3	2	335	310	132	117	145	129	43	51	12	12	40	34	5	2	3	7	...	1	...	2	756	699	1,455	
July ...	10	9	24	19	9	2	7	4	405	381	142	127	158	133	46	41	7	8	44	37	4	2	4	2	1	...	2	860	773	1,633	
August ...	11	17	21	32	2	1	5	2	429	384	155	119	187	146	47	44	8	7	49	46	5	7	4	1	1	924	806	1,730	
September...	13	9	25	19	5	5	7	1	405	382	148	150	174	148	75	67	8	15	62	44	8	3	8	6	...	1	1	939	850	1,789	
October ...	22	16	30	22	5	4	7	8	452	415	146	130	192	161	55	58	13	4	58	55	4	2	6	9	...	1	...	2	1	...	991	877	1,868	
November ...	14	6	30	27	3	5	7	4	457	428	144	119	169	188	36	79	9	13	63	52	4	7	7	7	2	1	1	999	933	1,932	
December ...	2	7	34	37	1	5	4	6	468	444	130	133	133	194	77	64	10	15	66	45	10	2	7	11	2	994	963	1,957	
Total ...	Males ...	170	...	310	...	62	...	72	...	5,005	...	1,749	...	1,946	...	659	...	105	...	594	...	63	...	72	...	3	...	12	...	7	...	10,829	...	
	Females ...	154	...	299	...	44	...	50	...	4,593	...	1,553	...	1,816	...	619	...	112	...	520	...	49	...	71	...	2	...	9	...	9	...	9,901	20,730	
	Persons.	324	...	609	...	106	...	122	...	9,598	...	3,302	...	3,762	...	1,278	...	217	...	1,114	...	112	...	143	...	6	...	21	...	16	20,730		

TABLE showing the number of Still-births by Race and Month in 1919.

MONTHS.	MALES.															FEMALES.											PERSONS.											Total.												
	Jains.	Brahmins.	Lingalts.	Bhatias.	Hindus of Other Castes.	Hindus, Low Castes.	Musalmans.	Parsees.	Jews.	Indian Christians.	Anglo-Indians.	Europeans.	Negro-Africans.	Buddhists.	Other and Unknown Castes.	Total.	Jains.	Brahmins.	Lingalts.	Bhatias.	Hindus of Other Castes.	Hindus, Low Castes.	Musalmans.	Parsees.	Jews.	Indian Christians.	Anglo-Indians.	Europeans.	Negro-Africans.	Buddhists.	Other and Unknown Castes.	Total.																		
January..	8	2	1	1	44	15	31	2	..	5	1	1	..	4	..	101	1	2	1	..	40	41	13	4	..	4	77	4	4	2	1	54	26	36	7	..	9	1	1	..	5	..	176	
February ..	5	4	47	14	21	2	..	4	1	97	5	4	..	1	15	13	13	4	1	8	1	2	..	74	9	8	..	1	72	27	34	7	1	7	1	4	188	
March ..	2	1	..	1	33	13	14	4	..	4	1	73	3	1	24	2	14	1	..	4	1	1	86	3	2	..	1	66	17	25	5	..	8	1	1	4	183		
April ..	1	1	..	2	33	23	14	3	1	6	3	93	1	1	26	22	13	4	..	2	1	80	4	2	80	22	23	3	3	3	1	1	6	167		
May ..	1	1	12	17	19	2	2	1	..	1	3	93	3	1	28	15	13	1	1	2	1	63	3	7	1	2	25	30	12	5	2	5	..	1	3	135		
June ..	2	4	1	1	27	17	13	2	2	3	1	73	2	3	..	1	23	13	9	1	..	2	..	1	2	62	2	7	1	2	25	30	12	5	2	5	..	1	2	123		
July ..	5	7	41	24	15	2	..	2	99	..	2	1	..	23	16	13	3	1	3	2	66	5	5	1	..	80	61	46	4	1	13	1	213		
August ..	4	2	42	23	23	2	1	6	120	2	3	1	..	23	22	21	2	..	7	1	93	3	3	1	..	30	61	46	4	1	13	1	8	190		
September ..	4	2	..	1	43	30	23	5	2	7	..	1	1	108	5	4	22	20	14	2	..	3	1	2	..	82	9	6	..	1	74	40	36	7	2	3	..	1	1	8	174
October ..	1	5	50	11	20	4	1	2	94	7	4	..	1	34	6	13	2	1	6	1	1	1	..	80	6	9	..	1	64	17	26	6	2	3	1	1	1	169		
November ..	5	5	..	1	23	13	19	2	..	7	..	1	2	94	1	2	20	3	20	3	1	7	..	1	74	6	6	..	1	63	31	39	6	1	14	1	127		
December ..	4	4	1	..	41	13	13	3	4	3	1	1	87	..	2	1	..	23	9	11	2	1	2	59	4	4	2	..	43	21	24	3	3	5	1	1	127		
Total ..	35	33	8	8	439	222	216	36	14	51	2	6	..	4	13	1,187	31	30	4	3	373	160	170	23	6	44	4	3	..	4	17	977	56	53	7	11	662	332	336	64	20	95	6	9	..	8	80	2,014		

TABLE showing the number of Still-births by Section and Month in 1919.

MONTHS.	A					B				C					D					E					F			G		Harbour, Docks, Railways and Homes.	Total.				
	Upper Colaba.	Middle and Lower Colaba.	Fort, South.	Fort, North.	Esplanade.	Mandvi.	Chukla.	Umakhandi.	Dongri.	Market.	Dhobi Talao.	Fanswadi.	Bhuleswar.	Khara Talao.	Kumbharwade.	Khetwadi.	Girgaum.	Chowpatl.	Walkeshwar.	Mahalakhami.	Manganon.	Tarwadi.	2nd Nagpada.	Kamatipura.	Tardeo.	Byculla.	1st Nagpada.	Farel.	Sewri.			Slon.	Mahim.	Worli.	
January	8	..	5	1	2	4	8	2	5	8	5	6	6	1	4	6	..	6	7	12	11	5	8	5	15	..	7	5	9	1	21	..	178
February	1	..	1	4	4	3	14	4	4	7	5	18	1	7	4	4	..	8	8	6	11	2	9	7	15	2	9	8	7	4	14	..	171
March	..	1	8	..	4	1	2	1	7	8	4	..	1	7	8	5	8	3	2	2	9	8	1	8	2	14	..	10	8	8	10	20	..	198	
April	..	2	6	..	4	8	4	4	8	9	8	8	4	2	2	2	7	7	4	1	9	18	7	5	10	6	16	1	4	2	3	6	16	..	173
May	8	..	6	1	3	5	9	6	4	4	3	2	7	6	5	11	..	2	2	8	7	7	9	4	10	3	4	8	5	9	16	..	167
June	1	..	5	1	2	2	10	8	5	2	4	8	5	6	7	4	2	4	4	2	7	7	9	4	8	2	8	2	8	7	11	..	185
July	1	5	2	2	1	12	2	3	6	2	6	8	5	7	8	4	8	2	6	7	8	9	8	18	4	10	..	4	7	16	..	165
August	8	..	8	6	6	8	18	7	2	8	8	8	7	6	4	4	4	5	4	8	7	10	9	21	1	12	4	7	5	24	..	218	
September	8	1	10	1	5	8	10	7	8	6	1	12	4	4	8	9	1	4	8	8	5	6	7	5	16	..	5	6	5	8	14	..	190
October	..	2	8	1	2	1	4	10	13	4	8	7	6	3	5	7	6	18	3	4	3	9	7	8	10	4	19	..	8	1	3	7	8	..	174
November	8	..	5	6	4	2	14	4	8	7	2	8	6	9	8	11	2	2	6	8	8	5	3	14	1	7	4	5	4	15	..	168	
December	4	2	4	6	9	8	6	6	1	4	5	1	7	6	2	2	4	2	4	5	5	2	18	2	6	5	2	9	10	..	137	
Total	5	32	8	59	29	42	49	132	48	45	64	86	75	84	59	70	86	25	38	51	90	80	58	94	53	179	16	80	37	61	77	186	..	2,014	

35—concluded.

TABLE showing the Number of Plague Deaths by Streets and Races during the year 1919—concluded.

Ward.	Section.	LOCALITY.		Population by Census of 1911.	RACES.													Total.			
		STREET.			Jains.	Brahmins.	Lingaita.	Bhatias.	Hindus of Other Caste.	Hindus, Low Caste.	Musalmans.	Parces.	Jews.	Indian Christians.	Anglo-Indians.	Europeans.	Negro-Africans.		Buddhists.	Unknown.	
F	Sion.	Sion.		30,680																	
		Bhoiwadi Road	4	2	6	
		Bhoiwady Cross Road	2	2
		Dadar Road	1	1
		Khada Matunga Road	2	2
		Naigam Cross Road	1	1
		Sewri Cross Road	2	2
		Sion Road	1	1
		Vadala Village	3	...	8	...	7	12
Vincent Road	1	1			
G	Mahim.	Mahim.		30,492																	
		Laly Jambhedjee Road	1	1	
G	Worli.	Worli.		89,611																	
		Currey Road	2	2	
		Carral Road	1	1
		Clerke Road	2	1	3
		DeLisle Road	12	1	1	14
		Dhun Mill Road	1	...	1	1	3
		Elphinstone Road	1	1	2
		Fergusson Road	1	...	5	6
		Love Grove Road	1	1
		New Parbhadevi Road	3	...	1	4
1st Palchadi Road	1	1			
Sun Mill Road	1	...	1	3	3	8			
A	Harbour.	Harbour, Dock, Railways and Homeless.		44,979																	
		Harbour, Dock, Railways and Homeless.	2	...	3	1	6	

TABLE of Deaths in different Circles from Principal Causes in 1919.

SECTION.	Circle No.	Population by the Census of 1911.	NUMBER OF DEATHS FROM							Rate of Mortality per 1,000 of population.	
			Small-pox.	Plague.	Cholera.	Fever.	Tuberculosis and Phthisis.	Respiratory Diseases.	All Causes.		
Upper Colaba	1	1,557	2	14	15	38	134	86.06	
Middle and Lower Colaba...	1	2,524	9	1	1	7	51	20.20	
	2	2,768	56	8	4	57	185	66.88	
	3	3,504	17	38	5	10	71	40.52	
	4	1,607	14	28	6	11	35	160.64	
	5	2,440	10	33	8	4	28	55.32	
	6	2,163	9	19	4	3	26	44.84	
	7	1,165	2	12	2	6	15	63.51	
	8	3,506	1	18	5	1	10	19.89	
R. S.	2	2	11	32	
Total	19,679	13	86	207	39	41	260	1,042	52.91	
Fort South	1	536	1	1	3	5.70	
	2	1,120	13	9	23	49	199	177.67	
	3	526	1	...	3	5.70	
	4	562	1	2	4	8.89	
	5	136	1	2	3	4	18	24.79	
	R. S.	1	3	6	
Total	3,463	...	7	15	12	26	59	234	67.59	
Fort North	1	2,679	5	5	31	18	18	58	218	81.37	
	2	1,787	3	5	1	65	37	15.70	
	3	2,664	2	2	27	5	11	38	145	54.42	
	4	3,176	1	2	30	16	20	63	203	63.91	
	5	2,266	2	2	9	8	3	16	77	33.98	
	6	4,101	1	2	19	22	14	62	243	59.25	
	7	4,368	2	2	27	16	20	13	217	49.67	
	8	4,854	5	3	45	14	13	153	350	60.88	
	R. S.	2	...	9	6	9	119	85	
Total	25,400	21	18	201	109	104	502	1,565	61.61	
Espianade	1	2,176	5	1	10	12	13	57	230	105.99	
	2	1,093	5	5	6	9	82	29.27	
	3	5,298	7	5	54	48	26	221	479	90.41	
	4	8,986	2	1	9	4	6	31	118	12.02	
	R. S.	4	3	25	9	44	82	296	
Total	17,761	18	11	108	78	95	400	1,155	65.03	
Mandvi	1	3,517	1	5	17	19	29	101	221	62.83	
	2	Demolis hed.	7	10	8	15	56	
	3	1,368	1	9	5	26	62	48.89	
	4	2,845	1	5	12	33	11	76	192	67.48	
	5	1,154	1	5	5	8	2	28	68	58.92	
	6	5,390	1	1	...	8	7	31	61	11.25	
	7	1,594	4	13	5	25	74	43.28	
	8	1,155	3	5	6	1	21	41	35.49
	9	3,365	2	4	5	12	8	41	121	35.95	
	10	3,498	1	5	7	18	11	57	142	42.30	
	11	5,197	3	10	18	29	15	140	291	55.99	
	12	1,485	2	8	8	43	98	65.99	
	R. S.	1	1	8	25	29	63	167	
Total	33,202	11	40	88	201	120	662	1,620	48.79	
Chokla	1	2,688	4	7	10	61	122	45.88	
	2	2,848	1	2	4	42	89	31.25	
	3	2,569	2	3	5	27	55	21.40	
	4	4,894	3	12	15	17	98	47.81	
	5	2,619	1	1	5	4	10	50	117	44.67	
	6	1,268	3	2	18	10	40	105	82.80
	7	2,393	1	2	8	4	8	25	65	27.16	
	8	3,212	2	...	5	4	6	39	85	38.42	
	9	2,740	1	12	11	7	49	192	44.52
	R. S.	1	6	4	17	24	100	
Total	24,281	4	14	59	71	90	455	1,094	45.14	

R. S.—Road-side.

36—continued.

TABLE of Deaths in different Circles from Principal Causes in 1919—continued.

SECTION.	Circle No.	Population by the Census of 1911.	NUMBER OF DEATHS FROM							Rate of Mortality per 1,000 of population.
			Small-pox.	Plague.	Cholera.	Fevers.	Tuberculosis and Phthisis.	Respiratory Diseases.	All Causes.	
Umerkhadi	1	5,654	...	9	25	16	7	89	246	33.50
	2	2,215	1	1	16	19	5	64	182	82.16
	3	4,358	1	13	9	19	10	82	279	64.02
	4	4,319	5	2	20	19	13	79	234	54.70
	5	2,701	1	5	7	12	11	56	173	64.05
	6	2,107	...	5	13	12	9	52	168	79.73
	7	4,621	2	6	21	26	15	138	381	82.44
	8	6,517	2	11	18	30	8	100	326	50.62
	9	5,144	2	6	36	28	8	123	358	69.59
	10	8,048	8	17	53	65	8	278	735	91.38
	R. S.	5	...	12	5	21	29	128
Total	45,679	25	75	280	240	115	1,085	8,310	70.25
Dongri	1	6,243	2	1	20	3	1	24	89	14.25
	2	12,131	9	8	75	51	5	239	668	55.06
	3	5,539	4	5	33	50	3	190	543	98.03
	4	2,375	7	4	25	29	7	109	298	125.47
	R. S.	8	2	18	41	133
Total	27,246	22	18	161	138	33	603	1731	63.53
Market	1	3,967	4	2	22	10	7	48	141	35.54
	2	1,908	2	1	8	9	5	25	87	48.11
	3	1,597	...	2	7	4	3	50	111	69.50
	4	2,895	...	3	10	7	3	41	104	48.42
	5	6,633	1	3	4	11	10	83	187	28.19
	6	4,589	3	5	30	16	6	60	172	37.48
	7	3,611	...	3	7	6	6	37	88	24.36
	8	5,349	1	3	3	2	5	67	182	24.67
	R. S.	...	2	...	5	12	31	59	164
Total	30,172	13	22	90	80	76	470	1,186	39.08
Dhobi Talao	1	6,939	15	5	64	24	19	182	464	66.36
	2	4,499	10	2	40	18	6	97	290	64.45
	3	4,932	10	3	41	26	4	157	390	79.07
	4	6,141	4	2	37	14	6	92	263	42.82
	5	3,705	2	1	18	7	3	48	151	40.75
	6	5,733	15	3	38	20	6	103	293	51.08
	7	6,735	6	7	24	22	10	98	279	41.42
	R. S.	2	6	14	18	46	157
Total	38,684	62	25	268	145	72	821	2,287	59.12
Fanaswadi	1	9,324	16	7	66	41	14	230	580	62.20
	2	10,334	23	2	54	40	15	245	624	60.33
	3	7,745	12	3	56	27	8	150	384	49.58
	R. S.	3	...	7	10	38
Total	27,403	51	12	179	108	44	635	1,621	59.15
Bhuleshwar	1	5,549	2	3	19	15	7	96	246	44.33
	2	5,466	1	2	12	12	1	68	175	32.01
	3	5,171	1	1	15	6	1	46	147	46.35
	4	10,422	...	6	20	33	5	239	578	55.45
	5	7,324	1	3	13	11	2	157	368	50.94
	6	4,625	...	4	13	10	2	70	167	36.11
	R. S.	...	1	1	4	9	20	44	117
Total	36,459	6	25	95	96	33	730	1,798	49.31
Khara Talao	1	3,958	2	4	7	7	7	82	196	49.51
	2	2,388	2	1	1	1	2	53	119	49.83
	3	6,297	7	16	13	21	8	139	376	59.71
	4	4,548	4	2	10	9	5	98	248	54.52
	5	5,745	3	1	7	14	6	107	263	45.77
	R. S.	...	2	4	6	3	18	82	106
Total	22,979	20	28	44	55	46	500	1,308	56.92

R. S. = Road-sides.

36—continued.

TABLE of Deaths in different Circles from Principal Causes in 1919—continued.

SECTION.	Circle No.	Population by the Census of 1911.	NUMBER OF DEATHS FROM							Rate of Mortality per 1,000 of Population.
			Small-pox.	Plague.	Cholera.	Fevers.	Tuberculosis and Phthisis.	Respiratory Diseases.	All Causes.	
Kumbharwada	1	7,264	8	...	12	18	21	153	372	51.21
	2	10,374	8	2	39	53	18	296	645	62.77
	3	4,914	4	3	26	36	13	123	339	68.98
	4	5,163	5	2	24	40	10	166	458	88.70
	R. S.	1	3	4	15	23	74
Total	27,703	25	8	104	156	77	703	1,888	68.15
Khetwadi	1	2,737	1	...	13	13	13	45	149	54.43
	2	5,468	20	3	42	33	17	82	312	57.05
	3	4,318	3	...	12	25	13	44	169	59.13
	4	2,634	4	...	11	10	12	42	154	58.46
	5	3,574	2	1	18	20	14	48	173	48.40
	6	2,367	15	5	8	29	112	47.31
	7	4,567	12	1	42	41	21	72	278	60.87
	8	6,269	7	5	34	49	28	119	348	55.51
	R. S.	...	2	...	5	6	14	19	88
Total	31,937	51	10	195	202	140	495	1,783	55.32
Girgaum	1	6,126	12	9	62	34	30	120	390	63.66
	2	3,769	5	...	15	24	11	58	166	44.04
	3	5,929	9	4	41	42	26	97	332	55.99
	4	1,123	2	...	2	8	1	22	67	59.55
	5	4,422	8	5	28	31	17	80	270	55.99
	6	6,080	8	4	49	40	32	125	404	64.44
	7	2,862	1	1	5	14	5	26	73	35.50
	R. S.	...	1	2	5	5	11	11	75
Total	30,779	46	26	207	198	133	548	1,777	57.73
Chowpati	1	1,272	2	4	2	18	65	51.10
	2	1,758	3	4	3	15	48	27.30
	3	1,847	1	2	13	8	8	23	49	53.60
	4	1,618	5	2	13	9	6	35	124	76.63
	5	3,930	10	9	5	34	130	33.07
	6	944	2	1	1	9	19	20.12
	R. S.	3	...	2	7	34
Total	11,397	8	5	44	34	27	141	519	45.53
Walkeshwar... ..	1	1,591	2	...	24	11	10	38	165	103.70
	2	2,132	1	1	18	10	10	31	119	55.81
	3	1,873	3	5	6	4	...	16	61	32.56
	4	272	...	2	6	2	1	2	27	99.26
	5	835	...	1	3	1	...	1	13	15.56
	6	2,694	1	...	7	6	3	22	87	32.29
	7	1,234	3	3	...	3	29	23.50
	R. S.	3	4	6	10	40
Total	10,640	7	9	75	42	35	128	551	51.78
Mahalakeshmi... ..	1	2,595	...	6	6	6	5	17	70	26.97
	2	744	...	1	13	6	1	16	53	71.23
	3	1,056	1	4	6	3	1	15	45	43.56
	4	2,517	1	1	48	14	14	60	173	61.41
	5	2,365	...	6	19	8	10	49	143	60.46
	6	3,856	1	2	23	10	9	43	176	45.12
	7	5,240	4	...	69	17	18	82	277	52.86
	8	3,228	7	16	86	15	13	127	361	111.83
	9	4,401	...	2	49	19	15	193	497	112.93
	R. S.	2	15	2	3	10	46
Total	26,302	14	40	309	100	89	612	1,843	70.03

R. S.—Road-side.

36—continued.

TABLE of Deaths in different Circles from Principal Causes in 1919—continued.

SECTION.	Circle No.	Population by the Census of 1911.	NUMBER OF DEATHS FROM							Rate of Mortality per 1,000 of Population.
			Small-pox.	Plague.	Cholera	Fevers.	Tuberculosis and Phthisis.	Respiratory Diseases.	All Causes.	
Mazagon	1	4,780	7	6	72	54	1	282	660	139.35
	2	4,057	14	10	50	26	1	82	247	60.88
	3	4,196	2	3	49	24	2	106	287	68.39
	4	4,548	6	3	54	38	2	149	392	86.28
	5	12,488	7	8	202	110	3	582	1,284	102.81
	R. S.	2	4
Total	50,075	86	30	429	254	9	1,151	2,874	95.56
Tarwadi	1	9,413	11	4	69	111	136	477	1,495	158.82
	2	3,476	4	1	32	38	2	128	318	91.48
	3	15,524	5	6	346	142	6	581	1,606	103.44
	R. S.	2	...	4	9
	Total	28,424	20	11	447	293	184	1,190	3,428
2nd Nagpada... ..	1	6,167	4	2	38	31	28	331	659	106.64
	2	5,788	3	1	15	10	36	128	365	63.06
	3	5,795	11	1	27	29	44	197	502	86.62
	4	3,950	10	2	26	23	22	159	348	88.10
	R. S.	1	...	6	2	10	26	78
Total	21,700	34	6	112	95	135	541	1,952	89.96
Kamathipura	1	7,859	5	3	40	62	48	297	554	71.76
	2	15,742	22	6	118	135	108	552	1,377	87.47
	3	13,010	27	6	70	122	77	549	1,091	83.85
	R. S.	1	5	10	4	29	107
Total	36,751	57	16	233	329	247	1,367	3,139	85.41
Tardeo	1	4,306	3	2	25	19	15	64	205	47.60
	2	7,031	5	6	26	16	24	120	350	49.77
	3	10,386	15	4	54	56	58	357	856	82.41
	4	6,000	10	9	51	67	89	263	657	109.50
	R. S.	10	5	9	25	78
Total	27,758	83	21	166	163	145	829	2,146	77.31
Byculla	1	10,722	6	10	219	122	37	705	2,306	215.07
	2	4,847	...	3	20	29	4	97	302	62.30
	3	15,281	12	11	145	72	13	452	1,307	85.53
	4	22,104	2	3	126	45	3	342	1,084	49.04
	5	4,146	3	1	59	20	1	147	423	103.02
	6	5,895	3	3	92	24	2	169	523	89.63
	7	6,280	8	4	96	22	2	160	452	71.97
	8	6,092	6	2	117	38	2	171	527	86.60
	R. S.	5	...	17	6	13	18	123
Total	75,348	43	37	901	378	77	2,361	7,047	93.52
1st Nagpada	1	3,632	14	13	10	70	136	51.21
	2	2,782	8	...	9	17	8	79	185	66.49
	R. S.	2	2	2	1	14
Total	6,414	10	...	23	32	20	150	385	60.02
Parel	1	4,010	...	5	112	35	7	134	391	97.50
	2	5,780	8	2	128	49	3	179	457	79.06
	3	6,916	2	...	152	50	12	256	646	93.40
	4	6,533	5	4	171	68	11	207	578	88.47
	5	830	1	...	8	3	2	23	59	71.08
	6	6,807	105	40	7	154	428	62.87
	7	4,299	3	...	124	40	5	162	425	98.86
	8	7,322	1	2	130	52	12	395	680	92.87
	9	2,719	...	2	76	23	7	101	289	106.28
	R. S.	7	4	8	18	54
Total	45,474	15	15	1,013	362	74	1,529	4,007	89.11

R. S.—Road-side.

30—concluded.

TABLE of Deaths in different Circles from Principal Causes in 1919—concluded.

SECTION.	Circle No.	Population by the Census of 1911.	NUMBER OF DEATHS FROM							Rate of Mortality per 1,000 of Population.
			Small-pox.	Plague.	Cholera.	Fever.	Tuberculosis and Phthisis.	Respiratory Diseases.	All Causes.	
Sewri	1	6,453	3	3	118	83	7	370	790	122.42
	2	2,872	...	1	92	42	3	186	410	105.88
	3	1,869	1	...	33	17	1	70	180	96.80
	4	5,675	6	21	112	65	3	170	529	98.21
	5	1,163	...	10	4	14	2	16	57	49.01
	R. S.	2	...	3	3	1	5	20
Total	19,067	12	35	387	224	23	817	1,986	104.15
Sion	1	1,140	1	...	49	34	3	120	314	301.75
	2	1,390	2	3	20	11	4	37	116	59.92
	3	5,124	3	5	112	63	19	177	536	104.60
	4	4,426	1	6	91	46	12	132	429	95.67
	5	2,420	...	12	31	26	3	75	215	88.84
	6	2,992	3	2	36	43	209	117	641	214.32
	7	2,631	1	...	33	20	2	55	301	114.40
	8	3,215	2	...	11	20	2	64	188	42.92
	9	1,148	2	...	15	10	4	48	124	106.01
	10	1,312	...	1	5	32	4	44	145	111.28
	11	1,952	7	26	2	36	110	56.35
R. S.	...	1	...	18	4	6	8	60	
Total	30,650	21	29	433	335	274	913	3,154	102.80
Mahim	1	2,626	21	10	3	44	134	51.02
	2	3,715	5	...	18	21	12	112	316	85.06
	3	3,440	4	...	13	17	1	106	268	76.45
	4	2,313	1	...	3	7	5	51	104	45.96
	5	5,068	5	1	4	19	16	153	351	69.25
	6	5,825	4	...	19	27	12	112	385	57.51
	7	1,886	1	...	5	14	2	43	123	65.21
	8	5,381	5	...	3	26	4	171	373	69.31
R. S.	6	...	5	4	38	
Total	30,492	25	1	94	141	60	796	2,087	66.80
Worli	1	2,665	1	1	7	27	3	68	204	78.97
	2	10,764	5	9	160	127	23	243	897	83.33
	3	9,190	3	3	133	114	20	224	813	86.46
	4	4,812	2	4	75	55	9	138	410	85.20
	5	13,327	3	13	242	162	32	337	1,211	90.86
	6	5,866	94	30	3	98	373	63.41
	7	17,412	10	10	290	143	34	417	1,438	82.53
	8	25,400	19	4	375	232	26	732	2,358	92.33
	R. S.	2	1	18	7	9	21	164
Total	89,611	55	45	1,443	867	159	2,323	7,867	87.79
Harbour, Docks, Railways & Homeless.	...	44,979	2	6	32	26	6	51	245	5.40
Grand Total	9,79,445	780	702	3,455	5,620	2,720	34,055	68,610	70.04

R. S.—Road-side.