

SEVENTIETH ISSUE]

DEPARTMENT OF COMMERCIAL INTELLIGENCE AND STATISTICS, INDIA

ANNUAL STATEMENT
OF THE
Sea-Borne Trade of British India
WITH THE
British Empire and Foreign Countries

For the fiscal year ending 31st March, 1936

VOLUME I.

**Imports, Exports, and Re-exports of private merchandise and Government Stores,
and Imports and Exports of Treasure.**

Published by order of the Governor-General in Council



DELHI: MANAGER OF PUBLICATIONS
1937

[No. 3054.]

Volume I.

CONTENTS.

TABLES RELATING TO THE SEA-BORNE TRADE OF BRITISH INDIA.

No. of Tabla.	Charts illustrating—	Page.
	1. The Foreign Sea-Borne Trade of British India:	
	(a) During the last ten years as compared with averages of the pre-war, war and post-war periods	i
	(b) During the last 70 years (1864-69 to 1929-34)	ii
	2. (a) Variations in the values of Principal articles in the Import Trade of British India during the last ten years as compared with averages of the pre-war, war and post-war periods	iii
	2. (b) Variations in the values of Principal articles in the Export Trade of British India during the last ten years as compared with averages of the pre-war, war and post-war periods	iv
	Introductory Note	v—viii
1	Total Trade: Value	1
2	Private Merchandise: From and to British Empire and Foreign Countries: Total Imports, Exports, and Re-Exports	2
3	Private Treasure: From and to British Empire and Foreign Countries: Total Imports and Exports	2
4	Private Merchandise: Summary of Imports—From British Empire and Foreign Countries	3
	—From British Empire	5
	—From Foreign Countries	7
5	Exports—To British Empire and Foreign Countries	9
	—To British Empire	11
	—To Foreign Countries	13
6	Re-Exports—To British Empire and Foreign Countries	15
	—To British Empire	17
	—To Foreign Countries	19
7	Private Merchandise: Principal Countries: Imports	21
8	" Exports	24
9	" Re-Exports	27
10	Articles and Countries: Imports: Quantity and Value	29
11	" Exports: Quantity and Value	508
12	" Re-Exports: Quantity and Value	737
13	Government Stores: " Imports: Quantity and Value	831
14	" Exports: Quantity and Value	862
15	" Re-Exports: Quantity and Value	870
15A	Opium and other dangerous drugs: " Imports: Quantity and Value	878
15B	" Re-exports: Quantity and Value	882
15C	" Exports: Quantity and Value	884
16	Treasure: Gold coin and bullion: Imports and Exports	886
17	Description of Imports and Exports	887
18	Silver coin and bullion: Imports and Exports	888
19	Description of Imports and Exports	890
20	Gold and Silver coin and bullion: Imports and Exports	890
20A	Currency notes: Imports and Exports	892
21	Gold, Silver and Currency notes: Share of Provinces	893
	Appendix A.—Alterations in the Annual Statement of Trade	900
	Appendix B.—List of countries the trade with which is separately recorded in the Annual Statement	902
	Index	904

CHART 1.
Foreign Sea-borne Trade of British India.
 (a) During the last ten years as compared with averages of the pre-war, war and post-war periods.
 (Private and Government.)

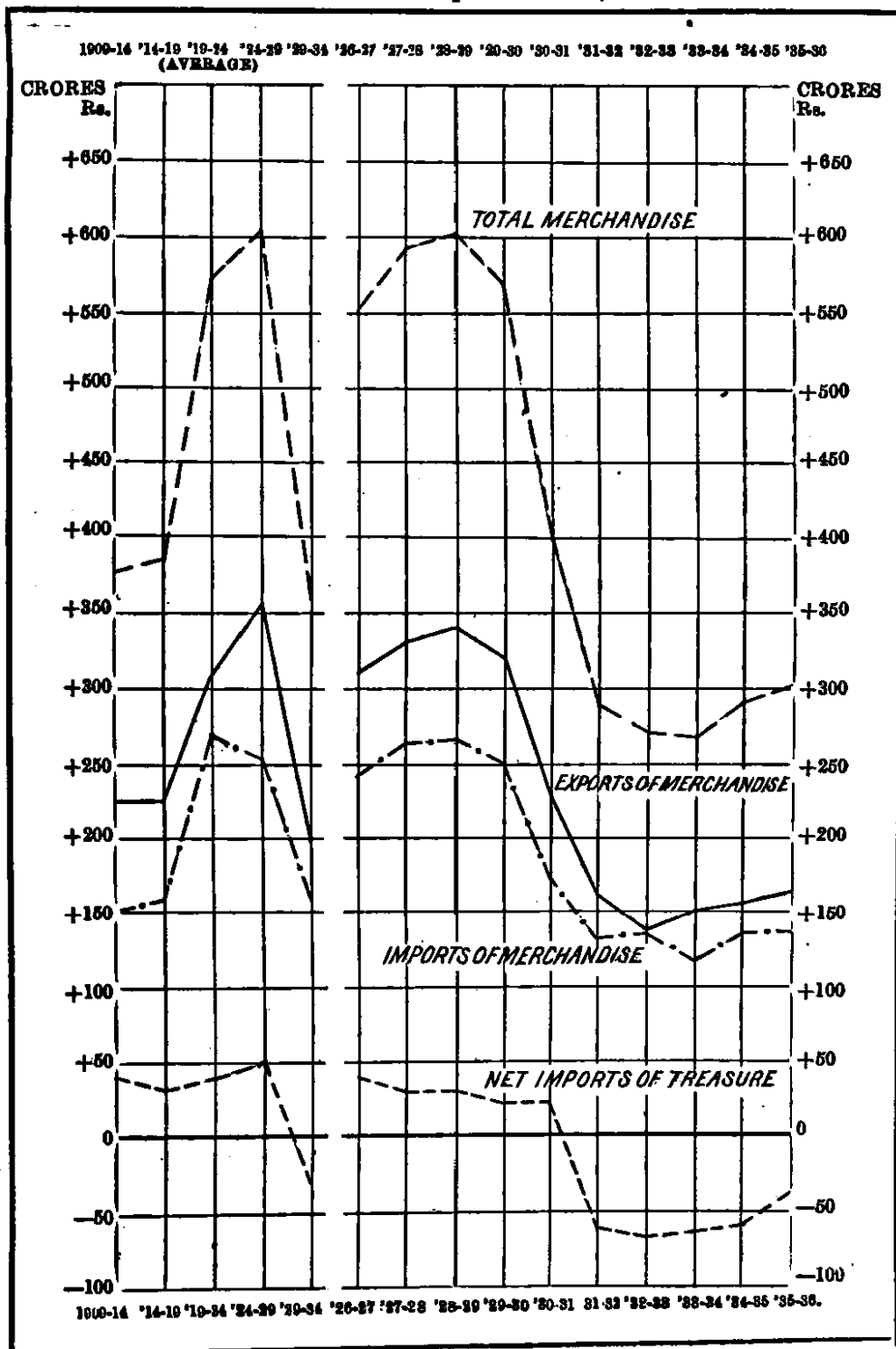


CHART 1.

Foreign Sea-borne Trade of British India.
 (b) During the seventy years (1864-69 to 1929-34). Quinquennial Averages.
 (Private and Government.)

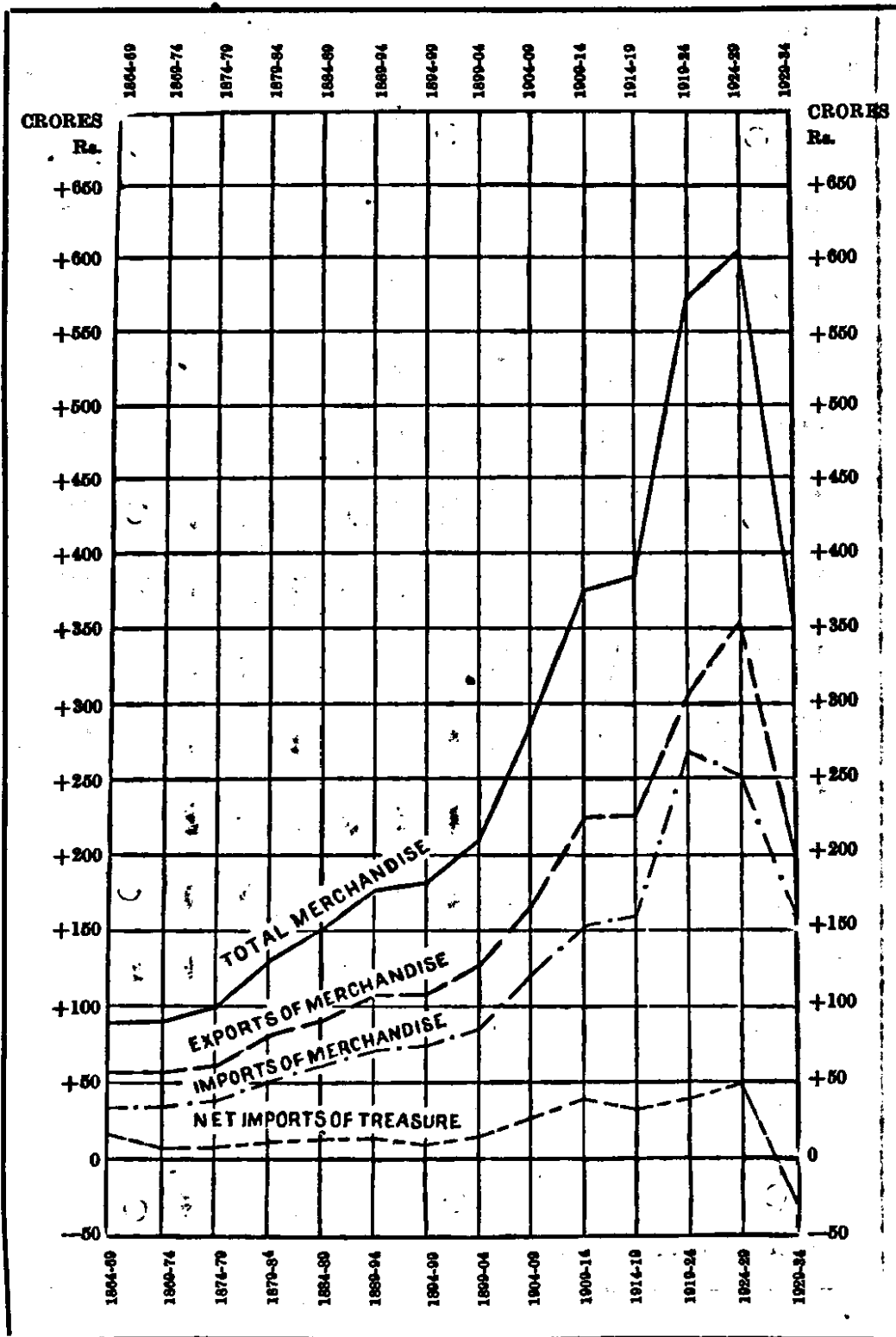
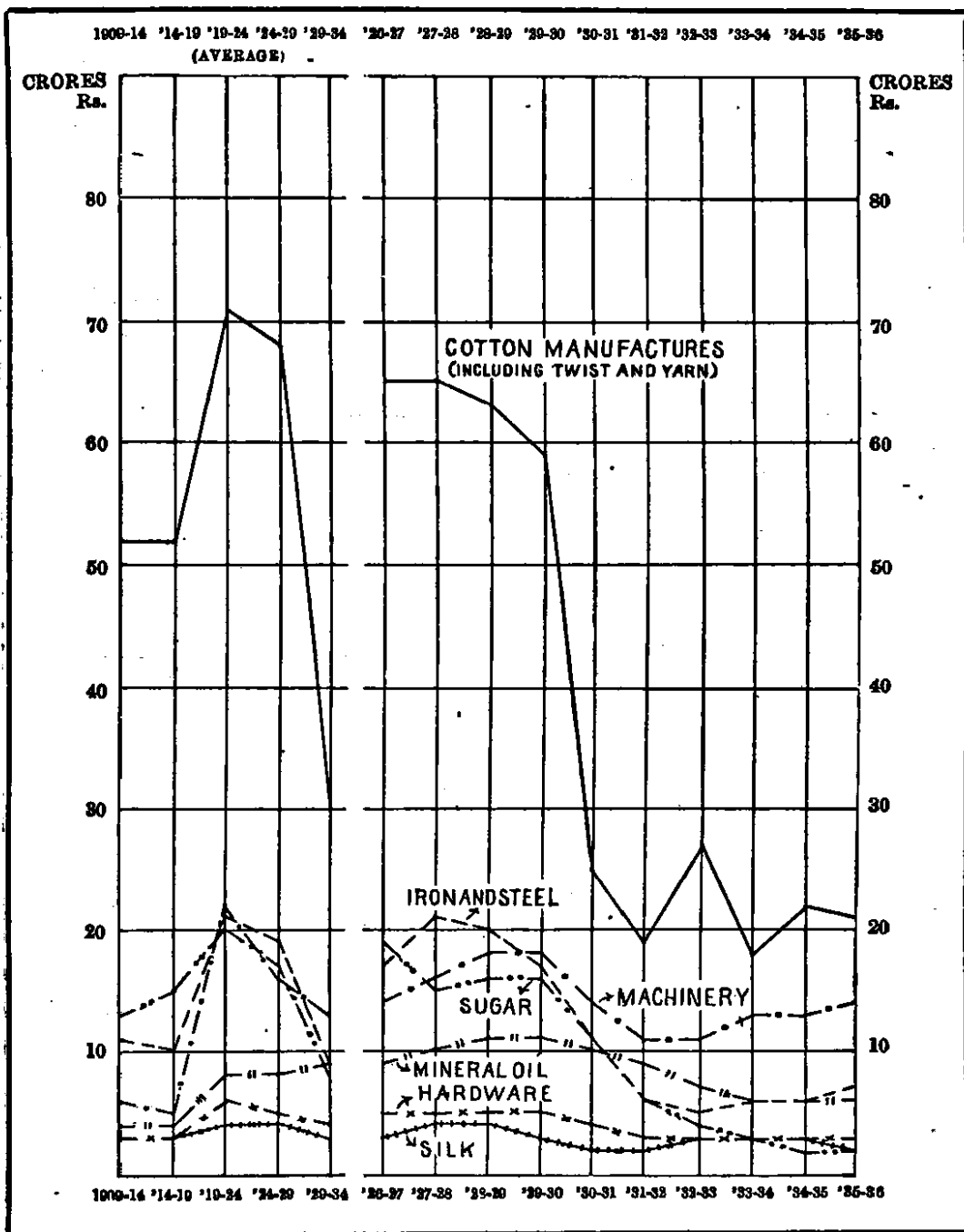


CHART 2.

(a) Variations in the values of principal articles in the import trade of British India during the last ten years as compared with averages of the pre-war, war and post-war periods.

IMPORTS.



Tables 11 and 12 show in the same order the exports to the principal and other countries of articles of Indian merchandise and of Foreign merchandise respectively.

The trade in each article with each country is recorded separately in these tables when its value is Rs.5,000 or more. If the value of the trade with any country in any particular article is less than Rs.5,000, it is generally grouped under one of the heads—"Other British Possessions" or "Other Foreign Countries."

Government Stores.—Imports and exports of Government stores are separately recorded.

Tables 13, 14 and 15 show the quantity and value of imports, exports and re-exports of Government stores. The accounts of goods exported do not include goods bought by Government and shipped on Government or chartered vessels.

Treasure.—Imports and exports of gold and silver coin and bullion are also recorded separately and are not included in the tables relating to merchandise. Imports of gold by letter post are registered with effect from April, 1924, and included in the accounts. The transactions in issued currency notes are, with effect from April, 1922, registered separately under treasure.

Tables 16 to 21 show the imports and exports of gold and silver coin and bullion and of currency notes from and to each country. Bullion, coin and currency notes are excluded from all general tables of imports and exports.

6. Explanation of Imports and Exports.—The tables relating to imports refer to goods landed, whether they are intended for home consumption, bonding, or re-exportation. Goods landed and afterwards re-exported are therefore included under "imports," even though imported on a through bill of lading, unless they are removed under bond from the importing to the exporting ships at the same or another port (when they are omitted from the general tables of imports and re-exports) because the accounts exclude transshipment trade at ports. Goods are seldom imported to be improved, and the "improvement" trade, such as is recognised in the statistics of some other countries, is not distinguished.

Transshipment Trade.—Indian ports are not transshipment centres for foreign countries to any considerable extent, and the trade returns accordingly take no account of merchandise transhipped.

Passengers' baggage.—Imports of passengers' baggage are not included in the trade statistics unless they are dutiable.

Ship's Stores.—Ship's stores are not included in the trade statistics except the imports on which duty is paid and the exports on which drawback is claimed.

Bunkers.—Coal and oil taken for use on board ships engaged in foreign trade are shown separately in the general tables of Exports or Re-exports according as they are of Indian or foreign origin.

Petrol and Lubricating Oil.—Petrol and lubricating oil shipped in air crafts for consumption during the outward journey have been shown separately in the general tables of Exports or Re-exports according as they are of Indian or foreign origin.

Parcel Post.—Imports from and Exports to foreign countries by parcel post are included in the returns; dutiable articles imported by letter post are also included, but the contents of foreign letters despatched are not registered. Imports by parcel post of goods, whether dutiable or not, are not classified according to their nature, with the exception of the items noted in the following paragraph, but are separately recorded at the end of the tables and are entered by value only. Exports by parcel post are treated in the same way as imports by parcel post, and the values shown are approximate only.

From April, 1922, imports by post (including letter packets, registered and ordinary) of jewellery, precious stones, gold and silver thread, cigarettes, and cinematograph films, referred to Collectors of Customs for assessment, are being included with their appropriate heads and sub-heads in the import trade returns.

Special Statistics.—At the instance of the Advisory Committee of the League of Nations on traffic in opium, etc., three separate tables 15A, 15B and 15C have

been introduced showing the imports, re-exports and exports of opium and other dangerous drugs into and from British India during the years 1931-32 to 1935-36.

7. Countries to which Imports and Exports are credited.—Throughout the tables in this volume *Imports* are classified as received from the countries whence they were *consigned* to British India, and not, as in the corresponding volumes for 1910-11 and earlier years, as received from the countries whence they were shipped direct to India. The *countries of consignment* are the countries from which the goods have come, whether by land and sea or by sea only, without interruption of transit save in the course of transshipment or transfer from one means of conveyance to another.

The countries whence goods are consigned are not in all cases the countries of actual origin or in the case of manufactured goods the countries in which the processes of manufacture were conducted or completed, since goods produced in one country may be purchased by a firm in another country and thence despatched, after a longer or shorter interval, to India. In such a case the second country would be the country of consignment, to which the goods would be credited in these tables.

Exports are credited in the tables to the country of *final destination*, i.e., the country to which they are consigned, whether that country possesses a seaboard or not, and not, as before, to the country containing the port of discharge as declared by the exporter in the shipping bills, whether carried there direct or after transshipment. The *country of final destination* is the country to which goods exported from India are intended to pass, whether by sea and land or by sea only, without interruption of transit save in the course of transshipment or transfer from one means of conveyance to another.

In all tables of Volumes I and II where trade is shown according to countries, the countries included in the British Empire have been grouped separately from Foreign Countries, excepting in tables 4 to 7, 10 and 13 of Volume II, where geographical arrangement within the Continent is followed, and in tables 15A, 15B and 15C of Volume I exhibiting special statistics of the imports and exports of dangerous drugs.

8. Method of ascertaining Quantities and Values of Imports and Exports.—

The statements of both quantities and values are based on the declarations of importers in Bills of Entry and of exporters in Shipping Bills as subsequently checked by the Customs officials. The quantities are not recorded in every case, but where goods are entered by weight, the quantities given represent the *net* weight exclusive of packages, sacks, casks, tins, bottles, etc., in which they may be contained or of reels on which they may be wound. In certain cases, number, gallon, or yard is the denomination employed. Piece-goods are shown by linear yards, oil-cloth and floor-cloth by square yards, and liquors and oils generally by gallons. When weight is the prescribed denomination, different units (tons, cwts., lbs., and ozs.) are specified according to the nature of various articles and the different trade practice. According to the provisions of the Indian Sea Customs Act VIII of 1878 (Section 30), the values of goods imported or exported are based on wholesale market prices, and represent—

- (a) the wholesale cash price, less trade discount, for which goods of the like kind and quality are sold, or are capable of being sold, at the time and place of importation or exportation, as the case may be, without any abatement or deduction whatever, except (in the case of goods imported) of the amount of the duties payable on the importation thereof; or
- (b) where such price is not ascertainable, the cost at which goods of the like kind and quality could be delivered at such place without any abatement or deduction, except as aforesaid.

In the tables of Imports and Exports of Treasure, the weight of gold has been shown in 'fine ounces' and that of silver in 'standard ounces,' the latter meaning the British Standard ($\frac{21}{20}$ fine); while the value of both gold and silver imported and exported, whether on private or on Government account, represents the market value at the time and place of import or export, except in the case of Government of India rupees and currency notes of which the face

value is shown. The practice before April, 1921, was not uniform at all the ports.

9. **Unenumerated goods.**—Unenumerated goods, i.e., goods not separately specified, are divided into "Unmanufactured" and "Manufactured" [Classes II (Group S) and III (Group U) respectively] and are placed in the tables of imports and exports after all other goods recorded. These goods are entered by value only.

10. **Charts.**—Charts are annexed to illustrate the variations in the total imports and exports of merchandise and in the net imports or exports of treasure, and also the variations in the values of principal articles in the import and export trade.

11. **List of Countries.**—A complete list of all the countries, the trade with which is separately recorded, is shown in Appendix B. This list was revised on the lines prescribed by the Committee set up in terms of Act 8 of the International Convention relating to Economic Statistics with effect from April, 1933.

12. **Index.**—An index to the articles alphabetically arranged, specified in the tables of Imports, Exports and Re-exports, is given at the end of the volume.

13. **Calendar Year Accounts.**—The particulars of the import and export trade of British India in principal articles for the calendar year are also published annually.

J. MATTHAI,
Director-General.

DEPARTMENT OF COMMERCIAL INTELLIGENCE
AND STATISTICS, INDIA;

Calcutta, dated 8th September, 1936.

TABLES

RELATING TO

THE SEA-BORNE TRADE OF BRITISH INDIA

Note.—The Fiscal Year commences on the 1st April and ends on the 31st March.

ABSTRACT TABLES

TOTAL VALUE OF THE IMPORT AND EXPORT TRADE OF BRITISH INDIA

No. 1.

VALUE of TOTAL FOREIGN SEA-BORNE TRADE (with the BRITISH EMPIRE and FOREIGN COUNTRIES)

		1931-32	1932-33	1933-34	1934-35	1935-36
		₹	₹	₹	₹	₹
IMPORTS—PRIVATE.						
Merchandise		126,37,14,115	132,58,43,175	116,35,70,144	132,28,64,653	134,37,31,530
Treasure	Gold	2,79,95,364	1,31,81,391	1,09,94,235	71,93,101	94,95,410
	Silver	4,41,90,307	1,62,87,815	81,15,156	4,45,08,622	4,46,22,231
	Currency notes	4,04,399	4,36,640	4,48,838	2,14,025	4,18,399
	TOTAL	7,25,90,070	2,99,05,846	1,95,57,779	5,19,15,748	5,45,36,090
TOTAL IMPORTS	133,63,04,185	136,57,48,521	117,31,27,923	137,47,80,401	139,82,67,620	
EXPORTS—						
Merchandise	Indian	155,88,86,094	132,27,20,964	1,47,25,06,820	151,66,97,497	160,52,18,244
	Foreign	4,65,86,260	3,21,98,446	3,41,73,569	3,54,56,718	3,76,54,762
	TOTAL	160,54,72,354	135,49,14,410	150,66,80,389	155,21,54,213	164,28,73,006
Treasure	Gold	60,78,25,155	66,84,09,347	58,15,30,246	58,25,67,708	38,30,55,365
	Silver	1,82,60,008	90,02,713	79,78,563	4,07,90,902	3,18,84,541
	Currency notes	29,79,060	17,80,073	23,89,644	39,03,590	33,23,303
	TOTAL	62,90,64,223	67,91,92,133	59,18,98,453	57,22,62,200	41,82,63,209
TOTAL EXPORTS	223,45,36,577	203,41,06,543	209,85,78,842	212,94,16,413	206,11,36,215	
TOTAL IMPORTS AND EXPORTS (PRIVATE)						
Merchandise		236,91,86,469	268,07,57,535	266,02,50,533	287,50,18,866	298,66,04,536
Treasure		70,16,54,298	70,90,97,479	61,14,56,232	62,91,77,948	47,27,99,299
TOTAL		307,08,40,767	338,98,55,014	327,17,06,765	350,41,96,814	345,94,03,835
GOVERNMENT.						
IMPORTS—						
Stores		4,27,14,391	2,43,32,379	1,94,75,278	2,29,60,405	2,40,06,535
Treasure	Gold
	Silver	78,655	7,842	57,436	1,417	1,99,62,479
	Currency notes	17,100
	TOTAL	90,755	7,842	57,436	1,417	1,99,62,479
TOTAL IMPORTS	4,28,05,146	2,43,40,221	1,95,32,714	2,29,61,822	4,39,01,014	
EXPORTS—						
Stores	Indian	60,54,692	40,51,654	45,27,614	24,78,007	21,31,251
	Foreign	4,95,279	3,68,045	5,07,206	3,39,424	9,44,977
	TOTAL	65,49,971	44,19,699	50,34,820	28,17,431	30,76,223
Treasure	Gold
	Silver	3,02,21,042	2,74,23,395	6,37,65,455	5,77,33,939	3,84,24,938
	Currency notes
	TOTAL	3,02,21,042	2,74,23,395	6,37,65,455	5,77,33,939	3,84,24,938
TOTAL EXPORTS	3,67,71,013	3,18,43,094	6,38,00,275	6,06,01,370	4,15,01,166	
TOTAL IMPORTS AND EXPORTS (GOVERNMENT)						
		7,95,76,159	5,61,83,315	8,33,32,989	8,35,63,192	8,54,02,180
GRAND TOTAL IMPORTS						
Merchandise		130,64,28,506	135,01,76,054	117,30,45,422	134,58,25,058	136,77,40,065
Treasure		7,26,80,823	2,99,13,138	1,96,15,215	5,19,17,165	7,44,88,599
TOTAL		137,91,09,331	138,00,89,192	119,26,60,637	139,77,42,223	144,22,28,664
GRAND TOTAL EXPORTS						
Merchandise		161,20,32,325	135,93,34,100	151,17,15,209	155,49,71,644	164,59,49,294
Treasure		65,92,85,265	70,66,15,523	65,56,63,908	63,50,40,139	45,66,83,147
TOTAL		227,13,07,590	206,59,49,623	216,73,79,117	219,00,17,783	210,26,32,441
TOTAL SEA-BORNE TRADE		365,04,16,921	344,60,38,815	336,00,39,754	358,77,60,006	354,48,61,105

ABSTRACT TABLES
IMPORTS AND EXPORTS

(2)

No. 2.

VALUE of the TOTAL IMPORTS, EXPORTS, and RE-EXPORTS of MERCHANDISE (private) from and to the BRITISH EMPIRE and FOREIGN COUNTRIES, RESPECTIVELY.

MERCHANDISE—	1931-32	1932-33	1933-34	1934-35	1935-36
Imports:					
Consigned from—					
British Empire	56,00,08,618	59,39,33,561	57,70,50,516	65,84,67,695	65,50,22,73
Foreign Countries	69,70,45,497	78,20,19,614	57,55,19,628	66,03,76,958	68,05,48,80
TOTAL	125,70,54,115	137,59,53,175	115,25,70,144	131,88,44,653	133,55,71,533
Exports (Indian): Consignments to—					
British Empire	68,14,16,331	69,06,36,968	68,14,77,661	68,86,90,194	73,05,06,41
Foreign Countries	87,74,69,673	72,60,84,006	79,10,29,159	82,80,06,908	86,56,91,73
TOTAL	155,88,86,004	141,67,20,974	147,25,06,820	151,66,97,102	159,61,98,144
Exports (Foreign): Consignments to—					
British Empire	2,83,59,261	1,70,07,632	1,71,71,511	2,16,48,621	2,26,04,01
Foreign Countries	1,82,26,999	1,45,25,824	1,70,02,028	1,33,08,195	1,49,00,97
TOTAL	4,65,86,260	3,15,33,456	3,41,73,539	3,50,56,816	3,75,04,98
Exports and Re-exports (Total): Consignments to—					
British Empire	70,97,75,482	61,43,04,600	69,86,49,172	71,03,39,115	75,31,10,42
Foreign Countries	89,56,96,873	74,06,09,830	80,80,31,217	84,18,15,093	89,06,91
TOTAL	160,54,72,355	135,49,14,430	150,66,80,389	155,21,54,208	164,38,01
Imports, Exports, and Re-exports (Total) :—					
Consigned from and to British Empire	127,64,44,100	120,81,23,141	127,56,09,698	136,88,90,810	141,73,94
Foreign Countries	159,37,42,369	147,26,29,444	138,46,50,845	151,11,93,056	159,88,70
TOTAL	286,91,86,469	268,07,52,585	266,02,60,543	287,99,83,866	291,62,64

No. 3.

VALUE of the TOTAL IMPORTS and EXPORTS of TREASURE (private) from and to the BRITISH EMPIRE and FOREIGN COUNTRIES, RESPECTIVELY.

TREASURE—	1931-32	1932-33	1933-34	1934-35	1935-36
Imports:					
Consigned from—					
British Empire	5,55,70,080	1,88,25,750	1,84,68,572	2,85,48,061	4,88,94
Foreign Countries	1,70,19,900	1,15,79,596	60,89,207	2,88,72,687	56,41
TOTAL	7,25,90,070	3,04,05,346	1,95,57,779	5,74,20,748	5,45,35
Exports					
Consignments to—					
British Empire	49,71,42,644	40,28,06,986	47,24,51,699	39,49,95,084	39,91,73
Foreign Countries	18,19,21,879	27,68,85,197	11,94,46,784	18,32,67,116	14,90,90
TOTAL	67,90,64,523	67,96,92,183	59,19,98,483	57,82,62,200	54,82,63
TOTAL IMPORTS AND EXPORTS	70,16,54,593	70,00,97,479	61,14,56,262	63,51,77,948	60,27,57

No. 4.

SUMMARY of the VALUE of the IMPORTS of MERCHANDISE CONSIGNED from the BRITISH EMPIRE and FOREIGN COUNTRIES

	1931-32	1932-33	1933-34	1934-35	1935-36
	R	R	R	R	R
L.—FOOD, DRINK AND TOBACCO—					
A. Fish (excluding canned fish)	13,42,162	13,66,234	15,05,129	16,56,845	19,34,212
B. Fruits and Vegetables	1,34,47,173	1,16,56,578	1,00,13,682	1,29,98,727	1,33,41,041
C. Grain, Pulse and Flour	1,17,60,525	70,97,947	83,70,161	2,66,45,395	1,62,49,171
D. Liquors	1,80,10,038	1,80,00,080	1,79,30,225	1,85,87,774	1,98,63,500
E. Provisions and Oilman's stores	2,41,26,266	2,92,87,375	2,71,55,887	2,89,05,621	3,11,87,002
F. Spices	2,08,22,441	1,72,49,823	1,55,66,820	1,55,49,168	1,61,77,256
G. Sugar	6,16,53,256	4,22,87,198	2,70,97,033	2,10,85,276	1,90,73,049
H. Tea	43,57,159	34,62,924	25,13,150	17,12,630	24,97,308
I. Other Food and Drink	74,86,375	80,96,844	50,59,115	53,28,166	57,55,549
J. Tobacco	94,34,454	96,93,593	72,14,621	61,82,439	61,56,052
TOTAL, CLASS I	18,24,39,849	14,81,98,599	12,24,25,824	13,86,52,041	13,22,34,140
L.—RAW MATERIALS AND PRODUCE AND ARTICLES MAINLY UNMANUFACTURED—					
A. Coal	11,22,806	6,46,300	9,16,856	9,17,302	9,49,124
B. Other Non-metallic mining and quarry products and the like	82,46,281	1,26,27,503	1,13,16,887	86,99,270	94,08,261
C. Fodder, Bran and Pollards	1,64,099	1,23,997	68,320	1,34,732	95,120
D. Gums, Resins and Lac	26,03,236	24,28,788	38,01,747	54,07,467	39,09,217
E. Hides and Skins, raw or undressed	14,42,727	8,62,063	11,91,245	10,37,035	10,00,361
F. Metallic ores and scrap iron or steel for re-manufacture	1,67,643	1,38,836	2,35,644	1,25,028	1,14,786
G. Oils—Vegetable, Mineral and Animal	9,72,26,298	8,00,01,287	6,75,47,338	6,97,18,635	7,24,54,155
H. Oilcakes of all kinds	1,871	464	427	739	206
I. Paper making materials	35,98,541	22,08,879	27,09,736	26,28,245	20,48,300
J. Rubber, raw or crude	1,29,522	70,201	3,76,631	5,46,412	3,37,749
K. Seeds, including nuts for oils	11,94,784	33,78,784	43,73,975	44,57,379	81,94,197
L. Tallow, Stearine and Wax	21,91,734	26,62,562	21,25,348	23,90,108	29,59,205
M. Cotton, raw and waste	7,03,39,767	7,25,73,282	3,55,70,694	5,28,39,889	6,74,27,346
N. Jute, raw	881	1,934	3,111	2,300	39,214
O. Silk, raw and waste	62,39,255	1,17,26,281	71,74,284	57,46,302	57,73,129
P. Wool, raw	31,09,449	42,12,188	34,09,579	41,35,017	44,10,193
Q. Other textile materials	2,46,210	3,71,583	2,70,117	2,83,884	4,18,735
R. Wood and Timber	48,47,103	34,50,071	39,34,514	33,83,237	27,82,023
S. Miscellaneous	56,30,270	73,96,930	71,61,533	87,54,766	92,87,396
TOTAL, CLASS II	20,85,02,477	20,48,81,933	15,21,88,016	17,12,07,737	19,16,08,717

ABSTRACT TABLES.
IMPORTS SUMMARY

(4)

No. 4—continued

SUMMARY of the VALUE of the IMPORTS of MERCHANDISE CONSIGNED from the BRITISH EMPIRE and FOREIGN COUNTRIES—continued

	1931-32	1932-33	1933-34	1934-35	1935-36
	₹	₹	₹	₹	₹
III.—ARTICLES WHOLLY OR MAINLY MANUFACTURED—					
A. Apparel	1,46,68,762	1,35,98,183	1,29,01,398	1,17,18,964	99,86,642
B. Arms, Ammunition and Military Stores	68,48,425	44,14,192	42,96,656	42,71,674	49,91,073
C. Chemicals, Drugs and Medicines	4,79,08,750	4,99,90,058	4,97,30,816	5,20,82,282	5,61,40,729
D. Cutlery, Hardware, Implements and Instruments (excluding Electrical Instruments and Apparatus)	4,42,74,576	4,89,38,069	5,03,87,898	5,43,51,075	5,85,31,804
E. Dyes and Colours	3,65,14,747	3,50,67,852	3,45,27,698	4,09,92,205	4,38,97,871
F. Electrical Goods and Apparatus (other than Machinery)	2,22,97,722	2,34,30,444	2,30,81,361	2,31,19,649	3,08,75,262
G. Furniture, Cabinetware, and Manufactures of Wood and Timber	32,33,020	34,58,734	31,54,106	43,12,039	48,87,991
H. Glassware and Earthenware	1,60,68,375	1,92,49,280	1,65,68,865	1,77,48,671	1,85,79,396
I. Hides and Skins, tanned or dressed, and Leather	45,45,455	49,48,665	46,53,334	54,19,182	55,12,515
J. Machinery of all kinds, including Belting for Machinery	11,57,11,865	11,14,26,938	12,37,92,637	13,27,54,099	14,38,08,238
K. Metals—Iron and Steel and manufactures thereof	6,31,48,050	5,29,78,155	5,52,17,526	6,37,52,119	7,21,81,448
L. Metals other than Iron and Steel and manufactures thereof	3,44,49,382	4,42,31,907	3,95,33,240	4,98,96,379	4,80,35,673
M. Paper, Pasteboard and Stationery	3,18,26,606	3,58,80,944	3,29,40,997	3,41,61,947	3,75,10,247
N. Rubber manufactures	2,20,98,381	1,98,35,291	1,87,58,595	2,05,52,008	2,06,84,647
O. Vehicles, excluding Locomotives, etc., for Railways	4,48,46,878	3,81,94,403	4,76,82,726	6,59,99,601	6,92,13,674
P. Cotton yarns and manufactures	19,15,41,698	26,82,79,487	17,74,34,197	21,76,17,719	21,15,34,684
Q. Jute	12,77,063	13,46,603	9,81,853	8,59,864	10,41,096
R. Silk	2,11,16,856	3,16,10,400	2,86,85,862	2,79,62,951	2,19,91,541
S. Woollen	1,30,96,316	2,54,35,068	2,20,83,834	3,45,11,933	2,34,43,582
T. Other yarns and textile fabrics	4,22,62,993	5,05,05,201	3,51,82,364	5,38,51,813	4,75,02,931
U. Miscellaneous	6,11,95,738	6,33,29,535	6,04,86,761	6,41,25,677	6,34,21,853
TOTAL, CLASS III	83,89,31,656	94,53,39,309	85,20,82,719	98,50,91,761	99,36,80,899
IV.—LIVING ANIMALS—					
A. Horses	40,10,053	12,89,925	26,51,952	23,15,501	18,17,952
B. Other living Animals	1,96,104	1,89,196	1,60,346	1,78,340	2,20,705
TOTAL, CLASS IV	42,06,157	14,79,121	28,12,298	24,93,841	20,38,657
V.—POSTAL ARTICLES NOT SPECIFIED					
	2,96,33,976	2,59,44,213	2,40,61,257	2,54,19,273	2,41,69,217
GRAND TOTAL	1,26,37,14,115	132,58,43,173	1,15,35,70,144	1,32,28,64,653	1,34,37,31,589

No. 4—continued

SUMMARY of the VALUE of the IMPORTS of MERCHANDISE CONSIGNED from the
BRITISH EMPIRE

	1931-32	1932-33	1933-34	1934-35	1935-36
	₹	₹	₹	₹	₹
I.—FOOD, DRINK AND TOBACCO—					
A. Fish (excluding canned fish)	9,68,691	10,51,981	11,79,568	13,20,699	16,00,315
B. Fruits and Vegetables	16,12,635	20,40,418	15,02,393	19,79,838	21,98,160
C. Grain, Pulse and Flour	80,02,189	33,13,125	16,07,085	8,98,995	11,79,248
D. Liquors	1,22,40,917	1,25,48,305	1,23,70,436	1,25,74,641	1,31,49,925
E. Provisions and Oilman's stores	2,00,56,754	1,89,33,045	2,01,42,034	2,15,85,820	2,35,42,625
F. Spices	1,97,66,648	1,62,95,418	1,45,26,580	1,43,60,812	1,33,59,974
G. Sugar	86,59,434	41,59,904	41,22,604	19,17,122	24,87,290
H. Tea	19,48,329	12,65,033	5,65,555	3,78,119	4,74,201
I. Other Food and Drink	55,35,954	46,07,059	38,14,787	40,12,022	41,25,130
J. Tobacco	62,40,814	35,12,585	42,05,563	34,33,326	35,17,098
TOTAL, CLASS I	8,00,32,365	6,77,26,873	6,40,36,605	6,24,61,384	6,56,33,956
II.—RAW MATERIALS AND PRODUCE AND ARTICLES MAINLY UNMANU- FACTURED—					
A. Coal	10,87,131	6,29,858	9,00,995	8,27,997	6,00,977
B. Other Non-metallic mining and quarry products and the like	21,32,139	19,11,934	20,36,960	20,51,618	27,28,282
C. Fodder, Bran and Pollards	1,63,743	1,23,967	67,679	1,34,671	93,704
D. Gums, Resins and Lac	18,88,290	18,58,203	28,29,154	39,72,656	22,57,222
E. Hides and Skins, raw or undressed	9,02,670	4,85,820	6,12,638	5,43,748	4,87,916
F. Metallic ores and scrap iron or steel for re-manu- facture	70,627	51,127	1,76,160	86,588	68,312
G. Oils—Vegetable, Mineral and Animal	1,13,83,749	1,57,29,164	1,27,29,292	1,44,09,412	1,70,39,525
H. Oilcakes of all kinds	1,871	464	427	739	205
I. Paper making materials	3,40,045	1,22,153	45,842	56,361	1,41,214
J. Rubber, raw or crude	1,27,371	59,735	3,67,781	4,41,623	2,89,640
K. Seeds including nuts for oils	8,37,343	31,93,421	42,19,392	42,60,542	80,25,528
L. Tallow, Stearine and Wax	20,27,056	24,05,147	18,93,790	21,19,916	26,64,101
M. Cotton, raw and waste	3,42,47,492	2,56,94,065	2,33,67,874	3,40,83,344	4,04,74,505
N. Jute, raw	160	3	2,953	1,312	39,214
O. Silk, raw and waste	6,02,708	13,87,835	8,38,909	2,24,346	1,41,432
P. Wool, raw	24,31,304	36,72,863	32,47,030	39,27,917	40,40,486
Q. Other textile materials	28,320	64,237	8,050	8,471	25,130
R. Wood and Timber	5,48,560	4,19,742	3,57,765	2,55,328	3,79,682
S. Miscellaneous	34,63,033	53,92,524	54,40,903	67,43,693	71,30,884
TOTAL, CLASS II	6,22,93,612	6,32,04,198	5,91,43,644	7,41,60,282	8,66,27,959

ABSTRACT TABLES
IMPORTS SUMMARY

(6)

No. 4—continued

SUMMARY of the VALUE of the IMPORTS of MERCHANDISE CONSIGNED from the BRITISH EMPIRE—continued

	1931-32	1932-33	1933-34	1934-35	1935-36
	R	R	R	R	R
III.—ARTICLES WHOLLY OR MAINLY MANUFACTURED—					
A. Apparel	32,92,719	32,23,333	28,97,911	27,74,638	26,87,60
B. Arms, Ammunition and Military Stores	57,22,375	37,85,792	37,33,923	38,59,732	40,16,02
C. Chemicals, Drugs and Medicines	2,33,76,440	2,26,64,341	2,48,71,001	2,62,60,395	2,77,21,72
D. Cutlery, Hardware, Implements, and Instruments (excluding Electrical Instruments and Apparatus)	1,84,90,033	1,87,20,613	1,94,95,565	2,03,82,319	2,19,21,41
E. Dyes and Colours	1,05,21,673	1,13,45,817	1,14,93,236	1,19,14,775	1,30,24,38
F. Electrical Goods and Apparatus (other than Machinery)	1,17,19,795	1,23,64,296	1,33,85,330	1,67,40,447	1,80,80,80
G. Furniture, Cabinetware, and Manufactures of Wood and Timber	13,89,424	11,16,923	13,63,929	16,36,422	18,96,311
H. Glassware and Earthenware	29,11,212	26,38,013	24,76,873	28,37,556	29,20,371
I. Hides and Skins, tanned or dressed and Leather	25,81,454	24,42,222	22,74,603	26,53,845	27,69,603
J. Machinery of all kinds including Belting for Machinery	8,17,70,116	8,28,55,535	9,16,83,531	9,60,31,705	9,77,42,302
K. Metals—Iron and Steel and manufactures thereof	3,40,30,098	2,71,55,481	3,18,05,944	3,72,54,606	4,09,40,574
L. Metals other than Iron and Steel and manufactures thereof	1,43,23,266	1,84,90,634	2,13,41,091	2,61,40,303	2,15,74,763
M. Paper, Pasteboard and Stationery	1,12,93,311	1,15,06,283	1,26,69,767	1,32,61,493	1,29,14,61
N. Rubber manufactures	80,73,575	88,36,560	1,25,72,786	1,45,50,857	1,49,33,91
O. Vehicles, excluding Locomotives, etc., for Railways	2,29,54,953	2,33,47,068	3,14,89,180	3,97,57,472	4,49,79,60
P. Cotton yarns and manufactures	9,95,11,262	14,28,39,899	10,46,78,436	13,02,44,600	10,85,80,30
Q. Jute	12,33,650	11,70,495	9,69,937	8,40,506	10,05,65
R. Silk	8,90,668	13,57,551	12,24,784	17,98,440	15,48,82
S. Woollen	41,07,861	72,37,281	78,77,990	1,00,08,702	88,64,73
T. Other yarns and textile fabrics	57,91,279	69,90,785	64,53,175	72,52,893	58,70,07
U. Miscellaneous	3,61,12,957	3,48,80,068	3,24,90,600	3,35,51,040	3,31,75,63
TOTAL, CLASS III	40,00,98,121	44,49,17,989	43,70,49,598	49,97,51,646	48,71,69,37
IV.—LIVING ANIMALS—					
A. Horses	87,26,253	10,82,525	24,05,102	20,83,481	16,97,31
B. Other living Animals	1,33,988	1,54,397	1,39,149	1,62,885	1,49,31
TOTAL, CLASS IV	88,60,241	12,36,922	25,44,251	22,46,366	18,46,7
V.—POSTAL ARTICLES NOT SPECIFIED					
	2,03,94,279	1,67,37,579	1,42,76,418	1,48,88,017	1,38,04,7
GRAND TOTAL	56,66,68,618	59,38,23,561	57,70,50,516	65,34,87,695	65,50,82,7

No. 4—continued

SUMMARY of the VALUE of the IMPORTS of MERCHANDISE CONSIGNED from FOREIGN COUNTRIES

	1931-32	1932-33	1933-34	1934-35	1935-36
	R	R	R	R	R
—FOOD, DRINK AND TOBACCO—					
A. Fish (excluding canned fish)	3,73,471	3,14,253	3,25,561	3,36,146	3,33,897
B. Fruits and Vegetables	1,18,34,538	96,16,160	85,11,290	1,10,18,889	1,11,42,891
C. Grain, Pulse and Flour	37,58,336	37,84,822	67,63,076	2,57,46,410	1,50,69,923
D. Liquors	57,69,121	54,51,775	55,69,789	60,13,133	67,13,575
E. Provisions and Oilman's stores	1,40,69,512	1,03,54,330	70,13,853	73,19,801	76,44,377
F. Spices	10,55,793	9,54,405	10,40,240	11,88,356	28,17,282
G. Sugar	5,79,93,822	3,81,27,294	2,29,74,429	1,91,68,154	1,65,85,759
H. Tea	24,03,830	21,97,891	19,47,595	13,34,511	20,23,107
I. Other Food and Drink	19,50,421	34,89,785	12,44,328	13,16,144	16,30,419
J. Tobacco	31,93,640	61,81,011	30,09,058	27,49,113	26,38,954
TOTAL, CLASS I	10,24,07,484	8,04,71,726	5,83,89,219	7,61,90,657	6,66,00,184
—RAW MATERIALS AND PRODUCE AND ARTICLES MAINLY UNMANUFACTURED—					
A. Coal	35,875	16,442	15,901	89,305	3,48,147
B. Other Non-metallic mining and quarry products and the like	61,14,142	1,07,15,569	92,79,927	66,47,652	66,79,979
C. Fodder, Bran and Pollards	350	30	641	61	1,416
D. Gums, Resins and Lac	7,14,946	5,70,585	9,72,593	14,34,801	16,51,995
E. Hides and Skins, raw or undressed	5,40,057	3,76,243	5,78,577	4,93,287	5,12,445
F. Metallic ores and scrap iron or steel for re-manufacture	97,016	87,709	59,484	38,440	46,474
G. Oils—Vegetable, Mineral and Animal	8,58,42,549	6,42,72,123	5,48,18,046	5,03,09,223	5,54,14,630
H. Oilcakes of all kinds	1
I. Paper-making materials	32,58,496	20,86,726	26,63,894	25,71,884	19,07,086
J. Rubber, raw or crude	2,151	10,466	8,850	1,04,789	48,109
K. Seeds, including nuts for oils	3,57,441	1,85,363	1,54,583	1,96,837	1,68,669
L. Tallow, Stearine and Wax	1,64,678	2,57,415	2,31,558	2,70,192	2,95,104
M. Cotton, raw and waste	3,60,92,275	4,68,79,227	1,22,02,820	1,87,56,545	2,69,52,841
N. Jute, raw	721	1,931	158	988	..
O. Silk, raw and waste	56,36,547	1,03,38,446	63,35,375	55,21,956	56,31,897
P. Wool, raw	6,78,145	5,39,325	1,62,519	1,97,100	3,69,707
Q. Other textile materials	2,17,890	3,07,346	2,62,067	2,75,413	3,93,605
R. Wood and Timber	42,98,543	30,30,329	35,76,749	31,27,909	24,02,341
S. Miscellaneous	21,67,237	20,04,406	17,20,630	20,11,073	21,56,512
TOTAL, CLASS II	14,62,18,865	14,16,77,735	9,30,44,372	9,70,47,455	10,49,80,758

ABSTRACT TABLES
IMPORTS SUMMARY

(8)

No. 4—concluded

SUMMARY of the VALUE of the IMPORTS of MERCHANDISE CONSIGNED from FOREIGN COUNTRIES—continued

	1931-32	1932-33	1933-34	1934-35	1935-36
	R	R	R	R	R
III.—ARTICLES WHOLLY OR MAINLY MANUFACTURED—					
A. Apparel	1,13,76,043	1,03,75,851	1,00,03,487	89,44,326	72,98,949
B. Arms, Ammunition and Military Stores	11,26,050	6,78,400	5,02,733	4,12,842	8,75,046
C. Chemicals, Drugs and Medicines	2,45,32,310	2,63,25,717	2,50,59,815	2,58,21,867	2,84,19,001
D. Cutlery, Hardware, Implements and Instruments (excluding Electrical Instruments and Apparatus)	2,57,84,543	3,02,17,456	3,08,92,328	3,39,68,756	3,66,17,383
E. Dyes and Colours	2,59,93,074	2,37,22,035	2,30,34,462	2,90,77,430	3,08,73,489
F. Electrical Goods and Apparatus (other than Machinery)	1,05,77,927	1,10,56,148	96,96,031	1,13,79,202	1,27,94,400
G. Furniture, Cabinetware, and Manufactures of Wood and Timber	18,43,506	23,41,811	17,90,177	26,75,617	29,91,674
H. Glassware and Earthenware	1,31,57,163	1,66,11,267	1,40,91,992	1,49,11,115	1,56,59,021
I. Hides and Skins, tanned or dressed, and Leather	19,64,001	25,06,443	23,78,731	27,65,337	27,43,911
J. Machinery of all kinds, including Belting for Machinery	3,39,41,749	2,87,71,403	4,21,09,106	3,67,22,394	4,60,66,034
K. Metals—Iron and Steel and manufactures thereof	2,91,17,952	2,58,22,674	2,34,11,582	2,64,97,513	3,12,40,874
L. Metals other than Iron and Steel and manufactures thereof	2,01,26,116	2,57,41,173	1,81,92,149	2,37,56,076	2,64,60,904
M. Paper, Pasteboard and Stationery	2,05,33,295	2,43,74,661	2,02,71,230	2,09,00,454	2,45,95,571
N. Rubber manufactures	1,40,24,806	1,09,98,731	61,85,809	60,31,151	57,50,711
O. Vehicles, excluding Locomotives, etc., for Railways	2,18,91,925	1,48,47,335	1,61,93,546	2,62,42,129	2,42,34,061
P. Cotton yarns and manufactures	9,20,30,434	12,54,39,588	7,27,55,761	8,73,73,219	10,29,54,391
Q. Jute	43,413	1,76,108	11,916	19,388	35,441
R. Silk	2,02,26,188	3,02,52,849	2,74,61,078	2,61,64,511	2,04,42,721
S. Woollen	89,88,455	1,81,97,787	1,42,05,838	2,45,03,231	1,45,78,851
T. Other yarns and textile fabrics	3,64,71,714	4,35,14,416	2,87,29,189	4,65,98,920	4,16,32,851
U. Miscellaneous	2,50,82,781	2,84,49,467	2,79,96,161	3,05,74,637	3,02,46,211
TOTAL, CLASS III	43,88,33,535	50,04,21,320	41,50,33,121	48,53,40,115	50,65,11,521
IV.—LIVING ANIMALS—					
A. Horses	2,83,800	2,07,400	2,46,850	2,32,020	1,20,491
B. Other living Animals	62,116	34,799	21,197	15,455	71,351
TOTAL, CLASS IV	3,45,916	2,42,199	2,68,047	2,47,475	1,91,851
V.—POSTAL ARTICLES NOT SPECIFIED					
	92,39,897	92,06,634	97,84,869	1,05,51,256	1,03,04,461
GRAND TOTAL	69,70,45,497	73,20,19,614	57,65,19,628	66,93,76,958	69,86,48,801

No. 5

SUMMARY of the VALUE of the EXPORTS of INDIAN MERCHANDISE to the BRITISH EMPIRE and FOREIGN COUNTRIES

	1931-32	1932-33	1933-34	1934-35	1935-36
	₹	₹	₹	₹	₹
I.—FOOD, DRINK AND TOBACCO—					
A. Fish (excluding canned fish)	54,23,903	45,70,593	44,87,125	44,54,589	45,59,760
B. Fruits and Vegetables	90,31,646	69,52,351	99,05,513	1,07,78,117	1,64,65,574
C. Grain, Pulse and Flour	20,37,17,980	16,07,68,863	11,74,78,536	11,84,39,874	12,40,87,077
D. Liquors	2,370	1,453	11,514	15,030	51,014
E. Provisions and Oilman's stores	39,54,727	32,62,084	28,12,233	27,86,930	27,12,800
F. Spices	87,24,986	72,32,877	72,20,317	77,33,649	54,98,495
G. Sugar	1,91,841	2,10,245	2,37,613	2,43,283	2,38,913
H. Tea	19,43,73,875	17,15,27,805	19,84,49,936	20,13,19,311	19,82,22,225
I. Other Food and Drink	94,52,219	1,09,83,217	1,02,47,835	72,72,770	1,02,22,024
J. Tobacco	85,42,469	77,10,856	93,79,867	81,90,360	92,43,207
TOTAL, CLASS I	44,34,16,016	37,32,20,344	36,02,30,489	36,12,33,913	37,13,01,089
II.—RAW MATERIALS AND PRODUCE AND ARTICLES MAINLY UNMANUFACTURED—					
A. Coal	54,51,985	43,80,172	37,17,507	28,78,683	17,04,445
B. Other Non-metallic mining and quarry products and the like	40,72,540	32,42,259	52,26,546	73,66,153	90,73,768
C. Fodder, Bran and Pollards	75,14,260	70,28,617	46,63,607	77,30,445	73,42,947
D. Gums, Resins and Lac	1,97,89,778	1,37,31,311	2,60,51,026	3,45,36,353	1,76,19,236
E. Hides and Skins, raw or undressed	3,85,71,421	2,76,86,685	4,25,32,967	3,13,06,743	4,13,09,568
F. Metallic ores and scrap iron or steel for re-manufacture	1,65,71,566	1,56,74,468	2,06,33,608	2,86,68,073	3,81,59,445
G. Oils—Vegetable, Mineral, and Animal	57,22,833	53,78,915	57,23,847	55,35,881	63,64,738
H. Oilseeds of all kinds	2,00,67,741	1,96,50,673	4,64,72,120	1,96,98,928	1,81,69,891
I. Paper making materials	1,10,738	1,76,609	2,07,139	1,41,401	2,82,837
J. Rubber, raw or crude	44,57,717	8,78,331	31,17,681	65,89,064	88,71,380
K. Seeds, including nuts for oils	14,58,83,085	11,30,68,475	13,66,15,291	10,54,09,836	10,33,04,835
L. Tallow, Stearine and Wax	3,79,386	5,00,837	2,69,838	2,74,431	2,59,393
M. Cotton, raw and waste	23,78,18,945	20,69,94,658	27,91,47,314	35,44,86,933	34,47,03,575
N. Jute	11,18,80,623	9,73,03,369	10,93,26,707	10,87,10,916	13,70,76,350
O. Silk	2,95,877	1,08,734	2,47,660	2,60,495	4,48,186
P. Wool	2,77,24,610	1,09,92,945	1,98,37,511	1,27,49,752	2,09,66,129
Q. Other textile materials	26,89,872	32,16,258	37,28,516	41,25,988	60,43,695
R. Wood and Timber	76,80,909	54,39,907	82,21,477	1,09,05,369	1,33,43,815
S. Miscellaneous	1,50,75,092	1,23,70,138	1,30,83,818	1,48,29,001	1,71,22,833
TOTAL, Class II	66,97,58,978	54,78,23,361	69,88,24,180	75,62,04,445	79,21,67,066

ABSTRACT TABLES
EXPORTS SUMMARY

(10)

No. 5—continued.

SUMMARY of the VALUE of the EXPORTS of INDIAN MERCHANDISE to the BRITISH EMPIRE and FOREIGN COUNTRIES—continued

	1931-32	1932-33	1933-34	1934-35	1935-36
	R	R	R	R	R
III.—ARTICLES WHOLLY OR MAINLY MANUFACTURED—					
A. Apparel	13,37,353	11,72,040	14,10,918	18,03,459	21,25,962
B. Arms, Ammunition and Military Stores	125	548	287	41	3,627
C. Chemicals, Drugs and Medicines	1,27,13,986	59,67,849	1,14,29,028	49,65,235	41,73,947
D. Cutlery, Hardware, Implements and Instruments (excluding Electrical Instruments and Apparatus)	9,85,459	8,79,907	9,77,794	14,53,240	15,71,682
E. Dyes and Colours	91,98,029	81,01,742	81,42,135	75,21,706	74,53,210
F. Electrical Goods and Apparatus (other than Machinery)
G. Furniture, Cabinetware, and Manufactures of Wood and Timber	3,35,287	3,08,164	2,99,214	2,39,656	2,23,549
H. Glass and Earthenware	2,30,166	1,61,471	1,58,596	1,46,362	1,51,449
I. Hides and Skins, tanned or dressed, and Leather	5,35,19,696	4,76,41,701	5,82,98,323	5,47,88,328	5,62,89,266
J. Machinery of all kinds, including Belting for Machinery	32,500	68,897	52,977	53,999	1,36,915
K. Metals—Iron and Steel and manufactures thereof	1,30,95,691	91,16,977	1,06,71,723	94,60,734	1,26,78,632
L. Metals other than Iron and Steel and manufactures thereof	2,50,42,877	2,20,26,882	2,35,64,714	2,09,97,978	2,64,97,331
M. Paper, Pasteboard and Stationery	1,18,323	1,40,900	1,22,860	1,52,907	1,12,660
N. Rubber manufactures	6,263	941	1,342	47,815	2,525
O. Vehicles, excluding Locomotives, etc., for Railways	6,438	42,680	8,485	9,980	56,620
P. Cotton yarn and manufactures	4,81,83,121	3,29,11,077	2,72,63,100	2,64,80,217	2,92,71,934
Q. Jute	21,92,42,529	21,71,17,672	21,37,49,313	21,46,83,177	23,48,94,513
R. Silk	38,542	2,69,207	81,532	1,99,383	2,01,334
S. Woollen	59,48,855	67,80,486	73,99,552	91,77,611	82,89,722
T. Other yarns and textile fabrics	6,70,330	6,69,193	4,19,373	7,95,673	8,90,639
U. Miscellaneous articles, wholly or mainly manufactured	3,55,20,280	3,14,93,290	3,49,25,165	3,19,97,930	3,66,77,335
TOTAL, CLASS III	42,62,25,860	38,48,11,624	39,89,76,431	38,49,75,430	42,17,02,872
IV.—LIVING ANIMALS—					
A. Horses	1,500	64,000	50,050	2,16,230	32,400
B. Cattle	84,963	82,059	72,095	61,771	81,905
C. Sheep and Goats	12,77,509	7,78,653	7,85,045	8,39,428	7,23,472
D. Other living Animals	1,34,876	85,334	78,483	1,06,849	1,38,421
TOTAL, CLASS IV	14,98,848	10,10,046	9,85,673	12,24,278	9,26,198
V.—POSTAL ARTICLES					
	1,79,86,402	1,58,55,599	1,34,90,047	1,30,59,431	1,91,21,019
GRAND TOTAL	155,88,86,094	132,27,20,964	147,25,06,820	151,66,97,497	160,52,18,244

No. 5—continued

SUMMARY of the VALUE of the EXPORTS of INDIAN MERCHANDISE to the BRITISH EMPIRE

	1931-32	1932-33	1933-34	1934-35	1935-36
	R	R	R	R	R
I.—FOOD, DRINK AND TOBACCO—					
A. Fish (excluding canned fish)	53,92,617	45,55,257	44,64,069	44,37,866	45,33,938
B. Fruits and Vegetables	39,59,278	37,92,908	36,82,109	34,87,598	41,82,434
C. Grain, Pulse and Flour	9,77,38,809	8,23,04,405	6,67,89,974	7,19,38,555	8,42,33,603
D. Liquors	1,934	1,065	11,514	14,969	51,014
E. Provisions and Oilman's stores	34,78,799	28,68,220	24,27,138	23,65,342	22,45,733
F. Spices	41,19,232	36,47,722	36,86,317	42,86,114	30,76,848
G. Sugar	1,73,270	1,84,865	2,20,975	2,30,186	2,24,140
H. Tea	18,15,51,516	16,05,90,060	19,04,07,281	19,36,72,653	19,02,21,348
I. Other Food and Drink	31,83,164	38,62,338	34,62,546	26,00,304	41,38,033
J. Tobacco	71,22,049	60,97,517	77,89,210	67,76,062	78,95,249
TOTAL, CLASS I	30,67,21,568	26,79,04,357	28,29,41,133	28,98,09,649	30,08,02,340
II.—RAW MATERIALS AND PRODUCE AND ARTICLES MAINLY UNMANU- FACTURED—					
A. Coal	50,80,428	39,65,701	36,21,483	28,42,734	16,81,161
B. Other Non-metallic mining and quarry products and the like	23,89,835	19,23,977	30,90,755	39,27,232	44,75,079
C. Fodder, Bran and Pollards	59,51,120	61,23,238	46,05,834	75,83,030	72,07,798
D. Gums, Resins and Lac	51,04,211	40,05,354	1,37,59,015	1,56,14,589	38,68,422
E. Hides and Skins, raw or undressed	58,80,378	67,77,855	1,04,03,857	65,73,229	1,03,11,375
F. Metallic ores and scrap iron or steel for re-manu- facture	98,24,495	96,24,366	1,47,51,208	2,05,99,256	2,50,36,841
G. Oils—Vegetable, Mineral and Animal	36,16,366	39,01,944	40,70,685	32,86,929	41,41,217
H. Oilcakes of all kinds	1,00,02,977	90,33,306	1,01,05,622	1,36,23,097	1,49,59,005
I. Paper making materials	41,598	27,824	80,760	88,630	1,42,762
J. Rubber, raw or crude	42,35,643	8,42,570	26,57,188	59,40,817	69,33,302
K. Seeds, including nuts for oils	2,26,31,535	1,53,07,713	3,68,07,825	4,11,69,746	3,00,23,272
L. Tallow, Stearine and Wax	2,58,342	2,38,713	2,18,931	2,39,663	2,34,412
M. Cotton, raw and waste	1,79,91,777	1,83,05,880	3,58,17,567	3,65,98,827	4,88,52,345
N. Jute	3,17,47,610	2,32,63,787	2,61,22,166	2,42,57,121	3,08,60,613
O. Silk	41,621	60,205	1,17,822	59,813	90,885
P. Wool	2,49,54,265	92,79,691	1,46,24,571	92,89,615	1,38,59,330
Q. Other textile materials	3,60,448	9,56,171	8,41,822	12,59,264	17,39,071
R. Wood and Timber	53,07,300	40,50,808	61,26,770	81,15,560	98,15,170
S. Miscellaneous	44,69,823	42,64,181	50,85,327	62,32,303	68,97,975
TOTAL, CLASS II	15,98,89,772	12,19,53,284	19,29,19,208	20,73,01,455	22,11,30,035

ABSTRACT TABLES
EXPORTS SUMMARY

(12)

No. 5—continued

SUMMARY of the VALUE of the EXPORTS of INDIAN MERCHANDISE to the BRITISH EMPIRE
—continued

	1931-32	1932-33	1933-34	1934-35	1935-36
	₹	₹	₹	₹	₹
III.—ARTICLES WHOLLY OR MAINLY MANUFACTURED—					
A. Apparel	9,91,272	8,43,532	10,45,599	12,49,244	14,52,583
B. Arms, Ammunition and Military Stores	125	548	280	41	3,627
C. Chemicals, Drugs and Medicines	27,54,339	34,78,643	27,75,814	29,45,277	26,04,175
D. Cutlery, Hardware, Implements, and Instruments (excluding Electrical Instruments and Apparatus)	7,07,862	6,35,599	7,08,374	11,51,828	12,19,663
E. Dyes and Colours	51,23,483	42,30,888	44,05,415	39,66,365	38,55,962
F. Electrical Goods and Apparatus (other than Machinery)
G. Furniture, Cabinetware, and Manufactures of Wood and Timber	2,38,389	1,03,534	1,83,411	1,17,522	1,34,940
H. Glassware and Earthenware	2,02,190	1,27,361	1,19,738	1,02,928	1,17,031
I. Hides and Skins, tanned or dressed, and Leather	4,94,33,090	4,48,15,016	5,49,92,983	5,11,29,271	5,22,70,510
J. Machinery of all kinds including Belting for Machinery	27,351	48,268	40,757	40,812	96,268
K. Metals—Iron and Steel and manufactures thereof	31,54,915	37,69,300	40,58,147	24,11,276	17,70,235
L. Metals other than Iron and Steel and manufactures thereof	1,25,03,028	1,36,92,150	1,46,58,395	1,04,81,331	1,28,62,814
M. Paper, Pasteboard and Stationery	1,02,704	1,14,397	95,930	1,13,210	96,205
N. Rubber manufactures	6,263	431	950	47,813	2,225
O. Vehicles excluding Locomotives, etc., for Railways	2,265	38,030	5,960	3,744	50,664
P. Cotton yarns and manufactures	2,40,87,854	1,95,20,912	1,54,99,325	1,64,40,206	2,08,71,890
Q. Jute	7,89,42,463	8,55,36,570	7,58,32,695	6,87,57,216	7,86,76,042
R. Silk	24,832	1,48,996	44,617	1,76,516	1,80,060
S. Woollen	45,13,850	49,79,039	63,05,215	81,61,421	67,89,159
T. Other yarns and textile fabrics	5,00,812	3,91,901	1,44,253	4,30,064	7,47,235
U. Miscellaneous articles wholly or mainly manufactured	1,46,56,098	1,02,22,832	1,32,49,343	1,28,94,912	1,71,02,029
TOTAL, CLASS III	19,79,78,185	19,27,60,947	19,41,17,231	18,06,20,997	20,09,03,317
IV.—LIVING ANIMALS—					
A. Horses	1,500	64,000	49,750	2,06,230	32,400
B. Cattle	84,963	80,259	64,095	55,441	31,900
C. Sheep and Goats	12,76,833	7,78,504	7,84,445	8,38,838	7,23,472
D. Other living Animals	72,198	23,042	28,810	34,052	49,718
TOTAL, CLASS IV	14,35,494	9,45,805	9,26,100	11,34,561	8,37,490
V.—POSTAL ARTICLES					
	1,53,91,202	1,30,72,565	1,05,73,989	98,23,932	1,59,13,310
GRAND TOTAL	68,14,16,221	59,66,36,958	68,14,77,661	68,86,90,594	73,95,86,492

No. 5—continued

SUMMARY of the VALUE of the EXPORTS of INDIAN MERCHANDISE to FOREIGN COUNTRIES

	1931-32	1932-33	1933-34	1934-35	1935-36
	R	R	R	R	R
I.—FOOD, DRINK AND TOBACCO—					
A. Fish (excluding canned fish)	31,288	15,336	23,056	16,723	25,822
B. Fruits and Vegetables	50,72,368	31,59,443	62,23,404	72,90,519	1,22,83,140
C. Grain, Pulse and Flour	10,59,79,171	7,84,64,458	5,06,88,582	4,65,01,319	3,98,53,474
D. Liquors	436	388	..	61	..
E. Provisions and Oilman's stores	4,75,928	3,93,864	3,85,095	4,21,588	4,67,067
F. Spices	46,05,754	35,85,155	35,34,000	34,47,535	24,21,647
G. Sugar	18,571	25,380	16,638	13,097	14,773
H. Tea	1,28,22,359	1,09,37,745	80,42,655	76,46,658	80,00,877
I. Other Food and Drink	62,69,055	71,20,879	67,85,289	46,72,466	60,83,991
J. Tobacco	14,19,520	16,13,339	15,90,657	14,14,298	13,47,958
TOTAL, CLASS I	13,66,94,448	10,53,15,987	7,72,89,355	7,14,24,264	7,04,98,749
II.—RAW MATERIALS AND PRODUCE AND ARTICLES MAINLY UNMANUFACTURED—					
A. Coal	3,71,557	4,14,471	96,024	35,949	23,284
B. Other Non-metallic mining and quarry products and the like	16,82,705	13,18,282	21,35,791	34,38,921	45,98,689
C. Fodder, Bran and Pollards	15,63,140	9,05,379	57,773	1,47,415	1,35,149
D. Gums, Resins and Lac	1,46,85,567	97,25,957	1,22,92,011	1,89,21,764	1,37,50,814
E. Hides and Skins, raw or undressed	3,06,91,043	2,09,08,830	3,21,29,110	2,47,33,514	3,09,98,193
F. Metallic ores and scrap iron or steel for re-manufacture	67,47,071	60,50,102	58,82,400	80,68,817	1,31,22,604
G. Oils—Vegetable, Mineral and Animal	21,06,467	14,76,971	16,53,162	22,48,952	22,23,521
H. Oilseeds of all kinds	1,00,64,764	1,06,17,387	63,68,498	60,75,831	32,10,886
I. Paper making materials	69,140	1,48,785	1,26,379	52,771	1,40,075
J. Rubber, raw or crude	2,22,074	35,761	4,60,493	6,48,247	19,38,078
K. Seeds including nuts for oils	12,32,51,550	9,77,60,762	9,98,07,466	6,42,40,090	7,32,81,563
L. Tallow, Stearine and Wax	1,21,044	2,62,124	50,907	34,768	24,981
M. Cotton, raw and waste	21,98,27,168	18,86,88,778	24,33,29,747	31,78,88,106	29,58,51,230
N. Jute	8,01,33,013	7,40,39,582	8,32,04,541	8,44,53,795	10,62,15,737
O. Silk	2,54,256	48,529	1,29,838	2,00,682	3,57,301
P. Wool	27,70,345	17,13,254	52,02,940	34,60,137	71,06,799
Q. Other textile materials	23,29,424	22,60,087	28,86,694	28,66,724	43,04,624
R. Wood and Timber	23,73,609	13,89,099	20,94,707	27,89,809	35,28,645
S. Miscellaneous	1,06,05,269	81,05,957	79,98,491	85,96,698	1,02,24,858
TOTAL, CLASS II	50,98,69,206	42,58,70,077	50,59,04,972	54,89,02,990	57,10,37,031

ABSTRACT TABLES
EXPORTS SUMMARY

(14)

No. 5—concluded

SUMMARY of the VALUE of the EXPORTS of INDIAN MERCHANDISE to FOREIGN COUNTRIES—continued

	1931-32	1932-33	1933-34	1934-35	1935-36
	R	R	R	R	R
III.—ARTICLES WHOLLY OR MAINLY MANUFACTURED—					
A. Apparel	3,46,081	3,28,508	3,65,319	5,54,214	6,73,399
B. Arms, Ammunition and Military Stores	7
C. Chemicals, Drugs and Medicines	99,59,647	24,89,206	86,53,214	20,19,958	15,69,772
D. Cutlery, Hardware, Implements, and Instruments (excluding Electrical Instruments and Apparatus)	2,77,597	2,44,308	2,69,420	3,01,412	3,52,019
E. Dyes and Colours	40,69,546	38,70,854	37,36,690	35,55,341	35,97,248
F. Electrical Goods and Apparatus (other than Machinery)
G. Furniture, Cabinetware, and Manufactures of Wood and Timber	96,898	1,41,830	1,65,803	1,22,134	88,609
H. Glassware and Earthenware	27,976	34,110	38,858	43,434	34,418
I. Hides and Skins, tanned or dressed, and Leather	40,86,606	28,26,885	33,05,340	36,59,057	40,18,756
J. Machinery of all kinds, including Belting for Machinery	5,149	20,629	12,220	13,187	40,647
K. Metals—Iron and Steel and manufactures thereof	99,40,776	53,47,877	66,13,576	70,49,458	1,09,08,397
L. Metals other than Iron and Steel and manufactures thereof	1,25,39,849	83,34,732	89,06,319	1,05,16,647	1,36,34,517
M. Paper, Pasteboard and Stationery	15,619	26,503	26,930	39,697	16,455
N. Rubber manufactures	510	392	2	300
O. Vehicles, excluding Locomotives, etc., for Railways	4,173	4,650	2,525	6,236	5,956
P. Cotton yarns and manufactures	2,40,95,267	1,33,90,165	1,17,63,775	1,00,40,011	84,00,044
Q. Jute	14,03,00,066	13,15,81,102	13,79,16,618	14,59,25,961	15,62,18,471
R. Silk	13,710	60,211	36,915	22,867	21,274
S. Woollen	14,35,005	18,01,447	10,94,337	10,16,190	15,00,563
T. Other yarns and textile fabrics	1,69,518	2,77,292	2,75,120	3,65,609	1,43,404
U. Miscellaneous articles wholly or mainly manufactured	2,08,64,182	2,12,70,458	2,16,75,822	1,91,03,018	1,95,75,306
TOTAL, CLASS III	22,82,47,665	19,20,50,677	20,48,59,200	20,43,54,433	22,07,98,555
IV.—LIVING ANIMALS—					
A. Horses	1,300	10,000	..
B. Cattle	1,800	8,000	6,380	5
C. Sheep and Goats	676	149	600	590	..
D. Other living Animals	62,678	62,292	49,673	72,797	88,703
TOTAL, CLASS IV	63,354	64,241	59,573	89,717	88,708
V.—POSTAL ARTICLES					
	25,95,200	27,83,024	29,16,058	32,35,499	32,07,709
GRAND TOTAL	87,74,69,873	72,60,84,003	79,10,29,159	82,80,03,903	86,56,31,752

No. 6

SUMMARY of the VALUE of the EXPORTS of BRITISH and FOREIGN MERCHANDISE to the BRITISH EMPIRE and FOREIGN COUNTRIES

	1931-32	1932-33	1933-34	1934-35	1935-36
	£	£	£	£	£
I.—FOOD, DRINK AND TOBACCO—					
A. Fish (excluding canned fish)	4,49,217	2,43,533	2,21,990	88,000	67,091
B. Fruits and Vegetables	13,80,976	8,66,269	5,61,479	5,47,111	5,26,671
C. Grain, Pulse and Flour	3,49,015	917	1,175	13,004	12,040
D. Liquors	2,13,773	2,23,412	1,31,699	1,04,499	73,160
E. Provisions and Oilman's stores	4,03,200	1,21,318	1,04,519	1,50,503	1,15,691
F. Spices	1,97,971	3,98,325	2,44,214	63,137	8,30,968
G. Sugar	10,26,714	5,02,527	7,25,602	6,09,814	5,29,773
H. Tea	16,104	7,250	18,380	6,448	3,960
I. Other Food and Drink	1,14,377	10,181	64	417	..
J. Tobacco	63,408	33,258	56,984	1,30,883	83,019
TOTAL, CLASS I	42,14,755	23,96,990	20,56,106	17,13,816	22,42,373
II.—RAW MATERIALS AND PRODUCE AND ARTICLES MAINLY UN-MANUFACTURED—					
A. Coal, Coke and Patent Fuel	1,26,852	68,311	26,699	1,055	5,278
B. Other Non-metallic mining and quarry products and the like	1,86,266	1,11,840	1,46,163	1,53,518	1,66,635
C. Fodder, Bran and Pollards
D. Gums, Resins and Lac	10,20,984	7,10,552	6,10,206	5,55,804	5,79,587
E. Hides and Skins, raw or undressed	86,13,031	27,71,579	22,08,204	56,13,018	87,70,355
F. Metallic ores and scrap iron or steel for re-manufacture	13,63,461	9,88,476	14,95,878	10,02,219	8,17,655
G. Oils—Vegetable, Mineral and Animal	3,81,301	4,21,487	4,43,225	2,46,833	1,47,028
H. Oilcakes of all kinds
I. Paper making materials
J. Rubber, raw or crude
K. Seeds including nuts for oils	31,282	49,682	37,791	53,154	18,735
L. Tallow, Stearins and Wax	1,090	1,283	901	15,059	4,403
M. Cotton, raw and waste	1,70,210	89,156	6,08,818	4,86,330	3,59,433
N. Jute
O. Silk	23,180	19,724	21,399	17,743	27,475
P. Wool	36,73,760	12,97,710	31,19,132	15,76,548	28,00,799
Q. Other textile materials	8,730
R. Wood and Timber	3,758	22,226	19,550	34,426	26,619
S. Miscellaneous	2,32,084	3,07,470	5,02,419	8,36,228	5,39,035
TOTAL, CLASS II	1,58,32,239	68,59,496	92,49,115	1,05,91,935	1,42,63,037

ABSTRACT TABLES
RE-EXPORTS SUMMARY

(16)

No. 6—continued

SUMMARY of the VALUE of the EXPORTS of BRITISH and FOREIGN MERCHANDISE to the BRITISH EMPIRE and FOREIGN COUNTRIES—continued

	1931-32	1932-33	1933-34	1934-35	1935-36
	₹	₹	₹	₹	₹
III.—ARTICLES WHOLLY OR MAINLY MANUFACTURED—					
A. Apparel	9,44,433	8,48,792	6,53,754	6,03,337	7,03,078
B. Arms, Ammunition and Military Stores	1,19,579	95,978	1,40,044	1,23,217	1,25,369
C. Chemicals, Drugs and Medicines	3,52,717	3,87,655	3,45,005	5,04,359	5,16,898
D. Cutlery, Hardware, Implements and Instruments (excluding Electrical Instruments and Apparatus)	36,83,465	32,90,451	27,44,636	26,07,238	24,28,066
E. Dyes and Colours	4,27,134	4,42,368	3,49,655	3,34,900	3,47,436
F. Electrical Goods and Apparatus (other than Machinery)	3,64,430	3,12,652	2,66,068	3,73,904	3,10,839
G. Furniture, Cabinetware and Manufactures of Wood and Timber	11,26,247	6,36,097	4,55,558	4,47,815	4,04,633
H. Glasware and Earthenware	3,07,168	2,55,541	2,91,548	2,96,199	2,09,581
I. Hides and Skins, tanned or dressed and Leather	1,39,147	56,640	77,092	69,052	85,575
J. Machinery of all kinds including Belting for Machinery	18,33,454	11,34,388	8,49,488	10,38,126	10,11,552
K. Metals—Iron and Steel and manufactures thereof	2,16,185	1,59,576	1,37,405	2,07,742	1,52,598
L. Metals other than Iron and Steel and manufactures thereof	5,29,902	7,27,523	9,93,850	18,02,009	21,45,574
M. Paper, Pasteboard and Stationery	1,77,536	1,77,598	1,37,642	1,26,601	1,33,348
N. Rubber manufactures	26,53,912	14,57,754	1,97,792	2,11,772	2,86,735
O. Vehicles excluding Locomotives, etc., for Railways	14,79,711	11,26,181	14,60,294	25,56,981	23,97,974
P. Cotton yarns and manufactures	43,66,443	57,37,666	58,84,330	30,25,059	24,38,929
Q. Jute
R. Silk	1,48,612	2,38,948	5,28,319	17,79,503	19,65,574
S. Woollen	30,89,150	19,86,461	13,59,761	10,47,320	7,23,123
T. Other yarns and textile fabrics	15,49,197	11,27,589	35,00,882	38,55,686	32,52,300
U. Miscellaneous articles wholly or mainly manufactured	15,44,597	11,68,713	11,08,288	10,39,687	9,13,963
TOTAL, CLASS III	2,50,53,019	2,13,69,171	2,14,81,411	2,20,50,507	2,05,53,145
IV.—LIVING ANIMALS—					
A. Horses	2,39,525	3,71,566	1,65,100	2,10,200	1,27,700
B. Cattle
C. Sheep and Goats
D. Other living Animals	16,480	9,665	1,30,460	15,307	17,289
TOTAL, CLASS IV	2,56,005	3,81,231	2,95,560	2,25,507	1,44,989
V.—POSTAL ARTICLES	12,30,242	11,63,558	10,91,377	8,74,951	4,51,218
GRAND TOTAL	4,65,86,260	3,21,93,446	3,41,73,569	3,54,56,716	3,76,54,762

No. 6—continued

SUMMARY of the VALUE of the EXPORTS of BRITISH and FOREIGN MERCHANDISE to the BRITISH EMPIRE

	1931-32	1932-33	1933-34	1934-35	1935-36
	R	R	R	R	R
I.—FOOD, DRINK AND TOBACCO—					
A. Fish (excluding canned fish)	4,48,787	2,43,113	2,21,990	68,000	61,091
B. Fruits and Vegetables	8,23,865	4,93,721	3,50,496	2,72,840	2,62,418
C. Grain, Pulse and Flour	1,58,870	800	175	12,760	12,000
D. Liquors	1,46,856	1,39,501	65,059	60,245	28,108
E. Provisions and Oilman's stores	3,16,461	72,433	60,819	1,11,007	55,055
F. Spices	71,471	1,49,485	62,231	23,094	1,69,033
G. Sugar	5,33,890	3,13,935	1,76,621	3,51,846	1,84,485
H. Tea	5,251	1,213	1,370	247	256
I. Other Food and Drink	34,725	10,181	52	87	..
J. Tobacco	43,649	26,267	35,560	66,220	16,437
TOTAL, CLASS I	25,83,205	14,50,649	9,74,373	9,86,346	7,88,883
II.—RAW MATERIALS AND PRODUCE AND ARTICLES MAINLY UNMANUFACTURED—					
A. Coal, Coke and Patent fuel	90,737	54,614	18,000	70	129
B. Other Non-metallic mining and quarry products and the like	54,880	30,310	63,230	63,445	93,935
C. Fodder, Bran and Pollards
D. Gums, Resins and Lac	3,16,610	2,30,905	1,30,477	1,46,837	1,90,833
E. Hides and Skins, raw or undressed	81,12,261	26,40,707	22,01,302	56,05,829	79,69,511
F. Metallic ores and scrap iron or steel for re-manufacture	17,226	535	3,315	1,982	3,766
G. Oils—Vegetable, Mineral and Animal	2,37,240	1,60,049	56,592	1,08,196	78,489
H. Oilcakes of all kinds
I. Paper making materials
J. Rubber, raw or crude
K. Seeds including nuts for oils	21,890	15,111	26,039	41,243	11,334
L. Tallow, Stearine and Wax	110	1,283	764	14,219	4,103
M. Cotton, raw and waste	1,70,125	40,961	2,15,639	31,325	1,13,983
N. Jute
O. Silk	8,610	12,470	15,100	13,999	19,750
P. Wool	17,69,672	7,97,539	9,31,782	3,19,693	3,11,945
Q. Other textile materials	1,500
R. Wood and Timber	5,495	7,404	4,227	10,080	13,192
S. Miscellaneous	58,440	1,05,611	1,38,521	68,994	1,49,786
TOTAL, CLASS II	1,08,63,196	40,97,409	38,06,438	64,26,112	89,60,656

ABSTRACT TABLES
RE-EXPORTS SUMMARY

(18)

No. 6—continued

SUMMARY of the VALUE of the EXPORTS of BRITISH and FOREIGN MERCHANDISE to the BRITISH EMPIRE—continued

	1931-32	1932-33	1933-34	1934-35	1935-36
	₹	₹	₹	₹	₹
III.—ARTICLES WHOLLY OR MAINLY MANUFACTURED—					
A. Apparel	6,06,876	5,84,525	4,57,100	4,30,940	5,12,277
B. Arms, Ammunition and Military Stores	1,10,963	83,434	1,29,518	1,16,059	1,16,536
C. Chemicals, Drugs and Medicines	2,13,717	2,35,224	1,89,177	1,92,896	1,84,122
D. Cutlery, Hardware, Implements and Instruments (excluding Electrical instruments and Apparatus)	21,98,161	21,15,972	17,95,566	17,85,498	17,04,891
E. Dyes and Colours	1,85,150	1,54,377	1,20,120	1,07,003	1,87,237
F. Electrical Goods and Apparatus (other than Machinery)	1,72,049	2,37,093	1,26,459	2,06,238	2,19,854
G. Furniture, Cabinetware and Manufactures of Wood and Timber	10,64,107	6,08,101	4,19,680	3,92,826	3,75,736
H. Glassware and Earthenware	2,06,584	1,46,556	1,53,335	1,63,641	1,19,853
I. Hides and Skins, tanned or dressed, and Leather	86,827	35,078	56,822	52,187	73,815
J. Machinery of all kinds including Belting for Machinery	12,04,945	7,04,747	4,93,561	5,36,725	6,90,611
K. Metals—Iron and Steel and manufactures thereof	1,43,754	1,14,020	78,737	1,48,163	95,123
L. Metals other than Iron and Steel and manufactures thereof	2,57,977	2,86,243	5,12,413	5,26,885	8,37,257
M. Paper, Pasteboard and Stationery	80,325	1,19,443	68,425	77,218	73,024
N. Rubber manufactures	4,38,386	1,33,027	83,277	1,43,050	2,05,907
O. Vehicles excluding Locomotives, etc., for railways	10,91,985	8,28,842	12,13,310	20,54,592	18,67,047
P. Cotton yarns and manufactures	15,49,784	13,79,689	15,44,617	14,01,940	11,17,369
Q. Jute " " "
R. Silk " " "	88,205	1,85,756	4,20,092	16,44,588	12,74,068
S. Woollen " " "	22,85,349	13,10,873	8,11,752	7,56,725	4,77,568
T. Other yarns and textile fabrics	7,01,190	6,36,148	21,32,685	20,69,598	17,32,426
U. Miscellaneous articles, wholly or mainly manufactured	11,33,817	9,36,450	7,31,378	6,88,617	6,59,185
TOTAL, CLASS III	1,38,20,151	1,08,35,598	1,15,38,024	1,34,95,389	1,24,73,906
IV.—LIVING ANIMALS—					
A. Horses	2,28,525	3,87,566	1,31,900	2,01,700	1,25,700
B. Cattle
C. Sheep and Goats
D. Other living animals	15,955	7,950	5,955	6,952	9,744
TOTAL, CLASS IV	2,44,480	3,75,516	1,37,855	2,08,652	1,35,444
V.—POSTAL ARTICLES					
	8,48,229	9,08,360	7,14,821	5,32,022	3,05,997
GRAND TOTAL	2,83,59,261	1,76,67,622	1,71,71,511	2,16,48,521	2,26,64,886

No. 6—continued

SUMMARY of the VALUE of the EXPORTS of BRITISH and FOREIGN MERCHANDISE to FOREIGN COUNTRIES

	1931-32	1932-33	1933-34	1934-35	1935-36
	₹	₹	₹	₹	₹
I.—FOOD, DRINK AND TOBACCO—					
A. Fish (<i>excluding</i> canned fish)	450	420	6,000
B. Fruits and Vegetables	5,57,311	3,62,548	2,00,983	2,74,271	2,64,253
C. Grain, Pulse and Flour	1,90,345	117	1,000	244	40
D. Liquors	67,117	83,911	66,640	44,254	45,052
E. Provisions and Oilman's stores	86,739	48,885	43,700	39,496	60,636
F. Spices	1,26,500	2,48,840	1,81,983	40,043	6,61,935
G. Sugar	4,92,824	1,88,692	5,48,981	2,57,968	3,45,288
H. Tea	10,853	6,037	17,010	6,201	3,704
I. Other Food and Drink	79,652	..	12	330	..
J. Tobacco	19,759	6,991	21,424	64,663	66,582
TOTAL, CLASS I	16,31,550	9,46,341	10,81,723	7,27,470	14,53,490
II.—RAW MATERIALS AND PRODUCTS AND ARTICLES MAINLY UNMANUFACTURED—					
A. Coal, Coke, and Patent Fuel	36,115	13,697	8,699	985	5,149
B. Other Non-metallic mining and quarry products and the like	1,31,386	81,530	82,933	90,073	72,700
C. Fodder, Bran and Pollards
D. Gums, Resins and Lac	7,04,474	4,79,647	4,79,729	4,08,967	3,88,754
E. Hides and Skins, raw or undressed	5,00,770	1,30,872	6,902	7,189	8,00,844
F. Metallic ores and scrap iron or steel for remanufacture	13,46,235	9,87,941	14,92,563	10,00,237	8,13,889
G. Oils—Vegetable, Mineral and Animal	1,44,061	2,61,438	3,86,633	1,38,637	68,539
H. Oilcakes of all kinds
I. Paper making materials
J. Rubber, raw or crude
K. Seeds, <i>including</i> nuts for oils	9,392	34,571	11,752	11,911	7,401
L. Tallow, Stearine and Wax	980	..	137	840	300
M. Cotton, raw and waste	85	48,195	3,93,179	4,55,005	2,45,450
N. Jute
O. Silk	14,570	7,254	6,299	3,744	7,725
P. Wool	19,04,088	5,00,171	21,87,400	12,56,655	24,88,954
Q. Other textile materials	7,230
R. Wood and Timber	3,263	14,822	15,323	24,340	13,427
S. Miscellaneous	1,73,624	2,01,859	3,63,898	7,67,234	3,80,249
TOTAL, CLASS II	49,60,043	27,61,997	54,42,677	41,65,823	53,02,381

ABSTRACT TABLES
RE-EXPORTS SUMMARY

(20)

No. 6—concluded

SUMMARY of the VALUE of the EXPORTS of BRITISH and FOREIGN MERCHANDISE to FOREIGN COUNTRIES—continued.

	1931-32	1932-33	1933-34	1934-35	1935-36
	R	R	R	R	R
III.—ARTICLES WHOLLY OR MAINLY MANUFACTURED—					
A. Apparel	3,37,557	2,64,267	1,96,654	1,72,397	1,90,801
B. Arms, Ammunition and Military Stores	8,616	12,544	10,526	7,158	8,833
C. Chemicals, Drugs and Medicines	1,39,000	1,52,431	1,55,828	8,11,463	8,32,776
D. Cutlery, Hardware, Implements, and Instruments (excluding Electrical instruments and Apparatus)	14,85,304	11,74,479	9,49,070	8,21,740	7,23,175
E. Dyes and Colours	2,41,984	2,87,991	2,29,535	2,27,897	2,10,199
F. Electrical Goods and Apparatus (other than Machinery)	1,92,381	75,559	1,39,609	1,67,666	90,985
G. Furniture, Cabinetware and Manufactures of Wood and Timber	62,140	28,596	35,878	54,989	28,897
H. Glassware and Earthenware	1,00,534	1,08,985	1,38,213	1,32,558	89,728
I. Hides and Skins, tanned or dressed, and Leather	52,320	21,562	20,270	16,865	11,760
J. Machinery of all kinds including Belting for Machinery	6,28,509	4,29,641	3,55,927	5,01,401	3,20,941
K. Metals—Iron and Steel and manufactures thereof	72,431	45,556	58,668	59,579	57,475
L. Metals other than Iron and Steel and manufactures thereof	2,71,925	4,41,280	4,81,437	12,75,124	13,08,317
M. Paper, Pasteboard and Stationery	97,211	58,155	69,217	49,383	60,324
N. Rubber manufactures	22,15,526	13,24,727	1,14,515	68,722	80,828
O. Vehicles excluding Locomotives, etc., for railways	3,87,726	2,97,339	2,46,984	5,02,389	5,30,927
P. Cotton yarns and manufactures	28,16,659	43,57,977	43,39,713	16,23,119	13,21,560
Q. Jute " " "
R. Silk " " "	60,407	53,192	1,08,227	1,34,915	6,91,506
S. Woollen " " "	8,03,801	6,75,588	5,48,009	2,90,595	2,45,555
T. Other yarns and textile fabrics	8,48,007	4,91,441	13,68,197	17,86,088	15,19,874
U. Miscellaneous articles wholly or mainly manufactured	4,10,780	2,32,263	3,76,910	3,51,070	2,54,778
TOTAL, CLASS III	1,12,32,868	1,05,33,573	99,43,387	85,55,118	80,79,239
IV.—LIVING ANIMALS—					
A. Horses	11,000	4,000	33,200	8,500	2,000
B. Cattle
C. Sheep and Goats
D. Other living Animals	525	1,715	1,24,505	8,355	7,545
TOTAL, CLASS IV	11,525	5,715	1,57,705	16,855	9,545
V.—POSTAL ARTICLES	3,82,013	2,78,198	3,76,556	3,42,929	1,45,221
GRAND TOTAL	1,82,26,999	1,45,25,824	1,70,02,058	1,38,08,165	1,49,89,876

No. 7

VALUE of IMPORTS of MERCHANDISE (exclusive of GOVERNMENT STORES) from PRINCIPAL COUNTRIES
into BRITISH INDIA

COUNTRIES	1931-32	1932-33	1933-34	1934-35	1935-36
	₹	₹	₹	₹	₹
UNITED KINGDOM (including Channel Islands)	44,81,49,640	48,79,77,339	47,58,68,963	53,72,54,962	62,18,65,245
BRITISH POSSESSIONS—					
Europe—					
Irish Free State*	—	—	16,089	64,745	81,539
Gibraltar	28,303	35,139	29,035	40,732	38,988
Malta and Gozo	8,241	15,473	7,453	26,359	2,488
Asia—					
Cyprus	709	1,710	30,024	1,65,949	89,553
Palestine	58,759	1,82,841	1,38,597	1,98,592	1,37,660
Aden and Dependencies	53,17,515	44,70,041	49,26,919	41,94,370	42,69,996
Bahrain Islands	7,58,794	8,34,463	8,04,616	6,30,040	6,81,887
Ceylon (excluding Maldives)	1,36,77,539	1,76,49,737	1,28,89,049	1,28,70,016	1,49,40,987
Maldives	58,761	58,096	64,530	40,808	36,922
Straits Settlements	2,86,84,099	2,78,63,055	2,68,23,626	3,11,37,521	3,45,65,290
Federated Malay States	1,31,073	1,14,872	73,287	1,16,680	2,64,326
Non-Federated Malay States*	—	—	2,489	660	27
British Borneo	24,66,963	25,31,790	26,82,481	34,80,555	25,32,221
Hongkong	52,98,968	51,79,020	44,72,046	39,08,332	42,07,046
Africa—					
Gambia	—	—	—	8,777	—
Nigeria (including British Mandated Territory of Cameroons)	—	—	—	39,248	—
Union of South Africa	21,89,417	19,02,614	25,92,312	25,28,567	31,28,297
Rhodesia Northern	4,187†	265†	560	—	1,573
„ Southern	—	—	—	—	1,221
Zanzibar and Pemba	41,22,261	35,24,020	35,21,562	31,79,091	23,95,806
Kenya Colony	3,26,79,419	1,86,78,055	3,12,56,818	2,87,87,010	3,26,02,913
Uganda Protectorate	155	1,717	33,900	30,419	53,088
Tanganyika Territory	6,04,092	11,23,741	24,76,377	26,20,767	43,76,313
Nyasaland Protectorate	—	709	161	1,613	279
Somaliland Protectorate	10,523	3,371	14,515	11,208	2,907
Anglo-Egyptian Sudan	17,14,809	66,43,598	7,41,606	29,67,118	48,40,444
Mauritius and Dependencies	12,727	5,284	14,710	47,650	35,373
Seychelles	2,34,657	6,35,999	2,31,016	47,420	1,93,565
Socotra*	—	—	—	—	3,293
America—					
Canada—					
Via Atlantic Coast	39,73,494	26,56,107	66,09,551	83,92,497	89,56,848
„ Pacific „	1,93,010	6,98,235	2,57,877	2,64,324	3,87,673
Newfoundland and Labrador	—	—	—	161	1,940
British West India Islands (excluding Bahamas)	83,593	21,179	6,535	15,309	20,436
Oceania—					
Commonwealth of Australia	1,58,36,605	1,06,86,266	1,02,43,155	96,69,674	1,19,26,913
New Zealand	3,60,144	3,27,627	2,18,142	3,00,807	4,07,946
Fiji Islands	151	1,108	2,971	1,854	3,705
TOTAL BRITISH POSSESSIONS	11,85,23,097	10,53,46,226	10,11,81,553	11,62,32,733	13,32,17,481
TOTAL BRITISH EMPIRE	56,66,68,613	59,38,23,661	57,70,50,516	65,34,87,695	65,50,82,726

* Separately shown from 1933-34.

† Figures prior to 1933-34 relate to Rhodesia.

ABSTRACT TABLES
IMPORTS FROM PRINCIPAL COUNTRIES

(22)

No. 7—continued

VALUE of IMPORTS of MERCHANDISE (exclusive of GOVERNMENT STORES) from PRINCIPAL COUNTRIES
into BRITISH INDIA—continued

COUNTRIES	1931-32	1932-33	1933-34	1934-35	1935-36
	₹	₹	₹	₹	₹
FOREIGN COUNTRIES—					
Europe—					
U. S. S. R.—					
Northern	2,13,008	2,48,691	2,11,498	2,81,415	2,12,100
Southern	2,76,19,250	1,94,06,622	1,61,71,335	1,53,91,047	1,56,88,141
Pacific Ports (in Asia)	4,499	499	..	2,116
Finland	13,98,777	17,74,022	15,78,987	19,47,502	21,76,712
Estonia	8,46,075	6,01,159	10,60,461	10,51,947	18,85,687
Latvia	2,07,404	1,01,408	1,00,872	82,388	1,63,391
Lithuania	2,22,446	50,328	82,411	47,592	36,643
Sweden	87,26,246	96,59,521	1,02,06,757	98,98,570	1,14,22,472
Norway	48,47,419	66,27,369	60,92,939	49,65,559	68,41,171
Poland (including Danzig)	23,22,798	22,54,009	18,85,822	25,81,632	19,11,120
Denmark	12,24,422	20,29,425	17,02,221	14,20,425	21,64,529
Germany	10,19,81,240	10,22,72,100	8,83,50,859	10,10,49,081	12,24,79,607
Netherlands	2,04,27,112	1,69,14,208	1,81,62,799	1,29,91,101	1,24,44,276
Belgium	2,01,57,097	2,41,82,642	2,64,12,597	2,15,22,657	2,45,64,012
Luxemburg	20,02,426	12,55,229	14,26,722	14,16,464	9,14,011
France	2,17,20,409	2,02,82,997	1,50,71,617	1,52,01,844	1,29,20,422
Spain	10,19,909	24,21,102	20,90,222	24,12,225	22,02,205
Portugal (including Azores and Madeira)	2,92,020	2,99,299	2,22,022	2,99,762	2,69,512
Switzerland	1,22,22,627	1,29,01,522	1,02,41,870	1,22,64,200	1,47,09,164
Italy (including Fiume)	2,62,92,009	2,95,00,261	2,91,22,490	2,01,72,259	2,00,22,222
Austria	71,46,216	65,20,002	52,25,497	52,09,292	42,24,426
Hungary	2,19,720	5,16,274	10,56,000	7,77,201	22,71,107
Czechoslovakia	72,22,220	77,72,621	20,24,422	22,05,199	67,97,144
Yugoslavia (Kingdom of the Serbs, Croats and Slovenes)	2,20,599	6,22,022	5,52,710	5,22,240	5,77,501
Albania	10
Bulgaria	221
Roumania	7,27,074	22,22,241	52,00,479	2,22,226	2,22,226
Greece (including Crete)	2,22,557	4,50,496	2,96,968	2,12,225	2,42,110
Turkey, European	2,520	21,414	4,226	52,712	72,216
Turkey, Asiatic	22,174	27,676	20,422	1,41,422	1,21,297
Asia—					
Syria	72,654	11,244	11,579	22,020	14,122
Mascat Territory and Trucial Oman	27,24,724	22,42,422	22,42,901	21,01,741	20,01,257
Other Native States in Arabia	2,02,722	2,22,222	5,22,722	6,55,465	7,49,107
Iraq	57,29,240	42,26,242	20,26,295	52,45,200	49,60,442
Iran	2,75,92,779	1,92,27,002	1,44,51,247	2,02,50,711	2,25,42,440
Honjau Island	1,552	12,190	20	261	622
Sumatra	15,20,247	17,42,049	14,22,622	45,24,202	12,75,560
Java	4,24,72,226	2,72,20,227	2,22,29,221	1,90,67,274	1,74,46,246

No. 7—concluded

VALUE of IMPORTS of MERCHANDISE (exclusive of GOVERNMENT STORES) from PRINCIPAL COUNTRIES
into BRITISH INDIA—concluded

COUNTRIES	1931-32	1932-33	1933-34	1934-35	1935-36
	₹	₹	₹	₹	₹
FOREIGN COUNTRIES—continued					
Asia—continued					
Borneo (Dutch)	66,84,562	49,74,807	82,15,784	80,08,316	81,47,256
Dutch New Guinea	10,87,223	10,81,523	188	--	--
Celebes and other Islands	4,177	8,25,340	13,638	7,085	4,082
Siam	18,91,009	22,62,954	44,74,783	1,98,87,148	81,10,401
French Indo-China	18,79,584	19,86,874	18,79,297	66,59,740	66,04,661
Philippines	5,11,623	8,20,936	3,45,322	3,75,171	4,91,100
Macao	--	910	--	--	--
Japan	13,38,96,671	20,47,76,116	16,35,51,911	20,79,62,319	21,84,31,649
Formosa	249	--	--	5,362	--
China (exclusive of Hongkong and Macao)	2,78,60,512	2,94,91,217	2,22,61,866	2,06,68,391	1,84,61,140
Africa—					
Egypt	1,47,02,267	95,55,246	67,60,596	1,67,49,794	1,53,01,160
Tripoli (Libya)	3	--	8,912	2	--
Algeria	--	--	--	1,919	3,979
Morocco French Protectorate	--	--	--	12	8,829
Morocco Tangier	--	--	--	--	129
Canary Islands	22,618	34,791	19,549	1,19,923	69,923
Belgian Congo (including Ruanda Urundi)	5	--	1,400	--	--
Portuguese West Africa	19	--	89	100	--
Portuguese East Africa	12,03,040	18,93,885	22,22,553	27,07,239	44,60,002
Madagascar and Kerguelon	23,065	17,147	14,333	15,910	1,08,749
Senegon	57	--	3,66,723	--	--
Italian East Africa (Somaliland and Eritrea)	10,16,643	14,62,619	1,97,582	1,32,206	3,143
French Somaliland	2,189	73,719	133	5,470	3,132
Abyssinia	--	--	16	843	12
America—					
United States of America—					
Viz Atlantic Coast	10,75,40,866	10,79,11,842	9,66,29,084	7,87,68,937	8,05,96,929
" Pacific "	2,08,21,877	45,96,936	51,51,976	59,76,076	88,21,589
Cuba	5,741	290	--	--	166
Haiti and St. Domingo	1,638	814	668	243	--
Porto Rico	--	--	122	--	--
French West Indies (Guadelope and Martinique)	--	--	--	14	--
Dutch West Indies (Curaçao)	--	--	--	561	3
Mexico	81,866	9,30,686	3,20,300	5,26,846	5,85,544
Colombia	--	2,468	69	--	--
Panama (exclusive Panama Canal Zone)	--	--	190	67	57
Brazil	1,082	236	275	68,627	3,335
Uruguay	--	--	608	130	2,819
Argentine Republic (including the Atlantic Coast of Patagonia)	12,455	14,355	19,783	16,700	1,30,851
Chile (including the Pacific Coast of Patagonia)	963	5,728	3,764	47,001	5,616
Peru	--	--	36,730	11,92,030	31,66,276
Ecuador	--	5,38,438	--	--	--
Hawaii	--	--	--	618	6
Other Islands in the Pacific	--	--	--	50	--
TOTAL FOREIGN COUNTRIES	69,70,46,497	73,30,19,614	67,65,19,928	66,98,76,953	68,26,43,394
TOTAL IMPORTS	126,87,14,115	132,58,48,175	116,35,70,144	132,28,64,653	134,37,81,530

ABSTRACT TABLES
EXPORTS TO PRINCIPAL COUNTRIES
INDIAN MERCHANDISE

(24)

No. 8.

VALUE of EXPORTS of INDIAN MERCHANDISE (exclusive of GOVERNMENT STORES) to PRINCIPAL COUNTRIES from BRITISH INDIA

COUNTRIES	1931-33	1932-33	1933-34	1934-35	1935-36
	₹	₹	₹	₹	₹
UNITED KINGDOM (including Channel Islands)	42,87,59,075	30,82,47,048	47,20,87,978	47,92,46,369	80,47,62,169
BRITISH POSSESSIONS—					
Europe—					
Irish Free State*	—	—	16,56,000	14,83,275	26,12,187
Gibraltar	25,534	84,794	22,984	27,272	14,972
Malta and Goso	17,991	42,074	90,409	84,244	1,05,561
Asia—					
Cyprus	1,72,587	1,52,288	1,69,400	2,88,978	6,45,391
Palestine	5,50,980	6,20,081	10,29,327	8,81,181	6,55,370
Aden and Dependencies.	77,11,486	61,25,109	85,10,888	64,40,705	70,66,182
Bahrain Islands	49,05,228	37,72,371	27,60,504	26,48,268	31,27,023
Ceylon (excluding Maldives)	7,63,87,742	6,52,06,878	5,90,76,185	6,36,74,562	7,12,17,789
Maldives	1,16,145	1,91,638	71,013	1,20,025	80,705
Straits Settlements	4,85,25,390	2,56,45,226	2,26,40,939	2,22,53,933	3,66,40,466
Federated Malay States	70,97,929	56,84,895	51,22,027	56,15,572	76,19,194
Non-Federated Malay States*	—	—	—	3,971	1,448
British Borneo	11,528	15,229	16,158	31,553	40,062
Hongkong	1,80,09,900	1,41,95,608	1,07,63,470	56,93,910	50,01,292
Africa—					
Gambia	5,526	26,108	1,12,022	1,47,555	4,95,181
Sierra Leone	14,007	1,45,101	2,54,012	4,00,164	7,19,245
Gold Coast (including Br. Mandated Territory of Togoland)	6,04,422	7,07,922	2,82,450	2,22,922	20,22,916
Nigeria (including Br. Mandated Territory of Cameroons)	12,51,568	15,57,650	16,62,660	24,91,229	55,41,125
Protectorate of South-West Africa	—	—	508	242	43,572
Union of South Africa	1,42,71,474	1,24,19,108	1,20,49,220	1,42,42,442	1,55,46,930
Rhodesia, Northern	—	—	—	—	—
„ Southern	—	—	968	—	—
Zanzibar and Pemba	20,90,629	22,68,576	20,22,492	15,89,891	14,93,530
Kenya Colony	45,79,299	41,24,911	27,09,199	25,42,700	43,63,376
Uganda Protectorate	1,24,111	79,852	92,576	1,31,979	1,23,057
Tanganyika Territory	22,96,226	16,08,972	11,71,870	10,61,117	12,25,820
Nyasaland Protectorate	2,225	4,975	—	421	5,751
Somaliand Protectorate	2,12,402	2,96,098	2,77,478	2,24,242	1,60,370
Anglo-Egyptian Sudan	25,20,558	21,40,990	20,82,226	22,70,711	24,14,525
Mauritius and Dependencies	28,46,720	74,40,190	66,22,220	26,78,860	27,92,522
Seychelles	4,20,922	4,64,540	2,68,572	2,64,164	2,76,046
Socotra*	—	—	14,202	1,02,551	2,522
America—					
Canada—					
Wld Atlantic Coast	1,05,22,466	1,15,77,552	1,51,10,991	1,42,22,170	1,37,09,222
„ Pacific	42,21,942	46,79,026	26,92,972	29,62,442	25,04,542
Newfoundland and Labrador	250	—	—	—	—
Bermuda	1,991	1,712	2,246	2,402	100
Bahamas	—	7,222	24,591	54,717	46,424
British West India Islands (excluding Bahamas)	20,02,492	25,52,090	22,97,641	26,81,174	51,22,222
British Honduras	2,222	7,222	21,021	22,569	65,745
British Guiana	5,41,742	7,22,151	5,94,020	4,97,222	6,42,216
Falkland Islands	—	1,744	—	—	—
Oceania—					
Commonwealth of Australia	2,95,00,820	2,82,40,570	2,92,06,626	2,71,22,221	2,86,22,102
Territory of Papua	2,22,402	4,45,659	2,12,200	2,41,041	2,20,422
Other British Pacific Islands*	—	—	—	279	—
New Zealand	24,97,679	22,42,525	22,94,626	42,72,955	40,12,474
Cook Islands*	—	—	—	700	—
Fiji Islands	4,00,591	6,07,227	4,04,272	2,67,192	4,24,204
TOTAL BRITISH POSSESSIONS	25,26,57,146	22,22,00,270	20,92,22,222	20,94,44,195	22,42,24,222
TOTAL BRITISH EMPIRE	62,14,16,221	59,66,22,952	52,14,77,661	62,26,00,524	72,05,26,492

* Separately shown from 1933-34.
† Figures prior to 1933-34 relate to Rhodesia.

ABSTRACT TABLES
EXPORTS TO PRINCIPAL COUNTRIES

INDIAN MERCHANDISE

No. 8—continued

VALUE of EXPORTS of INDIAN MERCHANDISE (exclusive of GOVERNMENT STORES) to PRINCIPAL COUNTRIES from BRITISH INDIA—continued

COUNTRIES	1931-32	1932-33	1933-34	1934-35	1935-36
	R	R	R	R	R
FOREIGN COUNTRIES—					
Europe—					
U. S. S. R.—					
Northern	3,48,528	3,87,343	2,43,036	16,245	46,407
Southern	24,36,807	17,94,301	5,68,326	8,25,984	34,18,079
Pacific Ports (in Asia)	39,06,342	16,32,021	—	—	57,624
Finland	7,21,606	2,86,559	4,97,048	19,64,577	9,76,226
Estonia	2,000	—	2,860	61,878	1,00,779
Latvia	—	—	1,000	16,397	—
Lithuania	—	—	—	73,339	87,300
Sweden	20,80,440	23,16,894	33,57,349	37,89,207	40,45,419
Norway	44,30,247	31,30,383	37,75,690	35,49,455	40,18,472
Poland (including Danzig)	50,49,999	23,29,596	40,77,196	58,17,990	81,59,981
Denmark	18,33,124	10,01,075	16,13,924	14,92,363	11,53,260
Germany	10,27,55,550	8,59,03,712	9,83,63,622	7,16,79,268	9,50,29,502
Netherlands	5,09,55,330	4,12,70,587	4,21,19,813	3,32,73,799	3,70,61,573
Belgium	4,45,52,059	4,01,50,388	4,43,21,960	4,33,69,652	5,51,95,836
France	7,63,55,789	8,07,61,663	7,37,15,375	5,29,19,933	7,15,34,193
Spain	1,33,85,037	1,37,03,533	1,41,17,890	1,33,42,846	1,73,11,464
Portugal (including Azores and Madeira)	9,44,532	9,24,023	6,98,352	13,57,334	25,86,451
Switzerland	8,601	10,359	1,03,177	2,14,419	1,62,337
Italy (including Fiume)	5,49,95,303	4,73,14,555	5,75,37,344	5,33,99,490	3,51,37,642
Austria	21,542	33,606	72	1,25,646	4,12,734
Hungary	11,930	244	—	1,55,230	3,03,490
Czechoslovakia	63,063	2,61,075	4,99,619	6,09,035	11,51,064
Yugo-Slavia (Kingdom of the Serbs, Croats and Slovenes)	1,709	1,42,925	—	50,337	2,93,579
Albania	—	—	—	—	5,123
Bulgaria	6,93,895	2,39,334	2,46,904	4,77,207	9,43,315
Romania	2,00,511	4,19,869	5,65,332	5,26,776	7,34,111
Greece (including Crete)	32,79,323	25,99,109	46,24,200	50,92,336	47,53,056
Turkey, European	14,60,324	16,47,402	17,99,337	14,52,094	9,49,355
Turkey, Asiatic	11,56,533	13,66,044	17,76,633	16,44,699	7,69,063
Asia—					
Syria	19,97,431	15,61,400	17,79,345	21,16,604	17,45,365
Meskat Territory and Trucial Oman	41,13,215	37,93,377	30,33,792	32,75,139	30,32,631
Other Native States in Arabia	75,36,199	53,03,333	44,39,501	47,69,637	49,86,312
Iraq	73,90,595	52,40,137	40,25,470	36,64,977	42,60,530
Iran	1,08,34,320	55,34,934	53,56,533	35,39,931	43,02,433
Henjam Island	40,335	59,335	70,335	63,735	3,335
Afghanistan	30,335	2,700	1,605	—	—
Sumatra	63,23,456	47,74,955	43,71,095	43,19,033	52,64,560
Java	1,70,89,331	70,70,253	44,37,643	43,53,907	46,25,796
Borneo (Dutch)	2,37,301	2,72,793	3,13,633	2,25,372	3,25,534
Dutch New Guinea	—	20	—	—	—
Celebes and other Islands	3,23,347	4,12,459	6,34,577	6,33,745	7,27,523
Siam	76,37,307	45,46,990	92,31,173	1,14,82,434	91,01,499
French Indo-China	73,52,019	37,51,364	53,60,041	49,36,975	57,07,742
Philippines	40,50,070	47,50,309	41,43,404	23,54,109	34,26,139
Portuguese Timor	—	—	—	—	2
Japan	13,94,33,225	13,95,09,773	13,46,23,346	24,59,13,334	21,33,71,431
Korea	—	—	20	—	—
Formosa	11,50,454	15,92,940	3,95,333	3,19,633	5,33,675
China (exclusive of Hongkong and Macao)	7,79,71,369	3,56,57,533	4,53,45,302	2,61,99,700	1,37,63,330

ABSTRACT TABLES
EXPORTS TO PRINCIPAL COUNTRIES
INDIAN MERCHANDISE

(28)

No. 8—concluded

VALUE of EXPORTS of INDIAN MERCHANDISE (exclusive of GOVERNMENT STORES) to PRINCIPAL COUNTRIES from BRITISH INDIA—concluded

COUNTRIES	1931-32	1932-33	1933-34	1934-35	1935-36
	R	R	R	R	R
Foreign Countries—continued					
Africa—					
Egypt	1,90,57,969	1,08,89,848	1,15,27,181	1,24,63,336	1,24,56,068
Tripoli (Libya)	76,697	51,525	89,550	49,542	33,906
Tunisi	9,437	84,713	32,337	44,944	4,444
Algeria	19,120	39,230	25,580	11,623	15,977
Morocco*	1,47,087	1,46,155	—	—	—
" Spanish	—	—	65,479	14,795	..
" French Protectorate	—	—	19,975	42,782	26,775
" Tangier	—	—	1,01,094	1,37,613	2,33,561
Canary Islands	508	11,805	9,913	20,355	8,725
Spanish West Africa	24,147	602	21,592
French West Africa (including French Mandated Territories of Togoland and Cameroons)	1,64,399	1,42,098	2,44,601	5,85,506	17,04,418
Liberia	400	400	583	..	14,622
Belgian Congo (including Ruanda Urundi)	17,000	747
Portuguese West Africa	3,67,572	5,00,861	4,14,786	6,21,447	2,82,705
Portuguese East Africa	86,88,851	85,30,069	69,75,522	77,14,566	81,55,590
Madagascar and Keerguelon	2,65,825	2,09,258	4,48,540	2,39,021	2,18,024
Réunion	16,105	2,08,304	13,153	59,436	2,25,444
Italian East Africa (Somálland and Eritrea)	11,62,650	8,67,645	7,66,897	10,29,395	13,79,253
French Somálland	19,34,958	15,66,313	11,93,923	8,30,036	3,49,729
Abyssinia	26,281	112	825
America—					
United States of America—					
Via Atlantic Coast	12,65,13,593	8,56,05,122	12,65,60,597	11,47,33,136	14,24,31,139
" Pacific "	1,21,19,636	1,20,35,790	1,41,74,233	1,42,71,440	1,87,69,096
Cuba	1,05,55,426	74,78,773	66,65,833	66,29,706	73,05,965
Haiti and St. Domingo	6,55,605	3,07,631	7,19,485	6,48,564	3,74,397
Porto Rico	18,39,558	14,67,130	8,94,443	15,39,595	13,02,153
French West Indies (Guadelope and Martinique)	74,604	74,715	32,344	65,632	13,174
Dutch West Indies (Curaçao)	4,061	..	2,435	4,106	2,700
Mexico	7,45,276	13,98,423	3,46,945	20,72,529	17,29,299
Guatemala	45,037	19,062	10,131	23,192	8,837
Honduras (not British)	817	4,422
San Salvador	52,031	49,938	1,895	810	..
Nicaragua	80,670	43,219	82,106	1,04,305	95,805
Costa Rica	51,826	78,523	96,245	47,890	20,752
Colombia	2,41,423	65,732	8,03,735	6,52,885	11,89,652
Panama (including Panama Canal Zone)	67,940	1,46,703	47,710	56,140	1,23,096
Venezuela	1,33,104	79,449	72,150	32,173	16,992
Dutch Guiana	94,173	71,621	44,139	63,535	69,338
French Guiana	160	..
Brazil	31,84,126	27,02,314	33,72,290	33,65,023	40,15,133
Paraguay	24,131	1,34,592	1,61,461	1,33,265	23,300
Uruguay	12,46,423	11,48,120	12,69,595	9,96,335	4,16,073
Argentine Republic (including the Atlantic Coast of Patagonia)	1,54,31,126	2,32,60,236	2,27,37,059	2,73,31,362	2,07,10,301
Chile (including the Pacific Coast of Patagonia)	17,56,900	16,52,297	25,33,927	24,33,355	37,37,231
Peru	15,33,773	20,13,137	20,05,344	23,13,954	21,20,053
Ecuador	2,21,004	1,00,727	2,05,111	1,51,735	1,93,033
Bolivia	1,160	8,439	14,934	13,050	14,231
Hawaii	29,39,922	24,09,702	23,43,033	27,22,397	20,13,363
Other Islands in the Pacific	11,793	3,350	12,063	1,09,365	9,516
TOTAL FOREIGN COUNTRIES	87,74,69,873	72,60,34,000	79,10,29,150	82,30,06,903	86,56,31,752
TOTAL EXPORTS OF INDIAN MERCHANDISE	155,88,86,094	132,27,20,964	147,25,06,320	151,66,97,497	160,52,13,244

* Figures prior to 1933-34 relate to Morocco.

ABSTRACT TABLES EXPORTS TO PRINCIPAL COUNTRIES

FOREIGN MERCHANDISE

No. 9

VALUE of EXPORTS of FOREIGN MERCHANDISE (exclusive of GOVERNMENT STORES) to PRINCIPAL COUNTRIES from BRITISH INDIA.

COUNTRIES	1931-32	1932-33	1933-34	1934-35	1935-36
	₹	₹	₹	₹	₹
UNITED KINGDOM (including Channel Islands)	1,92,40,931	98,79,637	84,63,894	1,05,90,808	1,32,05,557
BRITISH POSSESSIONS—					
<i>Europe—</i>					
Irish Free State*	—	—	..	108	880
Gibraltar	5,622	16,367	4,413	7,549	9,860
Malta and Goso	4,540	4,974	..	10,330	1,143
<i>Asia—</i>					
Cyprus	962	14,362
Palestine	68,669	82,500	43,781	26,332	49,516
Aden and Dependencies	5,41,823	6,18,947	3,34,443	10,10,441	12,16,252
Bahrain Islands	13,35,265	11,28,379	6,93,325	10,36,600	7,46,553
Ceylon (excluding Maldives)	32,23,301	29,47,604	32,89,720	47,26,373	33,63,761
Maldives	17,861	3,794	6,578	47,356	32,540
Straits Settlements	9,00,005	7,09,055	7,42,589	3,76,323	10,63,422
Federated Malay States	32,054	18,603	12,771	13,699	10,239
British Borneo	63	496	27,500
Hongkong	8,21,119	4,30,460	3,95,655	2,77,355	3,36,552
<i>Africa—</i>					
Gold Coast (including Br. Mandated Territory of Togoland)	..	433	6,760	..	590
Nigeria (including Br. Mandated Territory of Camerous)	440	4,317	750	612	3,145
Protectorate of South West Africa	50	25	..
Union of South Africa	2,31,833	1,33,743	1,33,015	1,68,509	1,91,814
Zanzibar and Pemba	4,23,040	2,08,665	1,95,694	2,63,263	2,65,587
Kenya Colony	6,30,686	6,39,902	10,08,765	11,79,313	8,25,984
Uganda Protectorate	42,361	21,976	11,793	38,125	16,336
Tanganyika Territory	2,53,103	1,37,162	1,62,079	2,53,694	3,03,233
Somaland Protectorate	661	556	39	423	..
Anglo-Egyptian Sudan	1,16,332	1,05,875	3,36,563	3,10,241	6,43,913
Mauritius and Dependencies	2,10,373	97,421	1,57,644	72,594	80,133
Seychelles	1,14,783	1,13,547	74,270	91,567	94,120
Socotra*	—	—	1,755	995	3,030
<i>America—</i>					
<i>Canada—</i>					
Via Atlantic Coast	23,237	21,995	29,939	43,713	23,469
" Pacific "	1,300	250	1,113	..	914
Bermuda	291	..
British West India Islands (excluding Bahamas)	436	10,539	350	1,259	1,003
British Guiana	520	600	50
<i>Oceania—</i>					
Commonwealth of Australia	1,66,184	1,27,393	23,403	63,513	67,351
Territory of Papua	500	936
New Zealand	26,237	13,595	18,930	14,626	13,436
Fiji Islands	14,349	13,202	7,364	9,359	27,335
TOTAL BRITISH POSSESSIONS					
	91,18,339	77,37,935	87,02,617	1,10,57,653	94,59,329
TOTAL BRITISH EMPIRE					
	2,33,59,261	1,79,67,622	1,71,71,511	2,16,48,691	2,26,64,386
FOREIGN COUNTRIES—					
<i>Europe—</i>					
<i>U. S. S. R.—</i>					
Northern	..	110
Southern	635	6,090	2,360	5,730	..
Finland	100	1,250	..
Estonia	150
Sweden	55,451	1,10,630	39,407	27,316	30,239
Norway	2,450	33,914	32,617	34,892	15,332
Poland (including Danzig)	5	263	970
Denmark	6,756	21,614	14,419	33,513	14,670
Germany	7,61,336	6,72,333	3,69,944	9,93,297	3,29,159
Netherlands	3,44,829	3,20,293	2,46,333	2,04,214	2,25,904
Belgium	3,34,712	1,96,315	2,33,035	1,34,673	1,63,965
France	3,10,234	5,24,033	6,13,832	6,33,634	4,30,046
Spain	13,374	7,105	7,794	19,735	5,395
Portugal (including Azores and Madeira)	623	3,930	444	12,730	732
Switzerland	40,493	63,002	25,374	33,332	17,473
Italy (including Fiume)	9,63,573	7,66,277	7,56,655	3,29,052	2,10,370

* Separately shown from 1933-34.

ABSTRACT TABLES
EXPORTS TO PRINCIPAL COUNTRIES

(28)

FOREIGN MERCHANDISE

No. 9—continued

VALUE of EXPORTS of FOREIGN MERCHANDISE (exclusive of GOVERNMENT STORES) to PRINCIPAL COUNTRIES from BRITISH INDIA—continued

COUNTRIES	1931-32	1932-33	1933-34	1934-35	1935-36
	₹	₹	₹	₹	₹
FOREIGN COUNTRIES—contd.					
Europe—contd.					
Austria	27,675	480	17,005	2,550	2,656
Hungary	75
Czechoslovakia	2,041	2,009	1,500	2,035	150
Yugoslavia (Kingdom of the Serbs Croats and Slovenes)	10,920
Albania	1,768	..
Bulgaria	600
Roumania	7,100	175	8	21,705	18,415
Greece (including Crete)	44,032	22,708	48,221	27,848	26,231
Turkey, European	2,10,208	1,52,726	2,22,950	1,12,850	70,550
Turkey, Asiatic	1,000	11,259	1,207	24,580	125
Asia—					
Syria	99,457	60,220	72,641	2,22,209	2,02,572
Mesopotamia and Trucial Oman	11,21,979	10,15,161	12,20,711	10,42,217	12,14,535
Other Native States in Arabia	4,02,507	5,04,222	5,22,207	6,92,942	8,17,962
Iraq	26,51,526	26,52,222	26,01,249	20,79,070	15,94,524
Iran	24,09,759	27,21,722	27,94,244	12,14,444	12,42,221
Henjam Island	42,412	20,244	12,222	2,222	1,724
Afghanistan	21,777	22,070	2,146
Sumatra	42,602	7,222	2,400	2,222	2,222
Java	2,62,112	2,11,222	1,71,222	1,40,740	1,22,722
Borneo (Dutch)	219	2	20
Celebes and Other Islands	1,200	222	..	1,222
Siam	76,060	47,270	42,172	60,122	72,042
French Indo-China	2,102	17,014	2,122	14,246	6,022
Philippines	20,712	22,222	4,222	7,004	11,222
Japan	2,62,114	10,12,122	16,52,222	22,12,222	12,70,722
Formosa	1,027
China (exclusive of Hongkong and Macao)	2,60,027	1,62,741	20,222	1,62,747	22,222
Africa—					
Egypt	4,24,422	2,72,022	5,22,222	2,64,714	2,52,697
Tripoli (Libya)	2,220	..	2,600
Tunis	120	2,400	2,600	2,022	2,200
Morocco French Protectorate*	100	1,222	2,720
Canary Islands	172	2,019	22,142
French West Africa (including French Mandated Territories of Togoland and Cameroons).	210	22
Liberia	1,220	2,227	..
Portuguese West Africa	5,427
Portuguese East Africa	2,47,542	2,12,622	2,22,022	2,20,227	2,21,771
Madagascar and Kerguelon	720	222	20	472	222
Réunion	1,242	2,222	1,212	1,122	2,440
Italian East Africa (Somaliland and Eritrea)	10,220	40,422	42,040	40,222	2,22,212
French Somaliland	42,227	22,222	22,222	22,222	1,47,222
Abyssinia	1,022	220	2,114	22
America—					
United States of America—					
<i>Pac. Atlantic Coast</i>	42,10,222	21,27,222	22,20,222	24,22,172	42,27,222
<i>Pacific</i>	74,222	22,274	2,022	7,222	21,222
Cuba	22
Haiti and St. Domingo	2,022	1,721	..	710	..
Dutch West Indies (Curacao)	272
Mexico	5,701
Nicaragua	72
Colombia	200
Panama (including Panama Canal Zone)	10	2,000	2,120
Dutch Guiana	20	20	..
Brazil	4,222	..	402
Uruguay	222
Argentine Republic (including the Atlantic Coast of Patagonia)	420	42,722	2,200	400
Chile (including the Pacific Coast of Patagonia)	1,741
Ecuador	172
Hawaii	4,000	..
TOTAL FOREIGN COUNTRIES	1,22,22,222	1,42,22,222	1,70,02,022	1,22,02,122	1,40,22,222
TOTAL EXPORTS OF FOREIGN MERCHANDISE	4,22,22,220	2,21,02,446	2,41,72,222	2,22,22,716	2,70,22,722

* Separately recorded from 1933-34.

GENERAL IMPORTS

IN EACH OFFICIAL YEAR FROM 1931-32 TO 1935-36

Note.—The summary classes and their sub-divisions are shown in brackets against articles. For summaries see pages 3—8.

ARTICLES, AND COUNTRIES OF CONSIGNMENT; ALSO SHARE OF EACH PROVINCE	QUANTITY					VALUE				
	1931-32	1932-33	1933-34	1934-35	1935-36	1931-32	1932-33	1933-34	1934-35	1935-36
Animals, living—										
Horses (IV. A)—	No.	No.	No.	No.	No.	R	R	R	R	R
United Kingdom (including Channel Islands)	339	399	361	339	388	8,07,958	5,64,840	4,96,534	5,78,520	8,11,223
Ceylon (excluding Maldives)	82	20	23	5	11	56,500	13,185	21,888	6,661	8,000
Straits Settlements	7	12	7	8	8	6,000	6,200	3,700	14,400	4,000
Commonwealth of Australia	2,616	966	2,525	2,027	1,525	23,54,800	4,96,500	13,72,900	14,97,300	8,70,131
Other British Possessions	2	3	..	3	5	1,000	1,800	..	1,600	4,000
TOTAL BRITISH EMPIRE	4,088	1,810	2,916	2,382	1,987	37,26,263	10,82,525	24,05,102	20,83,481	16,97,354
France	19	1	..	34	..	10,500	400	..	26,720	..
Italy (including Trieste)	..	2	5	42	1,000	2,200	20,300	..
Iraq	904	610	721	599	895	2,70,300	1,91,900	2,17,900	1,76,600	1,18,200
Egypt	3	41	52	..	1	3,000	12,800	26,000	..	1,198
Other Foreign Countries	..	6	3	4	5	..	1,800	750	4,900	1,100
TOTAL FOREIGN COUNTRIES	926	660	731	679	401	2,83,300	2,07,400	2,46,850	2,32,020	1,20,498
Share of Bengal	2,143	73	1,233	661	276	22,04,505	1,36,531	13,04,300	9,08,879	3,59,343
" Bombay	2,701	1,327	2,357	2,307	1,929	16,39,070	9,90,233	11,01,435	12,83,794	9,42,703
" Sind	35	20	35	38	77	29,000	67,146	43,379	44,314	4,07,545
" Madras	73	46	84	39	38	1,31,478	1,01,295	1,49,288	63,628	73,160
" Burma	5	4	33	32	23	6,000	4,000	47,800	30,186	30,000
TOTAL	4,962	1,970	3,697	3,061	2,338	40,10,053	12,89,925	26,51,952	23,15,501	18,17,852
Other kinds (IV. B)—	No.	No.	No.	No.	No.					
United Kingdom (including Channel Islands)	1,323	1,553	1,028	1,359	1,333	1,05,746	1,11,981	1,10,082	1,32,478	1,26,868
Ceylon (excluding Maldives)	369	153	135	95	61	11,123	1,024	11,493	1,795	2,049
Union of South Africa	6	8	..	60	112	650	105	..	978	5,388
Kenya Colony	3	..	88	129	4	2,000	..	2,350	9,700	2,000
Commonwealth of Australia	185	377	316	127	155	9,487	37,514	13,024	11,717	8,997
Other British Possessions	311	102	96	1,273	712	4,932	3,323	2,195	5,216	4,048
TOTAL BRITISH EMPIRE	2,147	2,193	1,663	2,018	2,377	1,33,988	1,54,397	1,39,149	1,62,385	1,49,350
Germany	372	258	206	310	763	13,707	25,246	8,609	5,870	17,446
Netherlands	25	26	..	21,572	194	..
Belgium	29	20	80	164	433	1,710	1,075	1,545	888	9,794
France	10	..	5	17	252	1,680	..	450	210	22,119
Iraq	7	8	10	29	213	210	400	630	1,050	6,366
Japan	1,932	2	4	2,072	1,957	10,121	536	1,206	5,878	8,805
United States of America— Via Atlantic Coast	18	30	43	3	5	525	4,842	6,116	200	150
Other Foreign Countries	2,517	47	563	723	820	7,501	2,630	2,641	1,110	6,675
TOTAL FOREIGN COUNTRIES	4,910	374	1,001	3,342	4,443	62,116	34,799	21,197	15,455	71,353

GENERAL IMPORTS

No. 10—continued

ARTICLES, AND COUNTRIES OF CONSIGNMENT; ALSO SHARE OF EACH PROVINCE	QUANTITY					VALUE				
	1931-32	1932-33	1933-34	1934-35	1935-36	1931-32	1932-33	1933-34	1934-35	1935-36
	No.	No.	No.	No.	No.	Rs	Rs	Rs	Rs	Rs
Animals, living—continued										
<i>Other kinds (IV. B)—continued</i>										
Share of Bengal	1,981	983	1,183	843	1,009	49,893	72,366	41,292	40,532	44,127
" Bombay	2,777	1,089	831	4,091	4,531	1,06,331	76,027	95,678	1,17,327	1,37,084
" Sind	1,558	248	113	63	174	19,636	17,649	9,601	2,998	16,606
" Madras	493	431	369	1,173	625	18,317	14,371	10,932	12,643	17,672
" Burma	243	127	163	130	431	11,497	7,323	2,343	2,792	6,214
TOTAL	7,057	2,572	2,664	6,360	6,820	1,96,104	1,89,196	1,60,346	1,78,340	2,20,705
Total Animals, Noting—										
BRITISH EMPIRE	6,183	2,508	4,579	5,400	4,314	22,60,241	12,36,922	25,44,351	22,46,366	18,46,704
FOREIGN COUNTRIES	8,836	1,034	1,782	4,021	4,844	2,45,916	2,42,199	2,68,047	2,47,475	1,91,858
TOTAL	12,019	4,542	6,361	9,421	9,158	42,06,157	14,79,121	28,12,398	24,93,841	20,38,562
Apparel (excluding hosiery and boots and shoes)—										
<i>Apparel (including drapery, uniforms, and accoutrements) (III. A) (a)—</i>										
United Kingdom (including Channel Islands)	—	—	—	—	—	16,74,571	16,16,494	16,47,428	—	12,01,772
Ceylon (excluding Maldives)	—	—	—	—	—	48,588	22,655	12,060	—	20,026
Straits Settlements	—	—	—	—	—	20,779	20,308	16,500	—	18,007
Hongkong	—	—	—	—	—	24,069	47,658	20,735	—	22,991
Kenya Colony	—	—	—	—	—	12,603	6,468	8,106	—	165
Commonwealth of Australia	—	—	—	—	—	5,004	2,992	6,112	—	2,181
Other British Possessions	—	—	—	—	—	10,929	9,864	7,771	—	6,366
TOTAL BRITISH EMPIRE	—	—	—	—	—	18,06,543	17,26,436	16,18,712	—	12,88,568
Sweden	—	—	—	—	—	3,119	5,326	1,028	—	142
Germany	—	—	—	—	—	2,05,941	2,09,991	2,02,596	—	22,252
Belgium	—	—	—	—	—	4,198	7,642	9,031	—	1,686
France	—	—	—	—	—	67,749	23,694	20,938	—	22,106
Italy (including Fiume)	—	—	—	—	—	70,048	29,664	12,255	—	9,009
Austria	—	—	—	—	—	5,254	5,240	3,412	—	3,443
Hungary	—	—	—	—	—	3,229	—	—	—	7,628
Iraq	—	—	—	—	—	2,596	1,250	701	—	6,176
Japan	—	—	—	—	—	15,95,068	18,52,200	21,06,508	—	19,32,489
China (excluding of Hongkong and Macao)	—	—	—	—	—	1,20,512	1,16,724	1,34,415	—	1,42,036
United States of America— Via Atlantic Coast	—	—	—	—	—	1,05,682	50,100	44,422	—	62,505
" Pacific "	—	—	—	—	—	16,462	2,572	1,486	—	2,500
Other Foreign Countries	—	—	—	—	—	16,692	14,832	12,909	—	15,459
TOTAL FOREIGN COUNTRIES	—	—	—	—	—	22,06,629	22,18,655	25,50,802	—	22,93,443
Share of Bengal	—	—	—	—	—	12,06,212	2,05,091	7,82,307	—	12,72,324
" Bombay	—	—	—	—	—	19,12,320	20,26,241	22,05,072	—	14,02,327
" Sind	—	—	—	—	—	2,78,210	2,60,122	3,32,824	—	2,29,172
" Madras	—	—	—	—	—	2,26,222	2,26,257	2,12,901	—	2,42,110
" Burma	—	—	—	—	—	2,20,091	6,16,756	6,31,912	—	2,22,258
TOTAL	—	—	—	—	—	40,13,172	40,45,070	41,69,514	—	35,81,951

(a) Discontinued and shown under three Sub-heads in 1934-35.

No. 10—continued

ARTICLES AND COUNTRIES OF CONSIGNMENT; ALSO SHARE OF EACH PROVINCE	QUANTITY					VALUE				
	1931-32	1932-33	1933-34	1934-35	1935-36	1931-32	1932-33	1933-34	1934-35	1935-36
Apparel (excluding hosiery and boots and shoes)—continued				Lbs.					₹	
Apparel (including drapery, uniforms and accoutrements)— continued										
Cotton knitted fabrics (III-A)(e)—										
United Kingdom (including Channel Islands)	—	—	—	3,551	—	—	—	—	13,018	—
Other British Possessions	—	—	—	2,132	—	—	—	—	4,347	—
TOTAL BRITISH EMPIRE	—	—	—	5,783	—	—	—	—	17,365	—
Japan	—	—	—	68,838	—	—	—	—	92,014	—
Other Foreign Countries	—	—	—	2,150	—	—	—	—	2,614	—
TOTAL FOREIGN COUNTRIES	—	—	—	70,988	—	—	—	—	94,628	—
Share of Bengal	—	—	—	4,676	—	—	—	—	4,636	—
" Bombay	—	—	—	66,194	—	—	—	—	1,03,778	—
" Sind	—	—	—	5,473	—	—	—	—	2,205	—
" Madras	—	—	—	378	—	—	—	—	878	—
TOTAL	—	—	—	76,721	—	—	—	—	1,11,988	—
Woolen knitted apparel (III-A)(a)—				Lbs.						
United Kingdom (including Channel Islands)	—	—	—	32,398	—	—	—	—	1,06,710	—
Other British Possessions	—	—	—	1,058	—	—	—	—	2,618	—
TOTAL BRITISH EMPIRE	—	—	—	33,456	—	—	—	—	1,09,328	—
Germany	—	—	—	2,347	—	—	—	—	5,314	—
Japan	—	—	—	220,505	—	—	—	—	6,42,167	—
Other Foreign Countries	—	—	—	1,177	—	—	—	—	5,666	—
TOTAL FOREIGN COUNTRIES	—	—	—	224,029	—	—	—	—	6,54,147	—
Share of Bengal	—	—	—	33,936	—	—	—	—	1,20,371	—
" Bombay	—	—	—	79,791	—	—	—	—	2,42,478	—
" Sind	—	—	—	35,430	—	—	—	—	67,104	—
" Madras	—	—	—	13,376	—	—	—	—	19,710	—
" Burma	—	—	—	100,902	—	—	—	—	3,13,206	—
TOTAL	—	—	—	257,483	—	—	—	—	7,63,375	—

(a) Separately recorded in 1934-35 and discontinued from 1935-36.

GENERAL IMPORTS

No. 10—continued

ARTICLES AND COUNTRIES OF CONSIGNMENT; ALSO SHARE OF EACH PROVINCE	QUANTITY					VALUE				
	1931-32	1932-33	1933-34	1934-35	1935-36	1931-32	1932-33	1933-34	1934-35	1935-36
Apparel (excluding hosiery and boots and shoes)—continued									B	
Apparel (including drapery, uniforms and accoutrements)— continued										
Others (III. A) (a)—										
United Kingdom (including Channel Islands)	—	—	—	—	—	—	—	—	12,52,007	—
Ceylon (excluding Maldives)	—	—	—	—	—	—	—	—	18,335	—
Straits Settlements	—	—	—	—	—	—	—	—	10,542	—
Hongkong	—	—	—	—	—	—	—	—	23,162	—
Other British Possessions	—	—	—	—	—	—	—	—	14,606	—
TOTAL BRITISH EMPIRE	—	—	—	—	—	—	—	—	18,25,252	—
Germany	—	—	—	—	—	—	—	—	71,204	—
France	—	—	—	—	—	—	—	—	39,551	—
Italy (including Fiume)	—	—	—	—	—	—	—	—	19,579	—
China (exclusive of Hong- kong and Macao)	—	—	—	—	—	—	—	—	1,12,374	—
Japan	—	—	—	—	—	—	—	—	16,58,141	—
United States of America—										
Via Atlantic Coast	—	—	—	—	—	—	—	—	58,549	—
" Pacific "	—	—	—	—	—	—	—	—	2,278	—
Other Foreign Countries	—	—	—	—	—	—	—	—	16,609	—
TOTAL FOREIGN COUNTRIES	—	—	—	—	—	—	—	—	19,78,785	—
Share of Bengal	—	—	—	—	—	—	—	—	9,87,341	—
" Bombay	—	—	—	—	—	—	—	—	16,58,780	—
" Sind	—	—	—	—	—	—	—	—	2,26,158	—
" Madras	—	—	—	—	—	—	—	—	1,93,408	—
" Burma	—	—	—	—	—	—	—	—	2,29,510	—
TOTAL	—	—	—	—	—	—	—	—	38,04,037	—

(a) Separately recorded in 1934-35 and discontinued from 1935-36.

No. 10—continued

ARTICLES, AND COUNTRIES OF CONSIGNMENT, ALSO SHARE OF EACH PROVINCE	QUANTITY					VALUE				
	1931-32	1932-33	1933-34	1934-35	1935-36	1931-32	1932-33	1933-34	1934-35	1935-36
						₹	₹	₹	₹	₹
Apparel (excluding hosiery and boots and shoes)—continued										
Gold and silver thread* (III. A)—										
United Kingdom (including Channel Islands)	—	—	—	—	—	1,032	1,787	1,847	12,421	460
Ceylon (excluding Maldives)	—	—	—	—	—	2,470	41,456	11,532	5,417	2,930
Other British Possessions	—	—	—	—	—	17	285	211	55	..
TOTAL BRITISH EMPIRE	—	—	—	—	—	3,528	43,478	13,590	17,893	3,390
Germany	—	—	—	—	—	2,40,786	2,75,177	2,55,370	2,68,530	3,33,312
France	—	—	—	—	—	4,01,708	6,71,554	3,76,307	1,79,961	1,71,140
Japan	—	—	—	—	—	39	6,483	27	—	523
Other Foreign Countries	—	—	—	—	—	4,656	1,428	348	2,792	2,866
TOTAL FOREIGN COUNTRIES	—	—	—	—	—	6,52,187	9,54,598	6,32,017	4,51,288	5,12,840
Share of Bengal	—	—	—	—	—	71,328	75,518	34,794	29,335	41,317
" Bombay	—	—	—	—	—	2,46,704	4,73,039	3,39,086	1,33,146	2,05,502
" Sind	—	—	—	—	—	1,69,382	1,51,409	3,07,204	2,00,436	2,03,224
" Madras	—	—	—	—	—	1,68,292	2,97,772	64,396	51,983	64,250
" Burma	—	—	—	—	—	59	289	227	3,776	1,437
TOTAL	—	—	—	—	—	6,55,715	9,98,070	6,45,637	4,99,176	5,16,230
Hats, caps, bonnets and hatter's wears (III. A)—										
United Kingdom (including Channel Islands)	—	—	—	—	—	3,44,062	3,64,153	3,05,502	2,58,084	3,36,201
Hongkong	—	—	—	—	—	24,354	22,517	48,564	79,253	47,622
Other British Possessions	—	—	—	—	—	3,475	5,360	3,669	3,318	3,453
TOTAL BRITISH EMPIRE	—	—	—	—	—	3,72,391	3,92,030	3,57,735	3,41,155	3,89,276
Poland (including Danzig)	—	—	—	—	—	14,439
Germany	—	—	—	—	—	47,615	18,307	86,340	13,576	16,339
France	—	—	—	—	—	2,081	17,302	6,189	24,922	16,034
Switzerland	—	—	—	—	—	47,376	19	59	22,896	8,719
Italy (including Trieste)	—	—	—	—	—	2,92,020	2,88,468	2,90,902	2,74,556	1,37,457
Austria	—	—	—	—	—	12,627	11,639	1,243	169	4,279
Czechoslovakia	—	—	—	—	—	4,88,468	2,72,564	2,39,828	4,07,237	1,07,261
Iraq	—	—	—	—	—	20,314	92	122
Java	—	—	—	—	—	2,351	6,365	..	5,120	3,340
Japan	—	—	—	—	—	4,72,305	6,77,219	3,65,186	10,06,466	3,74,080
United States of America— Via Atlantic Coast	—	—	—	—	—	1,777	10,520	533	1,600	3,917
" Pacific "	—	—	—	—	—	1	6	249
Other Foreign Countries	—	—	—	—	—	4,570	2,367	5,761	11,640	12,992
TOTAL FOREIGN COUNTRIES	—	—	—	—	—	14,01,408	18,00,977	15,46,047	17,08,148	12,04,878
Share of Bengal	—	—	—	—	—	3,60,323	3,46,730	4,04,677	3,06,494	2,91,675
" Bombay	—	—	—	—	—	10,34,449	3,81,576	9,64,748	13,15,667	7,46,407
" Sind	—	—	—	—	—	94,933	1,32,085	1,61,375	86,994	90,732
" Madras	—	—	—	—	—	37,436	22,248	30,961	21,220	23,073
" Burma	—	—	—	—	—	3,46,656	4,18,308	3,63,141	3,28,928	3,44,317
TOTAL	—	—	—	—	—	17,73,799	19,93,007	19,03,783	21,09,303	15,94,154

* Inclusive of imports by postal packets referred to Collectors of Customs for assessment.

ARTICLES, AND COUNTRIES OF CONSIGNMENT; ALSO SHARE OF EACH PROVINCE	QUANTITY					VALUE				
	1931-32	1932-33	1933-34	1934-35	1935-36	1931-32	1932-33	1933-34	1934-35	1935-36
						₹	₹	₹	₹	₹
Apparel (excluding hosiery and boots and shoes)—continued										
Lametta (III. A)—	Lbs.	Lbs.	Lbs.	Lbs.	Lbs.					
United Kingdom (including Channel Islands)	290	12,323	614	4,125	214	363	17,678	978	5,357	247
Other British Possessions	28	28	7	..	35	89	50	9	..	29
TOTAL BRITISH EMPIRE	318	12,250	621	4,125	249	902	17,728	987	5,357	276
Germany	147,475	268,342	252,994	211,008	414,611	1,89,122	2,53,311	2,88,566	2,84,512	3,33,648
France	218,710	166,411	101,203	51,826	82,293	2,69,723	2,89,949	1,29,800	65,830	90,837
Other Foreign Countries	596	409	800	745	688	813
TOTAL FOREIGN COUNTRIES	366,781	434,753	354,197	263,243	497,704	4,59,590	5,93,260	4,18,366	3,00,630	4,25,098
Share of Bengal	36,351	52,244	36,243	39,336	43,464	39,916	30,133	49,322	33,374	59,056
" Bombay	154,485	175,835	73,156	47,621	92,197	1,55,596	3,43,905	92,928	64,901	1,09,906
" Sind	34,398	34,315	34,197	39,881	53,313	1,04,441	46,943	43,305	34,399	66,355
" Madras	101,897	184,609	211,391	160,429	302,932	1,20,467	3,29,952	2,29,012	1,65,852	1,89,964
" Burma	48	..	1	1	4	72	..	165	61	33
TOTAL	367,099	447,003	354,818	267,368	497,958	4,60,492	6,10,933	4,19,353	3,05,897	4,25,369
Second-hand clothing (III. A)—										
United Kingdom (including Channel Islands)	—	—	—	—	—	1,93,818	1,67,221	1,52,850	1,94,253	2,02,323
Other British Possessions	—	—	—	—	—	5,770	1,050	2,085	4,496	2,121
TOTAL BRITISH EMPIRE	—	—	—	—	—	1,99,588	1,68,271	1,54,935	1,98,749	2,04,444
Japan	—	—	—	—	—	14,550	560	2,258	97	450
United States of America—										
Via Atlantic Coast	—	—	—	—	—	8,96,614	6,62,491	6,70,670	7,28,680	5,03,693
" Pacific "	—	—	—	—	—	..	841	372	331	..
Other Foreign Countries	—	—	—	—	—	4,757	2,820	1,690	9,127	863
TOTAL FOREIGN COUNTRIES	—	—	—	—	—	9,02,121	7,26,762	7,42,732	8,31,835	5,04,506
Share of Bengal	—	—	—	—	—	2,40,223	1,36,969	2,20,423	2,64,434	2,60,715
" Bombay	—	—	—	—	—	2,66,567	1,66,193	1,67,553	1,37,456	1,01,316
" Sind	—	—	—	—	—	6,02,490	4,94,339	4,33,121	4,31,065	4,32,174
" Madras	—	—	—	—	—	5,422	1,749	2,050	3,164	1,642
" Burma	—	—	—	—	—	767	5,638	5,451	1,315	4,604
TOTAL	—	—	—	—	—	11,15,509	8,34,998	8,22,043	9,31,484	8,00,510
Water-proofed clothing (III. A)—										
United Kingdom (including Channel Islands)	—	—	—	—	—	1,43,738	2,09,963	1,30,921	1,35,993	77,561
Hongkong	—	—	—	—	—	5,117	6,108	1,593	786	..
Other British Possessions	—	—	—	—	—	598	18	173	1,978	98
TOTAL BRITISH EMPIRE	—	—	—	—	—	1,49,453	2,16,089	1,32,687	1,38,757	77,659
Austria	—	—	—	—	—	..	7,819
Hungary	—	—	—	—	—	624	..	5,474	..	800
Japan	—	—	—	—	—	4,421	11,635	44,159	1,01,810	1,10,597
Other Foreign Countries	—	—	—	—	—	2,836	9,473	136	20	1,595
TOTAL FOREIGN COUNTRIES	—	—	—	—	—	7,981	28,932	49,700	1,01,830	1,12,492

No. 10—continued

ARTICLES, AND COUNTRIES OF CONSIGNMENT; ALSO SHARE OF EACH PROVINCE	QUANTITY					VALUE				
	1931-32	1932-33	1933-34	1934-35	1935-36	1931-32	1932-33	1933-34	1934-35	1935-36
Apparel (excluding hosiery and boots and shoes)—concluded						R	R	R	R	R
Water-proofed clothing (III. A)—continued										
Share of Bengal	—	—	—	—	—	64,689	20,172	23,303	66,411	37,902
„ Bombay	—	—	—	—	—	54,137	1,56,733	1,11,938	1,18,310	1,08,054
„ Sind	—	—	—	—	—	4,382	8,504	7,363	3,359	6,996
„ Madras	—	—	—	—	—	5,017	4,099	2,565	3,023	704
„ Burma	—	—	—	—	—	59,309	49,408	31,312	44,433	38,495
TOTAL	—	—	—	—	—	1,57,434	2,39,016	1,82,486	2,40,541	1,90,151
Total value of Apparel—										
United Kingdom (including Channel Islands).	—	—	—	—	—	23,53,134	23,71,201	21,39,526	19,78,448	19,09,624
Ceylon (excluding Maldives)	—	—	—	—	—	54,706	65,222	25,508	25,958	24,985
Straits Settlements	—	—	—	—	—	34,938	22,423	19,538	25,524	23,239
Hongkong	—	—	—	—	—	64,055	76,540	71,092	1,04,554	76,013
Kenya Colony	—	—	—	—	—	12,993	9,288	8,240	3,327	169
Commonwealth of Australia	—	—	—	—	—	5,004	3,411	6,971	5,948	3,206
Other British Possessions	—	—	—	—	—	12,535	9,906	7,732	9,896	6,777
TOTAL BRITISH EMPIRE	—	—	—	—	—	25,32,455	25,58,031	22,78,647	21,53,705	20,54,613
Sweden	—	—	—	—	—	3,119	5,326	1,023	264	148
Poland (including Danzig)	—	—	—	—	—	..	9	..	4,336	19,094
Germany	—	—	—	—	—	6,89,514	8,57,093	3,33,177	5,97,080	7,70,946
Netherlands	—	—	—	—	—	486	547	75	5,421	834
Belgium	—	—	—	—	—	4,668	8,323	10,627	6,406	1,633
France	—	—	—	—	—	7,41,567	9,53,853	5,33,196	3,09,350	3,06,504
Switzerland	—	—	—	—	—	50,418	4,412	1,746	22,397	10,163
Italy (including Fiume)	—	—	—	—	—	3,64,426	3,13,543	3,04,370	2,95,642	1,49,693
Austria	—	—	—	—	—	19,354	26,110	4,656	2,490	3,030
Hungary	—	—	—	—	—	3,389	..	5,474	831	7,923
Czechoslovakia	—	—	—	—	—	4,91,084	2,73,375	2,91,290	4,12,530	1,03,260
Turkey, European	—	—	—	—	—	40	25	..	4,623	5,016
Iraq	—	—	—	—	—	37,692	1,342	729	397	6,843
Java	—	—	—	—	—	5,011	6,474	3,206	5,255	3,517
Japan	—	—	—	—	—	20,76,333	25,43,147	30,13,163	35,01,695	29,13,733
China (exclusive of Hong- kong and Macao)	—	—	—	—	—	1,26,450	1,19,934	1,34,625	1,17,316	1,47,172
United States of America— Vld Atlantic Coast	—	—	—	—	—	10,04,623	7,26,509	7,15,640	7,91,306	5,70,115
„ Pacific „	—	—	—	—	—	16,463	3,413	1,859	3,875	2,809
Other Foreign Countries	—	—	—	—	—	6,571	8,563	13,201	5,233	11,250
TOTAL FOREIGN COUNTRIES	—	—	—	—	—	56,43,666	58,63,103	59,72,070	67,83,026	50,53,752
Share of Bengal	—	—	—	—	—	19,52,343	14,66,733	15,39,926	13,73,240	21,63,509
„ Bombay	—	—	—	—	—	37,10,373	39,37,742	33,33,655	33,34,453	26,73,511
„ Sind	—	—	—	—	—	12,53,773	10,33,555	11,31,093	11,06,730	10,33,703
„ Madras	—	—	—	—	—	5,73,873	7,93,677	5,33,316	4,61,149	5,21,743
„ Burma	—	—	—	—	—	6,86,356	10,90,442	10,31,136	9,11,239	7,10,399
TOTAL	—	—	—	—	—	81,76,121	84,21,139	81,50,717	82,41,791	71,03,365

GENERAL IMPORTS

No. 10—continued

ARTICLES, AND COUNTRIES OF CONSIGNMENT; ALSO SHARE OF EACH PROVINCE	QUANTITY					VALUE				
	1931-32	1932-33	1933-34	1934-35	1935-36	1931-32	1932-33	1933-34	1934-35	1935-36
Arms, Ammunition, and Military stores—						R	R	R	R	R
Cartridge cases—										
Filled—										
Shot gun cartridges, filled (III. B)—	No.	No.	No.	No.	No.					
United Kingdom (including Channel Islands)	9,897,785	9,562,193	9,082,085	8,634,252	10,213,478	6,88,977	6,48,305	6,16,858	5,94,936	6,96,423
Other British Possessions	1,014	1,258	721	1,460	7,489	236	108	108	118	1,017
TOTAL BRITISH EMPIRE	9,898,799	9,563,451	9,082,756	8,635,712	10,220,967	6,84,213	6,48,413	6,16,956	5,95,054	6,97,440
Germany	628,700	246,400	109,250	282,255	301,600	42,808	20,428	8,762	22,012	21,318
Belgium	881,050	1,403,425	285,100	210,085	391,575	20,471	70,220	20,257	11,091	20,838
United States of America—										
Via Atlantic Coast	1,839,100	188,465	452,225	918,225	710,345	85,798	14,433	25,207	49,534	69,719
" Pacific "	"	"	"	"	95	"	"	"	"	6
Other Foreign Countries	1,492	5,799	100	678	23,154	254	577	6	54	1,816
TOTAL FOREIGN COUNTRIES	2,350,342	1,843,089	956,675	1,411,183	1,426,769	1,49,326	1,11,656	54,232	82,741	1,18,192
Share of Bengal	1,488,275	1,867,308	1,289,225	1,781,699	2,125,539	1,02,005	1,21,743	79,294	1,19,540	1,40,475
" Bombay	4,689,092	3,388,657	3,481,610	3,416,272	3,930,631	3,17,337	2,29,847	2,28,434	2,29,316	2,69,224
" Sind	3,814,622	4,185,642	3,787,553	3,349,160	3,901,163	2,52,701	2,59,052	2,48,359	2,30,339	2,30,316
" Madras	593,780	515,712	646,785	354,372	601,975	40,302	37,406	45,035	23,963	40,947
" Burma	1,675,322	1,449,423	873,308	1,145,381	1,032,363	1,21,944	1,02,022	61,616	34,137	79,670
TOTAL	12,249,091	11,406,540	10,039,431	10,046,895	11,647,671	8,33,520	7,60,009	6,71,188	6,77,795	8,10,632
Rifle and other Cartridges, filled (III. B)—										
United Kingdom (including Channel Islands)	No.	No.	No.	No.	No.					
Other British Possessions	15,618,911	7,767,224	4,666,295	3,792,793	1,801,629	10,23,122	6,79,893	3,52,749	2,92,491	1,15,390
Other British Possessions	5,238	4,721	11,564	3,457	4,740	700	558	2,400	357	411
TOTAL BRITISH EMPIRE	15,624,149	7,771,945	4,707,859	3,796,250	1,806,369	10,23,822	6,80,451	3,54,949	2,92,848	1,15,801
Germany	3,358,855	142,900	116,058	52,264	80,865	58,007	10,533	7,734	4,327	6,603
Belgium	85,650	18,200	60,500	111,600	19,500	2,275	1,236	3,207	7,991	1,350
United States of America—										
Via Atlantic Coast	1,475,762	344,276	950,846	887,670	1,257,755	45,549	21,633	26,527	25,995	32,081
Other Foreign Countries	9,188	9,955	658	2,869	2,983	1,521	700	95	780	468
TOTAL FOREIGN COUNTRIES	4,379,455	815,231	1,128,067	1,054,403	1,861,103	1,07,362	24,402	37,563	39,593	41,507
Share of Bengal	1,944,533	1,330,403	1,664,069	397,964	365,846	1,28,601	33,660	1,09,326	52,384	48,934
" Bombay	1,265,885	1,011,559	1,371,910	1,059,216	1,551,591	31,441	69,633	78,669	65,362	72,465
" Sind	15,737,607	5,504,991	3,376,437	2,615,977	494,060	3,91,698	6,37,611	1,02,948	2,00,392	24,230
" Madras	172,158	420,901	226,034	132,708	111,922	6,533	24,411	11,553	7,004	6,608
" Burma	333,421	289,392	197,466	144,788	144,163	22,602	9,538	6,123	5,309	5,033
TOTAL	20,503,604	8,587,176	5,835,916	4,850,653	3,167,372	11,31,174	7,14,852	3,02,512	3,32,441	1,57,308
Total Filled (III. B)—										
United Kingdom (including Channel Islands)	No.	No.	No.	No.	No.					
Other British Possessions	25,616,646	17,329,417	16,778,380	12,427,045	12,014,942	17,07,099	16,28,193	9,69,002	8,87,427	8,11,812
Other British Possessions	6,262	5,970	12,285	4,917	12,229	936	666	2,303	475	1,423
TOTAL BRITISH EMPIRE	21,522,898	17,385,386	16,790,615	12,431,962	12,027,171	17,08,035	16,28,859	9,71,305	8,87,902	8,13,235

No. 10—continued

ARTICLES, AND COUNTRIES OF CONSIGNMENT; ALSO SHARE OF EACH PROVINCE	QUANTITY					VALUE				
	1931-32	1932-33	1933-34	1934-35	1935-36	1931-32	1932-33	1933-34	1934-35	1935-36
Arms, Ammunition, and Military stores—continued										
Cartridge cases—continued										
Total Filled (III. B)—continued	No.	No.	No.	No.	No.					
Germany	3,987,555	388,300	225,308	384,519	332,465	1,00,815	31,610	16,496	26,839	27,923
Belgium	416,700	1,421,825	445,600	321,625	411,075	22,746	77,456	23,464	19,082	21,633
United States of America— Via Atlantic Coast	2,314,862	832,741	1,413,071	1,805,395	1,968,100	1,31,342	86,316	51,784	75,579	1,02,300
" Pacific "	95	6
Other Foreign Countries	10,680	15,654	753	3,547	26,137	1,776	1,277	101	834	2,234
TOTAL FOREIGN COUNTRIES	7,229,707	2,658,320	2,084,732	2,465,586	2,787,872	2,56,678	1,46,058	91,795	1,22,334	1,54,649
Share of Bengal	3,440,308	3,247,609	2,914,291	2,079,654	2,991,135	2,30,606	2,05,402	1,33,620	1,72,424	1,39,409
" Bombay	5,934,977	4,400,216	4,853,320	1,475,503	5,482,232	3,93,723	2,99,430	3,11,496	2,95,166	3,41,079
" Sind	20,552,329	9,600,423	6,164,000	5,365,137	4,395,223	11,43,794	7,98,663	4,41,307	4,31,731	3,04,596
" Madras	765,932	933,613	872,759	437,080	713,397	47,040	61,617	54,633	30,987	47,553
" Burma	2,053,743	1,718,315	1,070,774	1,290,169	1,232,516	1,44,545	1,11,560	67,739	89,946	84,703
TOTAL	32,752,595	19,993,716	15,875,347	14,397,548	14,815,043	19,84,713	14,74,922	10,63,700	10,10,236	9,67,940
Empty (III. B)—										
United Kingdom (including Channel Islands)	No.	No.	No.	No.	No.					
Other British Possessions	1,098	200	817	5	3	14
TOTAL BRITISH EMPIRE	530,291	555,956	444,299	552,504	711,120	17,453	18,532	15,029	17,955	20,331
Germany	281,925	311,900	279,900	230,125	7,000	7,033	3,040	7,122	5,732	203
Other Foreign Countries	2,056	57,553	30,500	3,650	77,000	780	1,566	531	246	1,563
TOTAL FOREIGN COUNTRIES	283,981	369,453	310,400	233,775	84,000	8,468	4,606	7,703	6,023	1,771
Share of Bengal	635,722	703,465	604,707	692,428	643,009	21,523	21,079	17,363	21,036	18,034
" Bombay	101,200	34,394	31,130	75,300	122,570	2,337	2,631	2,544	3,230	3,239
" Sind	3,070	117,000	36,300	14,753	19,200	939	3,372	366	473	542
" Madras	1,050	1,300	22,700	1,300	3,500	163	51	1,029	45	136
" Burma	3,254	2,750	70,543	7,500	1,350	439	1,003	445	300	111
TOTAL	640,226	925,409	734,690	791,279	795,129	25,923	28,142	22,746	23,933	22,152
Total Cartridge cases—										
United Kingdom (including Channel Islands)	No.	No.	No.	No.	No.					
Other British Possessions	7,335	6,179	13,102	4,917	12,229	941	669	1,317	475	1,423
TOTAL BRITISH EMPIRE	23,045,331	17,886,173	14,221,312	12,970,549	12,726,071	17,24,552	13,46,730	9,84,631	9,05,332	8,32,194
Germany	7,480	700,200	505,208	564,344	339,465	1,08,503	39,049	23,613	32,621	23,129
Belgium	1,700	1,438,325	476,100	327,625	486,075	23,261	78,624	24,045	19,205	23,123
United States of America— Via Atlantic Coast	2,562	832,741	1,413,071	1,803,395	1,970,100	1,31,442	86,316	51,734	75,699	1,02,923
" Pacific "	95	6
Other Foreign Countries	111	20,007	753	3,697	26,137	1,940	1,475	101	837	2,234
TOTAL FOREIGN COUNTRIES	7,539,253	17,778	2,365,132	2,704,361	2,371,872	2,65,146	1,55,664	90,498	1,32,362	1,56,470
Share of Bengal	4,136,533	3,923,320	3,519,001	3,372,030	3,339,194	2,51,999	2,26,431	2,06,433	1,93,460	2,07,493
" Bombay	6,036,171	4,435,320	3,519,001	3,372,030	3,339,194	4,01,616	3,03,111	3,14,040	2,97,392	3,44,963
" Sind	20,552,329	9,600,423	6,164,000	5,365,137	4,395,223	11,44,733	8,00,035	4,42,072	4,32,303	3,05,133
" Madras	77,233	937,913	9,200	5,979,390	4,414,423	47,363	61,363	55,667	31,012	47,679
" Burma	3,00,997	1,737,555	1,070,774	1,297,669	1,234,366	1,45,034	1,12,368	63,134	80,146	84,313
TOTAL	32,007,848	20,919,125	16,630,000	15,827,827	15,010,172	10,90,639	15,03,033	10,36,446	10,34,219	9,90,052

ARTICLES, AND COUNTRIES OF CONSIGNMENT; ALSO SHARE OF EACH PROVINCE	QUANTITY					VALUE				
	1931-32	1932-33	1933-34	1934-35	1935-36	1931-32	1932-33	1933-34	1934-35	1935-36
Arms, Ammunition and Military stores—continued										
Explosives—										
Blasting fuse (III. B)—										
	Lbs.—	Lbs.—	Lbs.—	Lbs.—	Lbs.—					
	No. of Coils	No. of Coils	No. of Coils	No. of Coils	No. of Coils					
United Kingdom (including Channel Islands)	294,208 —1,097,365	322,446 —1,169,188	342,133 —1,164,240	407,978 —1,465,840	429,670 —1,460,017	2,90,280	2,76,487	2,89,571	3,69,484	4,24,817
Gibraltar	..	450 —1,500	241
TOTAL BRITISH EMPIRE	294,208 —1,097,365	322,896 —1,170,688	342,133 —1,164,240	407,978 —1,465,840	429,670 —1,460,017	2,90,280	2,76,678	2,89,571	3,69,484	4,24,817
Poland (including Danzig)	905 —2,900	22,144 —75,270	30,852 —112,500	644	11,069	17,712
Germany	158,085 —515,080	119,928 —426,300	142,133 —501,300	182,100 —624,760	197,128 —674,400	86,121	63,612	73,559	66,156	1,15,715
Belgium	21,640 —100,500	40,108 —122,480	5,606 —17,206	22,960 —66,000	28,841 —87,000	14,509	19,028	3,302	2,681	2,240
France	49,453 —224,100	28,054 —103,570	3,360 —11,227	8,009 —15,986	14,000 —52,500	32,909	16,314	4,202	7,091	7,862
Other Foreign Countries	93 —200	..	10 —16	6,095 —16,802	1,232 —3,000	119	..	8	2,996	485
TOTAL FOREIGN COUNTRIES	239,221 —839,880	188,088 —652,600	152,014 —525,249	191,308 —598,759	267,038 —929,400	1,33,655	59,188	81,714	99,438	1,54,971
Share of Bengal	381,022 —953,140	202,673 —696,070	225,287 —787,800	275,192 —923,900	331,237 —1,124,070	1,96,372	1,24,147	1,46,109	1,36,466	2,21,612
.. Bombay	108,354 —435,865	127,699 —519,168	91,836 —362,849	129,377 —468,599	153,378 —572,377	67,066	72,347	60,662	83,153	1,00,991
.. Sind	17,155 —66,249	7,065 —28,500	10,001 —32,100	11,422 —48,000	19,974 —51,070	14,467	4,578	10,087	11,512	15,245
.. Madras	109,849 —436,300	149,927 —491,000	139,757 —424,740	158,645 —556,000	146,089 —489,400	1,22,641	1,31,548	1,27,229	1,47,808	1,55,377
.. Burma	17,043 —65,200	32,620 —85,600	27,266 —80,900	24,634 —68,100	33,055 —122,500	24,329	43,651	33,598	36,976	33,052
TOTAL	533,429 —1,937,245	510,994 —1,823,238	494,147 —1,689,489	599,286 —2,064,599	696,723 —2,389,417	4,26,885	2,75,290	3,71,286	4,66,017	5,79,288
Blasting gelatine (III. B)—										
United Kingdom (including Channel Islands)	444,600	405,500	600,100	594,650	472,000	3,75,820	3,47,070	5,23,812	5,02,796	4,82,282
Other British Possessions	80	784	..
TOTAL BRITISH EMPIRE	444,600	405,500	600,100	594,650	472,000	3,75,820	3,47,070	5,23,812	5,03,580	4,82,282
Belgium	7,000	28,000	7,640	28,155
Other Foreign Countries	300	416	..
TOTAL FOREIGN COUNTRIES	7,000	28,000	..	300	..	7,640	28,155	..	416	..
Share of Bengal	50	10,000	5,100	35,000	5,000	48	2,170	4,379	39,978	4,281
.. Bombay	38,050	6,000	3,250	12,500	17,500	30,529	623	1,009	10,755	13,624
.. Sind	..	1,000	224
.. Madras	385,500	388,500	473,600	519,350	388,000	3,26,793	3,29,383	4,97,185	4,37,655	2,85,712
.. Burma	28,000	28,000	120,450	27,600	111,500	25,595	28,168	1,21,136	29,812	98,629
TOTAL	451,600	433,500	600,400	594,950	472,000	3,82,960	3,75,225	6,23,812	5,07,400	4,82,282
Dynamite (III. B)—										
United Kingdom (including Channel Islands)	155,000	50,000	183,750	242,500	239,525	1,14,186	80	1,42,778	156,886	1,97,492
Belgium	18,500	12,500	44,150	28,606	1,355	1,16,000
Other Foreign Countries	1,894	470	..
TOTAL FOREIGN COUNTRIES	18,500	12,500	44,150	1,894	..	28,606	1,655	1,16,000	470	..
Share of Bengal	110,000	30,000	75,000	123,394	188,025	38	1,170	64,228	10,374	1,20,347
.. Bombay	18,000	..	21,250	5,800	10,000	6,979	..	15,329	3,989	7,142
.. Sind	..	5,000	44,150	27	1,16,000
.. Madras	80,000	15,000	60,000	75,000	25,000	21,671	10,000	43,221
.. Burma	18,500	12,500	27,500	10,000	..	28,606	18,155	36,303	22,890	17,885
TOTAL	178,500	60,500	227,900	249,394	239,525	1,40,791	56,782	2,64,778	1,57,815	1,97,432

No. 10—continued

ARTICLES, AND COUNTRIES OF CONSIGNMENT; ALSO SHARE OF EACH PROVINCE	QUANTITY					VALUE				
	1931-32	1932-33	1933-34	1934-35	1935-36	1931-32	1932-33	1933-34	1934-35	1935-36
Arms, Ammunition, and Military stores—continued										
Explosives—continued										
Gelatine Dynamite (III. B)—United Kingdom (including Channel Islands)	Lbs.	Lbs.	Lbs.	Lbs.	Lbs.					
	936,250	649,760	760,100	1,106,400	1,286,400	6,78,878	8,89,794	6,16,864	8,78,181	10,01,260
Belgium	88,600	146,500	97,658	1,80,700
Japan	2,006	1,479
TOTAL FOREIGN COUNTRIES	85,506	146,500	99,132	1,80,700
Share of Bengal	600,200	390,000	420,000	613,760	471,200	4,00,244	2,69,200	2,92,061	4,26,373	3,21,397
" Bombay	117,530	6,250	40,000	35,000	31,400	86,168	4,746	29,274	61,009	68,259
" Madras	268,600	163,500	139,600	228,150	322,050	1,91,976	1,16,848	1,24,934	1,73,564	2,44,357
" Burma	86,608	146,600	160,600	179,600	381,750	99,132	1,30,700	1,70,595	2,16,636	3,74,240
TOTAL	1,021,766	696,250	760,100	1,106,400	1,286,400	7,77,510	5,20,494	6,16,864	8,78,181	10,01,260
OTHER NITRO-COMPOUND EXPLOSIVES (III. B)—	Lbs.	Lbs.	Lbs.	Lbs.	Lbs.					
Germany	2,400	182
Share of Bombay	2,400	182
Detonators (III. B)—	No.	No.	No.	No.	No.					
United Kingdom (including Channel Islands)	5,058,789	2,776,850	4,491,150	5,871,587	6,148,500	1,55,564	73,006	1,28,689	1,48,610	1,40,091
Other British Possessions	48	500	..	48	71	..
TOTAL BRITISH EMPIRE	5,058,837	2,776,850	4,491,150	5,872,087	6,148,500	1,55,602	73,006	1,28,689	1,48,681	1,40,091
Belgium	275,000	460,000	10,000	..	250	14,482	24,472	33,000	..	101
Other Foreign Countries	10,071	144	..	1,700	14,200	420	10	..	1,080	2,974
TOTAL FOREIGN COUNTRIES	285,071	460,144	10,000	1,700	14,450	14,852	24,482	33,000	1,080	3,075
Share of Bengal	2,222,000	808,000	1,686,000	2,470,000	2,945,500	1,03,268	36,263	47,551	59,829	61,469
" Bombay	870,585	43,850	155,166	543,500	330,000	10,318	4,585	6,312	11,955	16,390
" Sind	..	30,144	10,000	1,700	14,450	..	1,291	33,000	1,080	3,075
" Madras	2,266,300	1,245,000	1,971,000	1,533,237	1,483,000	42,052	30,857	36,108	38,193	26,335
" Burma	885,084	460,000	680,000	825,300	690,000	14,816	24,479	34,668	38,704	36,817
TOTAL	6,848,909	3,286,994	4,601,150	6,873,737	6,162,950	1,70,454	97,488	1,58,689	1,49,761	1,48,166
Others (III. B)—	Lbs.	Lbs.	Lbs.	Lbs.	Lbs.					
United Kingdom (including Channel Islands)	219,810	169,615	185,568	86,283	185,565	1,27,180	1,00,895	84,621	50,590	82,004
Other British Possessions	3	15	..
TOTAL BRITISH EMPIRE	219,810	169,615	185,568	86,283	185,565	1,27,180	1,00,895	84,621	50,605	82,004
TOTAL FOREIGN COUNTRIES			1,388	386	336	966	..	2,492	1,200	1,000
Share of Bengal	100,000	97,250	82,250	78,000	94,270	57,507	55,144	47,451	45,301	53,307
" Bombay	43,510	32,250	19,400	7,125	18,643	24,636	18,208	7,928	4,098	10,258
" Sind	16,348	2,066	1,388	691	9,363	3,422	1,162	2,492	2,392	2,927
" Madras	54,700	..	40,850	..	13,625	37,431	26,237	29,119	..	6,618
" Burma	63	3	123	15	..
TOTAL	218,458	199,615	146,051	86,619	185,001	1,28,096	1,00,895	87,118	51,805	83,004
Total Explosives—										
United Kingdom (including Channel Islands)	17,38,798	12,23,439	17,87,265	21,10,447	23,27,376
Other British Possessions	18,	441	..	274	..
TOTAL BRITISH EMPIRE						17,38,816	12,23,880	17,87,265	21,10,721	23,27,376

GENERAL IMPORTS

No. 10—continued

ARTICLES, AND COUNTRIES OF CONSIGNMENT; ALSO SHARE OF EACH PROVINCE	QUANTITY					VALUE				
	1931-32	1932-33	1933-34	1934-35	1935-36	1931-32	1932-33	1933-34	1934-35	1935-36
						R	R	R	R	R
Arms, Ammunition and Military stores—continued										
Explosives—continued										
Total Explosives—continued								644	11,859	17,712
Poland (including Danzig)	—	—	—	—	—	80,771	63,322	78,558	68,486	1,16,716
Germany	—	—	—	—	—	1,62,836	2,20,044	1,52,802	8,681	18,348
Belgium	—	—	—	—	—	32,909	16,314	6,194	8,007	7,868
France	—	—	—	—	—	2,516	—	8	3,475	4,409
Other Foreign Countries	—	—	—	—	—	—	—	—	—	—
TOTAL FOREIGN COUNTRIES	—	—	—	—	—	2,85,032	2,01,080	2,38,206	99,068	1,59,046
Share of Bengal	—	—	—	—	—	8,35,870	5,15,020	5,90,769	3,58,319	3,08,283
" Bombay	—	—	—	—	—	3,29,918	1,05,239	1,79,514	1,75,557	2,11,727
" Sind	—	—	—	—	—	14,467	11,647	1,61,569	14,991	28,357
" Madras	—	—	—	—	—	7,13,555	8,47,721	2,742,046	8,26,103	7,99,184
" Burma	—	—	—	—	—	2,29,968	2,45,183	4,00,893	3,35,404	5,44,871
TOTAL	—	—	—	—	—	20,23,878	15,24,760	20,20,491	22,10,379	24,86,422
Firearms, and parts thereof—										
Firearms (III. B)—	No.	No.	No.	No.	No.					
United Kingdom (including Channel Islands)	25,716	14,371	8,015	6,389	6,060	18,95,360	9,43,578	7,30,377	6,58,868	6,16,859
Ceylon (excluding Maldives)	92	120	86	23	32	8,207	7,262	6,541	2,468	1,742
Straits Settlements	51	108	20	19	74	3,020	5,942	844	1,561	6,517
Kenya Colony	49	92	77	56	62	4,147	3,208	31,426	4,282	6,116
Commonwealth of Australia	20	18	24	39	36	889	1,115	1,810	3,636	9,277
Other British Possessions	32	45	59	63	93	2,471	8,179	4,082	5,273	5,710
TOTAL BRITISH EMPIRE	25,960	14,764	8,281	6,618	6,357	19,14,094	9,69,155	7,74,800	6,76,089	6,46,221
Germany	4,915	1,122	1,361	898	1,358	2,05,326	70,716	98,161	65,830	94,291
Belgium	3,147	1,692	1,030	955	802	1,14,908	6,688	40,615	30,056	49,263
France	252	88	84	24	17	22,368	3,004	2,672	4,533	5,443
Spain	86	59	127	122	246	6,841	1,835	7,027	7,128	12,360
United States of America— Via Atlantic Coast	3,647	1,376	1,928	1,262	1,053	1,31,526	4,333	62,654	41,936	52,524
" Pacific "	—	—	8	—	—	—	—	887	—	—
Other Foreign Countries	187	128	197	171	155	11,423	1,234	9,899	12,296	12,041
TOTAL FOREIGN COUNTRIES	12,234	4,520	4,615	3,422	3,661	9,52,431	2,40,400	2,06,785	1,68,689	2,22,911
Share of Bengal	3,783	2,508	1,986	1,504	1,631	4,01,362	1,68,471	1,43,911	1,22,371	1,00,304
" Bombay	3,477	7,145	7,677	—	5,822	7,43,030	6,82,622	6,08,616	4,74,333	6,28,438
" Sind	18,685	7,864	2,816	2,746	1,832	10,33,934	3,300,228	1,79,359	1,88,279	1,07,780
" Madras	809	429	—	486	148	22,387	3,127	—	11,398	9,085
" Burma	5,460	1,334	564	673	535	2,53,762	7,469	36,326	48,012	40,353
TOTAL	38,194	19,274	12,898	10,035	10,018	24,66,525	11,76,997	9,81,176	6,44,777	8,69,102
Parts of Firearms (III. B)—										
United Kingdom (including Channel Islands)	—	—	—	—	—	49,142	137	11,692	6,292	7,208
Other British Possessions	—	—	—	—	—	305	57	6	62	—
TOTAL BRITISH EMPIRE	—	—	—	—	—	49,447	194	11,698	6,454	7,208
Belgium	—	—	—	—	—	258	22	—	15	5,082
Other Foreign Countries	—	—	—	—	—	3,019	847	1,811	1,129	2,050
TOTAL FOREIGN COUNTRIES	—	—	—	—	—	3,277	869	1,817	1,144	7,082
Share of Bengal	—	—	—	—	—	31,971	9,346	7,131	761	7,911
" Bombay	—	—	—	—	—	7,373	3,112	3,967	5,747	5,317
" Sind	—	—	—	—	—	3,187	836	276	292	77
" Madras	—	—	—	—	—	317	88	311	178	—
" Burma	—	—	—	—	—	4,154	762	1,928	686	985
TOTAL	—	—	—	—	—	46,802	14,031	12,015	7,608	14,290

No. 10—continued

ARTICLES, AND COUNTRIES OF CONSIGNMENT, ALSO SHARE OF EACH PROVINCE	QUANTITY					VALUE				
	1931-32	1932-33	1933-34	1934-35	1935-36	1931-32	1932-33	1933-34	1934-35	1935-36
Arms, Ammunition and Military stores—continued						R	R	R	R	R
Firearms and parts thereof—continued										
Total value of Firearms and parts thereof—										
United Kingdom (including Channel Islands)	—	—	—	—	—	19,38,562	9,57,485	7,41,069	6,65,260	6,24,067
Ceylon (excluding Maldives)	—	—	—	—	—	8,597	7,262	6,547	2,510	1,742
Straits Settlements	—	—	—	—	—	8,025	5,908	844	1,561	6,517
Kenya Colony	—	—	—	—	—	4,147	8,249	31,289	4,282	6,116
Commonwealth of Australia	—	—	—	—	—	2,471	3,230	4,032	5,273	9,277
Other British Possessions	—	—	—	—	—	889	1,115	1,810	3,656	5,710
TOTAL BRITISH EMPIRE	—	—	—	—	—	19,57,631	9,83,259	7,86,438	6,82,642	6,58,429
Germany	—	—	—	—	—	2,67,451	71,228	93,939	66,358	95,641
Belgium	—	—	—	—	—	1,15,215	64,710	40,621	86,971	54,294
France	—	—	—	—	—	22,408	9,604	2,672	4,533	2,443
Spain	—	—	—	—	—	6,841	3,885	7,030	7,188	12,380
United States of America—										
Via Atlantic Coast	—	—	—	—	—	1,82,363	48,802	53,134	42,424	52,724
" Pacific "	—	—	—	—	—	—	—	267	—	—
Other Foreign Countries	—	—	—	—	—	11,423	9,230	9,939	12,409	12,541
TOTAL FOREIGN COUNTRIES	—	—	—	—	—	5,55,096	2,07,469	2,07,602	1,69,823	2,30,023
Share of Bengal	—	—	—	—	—	4,32,533	1,77,820	1,51,042	1,23,032	1,68,274
" Bombay	—	—	—	—	—	7,51,053	5,85,634	6,06,619	4,80,570	5,33,399
" Sind	—	—	—	—	—	10,37,121	3,36,368	1,79,633	1,82,571	1,30,857
" Madras	—	—	—	—	—	34,704	18,336	19,349	11,564	9,065
" Burma	—	—	—	—	—	2,57,916	72,631	37,454	43,638	41,267
TOTAL	—	—	—	—	—	25,13,327	11,90,722	9,94,090	8,52,375	9,83,452
Gunpowder, Black (III. B)	Lbs.	Lbs.	Lbs.	Lbs.	Lbs.					
United Kingdom (including Channel Islands)	55,400	76,025	76,455	60,475	128,535	45,687	53,984	51,028	40,757	71,215
Belgium	—	—	10,125	3,050	—	—	—	8,806	2,027	—
Other Foreign Countries	400	—	—	—	448	472	—	—	—	117
TOTAL FOREIGN COUNTRIES	400	—	10,125	3,050	448	472	—	8,806	2,027	117
Share of Bengal	21,306	19,875	17,300	33,625	42,995	21,255	30,370	18,361	19,420	26,468
" Bombay	24,625	50,450	72,300	36,100	73,625	18,017	39,654	38,331	21,390	38,979
" Sind	4,800	3,650	2,600	—	—	3,026	2,651	1,490	—	—
" Madras	4,625	2,050	2,880	3,800	11,733	3,057	1,309	1,762	1,974	5,734
" Burma	650	—	—	—	260	804	—	—	—	101
TOTAL	55,800	76,025	95,580	68,625	128,533	46,159	53,984	59,834	42,781	71,332
Gunpowder, Smokeless (III. B)	Lbs.	Lbs.	Lbs.	Lbs.	Lbs.					
United Kingdom (including Channel Islands)	13,930	4,720	6,115	6,020	8,375	24,748	11,314	15,475	9,652	18,751
Share of Bengal	2,580	1,885	5,455	5,330	3,150	19,600	5,693	14,368	8,183	17,777
" Bombay	325	800	335	475	200	1,391	3,553	636	1,232	873
" Sind	5,000	1,000	—	—	—	3,686	1,346	—	—	—
" Madras	25	1,035	28	215	—	101	722	101	227	—
" Burma	—	—	300	—	25	—	—	470	—	101
TOTAL	13,930	4,720	6,115	6,020	8,375	24,748	11,314	15,475	9,652	18,751

GENERAL IMPORTS

(42)

No. 10 -continued

ARTICLES, AND COUNTRIES OF CONSIGNMENT; ALSO SHARE OF EACH PROVINCE	QUANTITY					VALUE				
	1931-32	1932-33	1933-34	1934-35	1935-36	1931-32	1932-33	1933-34	1934-35	1935-36
Arms, Ammunition and Military stores—concluded										
<i>Gunpowder, others (III. B)—</i>										
United Kingdom (including Channel Islands)	Lbs.	Lbs.	Lbs.	Lbs.	Lbs.	R	R	R	R	R
Share of Bengal	2,726	5,830	4,975	13,155	100	1,759	3,430	3,075	3,127	63
„ Sind	..	15	136	40	73
„ Madras	..	3,000	1,684
TOTAL	2,726	2,815	4,850	13,155	100	1,753	3,706	3,002	3,227	63
Other sorts of arms, etc. (III. B)—										
United Kingdom (including Channel Islands)	—	—	—	—	—	2,26,561	1,12,261	1,02,788	1,08,774	1,10,756
Other British Possessions	—	—	—	—	—	2,066	463	836	2,302	815
TOTAL BRITISH EMPIRE	—	—	—	—	—	2,28,627	1,12,724	1,03,624	1,08,076	1,11,571
Germany	—	—	—	—	—	12,377	8,435	11,308	9,002	6,761
United States of America—										
Via Atlantic Coast	—	—	—	—	—	1,083	678	462	2,082	3,10,016
„ Pacific „	—	—	—	—	—	1	..	159
Other Foreign Countries	—	—	—	—	—	6,244	5,074	1,855	1,876	2,454
TOTAL FOREIGN COUNTRIES	—	—	—	—	—	19,704	14,187	13,321	12,962	3,20,390
Share of Bengal	—	—	—	—	—	1,51,920	30,841	17,005	13,316	14,536
„ Bombay	—	—	—	—	—	56,100	53,417	43,615	54,481	64,397
„ Sind	—	—	—	—	—	27,474	30,192	29,704	26,441	3,33,014
„ Madras	—	—	—	—	—	3,562	6,068	7,341	8,733	10,303
„ Burma	—	—	—	—	—	3,359	11,395	13,480	11,047	13,711
TOTAL	—	—	—	—	—	2,47,921	1,20,913	1,17,245	1,10,038	4,40,961
Total value of Arms, Ammunition and Military stores—										
United Kingdom (including Channel Islands)	—	—	—	—	—	56,90,590	27,06,593	24,86,261	24,38,399	24,84,422
Ceylon (excluding Maldives)	—	—	—	—	—	9,008	7,092	7,318	4,347	1,964
Straits Settlements	—	—	—	—	—	3,471	3,378	880	1,882	7,456
Kenya Colony	—	—	—	—	—	4,525	3,568	32,007	4,662	6,410
Commonwealth of Australia	—	—	—	—	—	1,074	1,183	1,944	3,771	9,403
Other British Possessions	—	—	—	—	—	4,707	3,383	5,523	5,671	6,372
TOTAL BRITISH EMPIRE	—	—	—	—	—	57,22,375	27,36,792	27,38,923	28,58,789	40,16,027
Poland (including Danzig)	—	—	—	—	—	644	11,059	17,712
Germany	—	—	—	—	—	4,75,102	1,82,544	2,02,418	1,76,417	2,46,246
Belgium	—	—	—	—	—	3,02,376	3,64,514	2,36,541	67,458	90,764
France	—	—	—	—	—	61,055	81,377	9,550	12,673	12,271
Spain	—	—	—	—	—	6,866	3,885	7,047	7,133	12,330
Italy (including Fiume)	—	—	—	—	—	445	320	333	5,602	374
United States of America—										
Via Atlantic Coast	—	—	—	—	—	2,65,858	85,796	1,05,830	1,20,205	4,75,668
„ Pacific „	—	—	—	—	—	268	..	165
Other Foreign Countries	—	—	—	—	—	14,349	9,964	10,547	12,285	18,966
TOTAL FOREIGN COUNTRIES	—	—	—	—	—	11,26,050	6,78,400	5,62,738	4,12,842	8,75,046
Share of Bengal	—	—	—	—	—	17,13,333	9,65,266	9,98,701	12,30,700	12,36,331
„ Bombay	—	—	—	—	—	14,58,064	10,84,608	11,32,548	10,30,628	11,94,343
„ Sind	—	—	—	—	—	22,30,637	11,83,362	5,14,438	6,52,306	3,02,366
„ Madras	—	—	—	—	—	3,03,910	7,37,729	3,35,753	3,32,806	3,73,068
„ Burma	—	—	—	—	—	6,42,531	4,41,727	5,35,101	4,35,236	7,85,165
TOTAL	—	—	—	—	—	68,48,425	44,14,112	42,90,916	42,71,574	48,91,073

No. 10—continued

ARTICLES, AND COUNTRIES OF CONSIGNMENT; ALSO SHARE OF EACH PROVINCE	QUANTITY *					VALUE				
	1931-32	1932-33	1933-34	1934-35	1935-36	1931-32	1932-33	1933-34	1934-35	1935-36
Art. works of (other than pictures) (III. U)—						B	B	B	B	B
United Kingdom (including Channel Islands)	—	—	—	—	—	94,284	29,928	40,983	88,491	95,519
Ceylon (excluding Maldives)	—	—	—	—	—	6,052	6,349	8,405	5,663	10,267
Other British Possessions	—	—	—	—	—	4,480	2,826	2,650	3,682	4,199
TOTAL BRITISH EMPIRE	—	—	—	—	—	1,04,816	39,108	52,044	47,866	1,09,985
Germany	—	—	—	—	—	7,807	7,726	11,976	9,451	7,841
France	—	—	—	—	—	56,396	57,014	7,876	11,495	40,528
Italy (including Fiume)	—	—	—	—	—	82,634	1,12,895	45,679	63,064	60,719
Egypt	—	—	—	—	—	160	—	22	2	11,001
Other Foreign Countries	—	—	—	—	—	9,002	9,050	12,815	18,379	9,384
TOTAL FOREIGN COUNTRIES	—	—	—	—	—	1,56,599	1,86,684	78,367	1,16,391	1,34,978
Share of Bengal	—	—	—	—	—	34,899	50,059	41,018	43,034	54,012
Bombay	—	—	—	—	—	1,39,863	1,44,339	69,055	83,377	1,64,081
Sind	—	—	—	—	—	62,173	14,968	9,309	20,764	21,460
Madras	—	—	—	—	—	19,316	8,379	6,317	11,758	10,449
Burma	—	—	—	—	—	25,277	2,052	4,702	4,194	6,366
TOTAL	—	—	—	—	—	2,61,417	2,25,787	1,80,411	1,64,227	2,44,963
Asbestos—			Owts.	Owts.	Owts.					
Base (II. B)—										
United Kingdom (including Channel Islands)	19	..	2,145	545	..	24,561
Union of South Africa	4,920	14,068	41,904	1,48,483
Canada—	1,056	11,448
Vid Atlantic Coast
TOTAL BRITISH EMPIRE	19	4,920	17,270	545	41,904	1,84,842
Germany	5	8	..	517
Portuguese East Africa	7,144	11,845	1,881	82,766	1,10,780	18,791
United States of America—	6,010	5,014
Vid Atlantic Coast	536	1,200
TOTAL FOREIGN COUNTRIES	7,144	11,881	3,086	82,769	1,16,740	19,822
Share of Bengal	4,929	17,419	41,904	1,78,625
Bombay	7,163	11,881	3,887	83,236	1,16,740	26,639
Madras	3
Burma	78
TOTAL	7,163	16,810	20,806	83,314	1,58,644	2,04,164
Manufactures—										
Asbestos packing (III. U)—										
United Kingdom (including Channel Islands)	—	—	—	—	—	1,91,613	2,15,261	2,08,158	1,92,188	1,74,028
Other British Possessions	—	—	—	—	—	172	285	233	107	30
TOTAL BRITISH EMPIRE	—	—	—	—	—	1,91,785	2,15,546	2,08,391	1,92,245	1,74,058
Germany	—	—	—	—	—	27,408	20,781	5,394	5,122	31,667
Belgium	—	—	—	—	—	5,856	4,003	2,080	1,752	4,208
Austria	—	—	—	—	—	4,912	6,685	2,800	1,116	42
Czechoslovakia	—	—	—	—	—	2,410	6,614	1,244	0,161	8,000
Japan	—	—	—	—	—	10,656	7,455	9,870	2,087	2,004
United States of America—	—	—	—	—	—	7,553	1,711	141	489	1,437
Vid Atlantic Coast	—	—	—	—	—	761	—	31	117	97
Pacific	—	—	—	—	—	3,380	5,307	162	1,848	—
Other Foreign Countries	—	—	—	—	—	—	—	—	—	—
TOTAL FOREIGN COUNTRIES	—	—	—	—	—	62,341	54,457	21,608	18,637	27,655
Share of Bengal	—	—	—	—	—	67,756	88,524	72,714	67,724	50,893
Bombay	—	—	—	—	—	94,497	1,01,078	82,246	71,405	63,893
Sind	—	—	—	—	—	17,019	23,398	16,849	18,256	17,369
Madras	—	—	—	—	—	21,927	21,971	19,214	16,063	14,876
Burma	—	—	—	—	—	63,637	43,039	36,871	37,439	64,644
TOTAL	—	—	—	—	—	2,54,126	2,69,908	2,24,894	2,10,882	2,01,713
Sheets, slates, etc., of asbestos cement (III. U)—			Tons	Tons	Tons					
United Kingdom (including Channel Islands)	—	—	2,096	1,208	991	—	—	3,85,089	2,20,965	1,84,034
Other British Possessions	—	—	..	6	1	—	—	40	520	188
TOTAL BRITISH EMPIRE	—	—	2,096	1,208	992	—	—	3,85,079	2,21,485	1,84,217
Belgium	—	—	2,066	2,698	372	—	—	1,88,719	2,45,780	37,345
Italy (including Fiume)	—	—	342	651	320	—	—	86,558	66,530	31,715
Yugoslavia (Kingdom of the Serbs, Croats and Slovenes)	—	—	518	1,080	561	—	—	46,549	1,00,169	49,011
Japan	—	—	34	98	69	—	—	2,367	7,337	6,770
Other Foreign Countries	—	—	79	49	11	—	—	6,887	6,982	4,833
TOTAL FOREIGN COUNTRIES	—	—	3,039	4,571	1,333	—	—	2,80,620	4,27,343	1,31,074
Share of Bengal	—	—	1,296	1,600	208	—	—	1,47,785	1,89,230	34,469
Bombay	—	—	1,476	2,033	342	—	—	1,80,477	2,41,700	1,36,165
Sind	—	—	1,088	465	535	—	—	1,60,825	53,372	62,376
Madras	—	—	839	979	143	—	—	97,659	1,06,884	17,252
Burma	—	—	438	603	689	—	—	33,963	68,143	66,645
TOTAL	—	—	5,135	5,779	2,325	—	—	6,15,669	6,48,828	3,15,891

* Separately recorded from 1933-34.

GENERAL IMPORTS

(44)

No. 10—continued

ARTICLES, AND COUNTRIES OF CONSIGNMENT; ALSO SHARE OF EACH PROVINCE	QUANTITY					VALUE				
	1931-32	1932-33	1933-34	1934-35	1935-36	1931-32	1932-33	1933-34	1934-35	1935-36
Asbestos—continued										
Manufactures—continued										
Other manufactures (III. D)—										
United Kingdom (including Channel Islands)	—	—	—	—	—	9,24,518	7,33,143	5,24,460	6,50,089	5,69,730
Canada—										
Via Atlantic Coast	—	—	—	—	—	2,723	6,668	1,190	5,048	809
Other British Possessions	—	—	—	—	—	1,784	1,200	270	905	28
TOTAL BRITISH EMPIRE	—	—	—	—	—	9,28,074	7,41,011	5,26,026	6,56,087	5,60,637
Germany	—	—	—	—	—	90,105	1,26,928	1,08,590	77,417	66,658
Netherlands	—	—	—	—	—	9,380	5,920	1,370	425	860
Belgium	—	—	—	—	—	28,582	46,537	2,051	15,640	3,129
France	—	—	—	—	—	5,374	10,537	164	1,729	—
Italy (including Fiume)	—	—	—	—	—	1,31,236	46,537	3,141	3,418	10
Austria	—	—	—	—	—	2,948	6,447	11,664	13,984	14,867
Yugoslavia (Kingdom of the Serbs, Croats and Slovenes)	—	—	—	—	—	53,518	86,314	616	3,478	391
Japan	—	—	—	—	—	459	715	10,397	8,086	4,411
United States of America—										
Via Atlantic Coast	—	—	—	—	—	23,008	19,651	30,617	34,077	37,608
Pacific	—	—	—	—	—	—	—	136	184	1,799
Other Foreign Countries	—	—	—	—	—	4,841	3,244	381	2,292	2,715
TOTAL FOREIGN COUNTRIES	—	—	—	—	—	3,69,456	3,53,438	1,69,307	1,60,725	1,32,448
Share of Bengal	—	—	—	—	—	5,12,110	3,91,238	3,24,373	3,89,932	3,39,341
Bombay	—	—	—	—	—	3,03,806	3,24,491	2,86,793	2,91,150	2,91,008
Sind	—	—	—	—	—	1,30,543	1,92,437	39,596	29,037	32,373
Madras	—	—	—	—	—	3,14,744	1,08,991	94,736	1,19,967	70,781
Burma	—	—	—	—	—	71,927	78,073	79,836	85,698	69,578
TOTAL	—	—	—	—	—	12,89,430	10,94,439	7,56,388	8,16,762	6,98,080
Total value of Asbestos manufactures—										
BRITISH EMPIRE	—	—	—	—	—	11,20,759	9,54,557	11,24,634	10,69,767	9,18,912
FOREIGN COUNTRIES	—	—	—	—	—	4,21,797	4,07,885	4,71,292	6,06,705	2,91,772
TOTAL	—	—	—	—	—	15,42,556	13,62,442	15,95,926	16,76,472	12,10,684
Baskets and Basketware (III. U)—										
United Kingdom (including Channel Islands)	—	—	—	—	—	4,000	764	11,452	1,800	1,161
Other British Possessions	—	—	—	—	—	6,215	2,910	2,322	1,151	581
TOTAL BRITISH EMPIRE	—	—	—	—	—	10,224	3,674	13,774	2,951	1,742
TOTAL FOREIGN COUNTRIES	—	—	—	—	—	6,697	3,719	2,852	2,158	2,773
Share of Bengal	—	—	—	—	—	2,768	625	1,451	1,937	1,481
Bombay	—	—	—	—	—	6,863	1,700	2,710	2,170	1,690
Sind	—	—	—	—	—	270	508	162	74	66
Madras	—	—	—	—	—	2,449	2,938	11,660	636	370
Burma	—	—	—	—	—	3,078	632	743	813	307
TOTAL	—	—	—	—	—	10,921	6,898	16,626	5,700	4,520

No. 10—continued

ARTICLES, AND COUNTRIES OF CONSIGNMENT; ALSO SHARE OF EACH PROVINCE	QUANTITY					VALUE				
	1931-32	1932-33	1933-34	1934-35	1935-36	1931-32	1932-33	1933-34	1934-35	1935-36
Belting for Machinery—						R	R	R	R	R
<i>Of Cotton (III. J)—</i>										
United Kingdom (including Channel Islands)	—	—	—	—	—	4,59,825	5,90,467	4,69,408	5,18,077	5,69,549
Other British Possessions	—	—	—	—	—	696	4,637	1,249	681	2,252
TOTAL BRITISH EMPIRE	—	—	—	—	—	4,62,491	5,95,804	4,70,652	5,18,658	5,71,801
Germany	—	—	—	—	—	49,677	32,739	17,682	12,400	12,142
Japan	—	—	—	—	—	2,664	16,018	17,039	21,636	25,739
United States of America— <i>Via Atlantic Coast</i>	—	—	—	—	—	16,391	30,988	18,815	24,948	29,076
" Pacific "	—	—	—	—	—	..	110
Other Foreign Countries	—	—	—	—	—	6,710	8,166	6,568	4,503	2,206
TOTAL FOREIGN COUNTRIES	—	—	—	—	—	76,442	88,021	60,119	68,482	69,823
<i>Share of Bengal</i>	—	—	—	—	—	2,17,145	3,25,941	2,79,230	3,13,017	3,54,732
" Bombay	—	—	—	—	—	95,900	90,119	76,886	1,11,740	95,073
" Sind	—	—	—	—	—	25,832	10,259	2,413	10,277	4,504
" Madras	—	—	—	—	—	1,23,074	1,67,072	1,02,949	30,714	1,26,898
" Burma	—	—	—	—	—	75,982	89,934	69,993	61,392	60,417
TOTAL	—	—	—	—	—	5,37,933	6,83,895	5,30,771	5,77,140	6,41,624
<i>Of Leather (III. J)—</i>										
United Kingdom (including Channel Islands)	—	—	—	—	—	15,03,724	15,54,168	13,02,511	14,09,579	14,69,831
Other British Possessions	—	—	—	—	—	1,179	1,403	902	2,212	2,200
TOTAL BRITISH EMPIRE	—	—	—	—	—	15,09,903	15,55,566	13,08,413	14,11,791	14,72,031
Germany	—	—	—	—	—	55,986	1,13,724	38,103	29,413	10,310
Netherlands	—	—	—	—	—	88,450	79,108	47,194	65,519	47,621
Belgium	—	—	—	—	—	7,333	27,326	8,503	4,499	6,748
France	—	—	—	—	—	410	4,094	2,111	9,383	23,076
Spain	—	—	—	—	—	4,774	5,881
Switzerland	—	—	—	—	—	7,831	160	5,664	1,963	6,048
Italy (including Fiume)	—	—	—	—	—	10,245	6,519	14,544	530	..
Czechoslovakia	—	—	—	—	—	10,598	11,598	9,931	14,134	2,408
Java	—	—	—	—	—	4,986	..	11,359
Japan	—	—	—	—	—	62,353	98,046	73,486	1,22,257	1,00,669
United States of America— <i>Via Atlantic Coast</i>	—	—	—	—	—	5,35,185	7,09,881	7,80,418	7,95,376	7,84,363
" Pacific "	—	—	—	—	—	..	201
Other Foreign Countries	—	—	—	—	—	7,581	2,521	3,114	28	1,254
TOTAL FOREIGN COUNTRIES	—	—	—	—	—	10,85,960	10,53,148	9,88,354	10,47,926	9,99,787
<i>Share of Bengal</i>	—	—	—	—	—	3,76,376	4,94,106	5,03,749	5,50,553	6,61,039
" Bombay	—	—	—	—	—	20,56,713	19,85,308	16,04,373	17,52,300	16,73,861
" Sind	—	—	—	—	—	14,967	14,338	13,323	53,579	11,310
" Madras	—	—	—	—	—	1,34,105	1,48,661	1,53,198	91,412	1,16,361
" Burma	—	—	—	—	—	13,202	25,801	12,019	11,863	9,307
TOTAL	—	—	—	—	—	25,05,863	26,08,714	22,86,667	24,59,717	24,71,703
<i>Of other materials (including Coir) (III. J)—</i>										
United Kingdom (including Channel Islands)	—	—	—	—	—	12,82,874	14,05,368	12,60,240	13,82,827	14,74,441
Straits Settlements	—	—	—	—	—	7,111	12,536	10,179	2,850	920
Canada— <i>Via Atlantic Coast</i>	—	—	—	—	—	8,098	14,238	2,686	17,000	14,902
" Pacific "	—	—	—	—	—	..	2,749
Other British Possessions	—	—	—	—	—	2,558	476	1,020	948	540
TOTAL BRITISH EMPIRE	—	—	—	—	—	13,00,641	14,34,897	12,66,025	14,03,185	14,90,803

ARTICLES, AND COUNTRIES OF CONSIGNMENT; ALSO SHARE OF EACH PROVINCE	QUANTITY					VALUE				
	1931-32	1932-33	1933-34	1934-35	1935-36	1931-32	1932-33	1933-34	1934-35	1935-36
						R	R	R	R	R
<i>Selling for Machinery—continued</i>										
<i>Of other materials (including</i> <i>coir) (III. J)—continued</i>										
Germany	—	—	—	—	—	2,69,878	2,96,885	1,46,240	1,14,068	2,19,417
Belgium	—	—	—	—	—	15,571	11,856	7,441	2,581	4,442
Hungary	—	—	—	—	—	600	362	2,700	8,387	11,947
Japan	—	—	—	—	—	89,955	2,13,926	2,60,741	2,20,007	4,00,690
United States of America—										
Via Atlantic Coast	—	—	—	—	—	1,49,764	78,985	52,928	92,685	77,392
" Pacific "	—	—	—	—	—	47,237	23,127	15,320	2,882	28,359
Other Foreign Countries	—	—	—	—	—	3,552	2,803	4,966	1,486	4,030
TOTAL FOREIGN COUNTRIES						6,76,876	5,52,945	4,68,243	5,42,606	7,46,877
<i>Share of Bengal</i>						<i>7,01,638</i>	<i>3,14,247</i>	<i>7,46,075</i>	<i>7,13,617</i>	<i>8,52,384</i>
" Bombay						<i>5,52,739</i>	<i>5,63,806</i>	<i>4,73,268</i>	<i>5,07,103</i>	<i>6,00,893</i>
" Sind						<i>1,62,775</i>	<i>1,61,339</i>	<i>1,42,548</i>	<i>1,77,098</i>	<i>1,71,506</i>
" Madras						<i>1,24,420</i>	<i>1,29,010</i>	<i>1,11,933</i>	<i>1,23,533</i>	<i>1,29,251</i>
" Burma						<i>3,24,587</i>	<i>3,20,080</i>	<i>3,14,493</i>	<i>4,14,048</i>	<i>3,67,346</i>
TOTAL						18,77,517	19,93,241	17,58,370	19,45,741	22,37,080
<i>Total value of Selling for</i> <i>machinery—</i>										
United Kingdom (including Channel Islands)	—	—	—	—	—	32,51,423	35,50,028	30,52,154	33,04,983	35,13,221
Straits Settlements	—	—	—	—	—	7,111	12,885	11,187	5,032	2,437
Canada—										
Via Atlantic Coast	—	—	—	—	—	8,998	13,325	2,678	17,521	17,031
" Pacific "	—	—	—	—	—	..	2,249
Other British Possessions	—	—	—	—	—	6,403	2,230	2,071	1,048	1,246
TOTAL BRITISH EMPIRE						32,73,025	35,65,767	30,69,000	33,22,584	35,34,635
Germany	—	—	—	—	—	3,75,541	3,73,248	1,06,075	1,55,831	2,41,369
Netherlands	—	—	—	—	—	88,450	79,901	47,104	65,519	51,253
Belgium	—	—	—	—	—	25,459	42,093	15,326	9,324	12,862
France	—	—	—	—	—	410	4,004	2,111	9,433	23,224
Spain	—	—	—	—	—	..	370	1,033	4,774	5,331
Switzerland	—	—	—	—	—	7,331	160	6,906	1,968	7,419
Italy (including Fiume)	—	—	—	—	—	12,344	7,763	14,544	2,734	..
Hungary	—	—	—	—	—	817	1,037	4,339	8,337	11,947
Czechoslovakia	—	—	—	—	—	12,494	12,671	10,151	14,134	2,403
Java	—	—	—	—	—	5,231	..	11,359
Japan	—	—	—	—	—	1,54,932	3,27,090	2,56,216	4,64,560	5,27,038
United States of America—										
Via Atlantic Coast	—	—	—	—	—	10,01,340	8,19,855	8,53,161	9,12,954	8,01,431
" Pacific "	—	—	—	—	—	47,237	23,433	15,320	2,882	28,359
Other Foreign Countries	—	—	—	—	—	10,373	6,379	7,611	1,464	1,327
TOTAL FOREIGN COUNTRIES						17,33,273	17,00,114	16,36,713	16,54,014	18,16,437
<i>Share of Bengal</i>						<i>12,95,957</i>	<i>16,34,304</i>	<i>15,29,056</i>	<i>15,33,197</i>	<i>19,73,155</i>
" Bombay						<i>37,06,403</i>	<i>25,84,033</i>	<i>21,64,536</i>	<i>23,71,143</i>	<i>23,65,537</i>
" Sind						<i>2,03,574</i>	<i>1,86,396</i>	<i>1,53,339</i>	<i>2,40,263</i>	<i>1,93,320</i>
" Madras						<i>3,91,009</i>	<i>4,44,743</i>	<i>3,67,439</i>	<i>3,01,709</i>	<i>3,73,100</i>
" Burma						<i>4,13,771</i>	<i>4,35,215</i>	<i>3,98,510</i>	<i>4,37,297</i>	<i>4,37,470</i>
TOTAL						50,11,313	52,85,331	46,05,808	49,32,693	53,51,072

No. 10—continued

ARTICLES, AND COUNTRIES OF CONSIGNMENT; ALSO SHARE OF EACH PROVINCE	QUANTITY					VALUE				
	1931-32	1932-33	1933-34	1934-35	1935-36	1931-32	1932-33	1933-34	1934-35	1935-36
						R	R	R	R	R
B:bbins (III. U)—										
United Kingdom (including Channel Islands)	—	—	—	—	—	23,60,477	19,16,256	18,71,658	17,84,123	18,29,382
Straits Settlements	—	—	—	—	—	6,817	..
Other British Possessions	—	—	—	—	—	..	164	..	88	10
TOTAL BRITISH EMPIRE	—	—	—	—	—	23,60,477	19,16,450	18,71,658	17,90,978	18,29,342
Finland	—	—	—	—	—	32,086	32,211	18,344	9,221	38,652
Sweden	—	—	—	—	—	2,062	1,068	8,305	10,801	14,311
Germany	—	—	—	—	—	2,74,808	3,78,711	2,85,240	2,41,747	3,37,382
France	—	—	—	—	—	55,973	4,988	42	..	1,446
Spain	—	—	—	—	—	9,058	9,251	2,537	26,230	22,410
Portugal (including Azores and Madeira)	—	—	—	—	—	6,260	..
Switzerland	—	—	—	—	—	60	6,631	304	570	3,509
Italy (including Fiume)	—	—	—	—	—	46,620	13,400	14,034	2,598	5,923
Austria	—	—	—	—	—	23,025	10,172	9,209	2,097	3,757
Czechoslovakia	—	—	—	—	—	7,780	635	..	74	..
Japan	—	—	—	—	—	2,64,398	4,74,532	5,20,618	7,78,880	7,94,275
United States of America—										
Via Atlantic Coast	—	—	—	—	—	13,528	140	318
Other Foreign Countries	—	—	—	—	—	518	3,696	..	6,044	2,104
TOTAL FOREIGN COUNTRIES	—	—	—	—	—	8,30,573	9,40,890	8,59,233	10,84,162	12,74,137
Share of Bengal	—	—	—	—	—	3,54,121	3,41,422	3,46,454	3,56,531	5,67,998
" Bombay	—	—	—	—	—	27,23,264	23,93,780	16,48,218	23,05,321	22,54,687
" Sind	—	—	—	—	—	2,533
" Madras	—	—	—	—	—	1,13,665	1,22,193	2,36,214	2,10,616	2,78,261
" Burma	—	—	—	—	—	547	..
TOTAL	—	—	—	—	—	31,91,050	28,57,340	22,30,886	28,75,135	31,03,479
Books, printed, and printed matter (not being stationery), including maps and charts (III. U)—	Owts.	Owts.	Owts.	Owts.	Owts.					
United Kingdom (including Channel Islands)	23,638	21,220	23,420	26,102	26,041	43,59,261	38,96,412	41,90,055	43,78,353	44,46,270
Ceylon (excluding Maldives)	233	365	391	168	223	38,771	25,294	18,382	13,045	20,648
Straits Settlements	236	240	179	315	572	23,052	16,331	11,371	17,407	26,412
Hongkong	74	61	71	265	142	5,677	5,856	4,164	12,644	6,579
Canada—										
Via Atlantic Coast	42	68	26	69	160	8,108	12,124	5,638	9,984	18,911
" Pacific "	2	1	5	108	300	547	79	60
Commonwealth of Australia	50	48	33	47	30	8,232	8,482	18,641	6,021	4,202
Other British Possessions	65	36	27	56	49	8,513	5,223	2,693	5,052	5,723
TOTAL BRITISH EMPIRE	24,896	22,104	24,202	27,022	27,217	44,51,717	39,09,977	42,44,951	44,42,535	45,28,305
Sweden	36	30	56	35	31	3,445	3,761	8,063	4,227	3,552
Germany	1,493	1,173	1,000	1,127	1,218	1,78,333	1,18,331	1,18,403	1,15,234	1,14,912
Netherlands	207	147	113	313	147	25,865	11,877	20,265	22,712	16,365
Belgium	104	249	301	109	168	14,452	20,769	38,334	12,538	20,940
France	332	302	403	336	329	45,278	34,567	42,171	35,234	33,314
Switzerland	57	9	9	52	54	8,129	2,978	2,043	10,378	9,333
Italy (including Fiume)	92	103	31	113	74	10,261	15,569	7,779	9,752	7,641

GENERAL IMPORTS

No. 10—continued

ARTICLES, AND COUNTRIES OF CONSIGNMENT; ALSO SHARE OF EACH PROVINCE	QUANTITY					VALUE				
	1931-32	1932-33	1933-34	1934-35	1935-36	1931-32	1932-33	1933-34	1934-35	1935-36
Books, printed, and printed matter (not being stationary), including maps and charts (III. U)—continued										
	Owts.	Owts.	Owts.	Owts.	Owts.	B	B	B	B	B
Japan	251	233	423	520	529	19,761	18,088	32,597	24,065	38,359
China (exclusive of Hongkong and Macao)	183	153	199	230	198	16,181	9,652	14,854	13,818	12,982
Egypt	145	321	264	295	314	16,973	29,935	23,753	43,936	49,134
United States of America—										
<i>Via Atlantic Coast</i>	3,200	2,339	2,500	2,318	3,573	5,10,731	3,75,168	3,59,503	4,17,930	4,59,445
<i>" Pacific "</i>	52	39	52	72	141	20,910	6,127	9,970	9,372	13,941
Other Foreign Countries	169	100	98	236	131	16,402	10,513	9,133	16,632	16,575
TOTAL FOREIGN COUNTRIES	6,371	5,252	5,609	6,656	7,087	8,36,716	6,67,700	6,97,533	7,45,923	8,02,457
<i>Share of Bengal</i>	10,552	9,701	10,073	11,119	10,404	21,13,502	17,73,972	18,35,236	19,54,171	20,51,816
<i>" Bombay</i>	13,193	11,395	12,541	14,372	15,355	20,44,074	18,95,192	20,22,116	21,73,971	23,34,413
<i>" Sind</i>	332	316	364	1,037	1,090	1,33,146	1,56,154	1,51,967	1,67,159	1,53,965
<i>" Madras</i>	4,064	3,727	4,436	4,967	4,661	7,72,030	5,19,136	6,59,539	7,09,171	6,51,331
<i>" Burma</i>	2,070	1,717	1,397	2,223	2,314	2,45,631	1,92,167	2,13,667	1,93,991	2,34,272
TOTAL	30,767	27,356	29,811	33,678	34,254	53,33,433	46,37,677	49,32,514	51,88,468	53,31,262
Books and Shoes—										
<i>All leather (III. A)—</i>	Pairs	Pairs	Pairs	Pairs	Pairs					
United Kingdom (including Channel Islands)	108,903	107,156	101,303	111,069	110,324	5,92,659	5,32,566	5,25,744	5,36,772	5,50,509
Ceylon (excluding Maldives)	690	1,033	2,331	445	304	1,496	1,903	9,326	790	335
Straits Settlements	2,931	2,326	2,055	1,783	1,912	5,272	3,335	4,233	3,775	3,975
Other British Possessions	2,001	1,393	1,407	1,033	1,277	4,057	2,266	2,422	1,531	1,222
TOTAL BRITISH EMPIRE	114,525	111,918	107,046	114,340	113,817	6,03,484	5,40,500	5,41,780	5,41,868	5,56,541
Germany	7,211	21,618	22,677	3,273	4,570	33,973	78,171	85,173	19,332	30,746
Belgium	1,075	1,399	86	115	215	4,764	7,115	280	367	2,032
France	540	351	243	509	419	3,200	6,537	1,334	5,754	4,205
Switzerland	327	755	61	330	456	3,214	7,676	323	2,769	4,214
Italy (including Fiume)	70,348	173,061	51,354	4,394	213	2,33,400	4,64,373	1,46,392	14,039	1,484
Austria	4,130	2,245	454	2,139	1,779	31,932	20,567	1,315	15,767	12,731
Czechoslovakia	37,999	96,364	140,361	212,207	233,992	1,33,413	2,31,430	4,04,339	5,33,692	6,00,190
Iraq	123	134	3,523	135	293	309	206	6,203	172	253
Japan	1,560	14,316	21,264	12,645	12,393	2,323	10,391	24,163	17,734	15,716
United States of America—										
<i>Via Atlantic Coast</i>	3,246	175	37	377	361	5,370	1,716	673	1,970	2,143
<i>" Pacific "</i>		10	7	0	0		46	16	42	35
Other Foreign Countries	2,333	1,564	763	1,065	1,222	6,234	2,731	1,235	1,266	2,142
TOTAL FOREIGN COUNTRIES	129,547	312,992	241,390	237,333	255,932	5,03,263	6,31,509	6,73,371	6,63,404	6,66,016
<i>Share of Bengal</i>	33,069	254,953	193,101	161,101	177,324	3,02,365	7,35,434	5,32,310	4,65,190	4,39,933
<i>" Bombay</i>	39,523	104,761	94,303	121,169	119,705	4,40,461	3,33,361	3,33,463	4,15,123	3,99,323
<i>" Sind</i>	13,973	11,265	15,394	10,664	22,903	33,051	53,004	59,419	74,333	37,152
<i>" Madras</i>	6,447	6,333	9,513	10,125	4,522	32,600	21,130	22,377	26,423	16,790
<i>" Burma</i>	46,055	47,933	36,325	42,614	45,390	2,39,735	2,32,540	1,39,373	2,14,143	2,33,346
TOTAL	244,072	424,010	349,036	351,678	369,749	11,03,762	14,22,039	12,15,051	12,05,263	12,22,557

No. 10—continued

ARTICLES, AND COUNTRIES OF CONSIGNMENT; ALSO SHARE OF EACH PROVINCE	QUANTITY					VALUE				
	1931-32	1932-33	1933-34	1934-35	1935-36	1931-32	1932-33	1933-34	1934-35	1935-36
Boots and Shoes—continued						R	R	R	R	R
Rubber soled—										
With canvas uppers (III. A)—	P	Pairs	Pairs	Pairs	Pairs					
United Kingdom (including Channel Islands)	19,861	9,211	10,791	15,788	11,180	18,297	14,859	14,189	32,210	21,414
Straits Settlements	115,294	46,124	38,272	17	238	72,907	25,964	16,248	14	141
Other British Possessions	6,552	3,768	3,310	1,217	1,423	5,520	3,791	2,918	2,439	966
TOTAL BRITISH EMPIRE	141,707	59,103	52,373	17,022	12,841	96,724	44,614	33,355	34,663	22,521
Germany	54,189	68,613	20,320	1,634	211	30,149	30,625	9,045	2,564	477
Italy (including Fiume)	161,293	69,262	8,121	196	120	1,03,436	60,798	8,168	296	193
Czechoslovakia	7,979	137,014	22,301	44,354	70,654	10,768	79,195	26,872	54,441	85,527
Japan	6,051,116	6,076,585	5,815,879	2,740,629	1,963,232	35,82,717	28,03,949	23,27,085	15,24,808	11,49,936
China (exclusive of Hong- kong and Macao)	13,656	44	298	174,956	543	8,950	50	115	89,952	746
United States of America—										
VIA Atlantic Coast	3,538	1,491	864	945	1,767	13,274	3,297	2,470	3,433	5,321
Other Foreign Countries	1,963	2,171	6	49	103	1,540	2,355	11	25	139
TOTAL FOREIGN COUNTRIES	6,293,789	6,355,180	5,863,589	2,962,713	2,036,640	40,55,329	29,35,259	23,73,766	16,75,514	12,42,341
Share of Bengal	3,453,394	3,221,292	3,427,134	1,533,392	1,053,092	21,36,112	14,66,007	16,43,373	3,31,314	6,13,262
" Bombay	1,333,321	1,235,475	319,116	33,230	64,675	3,61,333	5,58,950	3,51,394	66,869	72,959
" Sind	414,335	255,633	246,733	129,335	66,730	2,65,091	1,17,739	1,09,197	66,637	35,216
" Madras	159,361	140,200	166,116	56,174	33,327	1,12,342	65,249	78,999	36,443	24,658
" Burma	1,023,525	1,511,633	1,301,763	1,172,564	842,312	7,77,670	3,33,938	6,34,153	6,56,402	5,13,220
TOTAL	6,435,496	6,414,233	5,920,962	2,979,735	2,049,526	41,52,553	30,29,333	29,07,121	17,10,177	12,65,363
With uppers of leather or other materials (III. A)—										
TOTAL BRITISH EMPIRE	1,247	335	1,257	746	1,202	2,129	3,167	2,012	1,739	3,395
Czechoslovakia		35,054		340	16,314				374	40,359
Japan	129,714	6	102,431	155,649	5,417	63,686	23,723	75,745	33,266	5,499
Other Foreign Countries	721		52	238	154	431	8	161	1,213	323
TOTAL FOREIGN COUNTRIES	130,485	35,060	102,483	156,227	22,385	69,167	23,731	75,906	39,363	46,186
Share of Bengal	124,713	6,252	74,323	143,090	17,347	65,141	7,054	55,945	33,270	33,553
" Bombay	3,240	22,530	13,356	2,443	4,732	1,713	15,653	11,074	2,393	7,223
" Sind	1,024	535	1,133	143		1,636	1,399	1,345	403	
" Madras	759	1,197	60	746	37	977	764	23	1,793	372
" Burma	1,040	5,331	9,312	5,547	1,431	1,730	3,033	9,522	3,913	3,713
TOTAL	131,682	35,945	103,743	156,973	23,537	71,396	30,398	77,913	41,592	49,381

No. 10—continued

ARTICLES, AND COUNTRIES OF CONSIGNMENT; ALSO SHARE OF EACH PROVINCE	QUANTITY					VALUE				
	1931-32	1932-33	1933-34	1934-35	1935-36	1931-32	1932-33	1933-34	1934-35	1935-36
Boots and Shoes—concluded						R	R	R	R	R
<i>Total of Boots and Shoes—contd.</i>	Pairs	Pairs	Pairs	Pairs	Pairs					
Germany	68,932	98,085	46,968	6,559	6,711	74,165	1,14,250	99,245	26,008	25,104
Belgium	1,607	2,173	510	241	547	6,688	8,345	2,709	807	4,167
France	1,533	1,487	261	932	472	17,092	9,982	1,955	6,239	4,695
Switzerland	1,505	1,069	355	626	786	9,328	10,624	2,408	4,528	7,040
Italy (including Fiume)	280,824	344,172	71,296	6,788	419	4,40,204	7,10,495	1,78,241	16,526	1,507
Austria	6,512	2,527	454	2,249	1,984	34,262	21,161	1,815	15,820	13,696
Czechoslovakia	63,036	268,462	376,994	234,161	350,624	2,36,422	4,64,157	5,94,472	7,06,152	8,00,153
Iraq	485	233	10,797	211	238	921	359	8,639	193	235
Japan	6,734,243	6,691,700	6,619,651	3,619,671	2,376,678	48,72,498	31,56,682	32,41,033	19,79,895	13,71,154
China (exclusive of Hong- kong and Macao)	24,679	2,345	1,947	176,381	3,355	17,337	2,772	1,717	91,642	3,372
United States of America— Via Atlantic Coast	7,161	1,674	960	1,735	2,323	10,313	10,047	2,173	7,000	8,455
„ Pacific „	11	7	9	9	..	48	16	42	35
Other Foreign Countries	390	3,094	570	2,357	9,212	4,207	3,341	994	1,333	5,934
TOTAL FOREIGN COUNTRIES	9,185,907	7,611,942	7,129,640	4,102,470	2,753,508	57,92,377	45,12,743	41,31,417	23,56,240	22,45,197
<i>Share of Bengal</i>	<i>5,022,635</i>	<i>4,187,149</i>	<i>4,531,773</i>	<i>3,533,915</i>	<i>1,609,176</i>	<i>31,29,303</i>	<i>26,70,441</i>	<i>27,64,356</i>	<i>17,68,332</i>	<i>12,62,654</i>
„ Bombay	2,148,344	1,567,335	977,862	252,684	215,711	15,78,339	11,13,333	7,53,616	5,37,424	5,40,966
„ Sind	476,170	273,933	273,536	157,930	113,723	3,76,916	1,32,700	1,39,737	1,48,334	1,49,065
„ Madras	279,579	169,341	304,046	123,325	45,666	1,92,738	1,00,320	1,39,943	1,14,005	47,111
„ Burma	1,632,374	1,632,762	1,270,920	1,193,664	923,918	12,14,760	11,09,635	8,97,334	9,11,093	7,94,435
TOTAL	9,489,652	7,881,520	7,313,246	4,256,468	2,906,192	64,92,641	51,77,044	47,50,681	34,77,173	28,73,281
Brushes and Fibre for brushes and brooms (II. B)—	Cwts.	Cwts.	Cwts.	Cwts.	Cwts.					
United Kingdom (including Channel Islands)	175	177	13	96	31	7,755	9,106	2,013	6,324	5,047
Other British Possessions	46	63	105	30	163	670	1,131	779	947	1,566
TOTAL BRITISH EMPIRE	221	245	119	126	199	8,425	10,237	2,692	7,271	6,613
TOTAL FOREIGN COUNTRIES	79	71	49	93	62	3,125	3,316	3,074	5,153	5,325
<i>Share of Bengal</i>	<i>149</i>	<i>166</i>	<i>104</i>	<i>101</i>	<i>120</i>	<i>5,146</i>	<i>7,377</i>	<i>3,469</i>	<i>7,325</i>	<i>4,932</i>
„ Bombay	137	99	43	63	132	5,396	4,947	3,451	4,720	6,610
„ Sind	14	31	31	16	9	503	779	336	534	393
TOTAL	300	316	168	274	261	11,550	13,603	6,766	12,929	11,933
Brushes and Brooms—										
Brushes—										
Paint and varnish brushes (III. U)—	Dozens	Dozens	Dozens	Dozens	Dozens					
United Kingdom (including Channel Islands)	19,130	25,654	23,733	28,021	23,307	1,14,427	1,24,133	1,21,478	1,67,965	2,07,223
Other British Possessions	120	64	1	5	35	302	161	4	6	400
TOTAL BRITISH EMPIRE	19,300	25,618	23,734	28,026	23,342	1,15,029	1,24,314	1,21,482	1,68,013	2,07,623

GENERAL IMPORTS

No. 10—continued.

ARTICLES, AND COUNTRIES OF CONSIGNMENT; ALSO SHARE OF EACH PROVINCE	QUANTITY					VALUE				
	1931-32	1932-33	1933-34	1934-35	1935-36	1931-32	1932-33	1933-34	1934-35	1935-36
Brushes and Brooms—continued										
Brushes—continued										
Paint and varnish brushes (III. U)—continued	Dozens	Dozens	Dozens	Dozens	Dozens					
Germany	31,764	52,593	39,193	38,357	64,772	63,934	82,934	66,370	69,849	95,313
Italy (including Fiume)	8,270	1,097	1,435	2,573	1,004	9,856	1,866	1,394	2,051	454
Austria	3,097	4,042	5,405	1,844	1,317	6,510	4,559	6,786	2,949	2,311
Japan	513	13,535	10,431	2,308	30,601	372	1,602	1,376	1,553	5,137
Other Foreign Countries	24	104	105	1,200	424	144	648	646	187	33
TOTAL FOREIGN COUNTRIES	38,677	71,371	56,618	46,732	86,019	81,316	92,659	77,572	76,089	1,08,303
Share of Bengal	6,135	24,973	19,351	15,936	19,343	43,359	59,037	62,110	95,760	74,299
" Bombay	32,069	29,547	20,433	23,240	44,724	65,229	61,001	49,727	57,027	1,31,617
" Sind	15,692	21,256	22,720	17,933	21,717	40,303	32,732	44,667	44,374	35,442
" Madras	19,497	16,772	12,037	13,321	13,923	32,134	32,136	27,691	36,232	55,715
" Burma	3,534	5,440	5,771	2,225	6,103	14,170	11,977	14,359	11,339	12,367
TOTAL	57,977	96,989	80,372	74,808	126,360	1,06,345	2,16,973	1,99,054	2,44,102	3,10,031
Toilet Brushes (III. U)—										
United Kingdom (including Channel Islands)	Dozens	Dozens	Dozens	Dozens	Dozens					
Other British Possessions	7,547	22,507	26,632	56,933	62,326	47,608	1,12,056	1,42,537	2,40,977	2,79,253
Other British Possessions	7,422	8,562	2,136	12,370	5,631	2,701	5,251	2,333	5,357	5,663
TOTAL BRITISH EMPIRE	14,969	31,069	28,768	69,303	68,457	51,309	1,18,207	1,44,920	2,46,334	2,84,916
Germany	60,361	96,574	56,054	55,492	72,932	1,17,490	2,08,604	1,19,359	33,743	1,17,272
Japan	94,397	267,336	112,255	229,033	231,177	53,223	1,21,336	57,523	1,05,714	1,08,315
United States of America—										
Via Atlantic Coast	23,152	33,934	20,905	26,413	14,433	1,71,612	2,51,153	1,16,133	1,53,666	96,223
" Pacific "	"	"	"	"	"	"	"	"	"	5
Other Foreign Countries	9,926	2,647	1,794	806	2,255	9,374	9,017	4,593	1,322	3,174
TOTAL FOREIGN COUNTRIES	185,336	402,098	191,008	312,796	320,480	2,51,734	5,90,235	2,98,123	3,49,960	3,24,904
Share of Bengal	60,020	127,337	32,955	195,795	103,617	1,06,510	2,36,522	1,11,507	1,91,392	1,30,503
" Bombay	95,527	129,731	70,309	33,911	149,133	1,59,355	2,44,641	1,76,656	2,05,255	2,72,317
" Sind	16,692	45,966	13,333	22,337	42,319	61,503	1,09,933	69,745	92,349	92,333
" Madras	2,437	12,273	10,504	16,744	16,972	33,069	56,110	40,630	55,434	54,305
" Burma	13,379	51,375	37,625	56,417	73,346	37,101	61,226	44,410	51,444	54,032
TOTAL	200,305	433,162	220,875	382,104	389,937	4,03,042	7,03,492	4,43,046	5,96,784	6,09,910
Other Brushes (III. U)—										
United Kingdom (including Channel Islands)	Dozens	Dozens	Dozens	Dozens	Dozens					
Other British Possessions	23,370	29,139	44,141	51,176	50,174	1,41,014	1,54,706	2,03,149	2,57,129	2,45,232
Other British Possessions	1,594	5,032	1,090	1,100	2,012	1,065	2,476	1,499	926	835
TOTAL BRITISH EMPIRE	25,464	34,221	45,237	52,276	52,186	1,42,079	1,57,272	2,04,648	2,58,055	2,46,117
Germany	22,911	42,631	56,227	47,163	37,747	46,353	62,307	92,650	73,239	62,667
Austria	4,013	6,155	3,784	4,329	2,902	4,137	4,593	2,993	4,576	1,652
Hungary	91	100	1,066	115	200	217	663	5,101	896	1,091
Japan	53,125	99,395	107,635	176,100	149,819	35,416	75,661	92,305	1,22,309	93,302
United States of America—										
Via Atlantic Coast	1,930	2,224	5,333	9,045	4,310	19,723	17,309	39,935	62,590	33,707
" Pacific "	2	"	"	1	5	4	11	"	23	30
Other Foreign Countries	5,104	3,716	4,623	2,461	2,934	11,579	3,432	12,336	6,363	4,771
TOTAL FOREIGN COUNTRIES	92,227	154,202	178,658	239,314	197,717	1,21,934	1,71,043	2,45,405	3,74,746	2,00,400

No. 10—continued

ARTICLES, AND COUNTRIES OF CONSIGNMENT; ALSO SHARE OF EACH PROVINCE	QUANTITY					VALUE				
	1931-32	1932-33	1933-34	1934-35	1935-36	1931-32	1932-33	1933-34	1934-35	1935-36
Brushes and Brooms—concluded										
Brushes—continued						R	R	R	R	R
Other brushes (III. U)— continued.	Dozens	Dozens	Dozens	Dozens	Dozens					
Share of Bengal	40,421	30,127	38,849	79,293	83,966	77,380	60,456	94,636	1,57,011	1,65,750
" Bombay	59,622	120,921	138,679	172,055	107,274	1,31,383	1,97,891	2,51,220	2,77,010	1,77,427
" Sind	2,343	10,384	13,453	12,343	32,075	15,852	32,814	36,130	32,642	46,591
" Madras	10,177	11,410	19,463	16,277	12,473	37,500	34,067	50,129	42,866	35,331
" Burma	4,623	15,171	15,446	10,523	14,010	10,549	25,037	32,338	23,378	20,213
TOTAL	117,691	188,613	223,890	291,490	249,003	2,63,613	3,28,315	4,55,053	5,32,801	4,46,517
Brooms (III. U) —										
United Kingdom (including Channel Islands)	1,428	960	1,011	4,752	1,061	10,287	10,509	9,326	14,110	12,061
Straits Settlements	78,639	53,234	48,606	54,442	61,966	16,970	14,369	14,433	14,003	14,015
Other British Possessions	2,111	1,329	1,882	1,591	3,067	4,297	2,763	3,625	3,846	3,577
TOTAL BRITISH EMPIRE	82,178	55,523	51,499	60,775	66,094	31,554	27,641	27,384	31,459	29,653
TOTAL FOREIGN COUNTRIES	308	289	3,082	685	1,508	3,161	1,499	1,560	1,276	871
Share of Bengal	113	371	447	642	500	1,776	3,132	3,223	5,828	6,357
" Bombay	1,020	126	105	173	233	4,794	920	899	1,729	930
" Sind	224	173	100	33	9	2,471	1,867	319	4,343	170
" Madras	363	554	425	3,305	375	1,619	2,254	1,746	2,985	3,159
" Burma	30,301	54,586	52,444	56,753	66,480	24,055	20,337	32,266	21,349	20,933
TOTAL	32,496	55,812	53,581	61,460	67,802	34,715	29,140	28,944	32,737	30,524
Total Brushes and Brooms—										
United Kingdom (including Channel Island)	52,025	73,210	65,587	140,827	152,368	3,13,986	4,02,414	4,81,520	6,80,181	7,43,774
Straits Settlements	79,549	53,095	49,212	55,606	63,139	18,227	10,779	14,773	14,702	14,792
Hongkong	9,961	9,677	4,077	13,366	9,022	7,796	7,303	5,930	7,755	7,592
Other British Possessions	376	448	582	514	550	612	938	1,211	1,703	2,056
TOTAL BRITISH EMPIRE	141,911	146,431	150,358	210,373	225,079	3,40,571	4,27,434	5,08,434	7,04,321	7,68,314
Germany	115,256	191,909	151,505	142,086	175,132	2,32,421	3,56,535	2,79,616	2,36,872	2,75,260
France	1,333	189	603	81	101	2,730	851	5,270	487	817
Italy (including Fiume)	7,048	2,968	4,360	3,119	1,164	13,904	6,462	5,075	4,128	912
Austria	7,444	10,714	9,636	6,406	4,864	12,284	11,373	11,031	7,906	5,215
Hungary	523	160	1,066	115	200	1,058	912	5,101	596	1,991
Czechoslovakia	2,666	1,092	1,237	1,587	2,136	7,373	7,279	3,923	1,274	1,766
Japan	153,506	330,346	230,301	407,995	401,416	89,702	1,02,779	1,51,833	2,29,599	2,09,393
United States of America — Via Atlantic Coast	25,155	36,403	26,292	35,462	19,308	1,91,953	2,69,277	1,56,263	2,16,387	1,80,200
" Pacific "	2	1	..	3	5	4	11	..	39	35
Other Foreign Countries	9,535	2,863	3,265	2,635	3,397	5,266	3,927	4,508	4,767	4,376
TOTAL FOREIGN COUNTRIES	316,548	623,045	423,861	599,489	607,723	5,57,145	8,55,456	6,22,666	7,02,103	6,29,563
Share of Bengal	106,659	243,163	141,612	221,656	210,931	2,39,525	3,59,347	2,71,528	4,49,911	3,76,306
" Bombay	178,258	279,317	230,123	279,373	321,539	3,62,310	5,04,513	4,78,493	5,41,021	5,32,642
" Sind	35,461	78,279	55,216	60,604	96,120	1,30,634	1,87,426	1,51,359	1,70,308	1,30,541
" Madras	30,629	46,950	43,479	50,647	43,733	49,372	1,14,577	1,20,196	1,37,531	1,43,070
" Burma	107,392	126,772	109,336	127,677	160,433	75,373	1,17,147	1,04,523	1,07,717	1,09,323
TOTAL	459,450	774,470	573,719	809,862	832,802	8,37,710	12,32,390	11,26,096	14,06,424	13,97,832

ARTICLES, AND COUNTRIES OF CONSIGNMENT; ALSO SHARE OF EACH PROVINCE	QUANTITY					VALUE				
	1931-32	1932-33	1933-34	1934-35	1935-36	1931-32	1932-33	1933-34	1934-35	1935-36
	Tons	Tons	Tons	Tons	Tons	₹	₹	₹	₹	₹
Building and Engineering materials other than of iron, steel or wood—										
Asphalt (II, B) —										
United Kingdom (including Channel Islands)	496	843	1,006	2,241	2,412	55,129	1,01,558	1,24,606	1,04,723	2,11,465
Aden and Dependencies	138	10,660
British West India Islands (excluding Bahamas)	730	130	60,392	11,952
Canada— Via Atlantic Coast	25	5,333
Other British Possessions	46	..	141	32	2	2,164	3	9,239	2,549	145
TOTAL BRITISH EMPIRE	1,410	973	2,074	2,273	2,414	1,25,845	1,13,512	1,09,247	1,07,272	2,11,610
Germany	514	921	85	430	5	45,205	66,105	7,851	21,166	1,009
Netherlands	7,210	1,300	2	112	17	5,69,301	93,533	168	9,930	2,564
Portugal (including Azores and Madeira)	..	122	12,245
Japan	11	62	30	6	..	743	5,250	6,612
Egypt	12,368	9,231	12,475	7,033	9,276	8,69,354	5,72,127	7,44,237	2,04,235	5,11,512
United States of America— Via Atlantic Coast	5,171	6,913	7,133	4,400	6,044	4,10,704	5,77,933	4,17,774	2,07,624	2,37,519
" Pacific "	883	2,697	7,934	2,171	9,092	90,645	2,26,827	5,14,010	1,82,422	5,79,242
Mexico	..	15,357	5,966	11,822	12,141	..	9,20,636	2,17,663	5,24,416	5,90,221
Other Foreign Countries	19	7	19	..	23	2,247	831	4,962	99	2,046
TOTAL FOREIGN COUNTRIES	20,170	27,453	28,700	26,080	27,691	19,22,062	25,01,292	20,07,408	14,24,849	20,69,719
Share of Bengal	2,794	14,262	10,215	2,674	16,063	7,02,529	16,42,942	7,42,627	5,24,251	2,27,222
" Bombay	10,049	12,162	5,276	2,020	11,614	7,72,905	2,41,194	6,21,510	4,24,225	6,20,696
" Sind	4,049	5,215	7,411	6,201	5,675	2,24,572	2,47,227	4,05,999	2,29,725	2,99,254
" Madras	2,691	2,727	4,224	2,412	2,219	2,04,098	2,02,942	2,67,095	1,29,422	1,24,500
" Burma	2,027	3,229	4,542	2,270	4,240	1,40,098	2,64,424	2,75,423	1,77,503	2,20,497
TOTAL	27,580	35,435	35,774	28,353	40,105	21,22,406	27,04,205	22,06,655	16,22,121	22,21,229
Bricks—										
Bricks (other than firebricks) (III, U) —										
United Kingdom (including Channel Islands)	18,124	24,956	22,745	2,079	472	4,720	12,336	5,652	7,219	498
Other British Possessions	2,250	312	3	166	27	1
TOTAL BRITISH EMPIRE	18,124	24,956	25,095	2,391	475	4,720	12,336	5,818	7,246	499
TOTAL FOREIGN COUNTRIES	5,360	8,006	2,762	93	5,426	884	1,238	1,755	152	1,789
Share of Bengal	5,038	12,424	6,002	266	2,224	1,227	2,242	2,192	1,175	2,222
" Bombay	360	..	4,066	521	4	272	..	1,774	1,404	5
" Sind	..	400	12	127	221	27	4,725	..
" Madras	2,250	9,622	2,250	210	3	322	1,442	1,602	104	1
" Burma	16,222	14,426	2,521	2,652	14,011	1,271
TOTAL	22,484	42,662	22,647	2,484	5,901	5,004	19,619	7,578	7,408	2,228

No. 10—continued

ARTICLES, AND COUNTRIES OF CONSIGNMENT; ALSO SHARE OF EACH PROVINCE	QUANTITY					VALUE				
	1931-32	1932-33	1933-34	1934-35	1935-36	1931-32	1932-33	1933-34	1934-35	1935-36
Building and Engineering materials, other than of iron, steel or wood—continued.										
Bricks—continued.										
Firebricks (III. U)—										
	No.	No.	No.	No.	No.	Rs.	Rs.	Rs.	Rs.	Rs.
United Kingdom (including Channel Islands)	713,231	470,564	689,799	607,916	756,246	1,31,637	92,796	1,30,308	1,01,968	1,77,947
Other British Possessions	56	450	933	35	180	74	105	217	34	99
TOTAL BRITISH EMPIRE	713,287	471,014	690,732	607,951	756,426	1,32,011	92,901	1,30,525	1,01,997	1,78,046
Germany	12,684	3,374	6,265	5,056	..	2,715	7,999	3,511	6,297
Other Foreign Countries	13,964	544	8,314	1,345	11,559	6,482	149	1,312	995	1,608
TOTAL FOREIGN COUNTRIES	13,964	13,228	12,188	7,610	16,615	6,482	2,864	9,317	4,506	7,905
Share of Bengal	6,938	21,735	16,940	5,438	6,024	4,255	5,534	5,321	2,251	2,912
.. Bombay	235,000	114,709	86,827	67,379	98,024	54,305	37,142	35,216	19,435	63,019
.. Sind	12,208	2,466	11,931	25,227	44,146	3,068	514	3,430	11,302	26,992
.. Madras	60,947	50,411	60,376	13,632	86,350	12,853	5,052	12,802	5,735	20,973
.. Burma	412,158	294,371	526,546	698,327	537,997	63,487	46,923	52,533	67,730	92,055
TOTAL	727,301	484,242	702,920	615,561	778,041	1,38,493	95,765	1,39,842	1,06,503	1,85,951
Cement—										
Portland (III. U)—										
United Kingdom (including Channel Islands)	44,552	33,257	31,036	45,315	45,735	24,10,716	15,87,469	12,97,165	17,01,696	16,51,566
Ceylon (excluding Maldives).	37	233	48	48	74	2,451	9,533	2,213	2,659	2,789
Straits Settlements	160	141	63	8	4	3,103	7,302	3,412	501	217
Other British Possessions	1	10	24
TOTAL BRITISH EMPIRE	44,749	33,532	31,147	45,371	45,813	24,21,295	16,04,329	13,02,790	17,04,856	16,54,572
Norway	243	372	64	5	..	13,030	14,940	2,500	195	..
Denmark	2,136	1,762	752	86,423	66,087	22,205
Germany	1,253	772	178	67	145	55,504	34,430	7,373	2,773	3,395
Netherlands	17	..	366	1	4	720	..	3,938	40	277
Belgium	821	226	19	91	36	24,046	10,605	1,507	4,134	2,313
Italy (including Fiume)	1,340	11	83	196	39	51,606	358	3,107	5,542	2,452
Yugo-Slavia (Kingdom of the Serbs, Croats and Slovenes)	6,627	4,703	3,945	2,364	558	2,18,647	1,44,933	1,02,265	60,178	13,642
Japan	28,976	33,772	27,373	17,310	9,236	9,45,243	8,00,699	5,58,331	3,68,640	1,83,446
United States of America—										
Ft Atlantic Coast	123	61	92	42	34	14,672	3,622	3,199	3,766	7,497
" Pacific "	42	5,933
Other Foreign Countries	69	31	12	10	20	2,460	1,769	556	781	558
TOTAL FOREIGN COUNTRIES	41,647	46,710	32,334	20,595	10,123	14,29,439	10,82,448	7,15,481	4,46,099	2,19,030
Share of Bengal	11,638	13,424	10,631	9,339	7,307	4,23,273	3,52,136	3,54,070	3,16,323	2,39,174
.. Bombay	9,423	12,074	6,941	10,036	10,936	2,52,353	2,95,009	2,01,437	3,19,159	3,53,076
.. Sind	3,014	3,726	6,424	2,133	384	1,04,134	69,157	1,24,102	43,214	8,733
.. Madras	32,326	29,326	23,639	26,061	21,019	14,40,334	12,09,346	3,35,598	3,33,251	6,55,913
.. Burma	29,930	21,322	16,336	13,042	13,790	15,24,575	7,59,629	5,23,014	6,18,502	6,11,791
TOTAL	86,396	80,342	64,031	65,966	55,936	28,50,734	26,86,777	20,18,271	21,50,955	18,78,652

GENERAL IMPORTS

No. 10—continued

ARTICLES, AND COUNTRIES OF CONSIGNMENT; ALSO SHARE OF EACH PROVINCE	QUANTITY					VALUE				
	1931-32	1932-33	1933-34	1934-35	1935-36	1931-32	1932-33	1933-34	1934-35	1935-36
	Tons	Tons	Tons	Tons	Tons	Rs	Rs	Rs	Rs	Rs
Building and Engineering materials, other than of iron, steel or wood—continued										
Cement—continued										
Other kinds (III, U)—										
United Kingdom (including Channel Islands)	607	1,021	1,032	615	1,707	1,12,754	1,18,747	1,18,145	1,24,140	2,11,254
Canada—										
Via Atlantic Coast	—	10	23	20	48	—	2,572	6,821	9,220	11,254
Other British Possessions	25	26	..	1	4	1,125	1,594	182	159	72
TOTAL BRITISH EMPIRE	658	1,067	1,060	636	1,759	1,13,879	1,22,918	1,25,118	1,48,619	2,22,326
Netherlands	21	21	30	23	30	6,057	5,161	5,711	5,225	3,071
Belgium	7	19	64	70	263	1,269	1,810	3,331	7,156	18,06
France	21	169	113	27	3	5,341	11,348	7,423	1,764	60
Italy (including Fiume)	53	45	69	4	103	2,051	2,359	5,943	830	3,12
Japan	22	503	112	189	345	2,190	3,914	5,210	10,854	19,761
United States of America—										
Via Atlantic Coast	351	454	407	373	339	52,207	47,867	26,791	51,339	42,26
" Pacific "	232	..	1	..	1	21,395	..	334	107	49
Other Foreign Countries	22	10	7	21	11	4,773	2,299	1,696	2,485	1,52
TOTAL FOREIGN COUNTRIES	789	1,220	824	719	1,100	95,213	80,458	71,442	79,700	95,12
Share of Bengal	566	1,124	665	370	223	76,120	57,591	64,399	36,433	61,76
" Bombay	36	445	315	137	304	13,651	40,311	32,169	14,023	31,93
" Sind	453	452	674	773	1,022	30,414	43,519	59,317	64,634	87,31
" Madras	125	55	33	34	602	21,607	19,695	20,794	16,307	64,66
" Burma	151	203	97	39	66	43,245	49,350	30,041	39,919	23,361
TOTAL	1,421	2,287	1,884	1,355	2,859	2,10,097	2,03,366	1,96,560	2,28,319	3,18,961
Total Cement—	Tons	Tons	Tons	Tons	Tons					
United Kingdom (including Channel Islands)	45,159	24,283	32,068	45,930	47,442	25,28,470	17,06,215	14,15,810	13,35,336	18,03,42
Ceylon (excluding Maldives)	56	245	43	49	75	3,224	10,460	2,355	2,803	2,51
Straits Settlements	166	155	93	3	4	3,458	7,970	3,422	511	21
Canada—										
Via Atlantic Coast	..	10	23	20	48	..	2,572	6,821	9,220	11,25
Other British Possessions	..	1	12	24
TOTAL BRITISH EMPIRE	45,381	24,699	32,207	46,007	47,572	25,35,164	17,27,242	14,27,908	13,48,475	18,78,40
Norway	243	372	64	5	..	13,030	14,940	2,500	195	..
Denmark	2,137	1,762	753	..	1	36,600	60,087	22,406	177	43
Germany	1,273	773	133	33	153	59,261	36,425	9,045	5,031	4,98
Netherlands	33	21	399	34	34	6,777	5,161	14,649	5,265	3,95
Belgium	323	245	105	161	299	36,215	12,415	9,333	11,340	20,08
France	31	109	113	27	3	5,342	11,345	7,423	1,764	60
Italy (including Fiume)	1,393	56	151	200	142	54,637	2,917	9,043	6,372	10,53
Yugo-Slavia (Kingdom of the Serbs, Croats and Slovenes)	6,627	4,703	3,946	2,364	553	2,18,647	1,44,933	1,02,556	60,173	13,64
Japan	28,993	39,274	27,435	13,003	9,531	9,47,363	3,09,613	5,63,541	3,79,494	2,03,20
United States of America—										
Via Atlantic Coast	474	515	499	417	423	67,079	58,439	44,990	55,055	49,76
" Pacific "	274	..	1	..	1	27,373	..	334	107	49
Other Foreign Countries	70	35	12	10	20	3,303	2,071	533	731	55
TOTAL FOREIGN COUNTRIES	42,436	47,930	33,703	21,314	11,223	15,25,637	11,62,901	7,86,923	6,25,799	3,14,20
Share of Bengal	12,254	14,543	11,436	9,309	3,105	3,04,393	4,10,727	3,93,369	4,03,358	3,00,31
" Bombay	9,524	12,519	7,156	10,213	11,749	3,66,504	3,35,320	3,33,506	3,33,133	4,40,04
" Sind	3,497	4,184	7,103	2,913	1,472	1,64,543	1,14,373	1,53,419	1,07,343	95,01
" Madras	32,431	39,341	33,732	26,145	21,622	14,63,551	19,39,541	13,66,392	8,71,553	7,30,51
" Burma	30,111	22,037	16,433	13,141	16,355	15,73,330	7,99,370	5,53,055	6,53,427	6,35,04
TOTAL	87,317	82,629	65,915	67,321	58,795	40,60,321	29,90,143	22,14,331	23,74,274	21,92,31

No. 10—continued

ARTICLES, AND COUNTRIES OF CONSIGNMENT; ALSO SHARE OF EACH PROVINCE	QUANTITY					VALUE				
	1931-32	1932-33	1933-34	1934-35	1935-36	1931-32	1932-33	1933-34	1934-35	1935-36
Building and Engineering materials other than of iron, steel or wood—continued						R	R	R	R	R
<i>Chalk and lime, excluding French Chalk (III. U)—</i>	<i>Cwts.</i>	<i>Cwts.</i>	<i>Cwts.</i>	<i>Cwts.</i>	<i>Cwts.</i>					
United Kingdom (including Channel Islands)	26,488	28,921	33,847	52,085	58,470	48,229	50,283	70,854	1,06,141	1,16,156
Other British Possessions	..	31	24	..	24	..	151	77	..	119
TOTAL BRITISH EMPIRE	26,488	28,952	33,871	52,085	58,494	48,229	50,434	70,931	1,06,141	1,16,275
Germany	180	640	2,514	1,110	3,950	1,801	1,866	8,918	5,785	10,490
Belgium	2,074	920	15,071	31,894	35,858	4,289	2,387	25,506	58,250	57,645
Japan	5	25	2,706	5,817	9,091	93	228	9,497	17,669	18,645
Other Foreign Countries	3	239	1,162	1,210	1,012	8	1,481	2,570	2,372	1,700
TOTAL FOREIGN COUNTRIES	2,262	1,874	21,453	40,031	49,906	5,671	5,457	46,489	79,076	88,570
<i>Share of Bengal</i>	<i>21,804</i>	<i>25,408</i>	<i>23,409</i>	<i>43,585</i>	<i>64,671</i>	<i>33,537</i>	<i>36,566</i>	<i>57,728</i>	<i>96,622</i>	<i>1,19,553</i>
.. Bombay	1,322	1,055	10,374	23,327	25,308	3,579	3,659	21,479	43,241	44,751
.. Sind	9	28	3,303	12,305	11,581	23	416	13,764	21,315	19,104
.. Madras	456	324	1,763	2,781	2,955	2,459	1,441	6,307	8,431	8,568
.. Burma	4,659	4,107	6,075	5,818	3,855	13,363	13,781	18,242	15,678	12,369
TOTAL	28,750	30,826	55,324	92,116	108,400	58,900	55,891	1,17,420	1,85,217	2,04,845
<i>Clay (III. U)—</i>	<i>Cwts.</i>	<i>Cwts.</i>	<i>Cwts.</i>	<i>Cwts.</i>	<i>Cwts.</i>					
United Kingdom (including Channel Islands)	16,567	12,147	13,429	13,294	11,823	43,465	31,902	32,692	31,277	31,159
Canada— Via Atlantic Coast	456	5,017
Other British Possessions	..	22	..	121	13	..	107	18	270	39
TOTAL BRITISH EMPIRE	16,567	12,169	13,429	13,415	12,292	43,465	32,009	32,692	31,547	36,215
Japan	5	2	9	300	4,002	11	10	26	1,952	10,429
United States of America— Via Atlantic Coast	66	101	365	267	290	957	1,563	1,356	3,078	3,158
.. Pacific	1,094	936	100	118	..	10,634	6,362	579	869
Other Foreign Countries	129	456	263	592	300	4,019	1,264	1,464	3,601	1,607
TOTAL FOREIGN COUNTRIES	200	1,653	1,573	1,759	4,705	4,987	16,571	9,208	9,210	16,063
<i>Share of Bengal</i>	<i>399</i>	<i>3,050</i>	<i>3,065</i>	<i>2,434</i>	<i>5,979</i>	<i>1,364</i>	<i>10,934</i>	<i>12,511</i>	<i>9,103</i>	<i>24,051</i>
.. Bombay	5,323	3,145	2,761	3,462	4,767	20,103	10,933	7,476	10,815	11,752
.. Sind	2,024	508	81	212	20	4,649	5,263	172	433	150
.. Madras	2,031	1,709	1,938	1,469	955	3,518	5,718	5,991	4,690	4,443
.. Burma	6,860	6,409	7,157	7,617	5,276	15,918	15,725	15,763	15,366	11,333
TOTAL	16,767	13,822	15,002	15,174	16,997	48,452	48,590	41,813	40,757	52,278
<i>Tiles (III. U)—</i>	<i>No.</i>	<i>No.</i>	<i>No.</i>	<i>No.</i>	<i>No.</i>					
United Kingdom (including Channel Islands)	2,424,475	1,784,851	1,834,571	2,323,241	3,378,185	2,44,196	1,81,523	2,15,912	2,45,167	3,08,472
Other British Possessions	55,172	1,403	3,907	20,043	20,221	1,527	768	860	318	611
TOTAL BRITISH EMPIRE	2,479,647	1,786,254	1,838,478	2,343,284	3,398,406	2,45,723	1,82,291	2,16,792	2,45,485	3,09,083
Germany	612,991	586,696	95,333	132,041	196,742	47,187	48,044	8,485	14,437	29,993
Netherlands	339,715	95,045	18,000	2,600	11,600	20,731	7,665	1,416	292	2,353
Belgium	2,313,303	974,845	738,752	400,122	510,754	2,91,871	1,54,478	1,30,280	1,00,152	92,370
France	991,195	588,437	487,624	279,739	179,209	78,230	41,059	31,155	28,454	20,432
Italy (including Fiume)	1,791,850	1,222,375	759,255	532,215	227,355	3,62,723	4,18,019	2,66,299	1,59,190	1,93,117
Austria	69,616	2,900	2	30,000	120,040	33,338	4,084	1	2,813	10,326
Czechoslovakia	10,702	54,937	1,302	8,970	17,750	2,698	2,641	1,087	2,511	6,726
Japan	1,566,948	5,004,025	9,019,835	9,552,516	12,724,773	1,90,416	3,85,719	5,21,325	5,53,970	7,77,540
Other Foreign Countries	50	17,329	57,876	2,224	1,288	10	1,914	3,923	2,562	238
TOTAL FOREIGN COUNTRIES	7,702,370	8,547,509	11,778,479	10,941,027	14,010,511	10,27,373	10,63,618	9,64,538	8,64,431	11,33,160

GENERAL IMPORTS

(58)

No. 10—continued

ARTICLES, AND COUNTRIES OF CONSIGNMENT; ALSO SHARE OF EACH PROVINCE	QUANTITY					VALUE				
	1931-32	1932-33	1933-34	1934-35	1935-36	1931-32	1932-33	1933-34	1934-35	1935-36
	No.	No.	No.	No.	No.	R	R	R	R	R
Building and Engineering materials, other than of iron, steel or wood—continued										
Titles (III. U)—continued										
Share of Bengal	1,229,004	1,342,915	2,221,744	2,405,782	2,526,053	2,62,56 9	2,22,233	2,29,609	2,25,467	2,29,356
„ Bombay	6,422,526	6,434,065	2,270,147	2,304,264	11,375,434	6,72,977	6,62,921	6,22,620	7,05,924	5,20,062
„ Sind	658,697	1,109,705	1,391,260	672,122	1,609,063	70,279	1,12,302	1,10,002	59,201	27,124
„ Madras	1,015,225	1,042,195	732,910	567,246	1,425,137	1,20,622	1,27,774	92,020	72,520	1,06,174
„ Burma	227,295	292,222	294,205	242,271	522,225	1,29,202	54,006	49,702	45,020	60,512
TOTAL	10,122,017	10,322,762	12,616,957	12,224,211	17,417,017	12,72,006	12,45,299	11,20,925	11,09,211	14,42,242
Other kinds (III. U)—										
United Kingdom (including Channel Islands)	Cwts. 21,122	Cwts. 22,794	Cwts. 22,922	Cwts. 21,722	Cwts. 24,292	2,67,576	2,91,052	2,20,721	2,24,642	2,70,122
Ceylon (excluding Maldives).	27,619	25,644	25,265	5,257	2,641	2,202
Canada—										
Via Atlantic Coast	406	220	1,240	1,206	4,277	2,052	12,972	14,024
„ Pacific „	70	744	1,294	7,409
Other British Possessions	25,092	21,097	222	2	2	4,227	6,146	2,166	26	222
TOTAL BRITISH EMPIRE	46,244	45,297	51,025	46,772	52,212	2,72,707	2,91,421	2,42,299	2,31,290	2,95,592
Sweden	20	52	20	2,202	4,097	216	162	272	22,510	29,600
Germany	7,299	125	94	752	1,129	62,196	2,472	1,722	6,027	2,422
Belgium	1	2,221	700	224	7	24,561	2,722	1,702
Italy (including Trieste)	19,292	12,742	7,292	9,922	10,227	1,02,222	1,01,212	57,129	69,429	1,19,122
Austria	201	2,022	201	2,201	1,511	14,912	4,179	12,222
Spain	560	7,294
Japan	122	217	270	246	1,622	2,029	2,240	6,291
Egypt	4,122	7	12,222	20
United States of America—										
Via Atlantic Coast	4,641	5,222	5,222	6,272	17,427	92,229	92,212	82,227	87,424	2,21,021
„ Pacific „	2,111	2,727	2,422	2,221	5,271	19,479	26,614	20,226	25,225	52,272
Other Foreign Countries	621	2,222	712	429	641	4,161	12,227	2,224	5,017	4,224
TOTAL FOREIGN COUNTRIES	22,644	22,942	20,522	22,244	52,072	2,00,702	2,22,016	2,07,541	2,22,222	2,21,692
Share of Bengal	22,112	22,214	22,204	27,244	42,260	2,22,421	2,22,744	2,22,010	2,06,772	4,17,262
„ Bombay	7,179	7,140	2,502	10,222	12,022	62,291	1,00,772	1,04,212	1,29,291	2,27,292
„ Sind	1,120	2,124	1,222	2,029	10,292	27,721	12,222	22,497	22,622	1,22,200
„ Madras	2,297	2,212	4,292	2,292	2,299	1,17,229	92,014	54,222	41,122	22,222
„ Burma	20,114	22,274	22,424	27,102	27,222	72,727	14,229	22,422	29,292	21,029
TOTAL	22,922	22,240	21,607	22,016	102,291	6,74,410	6,74,297	5,40,240	5,22,212	9,17,222
Total value of Building and Engineering materials, other than of iron, steel or wood—										
United Kingdom (including Channel Islands)	24,12,719	22,02,272	22,22,554	22,06,071	20,70,244
Aden and Dependencies	10,660	2
Ceylon (excluding Maldives)	10,902	14,491	12,020	2,229	6,222
Straits Settlements	2,472	2,212	5,142	572	719
Canada—										
Via Atlantic Coast	6,249	12,222	22,292	21,201
„ Pacific „	1,294	7,409
British West India Islands (excluding Bahamas)	60,292	11,922
Other British Possessions	1,261	2,412	6,726	222	222
TOTAL BRITISH EMPIRE	24,12,266	22,02,197	24,22,747	22,29,422	21,22,722

No. 10—continued

ARTICLES, AND COUNTRIES OF CONSIGNMENT; ALSO SHARE OF EACH PROVINCE	QUANTITY					VALUE				
	1931-32	1932-33	1933-34	1934-35	1935-36	1931-32	1932-33	1933-34	1934-35	1935-36
Building and Engineering materials, other than of iron, steel or wood—continued						R	R	R	R	R
Total value of Building and Engineering materials, other than of iron, steel or wood—continued										
Sweden	—	—	—	—	—	3,366	1,942	906	32,750	89,600
Norway	—	—	—	—	—	13,030	14,940	2,008	195	2
Denmark	—	—	—	—	—	90,968	66,087	23,585	2,795	2,152
Germany	—	—	—	—	—	2,17,055	1,62,872	46,588	69,212	62,804
Netherlands	—	—	—	—	—	5,97,271	1,10,446	19,681	17,814	12,289
Belgium	—	—	—	—	—	3,32,414	1,93,928	1,72,255	1,64,747	1,74,075
France	—	—	—	—	—	86,328	55,738	89,019	30,924	21,310
Portugal (including Azores and Madeira)	—	—	—	—	—	—	13,245	—	—	—
Italy (including Fiume)	—	—	—	—	—	6,19,692	6,23,509	3,33,872	2,35,387	3,22,940
Austria	—	—	—	—	—	33,901	5,884	14,045	6,992	25,554
Czechoslovakia	—	—	—	—	—	3,379	3,663	1,087	2,511	7,226
Yugo-Slavia (Kingdom of the Serbs, Croats and Slovenes)	—	—	—	—	—	2,18,647	1,50,842	1,02,556	60,178	13,842
Siam	—	—	—	—	—	—	7,965	353	189	59
Japan	—	—	—	—	—	11,39,158	11,97,260	11,03,763	9,60,733	10,29,271
Egypt	—	—	—	—	—	8,83,207	5,72,127	7,44,615	3,94,230	5,11,513
United States of America— Via Atlantic Coast	—	—	—	—	—	5,79,580	7,29,258	5,56,992	4,44,453	6,63,770
„ Pacific „	—	—	—	—	—	1,37,834	3,84,075	5,61,072	2,08,399	6,35,476
Mexico	—	—	—	—	—	1,866	9,30,638	3,17,668	5,24,416	5,80,221
Other Foreign Countries	—	—	—	—	—	1,533	2,980	1,192	4,329	1,203
TOTAL FOREIGN COUNTRIES	—	—	—	—	—	48,59,724	51,26,908	40,33,152	31,50,245	41,53,107
Share of Bengal	—	—	—	—	—	16,99,641	21,32,230	18,50,881	16,22,998	20,53,713
„ Bombay	—	—	—	—	—	19,55,176	20,52,013	15,43,836	16,78,850	22,51,164
„ Sind	—	—	—	—	—	5,86,159	6,05,343	7,42,307	5,23,022	6,34,528
„ Madras	—	—	—	—	—	19,36,745	16,72,524	12,91,864	11,43,732	11,39,478
„ Burma	—	—	—	—	—	20,27,371	12,23,089	10,30,161	10,10,071	11,22,957
TOTAL	—	—	—	—	—	83,78,092	77,85,099	64,58,899	59,89,763	72,78,833
Buttons of all sorts— Metal (III. U)—										
United Kingdom (including Channel Islands)	—	—	—	—	—	68,378	59,530	1,05,246	1,03,056	1,15,436
Other British Possessions	—	—	—	—	—	74	303	54	93	390
TOTAL BRITISH EMPIRE	—	—	—	—	—	68,952	59,833	1,05,300	1,03,149	1,15,826
Germany	—	—	—	—	—	2,13,606	3,65,178	3,38,075	3,84,846	3,88,467
France	—	—	—	—	—	408	36,342	1,737	241	11
Italy (including Fiume)	—	—	—	—	—	9,646	12,180	12,926	7,280	523
Austria	—	—	—	—	—	4,009	7,902	7,281	6,292	4,486
Czechoslovakia	—	—	—	—	—	3,10,520	4,11,205	3,74,378	4,53,395	3,02,644
Japan	—	—	—	—	—	436	12,153	76,037	68,260	71,491
United States of America— Via Atlantic Coast	—	—	—	—	—	30,711	41,396	46,506	25,533	15,617
„ Pacific „	—	—	—	—	—	—	—	725	127	619
Other Foreign Countries	—	—	—	—	—	3,948	367	1,433	995	1,366
TOTAL FOREIGN COUNTRIES	—	—	—	—	—	5,72,291	8,36,723	8,49,145	9,46,879	7,85,224
Share of Bengal	—	—	—	—	—	1,51,344	2,77,300	2,32,043	2,32,674	2,57,634
„ Bombay	—	—	—	—	—	3,74,699	3,17,530	5,46,963	5,59,308	4,66,990
„ Sind	—	—	—	—	—	39,368	36,138	51,192	55,740	52,038
„ Madras	—	—	—	—	—	32,419	99,172	31,523	94,223	88,899
„ Burma	—	—	—	—	—	28,433	26,436	49,734	57,533	35,439
TOTAL	—	—	—	—	—	6,36,233	9,46,556	9,54,445	10,50,086	9,01,050

GENERAL IMPORTS

(' 60)

No. 10—continued

ARTICLES, AND COUNTRIES OF CONSIGNMENT; ALSO SHARE OF EACH PROVINCE	QUANTITY					VALUE				
	1931-32	1932-33	1933-34	1934-35	1935-36	1931-32	1932-33	1933-34	1934-35	1935-36
						₹	₹	₹	₹	₹
Buttons of all sorts—continued										
<i>Other sorts (III. U)—</i>										
United Kingdom (including Channel Islands)	—	—	—	—	—	23,209	41,832	48,246	46,342	63,233
Other British Possessions	—	—	—	—	—	489	96	878	209	4
TOTAL BRITISH EMPIRE	—	—	—	—	—	23,697	41,928	49,124	46,551	63,237
Poland (including Danzig)	—	—	—	—	—	8,168	2,616	1,360
Germany	—	—	—	—	—	56,898	58,248	60,424	95,831	1,46,166
France	—	—	—	—	—	35,481	35,058	9,033	9,058	970
Italy (including Fiume)	—	—	—	—	—	3,23,903	5,52,129	3,53,289	2,37,568	1,07,684
Czechoslovakia	—	—	—	—	—	46,656	66,894	1,00,622	1,46,979	1,38,437
Austria	—	—	—	—	—	602	223	620	1,087	8,841
Japan	—	—	—	—	—	4,23,837	7,11,556	6,04,568	10,88,068	9,29,426
United States of America—										
<i>Via Atlantic Coast.</i>	—	—	—	—	—	4,141	6,401	743	408	633
<i>" Pacific "</i>	—	—	—	—	—	..	182
Other Foreign Countries	—	—	—	—	—	3,020	3,577	1,245	5,285	4,296
TOTAL FOREIGN COUNTRIES	—	—	—	—	—	8,94,088	14,33,803	11,89,251	15,86,840	13,37,791
<i>Share of Bengal.</i>	—	—	—	—	—	3,84,166	5,98,655	3,39,603	6,14,168	6,03,394
<i>" Bombay</i>	—	—	—	—	—	3,49,903	3,81,463	3,53,435	4,35,331	3,39,799
<i>" Sind</i>	—	—	—	—	—	1,33,715	3,07,246	1,92,439	2,23,063	2,14,476
<i>" Madras</i>	—	—	—	—	—	33,808	40,360	69,531	45,680	39,964
<i>" Burma</i>	—	—	—	—	—	71,143	1,48,167	1,87,767	2,65,334	2,08,099
TOTAL	—	—	—	—	—	9,17,735	14,75,731	11,82,975	16,33,391	14,01,028
Total value of Buttons of all sorts—										
United Kingdom (including Channel Islands)	—	—	—	—	—	87,087	1,01,412	1,48,492	1,49,398	1,78,724
Other British Possessions	—	—	—	—	—	512	399	432	302	394
TOTAL BRITISH EMPIRE	—	—	—	—	—	87,609	1,01,811	1,48,924	1,49,700	1,79,118
Poland (including Danzig)	—	—	—	—	—	8,168	2,616	1,360
Germany	—	—	—	—	—	2,70,006	4,23,428	3,38,499	4,80,677	5,84,632
France	—	—	—	—	—	35,884	71,895	11,420	9,299	981
Italy (including Fiume)	—	—	—	—	—	3,38,540	5,64,309	3,66,165	2,44,848	1,08,187
Austria	—	—	—	—	—	4,611	8,125	7,901	7,329	13,327
Czechoslovakia	—	—	—	—	—	3,57,176	4,77,599	4,75,000	6,00,234	4,41,081
Japan	—	—	—	—	—	4,24,323	7,28,749	6,30,302	11,56,318	10,00,917
United States of America—										
<i>Via Atlantic Coast.</i>	—	—	—	—	—	34,852	47,797	47,248	25,941	10,250
<i>" Pacific "</i>	—	—	—	—	—	..	182	722	127	619
Other Foreign Countries	—	—	—	—	—	5,988	8,944	2,678	6,280	5,661
TOTAL FOREIGN COUNTRIES	—	—	—	—	—	14,66,869	23,20,526	19,88,396	25,88,719	21,28,016
<i>Share of Bengal.</i>	—	—	—	—	—	5,35,610	8,75,966	6,21,666	8,98,332	8,66,333
<i>" Bombay</i>	—	—	—	—	—	6,24,602	5,98,973	9,00,448	10,65,039	8,66,699
<i>" Sind</i>	—	—	—	—	—	2,13,103	3,33,374	2,43,631	2,76,308	2,66,514
<i>" Madras</i>	—	—	—	—	—	81,937	1,39,422	1,41,104	1,39,373	1,18,563
<i>" Burma</i>	—	—	—	—	—	99,636	1,71,693	3,10,491	3,23,467	2,43,533
TOTAL	—	—	—	—	—	15,58,968	24,22,337	21,37,320	26,98,419	23,02,133

No. 10—continued

ARTICLES, AND COUNTRIES OF CONSIGNMENT; ALSO SHARE OF EACH PROVINCE	QUANTITY					VALUE				
	1931-32	1932-33	1933-34	1934-35	1935-36	1931-32	1932-33	1933-34	1934-35	1935-36
Candles of all kinds (III. U)—										
United Kingdom (including Channel Islands)	Lbs. 188,504	Lbs. 156,008	Lbs. 89,411	Lbs. 16,025	Lbs. 11,720	₹ 67,719	₹ 72,149	₹ 25,182	₹ 12,432	₹ 9,515
Other British Possessions	7,549	4,708	4,171	5,612	6,054	2,180	1,794	1,804	2,097	2,549
TOTAL BRITISH EMPIRE	146,053	160,776	43,582	22,237	17,774	69,899	73,943	24,786	14,529	12,058
Germany	41,227	2,398	7,897	595	1,046	5,808	1,898	2,600	1,431	336
Belgium	63,232	61,264	25,332	28,910	20,746	19,871	13,680	8,084	7,910	7,567
Siam	70	41,302	22	11,616
Japan	98	1,322	4,748	92,499	58,294	84	301	1,344	19,618	11,272
Other Foreign Countries	99,767	10,002	10,594	3,629	4,443	17,392	3,407	4,049	1,221	1,783
TOTAL FOREIGN COUNTRIES	204,889	74,986	48,571	125,638	125,331	42,677	18,738	16,027	30,180	32,504
Share of Bengal	116,938	99,387	30,742	100,161	64,248	30,470	29,739	10,572	25,459	15,755
" Bombay	25,070	23,471	12,893	14,904	9,371	12,857	19,017	7,218	5,837	3,613
" Sind	26,880	22,162	17,337	20,393	16,111	11,575	3,313	7,822	3,197	7,036
" Madras	33,446	79,203	17,677	2,810	1,356	39,792	26,905	3,457	1,007	993
" Burma	98,110	11,869	13,554	9,302	51,519	17,972	5,300	6,944	4,189	17,250
TOTAL	350,442	235,762	92,153	147,370	143,605	1,12,576	92,679	40,813	44,709	44,652
Opium and Bhattans (II. S)—										
United Kingdom (including Channel Islands)	Cwts. 202	Cwts. 8	Cwts. 48	Cwts. 450	Cwts. 5	₹ 4,823	₹ 1,476	₹ 3,285	₹ 7,824	₹ 1,010
Straits Settlements	30,668	30,038	24,310	26,927	26,359	4,01,028	3,64,698	2,67,365	3,07,765	2,90,871
Hongkong	247	266	298	516	332	13,705	13,138	14,528	14,203	13,844
Other British Possessions	19	53	113	64	93	536	848	1,515	336	940
TOTAL BRITISH EMPIRE	31,131	30,375	24,769	27,957	26,789	4,20,092	3,80,160	2,86,698	3,30,628	3,06,665
Java	410	548	219	60	377	2,717	2,682	1,908	1,406	5,590
Celebes and other Islands	155	..	206	159	232	1,386	..	7,070	2,114	2,493
China (exclusive of Hong kong and Macao)	8	28	24	5	329	470	705	643	167	5,462
Other Foreign Countries	..	120	36	266	2	..	1,467	299	2,513	193
TOTAL FOREIGN COUNTRIES	573	696	485	499	940	4,573	4,854	10,529	6,200	13,738
Share of Bengal	3,933	4,076	3,008	4,177	4,723	65,990	81,164	54,587	77,733	74,737
" Bombay	23,320	22,571	16,164	18,753	18,450	2,58,392	2,26,425	1,46,168	1,65,502	1,65,620
" Sind	1,143	920	3,568	1,733	1,390	36,605	18,891	33,179	32,933	23,041
" Madras	3,152	1,665	1,970	2,449	2,114	42,169	23,518	31,161	33,579	39,982
" Burma	1,131	1,239	946	1,290	1,153	31,109	29,713	27,147	27,062	27,123
TOTAL	31,704	31,071	25,254	28,456	27,729	4,24,665	3,85,014	2,97,222	3,36,828	3,20,403
Opium, French (II. B)—										
United Kingdom (including Channel Islands)	Cwts. 671	Cwts. 318	Cwts. 364	Cwts. 333	Cwts. 265	₹ 6,256	₹ 3,960	₹ 4,336	₹ 4,524	₹ 3,337
Other British Possessions	1	6	..	27	3	..	70	..
TOTAL BRITISH EMPIRE	672	318	364	339	265	6,283	3,963	4,336	4,594	3,337
TOTAL FOREIGN COUNTRIES	518	390	174	153	232	2,804	2,519	1,985	1,148	1,009
Share of Bengal	350	96	90	114	90	2,378	739	1,016	1,149	966
" Bombay	634	395	214	131	47	4,017	2,849	1,337	1,649	637
" Sind	73	51	75	45	21	1,014	730	1,242	647	361
" Madras	75	37	29	154	67	1,012	1,063	1,316	1,656	1,096
" Burma	68	79	60	53	272	666	1,117	366	641	1,333
TOTAL	1,190	708	598	547	497	9,087	6,438	6,821	5,742	4,846

GENERAL IMPORTS

(62)

No. 10—continued

ARTICLES, AND COUNTRIES OF CONSIGNMENT; ALSO SHARE OF EACH PROVINCE	QUANTITY					VALUE				
	1931-32	1932-33	1933-34	1934-35	1935-36	1931-32	1932-33	1933-34	1934-35	1935-36
						R	R	R	R	R
Chemicals and chemical preparations (excluding chemical manures and medicines)—										
Acids—										
Acetic (pyroigneous acid) (III. C)—	Owts.	Owts.	Owts.	Owts.	Owts.					
United Kingdom (including Channel Islands)	1,040	981	1,016	2,341	2,282	48,160	30,219	52,735	74,178	71,408
Straits Settlements	107	42	222	154	171	3,362	1,076	6,500	5,504	5,744
Hongkong	3
TOTAL BRITISH EMPIRE	1,747	1,023	1,838	2,495	2,453	46,512	31,298	60,235	79,769	77,147
Germany	1,613	1,301	1,098	813	1,330	44,332	39,405	26,213	29,911	51,192
Netherlands	278	266	209	505	285	7,152	7,333	7,894	16,694	6,838
Switzerland	59	563	..	1,501	17,631	..
Japan	5	..	333	730	1,120	272	58	24,209	24,144	30,148
United States of America— Via Atlantic Coast	564	3,209
Other Foreign Countries	..	162	47	2	111	0	5,134	1,915	134	4,071
TOTAL FOREIGN COUNTRIES	2,619	1,728	2,102	2,603	3,206	61,556	52,430	69,321	89,514	92,274
Share of Bengal	547	330	1,039	1,161	1,323	16,159	13,354	22,421	41,351	41,491
„ Bombay	2,291	1,214	1,375	1,443	2,035	35,392	33,743	44,678	47,341	60,038
„ Sind	395	363	437	619	373	10,546	12,461	15,376	19,739	24,613
„ Madras	630	303	621	1,218	246	17,354	9,716	18,737	36,325	31,418
„ Burma	302	343	522	554	637	2,714	7,455	12,353	23,027	31,564
TOTAL	4,266	2,761	4,030	5,098	5,749	1,08,068	88,728	1,30,054	1,58,283	1,69,421
Carbolic (III. C)—	Owts.	Owts.	Owts.	Owts.	Owts.					
United Kingdom (including Channel Islands)	496	488	620	598	695	19,758	20,670	27,320	26,341	33,030
Other British Possessions	12	..	3
TOTAL BRITISH EMPIRE	496	488	620	598	695	19,758	20,670	27,332	26,341	33,033
Germany	146	21	15	16	30	7,394	1,904	2,392	2,502	2,406
Japan	63	132	195	..	13	5,437	5,573	9,923
Other Foreign Countries	6	1	22	1	2	742	74	1,239	113	343
TOTAL FOREIGN COUNTRIES	152	22	100	149	227	8,136	1,997	7,618	8,188	12,677
Share of Bengal	343	345	372	350	441	15,312	14,322	25,534	17,039	26,170
„ Bombay	165	135	223	233	307	5,843	4,147	12,333	3,709	15,339
„ Sind	31	45	91	99	103	1,625	2,143	5,423	5,322	6,346
„ Madras	34	21	20	47	30	3,550	1,743	1,164	3,360	2,516
„ Burma	75	4	9	73	21	2,164	373	971	1,133	324
TOTAL	648	460	720	747	923	27,594	22,667	45,450	34,529	50,715
Citric (III. C)—	Owts.	Owts.	Owts.	Owts.	Owts.					
United Kingdom (including Channel Islands)	299	262	337	343	665	25,356	20,329	17,251	41,589	40,966
Other British Possessions	29	1	..
TOTAL BRITISH EMPIRE	299	262	337	343	665	25,385	20,329	17,251	41,590	40,966
Germany	38	92	125	396	376	3,607	6,395	6,332	13,173	22,244
Belgium	..	36	35	91	426	..	1,813	1,325	4,456	24,031
Italy (including Fiume)	286	373	1,323	1,169	346	22,091	30,745	68,306	52,688	45,314
Czechoslovakia	144	120	6,487	7,039
Other Foreign Countries	15	20	5	1,126	1,264	249	50	34
TOTAL FOREIGN COUNTRIES	339	728	1,488	1,800	1,768	23,924	40,722	71,732	81,809	1,00,102
Share of Bengal	327	337	770	763	1,502	26,656	26,438	33,351	25,332	35,530
„ Bombay	133	456	763	1,329	474	13,308	24,030	37,303	61,707	29,272
„ Sind	49	70	140	373	397	3,459	6,323	7,390	17,350	14,333
„ Madras	13	32	133	119	197	1,695	3,307	4,533	5,733	6,196
„ Burma	60	43	24	69	103	5,433	3,404	1,546	2,723	5,783
TOTAL	638	938	1,825	2,648	2,433	51,209	61,051	89,013	1,23,309	1,41,063

No. 10—continued

ARTICLES, AND COUNTRIES OF CONSIGNMENT; ALSO SHARE OF EACH PROVINCE	QUANTITY					VALUE				
	1931-32	1932-33	1933-34	1934-35	1935-36	1931-32	1932-33	1933-34	1934-35	1935-36
Chemicals and chemical preparations (excluding chemical manures and medicines)—continued										
Acids—continued										
Hydrochloric Acid (III. C)(a)—		Owts.	Owts.	Owts.	Owts.	R	R	R	R	R
United Kingdom (including Channel Islands)	—	277	360	399	555	—	9,747	10,398	9,067	14,468
Straits Settlements	—	—	..	10
TOTAL BRITISH EMPIRE	—	277	360	399	555	—	9,747	10,408	9,067	14,468
Germany	—	137	114	60	87	—	6,691	5,685	3,404	5,365
Other Foreign Countries	—	16	137	124	241	—	940	1,409	1,612	2,716
TOTAL FOREIGN COUNTRIES	—	168	251	184	328	—	7,621	6,994	5,016	8,081
Share of Bengal	—	79	85	164	158	—	4,422	3,259	3,548	6,669
" Bombay	—	106	151	79	150	—	2,734	2,193	1,320	2,140
" Sind	—	70	59	46	53	—	3,096	2,714	2,431	2,637
" Madras	—	63	70	33	65	—	3,306	3,544	2,004	3,000
" Burma	—	112	245	261	462	—	3,760	5,692	4,380	8,503
TOTAL	—	480	611	588	883	—	17,368	17,402	14,083	22,549
Nitric (III. C)—	Owts.	Owts.	Owts.	Owts.	Owts.					
United Kingdom (including Channel Islands)	737	153	115	50	142	29,678	7,461	5,857	2,898	6,112
Other British Possessions	9	8	356	107	20
TOTAL BRITISH EMPIRE	746	161	115	50	142	29,934	7,568	5,857	2,898	6,132
Norway	3,273	1,972	3,475	3,338	..	63,964	37,694	57,850	46,937	..
Germany	6,690	376	259	536	3,340	1,22,387	13,907	8,966	10,780	51,657
Japan	12	272	86	748	..	168	2,952	1,179	8,110
Other Foreign Countries	71	21	22	9	38	1,699	1,392	735	455	1,230
TOTAL FOREIGN COUNTRIES	10,034	2,381	4,028	4,021	4,121	1,89,050	53,161	70,053	59,401	60,997
Share of Bengal	1,220	819	304	295	396	31,607	19,461	14,195	4,807	6,707
" Bombay	4,669	1,319	1,599	1,605	2,335	32,523	25,784	26,419	23,124	31,723
" Sind	315	199	341	149	208	10,313	7,520	6,570	4,073	4,988
" Madras	4,398	63	1,371	1,923	1,053	94,311	3,374	24,310	23,053	18,173
" Burma	318	142	128	99	272	7,330	5,270	4,416	3,222	5,535
TOTAL	10,780	2,542	4,143	4,071	4,263	2,17,084	60,729	75,910	62,294	67,129
Oxalic (III. C)—	Owts.	Owts.	Owts.	Owts.	Owts.					
United Kingdom (including Channel Islands)	10	21	17	13	37	449	985	977	858	1,079
Germany	559	1,256	1,681	1,261	2,399	14,703	35,550	53,990	42,974	79,197
Netherlands	548	747	743	261	1,693	14,595	24,740	24,056	8,838	53,632
Japan	475	904	89	12,018	26,126	1,211
Other Foreign Countries	50	..	20	60	..	1,610	24	732	1,958
TOTAL FOREIGN COUNTRIES	1,107	2,053	2,899	2,446	4,191	39,298	61,900	90,088	78,632	1,36,048
Share of Bengal	101	150	476	302	355	3,056	4,119	14,310	10,460	30,237
" Bombay	263	526	544	919	1,044	7,093	16,304	16,365	26,340	33,653
" Sind	438	330	311	217	1,154	11,443	17,216	23,402	6,195	35,533
" Madras	440	659	779	375	7	10,361	20,309	37,623	27,691
" Burma	319	433	326	342	300	3,149	14,414	10,973	3,403	10,564
TOTAL	1,117	2,074	2,016	2,459	4,228	29,747	62,835	91,065	79,520	1,37,727
Sulphuric (III. C)—	Owts.	Owts.	Owts.	Owts.	Owts.					
United Kingdom (including Channel Islands)	404	359	630	537	2,519	6,865	5,037	8,095	6,778	20,647
Other British Possessions	23	..	3	3	39	715	1	59	42	992
TOTAL BRITISH EMPIRE	427	359	633	540	2,558	7,580	5,038	8,154	6,820	21,639
Germany	227	269	455	500	664	6,894	3,141	10,282	7,278	9,095
Netherlands	4,641	4,575	377	211	155	30,123	29,475	3,479	1,733	1,622
Belgium	225	1,535	2,067	2,090	2,174	1,351	0,368	11,272	12,573	11,980
Other Foreign Countries	44	48	408	139	139	431	607	2,632	1,134	1,151
TOTAL FOREIGN COUNTRIES	5,137	6,427	3,305	2,990	3,129	38,804	47,591	27,665	22,318	23,848

(a) Separately recorded from 1932-33.

GENERAL IMPORTS

(64)

No. 10—continued

ARTICLES, AND COUNTRIES OF CONSIGNMENT; ALSO SHARE OF EACH PROVINCE	QUANTITY					VALUE				
	1931-32	1932-33	1933-34	1934-35	1935-36	1931-32	1932-33	1933-34	1934-35	1935-36
Chemicals and chemical preparations (excluding chemical manures and medicines)—continued										
Acids—continued										
Sulphuric (III. C)—contd.	Cwts.	Cwts.	Cwts.	Cwts.	Cwts.	Rs	Rs	Rs	Rs	Rs
Share of Bengal	227	344	1,034	844	1,477	3,630	5,947	3,707	3,995	10,935
" Bombay	1,338	1,341	1,018	589	194	14,494	10,425	7,396	4,328	2,676
" Sind	252	266	512	361	380	3,691	5,127	5,845	6,298	5,943
" Madras	2,971	4,138	1,055	1,325	2,213	22,921	27,618	9,999	12,855	16,522
" Burma	326	399	368	491	990	1,658	3,562	2,272	3,256	6,255
TOTAL	5,564	6,786	3,988	2,580	5,634	40,384	52,679	26,810	29,638	45,887
Tartaric (III. C)—	Cwts.	Cwts.	Cwts.	Cwts.	Cwts.					
United Kingdom (including Channel Islands)	408	119	145	51	94	26,261	10,331	11,233	3,397	8,327
Other British Possessions	3	..	1	156	..
TOTAL BRITISH EMPIRE	408	119	145	54	94	26,262	10,331	11,233	4,053	8,327
Germany	544	561	198	453	1,121	44,443	45,724	15,660	20,422	67,238
Netherlands	30	84	24	1	21	2,244	7,631	1,993	217	1,134
France	334	710	..	20	..	62,346	53,092	23	1,134	..
Spain	44	199	321	509	..	3,477	11,261	52,932	28,044
Italy (including Fiume)	562	771	698	867	1,539	42,234	54,024	26,358	69,940	93,062
Other Foreign Countries	30	80	2	1	25	2,252	2,400	204	72	1,517
TOTAL FOREIGN COUNTRIES	2,000	2,200	1,012	2,163	3,305	1,53,869	1,68,348	65,999	1,54,717	1,99,046
Share of Bengal	493	337	309	603	321	41,127	31,499	13,906	27,249	12,319
" Bombay	311	473	252	440	659	74,555	40,691	16,774	40,382	41,133
" Sind	798	1,113	463	1,016	2,076	53,033	78,051	29,131	70,338	1,24,356
" Madras	162	300	307	160	303	12,302	25,212	14,229	10,020	18,649
" Burma	43	41	26	9	40	4,114	3,726	2,122	772	3,406
TOTAL	2,408	2,319	1,157	2,217	3,399	1,90,181	1,79,179	77,232	1,58,770	2,07,372
Othersorts (III. C)—	Cwts.	Cwts.	Cwts.	Cwts.	Cwts.					
United Kingdom (including Channel Islands)	1,439	3,432	4,601	10,709	9,952	42,771	34,793	1,05,189	2,29,023	2,31,523
Straits Settlements	85	54	138	119	152	3,609	2,153	5,802	4,517	6,024
Other British Possessions	3	5	79	78	13
TOTAL BRITISH EMPIRE	1,527	3,491	4,739	10,828	10,104	53,459	37,019	1,10,991	2,43,540	2,37,560
Germany	2,064	1,909	644	767	1,893	1,00,974	88,576	31,674	29,878	33,312
Netherlands	208	101	519	425	392	11,943	8,720	14,333	13,386	12,052
Belgium	12	81	81	111	153	478	4,098	2,330	1,472	3,104
Italy (including Fiume)	2,235	941	770	9	..	36,201	15,074	12,466	519
Japan	3	5,054	1,763	752	..	59	47,266	21,552	9,370
United States of America—										
Via Atlantic Coast	241	218	105	256	15	3,771	3,077	2,099	4,269
" Pacific "	7
Other Foreign Countries	103	40	26	25	19	3,064	670	1,543	4,050	2,695
TOTAL FOREIGN COUNTRIES	2,387	4,610	7,433	3,936	3,474	1,16,474	1,42,100	1,19,847	95,403	1,20,791
Share of Bengal	1,264	2,363	7,440	4,733	3,317	62,749	50,177	1,11,333	1,05,524	92,330
" Bombay	1,356	2,227	1,397	2,099	4,320	64,659	77,566	29,376	72,037	1,04,353
" Sind	93	608	579	563	901	5,125	13,987	15,124	14,492	18,730
" Madras	326	1,122	1,064	2,319	2,167	14,642	30,473	22,718	68,240	71,513
" Burma	655	1,271	1,302	4,030	3,973	22,253	26,944	27,799	30,550	70,276
TOTAL	3,914	8,101	12,222	14,794	18,576	1,69,938	2,20,119	2,27,338	3,28,943	3,58,351

No. 10—continued

ARTICLES, AND COUNTRIES OF CONSIGNMENT; ALSO SHARE OF EACH PROVINCE	QUANTITY					VALUE				
	1931-32	1932-33	1933-34	1934-35	1935-36	1931-32	1932-33	1933-34	1934-35	1935-36
Chemicals and chemical preparations (excluding chemical manures and medicines)— continued										
<i>Acids—continued</i>										
<i>Total Acids—</i>	<i>Owts.</i>	<i>Owts.</i>	<i>Owts.</i>	<i>Owts.</i>	<i>Owts.</i>	<i>R</i>	<i>R</i>	<i>R</i>	<i>R</i>	<i>R</i>
United Kingdom (including Channel Islands)	5,438	6,042	8,491	15,696	16,938	2,10,288	1,90,122	2,50,553	4,04,621	4,33,056
Straits Settlements	192	95	360	274	323	6,981	3,229	12,334	10,138	11,798
Other British Possessions	35	13	3	5	39	1,170	184	49	177	1,005
TOTAL BRITISH EMPIRE	5,665	6,151	8,854	16,975	17,300	2,18,439	1,93,535	2,62,936	4,14,931	4,45,859
Norway	3,273	1,972	3,475	3,338	..	63,954	37,694	57,850	46,937	..
Germany	11,831	5,922	4,589	4,804	11,740	2,43,734	2,46,733	1,71,644	1,86,327	3,71,706
Netherlands	5,738	5,796	1,833	1,416	2,521	67,304	80,001	52,570	42,277	76,781
Belgium	281	1,793	2,213	2,327	2,922	3,847	20,020	17,471	10,869	51,124
France	952	780	6	45	19	66,313	54,360	1,100	5,134	2,605
Spain	..	44	195	322	399	..	3,477	11,497	52,952	36,044
Switzerland	59	553	..	1,301	58	..	17,631	..
Italy (including Finme)	343	3,539	2,332	2,305	2,443	64,375	1,23,302	1,15,233	1,35,044	1,41,872
Czechoslovakia	144	120	6,437	7,039
Japan	49	60	7,230	3,913	3,216	723	614	93,511	30,653	62,349
United States of America—										
<i>Yfd Atlantic Coast</i>	564	241	239	105	258	8,320	3,771	4,043	2,107	4,291
<i>" Pacific "</i>	1	..	7	47
Other Foreign Countries	30	153	61	2,225	5,733	1,917	10	5
TOTAL FOREIGN COUNTRIES	23,675	20,300	22,753	20,322	23,339	6,32,011	5,75,370	5,26,347	5,94,523	7,53,363
Share of Bengal	4,533	6,394	12,228	3,770	3,739	1,90,736	2,03,750	2,52,336	2,59,305	3,13,373
" Bombay	11,733	7,302	7,232	9,751	11,373	3,13,433	2,37,523	1,93,337	2,35,696	3,21,344
" Sind	3,363	3,253	3,554	3,443	6,475	1,04,144	1,44,393	1,17,349	1,45,163	2,40,939
" Madras	3,545	6,499	5,130	3,511	7,099	1,66,933	1,14,391	1,21,111	1,91,734	1,86,344
" Burma	2,099	2,693	3,463	5,723	5,793	80,970	63,843	34,750	1,27,056	1,33,114
TOTAL	29,335	26,451	31,612	26,197	41,139	6,40,450	7,69,405	7,39,238	10,09,459	11,99,719
<i>Atom (III. C)—</i>	<i>Owts.</i>	<i>Owts.</i>	<i>Owts.</i>	<i>Owts.</i>	<i>Owts.</i>					
United Kingdom (including Channel Islands)	23,543	15,473	10,373	6,604	6,260	1,43,912	31,045	57,220	52,533	33,745
Other British Possessions	9	3	3	1	..	30	25	37	6	..
TOTAL BRITISH EMPIRE	23,552	15,476	10,376	6,605	6,260	1,43,942	31,070	57,257	52,539	33,745
Germany	1,731	527	1,316	3,909	630	20,772	7,900	10,315	47,334	7,237
Japan	..	5,000	1,397	322	400	..	19,107	9,000	5,932	3,423
Other Foreign Countries	751	14	103	31	224	7,660	35	1,653	366	2,723
TOTAL FOREIGN COUNTRIES	2,482	5,514	2,816	4,262	1,254	28,432	27,251	31,373	54,132	13,383
Share of Bengal	316	3,911	132	202	231	1,647	14,917	1,416	1,365	1,913
" Bombay	2,756	4,390	4,373	7,044	2,523	73,339	39,536	40,103	33,330	17,360
" Sind	954	3,127	4,653	1,922	2,144	53,113	39,523	23,013	6,943	10,001
" Madras	5,373	2,703	3,323	2,031	2,435	36,395	16,773	20,303	12,973	16,335
" Burma	1,169	1,233	724	131	100	7,923	7,171	3,775	730	413
TOTAL	26,086	21,023	13,697	11,370	7,514	1,77,424	1,03,321	83,630	1,06,771	47,133

GENERAL IMPORTS

ARTICLES, AND COUNTRIES OF CONSIGNMENT; ALSO SHARE OF EACH PROVINCE	QUANTITY					VALUE				
	1931-32	1932-33	1933-34	1934-35	1935-36	1931-32	1932-33	1933-34	1934-35	1935-36
						₹	₹	₹	₹	₹
Chemicals and chemical preparations (excluding chemical manures and medicines)—continued										
Aluminous sulphates (III. C)—										
United Kingdom (including Channel Islands)	18,505	11,288	9,991	11,668	8,086	60,005	40,206	29,920	25,016	24,100
Sweden	9,497	3,215	241	1,787	5,648	30,061	10,155	797	4,848	15,444
Germany	16,878	8,950	6,518	9,069	16,517	68,521	33,133	24,190	34,575	34,404
Netherlands	100	1,755	..	1,177	2,341	418	8,338	..	3,795	6,300
Belgium	..	4,049	8,413	2,086	1,522	..	16,000	32,060	7,536	5,520
France	3,433	300	300	1,482	1,014	14,490	797	1,335	5,854	3,416
Other Foreign Countries	250	1	..	1,031	28	..
TOTAL FOREIGN COUNTRIES	30,208	18,069	15,467	15,900	27,667	1,14,511	69,343	58,312	55,636	65,726
Share of Bengal	28,453	13,374	9,373	12,762	19,361	34,937	44,642	29,143	35,447	39,173
" Bombay	9,126	6,153	4,902	6,313	14,905	39,475	23,931	16,152	25,551	44,791
" Sind	3,121	2,601	2,059	1,319	2,755	19,463	19,763	7,219	7,453	3,921
" Madras	7,833	7,139	3,404	4,523	6,375	33,895	29,499	32,561	17,336	29,660
" Burma	40	130	229	1,341	1,327	197	753	1,061	4,616	4,371
TOTAL	48,713	29,352	25,458	27,263	35,123	1,74,516	1,09,549	83,132	90,651	1,09,326
Ammonia and salts thereof—										
Anhydrous (III. C)—										
United Kingdom (including Channel Islands)	1,392	1,454	1,730	1,346	1,574	1,42,611	1,53,639	1,35,035	1,77,957	1,70,172
Commonwealth of Australia	60	57	44	66	57	5,338	4,222	2,692	4,997	3,303
TOTAL BRITISH EMPIRE	1,452	1,511	1,774	1,912	1,631	1,48,149	1,57,861	1,37,727	1,82,954	1,73,475
Germany	485	657	295	509	414	48,052	55,017	26,259	42,813	32,623
Netherlands	154	32	28	14,345	1,916	1,933
Belgium	142	199	9	93	..	13,600	13,671	991	5,223	..
Egypt	15	56	8	1,648	7,847	1,159
United States of America— Via Atlantic Coast	421	223	232	471	325	44,306	23,194	23,600	44,307	30,277
" Pacific	18	2,341	..
Other Foreign Countries	1	39	42	..	9	88	2,756	4,160	..	1,234
TOTAL FOREIGN COUNTRIES	1,203	1,150	671	1,146	1,237	1,39,961	99,554	61,189	1,02,436	1,15,402
Share of Bengal	724	336	712	303	308	31,543	1,03,324	34,333	1,09,333	1,34,009
" Bombay	560	624	545	342	305	34,611	45,917	39,307	63,329	43,169
" Sind	666	498	645	525	632	33,702	67,430	32,324	17,377	66,364
" Madras	110	37	38	334	30	6,033	4,069	3,197	3,130	1,243
" Burma	595	546	445	449	615	37,344	41,025	30,320	30,691	43,394
TOTAL	2,655	2,661	2,445	3,058	2,333	2,69,130	2,67,415	2,49,316	2,55,300	2,89,343
Others (III. C)—										
United Kingdom (including Channel Islands)	19,354	21,452	23,186	23,060	23,608	4,12,175	4,09,927	4,37,194	5,08,017	5,40,663
Other British Possessions	4	1	..	9	9	113	41
TOTAL BRITISH EMPIRE	19,354	21,452	23,186	23,064	23,609	4,12,175	4,09,936	4,37,203	5,08,130	5,40,704
Poland (including Danzig)	..	12	720	1,124	466	..	284	11,434	15,662	11,620
Germany	10,956	14,698	10,363	14,699	11,756	2,33,237	2,09,141	1,68,515	1,94,691	1,40,633
Netherlands	81	455	1,293	562	3,940	2,702	6,215	21,366	12,452	35,068
Belgium	81	504	640	708	1,866	1,353	12,980	15,668	14,420	20,853
France	181	627	585	433	341	2,562	3,543	7,973	7,866	4,914
Italy (including Trieste)	176	219	64	17	..	4,717	6,587	1,702	659	..
Czechoslovakia	1,040	13,927
Japan	..	15	395	72	259	4,345
United States of America— Via Atlantic Coast	1,350	..	652	8,140	1,555	12,974
Other Foreign Countries	13	4	161	5
TOTAL FOREIGN COUNTRIES	11,475	16,550	14,024	17,669	21,013	2,59,074	2,28,357	2,35,068	2,49,456	2,64,237

No. 10—continued

ARTICLES AND COUNTRIES OF CONSIGNMENT; ALSO SHARE OF EACH PROVINCE	QUANTITY					VALUE				
	1931-32	1932-33	1933-34	1934-35	1935-36	1931-32	1932-33	1933-34	1934-35	1935-36
Chemicals and chemical preparations (excluding chemical manures and medicines)—continued						R	R	R	R	R
Ammonia and salts thereof—continued	Cwts.	Cwts.	Cwts.	Cwts.	Cwts.					
Others (III. C)—continued										
Share of Bengal	15,126	20,052	21,702	27,631	28,776	2,98,493	3,49,928	3,48,474	3,93,508	3,71,921
„ Bombay	6,613	6,447	6,087	7,325	9,000	1,58,908	1,44,472	1,23,527	1,44,646	1,59,390
„ Sind	4,422	4,626	4,223	5,412	6,194	85,199	88,445	73,714	98,245	1,02,112
„ Madras	2,254	4,075	2,491	2,699	5,192	71,073	77,291	59,417	47,106	64,799
„ Burma	1,814	2,782	2,707	2,765	5,459	48,876	75,157	63,124	74,087	1,03,719
TOTAL	30,829	37,982	37,270	45,733	54,627	6,62,249	7,35,298	6,62,266	7,57,591	8,04,941
Total Ammonia and salts thereof—	Cwts.	Cwts.	Cwts.	Cwts.	Cwts.					
United Kingdom (including Channel Islands)	20,746	22,906	24,916	29,906	35,182	5,54,786	5,70,566	6,13,129	6,85,974	7,10,835
Commonwealth of Australia	60	57	44	66	57	5,588	4,222	2,698	4,997	3,368
Other British Possessions	4	1	..	9	8	118	41
TOTAL BRITISH EMPIRE	20,806	22,963	24,960	29,976	35,240	5,60,374	5,74,797	6,15,835	6,91,089	7,14,244
Poland (including Danzig)	12	720	1,124	466	..	224	11,484	16,662	11,620
Germany	11,441	15,855	10,058	15,208	12,170	2,89,229	3,48,158	1,94,774	2,39,494	1,98,310
Netherlands	235	487	1,326	562	3,940	17,547	8,131	23,239	12,452	35,062
Belgium	223	702	649	800	1,886	15,458	26,651	16,254	19,648	20,362
France	181	627	585	488	341	2,562	8,548	7,978	7,866	4,914
Italy (including Fiume)	176	319	64	17	..	4,717	6,587	1,702	669	..
Czechoslovakia	1,040	13,927
Japan	15	438	72	259	3	652	12,000	1,555	4,245
Egypt	15	56	8	1,646	7,847	1,159
United States of America—										
Vid Atlantic Coast	421	223	222	471	2,176	44,396	26,194	26,690	44,307	93,151
„ Pacific „	18	2,241	..
Other Foreign Countries	1	39	18	4	9	88	2,756	280	161	1,289
TOTAL FOREIGN COUNTRIES	12,678	17,680	14,755	13,815	22,275	3,71,055	4,27,911	2,96,252	3,51,892	3,79,689
Share of Bengal	15,650	20,888	22,414	22,429	29,682	3,80,088	4,58,752	4,26,712	5,02,063	4,94,920
„ Bombay	7,177	7,141	6,632	8,167	9,805	1,93,519	1,90,389	1,63,344	2,02,374	2,12,230
„ Sind	6,088	5,124	4,922	6,007	6,726	1,73,901	1,55,925	1,56,038	1,76,122	1,69,966
„ Madras	2,964	4,168	2,529	2,963	5,222	77,701	81,390	62,544	56,224	66,042
„ Burma	2,409	3,322	3,152	3,215	6,074	1,06,220	1,16,262	93,444	1,04,688	1,49,715
TOTAL	33,484	40,643	39,715	48,791	57,515	9,31,379	10,02,708	9,12,032	10,42,981	10,93,539
Arsenic and its oxides (III. C)—	Cwts.	Cwts.	Cwts.	Cwts.	Cwts.					
United Kingdom (including Channel Islands)	119	5	136	29	283	2,165	217	2,977	1,611	7,123
Hongkong	575	689	865	638	851	84,149	87,230	43,295	25,501	31,635
Other British Possessions	4	187
TOTAL BRITISH EMPIRE	694	692	1,001	662	1,134	86,314	87,634	46,272	27,112	38,763
Germany	899	680	789	717	795	7,298	11,904	14,311	15,998	14,911
Belgium	460	281	328	90	324	3,788	5,552	5,324	2,009	5,203
Italy (including Fiume)	16	..	80	26	..	3,174	..	5,313	5,113	..
Turkey, European	26	45	9	7	5	5,440	7,513	878	1,787	1,275
Iran	60	142	2	..	9	1,928	5,310	55	..	301
China (exclusive of Hong-Kong and Macao)	403	617	149	337	371	22,847	14,131	6,218	17,258	12,870
Other Foreign Countries	15	37	56	492	277	699	4,426	1,758	5,348	6,415
TOTAL FOREIGN COUNTRIES	1,870	1,602	1,363	1,719	1,781	50,124	48,236	34,352	40,913	40,975
Share of Bengal	797	918	1,746	1,134	1,466	24,320	21,660	26,503	25,067	29,733
„ Bombay	820	1,047	1,011	970	1,168	46,391	56,320	47,703	37,689	40,647
„ Sind	240	35	107	136	132	6,336	1,935	2,343	4,245	2,263
„ Madras	121	97	51	14	68	7,061	4,993	2,172	621	3,374
„ Burma	56	47	55	38	31	1,781	1,633	1,403	2,333	2,116
TOTAL	2,064	2,194	2,364	2,381	2,915	86,488	89,520	80,624	74,025	79,738

ARTICLES AND COUNTRIES OF CONSIGNMENT; ALSO SHARE OF EACH PROVINCE	QUANTITY					VALUE				
	1931-32	1932-33	1933-34	1934-35	1935-36	1931-32	1932-33	1933-34	1934-35	1935-36
Chemicals and chemical preparations (excluding chemical manures and medicines)— <i>continued</i>						R	R	R	R	R
Bleaching materials—										
Bleaching powder (calcium hypochlorate, chloride of lime) (III. C)—										
United Kingdom (including Channel Islands)	Owts. 82,771	Owts. 97,803	Owts. 105,937	Owts. 114,306	Owts. 120,256	4,86,822	5,56,633	5,86,257	5,05,659	6,61,446
Other British Possessions	11	2	228	31	..
TOTAL BRITISH EMPIRE	82,771	97,803	105,948	114,308	120,256	4,86,822	5,56,633	5,86,485	5,05,690	6,61,444
Germany	35,004	22,532	18,168	10,771	23,333	4,35,009	2,70,397	2,08,235	2,27,545	2,66,31
Belgium	2,618	341	..	1,444	..	14,225	3,404	..	5,443	11
France	4,663	7,951	1,785	2,739	..	25,084	42,528	7,104	15,237	..
Italy (including Trieste)	3,594	14,429	19,666	48,034	23,278	22,186	71,322	89,577	2,13,052	90,00
Japan	..	534	2,925	5,166	24,922	..	3,818	46,421	71,661	1,67,301
Other Foreign Countries	278	22	..	25	..	1,506	1,429	1	2,376	10
TOTAL FOREIGN COUNTRIES	46,162	45,809	43,539	77,279	71,538	4,88,060	3,08,898	2,51,341	5,38,964	5,24,224
Share of Bengal	60,173	67,113	67,797	83,619	97,265	3,37,143	2,45,922	2,64,330	4,43,639	4,95,723
.. Bombay	53,649	74,145	69,333	90,255	83,344	4,40,013	4,69,422	3,98,413	4,96,327	5,09,174
.. Sind	2,324	4,243	6,643	6,398	9,642	13,637	27,317	29,739	42,194	60,016
.. Madras	6,762	7,422	4,374	2,223	2,331	1,24,164	1,08,635	82,530	1,26,719	1,70,976
.. Burma	514	388	229	1,134	1,452	4,915	4,324	2,274	7,365	10,611
TOTAL	128,923	142,612	149,487	191,687	200,794	9,74,872	9,55,531	8,87,826	11,31,554	11,85,976
Other sorts (III. C)—										
United Kingdom (including Channel Islands)	Owts. 2,130	Owts. 7,175	Owts. 1,457	Owts. 937	Owts. 857	52,097	88,034	49,162	22,644	32,132
Germany	38	300	1,025	956	2,631	341	6,768	9,631	3,945	25,000
Other Foreign Countries	226	45	..	12	69	4,813	1,002	..	986	332
TOTAL FOREIGN COUNTRIES	264	345	1,025	968	2,730	5,159	7,768	9,631	9,931	25,162
Share of Bengal	119	5,631	200	7,013	40,969	1,321
.. Bombay	1,644	1,103	496	323	572	19,993	14,369	5,555	5,331	6,563
.. Sind	78	159	247	155	235	6,542	11,966	13,643	12,317	25,619
.. Madras	63	745
.. Burma	547	634	1,733	1,324	2,530	22,964	23,232	22,645	13,377	21,331
TOTAL	2,444	7,520	2,482	1,905	3,537	57,256	95,802	52,843	32,575	53,344
Total Bleaching materials—										
United Kingdom (including Channel Islands)	Owts. 84,951	Owts. 104,978	Owts. 107,394	Owts. 115,248	Owts. 130,113	5,38,919	6,44,667	5,79,410	6,18,303	6,93,634
Other British Possessions	11	2	228	31	..
TOTAL BRITISH EMPIRE	84,951	104,978	107,405	115,250	130,113	5,38,919	6,44,667	5,79,638	6,18,334	6,93,634
Germany	35,042	22,332	19,168	20,727	25,999	4,25,350	2,77,063	2,17,919	2,26,490	2,91,911
Netherlands	423	22	..	35	..	5,921	1,429	1	2,376	11
Belgium	2,618	336	..	1,444	..	14,225	4,406	..	5,443	11
France	4,663	7,951	1,785	2,739	..	25,084	42,528	7,104	15,237	..
Italy (including Trieste)	3,594	14,429	19,666	48,034	23,317	22,186	71,322	89,577	2,13,052	90,316
Japan	..	534	2,925	5,166	24,922	..	3,818	46,421	72,647	1,63,14
Other Foreign Countries	31	493
TOTAL FOREIGN COUNTRIES	48,416	46,154	44,564	78,247	74,268	4,98,209	4,06,666	3,61,022	5,45,795	5,50,395
Share of Bengal	60,292	62,744	67,797	83,619	97,465	3,94,155	3,36,992	3,64,330	4,43,639	4,97,630
.. Bombay	60,293	75,250	69,378	90,731	84,416	4,60,006	4,83,991	4,03,993	5,02,318	5,15,731
.. Sind	2,300	4,493	6,395	6,351	9,927	23,179	39,323	53,373	55,311	35,045
.. Madras	6,321	7,432	5,374	2,333	3,521	1,24,909	1,08,635	82,530	1,26,719	1,70,976
.. Burma	1,051	1,302	2,025	2,253	3,922	27,379	22,522	30,919	21,242	34,944
TOTAL	131,367	151,132	151,969	198,492	204,381	10,32,128	10,51,388	9,40,669	11,04,129	12,44,020

No. 10—continued

ARTICLES, AND COUNTRIES OF CONSIGNMENT; ALSO SHARE OF EACH PROVINCE	QUANTITY					VALUE				
	1931-32	1932-33	1933-34	1934-35	1935-36	1931-32	1932-33	1933-34	1934-35	1935-36
Chemicals and chemical preparations (excluding chemical manures and medicines)— continued						R	R	R	R	R
Carbonate of Calcium (III. C)—										
United Kingdom (including Channel Islands)	Cwts. 188	Cwts. 750	Cwts. 106	Cwts. 226	Cwts. 295	3,194	10,415	1,880	2,456	4,557
Union of South Africa	2,822	2,153	1,585	999	1,384	45,461	37,739	24,394	15,923	19,648
Canada—										
Via Atlantic Coast	5,425	8,651	7,532	18,559	20,782	1,05,822	1,49,194	1,05,473	1,80,632	2,60,282
" Pacific "	335	776	5,019	8,940
Commonwealth of Australia	..	1,400	1,220	131	18,862	17,808	3,240	..
TOTAL BRITISH EMPIRE	8,485	12,654	10,393	15,300	23,127	1,53,977	2,16,210	1,49,555	2,07,270	2,93,427
U. S. S. R.—										
Southern	295	5,700	..
Sweden	990	1,088	689	1,181	400	14,884	16,914	9,828	17,716	5,762
Norway	8,695	2,449	2,544	1,743	3,555	1,44,551	35,427	34,780	22,083	46,700
Germany	..	1,255	2,003	1,354	1,073	2	17,559	31,196	15,757	12,430
Netherlands	3,589	6,233	1,638	10	13	44,735	75,245	30,629	131	177
Belgium	393	230	720	1,329	..	5,420	2,311	12,643	18,888	..
Italy (including Finno)	6,040	2,024	1,291	98	10	91,735	26,419	16,600	1,090	142
Czechoslovakia	100	945	98	1,600	13,264	1,024
Jugo-Slavia (Kingdom of the Serbs, Croats and Slovenes)	438	256	6,076	3,245
Japan	14,345	22,704	21,981	25,845	32,091	2,07,530	2,80,380	2,46,550	2,54,685	2,64,937
United States of America—										
Via Atlantic Coast	3,818	2,413	6,922	8,129	6,321	68,590	42,565	1,11,864	1,21,836	87,977
" Pacific "	106	1,855
Other Foreign Countries	320	..	595	355	40	4,443	..	7,347	4,391	320
TOTAL FOREIGN COUNTRIES	38,723	39,612	39,459	40,359	43,601	5,90,220	5,13,589	4,93,793	4,62,120	4,19,519
Share of Bengal	31,193	29,672	29,997	34,574	35,391	4,93,403	4,03,331	3,91,317	4,10,241	3,62,312
" Bombay	3,636	5,123	4,103	3,997	6,690	55,333	66,016	49,995	43,231	70,567
" Sind	1,789	2,201	2,997	2,316	3,409	34,731	39,032	33,055	23,121	35,434
" Madras	4,711	8,770	7,430	8,071	11,354	60,093	1,04,394	89,794	97,803	1,30,519
" Burma	5,631	6,301	4,480	6,171	9,394	1,10,733	1,20,637	74,136	94,948	1,23,614
TOTAL	47,158	52,566	48,332	55,639	66,733	7,44,197	7,30,049	6,43,348	6,69,399	7,12,946
Copperas (ferrous sulphate) (III. C)—										
United Kingdom (including Channel Islands)	Cwts. 876	Cwts. 4,178	Cwts. 2,943	Cwts. 1,243	Cwts. 838	5,661	14,884	12,795	8,726	5,924
TOTAL FOREIGN COUNTRIES	1,143	2,149	2,538	55	1,121	7,332	6,447	6,901	552	4,344
Share of Bengal	240	4,365	2,739	39	38	5,004	11,301	7,364	1,924	1,149
" Bombay	3	16	255	11	34	80	55	1,454	572	1,195
" Sind	321	1,095	1,947	335	1,361	2,731	6,135	5,175	4,453	5,749
" Madras	955	750	638	399	393	4,129	3,324	2,364	1,380	1,431
" Burma	..	101	7	36	144	49	455	329	434	694
TOTAL	2,019	6,327	5,486	1,303	1,959	12,998	21,331	19,690	9,278	10,268
Copper sulphate (III. C)—										
United Kingdom (including Channel Islands)	Cwts. 10,325	Cwts. 17,210	Cwts. 26,075	Cwts. 25,278	Cwts. 23,360	1,64,163	2,21,250	2,23,431	2,09,411	2,57,183

GENERAL IMPORTS

No. 10—continued

ARTICLES, AND COUNTRIES OF CONSIGNMENT; ALSO SHARE OF EACH PROVINCE	QUANTITY					VALUE				
	1931-32	1932-33	1933-34	1934-35	1935-36	1931-32	1932-33	1933-34	1934-35	1935-36
Chemicals and chemical preparations (excluding chemical manures and medicines)—continued										
Copper sulphate (III. O)—continued	Owts.	Owts.	Owts.	Owts.	Owts.	Rs.	Rs.	Rs.	Rs.	Rs.
Germany	5,328	3,572	2,330	882	3,000	63,879	45,444	27,252	10,660	41,785
Belgium	1,993	1,630	1,302	26,903	23,050	2	..	20,332
Italy (including Fiume)	200	1,040	2,378	11,160
Japan	97	..	505	1,750	..	441	..	4,001	19,443
Other Foreign Countries	2	4	20	10	60	230	1	..
TOTAL FOREIGN COUNTRIES	7,323	5,523	3,380	1,387	6,061	1,20,851	71,882	38,658	14,662	81,461
<i>Share of Bengal</i>	<i>2,358</i>	<i>1,567</i>	<i>4,067</i>	<i>4,520</i>	<i>7,534</i>	<i>54,512</i>	<i>57,507</i>	<i>50,893</i>	<i>57,392</i>	<i>52,092</i>
<i>„ Bombay</i>	<i>2,639</i>	<i>3,516</i>	<i>3,953</i>	<i>3,121</i>	<i>5,432</i>	<i>64,253</i>	<i>21,144</i>	<i>43,920</i>	<i>33,125</i>	<i>63,336</i>
<i>„ Sind</i>	<i>1,025</i>	<i>770</i>	<i>1,430</i>	<i>2,230</i>	<i>1,130</i>	<i>15,121</i>	<i>9,929</i>	<i>17,717</i>	<i>27,325</i>	<i>14,765</i>
<i>„ Madras</i>	<i>5,340</i>	<i>14,042</i>	<i>17,302</i>	<i>14,312</i>	<i>19,390</i>	<i>94,388</i>	<i>1,22,923</i>	<i>2,21,524</i>	<i>1,92,523</i>	<i>2,44,251</i>
<i>„ Burma</i>	<i>2,326</i>	<i>344</i>	<i>2,214</i>	<i>1,977</i>	<i>1,215</i>	<i>66,611</i>	<i>10,956</i>	<i>22,020</i>	<i>3,693</i>	<i>12,594</i>
TOTAL	17,648	22,739	29,455	26,666	35,221	2,95,019	2,92,622	2,67,084	2,24,073	4,33,644
Disinfectants—										
Naphthalene (III. O)—	Owts.	Owts.	Owts.	Owts.	Owts.					
TOTAL BRITISH EMPIRE	144	34	327	245	175	2,222	629	4,298	2,456	2,166
Germany	1,929	736	1,853	1,304	2,064	19,696	9,566	21,066	15,533	22,211
Belgium	4,535	6,473	10,417	9,131	2,172	46,223	76,556	1,20,649	1,00,551	84,599
Japan	467	1,734	655	254	..	5,799	21,251	7,943	2,252
Other Foreign Countries	175	226	10	110	..	2,051	2,950	496	1,067	2
TOTAL FOREIGN COUNTRIES	6,639	7,902	14,019	11,251	5,490	68,060	94,871	1,64,382	1,25,149	60,064
<i>Share of Bengal</i>	<i>2,622</i>	<i>2,679</i>	<i>3,623</i>	<i>4,272</i>	<i>1,105</i>	<i>26,717</i>	<i>29,716</i>	<i>42,552</i>	<i>47,219</i>	<i>11,634</i>
<i>„ Bombay</i>	<i>1,667</i>	<i>1,764</i>	<i>3,241</i>	<i>3,223</i>	<i>719</i>	<i>16,963</i>	<i>27,316</i>	<i>46,266</i>	<i>39,720</i>	<i>8,475</i>
<i>„ Sind</i>	<i>1,009</i>	<i>1,779</i>	<i>4,933</i>	<i>1,440</i>	<i>2,297</i>	<i>11,539</i>	<i>19,112</i>	<i>54,218</i>	<i>16,457</i>	<i>27,409</i>
<i>„ Madras</i>	<i>343</i>	<i>926</i>	<i>1,362</i>	<i>1,021</i>	<i>654</i>	<i>2,473</i>	<i>11,520</i>	<i>16,414</i>	<i>11,592</i>	<i>6,372</i>
<i>„ Burma</i>	<i>571</i>	<i>772</i>	<i>1,123</i>	<i>870</i>	<i>490</i>	<i>6,609</i>	<i>10,221</i>	<i>9,241</i>	<i>12,617</i>	<i>7,720</i>
TOTAL	6,822	7,926	14,346	11,496	5,665	70,842	95,510	1,68,680	1,28,605	62,220
Others (III. O)—	Owts.	Owts.	Owts.	Owts.	Owts.					
United Kingdom (including Channel Islands)	25,667	18,712	24,666	13,404	14,131	4,10,679	2,17,099	2,40,222	2,71,453	2,72,753
Commonwealth of Australia	122	125	131	122	152	4,936	5,169	7,277	5,052	5,512
Other British Possessions	241	104	114	226	252	2,424	2,052	6,051	4,601	7,212
TOTAL BRITISH EMPIRE	26,030	18,941	24,911	13,752	14,535	4,18,039	2,24,326	2,53,550	2,81,106	2,86,475
Germany	151	129	159	443	45	3,007	2,575	11,524	7,112	4,426
France	17	29	20	90	..	1,705	2,857	721	5,933	..
Japan	276	351	522	603	1,539	22,971	22,325	29,578	20,943	70,049
United States of America— Via Atlantic Coast	1,346	2,302	1,570	1,906	3,179	1,81,920	2,22,327	1,22,707	1,85,735	1,22,564
„ Pacific „	6
Other Foreign Countries	640	7	205	135	23	6,729	216	2,663	1,335	2,674
TOTAL FOREIGN COUNTRIES	2,060	2,318	2,476	2,188	4,836	2,22,392	2,66,800	1,74,204	2,31,609	2,60,713
<i>Share of Bengal</i>	<i>12,327</i>	<i>7,202</i>	<i>10,244</i>	<i>3,665</i>	<i>3,512</i>	<i>1,29,163</i>	<i>1,65,522</i>	<i>1,22,212</i>	<i>1,20,945</i>	<i>1,22,272</i>
<i>„ Bombay</i>	<i>7,862</i>	<i>6,995</i>	<i>9,212</i>	<i>5,235</i>	<i>7,650</i>	<i>2,76,893</i>	<i>2,42,020</i>	<i>2,42,168</i>	<i>2,21,221</i>	<i>2,60,132</i>
<i>„ Sind</i>	<i>3,443</i>	<i>3,249</i>	<i>3,620</i>	<i>2,905</i>	<i>2,262</i>	<i>64,940</i>	<i>54,344</i>	<i>54,599</i>	<i>49,492</i>	<i>42,002</i>
<i>„ Madras</i>	<i>1,350</i>	<i>2,042</i>	<i>2,459</i>	<i>2,054</i>	<i>3,121</i>	<i>55,406</i>	<i>57,655</i>	<i>59,163</i>	<i>59,797</i>	<i>53,322</i>
<i>„ Burma</i>	<i>2,422</i>	<i>2,164</i>	<i>1,842</i>	<i>2,021</i>	<i>2,265</i>	<i>55,099</i>	<i>47,215</i>	<i>37,611</i>	<i>41,450</i>	<i>45,221</i>
TOTAL	28,930	21,759	27,427	16,940	19,422	6,41,491	5,91,226	5,27,754	5,12,715	5,47,192

No. 10—continued

ARTICLES, AND COUNTRIES OF CONSIGNMENT; ALSO SHARE OF EACH PROVINCE	QUANTITY					VALUE				
	1931-32	1932-33	1933-34	1934-35	1935-36	1931-32	1932-33	1933-34	1934-35	1935-36
Chemicals and chemical prepara- tions (excluding chemical manures and medicines)— continued										
Disinfectants—continued										
Total Disinfectants—	Cwts.	Cwts.	Cwts.	Cwts.	Cwts.	Rs.	Rs.	Rs.	Rs.	Rs.
United Kingdom (including Channel Islands)	25,781	18,736	24,852	18,649	14,866	4,12,000	3,17,621	3,42,700	2,74,902	2,75,917
Commonwealth of Australia	122	125	181	122	152	4,986	5,169	7,277	5,058	5,518
Other British Possessions	241	114	255	226	253	3,435	2,775	7,371	4,608	7,215
TOTAL BRITISH EMPIRE	26,144	18,975	25,288	18,997	14,761	4,21,381	3,25,565	3,57,348	2,84,562	2,88,645
Germany	2,080	805	2,017	1,752	2,109	22,768	12,141	33,510	22,696	26,637
Belgium	4,796	6,478	10,609	9,260	3,172	49,079	76,556	1,23,195	1,01,207	34,599
France	17	59	30	90	..	1,705	3,247	721	5,938	..
Japan	303	818	2,256	1,264	1,848	29,280	34,124	50,929	38,891	78,301
United States of America— Via Atlantic Coast	1,846	2,302	1,570	1,908	3,179	1,81,020	2,32,327	1,29,707	1,35,735	1,32,564
“ Pacific “	6
Other Foreign Countries	577	203	23	167	28	5,699	2,776	1,618	2,206	3,676
TOTAL FOREIGN COUNTRIES	9,619	10,720	16,495	14,439	10,326	2,90,452	3,61,171	3,38,586	3,56,758	3,20,777
Share of Bengal	16,030	9,337	13,307	7,937	4,613	2,15,870	2,31,247	1,70,770	1,77,264	1,45,656
“ Bombay	9,539	3,759	12,463	3,708	3,389	2,93,856	2,64,396	2,34,413	2,71,651	2,74,633
“ Sind	4,517	5,125	3,668	4,545	5,500	76,529	73,763	1,08,317	65,949	75,413
“ Madras	2,693	2,984	3,331	3,135	3,735	63,879	69,185	75,533	71,339	60,710
“ Burma	3,004	3,943	3,964	3,051	2,755	61,899	57,646	46,853	55,037	53,011
TOTAL	35,763	30,995	41,733	28,436	25,087	7,11,333	6,86,736	6,96,434	6,41,320	6,09,432
Glycerine (III. O)—	Cwts.	Cwts.	Cwts.	Cwts.	Cwts.					
United Kingdom (including Channel Islands)	4,345	3,118	11,153	9,721	3,115	1,03,347	2,54,531	3,53,202	3,43,311	3,36,003
Other British Possessions	1	64	..
TOTAL BRITISH EMPIRE	4,345	3,118	11,153	9,722	3,115	1,03,347	2,54,531	3,53,202	3,43,375	3,36,003
Denmark	292	17,943
Germany	2,375	1,432	334	1,117	160	85,087	44,224	12,005	39,077	12,325
Netherlands	269	273	349	82	793	9,503	9,455	10,443	2,742	44,295
Belgium	56	120	128	1,957	3,630	3	43	5,108
China (exclusive of Hong- kong Macao)	11	93	592	5,915
Other Foreign Countries	131	47	19	67	252	4,335	1,166	1,090	4,153	6,254
TOTAL FOREIGN COUNTRIES	3,342	1,572	702	1,266	1,723	1,01,733	58,475	23,541	46,015	91,743
Share of Bengal	3,167	4,950	5,337	4,950	4,313	1,08,979	1,62,533	1,34,017	1,37,303	2,00,093
“ Bombay	3,079	2,724	3,310	3,332	3,781	74,539	33,153	1,04,566	1,19,651	1,49,366
“ Sind	969	1,533	1,636	1,057	719	35,392	52,313	52,968	41,251	33,706
“ Madras	1,350	645	913	1,509	722	40,336	31,110	27,304	55,643	30,424
“ Burma	132	33	100	140	303	5,364	3,337	7,339	5,543	13,353
TOTAL	7,637	9,990	11,365	10,938	9,338	2,65,070	3,13,006	3,76,743	3,89,390	4,27,746
Lead compounds—										
Acetate (III. O)—	Cwts.	Cwts.	Cwts.	Cwts.	Cwts.					
United Kingdom (including Channel Islands)	3	214	303	134	41	99	4,940	6,319	3,335	1,167
Germany	2,094	1,897	1,554	1,919	1,441	53,999	48,435	34,370	42,492	30,036
Netherlands	203	219	70	4	70	5,421	5,430	1,545	235	2,033
Other Foreign Countries	86	41	171	147	61	3,544	1,219	3,969	3,217	1,400
TOTAL FOREIGN COUNTRIES	2,366	2,157	1,795	2,070	1,580	62,964	55,134	40,374	45,944	33,499

GENERAL IMPORTS

ARTICLES, AND COUNTRIES OF CONSIGNMENT; ALSO SHARE OF EACH PROVINCE	QUANTITY					VALUE				
	1931-32	1932-33	1933-34	1934-35	1935-36	1931-32	1932-33	1933-34	1934-35	1935-36
						₹	₹	₹	₹	₹
Chemicals and chemical preparations (excluding chemical manures and medicines)—continued										
Lead Compounds—continued										
Acetate (III. C)—continued	Cwts.	Cwts.	Cwts.	Cwts.	Cwts.					
Share of Bengal	134	123	84	96	15	4,643	2,464	1,823	2,354	29
.. Bombay	1,909	2,098	1,639	1,555	1,417	49,612	53,057	36,763	33,559	39,220
.. Sind	4	--	10	6	6	126	92	385	357	296
.. Madras	242	145	363	347	182	8,020	2,551	2,461	15,119	2,000
.. Burma	2	--	1	1	1	62	--	67	60	12
TOTAL	2,391	2,371	2,097	2,304	1,681	63,068	60,124	47,108	49,629	34,608
Litharge (III. C)—	Cwts.	Cwts.	Cwts.	Cwts.	Cwts.					
United Kingdom (including Channel Islands)	44	407	608	1,542	1,065	1,012	6,509	10,117	24,463	18,024
France	20	500	505	--	--	268	6,994	6,806	--	--
Italy (including Flume)	40	--	280	587	50	694	--	2,597	7,662	623
Japan	72	281	252	254	489	1,248	2,469	2,046	2,229	6,907
Other Foreign Countries	5	50	70	124	50	229	727	1,204	2,175	754
TOTAL FOREIGN COUNTRIES	137	831	1,116	1,025	593	2,649	11,250	14,755	14,066	7,994
Share of Bengal	63	350	161	171	457	1,293	4,623	2,047	2,279	7,241
.. Bombay	23	771	1,353	2,107	770	463	11,106	16,725	30,579	17,964
.. Sind	6	--	22	5	6	225	--	563	429	116
.. Madras	39	66	131	260	240	629	1,223	2,432	4,393	4,243
.. Burma	24	61	10	21	142	466	742	164	355	2,166
TOTAL	181	1,238	1,724	2,567	1,623	3,061	17,759	24,572	38,529	26,023
Others (III. C)—	Cwts.	Cwts.	Cwts.	Cwts.	Cwts.					
United Kingdom (including Channel Islands)	112	326	591	265	326	2,426	7,156	12,468	5,677	3,620
Germany	1	17	140	174	143	30	469	7,257	6,141	5,569
Belgium	--	--	4	200	500	--	--	448	3,249	6,566
Other Foreign Countries	2	7	12	266	18	71	223	827	4,769	1,197
TOTAL FOREIGN COUNTRIES	3	24	158	640	661	101	727	8,522	14,249	16,372
Share of Bengal	113	337	619	223	392	2,464	7,121	15,222	16,533	29,724
.. Bombay	--	2	31	23	25	--	114	2,297	1,226	1,221
.. Sind	2	1	3	15	11	60	22	620	921	661
.. Madras	--	19	33	29	55	--	468	2,451	1,001	1,423
.. Burma	--	--	1	--	4	--	44	30	126	296
TOTAL	115	350	747	905	957	2,527	7,883	21,000	19,926	26,002
Total Lead Compounds—	Cwts.	Cwts.	Cwts.	Cwts.	Cwts.					
United Kingdom (including Channel Islands)	159	947	1,501	1,941	1,402	3,547	18,606	29,404	38,825	27,631
Germany	2,095	1,944	1,727	2,168	1,634	54,029	49,447	42,708	49,918	36,979
Netherlands	208	226	72	208	88	5,421	5,718	1,913	4,021	2,048
Belgium	--	60	146	350	553	--	--	3,412	5,827	10,159
France	100	500	505	--	--	--	1,268	2,412	--	--
Italy (including Flume)	40	--	280	587	50	2,528	6,994	6,806	--	--
Japan	74	281	227	252	499	1,410	2,469	4,848	5,361	6,948
Other Foreign Countries	11	1	8	69	--	1,022	275	280	1,470	--
TOTAL FOREIGN COUNTRIES	2,528	3,012	3,067	3,786	2,829	65,714	67,161	63,661	74,259	57,665
Share of Bengal	245	816	854	1,104	1,374	3,914	15,218	19,867	21,407	28,227
.. Bombay	1,922	2,371	2,023	2,685	2,212	40,080	64,277	67,784	65,863	43,963
.. Sind	12	1	47	39	21	490	64	1,072	1,717	1,030
.. Madras	272	221	622	822	477	9,249	5,421	14,545	19,012	9,792
.. Burma	20	61	12	22	147	522	720	301	554	2,524
TOTAL	2,687	3,059	4,568	5,676	4,381	69,261	86,766	93,065	1,08,084	85,020

No. 10—continued

ARTICLES, AND COUNTRIES OF CONSIGNMENT; ALSO SHARE OF EACH PROVINCE	QUANTITY					VALUE				
	1931-32	1932-33	1933-34	1934-35	1935-36	1931-32	1932-33	1933-34	1934-35	1935-36
	Cwts.	Cwts.	Cwts.	Cwts.	Cwts.	Rs.	Rs.	Rs.	Rs.	Rs.
Chemicals and chemical preparations (excluding chemical manures and medicines)—continued										
Magnesium compounds—										
Chloride (III. C)—										
United Kingdom (including Channel Islands)	1,470	1,007	951	1,164	557	19,117	14,442	10,780	15,207	8,258
Other British Possessions	964	3,046	..
TOTAL BRITISH EMPIRE	1,470	1,007	951	2,128	557	19,117	14,442	10,780	18,253	8,258
Germany	30,513	18,103	16,104	13,380	10,458	99,221	60,682	53,412	43,427	33,076
Japan	3,100	875	200	5,312	1,655	770
Other Foreign Countries	85	87	129	10	126	996	602	817	95	561
TOTAL FOREIGN COUNTRIES	30,598	18,190	19,333	14,224	10,776	99,217	61,374	59,541	45,177	34,407
Share of Bengal	6,711	5,913	5,924	5,189	3,855	19,402	19,192	19,377	15,530	11,894
Bombay	21,021	10,965	12,321	9,702	6,230	62,741	37,066	37,338	32,248	19,148
Sind	47	3	..	5	70	182	25	5	104	277
Madras	2,781	1,450	579	474	517	10,378	6,656	3,211	2,313	2,445
Burma	1,508	927	950	982	664	16,541	12,878	9,900	13,295	8,901
TOTAL	32,068	19,257	20,284	16,352	11,336	1,09,334	75,316	70,271	68,490	42,665
Sulphate (III. C)—										
United Kingdom (including Channel Islands)	520	637	1,033	1,173	1,204	9,401	11,919	20,181	22,110	23,649
Other British Possessions	..	39	60	20	60	3	157	260	80	180
TOTAL BRITISH EMPIRE	520	676	1,093	1,193	1,264	9,404	12,076	20,441	22,190	23,829
Germany	16,054	9,260	11,188	6,235	7,030	57,020	30,946	34,035	18,798	22,274
Japan	..	150	7,763	2,201	3,468	..	381	16,480	4,588	6,812
Other Foreign Countries	2	108	..	78	1	17	665	2	882	42
TOTAL FOREIGN COUNTRIES	16,056	9,608	18,951	8,514	10,499	57,037	31,992	50,517	24,261	29,128
Share of Bengal	4,582	2,840	5,342	2,635	3,900	18,733	13,086	17,226	8,374	11,929
Bombay	2,402	953	6,086	1,510	2,410	11,765	6,021	25,382	18,397	21,783
Sind	4,328	3,593	5,259	4,381	2,393	16,865	11,781	15,188	11,443	7,281
Madras	3,643	1,913	2,281	505	736	14,747	6,947	8,027	4,908	5,551
Burma	1,121	1,286	1,096	676	1,914	5,156	6,233	5,135	2,818	6,313
TOTAL	16,576	10,284	20,044	9,707	11,858	66,441	44,068	70,955	46,440	52,857
Others (III. C)—										
United Kingdom (including Channel Islands)	59	423	1,550	2,829	3,943	1,148	8,646	26,738	38,504	58,943
Other British Possessions	222	1,817
TOTAL BRITISH EMPIRE	59	423	1,550	2,829	4,165	1,148	8,646	26,738	38,504	60,760
Germany	364	88	798	739	302	2,941	2,564	7,370	15,244	5,476
Italy (including Fiume)	32	145	298	278	368	332	2,956	7,689	7,115	8,692
Japan	..	98	2,459	9,640	15,808	..	2,014	34,703	1,35,345	1,94,396
United States of America—Vid Atlantic Coast	..	2	2	406	500	..	260	353	6,868	8,591
Other Foreign Countries	80	80	177	114	1,208	1,013	1,080	2,959	2,790	6,611
TOTAL FOREIGN COUNTRIES	476	413	3,734	11,177	18,186	4,836	9,874	53,176	1,67,362	2,23,766
Share of Bengal	268	123	2,700	9,008	16,441	1,060	2,668	33,976	1,24,824	2,01,943
Bombay	36	373	2,325	4,521	5,263	1,547	8,511	42,366	73,164	70,938
Sind	11	65	60	43	171	326	2,035	2,280	1,793	3,422
Madras	39	103	231	156	122	1,137	2,395	2,726	3,903	2,246
Burma	131	108	78	35	314	1,014	3,321	2,052	2,192	5,977
TOTAL	535	530	5,284	13,800	23,351	5,984	18,520	79,914	2,05,866	2,34,526

GENERAL IMPORTS

ARTICLES, AND COUNTRIES OF CONSIGNMENT; ALSO SHARE OF EACH PROVINCE	QUANTITY					VALUE				
	1931-32	1932-33	1933-34	1934-35	1935-36	1931-32	1932-33	1933-34	1934-35	1935-36
Chemicals and chemical preparations (excluding chemical manures and medicines)—continued										
Magnesium Compounds—continued										
Total Magnesium compounds—	Cwts.	Cwts.	Cwts.	Cwts.	Cwts.	Rs.	Rs.	Rs.	Rs.	Rs.
United Kingdom (including Channel Islands)	2,049	2,127	2,534	4,068	5,794	29,066	35,007	37,649	75,890	90,750
Other British Possessions	..	89	60	284	282	8	157	260	2,106	1,907
TOTAL BRITISH EMPIRE	2,049	2,216	2,594	4,352	6,076	29,074	35,164	37,909	78,006	92,657
Germany	46,931	27,451	23,090	20,313	17,785	1,49,162	94,192	94,817	77,467	60,823
Italy (including Fiume)	32	145	298	278	368	832	3,956	7,539	7,115	5,692
Japan	..	248	12,222	12,716	19,476	..	2,395	56,537	1,41,533	2,01,973
United States of America—Via Atlantic Coast—	..	2	2	406	501	..	260	353	6,868	6,622
Other Foreign Countries	167	355	306	202	1,334	2,026	2,437	3,733	3,767	7,177
TOTAL FOREIGN COUNTRIES	47,180	28,311	42,018	33,915	39,464	1,52,090	1,08,240	1,62,234	2,26,900	2,87,301
Share of Bengal	11,361	3,375	12,966	16,326	24,198	39,260	34,346	61,019	1,49,333	2,25,766
„ Bombay	22,309	12,391	21,242	15,733	13,993	76,073	61,597	1,11,563	1,38,799	1,11,389
„ Sind	4,386	3,660	5,229	4,423	3,134	16,473	13,321	17,453	13,340	19,366
„ Madras	6,463	3,179	2,991	1,135	1,375	26,352	15,393	13,964	11,124	19,323
„ Burma	2,769	2,381	2,124	1,743	2,932	23,611	32,232	17,127	12,305	31,191
TOTAL	49,179	30,377	45,618	39,365	45,540	1,81,759	1,38,404	2,21,143	3,15,796	3,80,048
Potassium compounds—Bichromate (III. C)—										
United Kingdom (including Channel Islands)	Cwts.	Cwts.	Cwts.	Cwts.	Cwts.					
United Kingdom (including Channel Islands)	2,430	2,045	1,746	1,667	1,526	1,11,057	67,586	60,009	49,812	46,507
Germany	2,962	1,426	1,458	1,110	2,234	1,09,790	52,356	50,063	33,679	64,071
Belgium	303	80	100	9,556	2,360	2,719
Japan	82	112	756	1,001	1,001	2,607	3,731	26,957	26,941	40,412
United States of America—Via Atlantic Coast	410	552	..	519	516	15,410	20,015	..	15,673	14,231
Other Foreign Countries	20	..	12	80	..	615	20	422	646	23
TOTAL FOREIGN COUNTRIES	3,474	2,150	2,529	2,740	4,591	1,28,422	76,122	87,358	79,504	1,21,507
Share of Bengal	2,220	1,316	2,199	1,905	2,374	72,251	33,373	75,730	37,175	71,176
„ Bombay	2,775	1,404	992	1,207	1,331	33,930	43,045	34,968	33,243	35,001
„ Sind	104	176	111	126	217	2,977	6,021	3,566	4,047	6,316
„ Madras	1,065	646	764	943	1,104	39,959	23,722	27,063	25,005	39,496
„ Burma	134	153	139	226	191	4,312	5,437	8,933	7,253	5,319
TOTAL	6,904	4,195	4,275	4,407	6,117	2,39,479	1,43,708	1,47,367	1,23,323	1,68,014
Chlorate (III. C)—										
United Kingdom (including Channel Islands)	Cwts.	Cwts.	Cwts.	Cwts.	Cwts.					
United Kingdom (including Channel Islands)	1	4	579	785	453	54	261	16,036	16,222	9,667
Finland	5,338	3,973	..	3,000	2,710	1,24,718	2,45,139	..	62,457	56,556
Sweden	12,465	3,143	24,248	10,126	12,126	2,88,890	2,15,923	6,26,657	2,37,171	2,62,659
Norway	384	7,379	..
Germany	12,592	16,275	7,710	3,606	12,240	2,69,543	4,10,775	1,94,100	1,95,009	2,42,080
Belgium	1,142	640	217	374	792	24,804	14,943	5,203	11,487	16,103
France	3,120	3,623	5,563	3,097	3,231	69,942	2,22,430	1,47,443	67,471	75,291
Switzerland	..	318	198	1,353	1,629	..	3,303	5,300	39,211	30,911
Japan	250	310	3,413	6,457	15,452	4,747	7,465	2,02,296	1,41,433	2,36,964
Other Foreign Countries	199	200	..	160	120	3,653	4,550	..	3,651	2,631
TOTAL FOREIGN COUNTRIES	35,056	43,482	46,349	34,267	43,300	7,36,297	11,29,533	11,30,999	7,66,069	9,73,195
Share of Bengal	10,120	16,327	19,181	11,136	17,733	2,35,553	4,43,117	5,16,143	2,51,677	2,66,919
„ Bombay	11,631	12,066	12,093	11,316	15,243	3,63,133	3,13,366	2,37,392	2,51,491	2,99,392
„ Sind	952	1,153	1,333	364	1,230	21,060	29,073	33,343	30,330	26,973
„ Madras	6,132	7,652	6,673	6,333	7,333	1,32,906	1,77,663	1,63,303	1,38,716	1,39,392
„ Burma	6,123	6,334	7,644	5,193	6,334	1,34,791	1,36,670	1,97,999	1,30,033	1,51,935
TOTAL	35,057	43,480	46,328	35,052	43,733	7,36,351	11,29,794	11,97,994	7,33,291	9,83,193

No. 10—continued

ARTICLES, AND COUNTRIES OF CONSIGNMENT: ALSO SHARE OF EACH PROVINCE	QUANTITY					VALUE				
	1931-32	1932-33	1933-34	1934-35	1935-36	1931-32	1932-33	1933-34	1934-35	1935-36
Chemicals and chemical prepara- tions (excluding chemical manures and medicines)— continued						R	R	R	R	R
Potassium Compounds— continued	Owts.	Owts.	Owts.	Owts.	Owts.					
Cyanide of Potassium (III. O)—										
United Kingdom (including Channel Islands)	87	177	306	223	379	10,258	20,095	34,001	23,883	43,119
Germany	34	35	44	37	127	3,492	5,085	6,413	5,208	10,491
Other Foreign Countries	2	30	7	4	..	244	2,102	1,062	656
TOTAL FOREIGN COUNTRIES	34	37	74	44	131	3,492	5,279	8,515	6,210	17,147
Share of Bengal	11	33	91	36	90	1,132	3,529	7,903	6,965	8,056
" Bombay	71	123	161	137	219	7,465	14,929	31,929	14,753	26,613
" Sind	16	26	43	34	129	1,976	2,898	6,762	4,237	16,470
" Madras	21	26	45	33	88	2,335	3,724	4,937	3,995	7,155
" Burma	2	6	6	7	14	337	394	945	1,023	1,933
TOTAL	121	214	380	267	510	13,745	25,974	42,516	30,098	60,266
Other sorts (III. O)—										
United Kingdom (including Channel Islands)	Owts. 558	Owts. 480	Owts. 636	Owts. 797	Owts. 1,344	1,24,247	1,03,008	1,14,464	93,554	1,09,845
Other British Possessions	6	8	17	272	1,007
TOTAL BRITISH EMPIRE	558	480	636	793	1,352	1,24,247	1,03,008	1,14,481	93,826	1,10,912
Germany	4,129	4,686	4,143	5,234	5,539	1,11,567	1,39,021	1,17,145	1,79,710	1,82,580
Netherlands	29	331	573	497	226	11,121	19,380	19,418	23,554	8,941
Belgium	50	156	235	103	1,264	1,983	13,449	6,917	3,061	41,312
France	79	171	51	556	394	9,367	12,133	5,933	26,322	39,227
Czechoslovakia	40	111	344	1,936	5,137	11,344
Japan	82	146	143	343	297	33,390	97,240	43,630	23,995	21,939
Other Foreign Countries	29	55	101	124	146	2,739	2,603	4,694	3,063	6,167
TOTAL FOREIGN COUNTRIES	4,393	5,395	5,291	7,013	8,000	2,30,717	2,38,323	2,04,303	2,69,896	3,10,610
Share of Bengal	2,933	3,357	3,374	4,169	3,403	1,56,744	1,43,540	1,04,311	1,53,122	1,16,130
" Bombay	1,353	1,325	1,100	2,150	2,601	73,763	1,35,607	1,03,321	1,12,609	1,42,279
" Sind	363	363	612	671	735	23,730	35,766	29,993	37,512	37,340
" Madras	210	212	456	251	737	73,322	54,333	57,327	26,053	23,621
" Burma	139	113	435	570	2,436	13,350	14,133	23,917	29,425	33,542
TOTAL	4,953	5,875	5,927	7,811	9,952	3,44,954	3,36,334	3,19,239	3,63,722	4,21,522
Total Potassium compounds—										
United Kingdom (including Channel Islands)	Owts. 4,076	Owts. 2,706	Owts. 3,267	Owts. 3,462	Owts. 3,702	2,45,511	1,91,550	2,24,569	1,32,477	2,00,433
Other British Possessions	6	8	17	272	1,007
TOTAL BRITISH EMPIRE	4,076	2,706	3,267	3,468	3,710	2,45,511	1,91,550	2,24,586	1,33,749	2,01,505

GENERAL IMPORTS

ARTICLES, AND COUNTRIES OF CONSIGNMENT; ALSO SHARE OF EACH PROVINCE	QUANTITY					VALUE				
	1931-32	1932-33	1933-34	1934-35	1935-36	1931-32	1932-33	1933-34	1934-35	1935-36
						R	R	R	R	R
Chemicals and chemical preparations (excluding chemical manures and medicines)—continued Potassium compounds—concluded Total Potassium compounds—continued	Cwts.	Cwts.	Cwts.	Cwts.	Cwts.					
Finland	5,388	8,978	..	8,000	2,710	1,24,718	2,45,189	..	62,457	86,848
Sweden	12,465	8,148	24,258	10,206	12,147	2,68,690	2,15,928	8,27,189	2,42,587	2,08,028
Norway	284	7,279	..
Germany	19,627	22,382	19,355	15,087	20,190	4,04,392	6,07,187	8,07,721	4,16,512	5,06,222
Netherlands	29	533	601	514	348	11,121	18,694	21,072	21,717	11,265
Belgium	1,192	796	756	768	2,146	25,787	28,308	22,828	16,998	60,129
France	3,199	3,794	5,614	3,053	4,127	79,809	2,24,568	1,52,421	98,918	1,14,699
Switzerland	20	818	108	1,853	1,649	1,704	8,208	5,373	39,211	21,766
Czechoslovakia	99	..	40	111	244	1,780	..	1,966	5,187	11,244
Japan	414	568	9,323	7,801	17,440	99,744	1,08,428	2,78,029	1,92,267	2,48,422
United States of America— Via Atlantic Coast	411	552	..	519	516	15,496	20,015	..	15,678	14,221
" Pacific "	100	1,375
Other Foreign Countries	28	55	101	234	105	1,622	2,608	4,622	6,822	4,248
TOTAL FOREIGN COUNTRIES	42,962	51,064	54,243	44,069	61,632	11,38,932	14,94,290	14,81,680	11,21,679	14,22,459
Share of Bengal	15,360	21,933	24,745	17,316	21,555	4,66,729	6,48,559	7,04,137	4,72,929	6,66,220
" Bombay	15,785	14,217	14,221	15,010	19,599	4,47,345	6,14,547	4,47,580	4,14,098	5,14,440
" Sind	1,448	1,728	2,704	1,694	2,361	49,793	78,212	73,083	66,297	27,653
" Madras	8,048	3,386	7,957	7,610	9,742	2,68,032	2,61,397	2,22,997	1,94,368	2,01,724
" Burma	6,467	6,806	8,323	5,906	9,275	1,22,650	1,27,129	2,22,849	1,27,793	2,63,407
TOTAL	47,038	58,770	57,510	47,537	65,332	13,84,539	16,65,810	17,06,266	13,06,422	16,32,964
Soda Compounds— Sodium bicarbonate (III. C)— United Kingdom (including Channel Islands)	Cwts.	Cwts.	Cwts.	Cwts.	Cwts.					
Other British Possessions	99	1	78	11	..	578	7	419	..
TOTAL BRITISH EMPIRE	91,146	89,604	92,082	86,869	107,429	7,21,222	6,86,692	6,92,127	6,11,954	6,75,204
U. S. S. R.— Northern	2,828	629	401	29,108	5,648	2,811
Southern	3,002	4,674	1,954	394	..	26,219	40,473	14,191	2,166	..
Germany	706	69	38	349	26	5,018	1,920	1,186	5,147	1,240
Japan	2,717	20,225	18,966	20,730	..	26,048	1,29,206	1,12,324	98,961
Egypt	900	227	394	5,067	1,265	2,251	..
United States of America— Via Atlantic Coast	3,417	1,324	2,401	3,708	894	22,511	24,468	24,669	24,468	5,925
Other Foreign Countries	519	146	108	31	11	2,477	1,325	1,091	876	627
TOTAL FOREIGN COUNTRIES	10,497	11,959	26,354	22,897	21,661	81,221	1,08,874	1,74,479	1,48,242	1,06,768
Share of Bengal	28,580	32,438	26,309	22,216	29,199	2,27,262	2,59,071	2,59,621	2,25,911	2,57,150
" Bombay	29,276	28,227	22,261	22,728	24,927	9,39,266	2,04,299	2,19,228	1,28,066	2,08,202
" Sind	16,590	16,264	18,412	17,772	17,456	1,12,797	1,12,161	1,26,566	1,21,909	1,09,267
" Madras	12,941	12,968	20,511	18,060	21,960	92,127	1,02,200	1,42,426	96,622	1,09,708
" Burma	14,127	12,622	14,222	12,920	16,497	1,22,711	1,22,225	1,27,722	1,17,633	1,02,241
TOTAL	101,612	101,468	118,417	1,10,706	1,29,090	8,02,452	7,92,566	8,66,066	7,60,196	7,81,967
Sodium dichromate (III. C)— United Kingdom (including Channel Islands)	Cwts.	Cwts.	Cwts.	Cwts.	Cwts.					
Other British Possessions	10	..
TOTAL BRITISH EMPIRE	5,780	5,228	10,984	11,060	8,978	1,86,800	1,52,719	2,84,869	2,76,097	2,10,126
U. S. S. R.— Southern	571	9,808	..
Germany	4,127	1,975	809	1,702	1,512	1,17,977	62,295	22,980	42,812	24,662
Netherlands	601	1,638	15,025	40,418
Belgium	148	61	825	372	140	2,710	1,651	19,902	9,476	2,762
Japan	18	89	1,649	2,111	..	460	578	28,025	72,021
China (exclusive of Hongkong and Macao)	515	9,228	..
United States of America— Via Atlantic Coast	410	2,108	246	1,072	512	12,202	24,268	7,472	20,456	12,467
Other Foreign Countries	39	1,174
TOTAL FOREIGN COUNTRIES	5,296	6,824	1,978	5,971	5,221	1,49,616	1,91,207	51,822	1,26,275	1,28,292

No. 10—continued

ARTICLES AND COUNTRIES OF CONSIGNMENT; ALSO SHARE OF EACH PROVINCE	QUANTITY					VALUE				
	1931-32	1932-33	1933-34	1934-35	1935-36	1931-32	1932-33	1933-34	1934-35	1935-36
Chemicals and chemical preparations (excluding chemical manures and medicines)—continued						R	R	R	R	R
<i>Soda Compounds—continued</i>										
Sodium dichromate (III. O)—continued	Cwts.	Cwts.	Cwts.	Cwts.	Cwts.					
Share of Bengal	1,698	1,809	3,509	4,430	4,177	26,630	64,614	1,03,455	1,18,499	1,01,769
" Bombay	2,334	1,543	737	2,815	871	88,721	60,063	21,384	61,771	22,203
" Sind	30	60	40	626	1,001	1,086	..
" Madras	4,712	8,057	8,056	9,745	9,211	1,97,377	2,23,212	1,96,322	2,30,558	2,10,032
" Burma	1,732	603	595	1	..	44,587	16,471	13,539	88	..
TOTAL	11,026	12,072	12,957	17,031	14,259	2,86,315	3,43,986	3,86,751	4,11,972	3,31,084
<i>Borax (III. O)—</i>										
United Kingdom (including Channel Islands)	10,488	17,673	9,455	12,716	10,764	1,22,366	1,74,859	1,03,269	1,37,197	1,76,431
Other British Possessions	7	2	..
TOTAL BRITISH EMPIRE	10,488	17,673	9,455	12,716	10,764	1,22,373	1,74,859	1,03,269	1,37,199	1,76,431
Germany	991	138	59	58	65	14,041	1,922	1,017	823	926
Netherlands	645	590	41	50	180	6,132	6,189	944	768	2,561
Belgium	1,400	12,475	1
France	800	200	..	7,087	2	..	2,000
Italy (including Fiume)	4,872	4,174	919	1,106	..	53,434	45,126	10,460	12,056	..
Japan	5	..	4,368	12,804	12,011	34	..	40,737	1,17,474	98,204
United States of America—										
Via Atlantic Coast	1,560	3,655	423	661	1,423	19,326	35,833	4,032	6,777	13,591
" Pacific "	2,450	4,350	500	1,040	1,600	28,992	41,986	4,959	9,582	14,705
Other Foreign Countries	30	341	2
TOTAL FOREIGN COUNTRIES	10,553	15,157	6,235	15,739	15,459	1,17,300	1,50,624	62,201	1,47,450	1,32,109
Share of Bengal	9,437	13,593	6,915	16,023	13,215	1,02,290	1,75,370	68,034	1,49,243	1,58,693
" Bombay	6,309	7,056	4,490	6,035	7,510	69,628	70,331	46,857	75,501	75,077
" Sind	1,931	4,340	1,717	2,444	3,576	21,451	41,164	17,299	24,823	37,073
" Madras	2,601	2,372	2,077	2,538	2,051	35,536	29,542	30,772	28,494	25,419
" Burma	713	564	531	480	361	10,778	8,076	7,467	6,539	12,073
TOTAL	21,041	32,820	15,750	28,455	32,223	2,39,673	3,25,423	1,70,470	2,34,649	3,08,540
<i>Caustic soda (III. O)—</i>										
United Kingdom (including Channel Islands)	212,104	230,324	260,208	293,924	337,469	25,55,343	27,09,417	30,04,386	32,72,578	35,10,438
Other British Possessions	27	89	279	59	3	393	1,202	3,365	654
TOTAL BRITISH EMPIRE	212,104	230,351	260,297	294,203	337,528	25,55,351	27,09,810	30,05,588	32,75,943	35,11,142
U. S. S. E.—										
Northern	4,677	5,399	51,293	69,549
Southern	776	10,174	1,704	9,220	1,32,055	16,617
Germany	23,846	623	149	3,585	4,357	3,25,171	9,805	2,659	44,049	50,509
Belgium	1,654	5	18,147	692
France	1,116	101	1,126	946	103	10,913	1,000	10,300	10,475	950
Japan	4,300	10,042	31,066	32,327	..	49,666	1,89,574	3,56,626	2,99,643
Egypt	376	1,757	184	3,608	19,787	1,936
United States of America—										
Via Atlantic Coast	16,736	31,804	23,310	46,880	31,152	1,05,041	4,01,092	3,30,462	5,12,629	2,69,841
Other Foreign Countries	98	20	1	53	3	1,193	303	117	580	561
TOTAL FOREIGN COUNTRIES	49,324	54,178	43,016	83,430	63,447	6,14,536	6,82,267	5,51,305	9,25,259	6,22,196
Share of Bengal	36,937	76,446	103,343	129,308	142,568	10,23,916	3,73,921	12,32,307	14,63,003	14,16,708
" Bombay	23,138	23,401	27,272	21,151	107,331	3,13,145	9,36,095	7,51,730	10,24,231	11,30,004
" Sind	47,515	60,303	62,311	69,451	63,723	5,33,031	6,90,691	6,91,304	7,39,315	6,97,845
" Madras	30,593	53,463	60,368	64,615	69,162	3,71,956	6,29,465	6,60,324	6,50,724	6,06,946
" Burma	12,343	20,412	19,038	22,710	20,661	2,32,539	2,25,274	2,19,788	2,63,429	2,31,335
TOTAL	261,422	284,520	303,313	377,633	405,975	31,69,937	33,92,057	35,56,953	42,01,202	41,33,338

GENERAL IMPORTS

ARTICLES, AND COUNTRIES OF CONSIGNMENT; ALSO SHARE OF EACH PROVINCE	QUANTITY					VALUE				
	1931-32.	1932-33	1933-34	1934-35	1935-36	1931-32	1932-33	1933-34	1934-35	1935-36
						R	R	R	R	R
Chemicals and chemical preparations (excluding chemical manures and medicines)—continued										
Soda Compounds—continued										
Sodium cyanide (III. C)—										
United Kingdom (including Channel Islands)	6,040	5,860	5,260	5,626	5,049	8,14,281	8,07,038	2,71,519	2,86,987	2,87,808
Germany	900	400	..	20	40	41,086	16,176	76	1,102	2,158
Czechoslovakia	..	200	7,984
Japan	100	500
TOTAL FOREIGN COUNTRIES	900	600	..	20	140	41,086	24,160	76	1,102	2,658
Share of Bengal	1	87	23
" Bombay	200	120	20	20	45	18,541	11,378	1,471	1,102	2,424
" Sind	3	182
" Madras	5,240	5,740	5,240	5,385	5,141	8,00,740	8,26,768	8,70,124	8,38,900	8,37,438
" Burma	900	600	41,086	24,160
TOTAL	6,940	6,460	5,260	5,646	5,189	8,55,867	8,31,198	2,71,695	2,88,089	2,40,461
Sodium sulphate (III. C)—										
United Kingdom (including Channel Islands)	..	1,750	2,642	4,232	161	..	14,524	19,248	19,481	2,568
Straits Settlements	5	16	16	82	171	289
TOTAL BRITISH EMPIRE	..	1,750	2,647	4,248	177	..	14,524	19,330	19,652	2,857
Germany	..	5,375	4,151	6,461	4,528	..	28,785	18,686	28,755	18,046
Other Foreign Countries	..	375	442	..	232	..	1,719	2,122	..	1,092
TOTAL FOREIGN COUNTRIES	..	5,750	4,594	6,461	4,760	..	30,504	20,758	28,755	20,089
Share of Bengal	..	3,654	2,798	6,205	606	..	16,321	11,358	27,722	2,652
" Bombay	..	1,920	1,424	6,647	4,042	..	13,514	8,438	17,996	17,181
" Sind	..	62	34	85	33	..	1,181	309	1,584	316
" Madras	..	1,741	1,066	62	66	..	13,553	7,143	652	1,949
" Burma	..	68	1,361	60	195	..	459	11,735	643	1,697
TOTAL	..	7,500	7,241	10,769	4,932	..	45,022	40,038	48,407	22,896
Soda sulphide (III. C)—										
United Kingdom (including Channel Islands)	21,484	22,290	18,365	20,794	45,483	1,57,618	1,58,899	80,117	2,05,280	2,72,716
Other British Possessions	48	6	366	108
TOTAL BRITISH EMPIRE	21,484	22,290	18,365	20,842	45,489	1,57,618	1,58,899	80,117	2,05,646	2,72,824
U. S. S. R.—										
Northern	4,845	5,305	2,268	29,182	85,352	11,199
Southern	376	..	991	1,898	..	5,125
Germany	8,841	1,926	2,985	1,905	3,966	65,187	12,980	24,708	13,409	22,159
Belgium	2,689	2,157	455	250	118	21,200	15,025	2,437	1,680	962
Japan	4,871	12,328	17,795	4,785	10,841	22,996	64,799	79,350	27,366	58,712
Other Foreign Countries	140	544	..	879	..	1,134	8,662	..	4,787	4
TOTAL FOREIGN COUNTRIES	21,262	22,280	25,499	7,709	14,925	1,52,592	1,32,616	1,22,819	47,242	76,838
Share of Bengal	4,502	5,686	5,934	6,726	10,377	34,092	36,764	29,768	38,927	57,766
" Bombay	31,521	31,479	27,967	23,141	25,620	2,22,422	1,97,177	1,37,457	1,49,329	1,92,260
" Sind	160	172	51	202	222	1,242	1,221	325	1,602	1,422
" Madras	5,965	6,952	4,575	5,219	8,417	14,955	53,389	32,322	40,627	48,213
" Burma	788	221	247	2,657	5,622	7,212	2,606	2,942	22,022	42,945
TOTAL	42,696	44,570	38,874	38,551	60,414	8,10,205	2,91,217	2,02,936	2,52,828	3,49,669
Sodium Carbonate (III. C)—										
United Kingdom (including Channel Islands)	847,522	858,800	898,474	971,190	1,055,982	50,91,118	49,40,974	51,10,869	58,97,380	52,97,378
Aden and Dependencies	2,007	8,228	2,214	2,450	3,260	9,847	31,408	8,340	6,367	5,714
Kenya Colony	67,097	79,000	88,002	67,000	70,000	3,83,038	4,40,701	4,61,874	2,71,900	3,78,522
Other British Possessions	..	4	122	197	49	18	40	708	1,177	266
TOTAL BRITISH EMPIRE	917,626	941,092	979,412	1,040,837	1,129,241	54,84,021	54,12,121	55,90,786	57,76,364	56,76,880
U. S. S. R.—										
Northern	19,829	9,818	1,575	1,35,860	71,742	5,789
Southern	57,564	89,222	38,322	18,076	..	4,13,275	6,55,748	1,86,645	64,207	..
Germany	18,460	22	101	99	45	92,895	517	985	2,087	844
Italy (including Fiume)	1,420	5,009	8,042	27,324
Japan	..	50,878	50,478	145,120	98,49	..	2,71,064	2,63,638	7,05,163	4,02,898
Egypt	1,835	6,074	9,154	780	..	11,484	32,857	45,049	2,756	..
United States of America— Fid Atlantic Coast	713	424	51,622	21,228	22,186	8,187	3,227	3,02,078	1,22,507	98,017
" Pacific "	2,315	15,091	3,540	16,890	89,672	16,116
Other Foreign Countries	1,249	85	2	62	5	8,510	204	57	877	85
TOTAL FOREIGN COUNTRIES	97,885	161,482	151,250	195,411	124,217	6,91,248	10,62,768	8,04,881	9,87,329	5,12,910

* Separately recorded from 1932-33.

No. 10—continued

ARTICLES, AND COUNTRIES OF CONSIGNMENT; ALSO SHARE OF EACH PROVINCE	QUANTITY					VALUE				
	1931-32	1932-33	1933-34	1934-35	1935-36	1931-32	1932-33	1933-34	1934-35	1935-36
Chemicals and chemical prepara- tions (excluding chemical manures and medicines)— continued						R	R	R	R	R
Soda Compounds—continued										
Sodium carbonate (III. C)— continued	Cwts.	Cwts.	Cwts.	Cwts.	Cwts.					
Share of Bengal	691,917	618,401	625,286	682,306	730,083	35,84,192	37,21,885	36,45,937	39,43,366	38,63,983
" Bombay	124,690	150,715	135,009	160,741	171,898	8,57,770	9,21,440	7,33,048	8,30,686	7,90,973
" Sind	205,412	210,608	230,988	259,240	205,807	11,93,512	11,63,716	12,79,621	13,76,790	9,04,934
" Madras	71,082	98,628	113,276	107,762	121,935	3,92,698	5,16,314	5,75,954	4,57,332	4,98,016
" Burma	22,410	24,226	25,563	26,199	24,035	1,47,694	1,52,559	1,56,049	1,57,519	1,33,824
TOTAL	1,015,611	1,102,574	1,130,662	1,236,248	1,258,458	61,75,864	64,75,884	68,05,617	67,64,693	61,89,790
Sodium silicate (III. O)— United Kingdom (including Channel Islands).	Cwts.	Cwts.	Cwts.	Cwts.	Cwts.					
Other British Possessions	29,959	28,792	28,478	26,084	45,071	1,91,595	1,84,191	1,76,148	2,40,290	2,85,862
TOTAL BRITISH EMPIRE	29,959	28,792	28,506	26,084	45,071	1,91,618	1,84,191	1,76,417	2,42,084	2,85,862
Germany	2,262	2,210	1,756	2,032	1,189	19,007	17,765	17,094	15,854	6,939
Netherlands	1,142	8,617	26
Belgium	267	1,087	3,240	247	1,989	2,244	7,408	18,668	1,879	10,862
France	1,513	12,880
Japan	401	3,231	2,729	2,637	..	3,080	20,568	20,038	14,863
Other Foreign Countries	2	119	1	84	..	14	3,317	25	559
TOTAL FOREIGN COUNTRIES	5,184	3,800	8,345	5,009	5,899	42,748	28,262	65,645	37,596	33,249
Share of Bengal	5,217	1,938	7,386	10,332	14,737	42,663	3,335	59,316	67,661	83,906
" Bombay	6,978	5,302	6,964	9,670	14,538	37,371	43,005	46,571	63,128	87,180
" Sind	2,627	2,010	1,744	2,058	2,106	30,348	13,693	10,951	11,676	11,947
" Madras	7,635	12,076	9,883	8,486	11,321	57,025	37,376	70,144	68,330	73,543
" Burma	6,886	7,216	6,375	9,927	7,718	56,954	59,544	55,551	79,395	62,325
TOTAL	29,148	27,592	31,851	41,043	50,970	2,34,361	2,12,458	2,42,062	2,80,680	3,18,911
Other sorts (III. O)— United Kingdom (including Channel Islands)	Cwts.	Cwts.	Cwts.	Cwts.	Cwts.	3,44,130	2,90,568	4,84,298	5,46,384	5,71,309
Other British Possessions	17	452	41	35	43	468	2,942	378	1,302	419
TOTAL BRITISH EMPIRE	3,604	9,332	10,214	16,519	22,291	2,44,598	2,93,510	4,84,671	5,47,686	5,71,728
Germany	13,503	3,762	6,016	20,822	25,570	1,42,671	95,077	1,45,519	6,02,080	4,75,416
Netherlands	867	1,404	171	53	60	45,941	69,405	5,694	1,807	979
Belgium	1,023	1,168	607	437	310	31,511	35,928	16,271	16,539	2,573
France	1,035	1,749	700	270	184	13,441	55,521	23,750	12,090	4,953
Czechoslovakia	80	10	39	119	..	935	517	2,275	6,110	..
Italy (including Fiume)	98	130	91	..	50	5,008	6,733	1,733	80	1,406
Switzerland	2	10	..	215	373	36	558	..	9,041	14,861
Japan	1,094	259	611	1,321	..	9,036	2,853	10,466	8,410
United States of America— Vid Atlantic Coast	99	95	229	133	5,103	5,058	10,479	7,498	3,211	57,005
" Pacific	356	6,599
Other Foreign Countries	80	..	18	536	454	1,195	..	1,915	9,402	2,652
TOTAL FOREIGN COUNTRIES	16,842	9,407	8,130	23,250	33,931	2,45,346	2,38,199	2,07,553	6,71,726	5,74,754
Share of Bengal	4,613	3,426	5,082	3,453	12,943	48,142	99,674	1,39,956	2,53,571	2,81,602
" Bombay	10,113	6,607	13,377	19,433	23,110	1,60,114	2,04,735	2,49,970	5,76,359	4,82,560
" Sind	693	1,418	1,111	1,193	2,109	17,090	24,505	26,146	34,723	44,325
" Madras	5,134	4,346	6,334	11,324	12,969	1,62,343	1,64,037	2,10,920	3,19,323	2,65,363
" Burma	4,889	3,243	1,640	1,451	4,791	1,02,856	92,768	45,232	31,361	70,742
TOTAL	25,446	19,039	27,344	41,769	55,922	4,90,444	5,76,709	6,92,224	12,19,411	11,46,482

GENERAL IMPORTS

ARTICLES, AND COUNTRIES OF CONSIGNMENT; ALSO SHARE OF EACH PROVINCE	QUANTITY					VALUE				
	1931-32	1932-33	1933-34	1934-35	1935-36	1931-32	1932-33	1933-34	1934-35	1935-36
						Rs	Rs	Rs	Rs	Rs
Chemicals and chemical preparations (excluding chemical manures and medicines)—continued										
Soda compounds—concluded										
Total Soda compounds—										
	Owts.	Owts.	Owts.	Owts.	Owts.					
United Kingdom (including Channel Islands)	1,227,010	1,259,412	1,130,116	1,470,553	1,044,584	95,84,478	96,16,808	1,02,40,838	1,09,92,069	1,12,39,700
Aden and Dependencies	8,007	8,387	2,814	2,459	2,260	9,847	31,978	8,840	6,421	5,716
Hongkong	..	1	..	647	5	..	9	..	5,849	21
Kenya Colony	67,097	79,000	83,002	67,000	70,000	2,83,083	4,40,701	4,61,874	3,71,990	3,75,522
Other British Possessions	17	82	291	345	168	514	739	2,591	2,703	1,704
TOTAL BRITISH EMPIRE	1,297,181	1,346,882	1,416,223	1,541,004	1,718,017	99,27,872	1,00,92,280	1,07,18,643	1,13,81,062	1,16,80,672
U. S. S. R.—										
Northern	31,174	21,146	4,339	411	60	2,89,441	1,82,291	19,799	4,613	778
Southern	61,718	1,04,285	42,972	14,172	..	4,50,607	8,30,267	2,22,578	77,549	..
Germany	68,646	16,660	17,057	37,213	41,293	8,23,753	2,40,243	2,35,760	7,57,818	6,13,799
Netherlands	3,931	3,682	215	122	224	80,972	1,16,034	6,828	3,287	4,637
Belgium	5,917	5,936	5,238	1,320	2,462	77,808	73,243	53,179	30,395	18,983
France	4,150	2,915	1,826	1,216	437	40,720	66,363	34,052	23,465	7,903
Switzerland	2	14	20	215	373	39	646	207	9,041	14,861
Italy (including Fiume)	6,762	9,416	1,010	1,106	52	66,993	79,911	12,243	12,136	1,526
Czechoslovakia	80	210	39	119	..	986	3,501	2,275	6,110	..
Japan	4,896	72,741	112,890	218,630	182,299	34,241	4,24,215	7,34,512	12,83,551	10,51,224
China (exclusive of Hongkong and Macao)	60	516	..	984	9,228	..
Egypt	2,261	8,731	9,565	1,724	..	15,392	57,531	48,050	10,127	..
United States of America—										
Via Atlantic Coast	22,985	40,917	84,850	73,703	61,310	2,59,876	5,59,447	6,80,163	7,00,133	4,52,406
“ Pacific “	4,766	4,350	500	16,131	5,496	40,682	41,966	4,959	99,234	37,430
Other Foreign Countries	366	304	25	153	399	3,249	4,610	1,993	4,878	1,916
TOTAL FOREIGN COUNTRIES	217,718	291,747	280,446	366,637	294,415	21,30,747	26,94,846	20,61,609	31,31,075	22,05,409
Share of Bengal	733,050	761,546	302,018	397,703	973,146	50,93,752	53,33,336	55,71,306	62,92,929	62,24,333
“ Bombay	269,316	299,440	275,171	246,286	400,493	25,23,743	26,52,434	22,11,660	30,57,423	30,65,776
“ Sind	274,933	295,690	316,334	352,496	299,741	18,99,637	20,49,118	21,55,213	22,13,078	17,98,413
“ Madras	166,308	212,334	232,370	223,886	359,733	17,39,744	21,35,902	21,96,531	21,69,573	29,75,313
“ Burma	70,737	69,719	70,776	77,465	79,410	7,57,823	7,15,337	6,40,042	6,79,069	6,62,237
TOTAL	1,514,844	1,633,629	1,696,669	1,907,841	2,012,432	1,20,64,619	1,27,86,676	1,27,76,252	1,45,12,137	1,38,26,081
Sulphur (Brimstone) (III. C)—										
United Kingdom (including Channel Islands)	51,772	4,452	1,311	1,487	578	2,25,844	30,728	9,111	41,799	5,060
Other British Possessions	165	..	68	304	..	2,108	..	333	1,485	51
TOTAL BRITISH EMPIRE	51,937	4,452	1,379	1,791	578	2,28,452	30,728	9,444	43,284	5,111
Germany	21,412	37,687	32,074	9,844	42,157	1,11,601	1,88,644	1,31,022	49,792	1,86,006
Netherlands	20	2,589	200	200	..	223	15,386	817	3,038	1
Italy (including Fiume)	232,715	206,403	245,157	218,600	184,521	12,16,777	11,55,239	12,51,149	9,08,316	8,19,478
Austria	1,160	5,909
Java	..	31,419	41,823	48,961	32,602	..	4,05,165	1,90,451	1,94,360	1,53,409
Japan	1,527	31,212	97,123	118,800	247,534	29,276	1,48,699	3,78,951	4,12,991	8,23,741
United States of America—										
Via Atlantic Coast	2,882	594	25,929	9,472	11,815	17,262	4,493	1,12,028	50,941	61,293
“ Pacific “	800	3,537	..
Other Foreign Countries	20	160	..	264	500	243	1,531	21	2,058	2,936
TOTAL FOREIGN COUNTRIES	259,736	369,014	442,311	402,631	519,889	18,81,296	19,20,147	20,59,439	16,80,608	20,40,929
Share of Bengal	206,518	245,690	233,131	230,534	343,956	10,21,433	13,91,861	13,36,916	11,69,467	13,23,213
“ Bombay	49,647	51,111	49,479	67,459	65,367	3,14,986	2,34,136	2,39,886	2,6,335	2,22,153
“ Sind	7,326	10,235	12,191	12,914	12,784	49,213	61,036	63,331	65,031	68,132
“ Madras	7,732	2,666	18,690	20,092	18,390	43,226	67,129	1,11,439	99,323	96,430
“ Burma	40,920	47,974	30,299	32,463	78,985	1,75,820	2,36,775	3,37,313	1,38,336	2,39,063
TOTAL	311,673	364,466	443,090	404,422	519,972	16,09,748	19,50,935	20,08,883	17,23,887	20,52,040

No. 10—continued

ARTICLES, AND COUNTRIES OF CONSIGNMENT: ALSO SHARE OF EACH PROVINCE	QUANTITY					VALUE				
	1931-32	1932-33	1933-34	1934-35	1935-36	1931-32	1932-33	1933-34	1934-35	1935-36
Chemicals and chemical preparations (excluding chemical manures and medicines)— continued						R	R	R	R	R
<i>Zinc compounds—</i>										
Chloride (III. C)—	Cwts.	Cwts.	Cwts.	Cwts.	Cwts.					
United Kingdom (including Channel Islands)	27,029	28,090	18,912	14,278	16,036	2,88,261	2,81,829	1,77,632	1,20,899	1,31,142
Hongkong	4	1	62	10
TOTAL BRITISH EMPIRE	27,029	28,090	18,912	14,277	16,037	2,88,261	2,81,829	1,77,632	1,20,961	1,31,152
Germany	6,243	1,957	9,068	13,366	16,708	78,826	25,177	64,402	1,12,857	1,31,797
Belgium	1,876	217	1,767	3,839	4,311	21,308	2,585	16,790	33,034	34,976
Other Foreign Countries	165	332	302	20	345	2,116	4,122	2,791	161	2,838
TOTAL FOREIGN COUNTRIES	8,284	2,506	11,137	17,225	21,364	97,245	31,884	1,08,983	1,45,552	1,69,605
Share of Bengal	3,403	1,944	3,826	4,027	4,588	41,981	23,028	42,889	36,889	38,711
" Bombay	31,066	27,958	25,614	26,622	31,310	3,32,251	2,81,550	2,30,798	2,19,539	2,46,398
" Sind	265	60	83	129	136	4,106	1,039	1,599	2,128	1,754
" Madras	430	549	433	639	1,291	5,738	6,857	4,935	6,781	12,755
" Burma	99	85	93	85	76	1,433	1,239	1,374	1,136	1,139
TOTAL	35,313	30,596	30,049	31,502	37,401	3,85,506	3,13,713	2,81,615	2,66,518	3,00,757
Others (III. O)—	Cwts.	Cwts.	Cwts.	Cwts.	Cwts.					
United Kingdom (including Channel Islands)	461	503	3,108	28,180	36,920	5,587	10,290	50,049	4,24,944	5,24,764
Germany	7,088	1,852	3,857	1,604	1,980	36,877	14,510	21,508	23,986	27,316
Netherlands	..	20	68	21	429	..	532	1,255	459	5,584
Belgium	..	3	167	471	499	..	97	2,966	7,411	7,160
Japan	..	281	310	4,165	4,851	..	2,881	4,826	57,882	72,365
Other Foreign Countries	..	19	20	3	120	..	1	343	63	1,770
TOTAL FOREIGN COUNTRIES	7,091	2,175	3,922	6,264	7,889	36,775	18,578	30,398	89,838	1,14,195
Share of Bengal	30	642	3,138	20,546	20,524	362	9,470	47,240	2,84,942	4,19,325
" Bombay	427	166	167	13,039	13,161	4,278	2,869	6,403	2,10,405	1,93,318
" Sind	93	157	38	423	623	3,161	5,100	1,834	11,366	16,188
" Madras	10	193	356	179	329	375	2,277	6,327	3,819	6,320
" Burma	7,000	1,610	3,281	260	282	34,196	9,152	18,583	4,260	6,398
TOTAL	7,552	2,678	7,030	34,444	44,809	42,362	28,898	80,447	5,14,782	6,38,959
Total Zinc compounds—	Cwts.	Cwts.	Cwts.	Cwts.	Cwts.					
United Kingdom (including Channel Islands)	27,490	28,503	22,020	42,453	52,956	2,93,848	2,92,119	2,27,681	5,45,843	6,55,906
Other British Possessions	4	1	62	10
TOTAL BRITISH EMPIRE	27,490	28,503	22,020	42,457	52,957	2,93,848	2,92,119	2,27,681	5,45,905	6,55,916
Germany	18,331	3,809	12,425	14,970	18,698	1,10,503	39,637	1,06,910	1,36,348	1,59,118
Netherlands	3	226	68	21	429	99	3,452	1,255	459	5,585
Belgium	1,879	220	1,934	4,310	4,810	21,400	2,679	19,756	40,485	42,185
Japan	..	387	312	4,185	5,196	..	3,805	4,435	58,048	75,197
Other Foreign Countries	162	39	320	3	120	2,018	839	3,035	60	1,770
TOTAL FOREIGN COUNTRIES	15,375	4,661	15,059	23,489	29,253	1,34,020	50,462	1,34,831	2,35,390	2,83,800
Share of Bengal	3,423	2,586	7,014	24,573	35,112	42,343	39,493	90,129	3,21,331	4,51,036
" Bombay	31,493	28,194	25,781	39,658	44,461	3,36,529	2,84,419	2,37,201	4,23,994	4,44,518
" Sind	360	217	121	582	669	7,258	6,139	3,433	13,474	17,913
" Madras	490	652	789	318	1,020	6,111	9,134	11,342	10,600	19,556
" Burma	7,099	1,695	3,374	345	358	35,629	10,391	19,957	5,396	6,537
TOTAL	42,865	33,274	37,079	65,946	82,210	4,27,868	3,42,581	3,62,002	7,81,295	9,39,716
Other sorts of chemicals (III. O)—										
United Kingdom (including Channel Islands)	14,31,513	14,76,031	15,40,665	17,39,576	23,05,222
Ceylon (including Maldives)	18,392	18,370	17,040	22,842	17,596
Straits Settlements	2,960	10,818	8,545	7,785	5,551
Hongkong	24,115	20,338	20,267	24,374	29,157
Canada—	11,624	17,924	39,679	36,051
Vid Atlantic Coast	7,137	6,667	4,649	10,814	6,858
Commonwealth of Australia	543	198	1,081	2,584	92
Other British Possessions
TOTAL BRITISH EMPIRE	15,34,530	15,44,046	16,10,191	18,47,204	24,01,421

ARTICLES, AND COUNTRIES OF CONSIGNMENT; ALSO SHARE OF EACH PROVINCE	QUANTITY					VALUE				
	1931-32	1932-33	1933-34	1934-35	1935-36	1931-32	1932-33	1933-34	1934-35	1935-36
						Rs	Rs	Rs	Rs	Rs
Chemicals and chemical preparations (excluding chemical manures and medicines)—continued										
Other sorts of Chemicals (III. C)—continued						27,452
Finland	—	—	—	—	—	84,167	28,477	55,514	23,680	40,758
Sweden	—	—	—	—	—	15,54,203	17,70,491	17,12,418	16,60,588	18,75,916
Germany	—	—	—	—	—	8,05,235	8,25,555	1,74,508	2,62,845	3,02,548
Netherlands	—	—	—	—	—	28,558	70,957	21,646	62,228	1,06,832
Belgium	—	—	—	—	—	1,54,470	2,30,474	1,48,048	2,24,897	2,67,426
France	—	—	—	—	—	58,837	56,556	77,398	1,50,758	1,40,139
Switzerland	—	—	—	—	—	29,643	41,474	26,085	20,275	26,402
Italy (including Fiume)	—	—	—	—	—	553	9,588	4,622	2,323	11,646
Austria	—	—	—	—	—	114	..	6,045
Hungary	—	—	—	—	—	1,097	16,273	4,405	1,916	1,090
Czechoslovakia	—	—	—	—	—	2,43,428	2,89,297	3,54,601	3,44,085	4,85,742
Japan	—	—	—	—	—	21,102	17,807	22,471	25,555	27,200
China (exclusive of Hongkong and Macao)	—	—	—	—	—	5,51,149	5,29,922	4,78,485	4,03,067	4,47,870
United States of America— Via Atlantic Coast	—	—	—	—	—	468	1,067	2,321	7,419	27,974
“ Pacific ”	—	—	—	—	—	..	7,612
Argentine Republic (including the Atlantic Coast of Patagonia)	—	—	—	—	—	3,516	4,539	8,421	18,025	6,345
Other Foreign Countries	—	—	—	—	—	—	—	—	—	—
TOTAL FOREIGN COUNTRIES	—	—	—	—	—	31,53,477	34,19,259	31,66,032	31,23,071	38,96,923
Share of Bengal	—	—	—	—	—	13,30,516	15,08,645	13,76,272	14,42,329	17,99,662
“ Bombay	—	—	—	—	—	22,16,316	22,32,724	21,96,674	24,13,551	22,22,207
“ Sind	—	—	—	—	—	3,09,401	3,22,729	3,19,427	3,18,632	3,70,618
“ Madras	—	—	—	—	—	5,52,925	5,42,422	6,23,624	6,87,223	6,30,729
“ Burma	—	—	—	—	—	2,82,349	2,59,659	2,44,657	3,07,340	3,67,262
TOTAL	—	—	—	—	—	45,88,007	49,68,205	47,76,254	49,70,675	62,98,244
Total value of chemicals and chemical preparations (excluding chemical manures and medicines)—										
United Kingdom (including Channel Islands)	—	—	—	—	—	1,40,78,407	1,40,03,427	1,49,02,162	1,68,50,928	1,74,10,068
Aden and Dependencies	—	—	—	—	—	9,847	31,978	8,530	9,349	5,783
Ceylon (excluding Maldives)	—	—	—	—	—	22,772	20,331	18,036	26,519	19,241
Straits Settlements	—	—	—	—	—	10,813	15,539	25,979	21,020	19,428
Hongkong	—	—	—	—	—	58,302	58,285	68,419	57,920	65,631
Union of South Africa	—	—	—	—	—	45,989	37,788	24,224	15,923	19,752
Kenya Colony	—	—	—	—	—	3,33,048	4,40,701	4,01,874	3,71,996	3,73,522
Canada— Via Atlantic Coast	—	—	—	—	—	1,05,322	1,60,813	1,28,397	2,20,311	3,00,085
“ Pacific ”	—	—	—	—	—	5,019	8,940
Commonwealth of Australia	—	—	—	—	—	17,747	34,920	32,655	24,164	16,726
Other British Possessions	—	—	—	—	—	2,812	161	1,035	3,256	81
TOTAL BRITISH EMPIRE	—	—	—	—	—	1,47,35,056	1,48,08,901	1,60,66,541	1,71,07,840	1,82,45,807
U. S. S. R.—										
Northern	—	—	—	—	—	2,89,441	1,82,291	19,792	6,412	773
Southern	—	—	—	—	—	4,51,887	3,82,827	2,22,611	83,461	240
Finland	—	—	—	—	—	1,52,170	2,45,139	..	62,457	50,556
Sweden	—	—	—	—	—	4,18,841	2,83,270	6,94,791	3,88,201	3,27,924
Norway	—	—	—	—	—	2,10,105	79,396	92,876	20,426	49,030
Denmark	—	—	—	—	—	616	670	2,062	3,012	13,165
Poland (including Danzig)	—	—	—	—	—	..	284	14,651	25,251	12,693
Germany	—	—	—	—	—	46,55,153	40,48,493	31,37,236	32,91,042	44,64,484
Netherlands	—	—	—	—	—	6,48,885	6,67,505	3,18,804	3,37,451	5,87,768

No. 10—continued

ARTICLES, AND COUNTRIES OF CONSIGNMENT; ALSO SHARE OF EACH PROVINCE	QUANTITY					VALUE				
	1931-32	1932-33	1933-34	1934-35	1935-36	1931-32	1932-33	1933-34	1934-35	1935-36
Chemicals and chemical prepara- tions (excluding chemical manures and medicines)— concluded						R	R	R	R	R
Total value of chemicals and chemical preparations (ex- cluding chemical manures and medicines)—continued										
Belgium	—	—	—	—	—	2,05,927	3,68,170	4,04,318	3,38,534	3,99,182
France	—	—	—	—	—	3,98,169	6,54,152	3,59,361	3,81,418	4,21,159
Spain	—	—	—	—	—	..	3,477	11,497	54,044	36,980
Switzerland	—	—	—	—	—	61,637	65,568	86,240	2,16,641	1,86,766
Italy (including Fiume)	—	—	—	—	—	15,05,894	15,13,690	15,45,659	13,78,584	11,08,405
Austria	—	—	—	—	—	9,020	11,988	5,228	2,988	13,250
Hungary	—	—	—	—	—	114	..	6,645
Czechoslovakia	—	—	—	—	—	5,462	38,038	8,646	19,700	35,324
Yugo-Slavia (Kingdom of the Serbs, Croats and Slovenes)	—	—	—	—	—	6,676	5,684	1,367	..	618
Turkey, European	—	—	—	—	—	5,440	9,008	878	1,787	1,275
Iran	—	—	—	—	—	2,601	6,447	1,400	759	342
Java	—	—	—	—	—	..	4,08,340	1,95,156	2,03,074	1,60,434
Japan	—	—	—	—	—	6,36,644	13,25,588	22,81,077	30,00,972	35,94,024
China (excluding of Hong- kong and Macao)	—	—	—	—	—	48,842	81,989	28,689	58,220	50,088
Egypt	—	—	—	—	—	15,584	61,881	51,067	19,116	2,248
United States of America— Vld Atlantic Coast	—	—	—	—	—	11,48,716	14,19,899	15,44,554	15,41,235	13,53,458
„ Pacific „	—	—	—	—	—	41,852	48,060	9,142	1,12,431	65,501
Argentine Republic (including the Atlantic Coast of Patagonia)	—	—	—	—	—	..	7,682
Other Foreign Countries	—	—	—	—	—	3,120	1,143	1,640	1,730	4,300
TOTAL FOREIGN COUNTRIES	—	—	—	—	—	1,09,62,192	1,23,16,066	1,18,39,099	1,21,31,938	1,29,42,529
Share of Bengal	—	—	—	—	—	99,50,467	1,07,57,499	1,10,76,191	1,19,53,309	1,27,31,674
„ Bombay	—	—	—	—	—	75,90,301	79,42,579	68,58,174	81,76,349	90,11,642
„ Sind	—	—	—	—	—	28,62,436	30,98,934	32,24,061	33,59,856	30,39,336
„ Madras	—	—	—	—	—	34,15,746	37,75,370	39,76,931	40,31,003	43,16,358
„ Burma	—	—	—	—	—	18,77,398	18,52,535	13,70,283	17,17,771	21,60,426
TOTAL	—	—	—	—	—	2,56,97,248	2,71,24,967	2,70,05,640	2,92,49,278	3,11,83,336
China clay (II. B)—	Cwts.	Cwts.	Cwts.	Cwts.	Cwts.					
United Kingdom (including Channel Islands)	391,137	356,856	351,578	426,684	530,222	9,05,058	8,04,220	7,59,828	9,35,902	11,28,893
Germany	21	3,067	485	45	136	143	11,444	2,647	480	1,530
United States of America— Vld Atlantic Coast	380	269	1	1,463	1,787	15
„ Pacific „	220	898	848	11,694
Other Foreign Countries	1,916	1,143	464	48	124	6,631	3,491	2,099	695	607
TOTAL FOREIGN COUNTRIES	2,637	5,372	949	93	261	9,085	23,416	4,746	1,175	2,152
Share of Bengal	26,391	30,367	24,171	35,989	31,734	77,800	64,999	76,552	1,14,473	1,04,531
„ Bombay	363,619	333,764	325,262	386,245	494,995	3,24,436	7,45,465	6,75,120	8,04,371	10,11,034
„ Sind	123	331	378	335	375	692	1,705	1,327	1,318	2,179
„ Madras	3,012	1,621	2,329	4,135	3,324	10,399	5,531	10,991	16,365	13,127
„ Burma	34	1,175	6	123	8	358	14,016	34	645	174
TOTAL	393,674	362,228	352,527	426,777	530,438	9,14,143	8,32,635	7,64,574	9,37,077	11,31,045
Chinese and Japanese ware (in- cluding lacquered ware but ex- cluding earthenware and porce- lain) (III. E)—										
United Kingdom (including Channel Islands)	—	—	—	—	—	3,547	19,692	5,263	25,303	1,777
Hongkong	—	—	—	—	—	4,438	7,956	4,799	6,948	2,018
Other British Possessions	—	—	—	—	—	779	911	1,774	550	673
TOTAL BRITISH EMPIRE	—	—	—	—	—	8,764	28,559	11,836	32,801	4,468

GENERAL IMPORTS

ARTICLES, AND COUNTRIES OF CONSIGNMENT; ALSO SHARE OF EACH PROVINCE	QUANTITY					VALUE				
	1931-32	1932-33	1933-34	1934-35	1935-36	1931-32	1932-33	1933-34	1934-35	1935-36
Chinese and Japanese ware (including lacquered ware but excluding earthenware and porcelain) (III. B)—continued						R	R	R	R	R
Japan	—	—	—	—	—	21,586	11,750	24,069	22,174	22,410
China (exclusive of Hong-kong and Macao)	—	—	—	—	—	4,285	5,047	2,295	2,778	14,070
Other Foreign Countries	—	—	—	—	—	476	961	704	4,694	383
TOTAL FOREIGN COUNTRIES	—	—	—	—	—	26,347	17,758	27,068	29,646	37,710
Share of Bengal	—	—	—	—	—	4,597	1,755	6,335	24,448	19,397
" Bombay	—	—	—	—	—	14,946	22,759	14,292	10,077	5,766
" Sind	—	—	—	—	—	2,129	1,493	2,243	2,493	1,325
" Madras	—	—	—	—	—	1,753	1,231	2,981	4,491	3,264
" Burma	—	—	—	—	—	11,708	12,079	14,553	16,222	11,377
TOTAL	—	—	—	—	—	35,111	46,317	40,504	68,447	62,187
Clocks and Watches and parts thereof—										
Clocks and Timepieces (III. D)—	No.	No.	No.	No.	No.					
United Kingdom (including Channel Islands)	3,653	4,930	5,035	4,201	5,286	45,270	67,639	58,470	86,501	77,415
Straits Settlements	656	458	523	429	583	5,806	3,846	2,974	2,420	2,724
Other British Possessions	491	987	377	379	355	2,768	6,396	1,579	2,940	1,739
TOTAL BRITISH EMPIRE	4,802	6,375	5,940	5,009	6,224	54,873	77,880	63,023	92,861	81,869
Germany	161,476	128,331	145,694	112,006	152,937	4,11,441	3,45,474	2,40,681	2,77,268	4,07,559
France	9,509	8,809	18,692	9,514	9,140	29,306	25,321	75,169	41,617	23,287
Switzerland	13,906	28,066	15,166	19,653	15,156	49,978	95,531	52,741	67,627	63,125
Italy (including Fiume)	2,500	4,323	803	289	1,552	11,508	10,323	3,973	1,435	5,780
Austria	6	425	127	23	5,649	423
French Indo-China	5	1	1	2,118	2	75	10	30	2,470	23
Japan	33,622	156,338	256,087	245,180	202,735	1,31,207	4,24,315	6,31,422	6,92,055	7,72,042
United States of America—										
P'ld Atlantic Coast	19,429	10,958	13,474	22,224	20,267	1,20,405	75,235	77,783	1,32,554	1,51,369
" Pacific "	3	1	2	..	147	76	139	15	..	401
Other Foreign Countries	220	1,140	1,662	689	537	1,526	5,976	2,269	1,430	2,036
TOTAL FOREIGN COUNTRIES	241,076	348,080	451,556	418,657	513,310	3,15,632	9,92,627	12,49,025	12,20,028	14,26,655
Share of Bengal	97,480	118,376	170,056	132,523	166,913	2,66,013	2,22,656	2,76,222	2,74,222	4,15,057
" Bombay	83,944	144,315	167,161	164,454	192,347	3,66,123	4,65,727	5,66,032	4,36,794	6,37,122
" Sind	36,954	33,241	44,974	50,849	76,921	1,14,095	1,07,220	1,22,222	1,62,222	2,10,629
" Madras	19,473	40,125	55,655	56,717	62,692	85,359	1,26,721	1,72,200	1,31,190	1,34,571
" Burma	2,807	17,898	19,651	16,123	31,663	32,900	62,122	65,222	62,222	1,21,075
TOTAL	245,878	354,455	457,506	423,656	519,524	3,70,506	10,70,507	12,12,108	12,16,949	15,12,524
Watches (III. D)—										
United Kingdom (including Channel Islands)	No. 722	No. 756	No. 4,634	No. 2,201	No. 1,108	12,148	11,172	26,859	16,755	7,710
Other British Possessions	268	478	107	160	94	2,419	4,224	1,916	1,141	1,512
TOTAL BRITISH EMPIRE	990	1,229	4,741	2,351	1,197	20,567	15,456	28,775	17,897	9,222
Germany	5,324	2,990	5,004	3,471	6,766	16,200	5,324	7,515	6,799	12,392
France	25,448	3,012	7,745	2,548	5,557	76,004	10,068	15,724	5,829	16,222
Switzerland	47,192	51,892	65,326	74,609	74,322	71,276	99,350	1,22,663	1,07,430	1,49,222
Italy (including Fiume)	950	276	2,201	69	218	2,462	2,004	26,696	922	2,222
Austria	301	..	11	41	..	335	..	412	5,705	..
Japan	376	508	1,029	10,012	1,530	1,271	2,525	2,822	19,494	6,097
Other Foreign Countries	1,163	164	92	1,065	1,980	6,319	697	446	5,022	4,702
TOTAL FOREIGN COUNTRIES	90,764	58,822	31,418	91,315	90,879	1,74,567	1,20,468	1,84,349	2,10,797	1,92,822

No. 10—continued

ARTICLES, AND COUNTRIES OF CONSIGNMENT; ALSO SHARE OF EACH PROVINCE	QUANTITY					VALUE				
	1931-32	1932-33	1933-34	1934-35	1935-36	1931-32	1932-33	1933-34	1934-35	1935-36
<i>Clocks and Watches and parts thereof—continued.</i>										
<i>Watches (III. D)—continued</i>	No.	No.	No.	No.	No.					
Share of Bengal	35,010	2,784	13,361	12,274	13,115	65,150	25,149	24,687	35,873	31,003
" Bombay	49,833	44,147	67,085	70,864	55,694	99,134	98,101	1,50,830	1,58,313	1,17,539
" Sind	1,929	4,431	2,337	3,166	12,304	20,620	8,469	27,652	18,333	27,427
" Madras	1,496	—	157	1,353	990	3,343	133	795	4,003	7,303
" Burma	3,366	1,791	3,219	2,504	5,073	6,492	6,069	19,110	11,307	17,533
TOTAL	91,744	40,061	86,159	94,166	92,076	1,95,154	1,35,924	2,23,124	2,28,694	2,01,864
<i>Parts of Clocks and Watches (III. D)—</i>										
United Kingdom (including Channel Islands)	—	—	—	—	—	10,382	2,910	9,582	7,217	25,836
Other British Possessions	—	—	—	—	—	89	183	144	368	3
TOTAL BRITISH EMPIRE	—	—	—	—	—	10,471	3,093	9,726	7,585	25,839
Germany	—	—	—	—	—	3,115	3,602	4,869	7,323	7,403
France	—	—	—	—	—	5,260	2,262	4,128	1,279	1,539
Switzerland	—	—	—	—	—	3,677	12,773	929	3,291	2,214
Japan	—	—	—	—	—	30,390	38,244	37,241	56,500	55,035
Other Foreign Countries	—	—	—	—	—	2,139	2,510	911	3,617	1,431
TOTAL FOREIGN COUNTRIES	—	—	—	—	—	44,781	59,391	48,078	72,010	68,552
Share of Bengal	—	—	—	—	—	11,613	18,569	11,904	17,723	22,303
" Bombay	—	—	—	—	—	35,533	42,304	37,314	41,000	38,326
" Sind	—	—	—	—	—	6,553	7,000	6,712	12,070	13,353
" Madras	—	—	—	—	—	633	1,112	563	7,102	12,132
" Burma	—	—	—	—	—	920	993	311	1,697	1,169
TOTAL	—	—	—	—	—	55,252	68,484	57,804	79,593	94,391
<i>Total value of Clocks and Watches and parts thereof—</i>										
United Kingdom (including Channel Islands) Straits Settlements	—	—	—	—	—	73,820	27,720	1,04,911	1,04,474	1,10,061
Other British Possessions	—	—	—	—	—	6,693	6,940	2,150	2,681	3,142
Other British Possessions	—	—	—	—	—	5,409	7,769	3,463	5,186	2,833
TOTAL BRITISH EMPIRE	—	—	—	—	—	85,921	1,02,429	1,11,524	1,12,341	1,16,036
Germany	—	—	—	—	—	4,30,755	3,54,400	3,62,065	2,91,390	4,27,353
Belgium	—	—	—	—	—	6,303	4,099	2,224	955	2,205
France	—	—	—	—	—	1,20,570	47,601	96,021	48,223	51,749
Switzerland	—	—	—	—	—	1,25,131	2,08,154	1,32,333	2,33,323	2,15,231
Italy (including Fiume)	—	—	—	—	—	13,971	12,329	30,671	2,373	9,050
Austria	—	—	—	—	—	858	—	412	11,354	423
French Indo-China	—	—	—	—	—	75	10	30	3,470	25
Japan	—	—	—	—	—	2,13,658	4,65,534	7,22,556	7,69,052	8,34,104
United States of America—	—	—	—	—	—					
Via Atlantic Coast	—	—	—	—	—	1,22,370	77,937	78,888	1,37,313	1,55,065
" Pacific	—	—	—	—	—	76	205	15	—	401
Other Foreign Countries	—	—	—	—	—	1,714	2,107	6,197	5,420	2,237
TOTAL FOREIGN COUNTRIES	—	—	—	—	—	10,84,081	11,72,486	14,91,512	15,12,895	16,97,843

GENERAL IMPORTS

(86)

No. 10—continued

ARTICLES, AND COUNTRIES OF CONSIGNMENT; ALSO SHARE OF EACH PROVINCE	QUANTITY					VALUE				
	1931-32	1932-33	1933-34	1934-35	1935-36	1931-32	1932-33	1933-34	1934-35	1935-36
Clocks and Watches and parts thereof—continued						R	R	R	R	R
<i>Total value of Clocks and Watches and parts thereof—continued</i>										
Share of Bengal	—	—	—	—	—	3,42,778	3,40,323	4,12,254	4,27,754	4,62,837
" Bombay	—	—	—	—	—	5,00,300	6,04,633	7,54,736	7,36,612	7,93,627
" Sind	—	—	—	—	—	1,41,308	1,22,725	1,66,596	1,92,312	2,56,542
" Madras	—	—	—	—	—	89,240	1,27,921	1,73,658	1,92,296	1,66,311
" Burma	—	—	—	—	—	46,222	69,124	85,392	76,261	1,32,772
TOTAL	—	—	—	—	—	11,20,912	12,74,915	15,98,086	16,26,236	18,14,779
Coal and Coke—										
Coal (H. A)—										
	Tons	Tons	Tons	Tons	Tons					
United Kingdom (including Channel Islands)	23,760	15,994	9,776	11,520	10,291	5,55,920	3,44,542	2,12,349	2,22,508	2,04,809
Ceylon (excluding Maldives)	710	347	1,560	2,520	239	12,720	6,221	27,922	40,979	2,891
Federated Malay States	1,070	14,442
Straits Settlements	9	523	922	..	609	162	10,227	10,192	..	2,741
Union of South Africa	23,241	12,512	35,770	32,352	10,202	2,99,949	2,02,972	5,16,817	4,70,417	2,76,162
Kenya Colony	720	..	227	10,800	..	5,000
Commonwealth of Australia	3,205	3,012	6,165	4,491	5,227	29,220	61,600	1,22,472	90,602	1,04,052
Other British Possessions	275	275	322	234	410	2,222	4,120	2,620	2,496	4,210
TOTAL BRITISH EMPIRE	52,590	32,670	54,974	51,222	26,029	10,27,121	6,29,252	9,00,925	8,27,997	6,00,977
Germany	2,159	10,002	21,152	1,50,252
Java	252	765	..	622	201	2,727	9,550	..	2,190	2,010
French Indo-China	600	12,000
Japan	222	117	220	1,212	..	16,410	2,904	5,000	24,002	..
Portuguese East Africa	12,742	1,91,122
United States of America— Via Atlantic Coast	594	11,622	..
Other Foreign Countries	222	242	1,027	260	447	2,222	2,922	10,901	4,070	4,750
TOTAL FOREIGN COUNTRIES	2,029	1,120	1,277	2,616	22,292	22,072	16,442	12,901	29,202	2,42,147
Share of Bengal	1,222	622	472	1,666	592	17,247	9,170	6,102	12,122	2,202
" Bombay	27,222	11,270	14,411	20,222	12,202	6,22,220	2,07,222	2,70,211	2,71,212	2,62,272
" Sind	12,172	12,220	22,242	26,222	42,222	2,44,442	1,22,727	2,21,222	2,92,222	6,21,472
" Madras	2,022	2,242	4,022	1,022	..	1,44,422	41,222	62,122	12,227	..
" Burma	6,121	2,122	11,742	6,212	2,112	79,222	1,41,222	1,92,012	1,17,227	61,271
TOTAL	52,619	24,200	56,251	56,724	29,427	11,22,202	6,46,200	9,16,226	9,17,202	9,42,124
Coke (H. U)—										
	Tons	Tons	Tons	Tons	Tons					
United Kingdom (including Channel Islands)	1,402	1,220	1,227	2,020	1,912	61,524	49,104	51,022	72,221	77,012
Union of South Africa	9,244	10,202	17,702	11,072	12,740	2,17,222	2,47,120	2,67,452	2,41,199	2,72,942
Other British Possessions	51	1	911	..	22
TOTAL BRITISH EMPIRE	11,240	12,022	19,021	12,092	12,652	2,72,912	2,96,222	29,222	2,19,220	2,50,997
Germany	204	622	710	472	201	22,122	20,227	21,522	12,927	21,272
Other Foreign Countries	1
TOTAL FOREIGN COUNTRIES	204	622	710	472	201	22,122	20,227	21,522	12,927	21,272

No. 10—continued

ARTICLES, AND COUNTRIES OF CONSIGNMENT; ALSO SHARE OF EACH PROVINCE	QUANTITY					VALUE				
	1931-32	1932-33	1933-34	1934-35	1935-36	1931-32	1932-33	1933-34	1934-35	1935-36
Coal and Coke—continued						R	R	R	R	R
Coke (III, U)—continued	Tons	Tons	Tons	Tons	Tons					
Share of Bombay	904	686	710	461	691	20,520	19,888	21,582	12,167	24,067
.. Sind	85	1,000
.. Madras	752	660	740	887	901	32,050	22,568	30,569	41,143	42,224
.. Burma	10,463	11,322	12,341	12,330	14,652	2,42,472	2,62,402	3,20,726	2,79,267	3,06,019
TOTAL	12,144	12,678	19,791	14,168	16,454	3,05,082	3,16,692	4,41,877	3,32,667	3,72,370
Total Coal and Coke—	Tons	Tons	Tons	Tons	Tons					
United Kingdom (including Channel Islands)	25,256	17,314	11,108	13,600	12,204	6,17,464	3,92,646	2,65,275	3,01,884	2,81,824
Ceylon (excluding Maldives)	710	347	1,711	2,580	239	12,780	6,282	23,836	40,979	2,891
Straits Settlements	9	523	988	..	609	162	10,327	10,192	..	8,741
Federated Malay States	1,070	14,445
Union of South Africa	33,026	24,319	53,473	44,025	32,948	6,17,331	4,50,098	2,84,275	7,11,616	5,50,114
Kenya Colony	720	..	287	10,800	..	5,600
Commonwealth of Australia	3,805	3,015	6,165	4,491	5,287	89,220	61,600	1,22,472	90,602	1,04,094
Other British Possessions	275	275	333	234	410	2,835	4,120	3,680	2,496	4,810
TOTAL BRITISH EMPIRE	64,930	45,698	74,055	64,920	51,692	13,66,047	9,24,083	13,21,220	11,47,577	9,51,974
Germany	804	655	710	2,635	10,800	20,165	20,367	21,582	44,142	1,71,631
Java	352	765	..	635	201	3,738	9,550	..	8,190	2,010
French Indo-China	600	12,000
Japan	825	117	320	1,316	..	16,410	2,904	5,000	24,008	..
Portuguese East Africa	12,742	1,91,129
United States of America— Via Atlantic Coast	295	594	1,967	11,882	..
Other Foreign Countries	252	243	762	360	447	3,523	3,988	8,934	4,070	4,750
TOTAL FOREIGN COUNTRIES	2,833	1,785	2,087	5,992	24,199	61,841	36,850	37,483	1,02,292	3,69,520
Share of Bengal	1,395	639	472	1,666	592	17,947	2,170	6,109	19,166	2,509
.. Bombay	22,752	11,336	15,121	20,737	14,307	6,66,140	2,27,610	2,92,193	3,23,769	2,27,542
.. Sind	13,304	12,329	25,643	26,925	42,423	3,45,443	1,25,737	3,21,962	3,96,298	6,21,476
.. Madras	2,752	3,202	4,322	1,902	901	1,76,503	70,488	92,757	63,980	42,224
.. Burma	15,684	19,221	30,024	19,622	17,768	2,21,255	4,09,907	5,25,742	2,96,654	3,07,890
TOTAL	67,763	47,478	76,142	70,922	75,891	14,27,888	9,62,892	13,52,763	12,49,869	12,21,494
Coffee, other than roasted or ground (I, I)—	Cwts.	Cwts.	Cwts.	Cwts.	Cwts.					
United Kingdom (including Channel Islands)	352	1,410	20,108	1,09,997	..	19	..
Aden and Dependencies	154	10,857
Straits Settlements	504	6	10,620	800	25
Other British Possessions	30	1,441	..	85	83	..
TOTAL BRITISH EMPIRE	1,040	1,426	22,026	1,10,297	85	102	25

ARTICLES, AND COUNTRIES OF CONSIGNMENT; ALSO SHARE OF EACH PROVINCE	QUANTITY					VALUE				
	1931-32	1932-33	1933-34	1934-35	1935-36	1931-32	1932-33	1933-34	1934-35	1935-36
	Cwts.	Cwts.	Cwts.	Cwts.	Cwts.	R	R	R	R	R
Coffee, other than roasted or ground (L.I.)—continued										
Netherlands	800	18,126
Java	3,458	1,56,834
Other Foreign Countries	1	..	8	28	8
TOTAL FOREIGN COUNTRIES	3,758	1	..	1,74,968	28	8
Share of Bengal	800	13,432	13
" Bombay	3,611	1,64,308
" Sind	8	468
" Madras	613	1,419	31,163	1,09,997	85	..	1
" Burma	461	8	..	1	..	17,788	309	..	185	14
TOTAL	4,793	1,425	..	1	..	2,27,049	1,10,297	85	185	28
Other—										
Unmanufactured (H. S.)—	Tons	Tons	Tons	Tons	Tons					
United Kingdom (including Channel Islands)	25	..	188	82	4	2,444	18	11,707	5,000	830
Ceylon (excluding Maldives)	685	741	688	809	1,022	56,696	56,147	50,044	59,786	82,252
Straits Settlements	69	6,227
Kenya Colony	5	1,244
TOTAL BRITISH EMPIRE	660	810	841	884	1,032	59,340	62,387	61,841	65,402	83,926
TOTAL FOREIGN COUNTRIES	10	..	2	98	..	250	250	258
Share of Bengal	309	422	376	365	322	34,568	32,791	26,007	23,034	27,691
" Bombay	319	333	397	414	514	30,639	24,924	29,150	30,499	40,447
" Sind	22	42	47	52	22	1,937	3,092	3,455	4,269	8,084
" Madras	10	9	21	49	45	1,421	1,247	3,093	2,429	7,398
" Burma	10	3	4	4	3	775	353	336	421	467
TOTAL	670	810	848	884	1,032	59,438	62,387	62,001	65,652	84,084
Manufactured (excluding rope and betting) (III. U)—	Tons	Tons	Tons	Tons	Tons					
Ceylon (excluding Maldives)	84	80	84	29	37	7,767	6,497	6,759	5,804	8,006
Other British Possessions	8	1,217	107	445	424	488
TOTAL BRITISH EMPIRE	87	80	84	29	37	8,984	6,604	7,184	6,228	8,494
TOTAL FOREIGN COUNTRIES	..	1	193	651	259	48	10
Share of Bengal	2	3	5	605	12	278	769	643
" Bombay	69	346	105	20	..
" Sind	21	..	9	3
" Madras	35	31	34	29	30	3,481	6,375	6,934	5,107	7,487
" Burma	4	3	22	1	126	436	378
TOTAL	37	31	34	29	37	9,177	7,255	7,448	6,881	8,504
Total Cwts	707	841	877	918	1,069	68,615	69,542	69,504	71,928	92,588

No. 10—continued

ARTICLES, AND COUNTRIES OF CONSIGNMENT; ALSO SHARE OF EACH PROVINCE	QUANTITY					VALUE				
	1931-32	1932-33	1933-34	1934-35	1935-36	1931-32	1932-33	1933-34	1934-35	1935-36
Coral (II. B)—										
TOTAL BRITISH EMPIRE	Lbs. 23	Lbs. ..	Lbs. 1	Lbs. 1	Lbs. 560	Rs 20	Rs ..	Rs 11	Rs 1	Rs 123
Italy (including Fiume)	41,499	21,533	20,851	12,559	13,048	10,217	6,507	6,322	5,231	16,409
Other Foreign Countries	..	3,029	213	245	546	..	268	304	1,236	1,001
TOTAL FOREIGN COUNTRIES	41,499	25,462	21,064	12,804	14,494	10,217	6,775	6,626	6,467	17,410
Share of Bengal	59	253	131	269	521	335	1,751	2,323	3,724	14,363
.. Bombay	23,080	19,040	20,135	12,377	13,973	8,537	4,265	3,883	2,577	3,150
.. Sind	9	130	3	113
.. Madras	3,333	6,100	553	153	580	764	756	303	162	133
.. Burma	1	6	10	5	..
TOTAL	41,523	25,462	21,065	12,805	15,054	10,227	6,775	6,637	6,468	17,535
Cordage and rope of vegetable fibre (excluding Jute and Cotton) (III. U)—										
United Kingdom (including Channel Islands)	Cwts. 5,853	Cwts. 4,466	Cwts. 6,439	Cwts. 4,809	Cwts. 5,136	Rs 2,38,093	Rs 1,99,697	Rs 2,48,609	Rs 2,16,937	Rs 2,93,945
Ceylon (excluding Maldives)	533	1,124	847	736	807	6,658	16,393	8,433	7,390	9,417
Straits Settlements	1,027	334	633	630	1,450	20,046	14,904	9,872	11,955	21,616
Hongkong	3,123	1,965	1,735	1,216	379	66,939	44,504	33,796	20,412	16,733
Other British Possessions	3	3	11	12	39	64	103	117	161	444
TOTAL BRITISH EMPIRE	10,593	8,392	9,770	7,603	8,311	3,31,350	2,76,011	3,00,827	2,56,855	3,42,154
Germany	339	513	131	271	333	46,996	27,003	13,259	21,519	76,904
Belgium	30	43	44	14	..	326	349	2,203	1,323
Italy (including Fiume)	1,013	1,729	397	633	539	70,017	1,17,014	59,447	47,293	40,043
Austria	1,145	434	660	501	577	64,122	32,233	32,329	41,033	43,191
Hungary	426	1,191	775	665	313	33,243	71,129	60,610	44,534	23,407
Czechoslovakia	63	33	21	7	73	613	6,313	1,493	555	6,927
Philippines	5,334	1,736	4,137	7,779	7,306	1,16,092	40,130	63,657	1,17,054	1,11,356
Japan	161	169	1,402	3,636	11,266	4,393	4,305	22,993	43,650	1,34,293
China (exclusive of Hongkong and Macao)	133	39	221	235	103	3,092	3,573	6,243	6,934	3,666
Other Foreign Countries	104	114	140	255	34	2,322	4,944	3,393	5,066	937
TOTAL FOREIGN COUNTRIES	9,303	6,193	8,477	14,131	21,203	3,40,395	3,07,455	2,39,313	3,34,933	4,43,251
Share of Bengal	5,616	3,763	4,377	6,033	6,973	2,12,407	1,39,163	1,53,025	1,31,751	2,63,000
.. Bombay	7,930	7,143	8,437	10,417	17,046	3,03,346	3,01,395	3,30,379	2,71,375	3,35,636
.. Sind	393	441	653	751	745	26,231	13,917	16,123	13,076	13,325
.. Madras	1,046	394	1,473	336	337	30,723	23,037	32,269	40,423	16,797
.. Burma	4,355	3,343	3,302	3,543	3,363	1,59,033	1,06,351	1,23,500	1,06,169	1,61,743
TOTAL	19,896	14,585	18,247	21,734	29,510	7,31,745	5,83,466	5,39,915	5,91,788	7,90,405

GENERAL IMPORTS

ARTICLES, AND COUNTRIES OF CONSIGNMENT; ALSO SHARE OF EACH PROVINCE	QUANTITY					VALUE				
	1931-32	1932-33	1933-34	1934-35	1935-36	1931-32	1932-33	1933-34	1934-35	1935-36
	Cwts.	Cwts.	Cwts.	Cwts.	Cwts.	Rs	Rs	Rs	Rs	Rs
Cork Manufactures (III. U)—										
United Kingdom (including Channel Islands)	1,048	472	1,007	1,051	1,005	81,141	80,742	58,445	58,084	59,322
Other British Possessions	..	2	..	86	58	30	214	65	2,021	1,084
TOTAL BRITISH EMPIRE	1,048	474	1,007	1,137	1,063	81,171	80,956	58,511	60,705	60,407
Germany	169	168	460	800	517	12,615	16,492	32,722	45,080	35,759
Netherlands	60	214	182	117	105	4,622	12,064	8,141	22,329	7,512
France	58	179	476	406	285	6,328	46,535	57,521	81,849	90,112
Spain	665	710	957	1,868	1,775	69,014	1,15,574	1,22,201	1,42,622	1,52,256
Portugal (including Azores and Madeira)	2,061	2,062	4,522	2,457	2,422	1,41,890	1,66,232	2,15,772	2,57,612	2,52,024
Austria	85	15	7,272	1,566	2
United States of America—										
Via Atlantic Coast	2	4	14	..	103	712	1,467	1,429	229	2,256
Other Foreign Countries	18	21	92	166	22	992	2,709	11,227	12,022	2,460
TOTAL FOREIGN COUNTRIES	3,024	4,254	6,265	6,421	6,199	2,26,222	2,61,079	4,56,471	5,72,522	5,51,254
Share of Bengal	1,249	1,614	2,222	2,256	2,257	1,21,222	1,77,222	2,22,222	2,10,412	2,22,121
Bombay	1,024	1,747	1,261	2,122	2,012	22,421	1,02,021	1,22,222	1,22,447	1,22,222
Sind	222	1,027	1,222	1,422	1,742	22,222	52,222	62,222	62,222	21,222
Madras	121	241	222	224	221	12,770	42,222	67,222	52,222	57,222
Burma	1,622	22	222	224	222	57,127	2,221	24,221	12,422	12,210
TOTAL	4,922	4,722	7,272	7,612	7,222	2,17,406	2,92,022	5,14,222	6,22,222	6,11,761
Outlay—										
Printing Indoes (III. D)—										
United Kingdom (including Channel Islands)	1,02,222	1,20,222	1,42,124	1,50,471	1,52,222
Other British Possessions	222	222	222	1,277	222
TOTAL BRITISH EMPIRE	1,02,222	1,20,222	1,42,117	1,51,222	1,52,222
Germany	141	222	222	2,221	12,767
Netherlands	42,022	..
Other Foreign Countries	447	55	122	..	12
TOTAL FOREIGN COUNTRIES	588	277	344	42,022	12,772
Share of Bengal	22,222	1,02,422	1,22,222	1,72,222	1,42,222
Bombay	222	122	122	22	272
Madras	7,772	12,222	12,222	21,472	21,222
Burma	55	21	112	27	242
TOTAL	1,07,457	1,21,022	1,41,722	1,92,222	1,72,021
Other Indoes (III. D)—										
United Kingdom (including Channel Islands)	4,22,222	5,22,222	6,41,212	6,22,222	7,27,022
Hongkong	1,171	52,222	722	1,072	722
Canada—										
Via Atlantic Coast	2	..	50	1,222	2,470
Pacific	102	..	222	..
Other British Possessions	4,472	2,722	2,622	2,422	2,112
TOTAL BRITISH EMPIRE	4,22,222	5,22,222	6,44,222	6,22,222	7,27,022

No. 10—continued

ARTICLES, AND COUNTRIES OF CONSIGNMENT; ALSO SHARE OF EACH PROVINCE	QUANTITY					VALUE				
	1931-32	1932-33	1933-34	1934-35	1935-36	1931-32	1932-33	1933-34	1934-35	1935-36
<i>Outlery—continued</i>						R	R	R	R	R
<i>Other kinds (III, D)—contd.</i>										
Germany	—	—	—	—	—	13,22,527	14,33,813	13,78,135	14,03,003	16,15,000
Netherlands	—	—	—	—	—	5,445	16,174	485	355	451
France	—	—	—	—	—	13,302	14,234	8,393	9,466	7,469
Switzerland	—	—	—	—	—	6,740	10,239	7,792	3,977	3,553
Czechoslovakia	—	—	—	—	—	2,486	6,080	2,337	3,636	3,086
Japan	—	—	—	—	—	42,400	1,59,251	3,19,120	3,47,489	2,62,549
United States of America—										
<i>Via Atlantic Coast</i>	—	—	—	—	—	74,515	73,020	45,935	69,067	53,439
<i>" Pacific "</i>	—	—	—	—	—	6	241	2
Other Foreign Countries	—	—	—	—	—	3,008	6,952	6,371	5,569	7,000
TOTAL FOREIGN COUNTRIES	—	—	—	—	—	14,76,929	17,19,313	17,03,624	19,07,803	19,57,540
<i>Share of Bengal</i>	—	—	—	—	—	6,04,787	6,40,399	6,45,890	7,09,102	7,55,218
<i>" Bombay</i>	—	—	—	—	—	6,99,903	7,94,426	8,62,493	9,43,043	9,57,730
<i>" Sind</i>	—	—	—	—	—	3,89,043	4,91,253	5,31,771	5,18,518	5,61,701
<i>" Madras</i>	—	—	—	—	—	1,69,356	1,38,307	2,05,495	2,30,943	2,13,041
<i>" Burma</i>	—	—	—	—	—	1,18,821	1,90,513	1,72,726	2,07,609	2,04,791
TOTAL	—	—	—	—	—	19,61,810	23,04,908	24,08,374	25,99,225	26,97,469
<i>Total value of Outlery—</i>										
United Kingdom (including Channel Islands)	—	—	—	—	—	5,86,763	6,50,934	7,31,499	8,35,706	8,86,411
Hongkong	—	—	—	—	—	1,171	52,824	730	1,075	723
Canada—										
<i>Via Atlantic Coast</i>	—	—	—	—	—	2	..	50	1,292	3,470
<i>" Pacific "</i>	—	—	—	—	—	..	102	..	331	..
Other British Possessions	—	—	—	—	—	4,324	3,413	3,538	4,863	3,533
TOTAL BRITISH EMPIRE	—	—	—	—	—	5,92,750	7,07,273	7,85,867	8,43,270	8,99,142
Germany	—	—	—	—	—	13,22,563	14,33,577	13,73,708	14,71,394	16,28,707
Netherlands	—	—	—	—	—	5,445	16,174	485	43,454	451
France	—	—	—	—	—	14,314	14,334	8,393	9,466	7,431
Switzerland	—	—	—	—	—	6,740	10,239	7,792	3,977	3,553
Czechoslovakia	—	—	—	—	—	2,486	6,080	2,337	3,636	3,086
Japan	—	—	—	—	—	42,435	1,59,251	3,19,126	3,47,489	2,62,549
United States of America—										
<i>Via Atlantic Coast</i>	—	—	—	—	—	74,515	73,075	45,935	69,067	53,439
<i>" Pacific "</i>	—	—	—	—	—	6	51	129	241	2
Other Foreign Countries	—	—	—	—	—	3,008	6,901	6,371	5,569	7,000
TOTAL FOREIGN COUNTRIES	—	—	—	—	—	14,76,517	17,19,632	17,04,276	19,54,293	19,71,328
<i>Share of Bengal</i>	—	—	—	—	—	7,04,033	7,46,397	7,74,468	8,35,336	8,95,316
<i>" Bombay</i>	—	—	—	—	—	7,00,236	7,94,575	8,52,045	9,43,032	9,57,199
<i>" Sind</i>	—	—	—	—	—	3,89,043	4,91,253	5,31,771	5,18,518	5,61,701
<i>" Madras</i>	—	—	—	—	—	1,57,039	2,03,598	2,18,413	2,42,430	2,49,024
<i>" Burma</i>	—	—	—	—	—	1,18,876	1,90,576	1,72,841	2,07,706	2,05,131
TOTAL	—	—	—	—	—	20,69,267	24,20,905	25,50,143	27,97,503	28,70,470

GENERAL IMPORTS

ARTICLES, AND COUNTRIES OF CONSIGNMENT; ALSO SHARE OF EACH PROVINCE	QUANTITY					VALUE				
	1931-32	1932-33	1933-34	1934-35	1935-36	1931-32	1932-33	1933-34	1934-35	1935-36
Drugs and Medicines (excluding chemicals and narcotics)—						R	R	R	R	R
Alces (III. C)—	Owts.	Owts.	Owts.	Owts.	Owts.					
Union of South Africa	56	374	240	434	9,779	6,805
Other British Possessions	..	1	2	12	10	..	128	256	122	218
TOTAL BRITISH EMPIRE	56	375	2	12	250	434	9,907	256	122	7,018
Germany	440	280	328	547	422	11,435	7,658	8,665	10,716	9,767
France	..	257	7,401
United States of America—										
Fid Atlantic Coast	262	480	108	2	74	5,674	10,255	1,978	127	1,413
Other Foreign Countries	12	..	1	14	..	215	..	15	198	..
TOTAL FOREIGN COUNTRIES	714	967	497	563	496	18,374	25,414	10,658	11,026	11,179
Share of Bengal	..	1	34
Bomby	746	1,311	468	550	678	18,309	34,408	9,922	10,592	16,727
Sind	24	30	31	25	68	490	246	341	686	1,443
Madras	3	535	21	..	12
TOTAL	770	1,342	499	575	746	18,808	35,321	10,914	11,218	18,197
Asajitids (III. C)—	Owts.	Owts.	Owts.	Owts.	Owts.					
TOTAL BRITISH EMPIRE	5	3	131	..	18	8	80
Iran	4,379	2,213	2,417	4,420	6,836	1,89,373	90,043	50,668	1,08,952	1,64,682
Other Foreign Countries	..	94	2	..	6	..	2,458	127	..	160
TOTAL FOREIGN COUNTRIES	4,379	2,307	2,419	4,420	6,842	1,89,373	92,501	50,795	1,08,952	1,64,842
Share of Bombay	4,374	2,307	2,417	4,412	6,845	1,86,414	93,329	50,668	1,08,829	1,64,312
Sind	120	..	2	8	..	3,090	12	140	121	..
TOTAL	4,284	2,307	2,419	4,420	6,845	1,89,504	93,401	50,808	1,08,950	1,64,312
Camphor (III. C)—	Lbs.	Lbs.	Lbs.	Lbs.	Lbs.					
United Kingdom (including Channel Islands)	2,225	2,538	1,389	860	11,680	6,678	5,489	2,222	1,595	1,717
Straits Settlements	91,278	15,572	857	7,956	305	83,605	11,454	1,108	10,226	455
Other British Possessions	56	1,127	27	321	304	102	1,362	41	388	193
TOTAL BRITISH EMPIRE	94,659	19,247	2,223	9,137	12,289	90,385	18,299	3,376	12,904	2,370

No. 10—continued

ARTICLES, AND COUNTRIES OF CONSIGNMENT; ALSO SHARE OF EACH PROVINCE	QUANTITY					VALUE				
	1931-32	1932-33	1933-34	1934-35	1935-36	1931-32	1932-33	1933-34	1934-35	1935-36
Drugs and Medicines (excluding chemicals and narcotics)— continued						R	R	R	R	R
Camphor (III. C)—continued	Lbs.	Lbs.	Lbs.	Lbs.	Lbs.					
Germany	567,816	452,488	558,014	740,495	851,893	7,09,722	6,38,632	7,51,323	7,83,201	8,26,041
Belgium	12,500	--	--	2,008	..	22,631	--	--	1,871	..
Switzerland	325,800	154,500	1,000	4,60,776	2,09,702	1,234	--	..
Italy (including Fiume)	479,100	377,705	158,000	179,300	116,181	6,40,318	4,97,941	1,97,386	1,65,867	1,04,205
Java	15,788	..	--	--	--	11,514	--
Japan	450,968	747,714	1,033,678	1,071,933	1,227,021	8,49,211	11,76,538	18,60,065	12,18,108	12,98,767
Other Foreign Countries	2,504	1,235	27	577	2	3,769	1,891	38	671	7
TOTAL FOREIGN COUNTRIES	1,837,983	1,738,592	1,783,719	2,009,796	2,195,097	27,94,427	25,14,654	23,09,996	21,50,732	22,39,140
Share of Bengal	353,749	279,449	353,113	375,315	446,914	5,02,640	3,93,598	5,58,391	4,39,724	4,43,568
" Bombay	666,335	538,094	523,321	543,711	654,950	10,13,479	9,23,231	7,08,034	6,34,067	7,55,923
" Sind	3,478	1,946	3,444	2,761	3,061	5,577	2,666	5,336	3,431	4,620
" Madras	293,666	224,093	295,559	1,037,750	1,092,413	13,39,343	11,98,039	10,32,403	10,82,532	10,37,545
" Burma	10,364	9,358	5,600	2,393	10,343	13,873	15,369	12,303	13,192	15,039
TOTAL	1,032,642	1,762,939	1,785,942	2,018,933	2,207,366	23,84,812	25,32,953	23,13,372	21,62,936	22,41,610
Cocaine (III. C)	Ounces	Ounces	Ounces	Ounces	Ounces					
United Kingdom (including Channel Islands)	277	392	521	1,075	497	6,319	9,065	12,743	11,828	9,819
Germany	490	737	598	613	596	8,663	10,027	13,780	15,631	16,850
Other Foreign Countries	80	30	..	6,635	22	1,429	778	..	1,772	649
TOTAL FOREIGN COUNTRIES	579	767	598	7,251	618	10,092	10,866	13,780	17,458	17,499
Share of Bengal	453	497	705	630	634	9,263	11,354	17,364	14,224	14,120
" Bombay	230	452	305	388	296	4,033	9,737	6,686	9,371	3,334
" Sind	33	100	109	103	133	1,573	2,091	2,473	2,547	2,483
" Madras	90	110	..	7,307	..	1,367	2,139	..	2,594	..
" Burma	52	1,322
TOTAL	856	1,159	1,110	8,326	1,115	16,311	25,371	26,523	29,330	27,316
Crude oil (III. C)	Lbs.	Lbs.	Lbs.	Lbs.	Lbs.					
United Kingdom (including Channel Islands)	24,833	41,364	19,091	13,231	17,048	18,097	27,089	12,701	7,555	9,619
Other British Possessions	38	2,713	12	485	10	45	1,156	17	182	9
TOTAL BRITISH EMPIRE	24,921	44,078	19,703	13,716	17,058	18,142	28,245	12,718	7,737	9,628
Norway	27,731	49,440	61,708	61,732	77,163	10,703	18,594	24,690	23,474	27,130
Germany	15,038	15,345	12,813	11,465	8,816	5,005	4,311	4,318	3,298	1,637
Netherlands	440	4,340	14,433	4,725	900	168	6,334	10,417	8,132	2,061
Other Foreign Countries	2,754	13,939	6,815	7,463	7,499	1,506	7,639	5,413	2,723	4,931
TOTAL FOREIGN COUNTRIES	45,958	83,564	95,814	85,390	89,378	17,980	36,638	44,943	37,632	35,809

GENERAL IMPORTS

ARTICLES AND COUNTRIES OF CONSIGNMENT; ALSO SHARE OF EACH PROVINCE	QUANTITY					VALUE				
	1931-32	1932-33	1933-34	1934-35	1935-36	1931-32	1932-33	1933-34	1934-35	1935-36
Drugs and Medicines (excluding chemicals and narcotics)—continued	Lbs.	Lbs.	Lbs.	Lbs.	Lbs.	R	R	R	R	R
Codliver oil (III. O)—continued.										
Share of Bengal	32,403	52,476	23,371	29,998	16,438	11,701	21,377	12,401	12,493	11,572
" Bombay	5,849	14,706	13,953	6,345	42,736	2,370	6,276	4,429	1,882	12,590
" Sind	6,723	12,444	24,313	13,118	7,330	3,557	6,553	14,379	7,130	4,524
" Madras	22,662	43,181	42,209	44,386	32,729	14,360	25,041	17,378	20,792	12,434
" Burma	3,242	4,333	5,559	4,601	5,149	3,934	6,201	7,974	2,996	4,265
TOTAL	70,879	127,640	115,521	99,106	106,481	26,122	65,963	57,561	45,349	45,485
Morphia (III. O)—	Ounces	Ounces	Ounces	Ounces	Ounces					
United Kingdom (including Channel Islands)	747	471	603	608	569	14,086	12,180	21,684	21,643	19,384
Straits Settlements	9
TOTAL BRITISH EMPIRE	747	471	603	608	569	14,086	12,180	21,693	21,643	19,384
Germany	181	107	126	219	219	2,070	1,599	1,899	5,469	4,544
Other Foreign Countries	20	1	..	1	60	323	28	9	3
TOTAL FOREIGN COUNTRIES	181	127	127	219	220	2,130	1,922	1,927	5,478	4,547
Share of Bengal	240	397	492	519	453	9,937	11,093	17,073	20,554	15,446
" Bombay	209	113	217	211	260	4,073	3,296	4,333	4,322	6,594
" Sind	479	89	31	37	76	2,086	1,753	1,704	2,239	1,331
TOTAL	923	598	790	827	789	16,166	15,052	28,610	27,121	23,981
Preparations of opium and morphia (III. O)—										
United Kingdom (including Channel Islands)	55,827	75,329	64,569	58,185	76,221
Other British Possessions	66	..	19
TOTAL BRITISH EMPIRE	55,827	75,329	64,635	58,185	76,240
Germany	12,125	3,009	10,943	26,445	21,560
Nether lands	2,281	1,030	2,235	5,206
Belgium	220	..	11,500
Other Foreign Countries	2,368	7,656	3,440	5,785	7,914
TOTAL FOREIGN COUNTRIES	14,493	17,946	15,642	34,465	45,940
Share of Bengal	13,725	33,485	9,713	9,643	16,560
" Bombay	16,334	15,364	18,245	26,644	52,746
" Sind	13,363	13,370	14,403	16,843	18,351
" Madras	24,322	26,717	31,043	25,591	29,692
" Burma	3,075	4,329	6,363	4,719	6,231
TOTAL	70,316	93,275	80,277	92,650	1,21,860
Proprietary and Patent medicines (III. O)—										
United Kingdom (including Channel Islands)	22,07,549	15,12,087	16,35,021	19,04,702	20,07,868
Ceylon (excluding Maldives)	2,307	11,463	16,042	..	2,306
Straits Settlements	20,767	34,946	14,930	26,346	28,668
Hongkong	18,226	46,774	29,399	20,666	22,683
Union of South Africa	5,152	9,379	9,893	..	3,049
Canada—										
<i>Via Atlantic Coast</i>	211	2,706	6,190	12,002
Commonwealth of Australia	19,483	4,699	1,497	11,340	6,694
Other British Possessions	201	3,343	70	1,450	2,709
TOTAL BRITISH EMPIRE	22,80,058	16,23,398	17,10,462	20,23,194	26,82,178

No. 10—continued

ARTICLES, AND COUNTRIES OF CONSIGNMENT; ALSO SHARE OF EACH PROVINCE	QUANTITY					VALUE				
	1931-32	1932-33	1933-34	1934-35	1935-36	1931-32	1932-33	1933-34	1934-35	1935-36
Drugs and Medicines (excluding chemicals and narcotics)— continued						R	R	R	R	R
Proprietary and Patent Medi- cines (III. D)—continued										
U. S. S. R.—										
Northern	—	—	—	—	—	6,276	..
Norway	—	—	—	—	—	36,240	16,618	6,371	8,317	25,517
Germany	—	—	—	—	—	8,28,376	7,15,580	5,97,128	7,08,456	15,90,618
Netherlands	—	—	—	—	—	67,758	68,855	84,965	52,618	81,806
Belgium	—	—	—	—	—	18,625	14,586	5,074	14,268	8,938
France	—	—	—	—	—	4,68,898	5,88,143	1,88,854	3,72,593	6,92,667
Switzerland	—	—	—	—	—	12,691	10,534	12,807	83,108	42,671
Italy (including Fiume)	—	—	—	—	—	1,18,067	1,76,618	91,787	19,448	29,934
Austria	—	—	—	—	—	350	6	..	4,425	17,912
Hungary	—	—	—	—	—	828	118	15,945
Japan	—	—	—	—	—	11,714	8,121	21,137	14,251	19,542
China (exclusive of Hong- kong and Macao)	—	—	—	—	—	1,555	5,986	3,537	2,429	4,112
United States of America—										
Via Atlantic Coast	—	—	—	—	—	7,61,308	5,26,074	3,64,072	6,33,823	11,47,530
" Pacific "	—	—	—	—	—	3,368	16,191	9,528	12,518	1,09,194
Other Foreign Countries	—	—	—	—	—	5,517	3,101	1,974	5,439	7,166
TOTAL FOREIGN COUNTRIES	—	—	—	—	—	23,34,829	21,45,426	13,87,178	18,92,956	37,38,401
Share of Bengal	—	—	—	—	—	9,12,468	5,86,449	4,84,693	5,16,592	5,96,562
" Bombay	—	—	—	—	—	23,76,510	17,80,814	13,06,683	21,90,992	46,89,297
" Sind	—	—	—	—	—	5,42,406	6,75,344	6,27,011	6,25,455	6,12,983
" Madras	—	—	—	—	—	3,64,513	2,94,992	4,42,043	3,01,518	3,12,944
" Burma	—	—	—	—	—	4,18,996	4,30,725	2,36,266	2,91,883	3,12,583
TOTAL	—	—	—	—	—	46,14,837	37,68,824	30,97,635	39,26,150	64,20,669
Quinine salts—										
Quinine sulphate or Bisulphate (III. C)—	Lbs.	Lbs.	Lbs.	Lbs.	L. s.					
United Kingdom (including Channel Islands)	25,049	23,251	28,998	25,031	18,912	5,98,357	5,40,319	6,87,402	6,02,115	4,95,034
Other British Possessions	102	..	10	17	..	2,614	37	208	333	..
TOTAL BRITISH EMPIRE	26,051	23,252	29,008	25,048	18,912	6,00,971	5,40,347	6,87,610	6,02,458	4,95,034
Germany	98,680	27,768	31,204	17,565	29,600	7,12,773	5,85,802	7,12,283	4,25,230	7,20,619
Netherlands	5,081	4,138	6,562	7,248	7,182	90,999	68,638	1,14,983	1,42,427	1,48,074
Belgium	102	43,151
France	164	1,188	..	1,240	71	2,454	29,743	..	31,757	1,498
Switzerland	4,932	3,447	5,480	6,738	2,516	95,808	87,221	1,30,404	1,53,460	55,501
Italy (including Fiume)	700	135	12,319	2,490
Java	7,415	9,959	12,324	11,747	2,665	1,63,156	2,46,698	2,58,654	2,47,172	63,012
United States of America—										
Via Atlantic Coast	1,447	1,797	2,430	2,309	2,876	49,613	72,891	78,514	71,147	80,375
" Pacific "	8	17	17	271	540	556
Other Foreign Countries	83	115	12	107	5	3,006	1,983	288	2,586	128
TOTAL FOREIGN COUNTRIES	52,753	49,155	68,145	46,966	45,132	11,17,509	11,48,445	12,91,987	10,74,310	10,64,758
Share of Bengal	48,372	45,943	50,945	32,356	24,556	10,39,727	9,62,393	11,39,075	7,46,010	6,21,966
" Bombay	21,698	17,736	24,961	25,467	27,049	5,03,318	4,91,781	5,93,510	6,15,793	6,62,420
" Sind	2,963	3,008	4,674	6,089	6,128	66,191	1,11,806	1,09,876	1,39,716	1,17,324
" Madras	4,312	4,965	5,326	6,477	5,980	79,661	90,169	99,512	1,33,078	1,15,179
" Burma	963	861	1,344	1,595	1,331	39,593	32,363	37,024	42,166	32,013
TOTAL	78,808	72,407	87,150	72,014	64,044	17,18,480	16,88,792	19,79,597	16,76,772	15,59,792

GENERAL IMPORTS

No. 10—continued

ARTICLES, AND COUNTRIES OF CONSIGNMENT; ALSO SHARE OF EACH PROVINCE	QUANTITY					VALUE				
	1931-32	1932-33	1933-34	1934-35	1935-36	1931-32	1932-33	1933-34	1934-35	1935-36
Drugs and Medicines (excluding chemicals and narcotics)—continued										
Quinine salts—continued										
Quinine hydrochloride or dihydrochloride (III. O)—	Lbs.	Lbs.	Lbs.	Lbs.	Lbs.					
United Kingdom (including Channel Islands)	5,028	7,649	7,726	4,822	5,535	1,89,528	1,84,437	2,69,415	1,70,008	2,08,994
Other British Possessions	24	1	877	1	81
TOTAL BRITISH EMPIRE	5,052	7,649	7,726	4,822	5,536	1,90,405	1,84,438	2,69,415	1,70,008	2,04,915
Germany	4,208	5,847	5,256	3,517	4,972	1,21,535	2,15,591	1,89,948	1,12,774	1,59,554
Netherlands	728	365	202	634	1,189	19,656	12,189	5,512	19,617	28,440
France	..	717	43	332	25	..	12,219	2,344	3,302	680
Switzerland	1,256	327	744	469	640	23,019	11,339	21,162	15,571	20,179
Italy (including Fiume)	64	300	100	1,943	6,334	2,263
Java	576	895	1,045	866	1,001	15,759	37,947	20,074	27,193	23,124
Other Foreign Countries	54	63	6	3	..	1,685	1,737	162	134	18
TOTAL FOREIGN COUNTRIES	6,620	8,214	7,360	6,021	7,927	1,88,654	2,91,072	2,01,140	1,83,825	2,35,588
Share of Bengal	2,598	12,406	10,273	7,314	2,173	2,65,892	3,44,293	3,44,753	2,35,594	3,09,760
.. Bombay	2,172	1,970	2,320	1,316	2,111	70,040	74,897	70,599	60,644	64,818
.. Sind	623	560	343	937	732	19,217	21,250	27,219	27,365	26,227
.. Madras	359	623	902	532	1,093	14,485	26,291	22,039	19,429	23,223
.. Burma	176	364	143	329	299	6,144	3,763	4,245	10,791	10,566
TOTAL	11,381	16,908	15,086	10,843	13,463	3,77,089	4,75,510	4,70,555	3,58,833	4,39,553
Other Salts (III. O)—	Lbs.	Lbs.	Lbs.	Lbs.	Lbs.					
United Kingdom (including Channel Islands)	2,320	3,357	4,023	2,529	2,320	65,380	89,507	1,10,241	95,779	93,514
Other British Possessions	12	..	26	..	337	827	..	2,720	..	2,680
TOTAL BRITISH EMPIRE	2,332	3,357	4,049	2,529	2,657	66,207	89,507	1,12,961	95,779	96,194
Germany	12,872	6,777	8,371	9,998	10,388	2,48,616	2,38,172	2,47,274	2,46,893	2,49,967
Netherlands	2,592	1,854	2,426	4,036	3,730	1,01,305	90,194	1,37,414	78,708	82,999
Belgium	197	62	2,025	225	16	4,331	2,111	1,21,226	25,613	1,329
France	193	224	25	46	10	6,973	10,194	993	1,573	425
Switzerland	1,159	316	1,023	1,598	2,222	23,629	9,697	23,627	46,109	53,827
Java	965	1,696	5,620	4,432	5,953	10,799	26,848	63,654	68,199	1,29,538
United States of America—Via Atlantic Coast	52	97	303	810	..	2,471	3,046	10,341	1,944	..
Other Foreign Countries	..	7	12	3	127	..	514	713	43	3,503
TOTAL FOREIGN COUNTRIES	18,080	11,033	21,237	21,242	22,445	4,03,623	3,90,634	4,10,977	4,63,533	5,22,103
Share of Bengal	14,737	7,386	16,545	14,459	12,328	3,13,737	3,44,943	4,60,716	3,92,301	3,93,371
.. Bombay	4,246	4,004	6,715	6,651	11,086	1,12,742	1,77,774	2,06,965	2,10,634	2,81,591
.. Sind	1,097	1,050	933	2,938	1,439	22,433	33,434	23,665	45,353	33,143
.. Madras	237	634	633	699	548	6,694	19,455	16,797	32,525	19,734
.. Burma	95	160	433	74	163	15,171	3,549	19,394	7,343	5,653
TOTAL	20,372	14,390	25,336	24,771	23,103	4,69,880	4,70,191	7,24,047	5,59,301	6,18,497
Total Quinine Salts—	Lbs.	Lbs.	Lbs.	Lbs.	Lbs.					
United Kingdom (including Channel Islands)	33,307	34,257	40,744	33,332	27,787	8,53,265	8,14,254	10,87,158	8,67,902	7,92,532
Other British Possessions	185	1	36	17	333	4,813	33	2,937	333	2,911
TOTAL BRITISH EMPIRE	33,492	34,258	40,780	33,349	28,120	8,57,678	8,14,287	10,70,095	8,68,235	7,95,443

No. 10—continued

ARTICLES, AND COUNTRIES OF CONSIGNMENT; ALSO SHARE OF EACH PROVINCE	QUANTITY					VALUE				
	1931-32	1932-33	1933-34	1934-35	1935-36	1931-32	1932-33	1933-34	1934-35	1935-36
Drugs and Medicines (excluding chemicals and narcotics)— continued										
Quinine Salts—concluded										
Total Quinine Salts—contd.	Lbs.	Lbs.	Lbs.	Lbs.	Lbs.					
Germany	50,757	40,387	45,337	31,075	45,160	10,82,923	10,80,065	10,99,500	7,84,397	11,30,140
Netherlands	8,361	6,357	10,190	11,967	12,101	2,11,060	1,70,981	2,57,009	2,29,747	2,54,518
Belgium	267	164	2,096	225	16	6,630	45,282	1,21,926	25,613	1,839
France	358	2,079	68	1,618	106	9,768	52,156	8,337	41,532	2,848
Switzerland	7,347	4,090	7,233	8,800	5,378	1,62,456	1,03,257	1,79,193	2,15,140	1,29,507
Italy (including Fiume)	707	195	200	100	..	13,333	4,904	6,334	3,283
Java	8,956	12,546	18,889	17,095	9,619	1,89,714	3,11,491	3,52,412	3,42,564	2,15,634
United States of America—										
Via Atlantic Coast	1,499	1,894	2,783	3,119	2,876	52,084	75,937	83,955	78,091	80,375
" Pacific "	8	17	17	271	540	553
Other Foreign Countries	66	178	24	118	132	2,556	3,770	637	2,768	3,654
TOTAL FOREIGN COUNTRIES	77,611	68,402	86,792	74,220	75,505	17,07,786	18,20,201	21,04,104	17,21,726	18,22,399
Share of Bengal	72,305	65,535	78,409	54,056	45,857	16,80,377	7,15,51,630	19,45,144	12,44,144	12,24,937
" Bombay	28,116	24,310	33,991	33,953	40,196	6,56,100	7,44,452	8,71,074	8,87,071	9,92,729
" Sind	4,563	6,218	6,439	10,914	7,340	1,08,144	1,81,328	1,61,460	2,12,439	1,31,599
" Madras	4,950	6,372	6,913	7,807	7,624	99,840	1,26,906	1,27,348	1,86,042	1,63,295
" Burma	1,222	1,325	1,315	1,998	1,793	50,908	51,170	59,173	60,300	55,232
TOTAL	111,056	102,660	127,572	107,628	108,610	25,65,369	26,34,493	31,74,199	25,99,666	26,17,842
Saccharin (III. C)—										
United Kingdom (including Channel Islands)	Lbs. 6,529	Lbs. 9,321	Lbs. 9,058	Lbs. 12,014	Lbs. 22,982	41,202	69,468	60,156	78,904	1,29,449
Malta Settlements	2	200	500	7,334	..	82	2,200	2,178	21,225
Other British Possessions	12	1	37	53	6	200
TOTAL BRITISH EMPIRE	6,541	9,324	9,290	12,514	30,366	41,255	69,556	62,556	81,077	1,50,674
Germany	4,108	3,639	3,800	4,321	11,005	17,888	15,770	17,481	20,732	35,782
France	3,400	100	100	146	1,100	14,500	423	438	3,156	4,067
Switzerland	9,200	13,657	7,413	7,163	28,350	42,833	90,795	61,002	54,736	80,069
United States of America—										
Via Atlantic Coast	19,335	13,696	13,131	11,274	15,452	88,521	59,273	93,978	82,744	87,718
" Pacific "	700	4,356	..	3,060	21,691
Other Foreign Countries	30	330	1,229	..	512	105	2,658	7,394	3	1,607
TOTAL FOREIGN COUNTRIES	36,668	32,172	25,072	22,964	60,775	1,63,841	1,71,992	1,80,298	1,61,370	2,30,874
Share of Bengal	7,090	5,993	5,333	3,557	11,802	14,093	37,043	39,933	21,031	55,331
" Bombay	15,592	14,594	16,536	14,759	37,981	81,194	1,06,334	1,43,331	1,37,018	1,55,663
" Sind	14,781	19,568	6,919	12,340	29,446	63,334	53,509	31,616	67,677	26,713
" Madras	1,424	956	1,526	438	2,932	10,035	24,338	12,448	6,017	13,593
" Burma	3,742	7,366	4,143	4,334	9,000	16,390	32,535	20,540	20,654	29,749
TOTAL	43,609	41,496	34,962	35,413	91,141	2,05,096	2,31,648	2,42,958	2,42,447	3,31,546
Sarsaparilla and preparations thereof (III. C)—										
United Kingdom (including Channel Islands)	17,003	19,651	20,010	22,162	26,921
British West India Islands (excluding Bahamas)	17,147	8,838	2,520	6,174	4,320
TOTAL BRITISH EMPIRE	34,150	28,489	22,530	28,276	31,744
Germany	1,495	10,609	831	170	8
France	6,626	6,538	..	1,307	413
Other Foreign Countries	879	533	1,218	1,694	1,552
TOTAL FOREIGN COUNTRIES	9,000	17,680	2,049	3,071	2,053

GENERAL IMPORTS

(98)
No. 10—continued

ARTICLES AND COUNTRIES OF CONSIGNMENT; ALSO SHARE OF EACH PROVINCE	QUANTITY					VALUE				
	1931-32	1932-33	1933-34	1934-35	1935-36	1931-32	1932-33	1933-34	1934-35	1935-36
Drugs and Medicines (excluding chemicals and narcotics)—continued										
<i>Sarcoparilla and preparations thereof (III, C)—continued</i>										
Share of Bengal	—	—	—	—	—	965	..	769	4,003	7,701
" Bombay	—	—	—	—	—	7,549	11,812	212	2,096	680
" Sind	—	—	—	—	—	27,227	26,642	12,305	12,255	12,202
" Madras	—	—	—	—	—	6,799	7,909	5,297	6,292	6,527
" Burma	—	—	—	—	—	17
TOTAL	—	—	—	—	—	43,150	46,269	24,579	21,247	28,797
Storax, including liquid storax (rose mellose) (III, C)—										
	Lbs.	Lbs.	Lbs.	Lbs.	Lbs.					
TOTAL BRITISH EMPIRE	140	166	4,222	1,255	185	29	45	1,258	249	253
France	95,649	127,409	56,781	92,486	124,096	22,297	40,224	16,720	27,046	22,970
Other Foreign Countries	10,651	..	2,000	4,429	2,052	2,010	..	1,200	1,205	254
TOTAL FOREIGN COUNTRIES	106,299	127,409	58,781	97,975	126,154	24,307	40,224	18,580	28,251	23,224
Share of Bengal	24,222	19,451	14,644	12,070	25,214	6,222	5,227	4,222	5,222	7,214
" Bombay	69,222	62,470	32,590	32,022	62,200	21,122	17,222	10,444	11,272	15,200
" Sind	25	46	15
" Madras	12,776	24,224	12,772	12,472	12,322	2,210	12,222	5,147	12,274	12,142
TOTAL	106,440	127,575	64,012	90,220	126,222	21,246	40,229	19,222	22,200	22,077
Other sorts of Drugs and Medicines (III, C)—										
United Kingdom (including Channel Islands)	—	—	—	—	—	24,47,220	25,72,245	41,71,000	40,74,154	22,05,222
Ceylon (excluding Maldives)	—	—	—	—	—	7,229	7,220	21,221	10,222	2,200
Straits Settlements	—	—	—	—	—	1,60,224	1,21,229	1,22,202	1,15,224	1,07,274
Hongkong	—	—	—	—	—	1,57,211	1,07,422	20,455	1,22,722	20,722
Union of South Africa	—	—	—	—	—	7,142	1,072	252	272	222
Zanzibar and Pemba	—	—	—	—	—	6,522	2,220	4,271	2,220	122
Seychelles	—	—	—	—	—	5,119	4,224	6,220	2,224	6,212
Canada—										
Via Atlantic Coast	—	—	—	—	—	2,222	2,222	15,222	20,229	12,422
" Pacific "	—	—	—	—	—	..	1	..	222	..
Commonwealth of Australia	—	—	—	—	—	12,722	2,772	6,222	11,127	5,155
Other British Possessions	—	—	—	—	—	5,620	2,222	4,221	4,224	220
TOTAL BRITISH EMPIRE	—	—	—	—	—	22,14,242	22,47,472	44,52,222	42,72,201	40,22,222
Norway	—	—	—	—	—	66,222	70,727	74,127	72,222	42,222
Germany	—	—	—	—	—	12,06,122	12,72,124	17,72,272	20,22,272	17,52,422
Netherlands	—	—	—	—	—	2,17,222	2,00,160	2,22,229	2,52,117	4,22,222
Belgium	—	—	—	—	—	42,212	1,01,127	1,61,210	1,01,722	1,14,222
France	—	—	—	—	—	2,24,222	4,15,274	7,72,219	5,71,229	4,22,777
Spain	—	—	—	—	—	5,150	222	2,722	2,220	7,272
Switzerland	—	—	—	—	—	45,229	27,422	76,221	24,222	1,12,229
Italy (including Fiume)	—	—	—	—	—	40,222	20,722	1,20,241	1,71,152	20,222
Austria	—	—	—	—	—	24,222	7,272
Greece (including Crete)	—	—	—	—	—	10,722

No. 10—continued

ARTICLES, AND COUNTRIES OF CONSIGNMENT; ALSO SEALS OF EACH PROVINCE	QUANTITY					VALUE				
	1931-32	1932-33	1933-34	1934-35	1935-36	1931-32	1932-33	1933-34	1934-35	1935-36
<i>Drugs and Medicines (excluding Chemicals and narcotics)— continued</i>						R	R	R	R	R
<i>Other sorts of Drugs and Medicines (III. C)—continued</i>										
Native States in Arabia other than Maskat Terri- tory and Trucial Oman	—	—	—	—	—	2,738	523	866	1,569	8,233
Iraq	—	—	—	—	—	50,878	14,706	2,186	2,385	11,725
Iran	—	—	—	—	—	1,20,131	65,702	73,138	80,281	82,873
Sumatra	—	—	—	—	—	..	8,550	700	890	10,074
Java	—	—	—	—	—	1,44,250	76,405	80,741	1,39,836	1,14,256
Japan	—	—	—	—	—	8,94,210	7,42,926	5,49,007	3,23,565	5,94,030
China (exclusive of Hongkong and Macao)	—	—	—	—	—	78,900	47,593	43,614	46,734	34,233
Egypt	—	—	—	—	—	10,492	16,487	7,031	6,259	5,294
Morocco (French)	—	—	—	—	—	8,156
United States of America—										
Via Atlantic Coast	—	—	—	—	—	10,40,966	13,62,023	15,72,466	13,30,583	10,68,584
.. Pacific ..	—	—	—	—	—	1,483	34,693	63,040	34,752	62,556
Other Foreign Countries	—	—	—	—	—	6,743	10,559	19,422	14,366	17,485
TOTAL FOREIGN COUNTRIES	—	—	—	—	—	46,04,209	61,62,270	67,60,967	55,21,455	49,55,766
<i>Share of Bengal</i>	—	—	—	—	—	<i>34,71,303</i>	<i>35,90,204</i>	<i>37,88,024</i>	<i>38,69,347</i>	<i>45,83,225</i>
.. Bombay	—	—	—	—	—	<i>32,73,392</i>	<i>36,80,506</i>	<i>43,67,946</i>	<i>35,32,849</i>	<i>19,17,472</i>
.. Sind	—	—	—	—	—	<i>4,97,088</i>	<i>6,32,678</i>	<i>6,63,188</i>	<i>6,86,297</i>	<i>7,81,679</i>
.. Madras	—	—	—	—	—	<i>8,66,722</i>	<i>9,43,186</i>	<i>10,88,532</i>	<i>13,94,331</i>	<i>14,41,671</i>
.. Burma	—	—	—	—	—	<i>3,11,753</i>	<i>2,52,168</i>	<i>3,92,240</i>	<i>4,75,522</i>	<i>4,55,465</i>
TOTAL	—	—	—	—	—	84,19,157	89,99,742	1,02,10,930	98,98,856	89,84,422
<i>Total value of Drugs and Medicines—</i>										
United Kingdom (including Channel Islands)	—	—	—	—	—	66,67,166	61,16,680	70,68,697	71,08,942	74,79,118
Ceylon (excluding Maldives)	—	—	—	—	—	9,978	20,154	51,534	11,372	13,039
Straits Settlements	—	—	—	—	—	2,74,990	1,78,888	1,50,890	1,54,942	1,54,444
Hongkong	—	—	—	—	—	1,76,284	1,54,664	1,16,881	1,58,420	1,03,601
Union of South Africa	—	—	—	—	—	12,725	20,722	10,745	872	11,277
Zanzibar and Pemba	—	—	—	—	—	6,556	2,390	4,871	2,850	122
Seychelles	—	—	—	—	—	5,119	4,394	6,060	2,664	6,618
Canada—										
Via Atlantic Coast	—	—	—	—	—	3,238	2,799	17,828	23,859	25,438
.. Pacific ..	—	—	—	—	—	..	1	..	266	..
British West India Islands (excluding Bahamas)	—	—	—	—	—	17,143	8,888	8,785	6,174	4,820
Commonwealth of Australia	—	—	—	—	—	88,278	13,471	8,022	22,815	11,849
Other British Possessions	—	—	—	—	—	6,780	5,307	8,894	6,683	3,162
TOTAL BRITISH EMPIRE	—	—	—	—	—	72,13,207	65,27,808	74,41,407	74,99,859	78,13,485
<i>U. S. S. R.—</i>										
Northern	—	—	—	—	—	285	678	1,215	7,160	..
Norway	—	—	—	—	—	13,841	1,05,930	1,05,208	1,12,406	94,670
Denmark	—	—	—	—	—	16	8,310	187
Germany	—	—	—	—	—	42,76,587	43,34,228	42,78,652	44,13,998	54,06,186
Netherlands	—	—	—	—	—	4,03,430	4,44,474	6,93,923	6,45,869	7,29,432
Belgium	—	—	—	—	—	90,470	1,61,366	2,90,025	1,43,501	1,81,605
France	—	—	—	—	—	8,67,804	11,14,584	9,90,794	10,13,613	11,63,258
Spain	—	—	—	—	—	7,078	2,503	3,762	9,869	3,053

GENERAL IMPORTS

(100)

No. 10—continued

ARTICLES, AND COUNTRIES OF CONSIGNMENT; ALSO SHARE OF EACH PROVINCE	QUANTITY					VALUE				
	1931-32	1932-33	1933-34	1934-35	1935-36	1931-32	1932-33	1933-34	1934-35	1935-36
Drugs and Medicines (excluding chemicals and narcotics)—concluded						R	R	R	R	R
Total value of Drugs and Medicines—continued						7,28,783	4,79,305	3,32,090	4,00,144	3,76,189
Switzerland	—	—	—	—	—	—	—	—	—	—
Italy (including Fiume)	—	—	—	—	—	8,11,628	7,50,388	4,35,555	5,64,575	1,73,904
Austria	—	—	—	—	—	782	2,735	9,822	30,765	25,649
Hungary	—	—	—	—	—	2,678	961	587	..	18,102
Czechoslovakia	—	—	—	—	—	1,764	372	5,825	1,167	1,510
Greece (including Crete)	—	—	—	—	—	10,795
Native States in Arabia other than Maskat Territory and Trucial Oman	—	—	—	—	—	2,738	523	866	1,599	3,254
Iraq	—	—	—	—	—	50,878	19,114	2,180	2,385	11,725
Iran	—	—	—	—	—	3,00,505	1,46,645	1,23,806	1,84,303	2,27,616
Sumatra	—	—	—	—	—	..	8,550	700	390	19,378
Java	—	—	—	—	—	3,34,077	3,88,575	4,33,153	5,43,914	3,30,390
Japan	—	—	—	—	—	17,57,510	19,31,434	19,31,933	15,57,449	19,18,546
China (exclusive of Hongkong and Macao)	—	—	—	—	—	75,966	53,579	47,133	49,163	38,623
Egypt	—	—	—	—	—	10,492	16,938	7,030	6,788	5,453
Morocco (French)	—	—	—	—	—	3,155
United States of America—										
Viz Atlantic Coast	—	—	—	—	—	19,50,991	20,26,479	21,17,923	21,29,020	23,98,031
" Pacific "	—	—	—	—	—	4,351	56,795	74,361	42,432	1,95,613
Mexico	—	—	—	—	—	893	..	5,197
Brazil	—	—	—	—	—	7,410
Other Foreign Countries	—	—	—	—	—	6,179	9,013	11,644	9,814	10,893
TOTAL FOREIGN COUNTRIES	—	—	—	—	—	1,18,97,836	1,20,55,833	1,19,00,747	1,16,90,177	1,33,03,053
Share of Bengal	—	—	—	—	—	65,93,299	63,32,372	63,64,756	61,37,678	67,34,646
" Bombay	—	—	—	—	—	76,86,565	74,26,333	75,27,676	76,11,922	86,39,901
" Sind	—	—	—	—	—	12,67,805	13,77,711	14,41,301	16,32,365	17,25,997
" Madras	—	—	—	—	—	37,39,646	37,83,723	37,73,335	39,39,094	39,39,731
" Burma	—	—	—	—	—	3,33,923	7,82,497	7,35,297	3,69,078	3,36,283
TOTAL	—	—	—	—	—	1,91,11,043	1,85,33,141	1,98,42,154	1,91,90,096	2,11,16,533
Dyeing and Tanning Substances—Barks for tanning (III. E)—										
Union of South Africa	Cwts. 213,935	Cwts. 193,347	Cwts. 266,404	Cwts. 279,726	Cwts. 261,535	13,39,393	11,68,169	13,96,004	12,84,823	13,20,550
Kenya Colony	2,002	523	237	13	196	12,168	2,111	741	55	1,053
Other British Possessions	435	..	1,191	2,142	..	5,916
TOTAL BRITISH EMPIRE	215,937	193,870	267,076	279,744	262,922	13,01,560	11,70,280	13,93,847	12,84,878	13,27,517
TOTAL FOREIGN COUNTRIES	..	58	150	114	300
Share of Bengal	402	430	721	2,023	2,371	3,436
" Bombay	4	523	157	593	396	40	2,111	621	2,339	4,065
" Sind	113	13	339	55	..
" Madras	215,933	193,347	266,404	278,653	261,395	13,01,516	11,68,169	13,96,004	12,80,223	13,20,018
" Burma	58	150	114	300
TOTAL	215,937	193,870	267,226	279,744	262,922	13,01,566	11,70,394	13,99,187	12,84,878	13,27,517
Cochineal (III. E)—										
United Kingdom (including Channel Islands)	Cwts. 102	Cwts. 12	Cwts. 20	Cwts. 22	Cwts. 19	10,021	2,074	2,711	2,159	2,370
Other British Possessions	6	100
TOTAL BRITISH EMPIRE	108	12	20	22	19	11,021	2,074	2,711	2,159	2,370

No. 10—continued

ARTICLES, AND COUNTRIES OF CONSIGNMENT; ALSO SHARE OF EACH PROVINCE	QUANTITY					VALUE				
	1931-32	1932-33	1933-34	1934-35	1935-36	1931-32	1932-33	1933-34	1934-35	1935-36
Dyeing and Tanning Substances— continued.						R	R	R	R	R
Cochineal (III. B)—continued	Cwts.	Cwts.	Cwts.	Cwts.	Cwts.					
France	275	223	276	103	33	35,754	28,317	22,371	8,029	3,430
Spain	808	900	1,131	342	204	1,30,965	1,25,235	1,28,650	30,065	22,750
Canary Islands	180	295	192	1,419	718	22,913	34,791	19,377	1,19,863	67,659
Other Foreign Countries	2	25	208	3,150
TOTAL FOREIGN COUNTRIES	1,243	1,418	1,599	1,866	975	1,89,637	1,88,943	1,70,898	1,58,166	96,989
Share of Bengal	1	4	3	1	..	114	401	363	303
“ Bombay	1,053	1,345	1,437	1,739	950	1,83,528	1,67,435	1,62,373	1,51,139	94,094
“ Sind	193	77	25	31	13	24,474	9,288	1,934	7,415	1,797
“ Madras	105	107	33	15	25	12,658	4,130	5,396	1,353	3,139
TOTAL	1,351	1,430	1,619	1,838	984	2,00,658	1,91,017	1,73,609	1,60,325	99,359
Cutch and Gambier (III. B)—	Cwts.	Cwts.	Cwts.	Cwts.	Cwts.					
Straits Settlements	36,419	37,807	32,109	32,117	42,095	6,88,095	6,77,541	4,70,789	4,66,833	5,59,434
Other British Possessions	2	..	1	1	2	89	3	36	51	120
TOTAL BRITISH EMPIRE	36,421	37,807	32,110	32,118	42,097	6,88,183	6,77,544	4,70,825	4,66,934	5,59,604
TOTAL FOREIGN COUNTRIES	21	233	50	42	100	385	5,765	1,918	1,464	3,604
Share of Bengal	32,900	33,937	29,051	28,334	33,330	5,49,330	5,39,121	3,78,356	3,67,395	6,43,758
“ Bombay	1,077	1,645	741	1,075	1,223	43,532	37,515	24,142	32,668	37,331
“ Sind	67	..	1	1,334	..	43
“ Madras	541	541	501	435	575	13,519	11,943	10,733	10,457	14,073
“ Burma	1,924	1,837	1,300	1,736	1,932	33,077	32,130	37,623	37,413	37,449
TOTAL	36,442	38,040	32,160	32,160	42,107	6,89,013	6,83,369	4,72,748	4,68,398	5,83,203
Dyes obtained from Coal tar*—										
Allizarine (III. B)—	Lbs.	Lbs.	Lbs.	Lbs.	Lbs.					
Allizarine—Dry—not ex- ceeding 40 per cent.—										
United Kingdom (includ- ing Channel Islands)	2,305	1,212	..
Germany	10,230	14,950	20,040	20,009	3,736	13,046	23,495	30,455	38,072	16,336
Share of Bengal	500	3,450	1,350	4,325	4,274	672	5,413	2,355	5,135	3,333
“ Bombay	3,950	9,000	7,650	6,205	950	5,046	14,259	10,492	11,260	1,666
“ Sind	6,730	3,500	11,540	31,334	3,562	7,933	4,013	17,103	33,455	6,343
TOTAL	10,230	14,950	20,040	32,314	3,736	13,646	23,695	30,455	52,800	16,336

* Revised classification has been introduced from April 1932.

ARTICLES, AND COUNTRIES OF CONSIGNMENT; ALSO HABE OF EACH PROVINCE	QUANTITY					VALUE				
	1931-32	1932-33	1933-34	1934-35	1935-36	1931-32	1932-33	1933-34	1934-35	1935-36
Dyeing and Tanning Substances— continued						R	R	R	R	R
Dyes obtained from Coal tar— continued										
Alizarine (III. B)—continued.										
Alizarine—Dry—exceeding 40 per cent.(a)—		Lbs.	Lbs.	Lbs.	Lbs.					
United Kingdom (including Channel Islands)	—	1,811	—	2,880
Germany	—	1,160	5,812	10,363	7,221	—	2,012	16,887	31,481	18,081
United States of America— Via Atlantic Coast	—	..	3,120	5,078	—	—	..	9,546	14,592	..
TOTAL FOREIGN COUNTRIES	—	1,160	8,441	16,330	7,221	—	2,012	26,388	46,028	18,081
Share of Bengal	—	600	..	3	22	—	1,087	..	12	20
Share of Bombay	—	522	3,441	14,056	3,193	—	2,177	26,322	40,652	2,275
Share of Sind	—	1,680	4,000	—	2,279	2,278
Share of Madras	—	1,788	—	2,627
TOTAL	—	2,971	3,441	16,330	7,221	—	5,851	26,752	46,028	18,081
Alizarine—Dry—over 40 per cent. but not exceeding 50 per cent.(b) —	Lbs.									
Germany	560	—	—	—	—	1,648	—	—	—	—
Share of Bombay	560	—	—	—	—	1,648	—	—	—	—
Alizarine—Dry—over 50 per cent. but not exceeding 60 per cent.(b)—	Lbs.									
Alizarine—Dry—over 60 per cent. but not exceeding 70 per cent.(b)				
Alizarine—Dry—over 70 per cent. but not exceeding 80 per cent.(b)—	Lbs.									
United Kingdom (including Channel Islands)	2,120	—	—	—	—	4,128	—	—	—	—
Share of Bombay	2,120	—	—	—	—	4,128	—	—	—	—
Alizarine—Dry—over 80 per cent.(b)—	Lbs.									
Germany	2,920	—	—	—	—	9,807	..	—	—	—
Share of Bombay	1,400	—	—	—	—	3,286	—	—	—	—
Share of Sind	2,520	—	—	—	—	6,521	—	—	—	—
Share of Burma	..	—	—	—	—	..	—	—	—	—
TOTAL	2,920	—	—	—	—	9,807	—	—	—	—
Alizarine—Moist—not ex- ceeding 10 per cent. (b)	Lbs.									
	..	—	—	—	..	—	—	—	—	—

(a) Separately recorded from 1932-33.
(b) Discontinued from 1932-33.

No. 10—continued

ARTICLES AND COUNTRIES OF CONSIGNMENT; ALSO SHARE OF EACH PROVINCE	QUANTITY					VALUE				
	1931-32	1932-33	1933-34	1934-35	1935-36	1931-32	1932-33	1933-34	1934-35	1935-36
Dyeing and Tanning Substances— continued										
<i>Dyes obtained from Coal-tar —continued</i>						R	R	R	R	R
<i>Allizarine (III. B)—continued</i>										
<i>Allizarine—Moist—not exceed- ing 16 per cent—</i>	Lbs.	Lbs.	Lbs.	Lbs.	Lbs.					
United Kingdom (including Channel Islands)	34,755	16,240	20,048	14,560	16,852	26,204	9,100	12,245	8,244	9,518
Germany	245,616	308,150	346,760	412,184	123,424	1,06,206	1,36,836	1,99,595	2,15,804	64,549
Other Foreign Countries .	150	..	2,240	8,810	1,120	68	..	1,226	2,295	624
TOTAL FOREIGN COUNTRIES	245,766	308,150	349,008	415,994	124,544	1,06,259	1,36,836	2,00,821	2,18,099	65,178
<i>Share of Bengal</i>	<i>28,896</i>	<i>44,016</i>	<i>40,320</i>	<i>55,120</i>	<i>58,240</i>	<i>11,631</i>	<i>26,916</i>	<i>24,937</i>	<i>29,149</i>	<i>32,475</i>
.. Bombay	182,560	220,394	265,920	286,502	53,312	86,576	1,33,083	1,47,103	1,53,610	27,099
.. Sind	39,795	35,840	42,000	61,182	20,324	19,129	21,526	23,586	30,674	1,606
.. Madras	39,270	24,230	36,308	27,780	3,900	13,127	14,473	17,390	12,910	4,511
TOTAL	280,521	224,390	269,048	430,564	140,896	1,32,463	1,95,996	2,13,066	2,26,348	74,691
<i>Allizarine—Moist—over 16 per cent but not exceeding 20 per cent—</i>	Lbs.	Lbs.	Lbs.	Lbs.	Lbs.					
United Kingdom (including Channel Islands)	708,760	382,336	531,496	548,344	465,636	4,00,581	2,67,227	4,29,491	3,52,208	3,00,702
Germany	1,700,368	1,226,720	1,200,588	1,069,332	1,332,154	7,96,413	8,42,201	8,17,434	11,21,029	7,89,816
Switzerland	18,484	43,680	8,920	2,240	..	12,305	23,802	2,200	1,400
Czechoslovakia	4,480	101,114	89,436	90,720	..	2,900	76,839	54,440	53,673
United States of America— Ytd Atlantic Coast	14,968	9,270	..
TOTAL FOREIGN COUNTRIES	1,700,368	1,249,684	1,345,377	2,077,656	1,425,114	7,96,413	8,57,406	9,28,075	11,86,939	8,44,694
<i>Share of Bengal</i>	<i>33,028</i>	<i>34,100</i>	<i>33,600</i>	<i>55,216</i>	<i>61,928</i>	<i>17,784</i>	<i>23,449</i>	<i>24,573</i>	<i>35,243</i>	<i>41,322</i>
.. Bombay	1,776,755	1,135,487	1,196,875	1,772,344	1,163,996	8,78,624	7,80,314	9,01,836	10,36,468	7,07,834
.. Sind	273,373	212,330	331,038	499,744	489,728	1,42,623	1,67,487	2,30,637	2,98,856	2,25,591
.. Madras	319,888	249,333	315,360	298,196	175,080	1,64,023	1,61,108	1,25,510	1,68,535	1,00,242
.. Burma	2,240	1,320
TOTAL	2,409,128	1,632,520	1,876,878	2,626,000	1,890,730	11,96,904	11,24,678	13,52,556	15,39,142	11,45,596
<i>Allizarine—Moist—exceeding 20 per cent—</i>	Lbs.	Lbs.	Lbs.	Lbs.	Lbs.					
United Kingdom (including Channel Islands)	112,420	134,176	182,008	160,268	93,072	1,18,854	1,64,484	2,63,760	1,83,747	1,08,708
Germany	893,014	177,660	107,077	320,544	162,400	3,49,371	2,39,212	1,43,744	3,72,068	1,90,035
Switzerland	15,637	8,064	2,240	2,240	..	20,572	10,595	2,919	2,508
Czechoslovakia	5,768	36,960	8,095	43,304	..
TOTAL FOREIGN COUNTRIES	893,014	193,347	120,909	359,744	164,640	3,49,371	2,53,784	1,63,394	4,18,321	1,92,543
<i>Share of Bengal</i>	<i>2,610</i>	<i>..</i>	<i>..</i>	<i>..</i>	<i>10,640</i>	<i>1,431</i>	<i>..</i>	<i>..</i>	<i>..</i>	<i>6,843</i>
.. Bombay	65,274	75,075	99,941	162,364	31,648	64,063	1,06,553	1,87,977	1,95,180	1,01,744
.. Sind	17,360	26,208	25,636	64,624	68,352	17,375	36,373	35,494	21,425	72,055
.. Madras	419,190	226,240	181,440	297,024	107,072	3,34,301	2,75,337	2,03,622	3,25,935	1,30,301
TOTAL	505,434	327,523	303,917	520,012	257,712	4,08,225	4,18,268	4,27,094	6,02,568	3,01,249

GENERAL IMPORTS

(104)

No. 10—continued

ARTICLES, AND COUNTRIES OF CONSIGNMENT; ALSO SHARE OF EACH PROVINCE	QUANTITY					VALUE				
	1931-32	1932-33	1933-34	1934-35	1935-36	1931-32	1932-33	1933-34	1934-35	1935-36
Dyeing and Tanning Substances—continued										
Dyes obtained from Coal tar—continued										
Alizarine (III. B)—continued										
Total Alizarine (III. B)—	Lbs.	Lbs.	Lbs.	Lbs.	Lbs.					
United Kingdom (including Channel Islands)	858,055	535,008	734,552	725,977	575,090	5,40,777	4,48,750	7,05,485	5,48,400	4,18,926
Germany	2,858,708	1,728,540	1,070,772	2,742,432	1,720,325	12,77,146	12,88,956	12,08,065	17,89,040	11,29,758
Switzerland	150	34,171	53,984	6,160	4,480	58	32,877	40,623	5,119	3,903
Czechoslovakia	--	4,480	100,882	129,756	5,600	--	2,900	86,834	1,00,264	3,366
United States of America—										
Via Atlantic Coast	--	--	3,129	20,044	--	--	--	9,546	23,862	--
Other Foreign Countries	--	--	--	450	--	--	--	--	275	--
TOTAL FOREIGN COUNTRIES	2,858,858	1,767,291	1,843,707	2,809,742	1,730,305	12,77,199	12,24,788	12,44,068	10,18,660	11,37,027
Share of Bengal	74,314	82,226	75,770	116,104	135,112	31,568	55,374	52,415	72,539	89,109
" Bombay	2,029,529	1,440,429	1,564,327	2,228,971	1,803,099	10,42,311	10,36,391	12,72,791	14,37,169	3,26,608
" Sind	339,328	276,378	410,114	642,526	576,026	2,00,146	2,19,398	3,06,323	4,49,799	3,94,379
" Madras	768,342	500,581	527,608	623,000	291,092	5,51,951	4,53,650	4,18,322	5,07,478	2,26,566
" Burma	--	2,240	--	--	--	--	1,820	--	--	--
TOTAL	3,211,912	2,302,354	2,578,319	3,625,719	2,305,395	18,26,976	17,66,488	20,49,554	24,66,066	15,56,953
Aniline (III. B) (a)—	Lbs.									
United Kingdom (including Channel Islands)	1,214,032	--	--	--	--	15,58,410	--	--	--	--
Other British Possessions	2,160	--	--	--	--	4,390	--	--	--	--
TOTAL BRITISH EMPIRE	1,217,092					15,62,800				
Germany	9,590,490	--	--	--	--	1,56,92,496	--	--	--	--
Netherlands	85,837	--	--	--	--	55,928	--	--	--	--
Belgium	135,608	--	--	--	--	1,94,474	--	--	--	--
France	96,242	--	--	--	--	2,55,370	--	--	--	--
Switzerland	503,032	--	--	--	--	14,03,425	--	--	--	--
Italy (including Fiume)	322,615	--	--	--	--	5,17,276	--	--	--	--
Japan	7,400	--	--	--	--	24,806	--	--	--	--
China (exclusive of Hong-kong and Macao)	24,376	--	--	--	--	42,146	--	--	--	--
United States of America—										
Via Atlantic Coast	982,268	--	--	--	--	10,96,059	--	--	--	--
Other Foreign Countries	112	--	--	--	--	77	--	--	--	--
TOTAL FOREIGN COUNTRIES	11,718,130					1,78,08,061				
Share of Bengal	1,014,047					14,09,346				
" Bombay	10,676,355					1,56,01,397				
" Sind	421,749					4,00,800				
" Madras	827,955					13,63,432				
" Burma	95,792					96,016				
TOTAL	12,035,328					1,88,70,861				

(a) Discontinued and shown under the new sub-heads from 1932-33.

No. 10—continued

ARTICLES AND COUNTRIES OF CONSIGNMENT; ALSO SHARE OF EACH PROVINCE	QUANTITY					VALUE				
	1931-32	1932-33	1933-34	1934-35	1935-36	1931-32	1932-33	1933-34	1934-35	1935-36
Dyeing and Tanning Substances— continued							R	R	R	R
Dyes obtained from Coal-tar —continued		Lbs.	Lbs.	Lbs.	Lbs.					
Congored (III. E)*—										
United Kingdom (including Channel Islands)	—	127,181	108,824	135,871	164,678	—	1,00,451	83,825	89,620	1,08,742
Other British Possessions	—	5	—	—	—	—	8	—	—	—
TOTAL BRITISH EMPIRE	—	127,186	108,824	135,871	164,678	—	1,00,454	83,825	89,620	1,08,742
U. S. S. R.—										
Northern	—	—	18,421	251,022	178,648	—	—	11,514	1,50,705	97,382
Southern	—	—	—	252,565	5,512	—	—	—	1,80,219	8,479
Germany	—	785,877	611,800	1,456,645	1,460,476	—	5,26,136	4,47,801	8,10,848	7,97,770
Netherlands	—	38	2,794	118	16,686	—	45	2,898	165	11,189
Belgium	—	4,480	—	1,160	22,160	—	3,318	25	747	14,554
France	—	51,520	6,832	—	2,240	—	49,384	6,146	—	5,580
Switzerland	—	27,935	11,760	5,600	17,920	—	23,706	9,387	3,510	13,724
Italy (including Fiume)	—	166,432	15,660	19,040	—	—	1,61,202	15,680	15,870	—
Japan	—	15,556	54,887	85,247	184,775	—	13,017	39,942	51,168	1,18,694
United States of America— Via Atlantic Coast	—	226,757	209,164	367,519	529,444	—	1,50,488	1,28,882	2,04,772	2,93,000
TOTAL FOREIGN COUNTRIES	—	1,278,095	931,398	2,438,911	2,412,861	—	10,27,296	6,61,770	13,76,997	13,50,332
Share of Bengal	—	159,337	66,183	189,689	310,553	—	1,36,236	56,916	1,32,974	2,42,377
" Bombay	—	1,047,220	889,401	1,979,559	1,895,437	—	8,27,041	6,37,824	11,10,550	10,29,942
" Sind	—	95,200	64,650	294,932	230,672	—	76,335	46,912	1,60,327	1,11,394
" Madras	—	82,968	7,928	36,542	106,537	—	66,057	4,756	46,116	61,028
" Burma	—	20,556	11,800	24,060	34,340	—	20,080	9,387	16,660	23,833
TOTAL	—	1,405,281	1,039,662	2,574,782	2,577,539	—	11,27,750	7,45,595	14,66,017	14,52,074
Coupling dyes of the naphthol group—naphthol rapid fast colours (rapid salts) and bases (III. E) (a)—		Lbs.	Lbs.							
United Kingdom (including Channel Islands)	—	78,257	68,116	—	—	—	3,79,681	3,97,410	—	—
Germany	—	285,918	417,901	—	—	—	17,95,324	17,36,756	—	—
Netherlands	—	3,495	7,342	—	—	—	11,604	88,588	—	—
Belgium	—	1,912	16,698	—	—	—	21,385	81,828	—	—
France	—	69,297	9,227	—	—	—	3,63,621	33,751	—	—
Switzerland	—	34,025	65,276	—	—	—	1,77,165	2,06,132	—	—
Italy (including Fiume)	—	22,875	16,688	—	—	—	1,07,972	66,910	—	—
Czechoslovakia	—	560	2,691	—	—	—	2,800	14,545	—	—
Japan	—	22,609	91,748	—	—	—	1,06,556	3,19,210	—	—
United States of America— Via Atlantic Coast	—	3,711	138	—	—	—	17,497	335	—	—
TOTAL FOREIGN COUNTRIES	—	436,097	627,709	—	—	—	26,08,024	25,52,005	—	—
Share of Bengal	—	39,199	66,566	—	—	—	2,36,674	2,68,190	—	—
" Bombay	—	366,065	531,134	—	—	—	21,82,452	21,57,757	—	—
" Sind	—	1,791	1,473	—	—	—	11,162	10,279	—	—
" Madras	—	102,849	135,105	—	—	—	5,53,592	5,07,521	—	—
" Burma	—	1,450	1,547	—	—	—	9,735	5,628	—	—
TOTAL	—	511,354	715,625	—	—	—	29,88,605	29,49,415	—	—

* Separately recorded from 1932-33.

(a) Separately recorded from 1932-33 and sub-divided into the three heads from 1934-35.

GENERAL IMPORTS

(106)

No. 10—continued

ARTICLES AND COUNTRIES OF CONSIGNMENT; ALSO SHARE OF EACH PROVINCE	QUANTITY					VALUE				
	1931-32	1932-33	1933-34	1934-35	1935-36	1931-32	1932-33	1933-34	1934-35	1935-36
Dyeing and Tanning Substances—continued										
<i>Dyes obtained from Coal-tar—continued</i>										
<i>Coupling dyes of the naphthol group (III. E)—contd.</i>										
<i>Naphthol (a)—</i>				Lbs.	Lbs.					
United Kingdom (including Channel Islands)	—	—	—	71,084	82,158	—	—	—	3,84,756	3,48,800
Germany	—	—	—	512,487	688,442	—	—	—	14,60,071	17,77,857
Belgium	—	—	—	..	6,942	—	—	—	..	17,768
France	—	—	—	22,952	14,913	—	—	—	70,427	83,583
Switzerland	—	—	—	78,490	78,000	—	—	—	1,99,554	1,97,776
Italy (including Fiume)	—	—	—	18,454	1,680	—	—	—	87,180	6,806
Java	—	—	—	..	42	—	—	—	..	168
Japan	—	—	—	89,937	105,056	—	—	—	2,26,954	2,41,812
United States of America— Via Atlantic Coast	—	—	—	5,233	..	—	—	—	12,889	..
TOTAL FOREIGN COUNTRIES	—	—	—	716,853	895,075	—	—	—	20,16,024	22,74,800
<i>Share of Bengal</i>	—	—	—	46,810	116,617	—	—	—	1,50,889	2,77,538
“ <i>Bombay</i>	—	—	—	626,940	739,763	—	—	—	18,49,860	20,22,036
“ <i>Sind</i>	—	—	—	..	1,261	—	—	—	..	4,317
“ <i>Madras</i>	—	—	—	113,653	131,903	—	—	—	3,48,736	3,00,323
“ <i>Burma</i>	—	—	—	533	6,984	—	—	—	1,395	17,236
TOTAL	—	—	—	787,937	977,233	—	—	—	23,50,780	26,22,809
Rapid Fast Colours (Rapid Salts)—(a)				Lbs.	Lbs.					
Germany	—	—	—	65,380	68,768	—	—	—	8,26,017	8,18,015
Other Foreign Countries	—	—	—	112	879	—	—	—	820	3,506
TOTAL FOREIGN COUNTRIES	—	—	—	65,442	69,642	—	—	—	8,26,837	8,21,520
<i>Share of Bengal</i>	—	—	—	4,200	3,900	—	—	—	36,905	22,941
“ <i>Bombay</i>	—	—	—	46,742	45,042	—	—	—	3,23,843	3,48,898
“ <i>Sind</i>	—	—	—	1,000	2,000	—	—	—	4,935	3,780
“ <i>Madras</i>	—	—	—	13,600	3,400	—	—	—	71,054	60,920
TOTAL	—	—	—	65,442	69,642	—	—	—	8,26,837	8,21,520
Bases—(a)				Lbs.	Lbs.					
United Kingdom (including Channel Islands)	—	—	—	87,025	26,127	—	—	—	75,947	58,847
Germany	—	—	—	279,672	413,558	—	—	—	6,46,919	8,68,150
Netherlands	—	—	—	666	446	—	—	—	5,180	3,948
Belgium	—	—	—	113	8,809	—	—	—	417	23,276
France	—	—	—	28,612	21,854	—	—	—	60,049	64,354
Switzerland	—	—	—	76,485	54,084	—	—	—	1,78,324	1,28,866
Italy (including Fiume)	—	—	—	6,780	3,920	—	—	—	23,120	15,705
Japan	—	—	—	26,853	86,128	—	—	—	52,435	60,941
United States of America Via Atlantic Coast	—	—	—	..	1,120	—	—	—	..	1,818
TOTAL FOREIGN COUNTRIES	—	—	—	414,181	589,414	—	—	—	9,61,304	11,51,267

(a) Separately recorded from 1934-35

No. 10—continued

ARTICLES, AND COUNTRIES OF CONSIGNMENT; ALSO SHARE OF EACH PROVINCE	QUANTITY					VALUE				
	1931-32	1932-33	1933-34	1934-35	1935-36	1931-32	1932-33	1933-34	1934-35	1935-36
Dyeing and Tanning Substances— continued										
<i>Dyes obtained from Coal Tar —continued</i>										
Coupling dyes of the Naphthol group (III. E)— <i>continued</i>										
Bases—(a) continued				Lbs.	Lbs.					
Share of Bengal	—	—	—	35,213	82,719	—	—	—	97,944	2,08,054
„ Bombay	—	—	—	342,406	390,185	—	—	—	7,55,641	8,01,801
„ Sind	—	—	—	1,375	1,072	—	—	—	9,296	11,133
„ Madras	—	—	—	71,535	76,381	—	—	—	1,70,487	1,67,093
„ Burma	—	—	—	672	2,684	—	—	—	3,973	21,839
TOTAL	—	—	—	451,206	565,541	—	—	—	10,37,341	12,09,618
Other Salts (III. E)(b)—		Lbs.	Lbs.	Lbs.	Lbs.					
United Kingdom (including Channel Islands)	—	1,602	174	200	448	—	3,981	246	290	568
Germany	—	461,544	475,276	778,965	936,757	—	10,20,998	7,18,767	12,08,958	13,41,576
Netherlands	—	7,246	10,376	—	19,446	32,086
Belgium	—	..	29,786	..	2,212	—	..	69,873	..	4,098
Switzerland	—	8,354	20,430	10,291	23,794	—	19,849	82,149	16,314	26,371
Japan	—	3,089	17,952	37,832	36,729	—	4,995	22,324	42,220	39,330
United States of America— Via Atlantic Coast	—	11,677	2,259	—	..	4,336	12,181	3,300
Other Foreign Countries	—	657	5,130	..	654	—	926	858
TOTAL FOREIGN COUNTRIES	—	480,890	559,000	838,265	1,002,375	—	10,66,209	8,69,585	12,79,648	14,26,628
Share of Bengal	—	52,358	45,178	53,158	37,092	—	1,06,005	1,11,702	1,95,680	1,46,339
„ Bombay	—	354,730	469,206	681,925	833,293	—	7,99,330	6,78,905	10,00,235	11,66,030
„ Sind	—	2,100	—	2,607
„ Madras	—	72,054	51,793	104,282	78,234	—	1,62,243	79,263	1,74,043	1,10,000
„ Burma	—	2,800	2,054	—	5,012	2,370
TOTAL	—	482,492	559,174	838,465	1,002,823	—	10,70,190	8,69,930	12,79,938	14,27,196
Vats—										
Indigo (III. E)—	Lbs.	Lbs.	Lbs.	Lbs.	Lbs.					
United Kingdom (including Channel Islands)	172,536	77,308	92,316	15,792	44,652	1,94,892	1,19,626	1,48,049	23,755	65,088
Other British Possessions	102	..	112	4,173	..	186	..	115	2,256
TOTAL BRITISH EMPIRE	172,536	77,410	92,316	15,904	48,825	1,94,892	1,19,812	1,48,049	23,870	67,344
Germany	559,976	741,833	829,704	984,678	725,046	7,16,948	11,01,740	11,69,035	18,60,916	10,16,628
Netherlands	1,120	50,848	1,506	76,849
Belgium	58,760	80,640
France	35,344	31,584	29,120	10,669	68,456	1,18,671	46,960	46,584	24,127	1,05,866
Switzerland	108,976	181,052	122,792	161,610	182,262	1,37,596	1,98,868	1,81,118	2,16,313	1,69,325
Italy (including Trieste)	60,023	38,600	49,218	66,722	..	93,313	56,770	87,766	1,08,724
United States of America— Via Atlantic Coast	16,352	50,849	66,980	16,955	55,337	68,236
Other Foreign Countries	3,286	3	14	965	..	3,165	2	19
TOTAL FOREIGN COUNTRIES	788,552	964,492	1,031,628	1,257,021	1,164,098	9,75,681	14,36,881	14,72,622	17,44,463	16,26,260

(a) Separately recorded from 1934-35.

(b) Separately recorded from 1932-33. Previous years' figures shown under general head "Aniline".

GENERAL IMPORTS

No. 10--continued.

ARTICLES, AND COUNTRIES OF CONSIGNMENT; ALSO SHARE OF EACH PROVINCE	QUANTITY					VALUE				
	1931-32	1932-33	1933-34	1934-35	1935-36	1931-32	1932-33	1933-34	1934-35	1935-36
Dyeing and Tanning Substances—continued						R	R	R	R	R
Dyes obtained from Coal tar—continued										
Coupling dyes of the Naphthol group—continued.	Lbs.	Lbs.	Lbs.	Lbs.	Lbs.					
Vats—contd.										
Indigo (III.E)—contd.										
<i>Share of Bengal . . .</i>	42,256	89,096	47,000	68,208	58,577	51,460	1,33,333	71,101	98,959	86,412
<i>" Bombay . . .</i>	522,256	641,467	712,612	804,564	712,551	6,49,437	9,42,517	9,98,159	10,97,565	9,44,298
<i>" Sind . . .</i>	270,368	142,743	249,565	273,106	230,042	3,52,235	2,27,709	3,90,460	4,00,150	3,60,684
<i>" Madras . . .</i>	96,208	188,690	106,261	91,422	110,943	1,17,421	2,52,277	1,48,361	1,18,253	1,50,010
<i>" Burma . . .</i>	..	6	6,400	35,616	100,800	..	7	12,600	53,424	1,61,200
TOTAL	931,088	1,041,902	1,123,044	1,272,925	1,212,913	11,70,678	15,56,843	16,20,671	17,68,331	16,92,004
Carbazole Blue (III.E)—(a)				Lbs.	Lbs.					
TOTAL BRITISH EMPIRE	—	—	—	28	10	—	—	—	93	60
Germany . . .	—	—	—	42,628	48,229	—	—	—	1,12,782	97,064
France . . .	—	—	—	..	560	—	—	—	..	1,253
Switzerland . . .	—	—	—	7,420	9,296	—	—	—	19,309	18,582
Japan . . .	—	—	—	2,861	22,153	—	—	—	7,870	50,170
TOTAL FOREIGN COUNTRIES	—	—	—	52,809	80,238	—	—	—	1,10,051	167,069
<i>Share of Bengal . . .</i>	—	—	—	3,659	16,128	—	—	—	9,369	33,334
<i>" Bombay . . .</i>	—	—	—	36,689	47,312	—	—	—	94,605	1,01,314
<i>" Madras . . .</i>	—	—	—	13,369	16,308	—	—	—	36,170	32,481
TOTAL	—	—	—	52,837	80,248	—	—	—	1,40,144	167,129
Other sorts—										
Paate (III. E)—(b)		Lbs.	Lbs.	Lbs.	Lbs.					
United Kingdom (including Channel Islands)	—	21,422	14,226	24,413	18,400	—	48,756	26,958	50,018	53,717
Germany . . .	—	248,707	141,837	203,036	197,588	—	7,60,722	4,24,651	7,20,084	4,71,589
Switzerland . . .	—	996	2,245	550	20	—	5,183	12,432	9,036	52
Other Foreign Countries	—	60	1	—	840	2
TOTAL FOREIGN COUNTRIES	—	249,703	144,082	203,635	197,609	—	7,66,905	4,37,083	7,39,960	4,71,643
<i>Share of Bengal . . .</i>	—	1,346	..	128	2,192	—	4,379	..	1,315	7,862
<i>" Bombay . . .</i>	—	49,762	23,310	62,179	58,923	—	2,37,299	1,08,696	2,12,853	2,02,659
<i>" Madras . . .</i>	—	220,028	134,967	235,741	161,954	—	5,72,992	355,140	5,84,810	3,11,899
TOTAL	—	271,126	158,307	288,048	216,000	—	8,14,661	4,04,038	7,99,478	5,25,360
Powder (III. E)—(b)		Lbs.	Lbs.	Lbs.	Lbs.					
United Kingdom (including Channel Islands)	—	24,056	23,137	46,118	89,744	—	2,00,000	3,32,375	5,89,970	12,74,988
Other British Possessions	—	112	—	2,520
TOTAL BRITISH EMPIRE	—	24,168	23,137	46,118	89,744	—	2,98,520	3,32,375	5,89,970	12,74,988

(a) Separately recorded from 1934-35,
(b) Separately recorded from 1932-33.

No. 10—continued

ARTICLES, AND COUNTRIES OF CONSIGNMENT; ALSO SHARE OF EACH PROVINCE	QUANTITY					VALUE				
	1931-32	1932-33	1933-34	1934-35	1935-36	1931-32	1932-33	1933-34	1934-35	1935-36
Dyeing and Tanning Substances— continued										
<i>Dyes obtained from Coal Tar —continued</i>										
Other Sorts— <i>contd.</i> Powder (III. E) (a)— <i>contd.</i>		Lbs.	Lbs.	Lbs.	Lbs.		R	R	R	R
Germany	—	181,097	241,342	314,682	421,830	—	24,60,992	36,47,611	50,38,024	66,75,567
Netherlands	—	1,883	110	—	16,153	2,825
France	—	23,865	220	12,881	12,497	—	3,50,464	4,400	1,22,243	1,08,728
Switzerland	—	64,702	61,828	59,560	75,727	—	6,43,759	4,66,025	5,43,581	7,82,193
Italy (including Fiume)	—	10,417	820	448	3,147	—	1,47,770	12,840	2,955	20,395
Czechoslovakia	—	..	3,012	882	..	—	..	44,680	12,200	..
Japan	—	4,653	29,456	8,274	7,474	—	32,012	1,39,139	74,020	64,085
Other Foreign Countries	—	..	274	112	110	—	..	3,094	972	936
TOTAL FOREIGN COUNTRIES	—	287,217	321,062	396,839	520,701	—	36,60,750	43,21,514	57,94,058	76,52,504
<i>Share of Bengal</i>	—	<i>34,914</i>	<i>42,736</i>	<i>43,634</i>	<i>57,912</i>	—	<i>3,92,253</i>	<i>6,26,639</i>	<i>5,78,200</i>	<i>6,93,203</i>
„ <i>Bombay</i>	—	<i>223,726</i>	<i>254,329</i>	<i>332,349</i>	<i>422,293</i>	—	<i>29,60,659</i>	<i>33,53,814</i>	<i>48,84,931</i>	<i>73,01,815</i>
„ <i>Sind</i>	—	250	1,000	—	1,164	4,544
„ <i>Madras</i>	—	<i>52,745</i>	<i>47,134</i>	<i>66,674</i>	<i>69,330</i>	—	<i>6,06,358</i>	<i>6,73,386</i>	<i>9,19,739</i>	<i>9,28,200</i>
TOTAL	—	311,385	344,199	442,957	610,535	—	39,59,270	46,53,889	63,84,034	89,27,792
Sulphur—Black (III. E) (a)—										
United Kingdom (including Channel Islands)	—	Lts.	Lbs.	Lbs.	Lbs.	—				
Aden and Dependences	—	140	—	44
TOTAL BRITISH EMPIRE	—	235,991	163,631	42,748	140,454	—	1,19,653	83,111	17,846	55,217
Germany	—	1,834,352	1,902,614	2,292,424	3,520,050	—	8,69,617	8,50,665	7,10,522	9,55,954
Japan	—	79,334	693,914	717,811	642,998	—	29,010	2,72,942	2,23,788	1,59,934
United States of America— Vid Atlantic Coast	—	183,900	330,838	29,035	51,150	—	1,06,923	1,01,734	7,743	14,433
„ <i>Pacific „</i>	—	..	825	—	..	270
Other Foreign Countries	—	22,515	..	2,240	112	—	9,870	..	560	30
TOTAL FOREIGN COUNTRIES	—	2,120,101	2,923,191	3,041,510	4,214,310	—	10,16,320	12,25,611	9,42,563	11,30,351
<i>Share of Bengal</i>	—	<i>181,388</i>	<i>260,471</i>	<i>236,255</i>	<i>273,314</i>	—	<i>79,399</i>	<i>1,70,618</i>	<i>92,267</i>	<i>90,731</i>
„ <i>Bombay</i>	—	<i>1,841,914</i>	<i>2,597,050</i>	<i>2,455,770</i>	<i>3,687,667</i>	—	<i>9,07,905</i>	<i>10,34,951</i>	<i>7,60,812</i>	<i>10,04,803</i>
„ <i>Sind</i>	—	7,737	16,123	—	2,544	3,181
„ <i>Madras</i>	—	<i>313,810</i>	<i>220,221</i>	<i>377,684</i>	<i>338,940</i>	—	<i>1,33,397</i>	<i>95,950</i>	<i>1,02,775</i>	<i>77,562</i>
„ <i>Burma</i>	—	<i>18,480</i>	<i>14,080</i>	<i>6,332</i>	<i>34,720</i>	—	<i>10,272</i>	<i>7,203</i>	<i>2,011</i>	<i>9,310</i>
TOTAL	—	2,356,092	3,091,822	3,084,258	4,354,764	—	11,35,973	13,08,722	9,60,409	11,35,612
Metall Yellow (III. E) (a)—										
United Kingdom (including Channel Islands)	—	Lbs.	Lbs.	Lbs.	Lbs.	—				
Germany	—	261,804	375,048	564,803	547,602	—	2,42,868	2,98,651	4,48,931	4,30,768
Netherlands	—	32,520	9,018	224	4,276	—	46,191	12,940	370	5,877
Belgium	—	4,028	..	100	2,700	—	5,234	..	75	2,025
Switzerland	—	12,880	6,185	13,024	..	—	17,691	5,715	14,393	..
Japan	—	3	4,981	356	22,309	—	2	7,683	546	27,738
United States of America— Vid Atlantic Coast	—	25,315	44,494	80,759	107,202	—	41,289	54,852	96,155	1,25,568
Other Foreign Countries	—	2,200	1,232	1,680	3,024	—	3,401	1,518	3,014	3,546
TOTAL FOREIGN COUNTRIES	—	338,810	440,953	660,946	687,173	—	3,56,676	3,81,559	5,63,490	5,95,512
<i>Share of Bengal</i>	—	<i>89,996</i>	<i>34,133</i>	<i>73,744</i>	<i>135,212</i>	—	<i>95,018</i>	<i>40,862</i>	<i>84,054</i>	<i>1,33,707</i>
„ <i>Bombay</i>	—	<i>204,252</i>	<i>311,125</i>	<i>490,750</i>	<i>513,719</i>	—	<i>2,39,087</i>	<i>2,81,671</i>	<i>4,23,595</i>	<i>4,93,333</i>
„ <i>Sind</i>	—	<i>34,236</i>	<i>53,560</i>	<i>65,912</i>	<i>51,492</i>	—	<i>32,454</i>	<i>42,936</i>	<i>51,459</i>	<i>35,978</i>
„ <i>Madras</i>	—	<i>27,500</i>	<i>43,325</i>	<i>52,950</i>	<i>43,300</i>	—	<i>24,735</i>	<i>46,126</i>	<i>39,558</i>	<i>31,139</i>
„ <i>Burma</i>	—	3,100	6,900	—	2,419	4,337
TOTAL	—	355,984	452,198	680,456	754,533	—	3,91,294	4,01,635	6,00,885	6,98,087

(a) Separately recorded from 1932-33.

GENERAL IMPORTS

(110)
No. 10—continued

ARTICLES, AND COUNTRIES OF CONSIGNMENT; ALSO SHARE OF EACH PROVINCE	QUANTITY					VALUE				
	1931-32	1932-33	1933-34	1934-35	1935-36	1931-32	1932-33	1933-34	1934-35	1935-36
Dyeing and Tanning Substances— <i>continued</i> Dyes obtained from Coal Tar— <i>continued</i> Auramine of Concentration of 16% and less (III. E) (a)—		Lbs.	Lbs.	Lbs.	Lbs.	R	R	R	R	R
Germany	—	88,950	86,750	..	1,360	—	68,820	27,151	..	2,382
United States of America— Via Atlantic Coast	—	18,750	—	10,040
Other Foreign Countries	—	1,506	—	2,013
TOTAL FOREIGN COUNTRIES	—	88,950	86,750	..	16,616	—	68,820	27,151	..	24,385
<i>Share of Bengal</i>	—	32,100	10,800	—	23,386	8,692
<i> Bombay</i>	—	46,150	22,300	..	15,256	—	36,140	16,902	..	21,953
<i> Sind</i>	—	4,750	2,650	..	700	—	3,669	1,807	..	1,303
<i> Madras</i>	—	150	560	—	116	577
<i> Burma</i>	—	800	1,000	—	600	750
TOTAL	—	88,950	86,750	..	16,616	—	68,820	27,151	..	24,385
Rhodamines (Carthamines) of Concentration of 15 % and less (III. E) (a)—		Lbs.	Lbs.	Lbs.	Lbs.					
Hongkong	—	324	—	140
Germany	—	36,450	38,539	4,050	3,382	—	29,261	27,916	5,149	8,431
Other Foreign Countries	—	1,000	..	—	3,205	..
TOTAL FOREIGN COUNTRIES	—	36,450	38,539	5,950	3,382	—	29,261	27,916	8,354	8,431
<i>Share of Bengal</i>	—	18,359	4,650	1,000	..	—	15,448	4,633	1,996	..
<i> Bombay</i>	—	12,700	23,039	2,000	..	—	9,998	17,319	2,061	..
<i> Sind</i>	—	2,400	2,450	1,250	2,253	—	1,930	1,318	1,380	4,390
<i> Madras</i>	—	500	300	1,700	1,130	—	385	2,671	3,917	4,141
<i> Burma</i>	—	2,224	2,000	—	1,640	1,675
TOTAL	—	36,674	38,539	5,950	3,382	—	29,401	27,916	8,354	8,431
Aniline Salts (III. E) (a)— United Kingdom (including Channel Islands)		Lbs.	Lbs.	Lbs.	Lbs.					
Other British Possessions	—	47,745	189,316	89,736	66,892	—	10,075	59,164	36,104	26,852
TOTAL BRITISH EMPIRE	—	47,745	189,316	89,848	67,664	—	10,075	59,164	36,155	27,020
U. S. S. R.— Northern	—	..	14,269	17,768	2,205	—	..	4,624	6,887	690
Southern	—	9,040	..	—	8,508	..
Germany	—	136,492	165,468	178,422	166,270	—	58,816	78,305	74,250	60,587
Belgium	—	7,840	15,867	10,080	4,450	—	3,292	7,312	3,803	1,550
Other Foreign Countries	—	11,392	18,764	14,614	452	—	5,327	6,210	5,577	397
TOTAL FOREIGN COUNTRIES	—	155,724	309,368	227,924	178,377	—	67,434	91,452	98,320	63,174
<i>Share of Bengal</i>	—	33,340	47,040	35,273	62,937	—	15,508	21,205	13,901	25,495
<i> Bombay</i>	—	60,504	112,594	109,134	51,007	—	24,147	45,066	39,670	17,593
<i> Sind</i>	—	22,400	36,990	18,678	29,120	—	10,112	16,208	7,730	11,175
<i> Madras</i>	—	34,985	145,334	144,633	92,277	—	35,333	65,224	64,027	33,658
<i> Burma</i>	—	2,340	6,721	10,080	5,600	—	910	2,913	4,147	2,375
TOTAL	—	208,469	348,679	317,772	240,941	—	86,509	1,50,616	1,29,475	90,194
Others (III. E)— United Kingdom (including Channel Islands)	Lbs.	Lbs.	Lbs.	Lbs.	Lbs.					
Other British Possessions	99,982	989,322	884,002	778,271	908,228	1,78,890	17,39,802	11,52,095	14,61,257	16,48,506
TOTAL BRITISH EMPIRE	100,268	989,749	685,167	779,167	909,500	1,79,427	17,39,848	11,52,315	14,62,438	16,46,101
U. S. S. R.— Northern	26,697	13,108	22,381	11,400
Southern	13,228	11,240	..
Germany	590,581	1,772,628	1,866,329	2,954,938	2,944,814	12,68,451	32,39,926	28,90,469	48,31,577	41,98,069
Netherlands	28	15,016	15,136	14,309	42,478	32	37,795	36,984	32,597	59,055
Belgium	2,683	30,386	16,365	9,854	112,721	5,376	70,791	41,577	15,798	1,08,742
France	100	64,885	49,023	66,479	96,551	1,211	1,56,577	70,487	1,07,842	1,43,400
Switzerland	4,468	296,459	228,646	234,205	274,534	18,618	6,00,899	5,15,408	5,02,773	6,36,811
Italy (including Trieste)	176,508	94,319	82,112	75,065	..	2,77,082	1,68,598	1,85,361	1,89,139
Japan	41,054	101,719	220,974	345,847	..	78,978	1,90,610	3,84,499	4,72,844
United States of America— Via Atlantic Coast	257,491	462,485	457,285	654,201	..	4,99,057	7,45,331	6,58,047	8,98,961
Other Foreign Countries	801	..	811	68	..	1,119	..	2,388	77
TOTAL FOREIGN COUNTRIES	597,860	2,655,178	2,834,522	4,082,887	4,559,877	12,89,688	40,60,824	46,59,414	62,04,448	67,74,570

(a) Separately recorded from 1932-33.

No. 10—continued

ARTICLES AND COUNTRIES OF CONSIGNMENT; ALSO SHARE OF EACH PROVINCE	QUANTITY					VALUE				
	1931-32	1932-33	1933-34	1934-35	1935-36	1931-32	1932-33	1933-34	1934-35	1935-36
Dyeing and Tanning Substances— <i>continued</i>										
Dyes obtained from Coal Tar —concluded	Lbs.	Lbs.	Lbs.	Lbs.	Lbs.					
Others (III. E)— <i>con'd.</i>	1,036	330,133	318,243	343,613	484,622	1,034	6,35,579	4,58,998	5,96,029	7,32,795
Share of Bengal	2,714,067	2,535,059	3,731,244	4,156,572	..	50,61,035	41,86,707	59,75,229	65,91,084
" Bombay	301,740	305,620	377,036	301,154	..	3,08,958	3,33,492	4,41,613	4,15,474
" Sind . . .	682,749	397,176	336,736	344,133	317,016	14,43,302	5,95,699	4,34,094	5,44,930	4,63,703
" Madras . . .	14,343	51,757	63,376	65,528	119,514	23,779	99,401	98,436	1,09,010	1,67,615
" Burma . . .										
TOTAL	699,123	3,594,922	3,419,689	4,861,554	5,468,877	14,69,115	67,00,672	58,11,729	76,66,876	84,20,671
Total Dyes obtained from Coal Tar—	Lbs.	Lbs.	Lbs.	Lbs.	Lbs.					
United Kingdom (including Channel Islands) . . .	2,445,455	2,100,121	1,959,998	1,992,773	2,184,161	24,81,939	33,05,093	30,09,089	32,75,368	41,57,074
Other British Possessions . . .	2,502	870	305	1,120	6,257	4,927	8,345	220	1,342	5,068
TOTAL BRITISH EMPIRE	2,447,957	2,100,991	1,960,198	1,993,893	2,190,418	24,86,866	33,08,438	30,09,309	32,76,705	41,63,037
U. S. S. R.—										
Northern	32,890	295,487	188,956	16,188	1,79,478	1,09,582
Southern	274,838	5,512	1,58,962	3,479
Germany . . .	18,094,755	9,559,382	8,777,535	18,433,981	13,768,113	1,99,55,036	1,85,68,170	1,85,20,844	1,90,62,681	2,00,93,606
Netherlands . . .	56,985	60,198	47,240	17,552	115,177	67,466	1,31,234	1,12,409	38,822	1,57,227
Belgium . . .	132,298	48,596	79,166	20,919	213,476	1,99,850	1,04,020	2,00,615	21,607	3,13,619
France . . .	181,686	254,868	95,754	140,322	220,695	8,75,252	9,78,626	1,63,027	3,88,541	4,56,991
Switzerland . . .	616,071	610,574	563,146	654,895	670,087	15,54,692	17,14,497	15,29,884	17,06,527	19,87,108
Italy (including Flume) . . .	822,615	451,193	161,107	171,052	150,584	5,17,276	7,93,739	3,19,793	3,52,202	3,40,819
Czechoslovakia	5,040	112,535	131,422	91,840	..	5,700	1,45,059	1,14,502	54,302
Japan . . .	7,480	166,298	999,857	1,194,178	1,404,542	34,806	2,65,170	9,96,916	10,17,855	12,39,217
China (exclusive of Hong-kong and Macao) . . .	24,376	74	43,146	92
United States of America—										
<i>Via Atlantic Coast</i> . . .	955,424	697,366	1,072,004	1,028,713	1,427,137	10,97,028	8,15,668	10,94,115	10,71,466	14,24,447
" Pacific "	325	270
Other Foreign Countries . . .	112	2,404	..	4,561	164	77	2,117	3,165	1,804	366
TOTAL FOREIGN COUNTRIES	15,428,400	10,855,993	11,941,909	17,392,415	18,256,233	2,08,49,520	1,82,79,088	1,80,71,750	2,41,09,460	2,61,74,243
Share of Bengal . . .	1,131,553	1,145,331	919,422	1,350,093	1,327,393	14,93,428	19,22,683	18,92,071	20,69,511	23,38,737
" Bombay . . .	13,222,140	9,093,026	10,129,016	13,929,312	14,927,129	1,72,94,015	1,52,55,510	1,59,30,362	1,99,68,460	2,27,94,493
" Sind . . .	1,031,345	722,138	1,022,021	1,689,857	1,535,294	9,53,131	3,91,623	11,50,729	15,30,222	13,70,122
" Madras . . .	2,375,264	1,923,936	1,652,365	2,340,829	1,827,749	34,76,196	34,68,183	28,12,205	37,31,893	29,33,341
" Burma . . .	110,065	192,553	192,224	146,420	318,596	1,19,795	1,49,467	1,32,632	1,93,022	4,00,553
TOTAL	17,876,867	12,956,984	18,902,107	19,356,303	20,446,651	2,33,36,525	2,16,87,471	2,10,81,059	2,78,86,165	3,03,87,280
Myrabolan extracts (III. E)—	Owts.	Owts.	Owts.	Owts.	Owts.					
TOTAL BRITISH EMPIRE	28	28	..	26	28	314	243	..	532	236
Share of Bombay . . .	28	23	..	26	23	314	243	..	532	236
Saffron (III. E)—	Lbs.	Lbs.	Lbs.	Lbs.	Lbs.					
TOTAL BRITISH EMPIRE	185	150	8	33	133	2,562	1,595	1	950	3,865
France . . .	100	400	400	650	750	733	5,877	3,392	7,392	2,853
Spain . . .	88,004	44,618	48,368	49,558	34,200	9,11,389	9,31,168	10,91,307	10,25,592	6,77,457
Italy (including Flume) . . .	300	150	10,560	1,261
Other Foreign Countries . . .	50	..	50	1,880	..	1,173
TOTAL FOREIGN COUNTRIES	89,054	45,018	48,313	50,208	35,100	9,24,562	9,37,040	11,00,672	10,32,984	6,81,601

GENERAL IMPORTS

No. 10—continued

ARTICLES, AND COUNTRIES OF CONSIGNMENT; ALSO SHARE OF EACH PROVINCE	QUANTITY					VALUE				
	1931-32	1932-33	1933-34	1934-35	1935-36	1931-32	1932-33	1933-34	1934-35	1935-36
Dyeing and Tanning Substances—continued										
Saffron (III E.)—continued										
	Lbs.	Lb.	Lbs.	Lbs.	Lbs.	Rs.	Rs.	Rs.	Rs.	Rs.
Share of Bombay	38,304	43,472	43,337	49,240	33,955	9,23,295	9,71,567	10,89,990	10,91,973	6,77,912
" Sind	100	300	100	600	1,100	733	2,614	829	5,892	5,892
" Madras	335	1,398	384	401	178	4,097	14,454	20,054	3,689	1,791
TOTAL	39,239	45,168	43,821	50,241	35,233	9,28,125	9,88,635	11,00,873	10,93,954	6,85,495
Other sorts (including lac-dye (III. E.)—continued)										
United Kingdom (including Channel Islands)	Cwts.	Cwts.	Cwts.	Cwts.	Cwts.					
	1,531	1,756	3,029	6,756	6,010	37,244	33,236	96,149	1,97,555	1,54,401
Union of South Africa	20	5	11,312	109	2,411	295	59	1,940	995	25,192
Other British Possessions	368	159	175	48	547	2,301	4,910	2,350	1,218	1,661
TOTAL BRITISH EMPIRE	1,919	1,920	14,516	6,913	9,977	39,840	41,255	1,00,439	1,50,768	1,81,224
Germany	4,542	3,397	5,099	2,507	1,739	1,81,244	1,48,681	1,58,636	1,07,672	34,223
France	24	15	125	317	219	1,414	747	7,109	2,341	3,373
Turkey, Asiatic	427	..	25	23,637	..	1,210	..
Iraq	1,246	958	1,202	1,863	1,062	49,622	43,047	67,520	89,225	52,945
Sumatra	211	42	6,170	1,313
Iran	454	1,564	1,743	565	440	11,133	30,357	17,204	4,867	2,695
Egypt	329	110	40	91	251	12,300	5,035	2,400	4,764	12,441
United States of America—										
Via Atlantic Coast	46	410	582	702	1,055	2,331	20,150	19,405	23,025	22,474
" Pacific "	60	..	54	255	..
Argentine Republic (including the Atlantic Coast of Patagonia)	200	1,920	2,012	21,574
Other Foreign Countries	206	177	307	333	607	4,535	7,633	10,073	11,737	16,036
TOTAL FOREIGN COUNTRIES	6,968	7,140	9,098	7,728	7,293	2,68,753	2,85,650	2,82,347	2,47,163	1,72,761
Share of Bengal	301	333	12,473	2,390	2,391	19,634	33,111	55,054	71,067	73,626
" Bombay	2,997	4,354	3,891	4,806	2,437	1,01,022	1,33,419	1,37,143	1,30,329	92,439
" Sind	40	25	472	374	2,326	764	2,023	7,755	3,337	25,399
" Madras	5,434	3,329	6,775	6,453	3,103	1,35,331	1,25,533	1,32,113	1,55,377	1,62,454
" Burma	65	14	3	8	1	1,352	2,714	791	1,131	67
TOTAL	8,897	9,060	23,614	14,636	17,170	3,08,598	3,26,915	3,82,785	4,19,961	3,53,935
Total value of Dyeing and Tanning substances—										
United Kingdom (including Channel Islands)	—	—	—	—	—	25,31,430	33,45,181	31,09,972	34,45,690	43,17,203
Straits Settlements	—	—	—	—	—	6,90,234	6,78,635	4,72,461	4,63,379	5,94,311
Union of South Africa	—	—	—	—	—	12,89,638	11,68,323	19,97,944	12,85,813	13,45,712
Kenya Colony	—	—	—	—	—	12,179	2,111	741	55	1,733
Other British Possessions	—	—	—	—	—	7,792	7,239	1,054	2,014	9,139
TOTAL BRITISH EMPIRE	—	—	—	—	—	45,31,373	52,01,444	49,82,173	52,01,955	62,37,558
U. S. S. R.—										
Northern	—	—	—	—	—	16,133	1,79,473	1,09,532
Southern	—	—	—	—	—	1,53,962	3,479
Germany	—	—	—	—	—	1,71,36,230	1,37,16,851	1,86,70,400	1,01,70,561	3,01,27,831
Netherlands	—	—	—	—	—	63,712	1,31,992	1,12,496	89,165	1,60,105
Belgium	—	—	—	—	—	1,99,850	1,04,020	2,01,965	22,084	2,18,619
France	—	—	—	—	—	4,18,153	10,14,067	2,01,409	4,06,307	4,66,617
Spain	—	—	—	—	—	10,42,354	11,03,493	12,20,797	10,57,747	7,00,207
Switzerland	—	—	—	—	—	15,56,343	17,16,170	15,31,416	17,06,662	19,83,697
Italy (including Fiume)	—	—	—	—	—	5,27,336	7,96,054	3,19,793	3, 53,672	3,45,395
Czechoslovakia	—	—	—	—	—	..	5,700	1,45,059	1,14,502	54,392
Iraq	—	—	—	—	—	49,622	43,047	67,520	80,225	52,945

ARTICLES AND COUNTRIES OF CONSIGNMENT; ALSO SHARE OF EACH PROVINCE	QUANTITY					VALUE				
	1931-32	1932-33	1933-34	1934-35	1935-36	1931-32	1932-33	1933-34	1934-35	1935-36
Dyeing and Tanning Substances— concluded						B	B	B	B	B
<i>Total value of Dyeing and Tanning substances— continued</i>										
Turkey, Asiatic	—	—	—	—	—	1,880	28,687	..	1,250	..
Iran	—	—	—	—	—	11,210	31,559	17,204	4,867	2,698
Sumatra	—	—	—	—	—	6,105	1,660	..	258	1,594
Japan	—	—	—	—	—	34,811	2,67,889	9,97,282	10,12,349	12,38,398
China (excl. ^{of} Hongkong and Macao)	—	—	—	—	—	48,148	329	2,478
Egypt	—	—	—	—	—	12,200	5,890	2,400	4,764	16,591
Canary Islands	—	—	—	—	—	22,918	34,791	19,377	1,19,868	67,659
United States of America—										
<i>Via Atlantic Coast</i>	—	—	—	—	—	10,99,359	8,35,818	10,83,520	10,94,521	14,52,921
<i> " Pacific "</i>	—	—	—	—	—	54	..	270	256	..
Argentine Republic (including the Atlantic Coast of Patagonia)	—	—	—	—	—	2,737	2,012	21,574
Other Foreign Countries	—	—	—	—	—	2,493	7,623	6,759	8,742	4,992
TOTAL FOREIGN COUNTRIES	—	—	—	—	—	2,22,33,416	1,98,46,545	1,98,28,085	2,55,49,237	2,71,29,198
<i>Share of Bengal</i>	—	—	—	—	—	20,62,948	25,00,029	23,28,475	25,04,097	33,59,866
<i> " Bombay</i>	—	—	—	—	—	1,85,24,744	1,66,12,805	1,64,95,041	2,12,00,661	2,37,01,120
<i> " Sind</i>	—	—	—	—	—	9,79,152	2,95,818	11,62,980	15,51,381	14,03,222
<i> " Madras</i>	—	—	—	—	—	49,93,727	43,04,512	44,26,590	51,33,476	44,34,769
<i> " Burma</i>	—	—	—	—	—	2,04,224	2,25,025	1,97,261	2,51,578	4,58,074
TOTAL	—	—	—	—	—	2,67,64,789	2,50,47,989	2,40,10,257	3,07,61,193	3,38,87,051
Earthenware and Porcelain—										
<i>Earthenware—</i>	Cwts.	Cwts.	Cwts.	Cwts.	Cwts.					
Pipes of earthenware (III. H)—										
United Kingdom (including Channel Islands)	271	563	877	751	172	3,974	5,497	4,865	3,105	1,465
Other British Possessions	4	37	..
TOTAL BRITISH EMPIRE	271	563	877	755	172	3,974	5,497	4,865	3,142	1,465
TOTAL FOREIGN COUNTRIES.	435	103	865	343	331	1,914	405	8,730	1,379	1,582
<i>Share of Bengal</i>	..	28	..	3	1,221	..	315	123
<i> " Bombay</i>	19	54	1	237	2,154	34
<i> " Sind</i>	99	..	25	..	4	535	..	1,098	2	559
<i> " Madras</i>	..	6	4	14	31	..	109	151	213	452
<i> " Burma</i>	595	577	1,712	1,031	468	5,118	2,363	7,262	3,986	1,903
TOTAL	706	665	1,742	1,098	553	5,888	5,992	8,595	4,521	3,047
Sanitary ware (III. H)—										
United Kingdom (including Channel Islands)	—	—	—	—	—	5,69,166	4,32,361	4,51,615	5,72,663	5,59,936
Other British Possessions	—	—	—	—	—	15	1,908	158	..	33
TOTAL BRITISH EMPIRE	—	—	—	—	—	5,69,181	4,34,269	4,51,773	5,72,663	5,59,974
Germany	—	—	—	—	—	69,789	69,030	98,001	80,139	87,805
Belgium	—	—	—	—	—	1,709	3,021	3,338	11,233	871
France	—	—	—	—	—	36,588	..	98
Hungary	—	—	—	—	—	1,830	10,730
Japan	—	—	—	—	—	204	4,036	23,613	98,147	53,836
Other Foreign Countries	—	—	—	—	—	7,907	4,264	3,110	8,510	7,317
TOTAL FOREIGN COUNTRIES.	—	—	—	—	—	1,86,287	80,351	1,28,600	1,39,864	1,61,059

GENERAL IMPORTS

(114)

No. 10—continued

ARTICLES, AND COUNTRIES OF CONSIGNMENT; ALSO SHARE OF EACH PROVINCE	QUANTITY					VALUE				
	1931-32	1932-33	1933-34	1934-35	1935-36	1931-32	1932-33	1933-34	1934-35	1935-36
						R	R	R	R	R
Earthenware and Porcelain—continued										
<i>Share of Bengal</i>	—	—	—	—	—	2,47,240	24,371	2,28,433	1,72,178	2,23,429
" <i>Bombay</i>	—	—	—	—	—	2,90,132	2,29,634	2,67,489	3,13,561	2,83,787
" <i>Sind</i>	—	—	—	—	—	1,51,933	73,134	31,306	1,10,116	75,564
" <i>Madras</i>	—	—	—	—	—	47,394	60,032	59,009	73,359	39,508
" <i>Burma</i>	—	—	—	—	—	63,753	46,949	34,194	37,313	43,737
TOTAL	—	—	—	—	—	7,06,468	5,14,630	5,80,433	7,12,327	7,21,033
Other kinds (III, H)—										
United Kingdom (including Channel Islands)	—	—	—	—	—	7,26,865	6,81,435	6,51,608	6,80,394	7,25,311
Ceylon (excluding Maldives)	—	—	—	—	—	1,931	2,323	5,250	844	2,760
Straits Settlements	—	—	—	—	—	26,927	33,071	21,103	10,867	25,571
Hongkong	—	—	—	—	—	33,272	37,791	33,368	24,264	19,633
Other British Possessions	—	—	—	—	—	736	377	202	593	139
TOTAL BRITISH EMPIRE	—	—	—	—	—	7,89,781	7,53,043	7,12,036	7,16,960	7,73,914
Germany	—	—	—	—	—	1,01,931	89,731	76,110	65,541	89,900
Netherlands	—	—	—	—	—	46,908	6,935	21,372	10,344	5,934
Belgium	—	—	—	—	—	26,366	50,313	41,251	16,372	16,468
France	—	—	—	—	—	33,043	9,539	11,379	5,405	2,794
Italy (including Fiume)	—	—	—	—	—	23,408	1,707	2,101	13,134	533
Austria	—	—	—	—	—	9,266	3,040	4,925	5,375	2,141
Czechoslovakia	—	—	—	—	—	15,017	5,554	6,010	7,135	1,214
Japan	—	—	—	—	—	3,13,086	4,91,565	3,79,927	2,13,059	2,05,493
China (exclusive of Hongkong and Macao)	—	—	—	—	—	34,339	25,595	20,001	19,214	12,007
Other Foreign Countries	—	—	—	—	—	4,903	5,125	3,022	2,326	5,635
TOTAL FOREIGN COUNTRIES	—	—	—	—	—	6,24,339	6,39,134	5,67,068	3,71,405	4,05,121
<i>Share of Bengal</i>	—	—	—	—	—	3,75,923	3,59,710	3,53,452	3,29,743	4,03,542
" <i>Bombay</i>	—	—	—	—	—	4,11,639	4,23,641	4,16,036	3,92,396	3,53,472
" <i>Sind</i>	—	—	—	—	—	71,330	33,519	21,376	21,044	9,232
" <i>Madras</i>	—	—	—	—	—	1,71,766	1,43,179	1,51,364	1,49,622	1,16,099
" <i>Burma</i>	—	—	—	—	—	3,32,563	4,30,161	3,27,143	1,94,955	2,36,649
TOTAL	—	—	—	—	—	14,14,170	14,44,210	12,69,134	10,33,365	11,79,033
Total value of Earthenware—										
United Kingdom (including Channel Islands)	—	—	—	—	—	13,00,005	11,19,343	11,03,033	12,56,162	12,97,212
Ceylon (excluding Maldives)	—	—	—	—	—	1,931	4,214	5,250	879	2,760
Straits Settlements	—	—	—	—	—	26,942	33,071	21,266	10,867	25,609
Hongkong	—	—	—	—	—	33,272	37,791	33,368	24,264	19,633
Other British Possessions	—	—	—	—	—	736	393	202	593	139
TOTAL BRITISH EMPIRE	—	—	—	—	—	13,62,936	11,94,312	11,63,074	12,92,765	13,35,353
Germany	—	—	—	—	—	1,01,371	1,53,761	1,74,552	1,43,630	1,77,703
Netherlands	—	—	—	—	—	47,527	3,153	21,372	10,344	5,934
Belgium	—	—	—	—	—	39,908	53,724	43,373	23,939	13,921
France	—	—	—	—	—	74,631	9,539	11,477	5,405	2,794
Italy (including Fiume)	—	—	—	—	—	23,712	3,063	2,143	21,763	2,237
Austria	—	—	—	—	—	13,013	3,040	6,255	3,949	5,544
Hungary	—	—	—	—	—	1,330	10,730
Czechoslovakia	—	—	—	—	—	13,231	5,914	7,253	7,327	1,214
Japan	—	—	—	—	—	3,13,930	4,91,516	3,94,540	2,56,306	2,22,331
China (exclusive of Hongkong and Macao)	—	—	—	—	—	34,339	25,595	20,001	19,214	12,007

No. 10—continued

ARTICLES, AND COUNTRIES OF CONSIGNMENT; ALSO SHARE OF EACH PROVINCE	QUANTITY					VALUE				
	1931-32	1932-33	1933-34	1934-35	1935-36	1931-32	1932-33	1933-34	1934-35	1935-36
Earthenware and Porcelain— continued						B	B	B	B	B
Total value of Earthenware— continued										
United States of America—										
<i>Via Atlantic Coast</i>	—	—	—	—	—	1,014	4,753	1,859	1,705	7,137
" Pacific "	—	—	—	—	—	188	1	—	300	..
Other Foreign Countries	—	—	—	—	—	2,301	1,726	1,653	1,846	1,138
TOTAL FOREIGN COUNTRIES.	—	—	—	—	—	7,62,590	7,69,920	6,89,498	5,12,648	6,07,762
<i>Share of Bengal</i>	—	—	—	—	—	5,23,172	4,52,362	4,91,900	5,02,241	6,32,099
" Bombay	—	—	—	—	—	3,02,054	6,70,429	6,32,656	7,06,559	6,42,229
" Sind	—	—	—	—	—	2,23,303	1,05,663	1,03,980	1,31,160	35,395
" Madras	—	—	—	—	—	2,19,060	2,06,320	2,11,024	2,28,699	2,06,043
" Burma	—	—	—	—	—	3,57,437	5,29,468	3,68,608	2,36,754	3,27,344
TOTAL	—	—	—	—	—	21,25,526	19,64,782	18,58,162	18,05,413	19,03,115
Porcelain—										
Electrical (III. H)—										
United Kingdom (including Channel Islands)	—	—	—	—	—	32,988	30,748	14,668	45,276	65,663
Other British Possessions	—	—	—	—	—	100	—	—	1,695	167
TOTAL BRITISH EMPIRE	—	—	—	—	—	32,988	30,748	14,668	46,971	65,835
Germany	—	—	—	—	—	65,459	64,106	21,599	38,944	43,361
Japan	—	—	—	—	—	23,800	46,935	23,547	36,219	60,240
Other Foreign Countries	—	—	—	—	—	2,390	2,950	65	1,088	331
TOTAL FOREIGN COUNTRIES.	—	—	—	—	—	94,639	1,18,991	45,211	76,251	1,04,472
<i>Share of Bengal</i>	—	—	—	—	—	2,202	1,327	10,297	16,276	15,363
" Bombay	—	—	—	—	—	75,341	77,842	29,391	49,353	68,251
" Sind	—	—	—	—	—	37,765	39,791	13,931	37,472	32,231
" Madras	—	—	—	—	—	1,498	9,778	1,958	11,434	41,501
" Burma	—	—	—	—	—	10,821	5,501	3,752	3,587	12,911
TOTAL	—	—	—	—	—	1,27,627	1,34,739	59,879	1,23,222	1,70,307
Other Kinds (III. H)—										
United Kingdom (including Channel Islands)	—	—	—	—	—	97,487	86,042	1,00,849	1,41,199	1,33,455
Hongkong	—	—	—	—	—	951	1,314	3,049	11,176	10,669
Other British Possessions	—	—	—	—	—	6,837	3,402	3,682	4,429	6,243
TOTAL BRITISH EMPIRE	—	—	—	—	—	1,05,275	90,758	1,07,580	1,56,804	1,50,367
Germany	—	—	—	—	—	65,891	61,330	30,514	29,306	63,280
Netherlands	—	—	—	—	—	10,349	..	5	24	3
Belgium	—	—	—	—	—	5,004	..	85	1,172	3,142
France	—	—	—	—	—	14,551	13,491	8,032	8,563	1,922
Italy (including Fiume)	—	—	—	—	—	12,540	3,117	5	6,656	34,787
Czechoslovakia	—	—	—	—	—	12,220	6,446	32,860	25,469	20,015
Japan	—	—	—	—	—	13,33,621	26,15,012	21,76,675	22,59,841	22,31,963
China (exclusive of Hongkong and Mucoko)	—	—	—	—	—	20,280	1,037	2,051	1,340	4,001
United States of America—										
<i>Via Atlantic Coast</i>	—	—	—	—	—	410	60,585	35,973	1,034	11,253
" Pacific "	—	—	—	—	—	654	—	72	515	..
Other Foreign Countries	—	—	—	—	—	1,497	3,790	3,024	3,879	3,150
TOTAL FOREIGN COUNTRIES	—	—	—	—	—	14,77,627	27,65,808	22,89,296	23,38,349	23,73,495

GENERAL IMPORTS

(116)

No. 10—continued

ARTICLES AND COUNTRIES OF CONSIGNMENT; ALSO SHARE OF EACH PROVINCE	QUANTITY					VALUE				
	1931-32	1932-33	1933-34	1934-35	1935-36	1931-32	1932-33	1933-34	1934-35	1935-36
						R	Rs	R	Rs	R
Earthenware and Porcelain— concluded										
PORCELAIN—continued.										
Other kinds (III. H)—continued.										
Share of Bengal	—	—	—	—	—	2,20,701	4,70,040	2,77,755	4,27,464	5,46,003
" Bombay	—	—	—	—	—	2,63,907	12,92,633	10,66,197	11,67,212	2,22,600
" Sind	—	—	—	—	—	2,27,462	2,22,121	2,22,402	2,20,297	2,65,244
" Madras	—	—	—	—	—	62,214	1,05,621	1,12,404	75,437	1,20,442
" Burma	—	—	—	—	—	1,97,527	6,06,076	4,51,117	4,91,742	5,91,947
TOTAL	—	—	—	—	—	15,32,902	28,26,556	23,06,876	24,95,152	25,23,602
Total value of Earthenware and Porcelain—										
United Kingdom (including Channel Islands)	—	—	—	—	—	14,20,220	12,26,122	12,22,605	14,42,637	14,86,225
Ceylon (excluding Maldives)	—	—	—	—	—	4,522	6,252	6,784	2,220	2,570
Straits Settlements	—	—	—	—	—	27,162	24,222	22,146	12,242	20,222
Hongkong.	—	—	—	—	—	24,222	29,102	26,212	25,440	20,222
Other British Possessions	—	—	—	—	—	222	222	222	222	222
TOTAL BRITISH EMPIRE	—	—	—	—	—	15,01,199	12,06,216	12,20,222	14,06,240	15,01,199
Germany	—	—	—	—	—	2,22,222	2,22,222	2,22,222	2,22,222	2,22,222
Netherlands	—	—	—	—	—	27,222	2,222	21,222	10,222	5,222
Belgium	—	—	—	—	—	45,222	53,222	48,222	20,222	22,222
France	—	—	—	—	—	20,022	22,022	19,502	12,222	4,712
Italy (including Fiume)	—	—	—	—	—	22,222	6,222	2,222	22,412	27,022
Austria	—	—	—	—	—	12,222	2,222	9,012	10,222	6,722
Hungary	—	—	—	—	—	—	—	—	1,222	10,722
Czechoslovakia	—	—	—	—	—	20,222	12,222	40,112	22,222	21,422
Japan	—	—	—	—	—	12,74,222	21,52,222	25,04,722	25,52,222	26,12,222
China (exclusive of Hong- kong and Macao)	—	—	—	—	—	55,112	22,772	22,022	20,522	12,002
United States of America—										
Vid Atlantic Coast	—	—	—	—	—	—	—	—	—	—
" Pacific "	—	—	—	—	—	6,712	68,002	27,222	2,222	12,512
Other Foreign Countries	—	—	—	—	—	222	1	72	222	—
TOTAL FOREIGN COUNTRIES.	—	—	—	—	—	22,22,222	26,40,712	20,22,222	20,27,222	20,45,722
Share of Bengal	—	—	—	—	—	7,56,075	9,24,722	8,79,222	7,56,222	11,94,222
" Bombay	—	—	—	—	—	17,41,222	21,40,222	17,76,742	19,17,122	16,00,222
" Sind	—	—	—	—	—	4,22,222	4,27,222	4,01,222	4,07,222	4,22,222
" Madras	—	—	—	—	—	2,22,222	2,21,222	2,21,222	2,15,222	2,22,222
" Burma	—	—	—	—	—	5,65,722	11,41,042	8,22,471	7,27,122	9,42,222
TOTAL	—	—	—	—	—	22,22,222	49,56,037	42,14,017	44,22,722	46,07,222
Electroplated ware (III. D)—										
United Kingdom (including Channel Islands)	—	—	—	—	—	2,22,002	1,02,222	2,52,222	2,12,442	2,02,222
Other British Possessions	—	—	—	—	—	2,222	2,770	1,240	771	2,422
TOTAL BRITISH EMPIRE	—	—	—	—	—	2,22,722	1,02,222	2,59,222	2,12,214	2,10,422
Germany	—	—	—	—	—	6,002	20,022	4,102	2,222	4,222
Other Foreign Countries	—	—	—	—	—	6,411	5,622	6,242	9,172	5,071
TOTAL FOREIGN COUNTRIES.	—	—	—	—	—	12,413	25,644	10,344	11,394	9,343

No. 10—continued

ARTICLES, AND COUNTRIES OF CONSIGNMENT; ALSO SHARE OF EACH PROVINCE	QUANTITY					VALUE				
	1931-32	1932-33	1933-34	1934-35	1935-36	1931-32	1932-33	1933-34	1934-35	1935-36
Oastropiated ware (III. D)— continued						R	R	R	R	R
Share of Bengal	—	—	—	—	—	43,039	9,753	30,537	15,396	29,257
" Bombay	—	—	—	—	—	1,79,453	1,76,397	1,88,422	1,57,400	1,38,035
" Sind	—	—	—	—	—	35,539	10,230	21,247	24,058	17,820
" Madras	—	—	—	—	—	15,228	14,579	11,594	14,336	12,049
" Burma	—	—	—	—	—	26,584	21,057	18,983	19,582	23,994
TOTAL	—	—	—	—	—	2,99,842	2,32,016	2,70,783	2,31,272	2,21,255
Fireworks (III. C)—	Lbs.	Lbs.	Lbs.	Lbs.	Lbs.					
United Kingdom (including Channel Islands)	40,215	29,392	30,049	27,968	58,216	87,991	26,500	26,880	32,037	60,232
Straits Settlements	3,945	83,048	369,139	300,129	204,144	800	25,738	1,08,457	81,321	67,574
Hongkong	46,177	138,233	239,674	240,098	156,158	26,484	59,272	76,229	77,218	62,000
Other British Possessions	1,455	326	238	10	..	742	309	115	60	..
TOTAL BRITISH EMPIRE	91,792	260,999	639,100	608,200	418,513	66,017	1,11,814	2,11,681	1,90,636	1,89,807
Germany	217,882	351,632	143,922	299,041	366,971	1,52,998	2,52,581	1,05,213	1,52,360	1,91,042
France	3,744	14,550	21,099	24,752	18,256	4,755	17,081	23,314	31,506	26,075
Spain	1,870	2,204	7,124	27,250	41,477	1,842	1,892	7,755	25,380	33,274
Austria	19,539	3,482	728	5,750	1,398	435
Hungary	7,670	5,278
Japan	35,119	36,984	21,845	38,191	85,258	10,179	13,608	6,517	10,035	9,916
China (exclusive of Hongkong and Macao)	759,072	1,369,151	1,729,381	1,657,292	2,110,589	2,11,782	4,23,615	4,81,761	4,79,286	7,60,544
Other Foreign Countries	2,277	286	1,408	180	3,935	2,433	260	1,424	161	3,480
TOTAL FOREIGN COUNTRIES	1,036,117	1,768,579	1,925,487	2,046,676	2,576,486	3,95,012	7,09,930	6,24,419	6,98,728	10,24,931
Share of Bengal	157,076	183,648	138,179	233,667	281,601	1,06,941	1,16,641	70,331	79,521	1,36,346
" Bombay	761,070	1,437,338	1,732,105	1,769,230	1,932,155	2,61,739	5,18,328	5,19,888	5,82,042	7,32,419
" Sind	34,358	20,988	13,311	15,856	39,389	35,876	23,222	12,420	18,929	27,970
" Madras	137,016	217,680	569,585	479,385	632,355	51,788	1,36,149	1,98,500	1,60,786	2,32,643
" Burma	33,390	60,130	111,407	116,738	103,599	14,835	27,409	39,961	48,016	35,300
TOTAL	1,127,909	2,019,578	2,564,587	2,614,876	2,994,999	4,61,029	8,21,744	8,38,100	8,89,364	12,14,738
Fish (excluding canned fish)— Fish, dry, unsalted (I. A)—	Cwts.	Cwts.	Cwts.	Cwts.	Cwts.					
Ceylon (excluding Maldives)	1,300	867	848	639	514	16,842	12,040	6,225	4,999	4,921
Straits Settlements	129	215	222	373	313	6,203	7,372	10,585	14,625	12,776
Hongkong	788	544	393	291	216	28,379	16,571	16,891	14,007	13,516
Other British Possessions	672	16	37	61	195	3,175	765	729	3,811	1,136
TOTAL BRITISH EMPIRE	2,889	1,642	1,580	1,338	1,238	54,602	36,748	34,380	37,242	32,352
Maskat Territory and Tru- al Oman	1,375	130	40	67	14	6,139	1,288	607	875	165
Iran	2,880	1,717	1,432	184	78	9,867	3,502	3,089	1,823	705
Japan	398	2	180	908	1,071	21,407	20	3,064	41,781	50,554
China (exclusive of Hongkong and Macao)	111	74	169	145	55	5,568	4,304	3,525	7,490	3,816
Other Foreign Countries	24	213	691	1,617	2,801	167	631	2,089	3,582	4,989
TOTAL FOREIGN COUNTRIES	4,768	2,142	2,401	2,916	3,514	42,648	12,351	21,254	55,551	59,729

No. 10—continued

ARTICLES, AND COUNTRIES OF CONSIGNMENT; ALSO SHARE OF EACH PROVINCE	QUANTITY					VALUE				
	1931-32	1932-33	1933-34	1934-35	1935-36	1931-32	1932-33	1933-34	1934-35	1935-36
	Cwts.	Cwts.	Cwts.	Cwts.	Cwts.	₹	₹	₹	₹	₹
<i>Fish (excluding canned fish)— continued</i>										
<i>Fish, wet, salted (ngapi) (I. A.)</i>										
Straits Settlements	5,287	8,784	4,538	7,700	7,480	82,664	52,287	25,866	51,998	40,951
Hongkong	343	387	533	460	501	2,478	2,600	5,646	5,598	5,706
Other British Possessions	111	401	3	9	..	379	2,131	100	88
TOTAL BRITISH EMPIRE	5,630	9,282	5,472	8,271	7,990	85,142	55,266	33,143	57,696	46,745
Maskat Territory and Trucial Oman	121	12,191	31,242	14,910	21,820	1,110	67,570	1,39,968	1,32,159	1,33,210
Other Native States in Arabia	2,684	11,814	15,944	4,385	..	15,456	74,010	1,23,105	36,495
Other Foreign Countries	25	83	337	267	70	196	645	2,324	1,636	431
TOTAL FOREIGN COUNTRIES	146	14,958	43,393	31,121	26,725	1,316	83,671	2,66,302	2,46,950	2,25,136
<i>Share of Bengal</i>	2	2	76	50	..
" Bombay	14,065	40,803	26,805	23,196	..	76,195	2,43,326	2,08,659	1,99,314
" Sind	126	428	343	429	400	1,179	3,287	2,823	3,360	3,840
" Madras	595	2,820	3,819	3,063	..	2,538	21,951	29,455	21,188
" Burma	5,650	9,124	6,092	2,227	2,049	35,278	54,917	31,269	53,112	47,039
TOTAL	5,776	24,190	48,865	39,892	34,708	36,457	1,38,937	2,99,445	3,04,636	2,71,881
<i>Fish other sorts (I. A.)—</i>										
United Kingdom (including Channel Islands)	2,015	1,278	2,344	2,077	2,602	1,01,218	77,138	1,22,776	1,28,424	1,49,756
Other British Possessions	131	36	82	31	147	2,256	1,512	3,727	1,863	6,172
TOTAL BRITISH EMPIRE	2,146	1,314	2,426	2,108	2,755	1,03,474	78,650	1,26,503	1,30,287	1,55,928
Japan	642	268	137	162	325	25,852	7,701	4,812	4,090	7,994
Other Foreign Countries	47	6	4	14	28	3,070	358	378	762	4,104
TOTAL FOREIGN COUNTRIES	689	274	141	176	353	28,922	8,059	5,190	4,852	12,098
<i>Share of Bengal</i>	1,726	573	1,132	962	1,319	65,756	22,008	51,041	54,640	73,512
" Bombay	372	413	679	700	923	18,947	20,968	37,391	39,624	47,811
" Sind	132	248	463	303	384	7,185	12,482	22,591	15,781	17,217
" Madras	298	14	13	..	94	15,341	806	737	..	4,805
" Burma	304	330	220	319	388	25,127	24,485	20,028	25,024	24,681
TOTAL	2,836	1,588	2,617	2,284	2,108	1,33,396	86,749	1,31,688	1,35,139	1,68,026
<i>Total fish (excluding canned fish)—</i>										
United Kingdom (including Channel Islands)	2,065	1,936	2,322	2,163	2,519	1,03,070	84,263	1,26,348	1,33,159	1,50,246
Aden and Dependencies	1,068	50	164	5,557	320	540
Bahrain Islands	225	78	27	48	50	5,229	1,185	132	199	635
Ceylon (excluding Maldives)	1,876	901	852	649	548	21,170	12,847	6,399	5,478	5,842
Straits Settlements	35,845	44,238	44,903	53,089	67,450	7,93,481	9,30,672	10,18,069	11,53,722	14,12,918
Hongkong	1,151	944	946	744	757	33,298	21,508	24,672	23,091	24,562
Other British Possessions	23	32	113	39	118	1,326	1,126	3,048	5,070	5,522
TOTAL BRITISH EMPIRE	42,258	48,239	48,663	56,727	71,706	9,48,691	10,51,931	11,79,568	13,20,799	16,00,315

ARTICLES, AND COUNTRIES OF CONSIGNMENT; ALSO SHARE OF EACH PROVINCE	QUANTITY					VALUE				
	1931-32	1932-33	1933-34	1934-35	1935-36	1931-32	1932-33	1933-34	1934-35	1935-36
Fish (excluding canned fish)—concluded						B	B	B	B	B
Total Fish (excluding canned fish)—continued	Cwts.	Cwts.	Cwts.	Cwts.	Cwts.					
Maskat Territory and Trucial Oman	32,316	33,017	36,634	18,358	26,342	2,31,550	2,32,778	2,14,570	1,39,861	2,08,665
Other Native States in Arabia	6,401	7,101	13,787	18,717	7,994	49,831	65,459	81,480	1,22,557	49,639
Iran	5,194	2,523	1,928	440	236	23,532	18,743	6,364	4,254	2,712
Japan	1,056	284	339	1,234	1,512	47,689	7,874	12,008	49,619	60,315
China (exclusive of Hongkong and Macao)	134	80	170	175	70	5,324	5,016	8,704	7,792	3,445
Other Foreign Countries	525	652	98	1,021	2,292	10,045	4,382	2,485	2,068	9,121
TOTAL FOREIGN COUNTRIES	46,625	44,745	52,946	39,945	38,406	3,78,471	3,14,253	2,25,561	2,36,145	2,83,897
Share of Bengal	1,997	742	1,328	1,392	1,622	71,198	30,319	52,711	62,742	76,909
" Bombay	41,641	41,902	42,094	33,047	31,732	3,22,616	3,11,479	3,11,303	2,73,173	2,81,637
" Sind	733	1,038	1,077	913	1,093	12,603	19,241	20,473	25,269	22,251
" Madras	5,664	3,568	5,522	6,022	6,052	50,005	32,321	34,105	33,191	36,621
" Burma	37,343	45,675	46,530	55,322	69,797	3,24,742	9,22,274	10,20,533	12,56,264	16,16,194
TOTAL	87,883	92,975	102,609	96,672	110,202	12,42,162	12,06,234	15,05,129	16,56,545	19,34,212
Fodder, Bran, and Pollards (excluding oil-cake) (II. C)	Cwts.	Cwts.	Cwts.	Cwts.	Cwts.					
United Kingdom (including Channel Islands)	1,328	354	95	10,406	3,950	1,781
Commonwealth of Australia	50,188	31,048	14,665	37,335	30,520	1,60,475	1,20,588	56,689	1,30,647	91,701
Other British Possessions	870	744	56	27	69	3,268	2,379	434	74	222
TOTAL BRITISH EMPIRE	51,058	31,792	16,047	37,716	30,684	1,63,743	1,23,067	67,679	1,34,671	93,704
TOTAL FOREIGN COUNTRIES	76	4	115	23	346	356	80	641	61	1,416
Share of Bengal	22,993	20,226	1,723	12,166	22,124	62,612	72,262	7,407	72,343	62,034
" Bombay	22,592	10,375	13,422	12,514	7,946	86,322	32,141	64,026	57,567	22,334
" Sind	1	..	5	..	22	3	5	295	..	74
" Madras	1,221	794	716	655	702	7,155	6,377	6,972	3,653	3,717
" Burma	417	401	290	505	175	1,940	2,272	1,626	1,269	961
TOTAL	24,134	21,706	16,162	27,789	31,080	1,64,099	1,22,997	68,320	1,34,732	95,120
Fruits and Vegetables—										
Fresh Fruits and Vegetables—										
Fresh fruits—	No.	No.	No.	No.	No.					
Coconuts (I. B)—										
Ceylon (excluding Maldives)	2,657,805	7,022,805	2,319,302	7,527,208	7,816,228	1,09,682	2,71,998	65,539	2,22,269	2,97,230
Maldives	2,195,260	1,289,000	1,852,350	2,162,040	1,310,657	41,849	22,200	31,672	34,076	21,804
Straits Settlements	6,826,853	9,013,447	9,512,992	9,325,801	10,828,586	4,76,816	5,70,559	5,41,213	4,37,278	5,04,986
Other British Possessions	650	48	180	..	500	49	5	5	..	32
TOTAL BRITISH EMPIRE	11,680,668	17,334,300	13,691,774	19,015,149	20,016,026	6,27,362	8,80,661	6,58,430	6,94,722	8,23,752
TOTAL FOREIGN COUNTRIES	1,622	474	500	300	6,514	170	48	32	10	228
Share of Bengal	2,166,060	1,222,000	1,340,760	2,157,240	1,224,357	41,569	32,200	31,541	34,038	21,241
" Bombay	7,292	72	2,240	910,987	140,312	455	6	124	36,502	6,384
" Sind	3,290	7,700	130	100	1,126	121	..	6	..	51
" Madras	2,671,140	7,075,005	2,334,192	6,625,371	7,779,769	1,05,992	2,71,649	65,666	1,22,072	2,26,066
" Burma	6,343,507	9,013,997	9,514,262	9,322,451	10,816,977	4,76,375	5,70,308	5,41,225	4,37,113	5,00,228
TOTAL	11,691,290	17,334,774	13,692,274	19,015,449	20,022,540	6,27,522	8,80,709	6,58,462	6,94,732	8,24,040

No. 10—continued

ARTICLES, AND COUNTRIES OF CONSIGNMENT; ALSO SHARE OF EACH PROVINCE	QUANTITY					VALUE				
	1931-32	1932-33	1933-34	1934-35	1935-36	1931-32	1932-33	1933-34	1934-35	1935-36
Fruits and Vegetables— continued						R	R	R	R	R
Fresh fruits and Vegetables —continued										
Fresh fruits—continued										
Others (I. B)—										
United Kingdom (including Channel Islands)	—	—	—	—	—	51,005	35,308	18,382	20,767	11,104
Palestine	—	—	—	—	—	24,106	34,807	18,060	19,323	30,320
Ceylon (excluding Maldives)	—	—	—	—	—	92,587	92,412	89,782	82,356	28,893
Straits Settlements	—	—	—	—	—	58,368	88,751	47,708	42,434	59,301
Hongkong	—	—	—	—	—	9,658	1,293	2,647	4,350	3,440
Union of South Africa	—	—	—	—	—	27,949	30,552	39,859	56,870	1,19,550
Commonwealth of Australia	—	—	—	—	—	21,148	41,335	51,607	75,942	58,095
Other British Possessions	—	—	—	—	—	3,345	7,348	4,990	2,716	6,562
TOTAL BRITISH EMPIRE	—	—	—	—	—	2,97,111	2,32,864	2,73,039	3,04,757	3,17,364
France	—	—	—	—	—	14,230	19,649	12,457	9,057	5,044
Spain	—	—	—	—	—	7,558	635	928	751	4,064
Italy (including Fiume)	—	—	—	—	—	1,629	1,482	6,782	7,001	4,220
Mascat Territory and Trucial Oman	—	—	—	—	—	34,414	21,077	15,734	24,450	27,233
Japan	—	—	—	—	—	48,042	1,38,464	2,23,721	1,72,854	1,34,491
China (excluding of Hongkong and Macao)	—	—	—	—	—	11,617	15,363	14,167	13,195	2,674
Egypt	—	—	—	—	—	18,323	15,718	13,398	13,215	14,022
Portuguese East Africa	—	—	—	—	—	7,923	9,105	3,014	1,879	1,394
United States of America— Via Atlantic Coast	—	—	—	—	—	1,14,124	1,47,620	67,857	88,693	49,639
" Pacific "	—	—	—	—	—	3,20,546	2,28,168	2,25,421	4,64,623	4,73,577
Other Foreign Countries	—	—	—	—	—	3,701	4,974	3,392	9,685	4,311
TOTAL FOREIGN COUNTRIES	—	—	—	—	—	6,42,112	6,52,205	5,86,681	8,04,698	7,29,669
Share of Bengal	—	—	—	—	—	3,30,354	3,15,299	3,48,433	3,57,330	3,34,790
" Bombay	—	—	—	—	—	1,63,358	2,73,389	3,52,386	3,97,495	2,63,512
" Sind	—	—	—	—	—	3,039	6,351	5,715	6,391	14,222
" Madras	—	—	—	—	—	1,15,839	1,06,014	1,16,981	1,67,401	1,55,136
" Burma	—	—	—	—	—	3,36,143	2,73,018	2,35,905	2,30,788	2,70,373
TOTAL	—	—	—	—	—	9,29,223	9,85,069	8,59,920	11,09,455	10,38,933
Fresh vegetables of all kinds (I. B)—										
Malta and Gozo	—	—	—	—	—	—	—	—	23,844	—
Straits Settlements	—	—	—	—	—	5,640	5,644	4,540	3,351	3,829
Hongkong	—	—	—	—	—	6,017	3,735	2,395	1,350	2,802
Kenya Colony	—	—	—	—	—	82,799	1,14,708	38,042	55,836	2,39,449
Other British Possessions	—	—	—	—	—	3,615	3,043	5,668	7,501	4,301
TOTAL BRITISH EMPIRE	—	—	—	—	—	93,071	1,27,180	48,845	91,852	2,50,391
Italy (including Fiume)	—	—	—	—	—	9,57,251	12,24,118	11,68,615	11,31,399	7,86,823
Japan	—	—	—	—	—	108	18	—	1,95,001	2,02,997
Egypt	—	—	—	—	—	49,994	—	91,050	5,281	4,295
Other Foreign Countries	—	—	—	—	—	1,073	504	992	324	3,599
TOTAL FOREIGN COUNTRIES	—	—	—	—	—	10,08,426	12,24,636	12,58,657	13,32,005	9,99,719
Share of Bengal	—	—	—	—	—	133	45	3,504	332	477
" Bombay	—	—	—	—	—	7,61,946	10,08,490	7,71,772	10,54,907	9,88,711
" Sind	—	—	—	—	—	2,36,138	3,28,449	4,32,494	3,51,471	2,41,709
" Madras	—	—	—	—	—	2,769	5,092	4,177	3,914	2,189
" Burma	—	—	—	—	—	55,512	9,689	95,855	13,513	17,014
TOTAL	—	—	—	—	—	11,06,497	13,51,765	13,07,592	14,52,887	12,50,100

GENERAL IMPORTS

No. 10—continued

ARTICLES, AND COUNTRIES OF CONSIGNMENT; ALSO SHARE OF EACH PROVINCE	QUANTITY					VALUE				
	1931-32	1932-33	1933-34	1934-35	1935-36	1931-32	1932-33	1933-34	1934-35	1935-36
Fruits and Vegetables—continued						₹	₹	₹	₹	₹
<i>Fresh Fruits and Vegetables—continued</i>										
<i>Total value of Fresh Fruits and Vegetables—</i>										
United Kingdom (including Channel Islands)	—	—	—	—	—	52,021	55,719	18,516	21,457	13,016
Malta and Goso	—	—	—	—	—	—	—	—	29,844	—
Palestine	—	—	—	—	—	24,105	24,807	18,069	19,323	20,320
Ceylon (excluding Maldives)	—	—	—	—	—	2,04,561	2,06,657	1,59,511	2,09,800	2,26,601
Maldives	—	—	—	—	—	41,849	22,200	51,673	24,076	21,504
Straits Settlements	—	—	—	—	—	5,29,819	6,70,952	5,93,456	4,82,068	5,68,116
Hongkong	—	—	—	—	—	15,675	5,022	5,042	5,700	6,242
Union of South Africa	—	—	—	—	—	23,150	20,708	40,186	57,976	1,20,412
Kenya Colony	—	—	—	—	—	82,257	1,15,966	27,521	57,507	2,40,525
Commonwealth of Australia	—	—	—	—	—	21,150	41,325	51,648	75,972	58,125
Other British Possessions	—	—	—	—	—	1,946	7,192	4,690	2,744	6,608
TOTAL BRITISH EMPIRE	—	—	—	—	—	30,12,524	13,40,655	9,20,214	10,91,362	12,91,497
France	—	—	—	—	—	14,220	19,649	12,457	9,047	5,044
Spain	—	—	—	—	—	7,558	635	928	751	4,064
Italy (including Fiume)	—	—	—	—	—	9,52,880	12,25,545	11,78,297	11,28,400	7,92,048
Masrat Territory and Trucial Oman	—	—	—	—	—	24,414	21,079	15,729	24,450	27,216
Japan	—	—	—	—	—	42,151	1,22,422	2,22,721	2,67,255	2,27,490
China (exclusive of Hongkong and Macao)	—	—	—	—	—	11,655	15,408	14,942	12,267	2,522
Egypt	—	—	—	—	—	66,222	15,712	1,04,442	12,496	12,217
Portuguese East Africa	—	—	—	—	—	7,922	2,106	2,014	1,679	1,294
United States of America—										
Via Atlantic Coast	—	—	—	—	—	1,14,124	1,47,620	97,657	86,768	49,629
" Pacific "	—	—	—	—	—	2,20,226	2,22,251	2,22,546	4,64,622	4,74,102
Other Foreign Countries	—	—	—	—	—	4,565	5,226	2,510	9,772	6,622
TOTAL FOREIGN COUNTRIES	—	—	—	—	—	16,50,798	18,76,522	12,45,570	21,26,712	17,20,676
Share of Bengal	—	—	—	—	—	2,62,556	2,47,544	2,02,472	2,91,209	2,56,592
" Bombay	—	—	—	—	—	9,22,722	12,27,222	10,24,722	12,27,205	12,22,207
" Sind	—	—	—	—	—	2,22,202	2,22,202	2,22,202	2,22,202	2,22,202
" Madras	—	—	—	—	—	2,27,202	2,22,202	2,22,202	2,22,202	2,22,202
" Burma	—	—	—	—	—	2,22,202	2,22,202	2,22,202	2,22,202	2,22,202
TOTAL	—	—	—	—	—	20,62,222	22,17,222	22,22,222	22,22,222	21,12,172
<i>Fruits and Vegetables; dried, salted, or preserved, not being canned or bottled—</i>										
Almonds (L B)—	Tons	Tons	Tons	Tons	Tons					
United Kingdom (including Channel Islands)	7	5	5	4	6	12,922	12,627	12,220	9,472	10,102
Cyprus	—	—	42	420	165	—	—	14,075	1,62,240	62,470
Aden and Dependencies	12	2	15	12	—	11,220	2,014	12,927	11,427	52
Other British Possessions	2	2	1	1	—	2,642	2,947	2,117	2,042	2,244
TOTAL BRITISH EMPIRE	22	10	64	457	168	24,427	19,648	27,220	1,22,222	74,220
Belgium	10	—	—	—	—	5,670	—	—	—	—
France	468	276	162	222	460	2,45,422	1,54,102	1,02,692	1,22,417	2,27,700
Spain	722	622	222	712	621	2,77,049	2,22,202	1,92,012	2,04,212	2,72,911
Italy (including Fiume)	222	272	1,222	1,422	1,211	5,12,220	5,22,222	2,42,222	2,22,222	7,22,199
Greece (including Crete)	27	222	240	27	72	12,410	1,92,100	1,22,079	22,222	42,040
Turkey European	—	—	10	92	72	—	—	2,202	22,220	24,122
Turkey Asiatic	—	—	—	274	141	—	—	—	92,222	42,222
Syria	100	—	—	10	—	22,222	—	—	2,207	—

No. 10—continued

ARTICLES AND COUNTRIES OF CONSIGNMENT; ALSO SHARE OF EACH PROVINCE	QUANTITY					VALUE				
	1931-32	1932-33	1933-34	1934-35	1935-36	1931-32	1932-33	1933-34	1934-35	1935-36
Fruits and Vegetables—continued	Tons	Tons	Tons	Tons	Tons	R	R	R	R	R
<i>Fruits and Vegetables; dried, salted, or preserved, not being canned or bottled—continued</i>										
Almonds (I. B.)—continued.										
Maskat Territory and Trucial Oman	6	5	7,861	8	182	..	4,400
Iraq	22	14	12	91	22	29,768	12,776	4,514	17,640	4,539
Iran	908	727	757	950	1,100	8,38,281	5,58,357	8,84,359	4,66,677	5,18,067
Egypt	66	10	12	62	24	32,791	5,580	5,450	22,084	7,940
United States of America— Via Atlantic Coast	20	9,769	..
“ Pacific “	101	187	182	172
Other Foreign Countries	10	1	..	2	..	3,365	1,600	..	512	42
TOTAL FOREIGN COUNTRIES.	3,181	2,878	3,167	3,962	4,044	21,16,959	17,97,538	16,74,749	19,54,873	20,30,970
<i>Share of Bengal . . .</i>	<i>331</i>	<i>306</i>	<i>294</i>	<i>268</i>	<i>284</i>	<i>1,33,345</i>	<i>1,69,418</i>	<i>1,38,321</i>	<i>1,38,195</i>	<i>1,56,547</i>
“ Bombay . . .	2,036	2,589	2,978	3,993	3,662	19,28,668	16,36,868	15,58,388	18,34,970	18,51,326
“ Sind . . .	28	17	19	153	254	18,955	5,863	4,440	42,623	75,877
“ Madras . . .	7	6	9	10	11	17,301	12,970	18,953	20,936	19,519
“ Burma . . .	1	..	1	1	1	3,165	2,662	2,548	3,997	2,581
TOTAL	3,208	2,888	3,281	4,419	4,912	21,51,426	18,17,161	17,22,388	20,39,724	21,05,850
Currents and raisins (I. B.)—	Tons	Tons	Tons	Tons	Tons					
United Kingdom (including Channel Islands)	10	7	15	16	5	11,275	9,290	12,095	9,848	6,779
Cyprus	78	3	100	13,881	672	18,697
Commonwealth of Australia	28	18	34	64	100	15,671	12,658	17,328	25,478	39,047
Other British Possessions	3	1	5	2	3	2,878	1,259	1,568	1,021	1,828
TOTAL BRITISH EMPIRE	41	26	132	85	208	29,824	23,147	44,867	37,014	65,851
Italy (including France)	5	5	4	13	1	2,469	2,892	1,916	5,046	290
Greece (including Crete)	36	32	25	11	41	20,618	15,782	12,606	5,404	16,558
Turkey, Asiatic	38	12,972
Iraq	22	2	87	134	18	2,568	550	21,696	20,446	2,100
Iran	999	516	538	715	560	2,19,062	1,03,575	91,896	96,332	80,915
United States of America— Via Atlantic Coast	..	1	9	345	1,184	1,890	276	197
“ Pacific “	10	4	3	3	18	8,239	3,488	2,642	4,837	10,077
Other Foreign Countries	4	17	17	9	6	3,922	6,307	8,909	5,371	5,478
TOTAL FOREIGN COUNTRIES.	1,076	577	788	940	677	2,57,223	1,35,228	1,41,045	1,37,762	1,28,584
<i>Share of Bengal . . .</i>	<i>15</i>	<i>26</i>	<i>25</i>	<i>22</i>	<i>29</i>	<i>9,379</i>	<i>14,023</i>	<i>19,959</i>	<i>12,817</i>	<i>16,512</i>
“ Bombay . . .	1,026	540	851	931	788	2,45,533	1,21,526	1,53,040	1,36,664	1,50,849
“ Sind . . .	60	34	21	42	37	9,166	5,574	6,334	8,281	2,057
“ Madras . . .	18	12	12	12	14	10,343	10,143	7,488	10,345	10,130
“ Burma . . .	15	1	6	12	17	12,127	4,440	5,691	6,069	8,857
TOTAL	1,117	608	915	1,025	885	2,87,047	1,56,875	1,85,412	1,74,776	1,94,435
Dates (I. B.)—	Tons	Tons	Tons	Tons	Tons					
United Kingdom (including Channel Islands)	7	..	1	51	..	1,414	817	324	5,194	304
Bahrain Islands	1,030	1,030	1,024	1,056	1,501	1,58,533	2,39,099	1,01,140	1,68,453	1,52,039
Ceylon (excluding Maldives)	18	1	51	..	1	2,876	285	6,496	88	155
Other British Possessions	19	29	41	49	20	3,282	5,580	5,757	8,140	4,285
TOTAL BRITISH EMPIRE	1,074	1,710	1,117	1,756	1,522	1,66,105	2,45,731	1,13,717	1,81,875	1,56,814

ARTICLES, AND COUNTRIES OF CONSIGNMENT; ALSO SHARE OF EACH PROVINCE	QUANTITY					VALUE				
	1931-32	1932-33	1933-34	1934-35	1935-36	1931-32	1932-33	1933-34	1934-35	1935-36
	Tons	Tons	Tons	Tons	Tons	R	R	R	R	R
Fruits and Vegetables—continued										
<i>Fruits and Vegetables; dried, salted, or preserved, not being canned or bottled—continued</i>										
<i>Dates (I. B)—continued</i>										
Turkey, Asiatic	11	37	1,278	857	1,019	1,758	3,641	77,002	88,078	57,708
Maskat Territory and Trucial Oman	8,811	7,138	7,009	9,002	9,008	16,89,771	12,96,856	10,91,902	11,12,946	10,51,452
Other Native States in Arabia	170	43	1,189	1,757	1,518	30,600	7,936	1,30,284	1,84,715	1,58,114
Iraq	41,451	37,345	25,715	46,823	50,703	40,18,517	32,59,539	20,22,037	36,20,529	35,50,723
Iran	3,485	1,321	1,819	2,323	3,136	4,92,042	2,27,337	1,55,635	1,80,176	2,63,210
Java	55	3,195
Other Foreign Countries	30	41	18	8	27	4,623	6,963	3,390	1,545	6,630
TOTAL FOREIGN COUNTRIES.	53,513	46,425	37,938	60,773	65,412	61,91,406	43,02,232	34,81,940	51,38,029	50,37,337
<i>Share of Bengal</i>										
" Bombay	31,905	26,698	22,042	38,549	38,839	44,99,760	33,58,032	24,43,520	37,32,556	33,51,624
" Sind	19,069	17,907	14,561	30,897	25,746	14,89,723	13,55,192	9,39,969	12,24,913	16,34,022
" Madras	2,607	2,216	1,919	2,140	2,102	2,32,471	2,20,735	1,40,360	1,39,461	1,41,331
" Burma	3	43	15	24	11	1,022	6,463	2,166	2,026	3,772
TOTAL	54,587	46,185	39,045	62,521	66,684	63,57,511	50,47,968	35,95,657	53,19,904	52,44,651
Other sorts (I. B)—										
United Kingdom (including Channel Islands)	30	15	18	21	25	34,885	17,070	20,444	19,493	22,368
Ceylon (excluding Maldives)	148	49	23	23	63	29,964	3,425	4,635	4,669	12,808
Straits Settlements	497	1,242	301	237	200	1,08,892	1,28,508	1,36,418	59,368	53,658
Hongkong	382	403	334	381	305	1,48,127	1,47,229	1,32,287	1,60,000	1,40,375
Union of South Africa	363	1,500	160	27	50	97,727	2,05,664
Kenya Colony	433	352	102	1,191	418	46,561	24,335	7,576	1,27,063	57,270
Commonwealth of Australia	13	8	13	13	16	9,233	7,049	11,902	3,196	12,132
Other British Possessions	12	1	49	60	25	2,858	18,547	3,214	7,100	4,636
TOTAL BRITISH EMPIRE	1,494	2,071	1,340	2,734	2,552	3,69,735	4,11,227	3,16,356	4,44,226	5,09,108
France	1	6	8	8	16	3,062	6,023	13,536	13,784	23,404
Italy (including Finme)	893	792	57	61	18	1,64,267	1,51,230	18,865	30,675	10,013
Greece (including Crete)	251	673	305	442	331	93,937	2,09,454	1,09,365	1,32,054	1,34,286
Turkey, Asiatic	1	1	14	1,371	745	7,090
Maskat Territory and Trucial Oman	13	12	15	15	6	6,377	3,534	3,702	2,534	742
Iran	182	115	41	33	98	1,37,533	66,333	24,404	65,427	60,618
Japan	6	4	63	5	10	2,802	898	5,291	6,027	10,465
China (exclusive of Hongkong and Macao)	61	74	84	84	67	10,374	15,534	19,631	20,635	15,475
Egypt	160	73	32	8	24	42,917	14,610	11,343	2,540	12,677
Portuguese East Africa	3,467	5,132	12,138	12,663	14,458	10,88,801	5,20,746	11,55,440	14,66,937	18,71,153
United States of America—										
Fid Atlantic Coast	8	7	1	4	2	7,035	6,032	938	3,573	2,257
" Pacific "	41	4	2	3	29	39,664	3,354	2,006	7,346	22,841
Other Foreign Countries	12	40	1	26	4	10,233	8,503	1,294	9,630	3,403
TOTAL FOREIGN COUNTRIES.	10,100	6,932	12,748	13,408	15,127	16,18,212	10,06,279	13,67,936	17,52,012	21,74,324
<i>Share of Bengal</i>										
" Bombay	9,263	4,829	5,240	3,490	4,243	15,31,492	7,70,217	5,32,323	5,66,119	7,24,216
" Sind	103	116	43	21	15	37,737	21,376	8,935	10,767	6,960
" Madras	737	2,328	7,397	11,937	13,215	1,43,606	3,38,323	7,33,374	13,99,566	10,92,394
" Burma	363	1,672	1,117	679	565	2,30,233	3,43,134	2,76,275	3,43,751	2,23,733
TOTAL	11,594	9,008	14,088	16,192	17,670	18,27,947	14,17,516	16,84,342	22,36,248	26,33,022

No. 10—continued

ARTICLES, AND COUNTRIES OF CONSIGNMENT; ALSO SHARE OF EACH PROVINCE	QUANTITY					VALUE				
	1931-32	1932-33	1933-34	1934-35	1935-36	1931-32	1932-33	1933-34	1934-35	1935-36
	Tons	Tons	Tons	Tons	Tons	Rs	Rs	Rs	Rs	Rs
Fruits and Vegetables—continued										
<i>Total Fruits and Vegetables / dried, salted, or preserved, not being canned or bottled—</i>										
United Kingdom (including Channel Islands)	68	27	39	92	88	66,510	39,804	46,723	44,008	39,559
Cyprus	121	442	270	23,066	1,63,321	82,767
Aden and Dependencies	26	11	41	20	..	14,894	4,220	18,987	13,479	86
Bahrain Islands	1,080	1,080	1,024	1,056	1,502	1,58,568	2,39,104	1,01,141	1,68,458	1,52,132
Ceylon (excluding Maldives)	166	50	74	23	64	20,933	8,672	11,149	4,804	13,178
Straits Settlements	503	1,252	804	280	213	1,06,482	1,91,964	1,37,167	62,657	56,085
Hongkong	357	416	347	397	313	1,53,203	1,52,477	1,38,010	1,65,800	1,45,149
Union of South Africa	658	1,500	160	27	80	97,727	2,05,664
Kenya Colony	433	353	102	1,191	418	46,566	42,404	7,576	1,27,983	87,979
Commonwealth of Australia	41	26	47	37	116	24,061	19,061	28,029	35,891	51,398
Other British Possessions	12	2	54	56	21	1,854	1,123	4,261	5,744	3,417
TOTAL BRITISH EMPIRE	2,631	3,817	2,653	5,082	4,450	6,00,101	6,93,763	5,22,079	8,88,476	8,06,553
Belgium	10	10	..	1	1	5,635	2,143	184	191	393
France	470	232	172	261	478	2,48,934	1,60,123	1,17,183	1,40,237	2,63,041
Spain	728	639	332	731	633	3,30,421	3,39,414	1,95,975	3,70,784	3,76,734
Italy (including Fiume)	1,752	1,633	1,652	1,477	1,531	6,83,366	6,93,524	8,63,143	6,84,095	7,83,053
Austria	12	20	9	4	..	3,978	5,390	4,595	1,893	104
Greece (including Crete)	324	1,044	570	540	494	1,35,015	4,21,393	2,58,650	1,90,089	1,99,484
Turkey, European	108	79	37,760	25,029
Turkey, Asiatic	12	37	1,279	1,132	1,212	2,751	3,641	79,063	1,35,116	1,23,451
Syria	100	10	..	52,523	2,307	..
Mascat Territory and Trucial Oman	3,335	7,150	7,924	9,013	9,020	16,54,009	13,00,404	10,95,786	11,15,645	10,56,994
Other Native States in Arabia	171	43	1,189	1,757	1,513	31,501	7,931	1,30,224	1,84,377	1,53,393
Iraq	41,497	37,388	25,315	47,099	50,739	40,48,316	32,75,575	20,49,690	36,53,979	35,57,599
Iran	5,574	3,179	3,255	4,076	4,397	16,82,368	9,56,557	6,55,984	8,08,612	9,17,310
Java	55	4	8,315	761	40	7	21
Japan	6	5	70	5	11	2,333	995	5,791	6,027	10,603
China (exclusive of Hongkong and Macao)	65	77	90	91	78	13,729	13,510	22,149	23,720	20,066
Egypt	223	34	31	74	43	77,309	20,903	19,374	26,196	20,335
Portuguese East Africa	3,467	5,132	12,133	12,663	14,453	10,83,301	5,20,745	11,55,440	14,66,937	13,71,153
United States of America—										
Via Atlantic Coast	8	6	16	24	16	7,330	7,137	4,096	13,647	3,333
" Pacific "	51	8	5	16	47	47,903	6,943	4,835	12,417	32,942
Other Foreign Countries	5	14	10	3	..	3,743	3,121	3,553	1,190	600
TOTAL FOREIGN COUNTRIES	67,370	56,312	54,626	79,035	85,260	1,01,33,330	77,39,272	66,65,720	83,32,176	94,22,215
Share of Bengal	1,377	1,053	356	1,227	1,340	3,52,011	3,17,047	3,32,425	3,31,696	3,16,933
" Bombay	45,639	34,616	31,113	46,963	46,732	31,95,447	33,46,645	47,37,422	62,70,639	60,73,115
" Sind	19,350	13,064	14,644	21,113	36,053	15,55,699	14,17,911	9,69,719	13,37,173	17,24,322
" Madras	3,363	5,172	9,523	14,155	14,943	4,03,730	5,09,633	9,50,665	15,70,301	13,83,904
" Burma	332	1,719	1,139	799	594	2,77,154	3,56,749	2,37,563	3,30,343	3,33,944
TOTAL	70,101	60,629	57,279	84,107	89,710	1,07,33,931	84,39,035	71,87,799	97,70,652	1,02,23,863
Total value of Fruits and Vegetables—										
United Kingdom (including Channel Islands)	1,13,531	76,323	65,241	65,460	52,574
Malta and Gozo	23,344	..
Cyprus	39,032	1,04,636	33,367
Palestine	24,106	34,307	18,069	19,323	30,764
Aden and Dependencies	14,929	4,225	13,994	13,564	111
Bahrain Islands	1,58,663	2,39,167	1,01,191	1,68,740	1,52,173
Ceylon (excluding Maldives)	2,31,494	3,75,330	1,70,660	3,14,604	3,39,779
Maldives	41,350	32,300	51,073	34,076	21,504

GENERAL IMPORTS

(126)

No. 10—continued

ARTICLES, AND COUNTRIES OF CONSIGNMENT; ALSO SHARE OF EACH PROVINCE	QUANTITY					VALUE				
	1931-32	1932-33	1933-34	1934-35	1935-36	1931-32	1932-33	1933-34	1934-35	1935-36
Fruits and Vegetables—concluded						B	B	B	B	B
Total value of Fruits and Vegetables—continued						6,43,271	8,62,917	7,30,623	5,45,620	6,24,151
Straits Settlements	—	—	—	—	—	1,63,378	1,57,505	1,43,052	1,71,000	1,51,391
Hongkong	—	—	—	—	—	23,478	30,948	40,266	1,55,503	3,26,076
Union of South Africa	—	—	—	—	—	1,39,823	1,53,370	45,097	1,85,190	2,97,805
Kenya Colony	—	—	—	—	—	46,111	61,206	80,577	1,11,663	1,09,531
Commonwealth of Australia	—	—	—	—	—	3,506	3,130	6,963	6,506	3,424
Other British Possessions	—	—	—	—	—	—	—	—	—	—
TOTAL BRITISH EMPIRE	—	—	—	—	—	16,12,035	20,40,413	15,02,398	19,79,338	21,03,160 ⁸
Belgium	—	—	—	—	—	5,085	2,145	134	191	393
France	—	—	—	—	—	2,53,164	3,79,777	1,39,640	1,49,294	2,63,035
Spain	—	—	—	—	—	3,37,979	3,40,049	1,96,813	3,71,535	3,30,796
Italy (including Fiume)	—	—	—	—	—	16,42,243	19,19,069	20,26,540	18,22,495	15,76,101
Austria	—	—	—	—	—	4,453	9,133	4,554	1,333	1,033
Greece (including Crete)	—	—	—	—	—	1,35,015	4,21,396	2,53,935	1,91,417	1,99,484
Turkey European	—	—	—	—	—	—	1,232	3,308	37,760	25,029
Turkey, Asiatic	—	—	—	—	—	3,751	3,641	79,003	1,37,332	1,23,451
Syria	—	—	—	—	—	53,523	—	305	5,233	1,179
Mascat Territory and Trucial Oman	—	—	—	—	—	16,33,423	13,21,433	11,11,525	11,40,095	10,34,310
Other Native States in Arabia	—	—	—	—	—	31,503	7,930	1,20,337	1,36,576	1,56,711
Iraq	—	—	—	—	—	40,49,346	32,76,233	30,50,536	36,60,375	35,59,164
Iran	—	—	—	—	—	16,35,490	9,50,549	6,56,270	3,09,537	9,13,064
Java	—	—	—	—	—	3,411	733	40	17	69
Japan	—	—	—	—	—	51,034	1,39,477	3,29,512	3,73,332	3,43,093
China (exclusive of Hongkong and Macao)	—	—	—	—	—	30,334	33,913	37,092	37,037	23,604
Egypt	—	—	—	—	—	1,45,331	36,621	1,23,322	44,692	39,293
Portuguese East Africa	—	—	—	—	—	10,93,724	5,29,351	11,53,454	14,63,666	13,72,547
United States of America— Via Atlantic Coast	—	—	—	—	—	1,21,504	1,54,307	71,953	1,02,405	53,524
" Pacific "	—	—	—	—	—	4,23,739	2,35,294	2,30,331	4,77,045	5,07,140
Other Foreign Countries	—	—	—	—	—	2,973	3,566	356	1,407	2,330
TOTAL FOREIGN COUNTRIES	—	—	—	—	—	1,13,34,533	93,16,160	36,11,399	1,10,13,339	1,11,42,391
Share of Bengal	—	—	—	—	—	7,14,537	6,64,391	5,55,993	6,73,493	6,73,491
" Bombay	—	—	—	—	—	91,21,305	71,34,931	37,62,394	76,63,344	73,35,722
" Sind	—	—	—	—	—	13,44,997	17,53,457	13,97,933	17,45,041	19,39,394
" Madras	—	—	—	—	—	6,31,310	3,33,437	11,37,339	10,29,639	23,23,295
" Burma	—	—	—	—	—	11,35,134	12,21,033	11,60,254	9,92,337	10,26,639
TOTAL	—	—	—	—	—	1,34,47,173	1,16,56,573	1,00,13,633	1,29,92,727	1,33,41,041
Furniture and Cabinetware— Bedsteads (III. G)—										
United Kingdom (including Channel Islands)	—	—	—	—	—	1,94,531	1,74,474	1,59,620	1,13,193	1,17,596
Straits Settlements	—	—	—	—	—	7,333	12,607	17,272	16,449	16,093
Other British Possessions	—	—	—	—	—	3,309	4,433	2,253	2,723	1,303
TOTAL BRITISH EMPIRE	—	—	—	—	—	2,05,163	1,91,514	1,79,145	1,32,365	1,35,002

No. 10—continued

ARTICLES, AND COUNTRIES OF CONSIGNMENT; ALSO SHARE OF EACH PROVINCE	QUANTITY					VALUE				
	1931-32	1932-33	1933-34	1934-35	1935-36	1931-32	1932-33	1933-34	1934-35	1935-36
Furniture and Cabinetware— continued						R	R	R	R	R
<i>Bedsteads (III. G)—continued</i>										
Poland (including Danzig)	—	—	—	—	—	13,507	..
Germany	—	—	—	—	—	2,410	1,204	2,980	534	13,039
Czechoslovakia	—	—	—	—	—	2,122	6,103	2,237	168	321
Japan	—	—	—	—	—	68	271	3,165	5,390	4,866
United States of America— Via Atlantic Coast	—	—	—	—	—	45,180	30,610	21,615	29,690	23,335
" Pacific "	—	—	—	—	—	..	231	35	..	13
Other Foreign Countries	—	—	—	—	—	5,482	4,506	2,895	3,903	3,473
TOTAL FOREIGN COUNTRIES	—	—	—	—	—	56,261	42,925	32,327	53,201	46,543
<i>Share of Bengal</i>	—	—	—	—	—	32,358	42,323	25,390	15,447	14,520
" Bombay	—	—	—	—	—	1,02,351	32,027	33,064	31,125	65,599
" Sind	—	—	—	—	—	41,133	36,351	18,339	32,023	32,184
" Madras	—	—	—	—	—	52,298	45,644	39,813	38,456	32,918
" Burma	—	—	—	—	—	31,324	37,574	45,670	33,515	36,319
TOTAL	—	—	—	—	—	2,61,467	2,34,489	2,11,981	1,90,566	1,32,040
Furniture of wood (other than bedsteads) (III. G)—										
United Kingdom (including Channel Islands)	—	—	—	—	—	1,93,845	1,67,260	1,15,621	8,27,158	2,14,823
Ceylon (including Maldives)	—	—	—	—	—	12,234	11,012	11,472	8,721	4,665
Straits Settlements	—	—	—	—	—	10,646	8,031	5,445	4,433	4,743
Canada— Via Atlantic Coast	—	—	—	—	—	6,463	..	20
Commonwealth of Australia	—	—	—	—	—	13,626	273	215	633	560
Other British Possessions	—	—	—	—	—	3,141	4,326	3,102	5,261	5,324
TOTAL BRITISH EMPIRE	—	—	—	—	—	2,40,010	1,91,557	1,35,965	3,46,261	2,30,120
Estonia	—	—	—	—	—	25,031	24,242	5,232	14,666	29,637
Poland (including Danzig)	—	—	—	—	—	23,299	22,483	32,533	43,304	73,935
Germany	—	—	—	—	—	70,899	13,764	6,933	3,534	10,933
Belgium	—	—	—	—	—	1,510	7,734	462	1,293	8,533
France	—	—	—	—	—	21,440	1,40,240	347	6,221	13,533
Italy (including Fiume)	—	—	—	—	—	11,974	3,252	1,075	3,570	1,699
Austria	—	—	—	—	—	30,626	11,735	10,533	5,536	5,613
Czechoslovakia	—	—	—	—	—	33,324	24,312	14,412	16,564	11,237
Yugo-Slavia (Kingdom of the Serbs, Croats and Slovenes)	—	—	—	—	—	6,363	1,903	..	941	306
Japan	—	—	—	—	—	16,694	29,999	20,991	21,679	19,653
United States of America— Via Atlantic Coast	—	—	—	—	—	40,459	9,900	11,346	3,363	3,413
" Pacific "	—	—	—	—	—	131	62	10,237	1,253	1,220
Other Foreign Countries	—	—	—	—	—	12,341	3,167	11,613	3,455	6,030
TOTAL FOREIGN COUNTRIES	—	—	—	—	—	3,04,596	3,02,393	1,27,469	1,39,437	1,91,022
<i>Share of Bengal</i>	—	—	—	—	—	95,595	54,192	96,150	1,64,369	63,944
" Bombay	—	—	—	—	—	3,12,973	3,32,634	33,403	79,336	2,65,264
" Sind	—	—	—	—	—	65,634	15,447	23,305	1,77,353	49,439
" Madras	—	—	—	—	—	42,696	49,033	33,121	61,366	51,393
" Burma	—	—	—	—	—	27,713	13,164	9,925	13,339	31,173
TOTAL	—	—	—	—	—	5,44,666	4,94,450	2,63,464	4,35,743	4,21,142

ARTICLES AND COUNTRIES OF CONSIGNMENT; ALSO SHARE OF EACH PROVINCE	QUANTITY					VALUE				
	1931-32	1932-33	1933-34	1934-35	1935-36	1931-32	1932-33	1933-34	1934-35	1935-36
Furniture and Cabinetwork—continued						B	B	B	B	B
<i>Furniture of other materials (other than bedsteads) (III G)—</i>										
United Kingdom (including Channel Islands)	—	—	—	—	—	4,20,390	2,78,125	5,89,862	6,09,928	10,10,877
Ceylon (excluding Maldives)	—	—	—	—	—	18,413	11,497	6,107	4,848	5,423
Straits Settlements	—	—	—	—	—	26,193	23,195	8,829	8,787	7,504
Hongkong	—	—	—	—	—	5,710	685	739	857	541
Commonwealth of Australia	—	—	—	—	—	11,480	4,897	3,607	469	1,452
Other British Possessions	—	—	—	—	—	1,057	1,911	4,589	3,642	3,826
TOTAL BRITISH EMPIRE	—	—	—	—	—	4,99,243	3,20,310	6,18,788	6,28,525	10,29,622
Estonia	—	—	—	—	—	5,270	1,276	3,034
Poland (including Danzig)	—	—	—	—	—	787	868	2,921	10,065	8,346
Germany	—	—	—	—	—	21,704	42,577	48,059	41,496	22,982
Belgium	—	—	—	—	—	6,084	48,467	1,274	2,749	2,047
France	—	—	—	—	—	64,968	37,418	40,378	56,989	4,595
Italy (including Fiume)	—	—	—	—	—	2,424	2,260	5,861	8,792	14,525
Austria	—	—	—	—	—	..	127	1,917	13,322	8,846
Czechoslovakia	—	—	—	—	—	10,681	7,762	9,579	14,269	5,684
Japan	—	—	—	—	—	29,324	78,005	84,881	68,411	58,208
United States of America—										
<i>Via Atlantic Coast</i>	—	—	—	—	—	1,07,484	28,713	30,099	37,732	1,01,459
<i>" Pacific "</i>	—	—	—	—	—	191	1,524	159	192	2,071
Other Foreign Countries	—	—	—	—	—	3,591	10,356	5,322	8,121	6,519
TOTAL FOREIGN COUNTRIES	—	—	—	—	—	2,67,186	2,52,587	2,25,730	2,54,364	2,25,836
Share of Bengal	—	—	—	—	—	1,66,227	1,19,509	1,01,338	1,78,604	3,12,068
Bombay	—	—	—	—	—	3,68,799	3,22,022	3,12,567	4,30,939	4,70,822
Sind	—	—	—	—	—	49,372	34,062	2,65,185	1,24,167	3,69,462
Madras	—	—	—	—	—	90,227	1,41,869	86,375	1,00,470	64,637
Burma	—	—	—	—	—	90,611	55,561	47,198	48,659	41,989
TOTAL	—	—	—	—	—	7,66,426	5,72,877	8,49,468	8,82,889	12,64,958
Mouldings (III. G)—										
United Kingdom (including Channel Islands)	—	—	—	—	—	23,943	6,525	18,735	6,017	11,834
Other British Possessions	—	—	—	—	—	2,152	1,079	302	..	1,112
TOTAL BRITISH EMPIRE	—	—	—	—	—	26,095	7,604	19,037	6,017	12,946
Finland	—	—	—	—	—	1,298	10,068	27,844	29,156	26,494
Norway	—	—	—	—	—	26,750	65,250	50,968	32,801	49,428
Poland (including Danzig)	—	—	—	—	—	21,542	5,927	26,678	19,467	14,359
Germany	—	—	—	—	—	1,94,616	2,75,561	1,11,622	1,87,162	80,674
Belgium	—	—	—	—	—	69,439	46,001	26,778	72,921	1,05,884
Italy (including Fiume)	—	—	—	—	—	84,576	44,430	87,806	1,46,914	1,34,860
Czechoslovakia	—	—	—	—	—	7,303	3,068	..	313	..
Japan	—	—	—	—	—	760	4,260	7,618	4,071	24,984
United States of America—										
<i>Via Atlantic Coast</i>	—	—	—	—	—	2,072	896	1,192
<i>" Pacific "</i>	—	—	—	—	—	2,378
Other Foreign Countries	—	—	—	—	—	789	1,327	5,896	1,255	2,59
TOTAL FOREIGN COUNTRIES	—	—	—	—	—	4,12,116	4,55,382	3,44,699	4,20,946	4,46,463

No. 10—continued

ARTICLES, AND COUNTRIES OF CONSIGNMENT; ALSO SHARE OF EACH PROVINCE	QUANTITY					VALUE				
	1931-32	1932-33	1933-34	1934-35	1935-36	1931-32	1932-33	1933-34	1934-35	1935-36
Furniture and Cabinetry— continued						R	R	R	R	R
<i>Mouldings (III. G)—continued</i>										
Share of Bengal	—	—	—	—	—	61,328	32,983	44,554	51,466	53,477
" Bombay	—	—	—	—	—	1,65,615	1,85,385	1,62,404	1,48,638	1,72,974
" Sind	—	—	—	—	—	58,365	34,512	26,171	34,679	34,919
" Madras	—	—	—	—	—	1,53,075	2,07,097	1,21,967	2,12,236	1,87,749
" Burma	—	—	—	—	—	9,827	7,110	78,529	4,004	10,299
TOTAL	—	—	—	—	—	4,22,211	4,62,982	3,63,635	4,56,968	4,59,409
Total value of Furniture and Cabinetry—										
United Kingdom (including Channel Islands)	—	—	—	—	—	8,28,709	6,26,224	8,22,847	10,61,296	12,65,150
Ceylon (excluding Maldives)	—	—	—	—	—	24,108	25,262	19,571	15,539	11,758
Straits Settlements	—	—	—	—	—	54,513	44,433	31,546	29,074	29,452
Hongkong	—	—	—	—	—	7,377	5,567	2,674	5,391	5,606
Canada— Via Atlantic Coast	—	—	—	—	—	6,975	588	—	297	2,507
" Pacific "	—	—	—	—	—	—	—	—	—	25
Commonwealth of Australia	—	—	—	—	—	26,004	5,871	3,222	1,152	2,012
Other British Possessions	—	—	—	—	—	2,274	2,722	5,329	4,819	1,625
TOTAL BRITISH EMPIRE	—	—	—	—	—	9,70,560	7,11,085	9,47,789	11,18,168	14,08,125
Finland	—	—	—	—	—	5,093	10,068	29,377	29,256	26,508
Estonia	—	—	—	—	—	25,377	24,242	11,152	15,942	32,691
Sweden	—	—	—	—	—	1,443	391	4,655	2,759	5,946
Norway	—	—	—	—	—	27,200	65,250	52,454	32,801	50,041
Poland (including Danzig)	—	—	—	—	—	50,623	23,773	62,120	91,343	96,340
Germany	—	—	—	—	—	2,99,633	3,39,106	1,69,544	1,27,776	1,24,572
Belgium	—	—	—	—	—	77,713	1,02,252	22,509	82,966	1,16,717
France	—	—	—	—	—	20,729	1,21,066	41,275	63,391	16,323
Italy (including Fiume)	—	—	—	—	—	28,020	54,247	94,922	1,52,644	1,51,224
Austria	—	—	—	—	—	21,737	11,912	12,226	19,203	11,341
Czechoslovakia	—	—	—	—	—	56,430	40,240	26,223	31,314	17,242
Yugo-Slavia (Kingdom of the Serbs, Croats and Slovenes)	—	—	—	—	—	6,363	1,003	—	941	299
Japan	—	—	—	—	—	56,326	1,07,535	1,16,650	62,560	1,07,716
China (exclusive of Hongkong and Macao)	—	—	—	—	—	6,150	5,926	5,711	6,019	4,902
United States of America— Via Atlantic Coast	—	—	—	—	—	1,65,745	69,223	62,560	76,676	1,35,005
" Pacific "	—	—	—	—	—	2,700	1,313	10,431	1,445	2,305
Other Foreign Countries	—	—	—	—	—	5,334	10,060	11,229	9,962	6,294
TOTAL FOREIGN COUNTRIES	—	—	—	—	—	10,40,161	10,52,767	7,40,724	8,97,928	9,19,304
Share of Bengal	—	—	—	—	—	2,47,102	2,45,006	2,69,932	4,02,336	4,40,009
" Bombay	—	—	—	—	—	2,42,623	2,52,079	2,47,722	2,39,922	2,54,659
" Sind	—	—	—	—	—	2,16,060	1,10,222	2,62,400	2,62,227	4,25,922
" Madras	—	—	—	—	—	3,22,894	4,42,426	2,96,111	3,96,512	3,26,622
" Burma	—	—	—	—	—	1,59,975	1,12,299	1,21,322	99,667	1,10,260
TOTAL	—	—	—	—	—	20,10,720	17,64,802	14,88,513	20,16,160	23,27,549

ARTICLES, AND COUNTRIES OF CONSIGNMENT; ALSO SHARE OF EACH PROVINCE	QUANTITY					VALUE				
	1931-32	1932-33	1933-34	1934-35	1935-36	1931-32	1932-33	1933-34	1934-35	1935-36
Gelatine (III. U)—										
United Kingdom (including Channel Islands)	Owts. 229	Owts. 183	Owts. 304	Owts. 135	Owts. 212	₹ 32,332	₹ 25,170	₹ 27,329	₹ 19,605	₹ 26,001
Commonwealth of Australia	83	31	78	6,672	2,226	6,458
Other British Possessions	1	31	41	2,344	12	..	11
TOTAL BRITISH EMPIRE	231	214	387	166	290	32,373	27,514	33,917	21,831	32,470
Germany	49	79	27	51	178	5,031	7,445	1,052	5,032	12,031
Belgium	107	51	173	68	167	2,175	7,478	14,049	5,356	11,307
France	131	136	87	35	35	11,361	15,200	10,404	3,146	2,178
Switzerland	216	264	103	8	..	20,327	25,453	9,447	826	..
Italy (including Trieste)	18	57	17	10	20	1,706	7,430	1,642	961	2,027
Japan	224	79	..	17	28	11,276	1,768	..	1,379	1,890
Other Foreign Countries	16	10	20	7	14	2,109	1,108	1,797	630	2,120
TOTAL FOREIGN COUNTRIES	761	706	427	196	442	60,135	65,992	39,291	17,135	23,523
Share of Bengal	171	130	126	69	129	12,994	11,196	10,121	5,124	16,422
" Bombay	573	493	310	48	70	46,356	43,459	28,704	5,927	5,231
" Sind	66	120	121	103	176	10,599	12,510	15,729	11,224	12,346
" Madras	96	102	114	120	253	10,849	11,622	11,759	10,719	21,602
" Burma	79	14	33	32	39	11,310	2,759	6,795	5,352	5,391
TOTAL	924	916	714	362	727	93,008	98,506	73,108	38,966	66,893
Glass and Glassware—										
England (III. B)—										
Hongkong	—	—	—	—	—	2,963	20,265	12,668	5	2,589
Other British Possessions	—	—	—	—	—	4,322	524	959	2,531	4,512
TOTAL BRITISH EMPIRE	—	—	—	—	—	7,285	20,789	13,627	2,536	7,101
Germany	—	—	—	—	—	82,006	30,430	43,912	37,117	1,38,030
Italy (including Trieste)	—	—	—	—	—	14,223	4,353	76	2,321	160
Austria	—	—	—	—	—	4,544	4,777	..	18,424	1,319
Czechoslovakia	—	—	—	—	—	17,29,397	16,24,636	12,89,796	12,14,228	11,54,563
Japan	—	—	—	—	—	15,07,862	22,33,214	13,28,554	17,71,069	12,62,757
China (excluding Hongkong and Macao)	—	—	—	—	—	1,05,467	57,998	47,471	59,394	64,201
Other Foreign Countries	—	—	—	—	—	..	2,226	1	950	3,703
TOTAL FOREIGN COUNTRIES	—	—	—	—	—	34,43,299	39,67,744	26,99,310	31,04,568	27,10,633
Share of Bengal	—	—	—	—	—	6,22,923	6,79,921	4,01,176	6,22,603	6,44,734
" Bombay	—	—	—	—	—	23,90,552	22,21,962	20,11,420	21,59,711	16,52,896
" Sind	—	—	—	—	—	5,622	4,366	5,065	14,009	15,843
" Madras	—	—	—	—	—	2,61,805	4,53,630	2,59,973	2,27,304	3,32,734
" Burma	—	—	—	—	—	10,469	22,994	34,301	22,869	22,873
TOTAL	—	—	—	—	—	34,51,100	39,88,583	27,13,437	31,07,092	27,18,735
Beads and Jales Pearls (III. B)—										
United Kingdom (including Channel Islands)	Owts. 25	Owts. 41	Owts. 92	Owts. 39	Owts. 19	₹ 9,205	₹ 7,647	₹ 12,478	₹ 10,541	₹ 7,417
Other British Possessions	2	7	12	7	13	2,004	1,934	1,076	1,012	1,103
TOTAL BRITISH EMPIRE	27	48	104	46	32	11,209	9,581	13,554	11,553	8,520

No. 10—continued

ARTICLES AND COUNTRIES OF CONSIGNMENT: ALSO SHARE OF EACH PROVINCE	QUANTITY					VALUE				
	1931-32	1932-33	1933-34	1934-35	1935-36	1931-32	1932-33	1933-34	1934-35	1935-36
Glass and Glassware—continued						R	R	R	R	R
<i>Beads and false Pearls (III. H)—continued</i>	Cwts.	Cwts.	Cwts.	Cwts.	Cwts.					
Germany	466	629	490	818	1,414	57,510	75,995	74,814	99,526	1,83,793
France	33	36	16	3	9	23,622	26,999	5,977	795	1,939
Spain	41	2	20	22	13	45,497	3,354	23,889	27,850	13,100
Italy (including Fiume)	4,908	3,211	3,137	4,788	4,641	1,85,334	1,70,936	1,80,857	2,00,343	2,33,133
Austria	128	376	280	528	133	17,325	49,525	33,374	48,332	12,007
Czechoslovakia	1,960	2,326	3,331	3,037	4,617	2,63,295	3,55,181	4,96,577	4,55,400	5,56,614
Japan	7,926	16,057	14,175	10,679	11,502	3,37,460	5,45,206	5,16,533	4,04,275	5,17,667
Other Foreign Countries	3	16	6	24	14	1,971	3,263	1,326	2,422	2,322
TOTAL FOREIGN COUNTRIES	15,470	22,653	21,455	20,499	22,343	9,32,123	12,30,959	13,33,647	12,93,943	15,21,079
<i>Share of Bengal</i>	<i>7,355</i>	<i>10,473</i>	<i>12,355</i>	<i>11,091</i>	<i>11,703</i>	<i>3,04,199</i>	<i>4,79,441</i>	<i>5,33,649</i>	<i>4,36,617</i>	<i>5,05,629</i>
" <i>Bombay</i>	<i>6,333</i>	<i>10,737</i>	<i>6,972</i>	<i>7,351</i>	<i>3,405</i>	<i>4,30,309</i>	<i>5,75,471</i>	<i>5,04,944</i>	<i>5,69,310</i>	<i>6,47,633</i>
" <i>Sind</i>	<i>365</i>	<i>444</i>	<i>546</i>	<i>799</i>	<i>674</i>	<i>69,493</i>	<i>64,476</i>	<i>1,03,323</i>	<i>1,14,035</i>	<i>1,21,150</i>
" <i>Madras</i>	<i>733</i>	<i>732</i>	<i>331</i>	<i>334</i>	<i>1,397</i>	<i>43,379</i>	<i>79,370</i>	<i>92,301</i>	<i>77,435</i>	<i>1,14,423</i>
" <i>Burma</i>	<i>272</i>	<i>265</i>	<i>334</i>	<i>470</i>	<i>296</i>	<i>35,312</i>	<i>41,543</i>	<i>37,532</i>	<i>63,059</i>	<i>49,693</i>
TOTAL	15,497	22,701	21,559	20,545	22,375	9,43,397	12,40,540	13,47,804	12,10,496	15,29,664
Bottles and Phials—										
<i>Soda water bottles (III. H)—</i>	Gross	Gross	Gross	Gross	Gross					
United Kingdom (including Channel Islands)	16,123	15,303	9,011	13,856	13,623	3,33,037	3,33,353	2,05,502	2,73,233	3,42,060
Other British Possessions	72	467	220	197	124	2,031	6,503	3,618	3,776	2,344
TOTAL BRITISH EMPIRE	16,200	16,270	9,231	14,053	13,747	3,35,118	3,44,861	2,10,120	2,82,059	3,44,404
Sweden	2,103	333	100	114	417	35,594	7,014	2,000	1,772	4,393
Germany	17,247	10,057	6,033	10,595	11,367	4,50,116	2,50,050	1,63,070	2,29,636	2,33,901
Netherlands	50	"	770	"	2	666	"	16,973	"	42
Czechoslovakia	353	120	"	276	"	21,410	3,369	"	6,373	"
Japan	1,636	1,237	1,902	2,651	19,567	34,547	29,993	29,154	47,467	2,25,715
Other Foreign Countries	54	53	149	40	27	1,795	1,436	2,743	393	479
TOTAL FOREIGN COUNTRIES	22,103	12,450	8,954	13,676	31,390	5,44,123	2,91,916	2,13,945	2,85,845	4,63,035
<i>Share of Bengal</i>	<i>6,311</i>	<i>4,503</i>	<i>2,342</i>	<i>2,300</i>	<i>4,065</i>	<i>1,35,123</i>	<i>1,04,304</i>	<i>49,055</i>	<i>44,692</i>	<i>75,503</i>
" <i>Bombay</i>	<i>15,924</i>	<i>10,173</i>	<i>7,533</i>	<i>10,416</i>	<i>11,533</i>	<i>3,61,653</i>	<i>2,35,136</i>	<i>1,77,401</i>	<i>2,43,797</i>	<i>2,35,233</i>
" <i>Sind</i>	<i>3,339</i>	<i>4,144</i>	<i>4,671</i>	<i>3,043</i>	<i>17,732</i>	<i>3,21,665</i>	<i>36,239</i>	<i>1,01,111</i>	<i>1,47,672</i>	<i>2,73,791</i>
" <i>Madras</i>	<i>3,100</i>	<i>7,724</i>	<i>2,423</i>	<i>3,966</i>	<i>12,395</i>	<i>1,22,331</i>	<i>1,63,317</i>	<i>63,469</i>	<i>30,756</i>	<i>1,55,933</i>
" <i>Burma</i>	<i>3,079</i>	<i>2,166</i>	<i>1,511</i>	<i>3,099</i>	<i>3,352</i>	<i>57,974</i>	<i>41,731</i>	<i>23,029</i>	<i>50,937</i>	<i>63,914</i>
TOTAL	33,303	23,720	13,465	27,720	50,127	9,29,243	6,36,777	4,24,035	5,37,904	6,12,439
Others (III. H)—	Gross	Gross	Gross	Gross	Gross					
United Kingdom (including Channel Islands)	16,129	13,730	13,075	21,390	20,103	34,036	1,01,352	92,916	1,41,307	1,33,339
Ceylon (excluding Maldives)	1,337	1,324	2,472	2,477	3,996	9,533	3,401	10,200	11,123	17,397
Straits Settlements	6,912	14,223	12,123	14,204	12,321	36,137	49,539	45,133	41,342	34,074
Other British Possessions	470	490	1,307	1,995	2,101	1,632	2,233	3,217	3,406	2,414
TOTAL BRITISH EMPIRE	25,348	30,317	30,077	40,566	47,521	1,31,393	1,63,580	1,51,510	1,93,243	1,92,774
Sweden	1,933	6,933	14,479	14,311	15,527	23,909	74,914	1,77,631	1,79,941	1,73,634
Germany	61,156	59,293	49,943	91,056	65,345	4,30,950	3,73,799	3,27,317	3,41,312	4,53,601
Belgium	150	355	103	566	273	2,693	1,914	1,375	9,265	4,047
France	767	120	143	430	343	4,499	2,573	2,523	5,413	5,049
Czechoslovakia	1,014	636	1,229	350	1,130	3,337	10,375	12,421	3,235	16,965
Japan	329,314	631,953	670,151	670,341	854,754	3,14,939	11,64,523	9,97,133	11,57,466	13,52,424
United States of America— Via Atlantic Coast	2,304	1,037	1,273	1,594	2,141	9,321	11,735	10,474	7,002	3,059
" <i>Pacific</i>	2	"	1	3	1	40	"	2	13	11
Other Foreign Countries	339	316	433	1,720	1,439	2,739	4,633	4,645	7,093	3,037
TOTAL FOREIGN COUNTRIES	397,243	730,731	737,320	761,401	941,913	13,47,932	16,45,036	15,34,124	17,16,160	20,13,213

GENERAL IMPORTS

(132)

No. 10—continued

ARTICLES, AND COUNTRIES OF CONSIGNMENT; ALSO SHARE OF EACH PROVINCE	QUANTITY					VALUE				
	1931-32	1932-33	1933-34	1934-35	1935-36	1931-32	1932-33	1933-34	1934-35	1935-36
Glass and Glassware—continued						R	R	R	R	R
<i>Bottles and Phials—continued</i>										
Others (III. H)—continued	Gross	Gross	Gross	Gross	Gross					
Share of Bengal	293,868	321,726	290,092	275,671	416,705	6,70,832	6,31,813	6,26,012	6,01,968	8,60,919
" Bombay	147,962	338,718	284,781	295,166	301,753	4,94,781	7,36,661	6,11,923	6,19,372	6,32,026
" Sind	22,007	44,105	95,140	97,728	135,671	2,21,445	2,02,453	2,02,172	2,91,023	4,06,804
" Madras	22,664	34,454	60,382	84,343	73,445	1,30,362	1,46,302	1,79,686	2,22,507	2,02,426
" Burma	20,117	42,026	37,831	49,029	61,867	62,865	21,287	65,229	27,504	1,02,048
TOTAL	422,598	781,098	767,897	801,967	989,439	14,79,875	18,02,616	16,85,640	19,14,408	22,10,992
Total Bottles and Phials—	Gross	Gross	Gross	Gross	Gross					
United Kingdom (including Channel Islands)	32,257	29,538	23,286	26,746	47,729	4,07,728	4,39,710	2,99,418	4,20,150	4,80,449
Ceylon (excluding Maldives)	1,840	1,914	2,481	2,483	4,000	9,685	8,994	10,288	11,285	17,956
Straits Settlements	6,953	14,408	12,127	14,204	12,848	27,241	49,042	45,200	41,642	34,614
Hongkong	322	486	1,877	2,029	2,128	994	4,054	5,871	6,964	4,020
Other British Possessions	175	196	127	157	0	1,412	1,641	799	1,061	140
TOTAL BRITISH EMPIRE	41,648	46,637	39,908	54,610	66,265	5,17,011	5,08,441	3,61,626	4,80,902	5,97,178
Sweden	4,061	7,301	14,579	14,925	15,944	59,502	81,928	1,79,681	1,81,712	1,78,222
Germany	78,502	69,953	65,981	101,661	77,212	9,21,066	6,22,849	4,90,287	5,71,642	6,90,502
Netherlands	186	56	1,009	272	422	1,966	827	19,949	2,884	1,227
Belgium	181	257	240	601	278	2,272	1,951	4,124	9,520	4,047
France	167	120	142	420	242	4,499	2,572	2,527	5,412	6,040
Czechoslovakia	1,272	806	1,229	1,156	1,120	20,247	14,244	12,421	14,612	16,966
Japan	321,500	682,240	671,752	652,992	874,291	2,49,428	11,04,226	10,26,227	12,04,922	15,72,129
United States of America—										
Via Atlantic Coast	2,604	1,027	1,274	1,594	2,141	9,221	11,726	10,492	7,002	2,059
" Pacific "	3	..	1	2	1	64	..	2	12	11
Other Foreign Countries	225	211	265	1,452	1,026	2,680	5,209	2,089	4,240	2,271
TOTAL FOREIGN COUNTRIES	419,251	768,221	746,474	775,077	972,292	12,92,110	19,26,952	17,48,069	20,02,005	24,26,262
Share of Bengal	210,667	226,202	222,224	227,271	420,779	7,26,752	7,26,617	6,78,067	6,46,669	9,26,227
" Bombay	161,276	342,296	292,294	305,222	212,222	2,56,222	2,70,222	2,22,222	2,54,222	2,67,222
" Sind	27,222	42,222	92,222	102,222	122,222	4,22,222	2,22,222	2,22,222	2,22,222	2,22,222
" Madras	27,222	42,222	62,222	82,222	22,222	2,22,222	2,22,222	2,22,222	2,22,222	2,22,222
" Burma	22,222	42,222	22,222	22,222	22,222	1,22,222	1,22,222	22,222	1,22,222	1,22,222
TOTAL	460,222	802,222	786,222	820,222	1,022,222	24,02,222	24,40,222	21,02,222	24,22,222	29,22,222
<i>mirrors, globes and glass parts of lamps (III. H)—</i>										
United Kingdom (including Channel Islands)	—	—	—	—	—	22,122	22,722	20,222	19,222	17,222
Other British Possessions	—	—	—	—	—	644	820	1,122	66	222
TOTAL BRITISH EMPIRE	—	—	—	—	—	22,722	22,522	22,042	19,422	17,522
Germany	—	—	—	—	—	2,42,222	2,62,222	2,20,222	2,62,222	2,72,222
Belgium	—	—	—	—	—	44,222	24,222	16,222	12,222	14,222
Italy (including Finme)	—	—	—	—	—	7,222	2,222	1,222	5,222	2,422
Austria	—	—	—	—	—	62,222	61,222	76,222	1,00,222	52,222
Czechoslovakia	—	—	—	—	—	1,12,222	94,222	24,222	47,222	70,222
Japan	—	—	—	—	—	62,222	97,222	1,05,222	1,05,222	1,22,222
United States of America—										
Via Atlantic Coast	—	—	—	—	—	65,222	2,667	19,222	16,222	20,222
" Pacific "	—	—	—	—	—	2
Other Foreign Countries	—	—	—	—	—	6,222	1,222	6,222	5,222	2,222
TOTAL FOREIGN COUNTRIES	—	—	—	—	—	7,10,222	6,42,222	4,82,222	5,52,222	5,80,222

No. 10—continued

ARTICLES, AND COUNTRIES OF CONSIGNMENT; ALSO SHARE OF EACH PROVINCE	QUANTITY					VALUE				
	1931-32	1932-33	1933-34	1934-35	1935-36	1931-32	1932-33	1933-34	1934-35	1935-36
Glass and Glassware—continued						R	R	R	R	R
<i>Funnels, globes and glass parts of lamps (III. H)</i> —continued										
Share of Bengal	—	—	—	—	—	1,51,041	1,05,059	79,494	37,997	1,22,455
“ Bombay	—	—	—	—	—	2,45,452	2,14,262	1,73,951	2,33,678	2,44,105
“ Sind	—	—	—	—	—	75,479	78,474	67,152	72,817	72,706
“ Madras	—	—	—	—	—	2,25,340	1,94,785	1,20,784	95,213	90,837
“ Burma	—	—	—	—	—	52,453	74,840	63,413	72,265	67,112
TOTAL	—	—	—	—	—	7,49,770	6,07,411	5,04,704	5,71,909	5,98,225
Scientific glassware (III. H)										
United Kingdom (including Channel Islands)	—	—	—	—	—	30,177	35,985	37,731	31,639	18,900
Other British Possessions	—	—	—	—	—	135	..	123	23	36
TOTAL BRITISH EMPIRE	—	—	—	—	—	30,312	35,985	37,854	31,667	18,936
Germany	—	—	—	—	—	73,405	85,351	61,342	43,539	39,010
Japan	—	—	—	—	—	3,123	12,303	14,177	14,337	12,035
Other Foreign Countries	—	—	—	—	—	6,751	4,574	2,232	2,232	2,255
TOTAL FOREIGN COUNTRIES	—	—	—	—	—	83,279	1,02,228	77,751	60,111	53,300
Share of Bengal	—	—	—	—	—	13,096	21,633	7,236	7,954	3,419
“ Bombay	—	—	—	—	—	24,670	43,933	54,353	37,734	25,071
“ Sind	—	—	—	—	—	37,679	36,315	10,731	137	..
“ Madras	—	—	—	—	—	32,146	35,798	37,510	50,073	35,931
“ Burma	—	—	—	—	—	11,000	9,936	5,225	6,433	7,565
TOTAL	—	—	—	—	—	1,18,591	1,38,316	1,15,655	92,325	71,036
Sheet and Plate (III. H)—	Sqr. feet	Sqr. feet	Sqr. feet	Sqr. feet	Sqr. feet					
United Kingdom (including Channel Islands)	912,721	943,233	794,593	777,321	710,166	3,30,328	3,05,617	2,80,670	3,14,922	3,02,331
Other British Possessions	1,023	1,095	3	53,300	6,502	523	192	6	2,230	524
TOTAL BRITISH EMPIRE	913,743	944,328	794,596	831,621	716,668	3,30,851	3,05,809	2,80,676	3,17,202	3,02,855
Germany	333,572	268,291	706,362	461,332	1,277,637	1,12,570	1,44,335	79,156	95,232	1,63,346
Netherlands	93,573	101,271	197,132	9,431	23,541	1,03,355	1,13,842	30,719	12,037	27,236
Belgium	10,546,904	11,504,194	6,336,735	9,223,843	13,741,674	11,51,302	13,77,367	9,90,133	11,69,372	13,93,766
France	92,316	130,352	212,703	12,296	27,997	25,332	20,201	23,343	3,344	3,755
Czechoslovakia	1,054,952	633,344	997,213	663,049	1,645,192	1,30,362	1,12,767	1,09,140	60,569	1,03,920
Japan	2,193,300	4,277,660	10,249,200	13,541,735	13,479,366	1,15,653	2,35,395	5,53,353	6,33,095	5,22,542
Other Foreign Countries	314	4,300	46,035	15,542	973	170	973	2,211	4,633	733
TOTAL FOREIGN COUNTRIES	14,333,331	17,676,172	18,745,540	23,932,333	30,201,335	16,41,334	20,05,432	18,43,610	20,50,367	21,30,301
Share of Bengal	6,349,737	5,196,993	6,337,132	7,337,051	10,640,325	4,54,396	5,35,159	5,62,623	6,13,353	6,44,331
“ Bombay	5,066,536	6,309,513	5,336,135	7,154,023	3,455,395	7,19,432	3,49,303	7,30,446	3,31,927	3,52,330
“ Sind	2,123,307	1,673,425	2,046,231	3,144,541	3,393,672	2,96,321	2,34,317	2,39,925	3,41,334	3,65,033
“ Madras	3,033,306	3,350,533	3,331,337	5,022,491	5,437,137	3,13,019	4,13,050	3,79,313	4,33,753	3,35,933
“ Burma	1,313,333	1,639,121	1,453,741	1,605,343	2,436,474	1,33,332	2,34,513	1,62,474	1,43,134	1,35,643
TOTAL (Sqr. feet —cwt.)	15,746,674 —137,043	18,619,550 —216,355	19,540,136 —230,703	24,763,954 —273,654	30,918,053 —337,210	19,72,300	23,11,241	21,24,236	23,63,069	24,33,206
Tableware including decanters, tumblers, etc. (III. H)—										
United Kingdom (including Channel Islands)	—	—	—	—	—	63,771	32,603	33,369	47,233	30,332
Other British Possessions	—	—	—	—	—	1,333	150	1,040	30	294
TOTAL BRITISH EMPIRE	—	—	—	—	—	70,104	32,753	34,409	47,263	30,626

ARTICLES, AND COUNTRIES OF CONSIGNMENT; ALSO SHARE OF EACH PROVINCE	QUANTITY					VALUE				
	1931-32	1932-33	1933-34	1934-35	1935-36	1931-32	1932-33	1933-34	1934-35	1935-36
						R	R	R	R	R
Glass and Glassware—continued										
Tableware including decanters, tumblers, etc. (III. H)— continued										
Sweden	—	—	—	—	—	2,139	2,432	5,170	2,975	1,873
Germany	—	—	—	—	—	72,872	42,600	30,236	23,133	23,645
Belgium	—	—	—	—	—	37,336	24,712	16,205	11,746	9,767
France	—	—	—	—	—	15,211	417	238	1,559	..
Italy (including Fiume)	—	—	—	—	—	3,543	7,057	16,064	63	1,536
Austria	—	—	—	—	—	4,857	504	2,059	1,131	5,426
Czechoslovakia	—	—	—	—	—	20,505	9,034	8,761	13,694	5,347
Japan	—	—	—	—	—	3,43,639	4,17,734	4,06,135	4,44,461	2,76,063
China (exclusive of Hongkong and Macao)	—	—	—	—	—	227	6,043	5
Other Foreign Countries	—	—	—	—	—	5,621	2,446	4,149	1,933	2,225
TOTAL FOREIGN COUNTRIES	—	—	—	—	—	5,19,923	5,06,936	4,61,133	5,06,833	4,25,892
Share of Bengal	—	—	—	—	—	42,039	32,427	43,023	55,354	45,633
.. Bombay	—	—	—	—	—	2,01,162	1,67,939	1,36,323	1,49,920	1,15,065
.. Sind	—	—	—	—	—	1,32,935	94,132	1,43,431	1,01,335	74,704
.. Madras	—	—	—	—	—	54,429	93,060	46,803	76,023	51,649
.. Burma	—	—	—	—	—	99,397	1,63,093	1,45,303	1,71,567	1,70,272
TOTAL	—	—	—	—	—	5,90,662	5,39,694	5,25,842	5,64,204	4,56,313
Other Glassware (III. H)—										
United Kingdom (including Channel Islands)	—	—	—	—	—	3,77,935	3,56,613	4,00,312	3,39,706	4,29,053
Ceylon (excluding Maldives)	—	—	—	—	—	7,967	3,155	1,166	1,067	2,340
Straits Settlements	—	—	—	—	—	10,141	6,974	4,253	2,191	2,041
Hongkong	—	—	—	—	—	3,166	3,620	2,247	2,115	6,353
Other British Possessions	—	—	—	—	—	1,255	324	1,232	1,119	173
TOTAL BRITISH EMPIRE	—	—	—	—	—	4,00,514	3,71,186	4,09,710	3,96,193	4,40,459
Sweden	—	—	—	—	—	1,530	5,944	7,699	8,949	14,431
Germany	—	—	—	—	—	3,61,762	4,10,569	3,43,839	2,64,643	3,37,936
Netherlands	—	—	—	—	—	1,799	1,955	3,145	6,720	43,961
Belgium	—	—	—	—	—	32,776	75,053	47,434	50,034	34,526
France	—	—	—	—	—	27,962	53,932	37,159	27,816	18,033
Switzerland	—	—	—	—	—	16,141	11,054	395	1,575	4,661
Italy (including Fiume)	—	—	—	—	—	37,844	23,345	23,995	24,790	16,237
Austria	—	—	—	—	—	18,494	37,373	43,224	40,419	31,451
Czechoslovakia	—	—	—	—	—	42,471	63,516	63,713	95,794	1,07,310
Japan	—	—	—	—	—	9,65,135	13,03,447	17,39,539	16,19,533	20,35,942
China (exclusive of Hongkong and Macao)	—	—	—	—	—	7,609	13,027	13,430	11,790	16,101
United States of America— Via Atlantic Coast	—	—	—	—	—	45,392	34,907	29,007	20,301	13,397
.. Pacific	—	—	—	—	—	42	125	244	445	985
Other Foreign Countries	—	—	—	—	—	2,347	463	9,693	955	2,985
TOTAL FOREIGN COUNTRIES	—	—	—	—	—	15,61,354	25,49,710	23,63,511	23,73,769	26,07,351
Share of Bengal	—	—	—	—	—	9,23,323	12,27,050	13,17,035	12,21,069	14,35,207
.. Bombay	—	—	—	—	—	7,49,137	13,34,757	19,34,400	19,64,032	19,46,420
.. Sind	—	—	—	—	—	93,530	39,464	1,12,013	1,44,397	1,36,072
.. Madras	—	—	—	—	—	1,53,159	1,93,349	1,71,726	2,33,411	3,11,055
.. Burma	—	—	—	—	—	41,037	70,776	36,992	56,553	79,033
TOTAL	—	—	—	—	—	19,62,363	29,20,396	27,72,221	27,69,907	31,07,310
Total value of Glass and Glassware—										
United Kingdom (including Channel Islands)	—	—	—	—	—	13,20,522	12,00,061	10,30,034	12,35,178	12,36,292
Ceylon (excluding Maldives)	—	—	—	—	—	19,752	13,235	12,067	12,753	21,053
Straits Settlements	—	—	—	—	—	43,794	55,730	51,162	45,991	41,113
Hongkong	—	—	—	—	—	3,051	29,321	21,399	19,934	15,010

No. 10—continued

ARTICLES, AND COUNTRIES OF CONSIGNMENT; ALSO SHARE OF EACH PROVINCE	QUANTITY					VALUE				
	1931-32	1932-33	1933-34	1934-35	1935-36	1931-32	1932-33	1933-34	1934-35	1935-36
						R	R	R	R	R
<i>Glass and Glassware—continued</i>										
<i>Total value of Glass and Glassware—continued</i>										
Other British Possessions	—	—	—	—	—	4,140	2,899	2,963	2,327	877
TOTAL BRITISH EMPIRE	—	—	—	—	—	14,01,249	13,03,136	11,74,115	13,06,313	13,64,360
Sweden	—	—	—	—	—	68,272	99,370	1,33,152	1,95,205	1,95,724
Norway	—	—	—	—	—	328	364	263	5,154	1,268
Germany	—	—	—	—	—	20,38,872	17,72,119	13,44,288	13,93,592	13,46,305
Netherlands	—	—	—	—	—	1,10,259	1,19,010	1,16,151	23,557	74,743
Belgium	—	—	—	—	—	12,69,116	15,03,159	10,74,966	12,54,893	13,66,604
France	—	—	—	—	—	99,459	1,06,958	64,592	40,998	35,459
Spain	—	—	—	—	—	45,497	8,854	27,397	33,501	13,404
Switzerland	—	—	—	—	—	16,171	12,326	410	1,575	6,095
Italy (including Fiume)	—	—	—	—	—	2,48,045	2,17,263	2,29,917	2,94,623	2,54,564
Austria	—	—	—	—	—	1,07,753	1,55,337	1,57,300	2,09,750	1,03,033
Czechoslovakia	—	—	—	—	—	23,46,201	22,39,656	19,95,454	19,21,773	20,15,393
Japan	—	—	—	—	—	42,01,033	65,45,239	57,01,065	64,49,278	65,17,571
China (exclusive of Hongkong and Macao)	—	—	—	—	—	1,15,137	71,238	64,353	80,030	30,923
United States of America— Via Atlantic Coast	—	—	—	—	—	1,28,297	52,736	60,190	45,335	54,343
“ Pacific ”	—	—	—	—	—	546	155	252	473	1,004
Other Foreign Countries	—	—	—	—	—	9,169	3,906	9,645	4,533	5,933
TOTAL FOREIGN COUNTRIES	—	—	—	—	—	1,07,95,960	1,29,43,790	1,10,39,329	1,19,50,123	1,25,75,575
<i>Share of Bengal</i>	—	—	—	—	—	33,73,337	33,07,404	35,79,493	37,51,113	44,37,741
“ Bombay ”	—	—	—	—	—	55,63,793	69,73,307	54,94,676	53,90,471	54,50,335
“ Sind ”	—	—	—	—	—	71,69,260	9,47,323	11,41,539	13,37,393	15,21,363
“ Madras ”	—	—	—	—	—	14,41,360	17,33,959	13,57,555	16,07,523	17,37,043
“ Burma ”	—	—	—	—	—	5,45,244	7,29,970	6,49,253	6,79,411	7,43,375
TOTAL	—	—	—	—	—	1,21,97,209	1,42,46,926	1,22,13,444	1,32,56,436	1,39,39,925
GLASS (III U)—	Cwts.	Cwts.	Cwts.	Cwts.	Cwts.					
United Kingdom (including Channel Islands)	5,821	4,843	4,442	4,475	7,490	1,25,319	1,01,016	96,018	90,010	1,49,226
Other British Possessions	77	119	94	315	30	3,255	451	2,551	5,463	1,006
TOTAL BRITISH EMPIRE	5,898	4,962	4,536	4,790	7,490	1,29,034	1,01,467	98,569	95,473	1,50,232
U. S. S. R.—										
Northern	268	223	660	371	—	6,201	3,819	10,177	5,464	—
Southern	25	30	129	—	—	646	603	2,325	—	—
Sweden	260	1,233	1,909	1,393	1,210	11,943	20,375	54,512	33,170	23,233
Germany	3,462	3,312	3,040	337	290	77,935	63,330	54,693	16,647	10,107
Netherlands	656	409	353	187	241	26,964	12,332	3,223	4,157	4,333
Belgium	4,303	2,783	2,351	2,260	2,201	2,28,121	1,46,274	1,36,119	99,973	89,996
France	70	156	200	81	240	2,643	4,319	7,996	3,913	7,675
Italy (including Fiume)	66	—	53	390	346	2,330	2	1,537	6,370	5,600
Austria	10	53	263	933	751	245	1,023	5,556	14,436	11,691
Hungary	—	255	330	1,740	2,923	—	0,150	6,370	26,533	42,539
Yugo-Slavia (Kingdom of the Serbs, Croats and Slovenes)	136	—	—	120	1,169	4,069	—	—	1,949	18,012
Japan	2,537	4,060	4,360	2,249	3,140	1,16,337	1,27,350	1,32,133	61,532	92,499
China (exclusive of Hongkong and Macao)	141	146	50	212	300	4,735	4,922	1,536	5,333	7,723
United States of America— Via Atlantic Coast	453	23	306	45	73	10,079	7,247	9,336	3,273	6,422
“ Pacific ”	—	—	—	—	—	—	—	50	—	—
Other Foreign Countries	213	65	200	130	236	5,462	1,762	4,651	3,259	3,750
TOTAL FOREIGN COUNTRIES	13,105	12,773	15,073	11,514	13,126	4,97,679	4,10,301	4,36,174	2,36,499	3,23,620

GENERAL IMPORTS

No. 10—continued

ARTICLES, AND COUNTRIES OF CONSIGNMENT; ALSO SHARE OF EACH PROVINCE	QUANTITY					VALUE				
	1931-32	1932-33	1933-34	1934-35	1935-36	1931-32	1932-33	1933-34	1934-35	1935-36
GLUE (III. U)—continued	Owts.	Owts.	Owts.	Owts.	Owts.	₹	₹	₹	₹	₹
Share of Bengal	5,354	4,327	5,298	5,352	5,324	2,24,625	1,73,277	1,84,694	1,04,574	1,52,922
" Bombay	7,655	5,776	8,496	6,874	7,147	2,04,244	1,44,926	1,91,031	1,39,219	1,46,206
" Sind	323	1,660	1,330	1,600	2,319	19,807	33,320	24,209	27,557	40,335
" Madras	2,712	3,044	2,947	5,123	3,344	89,952	94,899	87,161	67,989	70,730
" Burma	1,248	2,222	1,590	1,222	2,172	72,235	64,730	47,452	42,602	52,959
TOTAL	19,008	17,180	19,609	16,304	20,616	6,26,768	5,11,768	5,34,748	2,81,977	4,78,862
Grain, Pulse and Flour—Barley (I. O)—	Tons	Tons	Tons	Tons	Tons					
Hongkong	61	7,867	865	368	271	232
Other British Possessions	9	..	2	244	201	947	207	160
TOTAL BRITISH EMPIRE	61	..	9	..	2	7,611	566	1,310	478	392
Iraq	4,427	221	2,240	4,24,207	1,02,698	2,17,672
Iran	6	..	117	..	1,615	820	..	9,150	..	1,58,220
Other Foreign Countries	12	11	11	10	28	1,502	1,621	1,526	1,524	4,045
TOTAL FOREIGN COUNTRIES	19	11	4,615	221	3,883	2,322	1,621	4,45,483	1,04,222	2,79,937
Share of Bengal	20	..	2	..	2	2,722	..	242	..	52
" Bombay	2	2,222	221	2,756	..	542	2,22,222	1,04,222	2,70,222
" Sind	2	242	..	221	27	1,122	22,222	..	2,221
" Madras	2	20	222	2	..
" Burma	1	1,114	212	242	271	240
TOTAL	20	11	4,024	221	3,885	9,044	2,247	4,46,702	1,04,760	2,60,222
Beans (dry) (I. O)—	Tons	Tons	Tons	Tons	Tons					
Aden and Dependencies	22	19	5,424	2,024
Ceylon (excluding Maldives)	551	75	..	2	2	52,214	9,222	..	[516	202
Straits Settlements	125	66	160	122	121	25,012	9,724	19,024	19,222	12,442
Hongkong	1,752	912	422	500	220	2,62,242	1,50,642	22,222	74,547	47,210
Other British Possessions	9	4	11	6	9	4,200	2,772	2,022	1,204	2,222
TOTAL BRITISH EMPIRE	2,520	1,076	649	621	222	2,52,022	1,72,550	1,02,215	96,692	69,222
Iraq	421	240	72	110	7	52,147	52,222	14,572	22,714	1,272
Java	612	122	122	69,274	12,122	12,209
French Indo-China	122	11,020
China (excluding of Hongkong and Macao)	2,572	794	112	92	194	2,22,492	1,12,124	12,222	2,221	22,221
Portuguese East Africa	16	45	10	22	..	2,124	7,000	1,650	2,222	72
Other Foreign Countries	20	22	22	2	..	4,977	4,521	9,212	1,279	479
TOTAL FOREIGN COUNTRIES	3,622	1,327	551	221	201	4,52,227	1,90,252	61,742	22,219	24,710
Share of Bengal	42	102	6	20	167	7,222	11,272	1,012	7,227
" Bombay	4,112	1,620	242	127	12	5,61,762	2,42,564	27,642	24,222	4,522
" Sind	22	2	4	20	2	2,220	1,202	1,512	2,727	227
" Madras	1,200	274	222	2	2	1,40,002	22,097	22,409	220	122
" Burma	519	419	452	671	512	1,00,662	22,227	24,112	22,222	21,162
TOTAL	6,222	2,402	1,200	612	522	8,02,422	2,65,202	1,69,662	1,22,612	64,622
Gram (I. O)—	Tons	Tons	Tons	Tons	Tons					
TOTAL BRITISH EMPIRE	16	29	10	6	14	1,201	2,224	1,122	596	1,222
Iraq	12	104	102	1,122	11,097	14,014
Other Foreign Countries	22	72	22	1,672	24	2
TOTAL FOREIGN COUNTRIES	27	104	102	72	22	2,797	12,021	14,014

No. 10—continued

ARTICLES, AND COUNTRIES OF CONSIGNMENT; ALSO SHARE OF EACH PROVINCE	QUANTITY					VALUE				
	1931-32	1932-33	1933-34	1934-35	1935-36	1931-32	1932-33	1933-34	1934-35	1935-36
Grain, Pulse and Flour—continued										
<i>Gram (I. O)—continued</i>	Tons	Tons	Tons	Tons	Tons					
Share of Bengal	30	35	..	4	..	2,936	2,750	..	435
" Bombay	18	78	62	72	52	1,147	2,419	10,246
" Sind	38	42	2,602	3,366
" Madras	16	9	..	6	3	1,377	918	4	551	293
" Burma	11	14	..	19	45	1,030
TOTAL	16	39	37	110	122	1,463	3,946	3,920	12,617	15,375
Java and Borneo (I. O)—										
Aden and Dependencies	38	5,620
Other British Possessions	1	100	4
TOTAL BRITISH EMPIRE	..	1	38	100	5,624
Iraq	7	73	70	707	196	700	7,900	57,189	65,801	15,703
Other Foreign Countries	35	16	2,820
TOTAL FOREIGN COUNTRIES	7	73	70	707	231	716	7,900	57,189	65,801	18,523
Share of Bombay	7	74	95	390	64	716	8,000	9,224	40,354	5,780
" Sind	643	377	167	53,659	25,447	12,743
TOTAL	7	74	738	767	231	716	8,000	62,813	65,801	18,523
Pulse (I. O)—										
Aden and Dependencies	486	105	240	16	3	70,080	10,812	29,679	1,395	380
Bahrain Islands	5	..	82	3	..	799	..	12,009	576	..
Ceylon (excluding Maldives)	616	170	543	510	50	66,937	16,237	50,101	43,095	9,192
Straits Settlements	323	117	93	116	107	43,445	17,422	11,961	14,243	16,144
Hongkong	1,216	590	546	692	187	1,49,661	79,589	55,990	1,09,254	24,461
Commonwealth of Australia	169	84	128	117	147	26,888	22,557	31,940	22,228	28,209
Other British Possessions	6	27	15	34	25	1,485	3,775	4,154	5,825	5,087
TOTAL BRITISH EMPIRE	2,821	1,093	1,647	1,688	519	3,59,281	1,50,392	1,95,934	1,96,616	88,473
Iraq	6,153	2,189	5,851	5,769	4,964	7,50,827	2,77,148	6,41,666	7,36,045	5,40,728
Iran	33	51	38	19	20	2,816	5,109	4,536	3,915	2,354
Java	210	1	250	103	42	28,051	362	22,988	12,600	4,970
Siam	48	1,129	54	4,834	93,247	5,025
French Indo-China	113	236	9,480	20,280	..
China (excluding of Hongkong and Macao)	1,806	1,452	3,170	1,763	2,235	2,16,888	1,90,144	3,77,293	1,93,891	2,33,100
Other Foreign Countries	15	4	91	55	64	2,286	932	11,667	6,813	8,346
TOTAL FOREIGN COUNTRIES	8,207	3,697	9,661	9,666	7,379	10,00,890	4,82,690	10,72,364	10,66,794	8,45,123

ARTICLES, AND COUNTRIES OF CONSIGNMENT; ALSO SHARE OF EACH PROVINCE	QUANTITY					VALUE				
	1931-32	1932-33	1933-34	1934-35	1935-36	1931-32	1932-33	1933-34	1934-35	1935-36
Grain, Pulse and Flour—continued										
Pulse (I. C)—continued	Tons	Tons	Tons	Tons	Tons					
Share of Bengal	236	380	222	75	69	1,30,762	46,340	33,975	11,329	12,407
" Bombay	6,698	2,777	6,952	2,422	6,803	7,52,750	3,54,272	3,21,662	3,66,360	7,03,256
" Sind	2,069	1,367	2,372	2,093	1,794	2,77,315	1,68,051	2,26,920	2,02,225	1,80,221
" Madras	214	126	1,027	2,025	149	92,122	19,246	26,542	1,72,201	20,072
" Burma	111	20	25	79	23	15,651	13,266	2,022	2,205	11,204
TOTAL	11,028	4,790	10,708	10,754	7,898	12,60,111	5,32,022	12,62,198	12,62,410	9,22,596
Rice in the husk (I. C)—	Tons	Tons	Tons	Tons	Tons					
Total British Empire	12	10	2	9	2	614	660	224	626	112
Siam	1	2,101	29,549	22,261	..	30	1,65,126	20,05,982	12,31,112
French Indo-China	9,030	..	1,272	71,575	97,375	5,70,267	..	52,762	25,29,222	57,25,009
Other Foreign Countries	2	155	7	172
TOTAL FOREIGN COUNTRIES	9,030	1	4,372	111,124	119,729	5,70,422	37	2,22,054	25,29,222	70,66,299
Share of Bengal	11,242	10,019	6,02,176	5,44,029
" Bombay	155	7	10	..	16
" Madras	9,042	10	4,221	99,220	129,712	5,79,221	660	2,24,162	20,27,220	65,22,212
" Burma	1	30
TOTAL	9,042	11	4,221	111,122	119,721	5,71,022	697	2,24,172	26,29,222	70,66,417
Rice not in the husk (I. C)—	Tons	Tons	Tons	Tons	Tons					
Straits Settlements	104	72	40	24	6	11,259	6,522	4,222	2,221	572
Other British Possessions	22	12	10	11	4	4,240	2,222	1,520	1,222	422
TOTAL BRITISH EMPIRE	122	80	50	35	10	15,229	9,410	5,979	4,222	1,027
Siam	2,202	14,222	54,222	242,222	22,217	2,74,222	12,44,222	20,02,222	1,22,10,404	61,11,275
French Indo-China	12,244	20,210	25,015	22,242	7,422	10,70,222	12,22,222	15,20,124	24,22,222	5,22,441
Japan	277	107	4,224	2,022	65	62,222	15,727	2,00,222	1,21,712	12,724
China (exclusive of Hong-kong and Macao)	1,222	..	2	1	..	1,22,122	49	222	122	97
Other Foreign Countries	25	7	20	6	2	4,222	1,227	5,222	1,022	522
TOTAL FOREIGN COUNTRIES	17,204	25,220	22,274	222,222	22,222	16,04,122	21,00,277	22,02,224	1,27,02,222	67,10,220
Share of Bengal	44	16	721	10,222	122	2,022	2,422	24,222	6,22,222	12,222
" Bombay	520	27	5,222	2,222	17,012	61,212	10,242	2,21,401	2,44,222	16,02,242
" Sind	2	212	42	222	222	422
" Madras	17,201	25,412	27,222	222,422	72,222	15,47,222	20,22,224	44,72,122	1,72,22,227	50,22,220
" Burma	6	19	40	222	2,207	4,722	22	..
TOTAL	17,221	25,510	24,024	222,212	22,222	16,19,227	21,10,027	42,02,272	1,22,01,022	67,11,217
Rice flour (I. C)—	Tons	Tons	Tons	Tons	Tons					
TOTAL BRITISH EMPIRE	22	40	20
TOTAL FOREIGN COUNTRIES	1	1	52	164

No. 10—continued

ARTICLES, AND COUNTRIES OF CONSIGNMENT; ALSO SHARE OF EACH PROVINCE	QUANTITY					VALUE				
	1931-32	1932-33	1933-34	1934-35	1935-36	1931-32	1932-33	1933-34	1934-35	1935-36
Grain, Pulse and Flour—continued						R	R	R	R	R
Rice flour (I. O)—continued	Tons	Tons	Tons	Tons	Tons					
Share of Bengal	35	27
" Bombay	1	73	2
" Sind	..	1	164
" Madras	2	8
" Burma	9
TOTAL	1	1	84	204	20
Wheat (I. O)—	Tons	Tons	Tons	Tons	Tons					
Commonwealth of Australia	109,865	83,482	18,277	7,433	13,032	71,90,071	29,25,263	12,52,752	5,31,093	9,68,520
Other British Possessions	15	46	76	14	17
TOTAL BRITISH EMPIRE	109,865	83,482	18,277	7,433	13,032	71,90,086	29,25,309	12,52,828	5,31,107	9,68,537
Iraq	1,404	..	21	1,11,053	..	1,690
Other Foreign Countries	34	20	2,757
TOTAL FOREIGN COUNTRIES	1,404	..	21	..	34	1,11,053	..	1,690	20	2,757
Share of Bengal	80,576	28,213	3,759	2,969	..	49,35,995	23,45,631	6,51,782	2,02,035	..
" Bombay	27,305	5,269	9,030	4,464	13,032	20,44,347	5,79,682	6,62,074	3,29,068	9,68,520
" Sind	34	4	12	2,752
" Madras	15	46	72	30	17
" Burma	2,888	..	509	3,20,281	..	49,586	2	5
TOTAL	111,269	83,482	18,298	7,433	13,066	73,01,139	29,25,309	12,54,518	5,31,127	9,71,294
Wheat flour in bags (I. O)—	Tons	Tons	Tons	Tons	Tons					
United Kingdom (including Channel Islands)	5	4	9	42	..	536	525	2,024	7,024	1,020
Canada—										
Via Atlantic Coast	56
" Pacific	44	9	..	6,100	28	..
Commonwealth of Australia	12	41	5	96	328	1,576	4,202	693	9,102	36,858
Other British Possessions	16	15	23	21	34	2,347	2,750	3,516	3,171	4,020
TOTAL BRITISH EMPIRE	33	60	31	159	362	4,968	7,477	12,389	19,925	41,898
TOTAL FOREIGN COUNTRIES	1	1	..	9	5	262	49	118	1,089	1,017
Share of Bengal	1	..	43	20	19	57	..	6,685	2,537	3,298
" Bombay	15	45	9	12	4	1,851	4,725	1,724	1,047	532
" Sind	1	1	121	49	79	20	..
" Madras	39	57
" Burma	17	15	24	126	344	2,162	2,695	4,019	17,409	39,175
TOTAL	34	61	31	168	367	5,230	7,523	12,507	21,013	42,915

ARTICLES, AND COUNTRIES OF CONSIGNMENT; ALSO SHARE OF EACH PROVINCE	QUANTITY					VALUE				
	1931-32	1932-33	1933-34	1934-35	1935-36	1931-32	1932-33	1933-34	1934-35	1935-36
Grain, Pulse and Flour—continued										
<i>Other sorts (N. O)—</i>	Tons	Tons	Tons	Tons	Tons					
United Kingdom (including Channel Islands)	28	6	9	236	2	4,530	1,711	2,220	20,793	1,141
Ceylon (excluding Maldives)	149	417	52	1	1	6,037	10,448	2,844	82	72
Straits Settlements	159	..	4	45	23	21,688	27	563	4,414	2,382
Commonwealth of Australia	228	120	114	118	65	22,758	16,812	16,212	22,250	2,292
Other British Possessions	5	18	6	1	1	959	1,759	554	83	119
TOTAL BRITISH EMPIRE	579	561	186	391	92	66,467	39,757	22,559	48,724	12,102
Irak	35	19	1	39	95	2,510	1,200	300	4,150	7,170
Java	110	..	1	12,505	..	660
Siam	5	273	510	20,221	..
Other Foreign Countries	29	3	2,369	299	..
TOTAL FOREIGN COUNTRIES	145	19	36	315	95	16,015	1,200	4,339	24,770	7,170
Share of Bengal	4	12	24	332	12	422	1,729	4,222	20,222	2,122
.. Bombay	25	19	1	26	65	2,295	1,256	361	2,292	2,292
.. Sind	3	6	23	1,267	..	275	226	2,266
.. Madras	504	421	104	242	1	20,222	19,212	9,222	27,272	72
.. Burma	172	122	22	22	70	22,272	22,212	12,222	11,112	2,222
TOTAL	724	580	222	706	187	82,482	41,047	27,898	73,494	20,272
Total Grain, Pulse and Flour—	Tons	Tons	Tons	Tons	Tons					
United Kingdom (including Channel Islands)	52	26	45	310	24	12,120	2,127	12,672	25,297	10,052
Aden and Dependencies	520	125	272	16	12	75,790	12,292	25,299	1,292	451
Bahrain Islands	8	..	22	3	..	1,160	..	12,012	576	..
Ceylon (excluding Maldives)	1,254	622	602	524	65	1,25,267	47,222	54,217	45,792	10,222
Straits Settlements	724	275	215	252	201	1,04,094	27,020	40,004	44,020	42,222
Hongkong	2,022	1,522	1,024	1,202	226	4,21,222	2,25,222	1,42,722	1,24,122	72,212
Canada—										
Via Atlantic Coast	56
" Pacific "	44	..	1	9	..	6,100	22	107
Commonwealth of Australia	110,224	22,721	12,222	7,764	12,272	72,21,222	20,22,224	12,02,012	2,22,222	10,21,020
Other British Possessions	6	14	2	5	4	205	2,200	256	1,207	207
TOTAL BRITISH EMPIRE	116,044	26,402	20,249	10,222	14,215	80,02,129	22,12,122	16,07,022	2,22,022	12,72,222

No. 10—continued

ARTICLES, AND COUNTRIES OF CONSIGNMENT; ALSO SHARE OF EACH PROVINCE	QUANTITY					VALUE				
	1931-32	1932-33	1933-34	1934-35	1935-36	1931-32	1932-33	1933-34	1934-35	1935-36
Grain, Pulse and Flour—concluded										
Total Grain, Pulse and Flour—continued	Tons	Tons	Tons	Tons	Tons	R	R	R	R	R
Native States in Arabia other than Maskat Territory and Trucial Oman	1	9	..	69	48	227	1,169	..	5,577
Iraq	8,082	2,623	10,645	7,809	7,610	9,19,454	3,39,885	11,51,444	9,48,408	7,96,610
Iran	37	69	154	21	1,635	5,041	7,723	18,980	4,615	1,60,682
Java	938	131	368	104	43	1,10,764	14,169	37,647	12,810	5,020
Siam	2,292	14,697	37,311	267,887	105,123	2,74,107	12,44,397	31,32,029	1,33,29,954	73,98,118
French Indo-China	21,973	20,610	26,561	105,655	104,873	16,50,184	18,38,557	16,60,292	61,08,724	63,70,460
Japan	599	112	4,886	2,141	103	66,283	17,345	3,06,172	1,36,429	17,402
China (excludes of Hong-kong and Macao)	6,354	2,248	3,314	1,855	2,429	7,24,036	3,11,317	3,93,120	2,02,960	3,06,158
Portuguese East Africa	30	45	..	49	21	2,859	7,000	..	7,085	2,955
Other Foreign Countries	31	17	66	23	43	5,610	4,203	12,223	5,395	6,951
TOTAL FOREIGN COUNTRIES	40,316	40,550	103,364	405,350	231,943	37,58,336	37,34,322	67,63,076	2,57,46,410	1,50,69,923
Share of Bengal	31,641	33,375	9,934	25,235	10,376	50,76,241	24,07,396	6,45,709	14,30,432	5,89,333
.. Bombay	33,934	9,904	25,796	15,333	39,319	34,37,636	12,32,601	33,70,650	17,33,193	36,77,550
.. Sind	3,124	1,379	3,768	2,533	2,193	3,34,333	1,71,041	3,52,743	2,35,347	2,11,336
.. Madras	28,937	36,333	33,539	371,107	133,947	34,04,274	31,66,519	43,44,502	2,30,61,361	1,16,26,326
.. Burma	3,714	668	1,137	939	1,033	4,63,537	1,39,360	1,56,557	1,34,512	1,43,021
TOTAL	156,360	76,952	124,313	415,732	236,363	1,17,60,525	70,97,947	83,70,161	2,66,45,395	1,02,49,171
Graphite crucibles (H. B)—	Cwts.	Cwts.	Cwts.	Cwts.	Cwts.					
United Kingdom (including Channel Islands)	2,374	2,193	2,049	2,523	1,953	1,49,900	1,17,525	1,16,603	1,38,605	1,02,913
Other British Possessions	3	73
TOTAL BRITISH EMPIRE	2,374	2,201	2,049	2,523	1,953	1,49,900	1,17,603	1,16,603	1,38,605	1,02,913
Germany	955	470	943	623	1,323	30,737	21,071	33,573	27,860	51,433
Japan	29	..	963	1,365	535	924	..	21,924	29,905	8,377
United States of America— Via Atlantic Coast	123	24	35	2	19	7,360	2,016	1,599	101	975
Other Foreign Countries	27	7	777	435	5
TOTAL FOREIGN COUNTRIES	1,136	501	1,966	3,290	1,932	39,843	23,522	62,103	57,926	61,290
Share of Bengal	600	33	1,437	1,341	955	17,279	5,536	59,053	67,535	34,547
.. Bombay	3,321	1,361	1,969	3,335	2,033	1,39,533	94,937	90,731	1,03,517	60,473
.. Sind	441	323	393	363	544	23,345	27,295	23,344	16,255	22,292
.. Madras	135	239	157	99	54	6,964	12,003	5,491	1,135	1,973
.. Burma	23	6	..	134	314	2,137	391	..	7,232	14,312
TOTAL	4,010	2,702	4,006	4,813	3,835	1,39,743	1,41,135	1,73,609	1,96,531	1,64,203
Gums and Resins—										
Arabia (H. B)—	Cwts.	Cwts.	Cwts.	Cwts.	Cwts.					
Aden and Dependencies	1,333	975	1,007	1,501	677	30,623	24,223	22,784	30,784	15,926
Zanzibar and Pemba	7	..	8	..	630	225	..	200	..	12,605
Kenya Colony	21	..	763	420	..	20,000
Tanganyika Territory	31	..	2,733	12,853	..	651	..	62,005	2,43,330
Somaliand Protectorate	79	..	94	259	41	1,325	..	2,127	5,798	915
Anglo-Egyptian Sudan	1,033	503	374	1,425	29	23,440	17,602	20,139	72,300	533
Other British Possessions	139	24	223	120	29	4,333	916	4,703	4,345	1,430
TOTAL BRITISH EMPIRE	2,676	1,338	2,227	3,003	15,013	60,496	43,401	50,373	1,32,132	2,94,344

ARTICLES, AND COUNTRIES OF CONSIGNMENT; ALSO SHARE OF EACH PROVINCE	QUANTITY					VALUE				
	1931-32	1932-33	1933-34	1934-35	1935-36	1931-32	1932-33	1933-34	1934-35	1935-36
Gums and Resins—continued										
Arabic (H. D)—continued	Owts.	Owts.	Owts.	Owts.	Owts.	R.	R.	R.	R.	R.
Germany	21	236	16	71	10	793	9,257	268	1,889	609
Egypt	940	1,155	191	23,122	20,275	2,826
Italian East Africa (Somal- land and Eritrea)	397	746	8,612	15,312
Other Foreign Countries	470	440	185	292	125	10,809	9,427	5,051	2,120	4,022
TOTAL FOREIGN COUNTRIES	1,828	2,577	392	363	125	43,402	60,271	9,245	10,019	4,641
Share of Bengal	1,122	1,597	244	61	51	24,122	26,224	19,245	1,942	1,225
" Bombay	3,294	2,597	1,742	6,167	15,029	73,249	62,012	22,922	1,22,532	2,94,416
" Sind	74	117	25	24	4	1,247	2,267	651	602	122
" Madras	104	25	2,145	..	8	..
" Burma	1	214	54	2	..	29	6,027	2,022
TOTAL	4,504	6,415	2,610	6,456	15,143	1,02,202	1,02,072	29,622	1,42,151	2,99,459
Benjamin (H. D)—										
United Kingdom (including Channel Islands)	12	245	..	20	..	720	22,020	..	1,520	..
Ceylon (including Maldives)	7	225	1	27	12	272	11,200	22	221	72
Straits Settlements	17,721	10,224	20,225	12,222	17,007	2,00,222	9,40,227	2,22,002	7,47,122	2,14,222
Other British Possessions	22	55	9	107	47	2,222	1,224	222	4,721	1,212
TOTAL BRITISH EMPIRE	17,222	20,422	20,222	19,222	17,022	2,22,222	9,22,222	2,22,222	7,22,222	2,12,222
Sumatra	220	57	75	442	221	12,222	2,227	2,107	12,222	24,004
Java	124	22	422	227	222	2,422	222	11,422	12,222	10,722
Borneo (Dutch)	41	422	1,222	1,222	12,222	27,222
Other Foreign Countries	1	1	72	27	9	22	17	2,122	2,222	472
TOTAL FOREIGN COUNTRIES	245	27	222	1,241	2,221	12,122	2,224	19,222	24,710	1,02,722
Share of Bengal	1,212	1,521	2,022	1,721	1,222	72,212	72,222	22,222	74,224	21,222
" Bombay	7,221	2,127	2,122	2,222	7,222	2,21,221	2,42,122	2,22,222	2,22,222	2,21,222
" Sind	22	72	127	27	127	2,222	2,222	2,221	2,221	2,227
" Madras	2,102	2,212	2,222	2,227	2,221	2,22,222	2,22,142	2,22,222	2,72,221	2,72,222
" Burma	220	227	242	722	222	22,212	24,227	24,222	22,112	22,222
TOTAL	12,241	20,242	20,222	20,440	19,227	2,12,222	2,22,212	2,22,222	2,22,222	2,12,112
Dammer (resins) (H. D)—										
United Kingdom (including Channel Islands)	222	..	1,722	222	127	10,224	12	17,072	19,127	2,222
Straits Settlements	22,127	20,127	22,722	24,072	21,412	2,42,222	2,22,222	2,22,224	2,40,222	2,10,777
Federated Malay States	1,222	2,241	1,102	272	1,124	10,222	20,227	2,221	4,222	2,222
Other British Possessions	22	22	112	22	47	2,040	2,422	2,222	1,222	1,222
TOTAL BRITISH EMPIRE	24,221	22,722	21,721	22,222	22,222	2,22,114	2,72,247	2,22,222	2,22,222	2,22,222
Belgium	22	111	1	1,221	7,004	122	..
United States of America— Via Atlantic Coast	712	122	212	2,470	1,222	2,222
Other Foreign Countries	102	22	22	122	222	222	1,224	1,222	2,221	4,717
TOTAL FOREIGN COUNTRIES	102	104	222	224	472	222	2,222	12,427	4,400	7,242

No. 10—continued

ARTICLES, AND COUNTRIES OF CONSIGNMENT; ALSO SHARE OF EACH PROVINCE	QUANTITY					VALUE				
	1931-32	1932-33	1933-34	1934-35	1935-36	1931-32	1932-33	1933-34	1934-35	1935-36
Gums and Resins—continued										
Dammar (resins) (H. D)— continued	Cwts.	Cwts.	Cwts.	Cwts.	Cwts.	R	R	R	R	R
Share of Bengal	23,651	24,496	23,215	24,620	24,113	1,73,269	1,72,551	1,45,817	1,44,393	1,20,151
" Bombay	2,643	3,122	7,975	8,700	8,078	43,089	75,052	85,709	81,761	75,285
" Sind	21	..	20	65	..	492	..	1
" Madras	1,689	3,152	3,504	3,027	2,833	14,192	21,449	27,439	20,777	21,106
" Burma	6,753	16,033	17,033	19,939	18,203	37,912	1,08,850	1,20,379	1,22,719	1,10,338
TOTAL	34,757	51,862	52,697	56,236	53,282	2,63,917	2,77,912	3,79,836	3,69,650	3,32,230
Oilbarnum or Frankincense (H. D)—	Cwts.	Cwts.	Cwts.	Cwts.	Cwts.					
Aden and Dependencies	599	1,482	2,328	1,823	2,258	7,362	15,150	24,818	18,608	24,629
Other British Possessions	4	208	68	260	3	58	2,188	717	2,585	120
TOTAL BRITISH EMPIRE	603	1,690	2,396	2,083	2,261	7,420	17,338	25,535	21,193	24,749
Maskat Territory and Trucial Oman	7,997	10,153	11,746	6,205	8,419	81,181	98,437	1,25,218	66,337	84,280
Other Native States in Arabia	9,340	5,411	10,908	7,038	19,487	94,553	64,826	1,17,279	51,095	1,97,211
Other Foreign Countries	116	75	5	..	21	1,944	827	255	..	250
TOTAL FOREIGN COUNTRIES	17,453	16,639	22,659	13,243	27,927	1,77,628	1,64,090	2,42,752	1,47,432	2,81,741
Share of Bombay	13,038	13,306	25,023	15,321	30,185	1,34,355	1,31,921	2,67,381	1,63,513	3,06,463
" Sind	13	13	13	5	..	147	180	134	45	..
" Madras	9	..	3	6	3	38	2	261	62	33
" Burma	1	10	11
TOTAL	13,059	13,324	25,040	15,331	30,188	1,34,540	1,32,193	2,68,087	1,63,631	3,06,496
Resin (H. D)—	Cwts.	Cwts.	Cwts.	Cwts.	Cwts.					
United Kingdom (including Channel Islands)	601	194	1,630	696	225	5,771	2,318	17,086	6,120	4,091
Straits Settlements	19,553	747	192	188	371	1,22,499	6,120	1,787	1,718	2,322
Other British Possessions	636	32	86	185	18	4,683	236	912	1,609	166
TOTAL BRITISH EMPIRE	20,790	973	1,908	1,069	614	1,32,953	8,674	19,785	9,447	7,479
Germany	253	279	1,974	1,510	965	2,724	2,614	18,581	12,617	7,198
France	301	785	209	3,137	7,065	3,051
United States of America— Via Atlantic Coast	12,031	13,214	29,157	49,217	41,349	1,32,566	1,34,034	2,74,478	4,08,449	3,50,132
" Pacific	89	712	1,027	273	201	1,155	7,881	11,017	2,511	2,049
Other Foreign Countries	649	475	121	951	729	4,540	6,040	1,191	8,496	6,232
TOTAL FOREIGN COUNTRIES	13,027	14,680	30,255	51,161	43,279	1,40,261	1,50,569	3,08,404	4,39,133	3,68,063
Share of Bengal	11,322	10,330	26,333	33,959	19,442	1,10,154	1,14,134	2,60,775	2,35,663	1,56,330
" Bombay	7,553	2,228	5,513	16,320	20,446	64,680	20,662	46,370	1,31,566	1,33,746
" Sind	633	185	..	491	609	4,412	1,536	19	3,785	4,580
" Madras	2,385	2,135	1,733	1,985	3,013	26,723	20,351	17,392	13,023	25,923
" Burma	11,049	165	354	1,050	617	67,974	1,910	3,623	9,540	5,592
TOTAL	33,817	15,663	34,538	53,805	44,127	2,73,638	1,59,243	3,28,189	4,49,565	3,76,141

ARTICLES, AND COUNTRIES OF CONSIGNMENT; ALSO SHARE OF EACH PROVINCE	QUANTITY					VALUE				
	1931-32	1932-33	1933-34	1934-35	1935-36	1931-32	1932-33	1933-34	1934-35	1935-36
Gums and Resins—continued										
<i>Other sorts (H. D)—</i>	<i>Cwts.</i>	<i>Cwts.</i>	<i>Cwts.</i>	<i>Cwts.</i>	<i>Cwts.</i>	<i>Rs.</i>	<i>Rs.</i>	<i>Rs.</i>	<i>Rs.</i>	<i>Rs.</i>
United Kingdom (including Channel Islands)	5,308	3,453	4,808	5,296	4,078	3,08,333	97,240	1,76,862	1,85,778	1,61,231
Aden and Dependencies	1,174	605	1,220	1,368	643	21,323	9,652	14,218	23,391	10,261
Straits Settlements	806	600	461	1,124	400	23,702	16,001	10,777	14,425	7,931
Kenya Colony	377	208	222	1,057	..	4,343	2,502	2,647	16,303	..
Tanganyika Territory	7,167	18,075	14,071	14,054	..	94,782	2,22,351	1,30,236	1,96,097	..
Somaliand Protectorate	116	89	226	222	95	2,531	2,253	6,588	5,322	1,931
Other British Possessions	157	161	23	123	38	2,675	4,477	608	4,159	619
TOTAL BRITISH EMPIRE	15,100	23,091	21,094	28,243	5,149	3,58,689	3,55,676	3,42,236	4,45,469	1,81,971
Germany	771	193	293	275	248	21,039	9,119	11,161	22,410	7,904
Belgium	100	71	324	703	331	3,456	2,482	9,003	17,659	7,915
France	110	408	70	191	..	5,151	16,631	2,201	6,046
Greece (including Crete)	140	249	130	109	182	17,202	22,014	9,200	12,831	24,820
Iraq	124	60	9	5,209	2	..	465	633
Iran	13,764	9,931	28,027	20,134	26,553	2,62,715	1,30,613	3,11,204	2,41,266	3,25,849
Egypt	15	25	30	30	163	1,764	2,940	2,163	2,064	7,603
Italian East Africa (Somaliand and Kistrea)	53	..	377	651	..	5,742
United States of America—Via Atlantic Coast	204	12	153	42	20	2,173	656	5,562	2,844
Other Foreign Countries	289	223	369	360	371	6,830	9,436	11,225	9,533	9,733
TOTAL FOREIGN COUNTRIES	15,266	11,011	29,370	21,903	28,390	3,16,943	1,85,934	3,77,240	3,14,596	3,93,447
Share of Bengal	2,672	1,225	2,170	2,105	2,005	80,573	50,763	37,599	26,062	26,157
" Bombay	26,942	31,947	46,277	49,903	29,230	5,34,369	4,62,215	5,94,344	6,34,573	4,62,243
" Sind	132	220	175	26	155	4,023	6,509	10,426	6,227	4,717
" Madras	492	479	494	222	463	21,225	16,762	22,256	16,361	17,186
" Burma	103	211	143	26	36	4,945	5,271	4,231	6,242	3,515
TOTAL	30,366	24,702	50,964	45,151	33,539	6,75,635	5,41,610	7,19,476	7,60,065	5,75,418
Total Gums and Resins—	<i>Cwts.</i>	<i>Cwts.</i>	<i>Cwts.</i>	<i>Cwts.</i>	<i>Cwts.</i>					
United Kingdom (including Channel Islands)	6,411	4,707	5,324	7,249	4,514	2,29,531	1,85,247	2,11,977	2,17,011	1,73,780
Aden and Dependencies	2,181	2,962	4,555	4,760	3,478	60,268	49,234	61,630	73,112	50,812
Ceylon (excluding Maldives)	26	222	201	22	17	768	11,347	4,043	357	157
Straits Settlements	71,267	69,308	69,671	74,353	69,198	12,32,456	12,22,923	12,34,007	11,05,034	9,35,716
Federated Malay States	1,473	2,626	1,205	985	1,201	12,930	22,541	9,326	9,529	5,442
Zanzibar and Pemba	124	102	118	24	673	2,667	2,643	2,895	2,611	14,169
Kenya Colony	377	208	203	1,057	776	4,343	2,502	4,067	16,303	20,260
Tanganyika Territory	7,167	18,706	14,038	16,844	12,861	94,782	2,22,002	1,30,801	2,58,116	2,43,495
Somaliand Protectorate	195	89	350	490	136	5,355	3,253	8,515	11,200	2,846
Anglo-Egyptian Sudan	1,038	303	374	1,423	20	23,440	17,802	20,139	29,200	583
Other British Possessions	390	160	107	295	37	3,555	4,573	1,434	3,846	383
TOTAL BRITISH EMPIRE	91,719	100,404	99,756	1,07,524	92,906	17,22,083	17,95,972	16,88,374	17,27,219	14,50,643
Germany	1,050	717	2,323	1,372	1,260	24,555	21,171	30,811	37,656	17,166
Netherlands	207	426	166	199	517	3,719	11,546	4,733	5,751	8,224
Belgium	305	166	440	823	331	8,109	4,634	16,333	19,035	7,915
France	49	110	709	946	500	1,733	5,151	20,013	11,962	10,726
Greece (including Crete)	140	249	130	109	182	17,202	22,014	9,200	12,831	24,820
Muscat Territory and Trucial Oman	7,997	10,455	11,392	6,351	3,433	31,142	1,03,333	1,23,713	69,016	34,606
Other Native States in Arabia	9,565	6,575	10,993	7,216	19,610	99,313	63,522	1,19,230	35,705	1,99,361
Iraq	124	24	9	5,209	2	..	647	633
Iran	13,832	9,941	28,027	20,134	26,553	2,64,329	1,30,759	3,11,204	2,41,266	3,25,849

No. 10—continued

ARTICLES, AND COUNTRIES OF CONSIGNMENT; ALSO SHARE OF EACH PROVINCE	QUANTITY					VALUE				
	1931-32	1932-33	1933-34	1934-35	1935-36	1931-32	1932-33	1933-34	1934-35	1935-36
Gums and Resins—concluded						R	R	R	R	R
<i>Total Gums and Resins— continued</i>	Owts.	Owts.	Owts.	Owts.	Owts.					
Sumatra	222	57	75	448	1,011	12,031	3,377	3,167	18,813	34,553
Java	124	81	496	538	504	5,473	1,021	12,021	15,336	12,848
Borneo (Dutch).	41	489	1,827	1,302	19,582	58,416
Egypt	965	1,180	221	30	172	29,946	29,215	5,994	2,664	8,048
Italian East Africa (Somal- land and Britrea)	510	821	277	9,869	16,129	5,742
United States of America— Via Atlantic Coast	12,031	18,420	29,832	49,500	41,607	1,32,586	1,37,317	2,81,604	4,15,331	3,55,901
“ Pacific “	89	712	1,027	273	201	1,155	7,881	11,017	2,511	2,049
Other Foreign Countries	812	188	376	895	558	5,935	3,780	10,912	11,209	7,184
TOTAL FOREIGN COUNTRIES	48,022	45,098	87,065	89,895	103,375	7,02,917	5,67,403	9,72,106	9,70,295	11,58,889
<i>Share of Bengal</i>	<i>40,659</i>	<i>40,359</i>	<i>56,158</i>	<i>63,436</i>	<i>48,133</i>	<i>4,51,638</i>	<i>4,52,302</i>	<i>6,00,109</i>	<i>6,03,114</i>	<i>4,12,552</i>
“ Bombay	<i>66,734</i>	<i>72,487</i>	<i>95,424</i>	<i>96,087</i>	<i>111,517</i>	<i>14,11,309</i>	<i>13,50,281</i>	<i>14,38,599</i>	<i>16,72,853</i>	<i>16,85,074</i>
“ Sind	<i>944</i>	<i>623</i>	<i>401</i>	<i>713</i>	<i>955</i>	<i>13,344</i>	<i>13,797</i>	<i>17,703</i>	<i>15,156</i>	<i>16,137</i>
“ Madras	<i>13,670</i>	<i>14,793</i>	<i>15,812</i>	<i>15,048</i>	<i>15,308</i>	<i>3,91,118</i>	<i>3,96,357</i>	<i>3,99,008</i>	<i>3,33,704</i>	<i>3,39,977</i>
“ Burma	<i>13,734</i>	<i>17,255</i>	<i>19,036</i>	<i>22,137</i>	<i>19,768</i>	<i>1,57,046</i>	<i>1,50,638</i>	<i>1,62,561</i>	<i>1,73,687</i>	<i>1,55,797</i>
TOTAL	189,741	145,502	186,831	197,419	196,281	24,25,003	23,68,375	26,60,980	26,97,514	26,09,537
Hair and manufactures of hair—										
<i>Hair of all kinds (II. S)—</i>	Owts.	Owts.	Owts.	Owts.	Owts.					
United Kingdom (including Channel Islands)	55	32	46	37	60	4,919	4,030	3,405	3,378	9,796
Hongkong	19	15	6	14	..	6,615	4,260	1,404	3,130	..
Other British Possessions	25	2	1	5	24	76	47	28	100
TOTAL BRITISH EMPIRE	74	72	54	52	65	11,558	8,366	4,856	6,536	9,996
Mascat Territory and Trucial Oman	830	780	593	608	795	16,097	11,515	9,634	10,607	14,445
Iran	437	473	937	1,095	1,220	9,155	9,047	19,536	19,216	27,524
China (exclusive of Hong- kong and Macao)	2	..	4	94	69	648	48	750	5,548	4,147
Other Foreign Countries	26	1	..	6	..	586	381	144	953	268
TOTAL FOREIGN COUNTRIES	1,295	1,254	1,534	1,803	2,084	26,486	20,991	30,114	36,324	46,385
<i>Share of Bengal</i>	<i>39</i>	<i>7</i>	<i>44</i>	<i>33</i>	<i>34</i>	<i>3,374</i>	<i>1,138</i>	<i>3,636</i>	<i>3,359</i>	<i>3,229</i>
“ Bombay	<i>16</i>	<i>55</i>	<i>14</i>	<i>13</i>	<i>25</i>	<i>1,679</i>	<i>3,374</i>	<i>935</i>	<i>1,372</i>	<i>2,345</i>
“ Sind	<i>1,293</i>	<i>1,344</i>	<i>1,524</i>	<i>1,703</i>	<i>2,030</i>	<i>35,553</i>	<i>30,517</i>	<i>28,995</i>	<i>29,323</i>	<i>42,070</i>
“ Madras	<i>3</i>	<i>9</i>	<i>..</i>	<i>93</i>	<i>30</i>	<i>255</i>	<i>38</i>	<i>3</i>	<i>5,127</i>	<i>3,122</i>
“ Burma	<i>19</i>	<i>15</i>	<i>6</i>	<i>14</i>	<i>..</i>	<i>6,634</i>	<i>4,310</i>	<i>1,411</i>	<i>3,179</i>	<i>15</i>
TOTAL	1,369	1,326	1,588	1,855	2,179	38,044	29,357	34,970	42,860	56,281
Manufactures of hair, other than toilet requisites (III. U)—										
United Kingdom (including Channel Islands)	3,074	11,330	18,819	24,067	32,292
Other British Possessions	20
TOTAL BRITISH EMPIRE	3,074	11,350	18,819	24,067	32,292
TOTAL FOREIGN COUNTRIES	124	..	528	..	171
<i>Share of Bengal</i>	<i>..</i>	<i>..</i>	<i>..</i>	<i>..</i>	<i>..</i>	<i>2,590</i>	<i>10,941</i>	<i>17,968</i>	<i>23,390</i>	<i>32,021</i>
“ Bombay	<i>..</i>	<i>..</i>	<i>..</i>	<i>..</i>	<i>..</i>	<i>483</i>	<i>..</i>	<i>1,379</i>	<i>420</i>	<i>431</i>
“ Madras	<i>..</i>	<i>..</i>	<i>..</i>	<i>..</i>	<i>..</i>	<i>145</i>	<i>251</i>	<i>..</i>	<i>257</i>	<i>11</i>
“ Burma	<i>..</i>	<i>..</i>	<i>..</i>	<i>..</i>	<i>..</i>	<i>..</i>	<i>38</i>	<i>..</i>	<i>..</i>	<i>..</i>
TOTAL	3,198	11,350	19,347	24,067	32,463
Total value of Hair and manu- factures of hair	41,242	40,707	54,317	66,927	88,744

GENERAL IMPORTS

(146)

No. 10—continued

ARTICLES, AND COUNTRIES OF CONSIGNMENT; ALSO SHARE OF EACH PROVINCE	QUANTITY					VALUE				
	1931-32	1932-33	1933-34	1934-35	1935-36	1931-32	1932-33	1933-34	1934-35	1935-36
						₹	₹	₹	₹	₹
Hardware (excluding cutlery and electroplated ware)—										
<i>Agricultural implements (III. D)—</i>										
United Kingdom (including Channel Islands)	—	—	—	—	—	4,80,887	5,58,660	5,82,777	1,22,082	1,01,165
Union of South Africa	—	—	—	—	—	..	5,874
Other British Possessions	—	—	—	—	—	299	280	744	1,911	590
TOTAL BRITISH EMPIRE	—	—	—	—	—	4,80,886	5,64,813	5,83,521	1,24,293	1,01,754
Germany	—	—	—	—	—	23,331	25,747	13,978	11,726	15,129
United States of America—										
Via Atlantic Coast	—	—	—	—	—	43,324	37,173	29,150	20,908	42,378
" Pacific "	—	—	—	—	—	..	2,470	935	..	5,501
Other Foreign Countries	—	—	—	—	—	5,232	1,849	1,951	7,035	5,405
TOTAL FOREIGN COUNTRIES	—	—	—	—	—	71,847	67,244	46,014	39,664	63,413
Share of Bengal	—	—	—	—	—	2,32,239	2,66,363	2,91,313	67,493	71,365
" Bombay	—	—	—	—	—	72,981	85,330	35,517	39,339	43,769
" Sind	—	—	—	—	—	22,265	22,029	29,067	20,312	26,506
" Madras	—	—	—	—	—	1,07,744	2,04,045	1,76,533	33,901	..
" Burma	—	—	—	—	—	56,224	73,760	93,600	18,423	13,757
TOTAL	—	—	—	—	—	5,52,732	6,32,057	6,29,535	1,63,957	1,70,177
Buckets of tinne^d or galvanized iron (III. D)—										
United Kingdom (including Channel Islands)	—	—	—	—	—	44,676	20,532	17,811	24,189	12,504
Other British Possessions	—	—	—	—	—	215	278	244	443	274
TOTAL BRITISH EMPIRE	—	—	—	—	—	44,891	20,810	18,055	24,632	12,778
Sweden	—	—	—	—	—	20,538	1,217
Germany	—	—	—	—	—	10,750	2,685	7,012	35,065	15,886
Other Foreign Countries	—	—	—	—	—	1,596	264	1,140	5,353	2,461
TOTAL FOREIGN COUNTRIES	—	—	—	—	—	12,346	2,949	8,152	61,556	19,664
Share of Bengal	—	—	—	—	—	2,264	2,261	2,841	5,038	4,329
" Bombay	—	—	—	—	—	2,265	2,267	7,752	19,077	13,333
" Sind	—	—	—	—	—	704	176	679	52,688	..
" Madras	—	—	—	—	—	2,239	2,914	5,330	9,730	6,843
" Burma	—	—	—	—	—	67,177	15,035	9,655	6,736	7,737
TOTAL	—	—	—	—	—	57,239	23,755	26,207	86,193	31,843

No. 10—continued

ARTICLES, AND COUNTRIES OF CONSIGNMENT; ALSO SHARE OF EACH PROVINCE	QUANTITY					VALUE				
	1931-32	1932-33	1933-34	1934-35	1935-36	1931-32	1932-33	1933-34	1934-35	1935-36
						R	R	R	R	R
Hardware (excluding cutlery and electroplated ware)—continued										
<i>Builders' hardware, such as locks, hinges, door bolts, etc. (III. D)—</i>										
United Kingdom (including Channel Islands)	—	—	—	—	—	8,09,059	4,98,088	3,76,040	4,54,104	5,42,704
Ceylon (excluding Maldives).	—	—	—	—	—	8,698	7,668	264	168	2,581
Straits Settlements	—	—	—	—	—	883	1,010	5,081
Other British Possessions	—	—	—	—	—	199	61	196	..	860
TOTAL BRITISH EMPIRE	—	—	—	—	—	2,12,339	5,06,827	3,76,500	4,54,860	5,50,726
Sweden	—	—	—	—	—	4,97,888	5,59,884	4,14,285	4,45,312	5,85,158
Germany	—	—	—	—	—	10,17,688	15,43,178	11,71,089	13,27,197	15,23,875
Netherlands	—	—	—	—	—	1,348	..	680	..	8,823
Belgium	—	—	—	—	—	44,888	54,346	28,055	21,369	58,843
France	—	—	—	—	—	562	14,888	3,207	3,777	470
Czechoslovakia	—	—	—	—	—	3,782	1,317	67	5,819	803
Japan	—	—	—	—	—	6,660	15,984	66,382	1,32,295	96,695
United States of America—										
<i>Via Atlantic Coast</i>	—	—	—	—	—	65,154	19,310	12,180	12,476	12,139
" Pacific "	—	—	—	—	—	540	2
Other Foreign Countries	—	—	—	—	—	8,063	4,955	4,984	711	2,262
TOTAL FOREIGN COUNTRIES	—	—	—	—	—	10,46,465	22,13,362	17,00,028	19,48,956	22,89,064
<i>Share of Bengal</i>	—	—	—	—	—	6,58,226	10,79,873	6,97,108	9,17,223	10,32,394
" Bombay	—	—	—	—	—	5,33,771	4,37,313	3,63,600	3,35,949	4,69,107
" Sind	—	—	—	—	—	6,43,830	5,04,620	4,33,002	5,83,605	6,29,919
" Madras	—	—	—	—	—	4,62,113	4,41,955	3,73,364	4,07,405	5,14,653
" Burma	—	—	—	—	—	3,18,862	1,66,428	1,69,403	1,54,143	1,32,817
TOTAL	—	—	—	—	—	24,59,804	27,20,189	20,76,537	24,03,316	28,39,790
Domestic hardware, other than enamelled ironware (III. D)—										
United Kingdom (including Channel Islands)	—	—	—	—	—	2,44,299	2,18,592	2,41,481	2,39,876	2,40,422
Ceylon (excluding Maldives)	—	—	—	—	—	4,836	4,117	3,560	2,602	6,602
Straits Settlements	—	—	—	—	—	3,654	2,127	2,345	3,723	5,540
Commonwealth of Australia	—	—	—	—	—	548	7,594	539
Other British Possessions	—	—	—	—	—	4,077	8,925	2,525	2,646	1,190
TOTAL BRITISH EMPIRE	—	—	—	—	—	2,56,865	2,25,761	2,50,459	2,56,441	2,60,293
Finland	—	—	—	—	—	8,179
Estonia	—	—	—	—	—	..	242	..	2,136	5,061
Sweden	—	—	—	—	—	70,598	65,718	79,813	45,946	60,928
Denmark	—	—	—	—	—	141	81	88	697	7,159
Germany	—	—	—	—	—	2,25,200	2,76,386	1,68,876	1,97,560	2,13,577
Belgium	—	—	—	—	—	24,090	12,588	24,948	26,662	32,163
France	—	—	—	—	—	32,105	16,544	8,879	2,381	13,017
Austria	—	—	—	—	—	13,838	15,534	17,117	6,265	10,453
Hungary	—	—	—	—	—	..	141	440	1,922	7,798
Czechoslovakia	—	—	—	—	—	15,688	13,797	4,002	13,754	7,076
Japan	—	—	—	—	—	64,623	1,16,801	1,20,731	1,64,193	1,46,500
United States of America—										
<i>Via Atlantic Coast</i>	—	—	—	—	—	1,26,010	1,11,148	1,31,550	2,29,933	2,15,756
" Pacific "	—	—	—	—	—	65	190	50	1,527	40
Other Foreign Countries	—	—	—	—	—	5,514	7,612	3,099	5,945	4,788
TOTAL FOREIGN COUNTRIES	—	—	—	—	—	5,64,717	6,36,722	5,55,198	6,03,920	7,82,545

ARTICLES, AND COUNTRIES OF CONSIGNMENT; ALSO SHARE OF EACH PROVINCE	QUANTITY					VALUE				
	1931-32	1932-33	1933-34	1934-35	1935-36	1931-32	1932-33	1933-34	1934-35	1935-36
						Rs	Rs	Rs	Rs	Rs
Hardware (excluding cutlery and electroplated ware)—continued										
<i>Domestic hardware, other than enamelled ironware (III. D)—continued</i>										
Share of Bengal	—	—	—	—	—	1,78,337	1,52,375	1,04,333	1,05,139	1,26,653
.. Bombay	—	—	—	—	—	2,49,080	2,36,602	2,27,220	2,23,391	3,07,516
.. Sind	—	—	—	—	—	1,33,046	1,17,300	1,64,037	2,32,516	2,23,607
.. Madras	—	—	—	—	—	1,44,563	1,06,325	1,52,123	1,53,501	1,39,693
.. Burma	—	—	—	—	—	1,16,656	1,02,331	1,61,884	1,49,316	1,36,365
TOTAL	—	—	—	—	—	8,21,582	8,65,483	8,05,657	8,65,361	9,32,833
Enamelled ironware (III. D)—										
United Kingdom (including Channel Islands)	—	—	—	—	—	1,06,794	1,33,632	1,39,440	1,20,720	1,34,745
Other British Possessions	—	—	—	—	—	2,978	3,569	6,255	2,456	2,608
TOTAL BRITISH EMPIRE	—	—	—	—	—	1,09,772	1,37,201	1,35,695	1,23,176	1,37,353
Sweden	—	—	—	—	—	9,830	20,664	39,732	62,128	70,356
Poland (including Danzig)	—	—	—	—	—	..	535	1,660	8,953	18,494
Germany	—	—	—	—	—	1,54,375	1,79,119	1,24,053	86,661	1,24,753
Netherlands	—	—	—	—	—	5,060	3,833	3,848	1,743	2,741
Belgium	—	—	—	—	—	6,712	4,633	9,864	15,263	4,733
Italy (including Fiume)	—	—	—	—	—	21,792	8,611	11,905	12,908	9,773
Austria	—	—	—	—	—	27,191	17,346	29,764	35,215	33,229
Hungary	—	—	—	—	—	1,390	11,270	14,352	33,177	59,363
Czechoslovakia	—	—	—	—	—	2,76,257	2,99,352	2,60,992	3,45,792	3,25,200
Japan	—	—	—	—	—	8,91,237	16,03,075	15,22,944	9,63,392	11,06,524
United States of America—										
Via Atlantic Coast	—	—	—	—	—	5,073	179	1,419	4,717	2,939
.. Pacific	—	—	—	—	—	113
Other Foreign Countries	—	—	—	—	—	5,529	1,727	7,365	1,176	3,856
TOTAL FOREIGN COUNTRIES	—	—	—	—	—	13,94,355	21,50,349	20,27,604	16,21,615	17,62,116
Share of Bengal	—	—	—	—	—	4,49,513	7,53,022	6,39,713	4,20,432	4,51,333
.. Bombay	—	—	—	—	—	3,71,660	5,55,103	4,87,443	4,44,393	4,04,227
.. Sind	—	—	—	—	—	1,40,373	1,34,363	2,13,317	1,66,494	1,92,344
.. Madras	—	—	—	—	—	2,41,959	3,64,239	3,39,477	2,51,333	3,00,739
.. Burma	—	—	—	—	—	3,00,417	4,90,763	4,13,445	4,67,065	5,50,330
TOTAL	—	—	—	—	—	15,04,127	22,37,550	21,63,299	17,50,797	18,99,469
Gas mantles (III. D)—										
United Kingdom (including Channel Islands)	—	—	—	—	—	36,533	30,670	37,744	53,792	39,324
Other British Possessions	—	—	—	—	—	2	14	3
TOTAL BRITISH EMPIRE	—	—	—	—	—	36,533	30,670	37,746	53,806	39,327

No. 10—continued

ARTICLES, AND COUNTRIES OF CONSIGNMENT; ALSO SHARE OF EACH PROVINCE	QUANTITY					VALUE				
	1931-32	1932-33	1933-34	1934-35	1935-36	1931-32	1932-33	1933-34	1934-35	1935-36
						R	R	R	R	R
<i>Hardware (excluding cutlery and electroplated ware)—continued</i>										
<i>Gas mantles (III. D)—continued</i>										
Sweden	—	—	—	—	—	14,394	83,058	18,715	14,989	18,481
Germany	—	—	—	—	—	2,68,987	6,39,668	2,71,757	2,45,818	2,68,329
Japan	—	—	—	—	—	2,808	26,636	7,280	4,796	4,944
United States of America—										
<i>Via Atlantic Coast</i>	—	—	—	—	—	66,837	84,449	25,657	15,034	22,039
Other Foreign Countries	—	—	—	—	—	2,319	699	2,213	4,026	4,362
TOTAL FOREIGN COUNTRIES	—	—	—	—	—	3,56,295	7,84,403	4,26,172	2,84,608	3,08,096
<i>Share of Bengal</i>	—	—	—	—	—	1,04,757	1,27,173	1,22,314	57,518	70,530
<i>Bombay</i>	—	—	—	—	—	2,27,905	4,29,411	2,23,227	1,99,064	1,68,266
<i>Sind</i>	—	—	—	—	—	27,083	69,750	23,228	28,403	32,323
<i>Madras</i>	—	—	—	—	—	23,077	1,27,739	49,079	41,209	47,899
<i>Burma</i>	—	—	—	—	—	6	..	260	17,275	28,444
TOTAL	—	—	—	—	—	3,92,828	8,65,078	4,93,918	3,43,469	3,47,422
<i>Implements and tools other than agricultural implements and machine tools (III. D)—</i>										
United Kingdom (including Channel Islands)	—	—	—	—	—	17,04,292	18,44,626	18,80,582	25,30,117	27,75,897
Straits Settlements	—	—	—	—	—	3,225	1,284	2,410	9,797	1,164
Canada—										
<i>Via Atlantic Coast</i>	—	—	—	—	—	4,638	4,312	624	2,325	12,531
Commonwealth of Australia	—	—	—	—	—	303	8	1,094	694	9,116
Other British Possessions	—	—	—	—	—	2,936	2,511	1,384	1,125	2,619
TOTAL BRITISH EMPIRE	—	—	—	—	—	17,15,889	18,52,762	18,86,094	25,44,059	28,01,316
Sweden	—	—	—	—	—	93,378	1,10,901	1,06,161	1,94,373	2,10,787
Germany	—	—	—	—	—	6,59,119	6,57,935	8,57,546	8,58,190	12,31,636
Netherlands	—	—	—	—	—	5,204	11,872	8,872	3,038	4,338
Belgium	—	—	—	—	—	14,703	19,552	7,920	2,012	9,471
France	—	—	—	—	—	74,286	80,715	59,276	67,524	65,166
Switzerland	—	—	—	—	—	5,011	6,754	3,340	4,613	1,441
Italy (including Fiume)	—	—	—	—	—	66,879	19,126	68,051	68,166	11,757
Austria	—	—	—	—	—	59,068	20,208	27,453	23,243	11,169
Hungary	—	—	—	—	—	15,951	5
Czechoslovakia	—	—	—	—	—	2,059	6,163	15,716	3,614	1,008
Japan	—	—	—	—	—	11,124	23,534	23,652	1,40,739	1,75,784
Egypt	—	—	—	—	—	..	11,057	2,077	526	401
United States of America—										
<i>Via Atlantic Coast</i>	—	—	—	—	—	7,85,286	6,77,477	7,28,679	8,62,464	10,50,835
<i>Pacific</i>	—	—	—	—	—	6,003	..	570	4,568	3,518
Other Foreign Countries	—	—	—	—	—	1,818	4,556	242	722	482
TOTAL FOREIGN COUNTRIES	—	—	—	—	—	17,98,894	16,78,666	19,69,627	22,29,918	27,98,033
<i>Share of Bengal</i>	—	—	—	—	—	10,85,155	10,79,087	13,31,126	17,02,649	18,78,300
<i>Bombay</i>	—	—	—	—	—	10,01,830	10,49,853	9,42,221	9,50,145	13,53,876
<i>Sind</i>	—	—	—	—	—	6,23,718	7,03,093	7,68,970	3,68,224	3,77,393
<i>Madras</i>	—	—	—	—	—	3,92,573	3,62,224	4,55,798	3,01,553	6,84,516
<i>Burma</i>	—	—	—	—	—	3,43,707	3,32,671	3,66,986	5,91,445	7,95,054
TOTAL	—	—	—	—	—	25,18,783	25,20,448	28,55,721	47,73,976	55,89,349

GENERAL IMPORTS

(150)

No. 10—continued

ARTICLES AND COUNTRIES OF CONSIGNMENT; ALSO SHARE OF EACH PROVINCE	QUANTITY					VALUE				
	1931-32	1932-33	1933-34	1934-35	1935-36	1931-32	1932-33	1933-34	1934-35	1935-36
Hardware (excluding cutlery and electroplated ware)—continued										
<i>Lamps, metal (III. D)—</i>	No.	No.	No.	No.	No.					
United Kingdom (including Channel Islands)	18,495	21,305	22,990	16,405	20,142	80,585	86,875	89,834	83,958	1,16,290
Straits Settlements	203	29	1,024	24	74	258	153	6,741	100	34
Other British Possessions	1,009	165	82	1,098	790	1,486	957	450	3,064	671
TOTAL BRITISH EMPIRE	14,707	21,500	24,102	17,527	21,016	82,229	87,985	97,031	87,122	1,16,995
Sweden	9,283	8,678	15,631	26,304	25,304	48,030	76,907	1,22,154	1,92,768	1,70,918
Germany	1,921,750	2,787,169	2,579,278	3,318,080	4,007,169	23,94,613	36,13,788	28,11,758	35,33,158	38,48,552
France	647	955	114	37	52	9,508	2,774	2,252	430	726
Italy (including Fiume)	4,152	2,376	902	447	476	5,016	4,021	1,251	2,337	4,141
Austria	67,316	127,239	115,755	82,888	83,918	1,38,473	2,06,999	1,85,175	1,55,857	1,54,232
Hungary	41,780	52,828	25,415	64,020	37,676	22,456	30,370	18,042	33,708	20,502
Czechoslovakia	24,912	9,148	1,511	8,877	9,388	26,187	12,818	3,817	10,094	11,764
Japan	1,186	63,008	258,492	397,618	294,198	1,304	64,487	1,68,462	2,23,228	1,26,469
United States of America—										
Via Atlantic Coast	370,532	9,778	721,775	1,251,094	1,173,243	4,54,572	21,960	6,34,261	10,28,952	9,23,615
" Pacific "	..	118	3	..	1,353	25
Other Foreign Countries	3,003	531	179	37	1,033	9,321	543	1,424	851	1,425
TOTAL FOREIGN COUNTRIES	2,444,511	3,061,823	3,719,102	5,149,453	5,637,513	30,04,476	40,43,558	39,38,591	51,35,953	52,02,339
<i>Share of Bengal</i>	<i>1,114,230</i>	<i>1,035,130</i>	<i>1,267,199</i>	<i>2,016,515</i>	<i>2,043,149</i>	<i>12,00,329</i>	<i>12,56,143</i>	<i>12,62,776</i>	<i>12,96,235</i>	<i>23,45,371</i>
" Bombay	<i>577,513</i>	<i>300,161</i>	<i>373,305</i>	<i>385,014</i>	<i>327,491</i>	<i>3,71,054</i>	<i>13,25,307</i>	<i>12,25,696</i>	<i>12,42,326</i>	<i>10,21,706</i>
" Sind	<i>261,747</i>	<i>421,968</i>	<i>461,339</i>	<i>644,437</i>	<i>736,274</i>	<i>3,01,337</i>	<i>5,01,333</i>	<i>4,55,410</i>	<i>6,13,171</i>	<i>6,39,453</i>
" Madras	<i>425,917</i>	<i>676,440</i>	<i>317,318</i>	<i>1,174,130</i>	<i>1,063,015</i>	<i>4,30,011</i>	<i>3,34,053</i>	<i>3,71,254</i>	<i>10,23,319</i>	<i>9,25,245</i>
" Burma	<i>79,396</i>	<i>149,624</i>	<i>224,343</i>	<i>346,343</i>	<i>233,599</i>	<i>1,34,026</i>	<i>2,04,343</i>	<i>2,16,436</i>	<i>3,33,636</i>	<i>3,37,030</i>
TOTAL	2,459,303	3,083,323	3,743,204	5,166,979	5,658,523	30,36,707	41,31,543	40,35,622	52,79,080	53,79,354
<i>Lamps, glass (III. D)—</i>										
United Kingdom (including Channel Islands)	No.	No.	No.	No.	No.					
Other British Possessions	268	123	128	90	6,003	1,494	1,047	543	15,500	5,304
Other British Possessions	27	2	176	162	3	172	2	106	24	4
TOTAL BRITISH EMPIRE	295	125	304	252	6,006	1,666	1,049	649	15,524	5,308
Germany	10,699	2,260	1,254	1,967	1,727	24,166	7,549	2,235	2,137	1,710
Italy (including Fiume)	4,921	2,378	..	5	12	2,019	4,021	..	18,316	96
Czechoslovakia	1,238	539	3,051	25,306	967	1,073	1,014	2,042	7,723	6,376
Japan	2,638	23,454	165,309	494,677	345,813	636	6,365	43,262	1,54,579	80,337
Other Foreign Countries	4,654	249	293	602	2,530	5,465	972	4,627	300	1,032
TOTAL FOREIGN COUNTRIES	24,250	28,923	169,912	532,567	351,099	23,359	19,921	58,116	1,83,553	89,551
<i>Share of Bengal</i>	<i>343</i>	<i>1</i>	<i>2,343</i>	<i>3,360</i>	<i>10,034</i>	<i>1,633</i>	<i>115</i>	<i>649</i>	<i>1,433</i>	<i>6,321</i>
" Bombay	<i>12,237</i>	<i>23,116</i>	<i>102,624</i>	<i>197,147</i>	<i>112,173</i>	<i>24,130</i>	<i>16,093</i>	<i>37,730</i>	<i>21,543</i>	<i>39,419</i>
" Sind	<i>957</i>	<i>1,161</i>	<i>2,177</i>	<i>1,442</i>	<i>1,366</i>	<i>999</i>	<i>375</i>	<i>554</i>	<i>391</i>	<i>596</i>
" Madras	<i>9,700</i>	<i>332</i>	<i>3,443</i>	<i>11,977</i>	<i>19,393</i>	<i>7,439</i>	<i>741</i>	<i>1,531</i>	<i>5,331</i>	<i>6,733</i>
" Burma	<i>1,303</i>	<i>10,444</i>	<i>59,324</i>	<i>319,733</i>	<i>213,629</i>	<i>734</i>	<i>1,741</i>	<i>13,321</i>	<i>99,320</i>	<i>42,399</i>
TOTAL	24,345	24,053	179,216	532,300	357,105	35,025	20,970	58,765	1,99,070	94,357

No. 10—continued

ARTICLES, AND COUNTRIES OF CONSIGNMENT; ALSO SHARE OF EACH PROVINCE	QUANTITY					VALUE				
	1931-32	1932-33	1933-34	1934-35	1935-36	1931-32	1932-33	1933-34	1934-35	1935-36
Hardware (excluding cutlery and electroplated ware)—continued						R	R	R	R	R
<i>Parts of lamps, other than glass (III. D)—</i>										
United Kingdom (including Channel Islands)	—	—	—	—	—	86,046	53,776	48,902	59,818	65,324
Other British Possessions	—	—	—	—	—	392	220	335	165	54
TOTAL BRITISH EMPIRE	—	—	—	—	—	86,437	54,005	49,237	59,983	65,378
Sweden	—	—	—	—	—	12,808	8,450	16,902	17,456	24,400
Germany	—	—	—	—	—	2,59,900	3,78,000	2,54,628	2,82,480	2,98,609
Austria	—	—	—	—	—	4,716	28,782	23,011	21,742	26,134
Hungary	—	—	—	—	—	7,754	12,468	8,707	8,074	4,806
Czechoslovakia	—	—	—	—	—	6,067	8,074	1,068	5,679	2,839
Japan	—	—	—	—	—	31,981	44,109	55,299	35,881	26,037
United States of America—										
Via Atlantic Coast	—	—	—	—	—	7,666	11,240	15,175	5,654	8,800
" Pacific "	—	—	—	—	—	—	157	—	—	10
Other Foreign Countries	—	—	—	—	—	6,055	2,888	4,856	3,468	908
TOTAL FOREIGN COUNTRIES	—	—	—	—	—	3,56,896	4,94,118	3,78,841	3,80,429	3,93,197
<i>Share of Bengal</i>	—	—	—	—	—	1,02,729	1,11,221	1,10,337	95,526	97,463
" Bombay	—	—	—	—	—	2,60,071	3,16,978	2,15,594	2,38,719	2,63,109
" Sind	—	—	—	—	—	22,245	14,120	15,888	20,448	27,553
" Madras	—	—	—	—	—	60,446	87,360	75,022	80,278	72,331
" Burma	—	—	—	—	—	7,241	3,439	6,303	4,891	3,069
TOTAL	—	—	—	—	—	4,42,388	5,42,118	4,22,078	4,39,912	4,52,575
<i>Safes and strong boxes of metal (III. D)—</i>	No.	No.	No.	No.	No.					
United Kingdom (including Channel Islands)	537	144	87	143	522	22,114	23,626	11,326	17,204	38,410
Other British Possessions	23	72	23	8	34	3,118	3,509	1,629	419	1,658
TOTAL BRITISH EMPIRE	560	216	110	151	546	25,232	27,135	12,955	17,623	40,068
Japan	3	50	306	742	1,319	1,536	245	423	3,895	6,010
United States of America—										
Via Atlantic Coast	24	19	2	3	7	5,195	3,123	357	675	1,551
" Pacific "	36	100
Other Foreign Countries	166	78	751	49	85	6,896	4,251	9,060	3,167	2,697
TOTAL FOREIGN COUNTRIES	230	147	1,059	794	1,411	12,777	7,624	9,840	7,737	10,264
<i>Share of Bengal</i>	163	93	67	169	492	12,841	15,770	7,906	13,391	18,997
" Bombay	17	60	1,044	29	337	4,793	3,348	3,115	1,228	15,336
" Sind	58	2	5	26	10	1,847	2,732	939	3,619	3,091
" Madras	211	138	42	17	17	3,470	7,342	4,043	4,510	2,306
" Burma	401	20	11	704	1,101	12,068	4,309	1,742	5,152	10,692
TOTAL	849	363	1,169	945	1,957	40,009	33,559	22,795	25,960	50,332
<i>Stoves (III. D)—</i>	No.	No.	No.	No.	No.					
United Kingdom (including Channel Islands)	28,962	17,427	9,428	16,171	18,432	1,09,603	69,014	70,936	80,010	91,755
Other British Possessions	30	34	46	61	22	129	91	181	362	370
TOTAL BRITISH EMPIRE	28,992	17,461	9,474	16,232	18,454	1,09,732	69,105	71,117	80,372	92,125

ARTICLES, AND COUNTRIES OF CONSIGNMENT; ALSO SHARE OF EACH PROVINCE	QUANTITY					VALUE				
	1931-32	1932-33	1933-34	1934-35	1935-36	1931-32	1932-33	1933-34	1934-35	1935-36
	No.	No.	No.	No.	No.	₹	₹	₹	₹	₹
Hardware (excluding cutlery and electroplated ware)—continued										
Stoves (III. D)—continued										
Sweden	67,837	80,669	102,024	105,224	98,804	2,57,897	2,88,944	2,18,098	2,32,659	2,24,075
Germany	13,438	24,096	19,417	23,020	8,353	29,477	82,331	26,248	24,864	26,419
Austria	12,840	13,468	4,435	5,626	1,519	41,910	40,938	15,160	12,212	7,946
United States of America—										
Via Atlantic Coast	1,052	794	711	2,049	1,342	24,240	12,784	9,092	19,074	21,459
" Pacific "	2	2	--	--	1	47	158	--	--	10
Other Foreign Countries	261	765	609	2,144	1,706	2,227	4,042	2,430	4,127	4,561
TOTAL FOREIGN COUNTRIES	95,480	119,704	123,216	128,062	111,815	3,55,307	3,74,307	2,71,026	2,98,980	2,85,090
Share of Bengal	37,353	45,793	46,006	44,312	42,243	1,21,378	1,22,315	1,39,178	1,32,771	1,77,741
" Bombay	43,073	52,123	55,693	64,499	50,806	1,97,622	2,02,342	1,91,932	2,17,422	1,21,627
" Sind	10,705	12,020	11,712	11,075	21,444	60,442	59,069	52,240	52,798	69,770
" Madras	24,247	18,059	21,225	21,222	12,992	62,212	25,740	45,466	51,474	25,402
" Burma	3,424	2,226	2,043	2,227	2,229	22,224	12,246	12,727	12,224	12,675
TOTAL	124,472	127,255	127,690	144,295	129,779	4,65,044	4,43,212	4,42,142	4,70,202	4,77,215
Other ports (III. D)—										
United Kingdom (including Channel Islands)	--	--	--	--	--	58,88,991	55,55,902	62,38,297	59,32,964	62,32,126
Aden and Dependencies	--	--	--	--	--	10,485	2,266	2,544	4,471	2,202
Bahrain Islands	--	--	--	--	--	4,485	5,922	9,222	10,246	8,648
Ceylon (excluding Maldives)	--	--	--	--	--	5,96,205	7,51,227	2,55,699	2,01,968	2,42,590
Straits Settlements	--	--	--	--	--	22,194	47,296	1,12,669	1,20,247	1,67,192
Hongkong	--	--	--	--	--	4,527	4,550	2,744	5,722	5,124
Kenya Colony	--	--	--	--	--	12,500	6,076	2,722	5,202	766
Canada—										
Via Atlantic Coast	--	--	--	--	--	7,102	5,994	2,907	16,122	2,052
" Pacific "	--	--	--	--	--	2	2	125	156	12
Commonwealth of Australia	--	--	--	--	--	7,022	5,220	2,801	11,222	20,221
Other British Possessions	--	--	--	--	--	9,209	7,002	2,752	2,227	4,512
TOTAL BRITISH EMPIRE	--	--	--	--	--	65,72,204	62,02,222	67,71,609	65,22,122	67,22,612
Estonia	--	--	--	--	--	55,222	16,022	--	202	60
Sweden	--	--	--	--	--	2,16,162	2,24,016	4,06,542	4,19,112	4,20,220
Norway	--	--	--	--	--	66,272	72,557	22,220	70,177	67,422
Denmark	--	--	--	--	--	42,122	45,751	42,022	72,272	42,512
Germany	--	--	--	--	--	26,15,221	24,22,222	26,06,272	20,22,202	22,74,222
Netherlands	--	--	--	--	--	1,02,452	92,291	72,459	62,542	72,712
Belgium	--	--	--	--	--	1,97,222	2,55,990	2,12,752	2,76,214	2,22,220
France	--	--	--	--	--	1,22,062	1,94,647	1,51,222	1,20,622	1,24,442
Switzerland	--	--	--	--	--	9,604	11,522	12,569	11,222	2,247
Italy (including Fiume)	--	--	--	--	--	1,76,510	1,09,222	26,022	62,922	92,076
Austria	--	--	--	--	--	1,09,541	1,24,704	1,04,277	1,22,906	97,221
Hungary	--	--	--	--	--	11,022	1,022	2,644	2,602	10,522
Czechoslovakia	--	--	--	--	--	2,79,512	5,62,122	5,25,412	5,41,964	5,21,775
Yugo-Slavia (Kingdom of the Serbs, Croats and Slovenes)	--	--	--	--	--	20,220	1,20,762	1,24,571	22,521	4,192
Mascat Territory and Trucial Oman	--	--	--	--	--	2,720	7,224	9,140	7,222	9,662
Iraq	--	--	--	--	--	15,270	16,452	15,222	11,102	10,772
Iran	--	--	--	--	--	15,041	6,521	5,400	17,166	2,227
Java	--	--	--	--	--	2,51,771	2,27,642	1,22,121	1,07,417	67,720
Japan	--	--	--	--	--	5,62,902	10,02,622	14,12,652	12,22,220	17,22,172
China (excluding Hongkong and Macao)	--	--	--	--	--	10,014	12,222	17,222	14,510	11,202

No. 10—continued

ARTICLES, AND COUNTRIES OF CONSIGNMENT; ALSO SHARE OF EACH PROVINCE	QUANTITY					VALUE				
	1931-32	1932-33	1933-34	1934-35	1935-36	1931-32	1932-33	1933-34	1934-35	1935-36
Hardware (excluding cutlery and electroplated ware)—continued						R	R	R	R	R
Other sorts (III. D)— continued										
United States of America— Via Atlantic Coast . . .	—	—	—	—	—	11,17,547	6,49,312	6,79,103	7,39,756	7,49,691
" Pacific " . . .	—	—	—	—	—	11,689	8,254	7,132	26,529	2,928
Other Foreign Countries . . .	—	—	—	—	—	5,028	8,061	6,096	5,987	10,020
TOTAL FOREIGN COUNTRIES . . .	—	—	—	—	—	61,46,395	74,29,518	69,83,498	72,02,672	76,81,932
Share of Bengal . . .	—	—	—	—	—	42,68,246	47,01,343	45,02,433	40,73,033	47,91,905
" Bombay . . .	—	—	—	—	—	45,43,349	54,57,883	54,92,994	58,83,555	55,82,224
" Sind . . .	—	—	—	—	—	9,31,390	10,85,813	10,27,574	9,51,656	11,15,056
" Madras . . .	—	—	—	—	—	17,22,889	14,48,839	15,81,644	14,57,463	14,79,157
" Burma . . .	—	—	—	—	—	12,53,645	11,30,223	12,10,412	13,80,093	14,06,293
TOTAL . . .	—	—	—	—	—	1,27,19,199	1,38,23,501	1,37,55,107	1,37,24,810	1,43,54,545
Total value of Hardware (ex- cluding cutlery and electro- plated ware)—										
United Kingdom (including Channel Islands) . . .	—	—	—	—	—	96,15,327	91,44,030	97,55,822	97,96,430	1,04,01,968
Aden and Dependencies . . .	—	—	—	—	—	10,499	8,568	8,719	4,691	2,308
Bahrain Islands . . .	—	—	—	—	—	4,465	6,864	9,232	10,246	8,648
Ceylon (excluding Maldives)	—	—	—	—	—	6,11,801	7,69,146	8,92,476	8,07,286	2,62,388
Straits Settlements . . .	—	—	—	—	—	41,953	54,506	1,29,022	1,95,239	2,00,837
Hongkong . . .	—	—	—	—	—	9,417	9,996	7,614	8,299	6,784
Union of South Africa . . .	—	—	—	—	—	954	6,833	867	364	1,581
Kenya Colony . . .	—	—	—	—	—	12,591	6,478	4,053	5,922	978
Canada— Via Atlantic Coast . . .	—	—	—	—	—	11,826	10,907	4,870	20,462	15,651
" Pacific " . . .	—	—	—	—	—	14	2	125	156	13
Commonwealth of Australia	—	—	—	—	—	7,581	5,346	10,717	23,521	40,052
Other British Possessions . . .	—	—	—	—	—	10,132	7,212	2,160	8,033	4,840
TOTAL BRITISH EMPIRE . . .	—	—	—	—	—	1,03,36,580	1,00,23,828	1,03,20,677	1,03,75,639	1,09,46,042
Finland . . .	—	—	—	—	—	253	147	13,147
Estonia . . .	—	—	—	—	—	55,933	16,310	..	8,029	5,121
Sweden . . .	—	—	—	—	—	12,20,360	14,93,795	15,83,224	17,45,277	18,72,235
Norway . . .	—	—	—	—	—	68,818	73,128	87,811	70,299	71,436
Denmark . . .	—	—	—	—	—	42,841	43,960	48,642	79,229	51,522
Poland (including Danzig) . . .	—	—	—	—	—	..	535	1,366	10,029	18,502
Germany . . .	—	—	—	—	—	75,85,029	1,07,97,666	86,13,669	95,39,687	1,08,23,226
Netherlands . . .	—	—	—	—	—	1,16,102	1,10,678	91,358	70,132	91,077
Belgium . . .	—	—	—	—	—	2,97,278	3,49,537	2,85,170	3,46,985	3,92,401
France . . .	—	—	—	—	—	3,49,830	3,13,904	2,30,349	2,60,444	2,04,823
Spain . . .	—	—	—	—	—	5,298	776	3,143	1,614	1,327
Switzerland . . .	—	—	—	—	—	15,350	13,478	17,465	16,301	7,943
Italy (including Fiume) . . .	—	—	—	—	—	2,70,886	1,51,139	1,71,752	1,69,625	1,23,123
Austria . . .	—	—	—	—	—	4,20,082	4,75,979	4,06,447	3,86,760	3,48,779
Hungary . . .	—	—	—	—	—	58,656	55,864	40,552	1,31,212	1,03,313
Czechoslovakia . . .	—	—	—	—	—	7,12,376	9,05,557	8,15,780	9,86,137	8,90,170
Yugo-Slavia (Kingdom of the Serbs, Croats, and Slovenes)	—	—	—	—	—	30,829	1,29,763	1,34,571	32,676	4,193
Mascat Territory and Tru- cial Oman . . .	—	—	—	—	—	9,344	7,254	9,171	8,103	9,856
Iraq . . .	—	—	—	—	—	16,168	16,751	15,516	11,403	10,849
Iran . . .	—	—	—	—	—	16,521	7,304	6,724	17,882	8,967
Java . . .	—	—	—	—	—	2,51,980	2,27,649	1,23,196	1,07,497	67,744
Japan . . .	—	—	—	—	—	15,76,933	30,11,217	34,77,411	32,14,908	35,01,697
China (exclusive of Hongkong and Macao) . . .	—	—	—	—	—	11,772	20,379	20,576	17,589	12,829
Egypt . . .	—	—	—	—	—	613	11,372	8,545	1,101	2,523

GENERAL IMPORTS

(154)

No. 10—continued

ARTICLES, AND COUNTRIES OF CONSIGNMENT; ALSO SHARE OF EACH PROVINCE	QUANTITY					VALUE				
	1931-32	1932-33	1933-34	1934-35	1935-36	1931-32	1932-33	1933-34	1934-35	1935-36
Hardware (excluding cutlery and electroplated ware)—continued						R	R	R	R	R
<i>Total value of Hardware (excluding cutlery and electroplated ware)—continued.</i>										
United States of America—										
Via Atlantic Coast	—	—	—	—	—	26,98,348	16,38,197	22,67,584	29,89,822	30,01,207
" Pacific "	—	—	—	—	—	18,486	13,082	8,687	82,620	12,442
Other Foreign Countries	—	—	—	—	—	5,115	2,457	2,705	4,092	4,174
TOTAL FOREIGN COUNTRIES	—	—	—	—	—	1,57,54,883	1,08,97,731	1,84,62,707	2,01,54,078	2,17,29,723
<i>Share of Bengal</i>	—	—	—	—	—	86,82,677	87,48,089	88,62,591	84,86,841	1,10,74,097
" Bombay	—	—	—	—	—	85,10,212	1,01,42,242	85,22,246	89,70,103	98,93,304
" Sind	—	—	—	—	—	28,78,030	22,95,833	22,40,465	28,11,215	22,98,329
" Madras	—	—	—	—	—	27,67,167	41,21,041	40,78,768	42,39,570	42,63,922
" Burma	—	—	—	—	—	25,12,327	20,02,848	24,21,224	22,21,222	22,48,122
TOTAL	—	—	—	—	—	2,00,91,413	2,09,21,559	2,87,88,384	2,05,29,712	2,26,76,765
Hides and Skins, raw—										
<i>Hides, raw (H. E)—</i>										
United Kingdom (including Channel Islands)	Tons 34	Tons 2	Tons 6	Tons 53	Tons 47	1,16,942	2,013	2,617	22,246	10,642
Aden and Dependences	9	3	1	9,645	1,488	598
Ceylon (excluding Maldives)	244	296	352	242	290	1,22,552	1,19,886	97,720	28,104	72,790
Straits Settlements	8	23	10	9	6	6,574	8,579	7,126	2,946	2,250
Zanzibar and Pemba	6	7,050	278	500	200	..
Kenya Colony	7	14	10	5	2	6,800	5,815	4,720	2,600	2,400
Tanganyika Territory	13	2	11,656	1,500	..
Commonwealth of Australia	5	44	45	1	3	2,729	23,920	22,224	277	1,406
New Zealand	29	8	27,968	5,065
Other British Possessions	1	..	1	1	..	504	..	220	450
TOTAL BRITISH EMPIRE	452	492	436	413	350	3,11,280	1,69,445	1,56,812	1,25,292	92,596
<i>Other Foreign Countries</i>										
Iraq	9	8	259	52	1	28,127	2,041	67,015	12,140	220
Java	6	44	53	9,801	44,774	70,712
Siam	292	191	161	98	154	94,640	70,447	68,057	24,269	48,572
French Indo-China	28	..	20	8,052	20
Other Foreign Countries	6	11	7	15	1	5,241	6,549	2,276	5,078	1,850
TOTAL FOREIGN COUNTRIES	327	210	433	237	209	1,28,088	80,987	1,38,779	1,04,815	1,21,174
<i>Share of Bengal</i>	..	1	2	5	15	..	1,224	427	1,220	4,758
" Bombay	51	57	222	79	10	49,420	26,267	20,119	22,251	6,222
" Sind	6	1	225	..	225	2,272	1,220
" Madras	722	644	555	560	522	3,89,612	2,21,221	2,14,671	2,02,419	2,00,746
TOTAL	779	702	669	650	559	4,39,312	2,49,222	2,95,592	2,29,708	2,12,710
Skins, raw (H. E)—										
United Kingdom (including Channel Islands)	Tons 4	Tons ..	Tons 2	Tons 15	Tons 4	20,590	2,078	19,517	47,957	26,071
Aden and Dependences	49	80	70	122	162	76,512	26,165	51,720	99,149	95,012
Bahrain Islands	20	12	11	20	9	5,900	2,660	2,270	12,946	2,220
Ceylon (excluding Maldives)	201	198	201	242	441	2,14,512	1,65,762	1,79,519	1,22,275	1,72,629
Straits Settlements	112	47	62	74	52	1,52,025	24,510	1,22,422	51,226	22,561

No. 10—continued

ARTICLES AND COUNTRIES OF CONSIGNMENT; ALSO SHARE OF EACH PROVINCE	QUANTITY					VALUE				
	1931-32	1932-33	1933-34	1934-35	1935-36	1931-32	1932-33	1933-34	1934-35	1935-36
	Tons	Tons	Tons	Tons	Tons	₹	₹	₹	₹	₹
Hides and Skins, raw—continued										
<i>Skins, raw (H. E)—continued</i>										
Kenya Colony	7	20	28	9	18	7,698	17,886	20,630	4,840	17,370
Tanganyika Territory	1	2	18	13	..	1,055	1,200	11,740	15,230
Seychelles	9	8,766
Commonwealth of Australia	89	48	41	31	..	27,043	34,217	23,137	10,241
New Zealand	1	3	26	6	..	450	2,167	24,325	3,512
Other British Possessions	3	3	3	3,036	2,759	1,327	2,550	3,524
TOTAL BRITISH EMPIRE	503	455	505	597	741	5,91,390	3,17,375	4,55,855	4,18,355	3,95,330
France	1	..	6,760	3,264	..
Italy (including Fiume)	1	606	68	..	510	3,025
Maskat Territory and Trucial Oman	14	5	12	29	25	11,255	2,416	5,173	13,479	18,538
Other Native States in Arabia	54	24	163	200	167	27,852	17,633	1,75,575	1,62,332	1,64,750
Iraq	100	346	394	223	194	48,535	1,21,462	1,31,669	92,735	67,720
Iran	342	257	270	293	233	1,85,630	95,261	85,547	1,09,121	1,12,453
Java	5	..	1	..	2,737	26,398	..	3,749
French Indo-China	6	2	1	1,13,132	53,569	10,593
United States of America— Via Atlantic Coast	1	5	14,305	500	..	910	19,496
Other Foreign Countries	13	..	3	8	1	3,393	1,605	4,823	6,121	1,540
TOTAL FOREIGN COUNTRIES	530	634	843	764	627	4,12,019	3,95,306	4,39,793	3,33,972	3,91,371
<i>Share of Bengal</i>	<i>1</i>	<i>1</i>	<i>3</i>	<i>3</i>	<i>7</i>	<i>7,933</i>	<i>15,735</i>	<i>55,233</i>	<i>1,342</i>	<i>17,323</i>
.. Bombay	436	613	776	746	630	2,22,301	2,33,372	3,01,167	3,30,989	3,44,152
.. Sind	123	70	36	31	41	77,963	33,065	9,472	12,312	25,192
.. Madras	435	400	543	531	690	6,95,313	3,25,509	5,29,342	4,07,193	4,00,070
.. Burma	500	..	14
TOTAL	1,033	1,089	1,348	1,361	1,368	10,03,409	6,12,681	8,95,653	8,07,327	7,86,651
Total Hides and Skins, Raw—	Tons	Tons	Tons	Tons	Tons					
United Kingdom (including Channel Islands)	38	2	3	68	51	1,47,532	10,991	23,134	76,303	30,713
Aden and Dependencies	53	63	70	133	159	86,163	37,654	51,730	99,149	95,610
Bahrain Islands	30	14	11	31	10	5,900	4,164	2,370	14,266	3,680
Ceylon (excluding Maldives)	645	594	613	590	731	4,47,075	2,35,654	2,77,249	2,26,979	2,47,410
Straits Settlements	120	70	73	83	64	1,59,659	63,039	1,40,553	55,732	41,311
Zanzibar and Pemba	5	1	7,050	800	860	209	..
Kenya Colony	14	40	38	14	20	14,493	23,701	25,420	7,440	19,770
Tanganyika Territory	1	15	20	13	..	1,055	12,356	12,240	15,230
Seychelles	9	8,766
Commonwealth of Australia	5	133	93	42	34	3,739	50,963	66,601	23,514	20,647
New Zealand	39	9	3	25	6	27,933	5,515	2,167	24,325	3,512
Other British Possessions	3	3	3	3,036	2,734	1,467	2,550	3,524
TOTAL BRITISH EMPIRE	955	947	941	1,010	1,031	9,02,670	4,85,820	6,12,663	5,45,743	4,37,916
France	1	..	6,760	3,264	..
Italy (including Fiume)	1	606	68	..	510	3,025
Maskat Territory and Trucial Oman	14	6	12	35	25	11,300	3,166	5,416	15,907	14,643
Other Native States in Arabia	57	30	163	200	167	31,526	20,241	1,78,316	1,62,332	1,65,070
Iraq	129	354	353	230	195	71,723	1,25,403	1,93,704	1,04,375	67,340
Iran	345	257	272	307	233	1,36,630	95,261	85,930	1,11,741	1,12,453
Java	4	11	44	54	..	5,453	36,199	44,773	74,461
Sumatra	292	191	162	93	154	95,110	71,331	59,223	35,514	43,902
French Indo-China	6	2	1	23	..	1,13,132	53,569	10,593	3,062	20

GENERAL IMPORTS

(156)

No. 10—continued

ARTICLES AND COUNTRIES OF CONSIGNMENT; ALSO SHARE OF EACH PROVINCE	QUANTITY					VALUE				
	1931-32	1932-33	1933-34	1934-35	1935-36	1931-32	1932-33	1933-34	1934-35	1935-36
Hides and skins, raw—concluded						B	B	B	B	B
Total Hides and skins, Raw (H. E.)—continued	Tons	Tons	Tons	Tons	Tons					
United States of America—										
Via Atlantic Coast . . .	1	5	14,808	500	..	910	19,498
Other Foreign Countries . .	18	..	2	8	2	7,945	696	8,687	4,906	1,580
TOTAL FOREIGN COUNTRIES . .	257	844	1,331	1,001	836	5,40,057	3,76,248	5,78,577	4,98,337	5,12,445
Share of Bengal	1	2	10	3	23	7,923	17,628	55,719	3,602	21,979
" Bombay	476	675	1,058	825	640	2,71,781	2,64,739	3,31,376	4,09,431	3,51,080
" Sind	122	70	25	37	42	78,187	35,065	2,337	15,390	26,472
" Madras	1,212	1,044	1,198	1,141	1,223	10,84,828	5,46,620	7,43,913	6,09,618	6,00,816
" Burma	500	..	14
TOTAL	1,812	1,791	2,222	2,011	1,927	14,42,727	8,62,068	11,91,245	10,37,035	10,00,261
Hops I. I.—										
United Kingdom (including Channel Islands)	Cwts.	Cwts.	Cwts.	Cwts.	Cwts.					
Other British Possessions	78	..	22	12	1	4,040	26	3,296	1,719
TOTAL BRITISH EMPIRE	416	682	279	481	266	41,373	70,147	49,509	81,321	46,234
Germany	392	334	316	329	317	17,877	16,618	22,140	27,136	28,160
United States of America—										
Via Atlantic Coast	21	144	59	4	..	4,536	7,688	3,036
" Pacific "	23	21	43	3,953	2,453	2,790
Other Foreign Countries	20	78	5	21	11	1,209	3,303	252	1,848	327
TOTAL FOREIGN COUNTRIES . .	412	412	355	525	480	19,084	20,421	20,932	39,125	35,402
Share of Bengal	123	129	178	112	123	14,566	12,111	20,004	12,109	14,240
" Bombay	230	223	272	264	298	14,932	22,407	20,932	41,376	17,845
" Sind	141	267	101	396	219	3,680	22,787	17,676	39,151	21,232
" Madras	248	212	127	162	107	12,909	12,992	10,328	2,328	11,562
" Burma	26	103	20	78	109	2,472	12,221	11,601	12,491	16,430
TOTAL	828	1,094	764	1,006	796	60,457	90,568	60,441	1,20,346	81,636
Horns, tips and pieces of horn (H. E.)—										
TOTAL BRITISH EMPIRE	128	61	126	122	104	276	1,357	658	341	4,256
TOTAL FOREIGN COUNTRIES	1	2	8	2,125	150	100
Share of Bengal	11
" Bombay	1	3	..	4	..	1,110	2,761	212	4,049
" Madras	128	61	126	122	100	276	239	238	279	307
TOTAL	128	62	128	122	104	276	1,860	2,998	491	4,866

No. 10—continued

ARTICLES, AND COUNTRIES OF CONSIGNMENT; ALSO SHARE OF EACH PROVINCE	QUANTITY					VALUE				
	1931-32	1932-33	1933-34	1934-35	1935-36	1931-32	1932-33	1933-34	1934-35	1935-36
						R	R	R	R	R
Instruments, Apparatus and Appliances, and parts thereof—										
Electrical, including telegraph and telephone apparatus, not being machinery—										
Electric fans and parts thereof (III. F)—										
United Kingdom (including Channel Islands)	—	—	—	—	—	10,60,805	13,19,513	12,77,197	16,42,775	22,32,164
Straits Settlements	—	—	—	—	—	7,832	—	5	29	..
Other British Possessions	—	—	—	—	—	2,442	383	68	20	214
TOTAL BRITISH EMPIRE	—	—	—	—	—	10,61,129	13,19,901	12,77,270	16,42,824	22,32,478
Germany	—	—	—	—	—	4,14,726	3,80,802	30,817	1,84,369	3,16,014
Netherlands	—	—	—	—	—	14,606	23,957	23,228	9,488	10,470
Belgium	—	—	—	—	—	..	65	9,809	1,527	679
France	—	—	—	—	—	5,206	252	2,919
Italy (including Fiume)	—	—	—	—	—	4,13,065	4,74,869	4,74,014	5,46,303	4,52,648
Japan	—	—	—	—	—	3,105	13,374	69,948	42,536	91,347
United States of America—										
Via Atlantic Coast	—	—	—	—	—	39,742	23,341	85,833	86,033	1,37,014
" Pacific "	—	—	—	—	—	184
Other Foreign Countries	—	—	—	—	—	4,135	621	3,055	4,574	7,591
TOTAL FOREIGN COUNTRIES	—	—	—	—	—	8,89,380	9,17,029	7,01,910	8,75,077	10,18,806
Share of Bengal	—	—	—	—	—	7,93,918	10,27,484	7,67,531	10,95,865	12,34,047
" Bombay	—	—	—	—	—	6,87,941	6,00,345	6,09,807	7,43,365	10,11,378
" Sind	—	—	—	—	—	3,12,722	4,42,904	2,43,493	3,77,606	5,79,048
" Madras	—	—	—	—	—	1,71,531	2,44,739	2,14,398	2,70,194	3,43,610
" Burma	—	—	—	—	—	84,397	30,368	49,151	25,471	33,293
TOTAL	—	—	—	—	—	19,59,599	22,36,980	19,79,180	25,17,901	32,51,234
Electric wires and cables—										
Rubber, insulated (III. F)—										
United Kingdom (including Channel Islands)	—	—	—	—	—	17,77,369	16,30,755	21,23,651	23,40,295	20,37,916
Other British Possessions	—	—	—	—	—	950	3,423	81	12	153
TOTAL BRITISH EMPIRE	—	—	—	—	—	17,78,319	16,34,178	21,23,682	23,40,307	20,38,074
Sweden	—	—	—	—	—	3,185	2,562	4,583	2,903	1,464
Germany	—	—	—	—	—	4,00,624	3,34,263	2,60,182	3,77,364	5,02,621
Netherlands	—	—	—	—	—	1,12,078	88,198	40,528	16,609	6,116
Belgium	—	—	—	—	—	2,38,541	1,74,043	2,25,541	1,19,233	1,59,567
France	—	—	—	—	—	757	104	309	..	5,451
Switzerland	—	—	—	—	—	23,158	4,305	..	25	44
Italy (including Fiume)	—	—	—	—	—	5,249	9,739	3,072	1,163	1,277
Austria	—	—	—	—	—	11,584	15,320	3,719	3,143	3,939
Czechoslovakia	—	—	—	—	—	20,606	27,680	26,191	12,223	3,116
Japan	—	—	—	—	—	33,403	64,696	1,03,776	1,60,137	1,55,314
United States of America—										
Via Atlantic Coast	—	—	—	—	—	65,340	19,443	16,179	32,114	29,683
" Pacific "	—	—	—	—	—	1,745	..	3,124
Other Foreign Countries	—	—	—	—	—	10	409	90	442	87
TOTAL FOREIGN COUNTRIES	—	—	—	—	—	9,19,535	7,90,762	6,90,923	7,30,311	6,77,808
Share of Bengal	—	—	—	—	—	3,25,304	4,26,733	7,43,345	8,59,526	8,25,609
" Bombay	—	—	—	—	—	10,97,632	9,97,710	11,36,923	12,14,194	13,01,332
" Sind	—	—	—	—	—	3,14,376	3,34,923	5,49,742	4,55,611	3,24,130
" Madras	—	—	—	—	—	2,62,263	2,46,344	2,49,623	4,03,377	3,38,223
" Burma	—	—	—	—	—	1,97,339	1,70,320	1,34,962	1,40,910	1,28,919
TOTAL	—	—	—	—	—	26,97,854	24,24,940	23,19,608	30,79,618	29,15,832

ARTICLES, AND COUNTRIES OF CONSIGNMENT: ALSO SHARE OF EACH PROVINCE	QUANTITY					VALUE				
	1931-32	1932-33	1933-34	1934-35	1935-36	1931-32	1932-33	1933-34	1934-35	1935-36
Instruments, Apparatus and Appliances, and parts thereof— <i>continued</i> Electrical including telegraph and telephone apparatus not being machinery— <i>continued</i> Electric wires and cables— <i>continued</i> Insulations, other than rubber (III. F)— United Kingdom (including Channel Islands)	—	—	—	—	—	10,74,827	21,38,110	21,48,200	37,71,317	44,20,373
Canada— Vid Atlantic Coast	—	—	—	—	—	—	—	2,209	8,650	—
Other British Possessions	—	—	—	—	—	1,128	842	310	61	19
TOTAL BRITISH EMPIRE	—	—	—	—	—	10,76,955	21,38,952	21,50,779	37,80,028	44,20,392
Sweden	—	—	—	—	—	11,010	4,554	19,025	23,579	27,009
Germany	—	—	—	—	—	1,90,223	77,004	1,42,008	7,50,308	1,74,806
Netherlands	—	—	—	—	—	6,151	1,061	39,339	5,498	27,406
Belgium	—	—	—	—	—	30,342	19,242	26,922	39,043	90,427
France	—	—	—	—	—	1,260	380	20,762	1,692	47
Austria	—	—	—	—	—	4,770	1,999	16,257	10,394	3,503
Japan	—	—	—	—	—	7,842	22,920	49,392	35,710	1,09,517
United States of America— Vid Atlantic Coast	—	—	—	—	—	22,052	22,304	76,112	32,192	2,39,354
Other Foreign Countries	—	—	—	—	—	4,339	5,368	806	5,527	1,245
TOTAL FOREIGN COUNTRIES	—	—	—	—	—	2,79,011	1,62,022	2,92,894	2,50,768	6,74,124
Share of Bengal	—	—	—	—	—	15,41,223	9,60,224	10,50,299	12,91,237	21,44,076
„ Bombay	—	—	—	—	—	4,48,045	4,22,942	6,77,414	43,16,370	11,77,229
„ Sind	—	—	—	—	—	64,712	2,67,979	2,42,742	1,24,902	1,40,292
„ Madras	—	—	—	—	—	1,76,204	5,03,225	5,45,272	6,92,219	6,16,262
„ Burma	—	—	—	—	—	29,172	29,154	27,242	45,222	75,121
TOTAL	—	—	—	—	—	22,54,066	22,95,524	25,43,673	41,20,796	50,94,526
Telegraph and Telephone wires and cables (III. F)— United Kingdom (including Channel Islands)	—	—	—	—	—	54,544	45,926	2,12,729	1,86,729	1,72,704
Other British Possessions	—	—	—	—	—	—	1,906	106	—	—
TOTAL BRITISH EMPIRE	—	—	—	—	—	54,544	45,832	2,12,834	1,86,729	1,72,704
Sweden	—	—	—	—	—	—	—	929	10,546	6,219
Germany	—	—	—	—	—	7,166	42,026	526	8,202	44,512
Netherlands	—	—	—	—	—	—	—	—	—	18,052
Belgium	—	—	—	—	—	1,691	—	305	106	25,609
Japan	—	—	—	—	—	27,921	—	42	—	—
Other Foreign Countries	—	—	—	—	—	3,918	—	—	104	—
TOTAL FOREIGN COUNTRIES	—	—	—	—	—	40,598	42,036	1,935	12,958	90,073
Share of Bengal	—	—	—	—	—	1,479	867	1,699	1,621	42,267
„ Bombay	—	—	—	—	—	64,020	12,272	1,25,764	1,91,247	1,55,246
„ Sind	—	—	—	—	—	1,442	5,954	21,627	12,041	40,020
„ Madras	—	—	—	—	—	19,426	66,775	1,6,170	122	21,451
„ Burma	—	—	—	—	—	17,092	—	461	—	2,264
TOTAL	—	—	—	—	—	95,142	85,868	2,15,772	2,02,697	2,02,827
Bare Copper wire (electrolytic) other than telegraph and telephone wires (III. F)— United Kingdom (including Channel Islands)	Cwts.	Cwts.	Cwts.	Cwts.	Cwts.	12,881	7,628	4,722	12,125	15,768
Other British Possessions	—	—	—	—	—	—	—	—	8	—
TOTAL BRITISH EMPIRE	12,881	7,628	4,722	12,125	15,768	12,881	7,628	4,722	12,133	15,768

No. 10—continued

ARTICLES AND COUNTRIES OF CONSIGNMENT; ALSO SHARE OF EACH PROVINCE	QUANTITY					VALUE				
	1931-32	1932-33	1933-34	1934-35	1935-36	1931-32	1932-33	1933-34	1934-35	1935-36
Instruments, Apparatus, and Appliances, and parts thereof— <i>continued</i>										
Electrical including telegraph and telephone apparatus not being machinery— <i>continued</i>						R	R	R	R	R
Electric Wires and Cables— <i>continued</i> . Bare copper wire (electrolytic) other than telegraph and telephone wires (III F.)— <i>continued</i>	Cwts.	Cwts.	Cwts.	Cwts.	Cwts.					
Sweden	260	7,215
Germany	5,518	8,378	900	1,005	892	2,80,578	1,11,009	27,289	28,257	20,843
Netherlands	1,088	622	1,490	80	2,224	42,305	20,804	48,855	2,497	65,849
Belgium	806	298	40	50	94	10,651	14,824	1,446	1,857	3,523
France	704	808	785	40	..	25,280	18,268	24,318	1,150	..
Japan	1,022	21,466	15,720	24,375	15,998	33,509	6,08,104	4,41,415	5,58,720	4,55,744
United States of America— Via Atlantic Coast	3,195	1,008	18	6,588	908	1,10,927	29,117	613	1,65,698	27,700
Other Foreign Countries	5	..	3	6	..	199	..	97	226
TOTAL FOREIGN COUNTRIES	11,823	27,070	18,967	32,141	20,882	4,58,251	7,96,409	5,43,936	8,52,276	5,90,100
Share of Bengal	2,521	19,975	8,623	5,930	8,727	1,12,846	5,98,003	2,74,256	2,01,925	2,43,121
.. Bombay	2,153	8,198	6,002	16,607	13,122	2,93,246	2,49,110	1,79,193	4,90,275	3,95,788
.. Sind	6,114	2,654	4,040	5,470	4,603	2,34,264	97,470	1,36,339	1,48,338	1,54,941
.. Madras	7,458	3,230	4,593	16,137	8,168	2,87,344	1,05,058	1,32,649	4,39,880	2,35,871
.. Burma	1,462	701	431	1,133	1,470	54,725	22,825	15,251	33,910	47,580
TOTAL	25,709	34,758	22,689	46,276	36,145	9,82,425	10,72,566	7,37,588	13,18,735	10,77,361
Total value of Electric Wires and Cables—										
United Kingdom (including Channel Islands)	—	—	—	—	—	48,35,869	40,83,948	46,34,292	67,68,802	71,18,224
Canada— Via Atlantic Coast	—	—	—	—	—	2,209	8,050	..
Other British Possessions	—	—	—	—	—	2,123	5,671	446	81	177
TOTAL BRITISH EMPIRE	—	—	—	—	—	48,37,992	40,89,619	46,36,947	67,77,533	71,18,401
Sweden	—	—	—	—	—	23,113	7,146	25,272	27,028	42,507
Germany	—	—	—	—	—	8,28,598	6,15,312	4,30,615	5,70,031	7,58,282
Netherlands	—	—	—	—	—	1,60,584	1,10,168	1,20,222	24,504	1,12,023
Belgium	—	—	—	—	—	2,81,125	2,08,210	2,54,274	1,00,280	2,70,207
France	—	—	—	—	—	27,303	13,746	45,386	2,842	6,518
Switzerland	—	—	—	—	—	25,523	4,748	344	25	44
Italy (including Fiume)	—	—	—	—	—	5,458	11,551	3,078	3,033	1,024
Austria	—	—	—	—	—	16,354	17,319	19,976	18,643	7,768
Czechoslovakia	—	—	—	—	—	21,640	30,852	26,653	13,675	4,114
Japan	—	—	—	—	—	1,02,681	7,01,829	6,00,131	8,48,576	7,20,575
United States of America— Via Atlantic Coast	—	—	—	—	—	1,99,325	70,864	92,905	2,81,010	2,97,332
.. Pacific	—	—	—	—	—	1,745	..	3,124
Other Foreign Countries	—	—	—	—	—	746	549	90	2,657	87
TOTAL FOREIGN COUNTRIES	—	—	—	—	—	16,92,395	17,92,289	16,39,691	19,52,813	22,22,205
Share of Bengal	—	—	—	—	—	44,81,453	22,46,532	20,74,587	29,54,969	42,56,033
.. Bombay	—	—	—	—	—	19,01,509	16,85,064	21,79,399	32,12,389	39,70,724
.. Sind	—	—	—	—	—	6,15,295	7,96,211	9,59,410	3,01,498	6,59,389
.. Madras	—	—	—	—	—	7,38,237	9,20,732	9,33,725	15,35,010	18,09,876
.. Burma	—	—	—	—	—	2,35,284	2,32,369	1,78,617	2,26,082	2,54,584
TOTAL	—	—	—	—	—	60,30,387	58,81,908	63,16,638	87,29,846	93,50,600

GENERAL IMPORTS

(160)

No. 10—continued

ARTICLES, AND COUNTRIES OF CONSIGNMENT; ALSO SHARE OF EACH PROVINCE	QUANTITY					VALUE				
	1931-32	1932-33	1933-34	1934-35	1935-36	1931-32	1932-33	1933-34	1934-35	1935-36
Instruments, Apparatus, and Appliances, and parts thereof— <i>continued</i>										
<i>Electrical, including telegraph and telephone apparatus not being machinery— continued</i>						R	R	R	R	R
Telegraph and telephone instruments and apparatus (III. F)—										
United Kingdom (including Channel Islands)	—	—	—	—	—	4,33,444	4,06,149	3,93,656	11,60,340	12,49,729
Other British Possessions	—	—	—	—	—	30	1,094	3,911	1,351	1,221
TOTAL BRITISH EMPIRE	—	—	—	—	—	4,33,474	4,07,243	3,97,567	11,61,691	12,50,950
Sweden	—	—	—	—	—	11,220	14,550	30,843	43,170	1,45,435
Denmark	—	—	—	—	—	1,900	3,029	5,633	1,742	3,410
Germany	—	—	—	—	—	23,206	73,921	2,77,325	2,44,789	3,67,757
Belgium	—	—	—	—	—	20,781	14,443	1,360	4,429	6,382
France	—	—	—	—	—	6,750	1,020
Italy (including Fiume)	—	—	—	—	—	..	5,205	3,640	10,954	773
Japan	—	—	—	—	—	..	3,233	20,231	4,309	3,246
United States of America— Via Atlantic Coast	—	—	—	—	—	22,535	21,343	9,799	20,996	24,161
" Pacific "	—	—	—	—	—	1,633	..	506	30	..
Other Foreign Countries	—	—	—	—	—	1,401	694	992	594	140
TOTAL FOREIGN COUNTRIES	—	—	—	—	—	89,591	1,42,923	3,50,781	3,31,322	5,40,309
Share of Bengal	—	—	—	—	—	3,61,639	1,43,966	3,51,039	4,32,603	5,37,639
" Bombay	—	—	—	—	—	3,25,432	2,07,659	7,59,663	5,33,151	9,96,966
" Sind	—	—	—	—	—	9,570	74,591	84,315	75,041	98,729
" Madras	—	—	—	—	—	17,394	1,19,994	33,421	34,654	39,761
" Burma	—	—	—	—	—	3,430	3,661	4,900	12,554	23,114
TOTAL	—	—	—	—	—	5,23,065	6,50,171	12,58,348	14,93,013	17,91,259
Electric lamps and parts thereof— Electric glow lamps— Gas filled electric bulbs (III. F)—										
United Kingdom (including Channel Islands)	No. 556,017	No. 686,890	No. 855,112	No. 997,775	No. 1,254,225	7,21,161	8,11,169	8,70,210	9,57,823	11,53,694
Straits Settlements	..	3,324	64	..	210	..	5,062	65	..	31
Other British Possessions	6,235	552	343	723	5	6,933	723	152	605	30
TOTAL BRITISH EMPIRE	562,252	691,266	855,519	998,498	1,254,440	7,28,144	8,16,949	8,70,427	9,58,428	11,53,755
Germany	63,297	39,335	37,262	65,367	98,723	39,204	33,099	40,303	63,593	1,11,371
Netherlands	415,214	349,711	393,922	514,789	479,639	4,70,925	3,36,254	3,41,397	4,77,870	3,95,720
Belgium	30,951	20,093	10,499	9,317	9,941	13,084	13,379	9,457	5,373	7,053
France	2,094	2,333	2,607	10,701	3,372	1,632	2,575	2,379	7,213	6,594
Italy (including Fiume)	10,433	5,340	20,000	61,776	54,904	13,674	4,537	10,933	36,055	35,593
Austria	110,591	46,449	43,012	67,532	109,722	33,756	45,303	23,660	44,233	90,403
Czechoslovakia	103,505	110,236	159,953	144,231	11,774	93,925	1,14,110	1,44,329	1,40,261	13,167
Hungary	19,225	3,305	465	43,346	72,970	25,046	3,674	331	32,795	61,456
Japan	35,163	197,337	246,291	203,314	277,443	13,744	41,136	37,040	23,544	36,961
United States of America— Via Atlantic Coast	11,403	7,532	14,360	23,545	19,622	37,350	13,130	30,436	32,724	30,371
" Pacific "	1	21
Other Foreign Countries	1,163	5,953	530	276	134	404	1,431	163	234	273
TOTAL FOREIGN COUNTRIES	853,039	794,234	931,951	1,154,314	1,143,055	6,53,294	6,24,133	6,45,933	8,63,932	7,39,133
Share of Bengal	533,330	537,267	637,349	639,620	333,933	6,39,166	5,34,473	6,35,339	6,36,873	7,71,433
" Bombay	453,610	519,001	593,537	361,053	379,365	5,35,304	6,26,651	6,37,394	7,35,346	6,99,335
" Sind	136,230	134,345	103,193	303,136	171,393	1,17,133	36,337	39,335	1,35,304	1,23,403
" Madras	133,940	194,323	134,397	347,347	307,333	1,01,313	1,32,600	1,63,433	2,33,155	3,29,113
" Burma	32,721	130,366	133,439	150,033	302,941	33,001	31,513	39,373	1,11,997	1,39,304
TOTAL	1,415,331	1,485,500	1,787,470	2,152,812	2,397,495	13,81,438	14,41,082	15,10,365	18,27,410	19,42,968

No. 10—continued

ARTICLES, AND COUNTRIES OF CONSIGNMENT; ALSO SHARE OF EACH PROVINCE	QUANTITY					VALUE				
	1931-32	1932-33	1933-34	1934-35	1935-36	1931-32	1932-33	1933-34	1934-35	1935-36
Instruments, Apparatus, and Appli- cances, and parts thereof—continued. Electrical, including telegraph and telephone apparatus, not being machinery— continued						R	R	R	R	R
Electric lamps and parts there- of—continued										
Electric glow lamps—continued	No.	No.	No.	No.	No.					
Vacuum electric bulbs (III.F)—										
United Kingdom (including Channel Islands)	886,470	889,522	985,703	1,010,928	1,038,324	5,62,697	5,48,928	6,21,439	5,95,510	5,94,527
Other British Possessions	9,597	9,698	15	465	96	4,082	2,272	4	224	12
TOTAL BRITISH EMPIRE	846,067	848,216	985,718	1,011,393	1,038,420	5,66,779	5,46,198	6,21,443	5,95,734	5,94,539
Germany	162,918	141,616	72,439	104,435	111,812	63,879	54,958	23,631	45,771	53,398
Netherlands	915,238	968,718	875,235	1,135,218	1,207,494	5,22,742	4,64,921	4,03,403	4,97,183	4,32,863
Belgium	21,049	60,561	41,420	25,028	51,566	7,850	21,859	17,899	9,236	15,035
France	3,425	12,376	4,994	3,250	2,754	2,373	5,692	2,514	1,176	845
Italy (including Fiume)	28,102	19,559	63,568	78,283	87,265	11,421	7,849	22,965	24,139	24,713
Austria	326,857	297,400	355,144	215,841	285,553	1,19,828	1,13,902	1,10,503	99,024	81,909
Czechoslovakia	309,345	232,518	105,093	159,392	21,617	1,05,789	1,08,475	76,748	72,360	6,556
Hungary	17,765	16,727	2,848	43,438	36,619	10,207	9,152	1,299	10,139	16,537
Japan	1,467,551	3,198,001	4,236,711	3,367,277	6,276,665	2,00,290	3,31,134	3,19,362	2,31,838	4,11,033
United States of America— Via Atlantic Coast	12,550	16,508	63,220	219,430	152,141	3,550	7,432	11,589	19,949	20,639
" Pacific "	18,263	26	1,284	224
Other Foreign Countries	12,030	9,284	681	3,589	66	2,735	1,582	168	924	74
TOTAL FOREIGN COUNTRIES	3,276,830	4,973,257	5,880,853	5,868,469	8,233,578	10,50,614	11,26,651	9,89,567	9,91,987	10,63,826
Share of Bengal	1,316,857	1,453,201	1,764,475	1,334,442	1,797,356	5,73,140	4,87,932	5,40,207	5,03,730	4,90,910
" Bombay	1,612,945	2,326,525	2,698,653	2,291,493	4,400,215	6,37,337	6,75,903	5,55,572	5,50,462	6,09,264
" Sind	697,036	1,048,046	1,375,490	1,756,971	1,943,062	1,54,369	1,95,628	1,90,563	2,36,610	2,65,094
" Madras	275,129	583,830	439,997	606,068	600,451	1,60,975	2,07,748	2,08,073	1,74,070	1,73,802
" Burma	220,929	394,870	538,011	407,383	630,914	91,072	1,05,640	1,18,595	1,12,849	1,19,295
TOTAL	4,122,897	5,816,472	6,866,631	6,874,862	9,271,998	16,17,393	16,72,849	16,11,010	15,87,711	16,58,365
Electric bulbs for automobiles (III.F)—										
United Kingdom (including Channel Islands)	No. 8,822	No. 20,692	No. 18,852	No. 25,069	No. 38,923	5,444	10,765	9,244	10,704	15,139
Other British Possessions	4,506	..	601	2,076	..	1,814	..	243	768
TOTAL BRITISH EMPIRE	8,822	25,198	18,852	25,670	41,004	5,444	12,580	9,244	10,947	15,907
Netherlands	136,002	96,717	60,739	120,639	111,409	59,544	34,027	20,796	45,442	34,350
Czechoslovakia	11,600	2,649	5,600	4,767	180	7,344	887	1,030	1,438	54
Japan	860,604	1,542,817	532,532	330,479	873,357	26,880	95,766	20,862	12,041	24,538
United States of America— Via Atlantic Coast	69,606	59,699	40,175	168,439	171,182	12,113	18,520	9,441	25,162	24,805
Other Foreign Countries	11,737	13,401	3,692	2,827	7,886	5,440	3,836	1,104	744	2,425
TOTAL FOREIGN COUNTRIES	598,549	1,715,283	642,736	622,141	1,164,023	1,11,321	1,53,036	53,832	84,827	86,172
Share of Bengal	93,743	267,351	65,761	195,051	178,106	32,883	31,727	12,445	35,424	34,333
" Bombay	360,091	1,081,997	535,967	334,493	853,725	63,218	87,721	33,466	42,037	47,729
" Sind	28,999	302,398	4,733	15,549	64,706	5,135	13,470	691	1,732	2,995
" Madras	76,195	131,198	23,372	101,469	63,794	8,839	25,642	3,135	14,373	12,297
" Burma	43,518	80,809	31,257	21,249	44,696	6,585	7,056	3,339	2,308	4,225
TOTAL	607,371	1,740,481	661,599	647,311	1,205,027	1,16,766	1,65,616	63,076	95,774	1,02,070
Electric bulbs for torches (III. F)—										
United Kingdom (including Channel Islands)	No. 8,629	No. 19,800	No. 36,693	No. 192,046	No. 51,071	2,013	3,590	4,010	4,770	5,253
Hongkong	56,797	168,976	216,442	23,992	6,060	15,173	5,165	3,668	1,595	62
Other British Possessions	826	9,197	3,212	3,848	156	536	646	408	386	14
TOTAL BRITISH EMPIRE	65,162	187,973	256,247	219,886	57,287	17,722	9,401	8,086	6,751	5,329

GENERAL IMPORTS

No. 10—continued

ARTICLES, AND COUNTRIES OF CONSIGNMENT; ALSO SHARE OF EACH PROVINCE	QUANTITY					VALUE				
	1931-32	1932-33	1933-34	1934-35	1935-36	1931-32	1932-33	1933-34	1934-35	1935-36
Instruments, Apparatus, and Appliances, and parts thereof—continued										
Electricity including telegraph and telephone apparatus not being machinery—continued										
Electric lamps and parts thereof—continued										
Electric glow lamps—continued	No.	No.	No.	No.	No.					
Electric bulbs for torches (III. F)—continued										
Germany	422,047	541,069	293,029	557,809	87,401	24,118	44,460	19,929	24,646	5,173
Japan	1,896,772	7,323,751	6,165,695	3,990,624	9,330,742	50,919	1,24,389	77,012	89,540	98,507
China (exclusive of Hongkong and Macao)	230,697	455,395	110,320	131,600	30,900	22,992	11,760	2,551	1,576	320
United States of America— Via Atlantic Coast	454,766	785,918	1,456,462	1,780,737	1,993,004	33,439	1,17,818	1,27,310	1,66,775	1,73,408
Other Foreign Countries	13,932	12,625	33,501	43,632	13,748	2,439	1,137	3,160	3,945	1,540
TOTAL FOREIGN COUNTRIES	3,076,264	9,624,748	8,069,007	11,504,502	11,954,895	2,08,937	3,09,614	2,29,992	2,86,432	2,79,055
Share of Bengal	339,654	3,775,393	1,664,903	3,366,943	3,632,360	34,278	1,02,731	76,171	70,799	34,141
" Bombay	1,276,771	2,777,043	3,450,405	6,369,350	3,679,448	55,573	74,363	76,123	1,11,722	61,334
" Sind	477,953	2,098,368	1,443,693	1,075,416	2,533,733	11,713	49,154	23,310	24,554	43,330
" Madras	96,236	379,372	304,433	325,059	353,353	26,635	33,343	17,215	22,706	26,739
" Burma	454,753	733,349	1,241,796	1,537,110	2,753,730	43,473	64,617	40,554	36,435	62,433
TOTAL	3,144,426	9,812,721	8,325,254	11,724,333	12,012,132	2,21,632	3,19,015	2,33,973	2,93,233	2,84,234
Wireless Valves (III. F)—										
United Kingdom (including Channel Islands)	3,091	9,652	7,014	3,837	9,329	27,234	35,366	37,969	45,732	57,719
Other British Possessions	64	85	3	11	25	145	446	165	100	261
TOTAL BRITISH EMPIRE	3,155	9,737	7,017	3,848	9,354	27,429	35,812	38,134	45,832	57,980
Netherlands	85	240	230	4,730	5,079	400	433	1,336	10,509	11,357
United States of America— Via Atlantic Coast	3,654	1,973	2,333	4,037	9,434	9,790	7,243	7,537	7,333	12,336
" Pacific "	79	..	371	..	76	333	..	2,150	..	150
Other Foreign Countries	1,202	341	497	1,079	440	4,422	4,554	1,917	7,207	3,373
TOTAL FOREIGN COUNTRIES	5,020	3,059	5,471	10,546	15,029	15,000	12,229	13,490	25,603	29,366
Share of Bengal	203	133	93	10,333	10,353	1,516	667	333	23,560	33,511
" Bombay	6,043	5,990	9,336	7,933	13,305	29,363	29,739	36,363	35,333	46,351
" Sind	624	1,009	1,623	395	151	3,939	11,353	9,571	5,913	1,721
" Madras	6	4,717	111	5	1,032	14	4,949	333	41	2,936
" Burma	3,296	393	337	373	337	7,997	1,341	4,371	2,390	1,174
TOTAL	10,175	12,796	12,493	19,444	24,383	42,429	48,541	51,324	71,441	80,240

No. 10—continued

ARTICLES, AND COUNTRIES OF CONSIGNMENT; ALSO SHARE OF EACH PROVINCE	QUANTITY					VALUE				
	1931-32	1932-33	1933-34	1934-35	1935-36	1931-32	1932-33	1933-34	1934-35	1935-36
Instruments, Apparatus and Appli- ances, and parts thereof— continued										
Electrical, including telegraph and telephons apparatus not being machinery— continued						R	R	R	R	R
Electric lamps and parts thereof—continued										
Electric glow lamps—continued.										
Electric lamps, other sorts (III. F)—										
United Kingdom (including Channel Islands)	No. 25,422	No. 30,368	No. 18,322	No. 25,415	No. 25,244	68,980	60,274	43,114	77,084	55,646
Straits Settlements	5,218	701	1,145	25,811	22,532	4,402	1,005	975	16,301	10,114
Hongkong	42,978	6,539	78,224	286,922	649,821	42,112	5,001	45,328	60,878	2,66,011
Other British Possessions	20	28	4	59	2	165	46	42	344	3
TOTAL BRITISH EMPIRE	71,631	37,636	95,695	338,117	697,099	1,05,639	66,325	89,454	2,54,552	3,31,774
Germany	51,997	39,895	46,773	42,740	191,767	54,009	49,812	49,102	47,969	1,21,169
Netherlands	2,168	1,300	13,068	2,785	977	2,198	2,657	7,848	3,308	1,627
Belgium	8	10,156	3,233	18	15,381	108	7,172	11,624	692	8,974
France	2,690	1,204	3	261	2	5,798	9,102	415	2,209	672
Italy (including Fiume)	1,409	455	331	338	219	4,176	1,101	3,014	2,352	45,036
Austria	873	320	8,539	5,321	1,762	6,189	2,288	11,267	9,102	5,144
Czechoslovakia	42,357	4,241	14,318	24,234	45,136	17,925	3,197	11,444	11,888	24,943
Japan	22,344	41,720	145,810	154,994	167,578	14,112	7,093	22,669	31,574	31,589
China (exclusive of Hong- kong and Macao)	205,524	1,990	65,892	417,928	333,311	1,57,556	1,585	37,680	2,24,308	1,49,350
United States of America—										
Vld Atlantic Coast	74,638	29,493	95,941	186,501	333,332	1,73,335	60,556	1,02,659	2,40,457	3,85,143
" Pacific "	2	1	14	97	..	5	437	3,058	17,560
Other Foreign Countries	19	6	659	1,103	669	90	14	1,187	762	1,692
TOTAL FOREIGN COUNTRIES	404,727	180,792	394,318	836,137	1,095,801	4,35,496	1,44,622	2,59,346	5,63,824	7,93,113
Share of Bengal	360,637	16,329	144,343	330,313	955,131	3,49,343	9,399	1,04,743	4,93,533	5,11,660
" Bombay	6,369	6,308	94,335	35,430	123,341	59,307	36,440	86,331	87,194	2,17,143
" Sind	6,216	623	6,639	1,265	1,875	14,630	19,144	16,613	33,373	6,989
" Madras	56,319	72,904	171,513	132,233	150,118	27,875	56,771	70,499	37,110	32,199
" Burma	46,317	72,371	73,139	134,465	552,335	99,130	39,334	60,609	1,37,116	3,05,936
TOTAL	476,358	163,428	490,014	1,174,254	1,792,900	5,41,135	2,10,948	3,48,800	6,38,376	11,24,337
Parts and accessories of elec- tric lamps (III. F)—										
United Kingdom (including Channel Islands)	—	—	—	—	—	69,798	1,02,641	47,644	54,078	47,923
Ceylon (excluding Maldives).	—	—	—	—	—	59,742	310	..	523	..
Hongkong	—	—	—	—	—	..	1,23,991	2,24,243	2,54,094	2,45,060
Other British Possessions	—	—	—	—	—	171	2,064	3	544	20
TOTAL BRITISH EMPIRE	—	—	—	—	—	1,29,706	2,33,706	2,71,890	3,09,209	2,93,003

ARTICLES, AND COUNTRIES OF CONSIGNMENT; ALSO SHARE OF EACH PROVINCE	QUANTITY					VALUE				
	1931-32	1932-33	1933-34	1934-35	1935-36	1931-32	1932-33	1933-34	1934-35	1935-36
Instruments, Apparatus and Appliances, and parts thereof—continued										
Electric, including telegraph and telephone apparatus not being machinery—continued						B	B	B	B	B
Electric lamps and parts thereof—continued										
Parts and accessories of electric lamps (III. F)—continued										
Germany	—	—	—	—	—	4,30,571	4,54,136	2,65,912	2,22,712	3,02,636
Italy (including Fiume)	—	—	—	—	—	12,282	20,002	6,728	2,286	3,467
Austria	—	—	—	—	—	20,471	48,276	16,420	15,738	10,007
Czechoslovakia	—	—	—	—	—	31,062	30,772	29,969	78,666	1,34,777
Japan	—	—	—	—	—	27,265	1,51,460	1,30,037	1,55,681	1,08,337
China (exclusive of Hong-kong and Macao)	—	—	—	—	—	1,22,011	2,32,809	92,026	33,328	1,107
United States of America— Via Atlantic Coast	—	—	—	—	—	4,50,514	4,69,007	3,14,138	3,36,931	3,54,549
Other Foreign Countries	—	—	—	—	—	8,030	1,930	2,418	3,975	6,410
TOTAL FOREIGN COUNTRIES	—	—	—	—	—	11,08,106	14,38,452	8,60,358	8,94,302	9,21,290
Share of Bengal	—	—	—	—	—	2,54,247	4,31,487	2,21,215	75,631	16,497
" Bombay	—	—	—	—	—	7,42,310	3,44,565	7,00,205	3,40,128	9,02,239
" Sind	—	—	—	—	—	1,37,248	2,25,108	1,73,384	2,20,239	2,53,591
" Madras	—	—	—	—	—	67,160	1,24,436	12,444	50,259	27,230
" Burma	—	—	—	—	—	30,143	36,552	12,295	14,198	14,686
TOTAL	—	—	—	—	—	12,32,812	16,72,158	11,32,243	12,03,511	12,14,293
Batteries (III. F)—										
United Kingdom (including Channel Islands)	—	—	—	—	—	1,99,610	3,56,557	2,08,249	1,75,451	1,93,469
Hongkong	—	—	—	—	—	6,651	17,462	27,550	23,167	34,130
Canada— Via Atlantic Coast	—	—	—	—	—	282	5,035
Other British Possessions	—	—	—	—	—	3,931	3,334	2,146	2,051	4,173
TOTAL BRITISH EMPIRE	—	—	—	—	—	2,10,242	3,77,354	2,37,945	2,00,961	2,36,832
Denmark	—	—	—	—	—	2,447	1,992	660	847	6,277
Germany	—	—	—	—	—	1,49,734	1,35,899	2,24,778	1,65,410	1,55,479
Italy (including Fiume)	—	—	—	—	—	1,597	49	276	..	5,298
Czechoslovakia	—	—	—	—	—	976	933	2,335	6,124	18
Japan	—	—	—	—	—	1,129	3,092	42,138	57,691	32,966
China (exclusive of Hong-kong and Macao)	—	—	—	—	—	30,730	45,373	25,003	25,623	19,022
United States of America— Via Atlantic Coast	—	—	—	—	—	7,15,750	7,15,265	3,16,433	10,29,696	16,04,514
" Pacific "	—	—	—	—	—	130
Other Foreign Countries	—	—	—	—	—	4,120	815	4,093	2,613	820
TOTAL FOREIGN COUNTRIES	—	—	—	—	—	9,06,613	9,08,424	11,16,324	13,08,004	18,24,394
Share of Bengal	—	—	—	—	—	3,59,894	7,50,932	4,37,462	6,25,248	10,20,137
" Bombay	—	—	—	—	—	36,551	41,702	38,533	1,46,309	15,797
" Sind	—	—	—	—	—	1,434	4,397	1,37,695	2,31,115	2,97,616
" Madras	—	—	—	—	—	1,72,133	1,42,903	2,97,991	1,42,142	1,22,751
" Burma	—	—	—	—	—	5,46,141	3,46,443	3,72,593	3,63,651	5,33,946
TOTAL	—	—	—	—	—	11,16,855	12,86,278	13,54,209	15,08,965	20,61,246

No. 10—continued

ARTICLES, AND COUNTRIES OF CONSIGNMENT; ALSO SHARE OF EACH PROVINCE	QUANTITY					VALUE				
	1931-32	1932-33	1933-34	1934-35	1935-36	1931-32	1932-33	1933-34	1934-35	1935-36
Instruments, Apparatus, and Appli- ances, and parts thereof— continued						R	R	R	R	R
Electrical, including telegraph and telephone apparatus not being machinery— continued										
Carbons, electric (including furnace electrodes) (III. F)— United Kingdom (including Channel Islands)	—	—	—	—	—	2,16,837	2,71,416	2,26,183	1,10,667	83,997
Other British Possessions	—	—	—	—	—	497	1,981	648	..	12
TOTAL BRITISH EMPIRE	—	—	—	—	—	2,17,334	2,73,397	2,26,831	1,10,667	84,009
Germany	—	—	—	—	—	32,294	29,948	61,430	46,241	61,664
France	—	—	—	—	—	23,857	1,571	4,508	16,982	24,477
United States of America— Yd Atlantic Coast	—	—	—	—	—	5,206	10,810	22,708	16,231	40,776
Other Foreign Countries	—	—	—	—	—	3,241	7,057	1,884	5,138	3,951
TOTAL FOREIGN COUNTRIES	—	—	—	—	—	64,598	49,386	90,530	84,592	1,30,868
Share of Bengal	—	—	—	—	—	1,32,557	1,98,062	1,27,111	83,201	1,06,513
" Bombay	—	—	—	—	—	1,33,654	1,05,508	1,70,778	83,141	63,709
" Sind	—	—	—	—	—	7,655	13,064	9,091	11,146	23,241
" Madras	—	—	—	—	—	110	4,023	2,324	4,679	9,323
" Burma	—	—	—	—	—	2,956	2,148	3,147	3,092	11,571
TOTAL	—	—	—	—	—	2,31,932	3,22,788	3,17,361	1,95,259	2,14,877
Accumulators (including parts) (III. F)—										
United Kingdom (including Channel Islands)	—	—	—	—	—	6,16,341	7,89,151	6,95,751	7,22,655	6,98,217
Kenya Colony	—	—	—	—	—	1,698
TOTAL BRITISH EMPIRE	—	—	—	—	—	6,16,341	7,89,151	6,95,751	7,22,655	6,99,915
Denmark	—	—	—	—	—	21,787
Germany	—	—	—	—	—	5,212	5,544	32,705	7,608	42,333
Belgium	—	—	—	—	—	1,21,658	12,060	10,059	10,056	..
France	—	—	—	—	—	69,322	89,012	71,327	9,485	24,478
United States of America— Yd Atlantic Coast	—	—	—	—	—	41,731	72,079	908	..	50
Other Foreign Countries	—	—	—	—	—	4	..	234	167	442
TOTAL FOREIGN COUNTRIES	—	—	—	—	—	2,38,427	1,28,695	1,37,070	27,372	67,303
Share of Bengal	—	—	—	—	—	3,79,119	5,15,833	4,40,353	7,02,320	7,41,033
" Bombay	—	—	—	—	—	4,53,134	3,96,096	3,67,311	45,452	15,540
" Sind	—	—	—	—	—	17,333	293	24,269	1,135	67
" Madras	—	—	—	—	—	232	5,624	791	..	192
" Burma	—	—	—	—	—	62	1,070	336
TOTAL	—	—	—	—	—	8,54,768	9,17,846	8,32,321	7,50,027	7,57,218
Condensers, electric (III. F)— United Kingdom (including Channel Islands)	—	—	—	—	—	4,940	7,749	23,996	47,656	31,040
Other British Possessions	—	—	—	—	—	..	180
TOTAL BRITISH EMPIRE	—	—	—	—	—	4,940	7,929	23,996	47,656	31,040
Germany	—	—	—	—	—	296	2,660	5,027	5,384	3,030
Other Foreign Countries	—	—	—	—	—	..	3,880	1,117	5,199	2,365
TOTAL FOREIGN COUNTRIES	—	—	—	—	—	296	6,540	6,144	10,583	5,395
Share of Bengal	—	—	—	—	—	2,031	2,399	17,355	40,132	23,599
" Bombay	—	—	—	—	—	2,318	9,528	10,045	11,329	4,333
" Sind	—	—	—	—	—	352	2,325	3,489
" Madras	—	—	—	—	—	337	2,051	2,483	3,403	4,334
TOTAL	—	—	—	—	—	5,236	14,469	30,140	58,239	36,435

GENERAL IMPORTS

(166)

No. 10—continued

ARTICLES, AND COUNTRIES OF CONSIGNMENT; ALSO SHARE OF EACH PROVINCE	QUANTITY					VALUE				
	1931-32	1932-33	1933-34	1934-35	1935-36	1931-32	1932-33	1933-34	1934-35	1935-36
Instruments, Apparatus, and Appliances, and parts thereof—continued										
<i>Electrical, including telegraph and telephone apparatus not being machinery—continued</i>						₹	₹	₹	₹	₹
Electric bell apparatus (not telegraphic or telephonic) (III. F)—										
United Kingdom (including Channel Islands)	—	—	—	—	—	1,678	6,151	11,713	16,007	17,466
Other British Possessions	—	—	—	—	—	2
TOTAL BRITISH EMPIRE	—	—	—	—	—	1,678		11,713	16,007	17,468
Germany	—	—	—	—	—	7,752	12,751	27,380	25,982	33,738
Other Foreign Countries	—	—	—	—	—	3,104	3,442	4,222	4,870	3,868
TOTAL FOREIGN COUNTRIES	—	—	—	—	—	10,856	16,197	31,602	30,851	36,606
<i>Share of Bengal</i>	—	—	—	—	—	86	654	7,909	13,443	8,476
" Bombay	—	—	—	—	—	9,457	19,138	23,587	33,003	33,308
" Sind	—	—	—	—	—	3,431	4,020	3,300	5,480	7,370
" Madras	—	—	—	—	—	..	521	3,028	3,979	4,040
" Burma	—	—	—	—	—	600	15	1,521	353	1,471
TOTAL	—	—	—	—	—	12,534	24,348	49,315	46,868	54,074
Electric lighting accessories and fittings (including switches) (III. F)—										
United Kingdom (including Channel Islands)	—	—	—	—	—	3,69,180	2,65,580	3,47,736	3,18,503	4,26,609
Other British Possessions	—	—	—	—	—	754	88	..	7	..
TOTAL BRITISH EMPIRE	—	—	—	—	—	3,69,934	2,65,668	3,47,736	3,18,510	4,26,609
Germany	—	—	—	—	—	2,33,390	3,07,876	2,24,234	2,13,291	2,18,333
Netherlands	—	—	—	—	—	3,144	2,327	16,349	1,300	3,384
Belgium	—	—	—	—	—	2,730	956	3,040	5,191	3,006
France	—	—	—	—	—	35,695	3,316	22,716	5,176	9,937
Italy (including Fiume)	—	—	—	—	—	11,331	6,772	3,649	5,044	10,111
Austria	—	—	—	—	—	27,697	22,950	16,261	3,552	9,655
Hungary	—	—	—	—	—	6,943	3,696	1,610
Czechoslovakia	—	—	—	—	—	16,094	11,418	6,533	343	2,502
Japan	—	—	—	—	—	18,018	75,922	49,768	30,336	37,918
United States of America	—	—	—	—	—					
<i>Via Atlantic Coast</i>	—	—	—	—	—	65,430	6,873	23,567	14,051	35,769
" Pacific "	—	—	—	—	—	3,742	..	18,993	6,730	195
Other Foreign Countries	—	—	—	—	—	1,223	1,684	575	1,013	1,574
TOTAL FOREIGN COUNTRIES	—	—	—	—	—	4,23,438	5,05,394	3,92,628	3,45,228	3,34,018
<i>Share of Bengal</i>	—	—	—	—	—	43,243	43,021	43,666	53,915	60,436
" Bombay	—	—	—	—	—	4,39,006	4,51,377	3,30,370	3,34,399	3,37,174
" Sind	—	—	—	—	—	1,66,329	2,33,020	3,09,700	3,77,122	3,56,631
" Madras	—	—	—	—	—	92,578	15,847	19,327	30,915	23,933
" Burma	—	—	—	—	—	46,311	27,677	36,001	72,327	32,474
TOTAL	—	—	—	—	—	7,92,367	7,71,012	7,40,364	6,58,738	8,10,637
Electrical instruments (other than telegraphic and telephonic)—										
Meters (III. F)—										
United Kingdom (including Channel Islands)	—	—	—	—	—	3,35,113	5,51,439	5,18,681	6,98,319	5,43,704
Other British Possessions	—	—	—	—	—	1,034	254	150	103	10
TOTAL BRITISH EMPIRE	—	—	—	—	—	3,36,147	5,51,693	5,18,830	6,98,413	5,43,714

No. 10—continued

ARTICLES AND COUNTRIES OF CONSIGNMENT: ALSO SHARE OF EACH PROVINCE	QUANTITY					VALUE				
	1931-32	1932-33	1933-34	1934-35	1935-36	1931-32	1932-33	1933-34	1934-35	1935-36
Instruments, Apparatus, and Appli- ances, and parts thereof— continued						R	R	R	R	R
Electrical, including telegraph and telephone apparatus not being machinery— continued										
Electrical Instruments (other than telegraphic and telephonic)— continued										
Others (III. F)—continued										
Germany	—	—	—	—	—	2,03,876	2,50,458	69,187	2,95,326	2,89,642
France	—	—	—	—	—	694	628	19,878	86,679	29,641
Switzerland	—	—	—	—	—	65,967	1,14,499	85,789	81,415	1,06,178
Italy (including Fiume)	—	—	—	—	—	4,028	83,442	64,366	1,19,985	24,005
Austria	—	—	—	—	—	3,167	10,912	1,947	18,845	19,311
Hungary	—	—	—	—	—	..	7,782	5,324	..	11,264
United States of America— Via Atlantic Coast	—	—	—	—	—	32,974	7,035	10,056	9,882	16,909
" Pacific "	—	—	—	—	—	588
Other Foreign Countries	—	—	—	—	—	4,559	4,249	1,237	7,710	4,943
TOTAL FOREIGN COUNTRIES	—	—	—	—	—	3,15,803	4,28,950	2,57,273	5,64,742	5,01,893
Share of Bengal	—	—	—	—	—	1,12,867	2,04,898	1,33,278	2,07,338	1,81,479
" Bombay	—	—	—	—	—	2,71,078	3,68,395	3,30,447	4,21,295	4,35,082
" Sind	—	—	—	—	—	1,68,436	2,71,316	1,33,417	3,72,856	2,76,716
" Madras	—	—	—	—	—	99,399	99,047	1,53,590	1,67,478	1,30,295
" Burma	—	—	—	—	—	14,685	37,687	20,381	14,193	22,036
TOTAL	—	—	—	—	—	6,51,955	9,80,648	7,76,118	11,73,160	10,45,607
Others (III. F)—										
United Kingdom (including Channel Islands)	—	—	—	—	—	73,596	1,07,209	1,63,551	1,65,233	4,46,123
Other British Possessions	—	—	—	—	—	1,351	1,009	..	312	47
TOTAL BRITISH EMPIRE	—	—	—	—	—	74,947	1,08,218	1,63,551	1,65,545	4,46,175
Germany	—	—	—	—	—	61,109	47,418	46,240	83,331	94,914
Netherlands	—	—	—	—	—	1,277	5,507	524	1,318	3,375
France	—	—	—	—	—	1,173	24,970	27,252	489	394
Japan	—	—	—	—	—	677	2,257	2,448	4,365	6,820
United States of America— Via Atlantic Coast	—	—	—	—	—	60,052	33,241	1,05,607	51,877	56,745
" Pacific "	—	—	—	—	—	1,866	294	1,423
Other Foreign Countries	—	—	—	—	—	6,496	1,309	4,157	2,750	10,377
TOTAL FOREIGN COUNTRIES	—	—	—	—	—	1,20,789	1,14,702	1,88,094	1,44,469	1,74,548
Share of Bengal	—	—	—	—	—	66,648	601	38,915	1,13,491	3,37,426
" Bombay	—	—	—	—	—	16,373	10,343	11,692	47,699	68,392
" Sind	—	—	—	—	—	1,21,200	2,10,518	2,01,138	1,44,223	1,99,600
" Madras	—	—	—	—	—	319	1,553	..	1,025	49
" Burma	—	—	—	—	—	3,676	26,756
TOTAL	—	—	—	—	—	1,95,786	2,22,920	3,61,645	3,16,014	6,20,723
Electro-medical apparatus (in- cluding X-ray apparatus) (III. F)—										
United Kingdom (including Channel Islands)	—	—	—	—	—	65,382	82,657	84,765	84,346	1,24,713
Other British Possessions	—	—	—	—	—	998	..	40
TOTAL BRITISH EMPIRE	—	—	—	—	—	66,380	82,657	84,805	84,346	1,24,713

ARTICLES, AND COUNTRIES OF CONSIGNMENT; ALSO SHARE OF EACH PROVINCE	QUANTITY					VALUE				
	1931-32	1932-33	1933-34	1934-35	1935-36	1931-32	1932-33	1933-34	1934-35	1935-36
Instruments, Apparatus, and Appliances, and parts thereof— continued						B	B	B	B	B
Electrical, including telegraph and telephone apparatus not being machinery— continued										
Electro-medical apparatus (including X-ray apparatus) (III. F)— continued										
Germany	—	—	—	—	—	85,101	1,01,830	1,60,484	1,94,453	2,52,810
Netherlands	—	—	—	—	—	10,930	433	..	1,079	231
France	—	—	—	—	—	14,900	18,478	758	..	1,224
Japan	—	—	—	—	—	5,564	95	680	..	2,056
Egypt	—	—	—	—	—	5,960	678	..
United States of America— Via Atlantic Coast	—	—	—	—	—	84,948	1,28,670	74,862	93,638	1,14,148
" Pacific "	—	—	—	—	—	1,885
Other Foreign Countries	—	—	—	—	—	4,722	5,465	3,034	714	2,613
TOTAL FOREIGN COUNTRIES	—	—	—	—	—	2,04,060	2,50,022	2,45,376	2,90,557	3,75,097
Share of Bengal	—	—	—	—	—	70,372	57,175	46,054	62,871	1,01,659
" Bombay	—	—	—	—	—	1,67,743	2,27,043	2,32,482	2,35,028	3,06,636
" Sind	—	—	—	—	—	21,029	21,725	27,336	39,974	41,399
" Madras	—	—	—	—	—	4,436	16,269	5,173	32,492	44,112
" Burma	—	—	—	—	—	6,361	687	2,626	3,473	7,022
TOTAL	—	—	—	—	—	2,70,440	3,32,879	3,30,181	3,74,908	4,99,615
Switch boards (other than telegraph and telephone) (III. F)—										
United Kingdom (including Channel Islands)	—	—	—	—	—	2,42,990	1,36,072	2,05,738	2,78,779	3,63,184
Other British Possessions	—	—	—	—	—	181	265	50	611	1,205
TOTAL BRITISH EMPIRE	—	—	—	—	—	2,43,121	1,36,337	2,05,788	2,79,390	3,64,389
Germany	—	—	—	—	—	21,544	5,638	3,427	36,475	18,001
Netherlands	—	—	—	—	—	..	670	9,427	1,037	9,434
United States of America— Via Atlantic Coast	—	—	—	—	—	252	236	14,671
Other Foreign Countries	—	—	—	—	—	2,437	2,853	4,842	1,815	7,815
TOTAL FOREIGN COUNTRIES	—	—	—	—	—	24,233	9,650	17,196	38,327	49,921
Share of Bengal	—	—	—	—	—	2,55,305	1,72,970	3,17,350	4,16,099	4,68,071
" Bombay	—	—	—	—	—	1,887	18,377	33	2,271	7,433
" Madras	—	—	—	—	—	10,362	4,740	5,601	347	776
TOTAL	—	—	—	—	—	2,67,354	1,95,987	3,22,984	4,18,717	4,76,310
Electrical goods and apparatus not enumerated (III. F)—										
United Kingdom (including Channel Islands)	—	—	—	—	—	21,80,101	21,48,717	19,71,559	23,04,048	20,88,634
Ceylon (excluding Maldives).	—	—	—	—	—	10,497	691	1,629	529	2,563
Straits Settlements	—	—	—	—	—	3,812	1,479	2,081	7,673	566
Hongkong	—	—	—	—	—	14,574	11,730	2,030	2,784	63
Canada— Via Atlantic Coast	—	—	—	—	—	213	393	7,783	41	332
" Pacific "	—	—	—	—	—	12,588	..
Commonwealth of Australia	—	—	—	—	—	..	18,903	6,715	131	4,543
Other British Possessions	—	—	—	—	—	1,053	36	13	..	151
TOTAL BRITISH EMPIRE	—	—	—	—	—	21,66,815	21,76,834	19,92,012	23,27,791	20,61,857

No. 10—continued

ARTICLES, AND COUNTRIES OF CONSIGNMENT; ALSO SHARE OF EACH PROVINCE	QUANTITY					VALUE				
	1931-32	1932-33	1933-34	1934-35	1935-36	1931-32	1932-33	1933-34	1934-35	1935-36
Instruments, Apparatus, and Appliances, and parts thereof— continued						R	R	R	R	R
Electrical, including telegraph and telephone apparatus not being machinery— continued										
Electrical goods and apparatus not enumerated (III. F)— continued										
Sweden	—	—	—	—	—	4,866	24,210	2,309	8,076	4,041
Denmark	—	—	—	—	—	27,216	6,082	1,893	253	489
Germany	—	—	—	—	—	5,44,601	7,59,339	5,26,816	6,91,715	5,78,810
Netherlands	—	—	—	—	—	55,422	1,16,664	1,94,437	2,18,087	2,90,796
Belgium	—	—	—	—	—	4,667	9,910	7,616	6,657	821
France	—	—	—	—	—	46,523	10,952	40,812	23,220	7,036
Switzerland	—	—	—	—	—	6,761	7,556	6,614	1,489	319
Italy (including Fiume)	—	—	—	—	—	85,836	45,611	30,129	7,321	9,907
Austria	—	—	—	—	—	11,414	8,757	12,788	19,846	12,508
Czechoslovakia	—	—	—	—	—	15,766	5,350	5,643	8,965	8,683
Japan	—	—	—	—	—	58,929	1,12,842	1,20,178	89,923	1,24,781
China (exclusive of Hongkong and Macao)	—	—	—	—	—	24,001	14,942	5,748	8,201	2,245
United States of America—										
Via Atlantic Coast	—	—	—	—	—	9,81,425	8,46,675	5,15,910	6,51,883	4,46,421
" Pacific "	—	—	—	—	—	3,480	1,076	4,758	2,952	3,261
Other Foreign Countries	—	—	—	—	—	4,008	1,241	3,247	254	2,154
TOTAL FOREIGN COUNTRIES	—	—	—	—	—	18,24,615	19,76,207	14,78,894	16,88,742	14,92,222
Share of Bengal	—	—	—	—	—	21,62,321	22,26,710	19,18,121	22,34,487	18,66,600
" Bombay	—	—	—	—	—	9,37,333	8,59,490	9,64,310	12,32,058	11,78,895
" Sind	—	—	—	—	—	2,31,143	2,39,708	34,937	17,073	6,558
" Madras	—	—	—	—	—	3,61,776	6,44,423	4,26,336	3,76,961	3,86,815
" Burma	—	—	—	—	—	3,38,297	1,38,731	1,38,302	1,06,954	1,17,331
TOTAL	—	—	—	—	—	39,90,930	41,52,061	34,70,906	39,66,583	35,64,079
Total value of Instruments, Electrical, including tele- graph and telephone apparatus, not being machinery—										
United Kingdom (including Channel Islands)	—	—	—	—	—	1,15,23,256	1,21,50,695	1,30,52,597	1,62,44,223	1,75,02,184
Ceylon (excluding Maldives).	—	—	—	—	—	12,956	3,672	8,756	2,341	3,968
Straits Settlements	—	—	—	—	—	25,024	16,698	8,578	26,913	14,119
Hongkong	—	—	—	—	—	1,43,020	1,66,660	3,02,816	4,42,471	5,45,610
Canada—										
Via Atlantic Coast	—	—	—	—	—	213	1,499	10,278	9,520	6,169
" Pacific "	—	—	—	—	—	..	21	..	12,588	676
Commonwealth of Australia	—	—	—	—	—	6,080	17,040	6,777	1,824	5,910
Other British Possessions	—	—	—	—	—	4,246	1,016	538	567	2,226
TOTAL BRITISH EMPIRE	—	—	—	—	—	1,17,19,795	1,23,64,296	1,33,85,330	1,67,40,447	1,80,80,862
Sweden	—	—	—	—	—	42,085	56,666	63,337	84,157	1,98,531
Denmark	—	—	—	—	—	31,023	11,603	30,133	6,567	11,633
Germany	—	—	—	—	—	32,89,662	34,42,318	25,21,698	31,98,301	37,77,727
Netherlands	—	—	—	—	—	18,08,668	11,01,576	11,47,977	13,00,210	13,12,420
Belgium	—	—	—	—	—	4,55,285	2,90,267	3,25,547	2,05,916	3,25,270
France	—	—	—	—	—	2,43,298	1,34,437	2,45,813	1,08,198	1,17,287

GENERAL IMPORTS

(170)

No. 10—continued

ARTICLES, AND COUNTRIES OF CONSIGNMENT; ALSO SHARE OF EACH PROVINCE	QUANTITY					VALUE				
	1931-32	1932-33	1933-34	1934-35	1935-36	1931-32	1932-33	1933-34	1934-35	1935-36
Instruments, Apparatus, and Appliances, and parts thereof—continued						R	R	R	R	R
Electrical, including telegraph and telephone apparatus, not being machinery—concluded										
Total value of Instruments, Electrical, including telegraph and telephone apparatus, not being machinery—continued										
Switzerland	—	—	—	—	—	1,01,168	1,28,971	98,899	84,880	1,10,068
Italy (including Fiume)	—	—	—	—	—	5,23,398	6,16,702	6,37,140	7,61,021	6,19,590
Austria	—	—	—	—	—	3,02,441	3,78,782	3,25,442	2,04,828	2,89,805
Hungary	—	—	—	—	—	35,380	26,000	15,050	56,318	94,761
Czechoslovakia	—	—	—	—	—	3,23,747	3,15,548	3,12,892	3,85,549	1,99,812
Japan	—	—	—	—	—	5,23,767	16,80,550	15,17,643	16,75,064	17,78,339
China (excludes of Hongkong and Marco)	—	—	—	—	—	3,73,908	3,09,965	1,83,940	2,93,164	1,73,808
Egypt	—	—	—	—	—	760	633	6,204	1,350	75
United States of America—										
Via Atlantic Coast	—	—	—	—	—	30,10,973	25,57,069	23,52,510	30,45,228	37,99,028
" Pacific "	—	—	—	—	—	9,966	3,744	30,457	14,248	23,094
Other Foreign Countries	—	—	—	—	—	7,294	7,313	6,849	2,088	9,107
TOTAL FOREIGN COUNTRIES	—	—	—	—	—	1,05,77,927	1,10,56,148	96,96,081	1,18,79,202	1,27,94,400
Share of Bengal	—	—	—	—	—	31,01,160	31,94,330	33,77,368	1,9,43,434	1,33,73,269
" Bombay	—	—	—	—	—	13,49,350	11,69,340	12,14,411	16,95,009	19,63,713
" Sind	—	—	—	—	—	31,13,449	29,31,763	28,12,110	30,04,186	33,43,425
" Madras	—	—	—	—	—	21,33,196	23,63,939	25,35,365	32,01,903	39,92,863
" Burma	—	—	—	—	—	16,09,068	12,10,572	11,42,307	12,75,117	13,00,399
TOTAL	—	—	—	—	—	2,32,97,722	2,34,20,444	2,30,81,361	2,31,19,649	2,08,75,262
Musical—										
Organs and Harmoniums complete (III. D)—	No.	No.	No.	No.	No.					
TOTAL BRITISH EMPIRE	61	37	40	28	16	6,320	5,911	3,764	3,763	3,407
United States of America—										
Via Atlantic Coast	12	8	16	20	7	7,694	3,296	2,991	3,911	965
Other Foreign Countries	51	633	39	26	27	6,646	3,631	2,235	6,622	2,897
TOTAL FOREIGN COUNTRIES	63	691	55	46	34	14,340	6,927	5,226	10,533	3,862
Share of Bengal	57	39	12	6	6	3,408	4,195	1,933	3,563	608
" Bombay	36	394	54	40	27	4,733	4,504	3,323	3,444	2,314
" Sind	2	2	2	4	..	1,902	394	149	1,343	..
" Madras	20	293	11	17	6	4,792	2,987	1,898	2,110	1,315
" Burma	9	14	16	7	10	3,323	1,833	1,364	933	1,632
TOTAL	124	723	95	74	49	20,660	12,838	8,990	13,296	6,269
Pianos and Piano players, complete (III. D)—	No.	No.	No.	No.	No.					
United Kingdom (including Channel Islands)	32	27	34	46	51	14,177	18,554	18,080	26,288	23,151
Straits Settlements	10	7	2	1	1	7,805	2,118	670	250	200
Other British Possessions	7	1	3	3	5	1,994	352	1,123	1,040	1,606
TOTAL BRITISH EMPIRE	58	35	39	50	57	23,966	21,024	19,873	27,578	24,957

No. 10—continued

ARTICLES, AND COUNTRIES OF CONSIGNMENT; ALSO SHARE OF EACH PROVINCE	QUANTITY					VALUE				
	1931-32	1932-33	1933-34	1934-35	1935-36	1931-32	1932-33	1933-34	1934-35	1935-36
Instruments, Apparatus, and Appliances, and parts thereof— continued										
Musical—continued						R	R	R	R	R
Pianos and Piano players, complete (III. D)—continued.	No.	No.	No.	No.	No.					
Germany	32	17	8	14	19	28,598	14,111	8,187	14,838	15,927
France	1	1	7,996	270
China (exclusive of Hongkong and Macao)	13	4	4	3	7	5,143	1,589	1,276	900	2,219
United States of America—										
Via Atlantic Coast	12	4	3	2	7	5,646	1,370	1,388	417	1,469
" Pacific "	1	452
Other Foreign Countries	4	9	3	242	1	1,450	2,081	900	557	100
TOTAL FOREIGN COUNTRIES	62	35	24	261	34	46,823	19,021	12,648	16,712	19,715
Share of Bengal	35	12	11	253	7	17,920	7,716	4,333	5,124	1,921
" Bombay	42	29	26	40	44	30,209	15,731	16,635	30,521	23,209
" Sind	8	3	9	3	19	3,318	639	4,748	12,926	7,989
" Madras	13	9	3	12	22	6,237	5,643	2,554	3,795	3,232
" Burma	32	17	2	3	6	15,100	11,225	4,266	1,924	3,171
TOTAL	120	70	66	311	91	72,794	40,945	32,526	54,290	44,572
Talking machines and acces- sories—	No.	No.	No.	No.	No.					
Talking machines (III. D)—										
United Kingdom (including Channel Islands)	9,518	10,069	16,668	12,751	8,321	3,24,584	3,87,016	4,94,635	3,88,938	2,87,313
Other British Possessions	116	121	149	136	74	5,221	4,451	6,132	3,993	2,794
TOTAL BRITISH EMPIRE	9,729	11,090	16,817	12,887	8,395	3,29,805	3,91,467	5,00,807	3,92,931	2,90,107
Germany	1,168	1,038	498	795	845	37,000	31,023	10,462	7,412	7,936
Switzerland	185	613	254	314	73	3,110	10,193	3,377	5,820	926
Japan	66	1,496	53,739	23,431	12,511	2,360	14,767	4,23,736	2,51,627	1,22,630
United States of America—										
Via Atlantic Coast	143	181	56	123	234	30,724	31,403	7,018	22,503	12,575
" Pacific "	23	11	2	1	3	3,016	895	80	15	643
Other Foreign Countries	178	114	129	66	53	10,204	4,123	5,253	2,579	2,533
TOTAL FOREIGN COUNTRIES	1,757	3,408	54,673	23,730	13,218	36,414	32,413	4,49,976	2,90,009	1,47,253
Share of Bengal	4,031	4,061	39,303	24,001	11,723	1,10,733	1,12,074	3,96,361	3,53,025	2,00,244
" Bombay	2,393	4,169	26,046	7,562	4,166	1,18,623	1,43,745	2,07,791	1,53,266	1,17,223
" Sind	343	1,560	5,413	4,445	3,617	37,095	46,241	22,341	60,732	49,766
" Madras	2,533	3,561	5,779	3,125	1,705	1,05,534	1,21,713	22,679	66,087	36,490
" Burma	1,526	1,147	6,445	3,434	1,907	54,329	55,102	53,530	44,639	32,937
TOTAL	11,486	14,408	71,490	42,617	22,113	4,16,219	4,33,820	9,50,733	6,32,940	4,37,360
Records (III. D)—	No.	No.	No.	No.	No.					
United Kingdom (including Channel Islands)	859,349	304,709	92,217	209,803	300,365	3,36,636	1,72,994	1,05,068	1,53,521	1,80,130
Straits Settlements	6,734	5,537	1,633	1,243	1,333	13,440	12,214	2,374	1,221	1,593
Federated Malay States	3,375	775	7,332	1,505
Other British Possessions	3,567	590	2,259	5,460	1,030	5,605	939	1,399	3,441	1,277
TOTAL BRITISH EMPIRE	873,025	311,611	96,109	210,516	303,298	3,65,568	1,87,702	1,09,841	1,58,163	1,83,060

GENERAL IMPORTS

(172)

No. 10—continued

ARTICLES, AND COUNTRIES OF CONSIGNMENT; ALSO SHARE OF EACH PROVINCE	QUANTITY					VALUE				
	1931-32	1932-33	1933-34	19	1935-36	1931-32	1932-33	1933-34	1934-35	1935-36
Instruments, Apparatus, and Appli- ances, and parts thereof— continued						R	R	R	R	R
Musical—continued										
Talking machines and acces- sories—continued	No.	No.	No.	No.	No.					
Records (III. D)—continued										
Germany	65,240	31,487	16,418	6,249	2,695	56,068	25,252	13,747	5,563	2,491
France	4,277	114	214	52	35	10,525	101	310	75	185
China (exclusive of Hongkong and Macao)	838	1,241	1,380	7,425	4,388	1,082	1,473	1,361	7,721	4,804
United States of America— Via Atlantic Coast	9,541	1,787	9,940	9,641	25,261	12,201	1,096	4,333	6,942	14,336
" Pacific "	2,663	194	70	11	582	2,944	164	20	5	853
Other Foreign Countries	3,659	1,503	4,203	1,962	3,697	2,829	1,281	3,169	1,416	2,761
TOTAL FOREIGN COUNTRIES	86,218	39,306	32,225	25,340	36,858	85,649	30,047	22,940	21,722	25,430
Share of Bengal	72,790	35,680	34,367	44,696	33,491	93,159	46,331	38,382	46,967	52,735
" Bombay	89,800	53,024	57,010	92,329	124,070	1,00,629	44,673	57,026	69,049	84,368
" Sind	1,994	1,423	1,718	6,816	4,911	2,843	1,800	1,967	6,899	4,333
" Madras	214,160	108,212	16,103	69,960	102,614	1,70,932	78,744	16,142	40,082	46,410
" Burma	30,499	49,573	19,136	22,055	25,070	73,619	45,701	13,764	21,908	20,644
TOTAL	459,243	247,917	128,334	235,856	340,156	4,51,212	2,17,749	1,32,781	1,84,905	2,08,490
Accessories (III. D)—										
United Kingdom (including Channel Islands)	—	—	—	—	—	3,70,977	5,42,524	7,33,070	7,61,663	7,50,070
Commonwealth of Australia	—	—	—	—	—	5,489
Other British Possessions	—	—	—	—	—	2,642	402	215	830	598
TOTAL BRITISH EMPIRE	—	—	—	—	—	3,73,619	5,42,926	7,38,774	7,62,493	7,51,268
Sweden	—	—	—	—	—	..	2,238	7,807	8,145	7,538
Germany	—	—	—	—	—	1,32,596	1,76,081	1,32,273	1,17,859	82,240
France	—	—	—	—	—	3,986	3,390	3,104	1,853	7,979
Switzerland	—	—	—	—	—	1,38,860	1,77,206	1,99,500	1,96,748	1,83,364
Italy (including Fiume)	—	—	—	—	—	19,021	16,913	14,344	4,894	4,392
Japan	—	—	—	—	—	..	12,592	1,19,955	1,86,994	2,00,313
United States of America— Via Atlantic Coast	—	—	—	—	—	17,407	6,735	2,907	6,377	5,845
" Pacific "	—	—	—	—	—	177	2	..	23	101
Other Foreign Countries	—	—	—	—	—	6,902	4,134	5,404	1,552	505
TOTAL FOREIGN COUNTRIES	—	—	—	—	—	3,23,949	3,99,291	4,85,799	5,24,135	4,92,397
Share of Bengal	—	—	—	—	—	4,10,594	5,32,726	6,79,997	6,34,027	5,99,741
" Bombay	—	—	—	—	—	2,00,289	2,17,555	3,41,912	4,01,203	3,02,733
" Sind	—	—	—	—	—	30,527	60,362	1,20,163	1,50,408	1,95,991
" Madras	—	—	—	—	—	21,054	49,015	31,200	42,932	20,181
" Burma	—	—	—	—	—	35,104	32,569	51,295	58,058	59,010
TOTAL	—	—	—	—	—	6,97,568	9,42,217	13,24,573	12,86,028	12,43,065
Total value of talking machines and accessories—										
United Kingdom (including Channel Islands)	—	—	—	—	—	10,34,247	11,02,584	13,32,823	13,09,122	12,18,173
Ceylon (excluding Maldives)	—	—	—	—	—	6,543	2,704	1,129	1,119	949
Straits Settlements	—	—	—	—	—	15,348	18,421	5,017	4,038	3,074
Federated Malay States	—	—	—	—	—	7,832	1,545	80
Commonwealth of Australia	—	—	—	—	—	198	208	0,120	36	5
Other British Possessions	—	—	—	—	—	4,824	1,688	4,323	4,232	2,104
TOTAL BRITISH EMPIRE	—	—	—	—	—	10,68,987	11,22,095	13,49,422	13,12,907	12,24,435

No. 10—continued

ARTICLES, AND COUNTRIES OF CONSIGNMENT; ALSO SHARE OF EACH PROVINCE	QUANTITY					VALUE				
	1931-32	1932-33	1933-34	1934-35	1935-36	1931-32	1932-33	1933-34	1934-35	1935-36
Instruments, Apparatus and Appliances, and parts thereof— <i>continued</i>										
<i>Musical—continued</i>										
Talking machines and accessories— <i>continued</i>						R	R	R	R	R
Total value of talking machines and accessories— <i>continued</i>										
Sweden	—	—	—	—	—	353	2,398	8,030	8,151	7,542
Germany	—	—	—	—	—	2,25,664	2,32,356	1,56,467	1,30,834	92,667
France	—	—	—	—	—	28,483	5,180	4,136	2,154	8,224
Switzerland	—	—	—	—	—	1,42,000	1,87,404	2,02,877	2,02,568	1,84,200
Italy (including Flume)	—	—	—	—	—	20,064	17,263	15,467	5,407	5,227
Japan	—	—	—	—	—	3,153	28,356	5,45,987	4,39,413	3,25,471
China (exclusive of Hong-kong and Macao)	—	—	—	—	—	8,620	5,053
United States of America—										
Via Atlantic Coast	—	—	—	—	—	60,332	39,833	14,258	35,822	32,756
" Pacific "	—	—	—	—	—	6,137	1,051	100	43	1,662
Other Foreign Countries	—	—	—	—	—	14,326	7,910	11,301	2,794	2,188
TOTAL FOREIGN COUNTRIES	—	—	—	—	—	4,96,012	5,21,751	9,58,715	8,85,866	6,65,080
Share of Bengal	—	—	—	—	—	6,19,521	7,41,631	11,15,680	10,34,019	8,53,420
" Bombay	—	—	—	—	—	4,19,541	4,10,973	7,06,729	6,28,613	5,64,324
" Sind	—	—	—	—	—	60,465	1,08,393	2,21,071	2,13,089	2,50,090
" Madras	—	—	—	—	—	2,97,520	2,49,477	1,41,018	1,49,101	1,09,081
" Burma	—	—	—	—	—	1,67,962	1,33,372	1,23,639	1,24,646	1,12,600
TOTAL	—	—	—	—	—	15,64,999	16,43,846	23,08,137	21,54,473	18,89,515
Other sorts, including parts of musical instruments (III. D)—										
United Kingdom (including Channel Islands)	—	—	—	—	—	1,93,293	2,40,130	1,95,332	1,74,624	2,00,101
Ceylon (excluding Maldives)	—	—	—	—	—	5,011	14,087	4,450	5,575	2,114
Straits Settlements	—	—	—	—	—	5,403	3,400	1,217	593	995
Hongkong	—	—	—	—	—	1,082	310	212	15,700	14,046
Other British Possessions	—	—	—	—	—	124	2,780	51	788	1,184
TOTAL BRITISH EMPIRE	—	—	—	—	—	2,04,913	2,60,707	2,01,262	1,97,280	2,18,440
Germany	—	—	—	—	—	2,75,486	2,70,238	2,16,455	2,03,776	2,39,871
Netherlands	—	—	—	—	—	2,647	663	8,168	4,315	2,421
France	—	—	—	—	—	22,008	11,202	15,956	19,178	11,165
Switzerland	—	—	—	—	—	10,672	10,579	13,578	23,677	12,857
Italy (including Flume)	—	—	—	—	—	9,940	21,618	23,174	6,917	1,244
Czechoslovakia	—	—	—	—	—	9,442	10,406	2,451	6,140	14,036
Japan	—	—	—	—	—	5,712	54,967	1,55,565	1,38,230	1,06,655
China (exclusive of Hong-kong and Macao)	—	—	—	—	—	483	526	404	14,594	227
Egypt	—	—	—	—	—	15	3,250	7,465	4,741	..
United States of America—										
Via Atlantic Coast	—	—	—	—	—	47,232	11,434	8,997	10,336	6,816
" Pacific "	—	—	—	—	—	..	2,182	158	3,498	1,520
Other Foreign Countries	—	—	—	—	—	1,425	610	2,258	2,156	4,401
TOTAL FOREIGN COUNTRIES	—	—	—	—	—	3,85,262	3,07,675	4,54,620	4,37,667	4,01,273
Share of Bengal	—	—	—	—	—	2,23,114	1,79,143	3,57,845	1,94,322	2,27,840
" Bombay	—	—	—	—	—	1,64,565	1,34,342	2,10,603	2,49,235	2,08,418
" Sind	—	—	—	—	—	1,33,237	1,99,627	98,722	1,19,258	1,39,030
" Madras	—	—	—	—	—	32,332	55,842	57,513	33,967	14,315
" Burma	—	—	—	—	—	36,927	39,128	31,208	38,065	29,610
TOTAL	—	—	—	—	—	5,90,175	6,58,382	6,55,891	6,34,847	6,19,713

GENERAL IMPORTS

(174)

No. 10—continued

ARTICLES, AND COUNTRIES OF CONSIGNMENT; ALSO SHARE OF EACH PROVINCE	QUANTITY					VALUE				
	1931-32	1932-33	1933-34	1934-35	1935-36	1931-32	1932-33	1933-34	1934-35	1935-36
Instruments, Apparatus and Appliances, and parts thereof—continued										
Musical—continued										
Total value of Musical instruments—										
United Kingdom (including Channel Islands)	—	—	—	—	—	12,44,165	12,64,970	15,43,323	15,21,309	14,43,337
Ceylon (excluding Maldives)	—	—	—	—	—	13,520	16,817	5,071	7,073	3,363
Straits Settlements	—	—	—	—	—	29,039	19,894	7,339	5,133	4,319
Federated Malay States	—	—	—	—	—	7,352	1,665	—	—	80
Hongkong	—	—	—	—	—	5,936	1,336	1,219	13,134	15,524
Commonwealth of Australia	—	—	—	—	—	218	272	7,333	315	1,057
Other British Possessions	—	—	—	—	—	2,355	4,733	3,531	3,001	2,369
TOTAL BRITISH EMPIRE	—	—	—	—	—	18,04,160	14,09,737	15,74,326	15,56,228	14,70,139
Sweden	—	—	—	—	—	443	2,343	3,953	9,593	11,000
Germany	—	—	—	—	—	5,30,914	5,16,705	3,31,079	3,51,272	3,49,363
Netherlands	—	—	—	—	—	5,424	763	12,010	4,445	2,334
France	—	—	—	—	—	54,645	17,592	20,264	24,507	19,032
Switzerland	—	—	—	—	—	1,52,372	1,07,933	2,16,455	2,25,245	1,97,147
Italy (including Fiume)	—	—	—	—	—	31,453	39,339	33,631	12,613	6,516
Czechoslovakia	—	—	—	—	—	9,773	10,907	2,451	7,462	14,333
Japan	—	—	—	—	—	10,999	36,229	7,02,777	5,75,531	4,32,527
China (excluding of Hongkong and Macao)	—	—	—	—	—	10,077	5,214	5,770	24,947	7,374
Egypt	—	—	—	—	—	15	3,390	3,355	4,773	—
United States of America—										
Via Atlantic Coast	—	—	—	—	—	1,20,904	56,433	33,139	50,436	42,006
" Pacific "	—	—	—	—	—	6,137	3,333	710	3,541	3,133
Other Foreign Countries	—	—	—	—	—	10,774	5,633	4,501	2,329	2,731
TOTAL FOREIGN COUNTRIES	—	—	—	—	—	9,44,442	9,46,274	14,31,213	13,00,673	10,59,930
Share of Bengal	—	—	—	—	—	3,70,373	3,32,334	13,79,031	12,37,023	10,33,739
" Bombay	—	—	—	—	—	6,19,059	6,16,059	3,37,343	3,13,313	7,33,745
" Sind	—	—	—	—	—	3,03,923	3,09,046	3,34,699	3,51,516	3,97,199
" Madras	—	—	—	—	—	3,49,331	3,12,343	3,02,333	1,33,973	1,33,333
" Burma	—	—	—	—	—	3,13,302	1,35,333	1,30,333	1,35,371	1,47,013
TOTAL	—	—	—	—	—	22,48,602	23,56,011	30,05,544	28,56,906	25,30,069
Optical (III. D)—										
United Kingdom (including Channel Islands)	—	—	—	—	—	84,403	53,435	77,515	59,737	31,016
Other British Possessions	—	—	—	—	—	2,363	633	1,113	263	996
TOTAL BRITISH EMPIRE	—	—	—	—	—	86,766	54,068	78,628	60,005	32,012
Germany	—	—	—	—	—	1,74,235	1,15,169	2,06,371	1,62,332	1,61,339
France	—	—	—	—	—	61,303	36,745	11,376	6,332	10,555
Italy (including Fiume)	—	—	—	—	—	33	636	4,337	12,730	4,439
Austria	—	—	—	—	—	2,351	1,330	3,325	5,333	3,371
Japan	—	—	—	—	—	2,55,333	4,41,313	5,22,333	5,55,434	5,35,347
United States of America—										
Via Atlantic Coast	—	—	—	—	—	10,336	19,332	9,120	21,940	26,510
" Pacific "	—	—	—	—	—	192	—	—	50	1,334
Other Foreign Countries	—	—	—	—	—	5,059	2,791	2,910	207	5,003
TOTAL FOREIGN COUNTRIES	—	—	—	—	—	5,10,437	6,19,561	7,30,737	7,35,233	7,33,303

No. 10—continued

ARTICLES, AND COUNTRIES OF CONSIGNMENT; ALSO SHARE OF EACH PROVINCE	QUANTITY					VALUE				
	1931-32	1932-33	1933-34	1934-35	1935-36	1931-32	1932-33	1933-34	1934-35	1935-36
Instruments, Apparatus and Appliances, and parts thereof—continued										
Optical (III. D)—continued										
<i>Share of Bengal</i>	—	—	—	—	—	2,21,502	2,27,001	4,21,222	2,20,740	2,20,030
<i>Bombay</i>	—	—	—	—	—	2,77,086	2,55,591	2,16,503	2,78,227	2,28,572
<i>Sind</i>	—	—	—	—	—	68,456	24,472	56,245	65,529	66,920
<i>Madras</i>	—	—	—	—	—	17,526	22,494	24,174	72,553	24,223
<i>Burma</i>	—	—	—	—	—	12,224	19,171	10,921	21,524	19,455
TOTAL	—	—	—	—	—	5,97,208	6,72,729	8,80,425	8,25,208	8,20,320
Photographic—										
CINEMATOGRAPH FILMS*										
Raw films, <i>i.e.</i> , blank films on which no picture has been impressed (III. D)—	Length in feet.	Length in feet.	Length in feet.	Length in feet.	Length in feet.					
United Kingdom (including Channel Islands)	2,160,500	5,618,792	7,785,016	19,648,136	27,520,275	1,22,645	1,99,400	2,08,427	7,00,577	8,60,227
Other British Possessions	4,072	12,640	1,278	600	17,325	240	554	240	55	1,600
TOTAL BRITISH EMPIRE	2,164,572	5,631,432	7,786,294	19,648,736	27,537,600	1,22,921	1,99,954	2,08,777	7,00,632	8,62,427
Germany	2,416,622	11,933,492	16,895,271	27,627,723	17,238,895	2,56,256	5,99,060	7,58,264	10,04,765	6,71,122
Belgium	5,079,924	4,206,384	5,729,270	5,510,266	7,029,779	1,51,222	1,45,502	2,01,250	1,93,221	2,45,652
France	166,520	9,000	45,000	9,000	119,747	7,121	222	1,227	275	10,200
Italy (including Fiume)	472,924	1,297,968	501,200	522,770	144,215	10,529	41,902	10,112	10,249	7,679
United States of America— <i>Via Atlantic Coast</i>	5,055,257	1,901,611	5,262,411	6,672,222	8,522,722	2,41,222	1,02,527	2,22,220	2,22,122	2,04,012
<i>Pacific</i>	6,001	1,275
Other Foreign Countries	90	..	20,754	49,722	25,900	5	..	1,529	1,422	922
TOTAL FOREIGN COUNTRIES	10,191,470	19,942,455	29,120,907	40,452,222	22,121,274	7,67,721	8,22,222	12,10,972	14,42,222	12,29,222
<i>Share of Bengal</i>	2,722,422	3,527,527	6,024,222	2,222,222	15,422,222	1,72,122	1,52,222	2,41,221	2,22,222	2,22,222
<i>Bombay</i>	16,222,222	21,527,222	20,422,222	20,222,222	42,422,222	6,22,222	2,02,222	12,42,222	12,02,222	14,02,222
<i>Sind</i>	22,700	7,022	174,422	52,222	101,722	2,102	2,140	12,422	7,224	7,022
<i>Madras</i>	2,024,222	57,222	60,012	62,422	1,522,422	71,902	4,922	2,902	2,244	67,422
<i>Burma</i>	222,140	401,722	172,010	144,211	27,222	12,222	20,224	7,222	6,204	2,222
TOTAL	22,240,042	25,579,222	26,917,222	20,101,222	20,669,222	2,92,722	10,22,222	15,10,722	21,42,222	21,02,222
Exposed (III. D)—	Length in feet.	Length in feet.	Length in feet.	Length in feet.	Length in feet.					
United Kingdom (including Channel Islands)	222,222	1,211,100	2,407,222	1,222,222	2,402,222	1,72,222	2,27,222	6,07,222	5,22,102	7,70,222
Aden and Dependencies	12,215	24,000	42,222	200	2,422	2,000
Ceylon (excluding Maldives)	1,271,222	2,427,222	1,674,222	1,770,172	627,094	1,10,722	2,12,094	1,92,222	1,70,222	44,724
Straits Settlements	240,794	566,222	222,672	102,222	122,222	27,122	52,122	60,222	21,222	25,222
Kenya Colony	122,222	102,222	61,222	22,222	102,222	9,742	2,222	6,222	6,222	11,440
Mauritius and Dependencies	27,222	244,122	122,422	4,209	20,122	21,022
Other British Possessions	27,422	27,222	14,442	22,222	74,222	6,222	7,222	2,222	12,422	12,207
TOTAL BRITISH EMPIRE	2,622,722	4,502,222	4,401,222	4,172,222	3,579,222	2,41,422	6,02,722	8,75,122	8,40,412	8,94,222
Germany	1,102,112	162,214	120,222	100,222	42,222	1,62,222	41,607	21,500	54,442	10,122
France	717,222	97,000	114,222	16,222	9,222	70,441	19,499	22,066	2,047	2,020
Italy (including Fiume)	21,122	64,222	74,044	42,222	42,024	6,102	12,722	21,422	10,222	14,122
Japan	15,922	15,479	52,222	51,222	77,222	2,274	1,950	14,222	11,724	10,027
United States of America— <i>Via Atlantic Coast</i>	4,224,171	4,222,222	5,472,222	2,927,222	4,022,222	10,90,014	11,72,222	16,65,001	12,22,222	12,02,222
<i>Pacific</i>	122,222	122,222	422,222	621,222	947,422	22,222	40,422	1,22,422	2,22,102	2,27,222
Other Foreign Countries	27,422	71,222	72,222	22,222	44,222	7,222	10,716	12,222	12,222	4,122
TOTAL FOREIGN COUNTRIES	6,216,122	4,992,222	6,224,422	4,222,222	5,241,442	12,62,222	12,01,222	19,04,222	16,42,402	16,55,012

* Inclusive of imports by postal packets referred to Collectors of Customs for assessment.

GENERAL IMPORTS

(176)

No. 10—continued

ARTICLES, AND COUNTRIES OF CONSIGNMENT; ALSO SHARE OF EACH PROVINCE	QUANTITY					VALUE				
	1931-32	1932-33	1933-34	1934-35	1935-36	1931-32	1932-33	1933-34	1934-35	1935-36
Instruments, Apparatus and Appliances, and parts thereof—continued										
Photographic—continued										
CINEMATOGRAPH FILMS—continued.	Length in feet.	Length in feet.	Length in feet.	Length in feet.	Length in feet.					
Exposed (III. D)—continued.										
Share of Bengal	2,701,755	2,323,123	2,970,473	2,322,304	2,521,253	2,22,592	2,29,569	23,23,333	2,02,974	2,54,222
" Bombay	4,170,540	3,120,690	4,524,066	4,123,441	4,244,543	6,21,246	6,25,422	11,62,776	12,04,172	14,70,122
" Sind	222,222	212,000	522,020	242,222	527,222	22,101	22,222	27,477	27,222	1,75,222
" Madras	1,477,071	2,722,222	1,211,222	1,700,222	622,222	1,21,022	2,17,222	1,56,702	1,47,222	22,222
" Burma	222,222	222,222	122,222	22,222	122,222	22,222	22,222	22,222	22,222	22,222
TOTAL	8,970,222	9,501,222	10,222,222	9,022,222	8,220,222	17,10,000	19,10,021	27,70,462	24,22,222	25,20,222
Total Cinematograph films—	Length in feet.	Length in feet.	Length in feet.	Length in feet.	Length in feet.					
United Kingdom (including Channel Islands)	4,042,155	6,222,222	10,122,222	21,422,222	22,222,222	2,05,222	5,22,222	9,15,222	12,22,222	16,21,222
Aden and Dependencies	12,222	24,000	42,222	222	2,222	2,000
Ceylon (excluding Maldives)	1,271,222	2,422,222	1,271,222	1,770,172	622,222	1,10,222	2,12,022	1,22,222	1,70,222	44,222
Straits Settlements	240,222	522,222	222,222	102,222	151,222	27,222	52,222	60,222	21,222	27,222
Kenya Colony	122,222	121,222	22,222	22,222	104,222	2,222	2,222	7,222	2,222	12,222
Mauritius and Dependencies	22,222	24,122	122,222	4,222	22,222	21,222
Other British Possessions	21,222	22,222	14,222	22,222	74,222	7,222	7,222	2,222	12,222	12,222
TOTAL BRITISH EMPIRE	5,212,222	10,122,222	12,222,222	22,222,222	21,117,222	4,70,442	8,02,222	11,22,004	15,41,042	17,27,222
Germany	2,221,222	12,022,222	17,012,222	27,222,222	17,222,222	5,12,222	6,27,222	7,22,222	10,22,222	6,21,222
Belgium	5,022,222	4,222,222	5,722,222	5,212,222	7,070,222	1,22,222	1,45,222	2,01,222	1,22,222	2,45,222
France	222,222	102,000	122,222	22,222	122,222	77,222	12,222	22,222	2,222	12,440
Italy (including Flume)	422,222	1,222,222	572,222	522,222	122,222	12,222	52,222	21,222	21,222	21,222
Japan	12,222	12,222	22,222	22,222	122,222	2,222	1,222	12,222	11,222	12,222
Portuguese East Africa	..	22,222	22,222	2,222	2,222
United States of America—										
Via Atlantic Coast	2,210,222	6,222,222	11,222,222	10,222,222	12,222,222	12,21,222	12,72,222	12,01,222	15,70,222	16,12,222
" Pacific	122,222	122,222	22,222	22,222	22,222	22,222	22,222	1,22,222	2,22,222	2,22,222
Other Foreign Countries	22,222	22,222	22,222	122,222	22,222	7,222	2,222	2,222	12,222	2,222
TOTAL FOREIGN COUNTRIES	25,207,222	24,247,222	25,422,222	45,202,222	32,222,222	21,22,222	21,27,222	21,12,222	20,27,222	22,22,222
Share of Bengal	2,422,222	2,422,222	10,022,222	12,222,222	12,070,222	12,02,222	12,22,222	12,70,222	12,22,222	12,22,222
" Bombay	20,222,222	24,722,222	24,222,222	24,722,222	22,222,222	12,21,222	12,22,222	24,12,222	21,02,222	22,22,222
" Sind	274,222	222,222	722,222	222,222	222,222	21,222	20,222	2,12,222	44,222	1,22,222
" Madras	2,501,222	2,222,222	1,271,222	1,722,222	2,222,222	2,02,222	2,22,222	1,22,222	1,22,222	1,22,222
" Burma	742,222	222,222	222,222	222,222	177,222	22,222	22,222	22,222	22,222	22,222
TOTAL	21,222,222	25,022,222	27,222,222	27,222,222	22,422,222	22,02,222	22,02,222	22,02,222	22,02,222	22,02,222
Photographic, other than Cinematograph films (III. D)—										
United Kingdom (including Channel Islands)	12,22,222	12,42,222	12,22,222	12,42,222	12,62,222
Ceylon (excluding Maldives)	5,012	122	4,222	272	1,022
Straits Settlements	42,222	40,222	22,222	12,022	12,022
Commonwealth of Australia	11,222	222	2,222	..	42
Other British Possessions	2,071	272	4,222	2,071	1,022
TOTAL BRITISH EMPIRE	12,04,422	12,22,222	12,22,222	12,22,222	12,22,222

* Inclusive of imports by postal packets referred to Collectors of Customs for assessment.

No. 10—continued

ARTICLES, AND COUNTRIES OF CONSIGNMENT; ALSO SHARE OF EACH PROVINCE	QUANTITY					VALUE				
	1931-32	1932-33	1933-34	1934-35	1935-36	1931-32	1932-33	1933-34	1934-35	1935-36
						₹	₹	₹	₹	₹
Instruments, Apparatus and Appliances, and parts thereof— continued										
Photographic—concluded										
Photographic other than Cinematograph Films (II. D)— continued										
Germany	—	—	—	—	—	6,94,271	7,85,448	7,45,841	8,37,001	10,29,502
Netherlands	—	—	—	—	—	3,777	8,760	11,141	4,414	895
Belgium	—	—	—	—	—	44,591	80,566	68,774	57,871	58,930
France	—	—	—	—	—	78,072	40,087	37,517	38,505	75,860
Italy (including Trieste)	—	—	—	—	—	1,070	1,000	886	34,024	10,959
Japan	—	—	—	—	—	9,752	14,923	19,154	43,035	59,025
Egypt	—	—	—	—	—	110	25	10	11,263	130
United States of America— Via Atlantic Coast	—	—	—	—	—	10,11,064	7,90,161	6,58,818	7,88,164	8,52,553
“ Pacific ”	—	—	—	—	—	12,674	7,230	23,137	44,827	17,787
Other Foreign Countries	—	—	—	—	—	7,775	7,480	2,007	11,179	7,180
TOTAL FOREIGN COUNTRIES	—	—	—	—	—	18,04,056	16,85,680	16,68,185	18,70,983	21,19,430
Share of Bengal	—	—	—	—	—	9,43,871	7,73,246	6,61,397	7,13,452	6,51,611
“ Bombay ”	—	—	—	—	—	15,78,430	16,58,946	15,68,321	18,56,117	21,69,243
“ Sind ”	—	—	—	—	—	2,61,679	3,03,419	2,88,015	3,02,364	3,74,032
“ Madras ”	—	—	—	—	—	1,85,652	1,86,994	1,97,316	2,32,744	2,54,927
“ Burma ”	—	—	—	—	—	1,34,220	1,48,443	1,40,212	1,30,528	1,51,951
TOTAL	—	—	—	—	—	31,58,552	30,00,048	28,55,161	32,34,205	35,02,793
Total value of Photographic Instruments—										
United Kingdom (including Channel Islands)	—	—	—	—	—	15,34,682	18,09,732	21,43,503	26,24,968	29,09,580
Aden and Dependencies	—	—	—	—	—	1,484	2,422	8,144
Ceylon (excluding Maldives)	—	—	—	—	—	1,15,832	2,12,284	1,98,840	1,79,647	45,882
Straits Settlements	—	—	—	—	—	83,713	93,417	1,00,460	39,467	40,133
Kenya Colony	—	—	—	—	—	9,871	3,497	10,800	6,619	11,625
Mauritius and Dependencies	—	—	—	—	—	4,309	36,166	21,415
Commonwealth of Australia	—	—	—	—	—	16,002	4,092	5,504	4,636	2,537
Other British Possessions	—	—	—	—	—	4,839	4,073	2,890	10,845	11,229
TOTAL BRITISH EMPIRE	—	—	—	—	—	17,64,939	21,92,095	24,70,880	29,04,770	31,40,505
Germany	—	—	—	—	—	12,18,982	13,73,115	15,35,765	18,97,111	17,10,795
Netherlands	—	—	—	—	—	5,161	10,237	12,701	5,250	1,252
Belgium	—	—	—	—	—	1,90,779	3,26,008	2,70,192	2,51,342	3,04,783
France	—	—	—	—	—	1,55,674	59,818	68,880	41,827	88,300
Italy (including Trieste)	—	—	—	—	—	17,712	56,689	32,426	55,570	8,763
Japan	—	—	—	—	—	18,026	16,873	33,452	54,839	79,506
China (exclusive of Hongkong and Macao)	—	—	—	—	—	1,123	5,833	933	2,121	690
Egypt	—	—	—	—	—	3,483	1,193	10	11,263	230
Portuguese East Africa	—	—	—	—	—	248	2,450	8,742
United States of America— Via Atlantic Coast	—	—	—	—	—	23,43,310	20,66,020	25,00,289	23,58,829	24,65,352
“ Pacific ”	—	—	—	—	—	41,239	47,687	1,53,507	2,67,793	3,45,079
Other Foreign Countries	—	—	—	—	—	8,648	7,268	8,601	22,048	10,031
TOTAL FOREIGN COUNTRIES	—	—	—	—	—	40,00,335	38,73,251	46,83,493	49,67,993	50,44,881
Share of Bengal	—	—	—	—	—	19,53,931	18,62,394	22,31,476	20,36,279	20,34,562
“ Bombay ”	—	—	—	—	—	28,99,023	32,52,644	39,81,361	49,61,294	61,36,179
“ Sind ”	—	—	—	—	—	2,92,785	3,33,146	4,03,954	3,47,827	4,56,210
“ Madras ”	—	—	—	—	—	3,88,384	4,09,078	3,57,119	3,83,368	3,76,809
“ Burma ”	—	—	—	—	—	2,30,551	2,08,084	1,80,163	1,42,895	1,82,516
TOTAL	—	—	—	—	—	57,65,274	60,65,346	71,54,378	73,72,703	81,85,476

ARTICLES, AND COUNTRIES OF CONSIGNMENT; ALSO SHARE OF EACH PROVINCE	QUANTITY					VALUE				
	1931-32	1932-33	1933-34	1934-35	1935-36	1931-32	1932-33	1933-34	1934-35	1935-36
						₹	₹	₹	₹	₹
Instruments, Apparatus and Appliances, and parts thereof—continued										
Scientific (III. D)—										
United Kingdom (including Channel Islands)	—	—	—	—	—	8,82,274	9,37,617	9,89,570	10,52,958	10,35,072
Other British Possessions	—	—	—	—	—	7,108	2,254	1,929	1,512	4,543
TOTAL BRITISH EMPIRE	—	—	—	—	—	8,89,470	9,41,071	9,91,499	10,55,465	10,42,615
Sweden	—	—	—	—	—	1,889	1,116	6,676	10,708	5,985
Denmark	—	—	—	—	—	398	..	186	6,664	1,213
Germany	—	—	—	—	—	2,06,797	4,05,868	2,75,909	2,68,272	2,75,743
Netherlands	—	—	—	—	—	2,277	12,117	19,555	5,522	9,581
Belgium	—	—	—	—	—	1,635	17,269	4,812	2,912	7,907
France	—	—	—	—	—	24,017	5,084	9,085	1,443	4,950
Italy (including Fiume)	—	—	—	—	—	5,080	2,267	5,002	4,008	16,372
Austria	—	—	—	—	—	5,931	2,217	2,791	1,651	1,202
Japan	—	—	—	—	—	4,201	10,044	26,279	62,921	32,679
United States of America—										
Via Atlantic Coast	—	—	—	—	—	1,44,672	27,694	67,169	71,957	69,520
" Pacific "	—	—	—	—	—	1,722	1,598	1,219	2,652	11,922
Other Foreign Countries	—	—	—	—	—	4,641	5,929	10,639	2,798	2,472
TOTAL FOREIGN COUNTRIES	—	—	—	—	—	5,04,614	5,22,512	4,29,272	5,40,526	5,91,735
Share of Bengal	—	—	—	—	—	2,27,652	2,17,242	2,21,472	2,71,741	2,27,202
" Bombay	—	—	—	—	—	6,22,149	2,72,422	7,25,542	2,25,164	2,24,202
" Sind	—	—	—	—	—	22,257	22,622	1,62,129	22,202	21,242
" Madras	—	—	—	—	—	2,45,062	1,27,449	1,72,972	2,44,217	2,12,762
" Burma	—	—	—	—	—	1,29,271	27,202	22,124	29,272	41,222
TOTAL	—	—	—	—	—	12,94,084	14,62,584	14,21,272	15,96,001	16,24,220
Surgical (III. D)—										
United Kingdom (including Channel Islands)	—	—	—	—	—	7,64,742	7,42,619	6,79,172	6,79,222	7,74,022
Ceylon (excluding Maldives)	—	—	—	—	—	7,272	904	922	611	1,022
Other British Possessions	—	—	—	—	—	6,227	2,222	2,742	5,167	5,222
TOTAL BRITISH EMPIRE	—	—	—	—	—	7,72,222	7,47,412	6,82,222	6,76,012	7,80,472
Germany	—	—	—	—	—	4,06,207	4,12,222	2,20,729	4,95,222	4,49,164
Netherlands	—	—	—	—	—	2,427	2,502	1,029	222	5,427
France	—	—	—	—	—	4,029	2,224	1,122	2,222	6,172
Italy (including Fiume)	—	—	—	—	—	10,554	2,422	2,722	11,222	17,272
Austria	—	—	—	—	—	2,122	12,106	9,224	2,622	9,074
Czechoslovakia	—	—	—	—	—	4,124	6,222	2,621	272	162
Japan	—	—	—	—	—	21,542	59,221	1,02,512	1,17,229	1,22,201
United States of America—										
Via Atlantic Coast	—	—	—	—	—	1,94,222	1,27,022	27,022	1,12,222	1,22,219
" Pacific "	—	—	—	—	—	1,074	1,222	271	222	629
Other Foreign Countries	—	—	—	—	—	2,029	2,424	2,511	2,222	6,729
TOTAL FOREIGN COUNTRIES	—	—	—	—	—	6,40,271	6,22,129	6,02,222	7,29,222	7,22,272

No. 10—continued

ARTICLES, AND COUNTRIES OF CONSIGNMENT; ALSO SHARE OF EACH PROVINCE	QUANTITY					VALUE				
	1931-32	1932-33	1933-34	1934-35	1935-36	1931-32	1932-33	1933-34	1934-35	1935-36
<i>Instruments, Apparatus and Appliances, and parts thereof— continued</i>										
<i>Surgical (III. D)—continued</i>										
Share of Bengal	—	—	—	—	—	3,73,611	3,36,393	3,51,499	3,60,558	4,51,116
„ Bombay	—	—	—	—	—	6,43,685	6,60,888	6,16,071	6,41,747	7,32,047
„ Sind	—	—	—	—	—	1,97,722	1,86,198	1,26,212	2,62,554	1,73,622
„ Madras	—	—	—	—	—	1,42,231	1,51,280	1,40,165	1,25,403	1,13,927
„ Burma	—	—	—	—	—	57,475	53,785	68,751	65,740	65,836
TOTAL	—	—	—	—	—	14,19,724	13,83,542	12,92,688	14,36,002	15,86,548
<i>Wireless Apparatus (III. D)—</i>										
United Kingdom (including Channel Islands)	—	—	—	—	—	6,63,455	8,39,572	5,71,971	4,70,122	10,48,701
Ceylon (excluding Maldives)	—	—	—	—	—	2,939	2,999	9,418	2,031	4,066
Straits Settlements	—	—	—	—	—	241	405	385	1,539	6,342
Other British Possessions	—	—	—	—	—	1,917	203	1,271	387	3,423
TOTAL BRITISH EMPIRE	—	—	—	—	—	6,68,602	8,43,179	5,83,045	4,76,479	10,62,522
Sweden	—	—	—	—	—	726	5,058	1,69,917	9,703	36
Germany	—	—	—	—	—	47,253	48,809	56,914	77,574	93,203
Netherlands	—	—	—	—	—	1,14,446	65,408	93,620	1,55,407	3,81,256
France	—	—	—	—	—	6,016	5,058	1,936	1,375	513
Italy (including Fiume)	—	—	—	—	—	3,193	1,867	731	2,343	10,153
Japan	—	—	—	—	—	1,933	2,177	31,417	37,193	32,442
United States of America—										
Via Atlantic Coast	—	—	—	—	—	30,334	57,928	1,74,904	3,27,070	12,29,991
„ Pacific „	—	—	—	—	—	5,103	3,329	4,040	3,273	12,636
Other Foreign Countries	—	—	—	—	—	11,664	4,430	4,697	3,323	7,449
TOTAL FOREIGN COUNTRIES	—	—	—	—	—	2,69,723	1,94,064	5,33,226	11,18,366	17,67,884
Share of Bengal	—	—	—	—	—	2,52,764	2,13,241	2,52,443	2,57,237	6,36,051
„ Bombay	—	—	—	—	—	5,64,054	7,03,430	6,65,041	8,77,033	15,76,023
„ Sind	—	—	—	—	—	44,639	32,103	1,07,796	2,41,264	1,39,705
„ Madras	—	—	—	—	—	29,423	30,737	40,112	74,659	2,13,516
„ Burma	—	—	—	—	—	49,400	53,397	50,374	44,597	2,21,033
TOTAL	—	—	—	—	—	9,36,380	10,37,968	11,16,271	13,94,845	23,30,406
<i>Other kinds (III. D)—</i>										
United Kingdom (including Channel Islands)	—	—	—	—	—	16,24,101	14,71,274	15,64,340	20,67,703	21,18,021
Ceylon (excluding Maldives)	—	—	—	—	—	2,759	6,670	3,603	4,392	3,406
Straits Settlements	—	—	—	—	—	1,023	5,675	4,017	2,529	2,592
Commonwealth of Australia	—	—	—	—	—	4,591	16,395	14,323
Other British Possessions	—	—	—	—	—	1,534	1,334	2,337	1,534	1,954
TOTAL BRITISH EMPIRE	—	—	—	—	—	16,29,467	14,84,803	15,84,943	20,93,558	21,45,705
Sweden	—	—	—	—	—	6,693	14,056	12,625	3,022	14,112
Germany	—	—	—	—	—	1,72,365	2,17,213	2,35,335	2,43,733	4,00,350
Netherlands	—	—	—	—	—	9,113	12,560	13,439	24,123	13,335
Belgium	—	—	—	—	—	2,719	64,972	54,139	9,363	6,111
France	—	—	—	—	—	16,923	16,665	16,397	20,654	13,735
Switzerland	—	—	—	—	—	113	9,370	1,049	7,027	4,502
Italy (including Fiume)	—	—	—	—	—	9,296	8,113	5,631	14,993	17,140
Czechoslovakia	—	—	—	—	—	1,766	1,636	3,319	5,050	4,319
Iran	—	—	—	—	—	6,305	1,321	1,276	400	2,220
Java	—	—	—	—	—	..	1,201	415	946	5,013
Japan	—	—	—	—	—	1,212	5,221	1,09,345	56,707	75,574
United States of America—										
Via Atlantic Coast	—	—	—	—	—	3,36,633	2,25,321	2,40,365	4,24,740	5,35,393
„ Pacific „	—	—	—	—	—	11,409	7,302	4,626	33,193	23,554
Other Foreign Countries	—	—	—	—	—	4,597	5,454	3,556	3,772	7,911
TOTAL FOREIGN COUNTRIES	—	—	—	—	—	6,29,149	5,93,410	7,03,997	8,67,378	12,14,819

ARTICLES, AND COUNTRIES OF CONSIGNMENT; ALSO SHARE OF EACH PROVINCE	QUANTITY					VALUE				
	1931-32	1932-33	1933-34	1934-35	1935-36	1931-32	1932-33	1933-34	1934-35	1935-36
Instruments, Apparatus, and Appliances, and parts thereof— <i>continued</i>						R	R	R	R	R
<i>Other kinds (III. D)—continued</i>										
Share of Bengal	—	—	—	—	—	3,31,144	3,55,801	3,44,905	12,77,971	15,34,329
" Bombay	—	—	—	—	—	4,08,632	4,43,309	5,31,464	3,23,935	3,11,192
" Sind	—	—	—	—	—	4,74,231	4,23,437	4,00,167	4,63,227	5,12,306
" Madras	—	—	—	—	—	2,04,341	1,90,073	2,69,961	2,49,750	2,45,929
" Burma	—	—	—	—	—	2,02,218	1,62,643	1,95,543	1,46,703	1,56,273
TOTAL	—	—	—	—	—	22,58,616	20,77,213	22,03,040	29,60,086	32,60,524
<i>Total value of Instruments, Apparatus, and Appliances, and parts thereof—</i>										
United Kingdom (including Channel Islands)	—	—	—	—	—	1,33,26,089	1,04,31,155	2,06,32,499	2,47,12,369	2,70,05,053
Aden and Dependencies	—	—	—	—	—	1,038	1,689	570	2,490	3,351
Ceylon (excluding Maldives)	—	—	—	—	—	1,58,661	2,51,069	2,27,732	2,00,020	69,121
Straits Settlements	—	—	—	—	—	1,47,904	1,44,254	1,23,747	78,920	74,392
Federated Malay States	—	—	—	—	—	3,181	3,333	46	187	2,300
Hongkong	—	—	—	—	—	1,51,201	1,71,055	2,04,361	4,45,638	5,62,054
Union of South Africa	—	—	—	—	—	2,228	2,722	3,440	4,657	5,261
Kenya Colony	—	—	—	—	—	12,803	4,693	12,922	7,033	13,831
Mauritius and Dependencies	—	—	—	—	—	475	120	4,312	26,163	21,415
Canada—										
Via Atlantic Coast	—	—	—	—	—	4,209	2,227	10,363	12,009	9,703
" Pacific "	—	—	—	—	—	423	35	573	12,543	1,203
Commonwealth of Australia	—	—	—	—	—	23,520	21,773	24,443	24,359	26,023
Other British Possessions	—	—	—	—	—	5,365	2,722	5,939	4,613	5,163
TOTAL BRITISH EMPIRE	—	—	—	—	—	1,63,42,073	2,00,37,451	2,13,31,502	2,55,63,019	2,78,04,920
Sweden	—	—	—	—	—	56,869	75,594	2,65,867	1,23,771	2,34,133
Denmark	—	—	—	—	—	37,342	16,564	31,164	13,779	15,545
Germany	—	—	—	—	—	61,41,970	65,32,065	55,94,131	67,99,600	74,03,639
Netherlands	—	—	—	—	—	14,46,623	12,05,166	12,06,552	14,96,322	17,26,515
Belgium	—	—	—	—	—	6,65,714	6,05,376	6,56,033	4,71,422	6,46,626
France	—	—	—	—	—	5,65,406	2,76,673	3,73,324	2,07,663	2,61,444
Switzerland	—	—	—	—	—	2,58,680	3,41,180	2,16,633	2,27,755	3,13,423
Italy (including Fiume)	—	—	—	—	—	6,10,224	7,34,209	7,22,731	3,75,695	7,31,003
Austria	—	—	—	—	—	3,11,704	2,97,333	2,45,234	2,26,234	2,63,505
Hungary	—	—	—	—	—	25,330	26,024	15,143	56,429	96,494
Czechoslovakia	—	—	—	—	—	3,39,150	3,35,005	3,29,491	3,51,237	2,24,113
Iran	—	—	—	—	—	10,100	5,717	1,852	3,632	4,913
Java	—	—	—	—	—	1,439	6,519	6,773	6,722	11,273
Japan	—	—	—	—	—	3,47,433	22,09,293	30,42,733	31,22,609	31,42,305
China (exclusive of Hongkong and Macao)	—	—	—	—	—	2,37,724	2,23,843	1,71,971	2,23,629	1,32,795
Egypt	—	—	—	—	—	5,709	5,723	19,490	19,739	2,420
Portuguese East Africa	—	—	—	—	—	3,634	3,572	3,742	..	141
United States of America— Via Atlantic Coast	—	—	—	—	—	62,62,570	52,67,549	55,30,455	62,22,451	32,03,629
" Pacific "	—	—	—	—	—	76,363	67,593	1,04,930	3,31,352	4,26,471
Other Foreign Countries	—	—	—	—	—	10,429	3,533	15,364	13,315	12,043
TOTAL FOREIGN COUNTRIES	—	—	—	—	—	1,80,77,503	1,84,39,351	1,88,52,577	2,16,99,376	2,39,08,035

No. 10—continued

ARTICLES, AND COUNTRIES OF CONSIGNMENT; ALSO SHARE OF EACH PROVINCE	QUANTITY					VALUE				
	1931-32	1932-33	1933-34	1934-35	1935-36	1931-32	1932-33	1933-34	1934-35	1935-36
	R	R	R	R	R	R	R	R	R	R
Instruments, Apparatus, and Appliances, and parts thereof— concluded										
<i>Total value of Instruments, Apparatus, and Appliances, and parts thereof—continued</i>										
Share of Bengal	—	—	—	—	—	1,36,93,737	1,39,96,639	1,42,79,517	1,69,55,138	1,93,81,758
„ Bombay	—	—	—	—	—	1,34,83,120	1,39,74,538	1,60,08,337	1,90,26,242	2,02,90,166
„ Sind	—	—	—	—	—	34,58,361	44,42,858	43,94,473	43,20,066	51,36,695
„ Madras	—	—	—	—	—	34,98,044	41,21,929	37,58,837	45,46,826	43,79,661
„ Burma	—	—	—	—	—	24,36,419	19,40,338	17,62,515	19,14,123	26,34,751
TOTAL	—	—	—	—	—	3,69,19,581	3,84,76,802	4,02,04,079	4,72,62,395	5,18,02,955
Ivory—										
<i>Unmanufactured (II. S)—</i>										
	Lbs.	Lbs.	Lbs.	Lbs.	Lbs.					
United Kingdom (including Channel Islands)	79,240	68,538	44,704	12,640	8,394	5,50,795	4,66,158	2,48,210	63,485	48,015
Aden and Dependencees	865	738	2,248	4,681	3,238	4,005	3,025	8,339	18,110	11,905
Zanzibar and Pemba	9,554	15,861	24,300	46,013	58,505	49,980	77,766	1,09,875	2,02,548	2,56,965
Kenya Colony	20,807	15,803	52,150	87,067	106,565	1,21,898	1,03,589	2,57,856	3,66,176	4,42,701
Tanganyika Territory	3,514	7,392	2,218	21,238	25,875	15,536	51,956	10,549	86,760	1,08,818
Other British Possessions	246	2,152	17	4	..	1,648	10,889	67	17
TOTAL BRITISH EMPIRE	113,480	108,588	127,762	171,656	202,581	7,42,209	7,04,163	6,45,718	7,37,146	8,63,421
Germany	16,774	28,170	18,116	18,943	18,898	1,15,448	1,08,387	1,03,167	71,703	78,207
Netherlands	24,757	40,685	58,688	43,001	59,922	1,55,731	2,40,404	2,82,394	1,81,564	2,46,818
Belgium	3,201	4,197	8,383	6,105	4,175	20,075	19,184	34,950	23,234	23,987
Other Foreign Countries	107	1,458	702	2,956	4,620	1,065	8,134	3,847	8,080	8,782
TOTAL FOREIGN COUNTRIES	44,839	74,505	86,889	69,005	89,615	2,93,849	4,66,109	4,24,378	2,84,581	3,52,794
Share of Bengal	139	..	158	1,431	..	747	..
„ Bombay	166,393	181,991	809,773	235,545	288,920	10,32,803	11,66,419	10,51,685	10,20,000	12,14,162
„ Sind	1,926	845	3,632	1,941	4,065	1,966	1,966	7,742	913	1,594
„ Madras	68	246	467	769	..	3
„ Burma	17	111	67	456
TOTAL	168,319	183,093	213,651	237,661	292,196	10,35,558	11,70,272	10,70,096	10,21,727	12,16,215
<i>Manufactured (III. U)—</i>										
United Kingdom (including Channel Islands)	—	—	—	—	—	5,224	178	1,444	1,031	1,563
Other British Possessions	—	—	—	—	—	4,019	3,334	3,397	3,436	1,317
TOTAL BRITISH EMPIRE	—	—	—	—	—	9,243	3,512	4,841	4,467	2,880
Japan	—	—	—	—	—	1,220	7,843	3,400	3,700	4,728
Other Foreign Countries	—	—	—	—	—	2,261	2,192	3,974	5,676	7,869
TOTAL FOREIGN COUNTRIES	—	—	—	—	—	3,481	10,035	7,374	9,376	12,617
Share of Bengal	—	—	—	—	—	3,280	1,776	4,291	2,491	6,362
„ Bombay	—	—	—	—	—	5,577	9,000	6,487	10,801	8,034
„ Sind	—	—	—	—	—	471	2,035	1,017	373	618
„ Madras	—	—	—	—	—	2,235	45	153	379	109
„ Burma	—	—	—	—	—	1,151	91	387	399	374
TOTAL	—	—	—	—	—	12,724	13,647	12,276	13,843	15,497
<i>Total value of Ivory</i>	—	—	—	—	—	10,48,282	11,83,319	10,82,371	10,35,70	12,31,712

GENERAL IMPORTS

No. 10—continued

ARTICLES, AND COUNTRIES OF CONSIGNMENT; ALSO SHARE OF EACH PROVINCE	QUANTITY					VALUE				
	1931-32	1932-33	1933-34	1934-35	1935-36	1931-32	1932-33	1933-34	1934-35	1935-36
Jewellery (excluding Imitation Jewellery and Precious stones and pearls, unset), also Plate of Gold and Silver—										
Jewellery (III. U)*—										
United Kingdom (including Channel Islands)	—	—	—	—	—	12,08,322	29,43,461	1,91,726	5,99,455	6,24,222
Ceylon (excluding Maldives)	—	—	—	—	—	11,508	6,194	6,815	7,599	8,359
Straits Settlements	—	—	—	—	—	8,722	8,769	2,735	4,168	3,622
Kenya Colony	—	—	—	—	—	6,565	536	852	909	905
Other British Possessions	—	—	—	—	—	3,118	7,468	3,805	4,946	5,273
TOTAL BRITISH EMPIRE	—	—	—	—	—	18,20,145	29,61,428	2,05,448	6,14,077	6,41,359
Germany	—	—	—	—	—	9,118	9,102	20,014	16,484	17,340
France	—	—	—	—	—	5,211	11,022	2,760	9,75,365	5,091
Switzerland	—	—	—	—	—	7,550	2,278	2,525
Italy (including Fiume)	—	—	—	—	—	2,691	2,815	1,379	12,414	4,447
United States of America—										
Via Atlantic Coast	—	—	—	—	—	622	298	1,422	321	9,116
" Pacific "	—	—	—	—	—	..	20	..	481	..
Other Foreign Countries	—	—	—	—	—	5,124	7,512	11,904	10,952	8,900
TOTAL FOREIGN COUNTRIES	—	—	—	—	—	22,876	31,271	45,029	10,18,240	47,329
Share of Bengal	—	—	—	—	—	1,14,906	22,22,450	51,072	4,39,139	4,21,212
" Bombay	—	—	—	—	—	11,82,222	24,029	1,24,222	2,22,222	2,09,222
" Sind	—	—	—	—	—	24,222	27,124	16,222	2,06,222	22,222
" Madras	—	—	—	—	—	22,222	12,222	12,222	14,222	15,222
" Burma	—	—	—	—	—	12,222	10,222	27,222	2,222	2,222
TOTAL	—	—	—	—	—	18,49,021	29,92,694	2,50,428	16,32,217	6,89,122
Plate of Gold and Silver (III. U)—										
United Kingdom (including Channel Islands)	—	—	—	—	—	2,05,452	2,47,927	2,24,450	2,62,222	2,22,222
Ceylon (excluding Maldives)	—	—	—	—	—	6,400	1,210	922	1,508	722
Straits Settlements	—	—	—	—	—	55,426	1,266	425	1,468	424
Hongkong	—	—	—	—	—	21,522	11,205	17,004	9,122	14,047
Other British possessions	—	—	—	—	—	1,172	5,121	2,112	1,222	969
TOTAL BRITISH EMPIRE	—	—	—	—	—	4,49,922	3,67,629	2,55,910	3,77,269	2,45,922
Sweden	—	—	—	—	—	75	400	1,115	11,622	..
Germany	—	—	—	—	—	5,292	15,522	5,292	14,246	6,512
Belgium	—	—	—	—	—	1,005	6,552	772
France	—	—	—	—	—	70,122	42,722	11,107	9,722	14,011
Italy (including Fiume)	—	—	—	—	—	11,422	2,609	654	1,220	1,722
Japan	—	—	—	—	—	5,009	6,741	8,570	8,224	5,402
China (exclusive of Hongkong and Macao)	—	—	—	—	—	10,624	2,297	2,741	54,152	2,271
Egypt	—	—	—	—	—	1,215	2	7,800	..	20
United States of America—										
Via Atlantic Coast	—	—	—	—	—	4,221	4,215	2,115	1,266	2,261
" Pacific "	—	—	—	—	—	6,222	..	45
Other Foreign Countries	—	—	—	—	—	2,271	700	271	4,022	5,451
TOTAL FOREIGN COUNTRIES	—	—	—	—	—	1,12,222	22,022	42,110	1,10,222	41,451

* Inclusive of imports by postal packets referred to Collectors of Customs for assessment.

No. 10—continued

ARTICLES, AND COUNTRIES OF CONSIGNMENT; ALSO SHARE OF EACH PROVINCE	QUANTITY					VALUE				
	1931-32	1932-33	1933-34	1934-35	1935-36	1931-32	1932-33	1933-34	1934-35	1935-36
Jewellery (excluding Imitation Jewellery and Precious stones and pearls, unset), also Plate of Gold and Silver—continued						R	R	R	R	R
Plate of Gold and Silver (H. U)—continued										
Share of Bengal	—	—	—	—	—	77,332	87,332	65,612	88,969	1,04,567
" Bombay	—	—	—	—	—	3,38,400	2,13,851	1,86,659	2,49,172	1,70,098
" Sind	—	—	—	—	—	89,743	98,030	15,548	31,623	31,349
" Madras	—	—	—	—	—	14,928	9,748	3,297	44,865	12,177
" Burma	—	—	—	—	—	38,515	43,320	21,219	23,488	13,384
TOTAL	—	—	—	—	—	5,08,918	4,60,675	2,99,035	4,87,722	3,86,532
Total value of Jewellery (excluding Imitation Jewellery and Precious stones and pearls, unset) also Plate of Gold and Silver—										
United Kingdom (including Channel Islands)	—	—	—	—	—	16,58,684	32,91,388	4,26,186	9,59,793	9,53,208
Ceylon (excluding Maldives)	—	—	—	—	—	17,908	8,104	7,743	9,102	9,141
Straits Settlements	—	—	—	—	—	62,148	5,135	3,160	5,631	4,107
Hongkong	—	—	—	—	—	23,598	15,487	17,754	12,403	15,751
Kenya Colony	—	—	—	—	—	6,765	618	1,427	909	255
Other British Possessions	—	—	—	—	—	7,027	8,330	5,092	3,608	4,438
TOTAL BRITISH EMPIRE	—	—	—	—	—	17,76,128	33,39,062	4,61,362	9,91,446	9,86,943
Sweden	—	—	—	—	—	75	400	1,115	11,633	..
Germany	—	—	—	—	—	15,010	24,688	25,907	30,730	23,858
Belgium	—	—	—	—	—	..	238	1,005	6,558	2,707
France	—	—	—	—	—	75,450	59,809	13,897	9,85,093	19,108
Switzerland	—	—	—	—	—	7,560	8,273	8,042
Italy (including Finme)	—	—	—	—	—	14,177	5,924	2,232	13,734	6,175
Japan	—	—	—	—	—	5,796	10,946	13,036	9,265	6,173
China (exclusive of Hongkong and Macao)	—	—	—	—	—	11,348	4,511	4,973	53,425	5,104
Egypt	—	—	—	—	—	2,000	69	7,646	3,603	3,441
United States of America— Via Atlantic Coast	—	—	—	—	—	5,003	4,913	8,537	2,137	12,773
" Pacific "	—	—	—	—	—	6,533	20	45	433	..
Other Foreign Countries	—	—	—	—	—	6,319	2,759	7,031	6,664	6,405
TOTAL FOREIGN COUNTRIES	—	—	—	—	—	1,41,711	1,14,307	88,155	11,23,698	38,766
Share of Bengal	—	—	—	—	—	1,92,133	29,16,332	1,16,685	5,08,799	5,36,175
" Bombay	—	—	—	—	—	15,02,233	2,97,940	3,21,054	12,34,747	3,79,854
" Sind	—	—	—	—	—	1,34,254	1,53,224	31,067	2,37,866	1,14,323
" Madras	—	—	—	—	—	37,243	22,313	21,473	59,346	27,370
" Burma	—	—	—	—	—	51,316	53,605	59,333	29,231	27,519
TOTAL	—	—	—	—	—	19,17,389	34,43,269	5,49,517	21,20,039	10,75,744
Latex— Stick and Seed (H. D)—	Owts.	Owts.	Owts.	Owts.	Owts.					
United Kingdom (including Channel Islands)	636	292	101	8,951	5,893	6,654	..
Straits Settlements	6,990	3,253	50,994	106,207	50,252	1,66,086	52,794	11,32,095	22,32,295	3,01,510
Other British Possessions	99	1,930
TOTAL BRITISH EMPIRE	6,990	3,889	51,385	106,308	50,252	1,66,086	61,745	11,39,968	22,44,949	3,01,510
Java	320	10,676	..
Sum	16,409	30,469	4,49,437	4,92,661
United States of America— Via Atlantic Coast	10,733
Other Foreign Countries	142	..	171	2,712	..	4,094	2
TOTAL FOREIGN COUNTRIES	188	142	..	16,900	30,460	10,733	2,712	..	4,64,257	4,92,663

ARTICLES, AND COUNTRIES OF CONSIGNMENT; ALSO SHARE OF EACH PROVINCE	QUANTITY					VALUE				
	1931-32	1932-33	1933-34	1934-35	1935-36	1931-32	1932-33	1933-34	1934-35	1935-36
Lac—continued						R	R	R	Rs	R
<i>Stick and Seed (H. D)— continued</i>	Cwts.	Cwts.	Cwts.	Cwts.	Cwts.					
Share of Bengal . . .	6,754	3,721	50,359	122,698	80,318	1,62,500	55,523	11,22,448	26,96,362	12,86,889
.. Bombay . . .	393	296	1,010	500	379	13,532	8,600	17,227	12,579	6,926
.. Madras . . .	26	14	16	10	15	737	331	283	284	364
TOTAL	7,173	4,031	51,385	123,208	80,712	1,76,819	64,457	11,30,668	27,06,206	12,94,179
Shell and Button (H. D)—	Cwts.	Cwts.	Cwts.	Cwts.	Cwts.					
TOTAL BRITISH EMPIRE	..	4	2	3	78	..	203	301	315	4,815
TOTAL FOREIGN COUNTRIES	11	3	7	2	9	1,296	470	347	240	364
Share of Bengal . . .	3	5	1	..	83	273	225	61	..	4,815
.. Bombay	1	3	179	342	364
.. Madras . . .	8	2	7	2	..	1,024	445	343	222	..
.. Burma	26
TOTAL	11	7	9	5	87	1,296	673	648	504	5,179
Other kinds (excluding Lac- sue) (H. D)—	Cwts.	Cwts.	Cwts.	Cwts.	Cwts.					
United Kingdom (including Channel Islands)	1	3	..	2	3	118	283	11	173	243
TOTAL FOREIGN COUNTRIES	10	..	1	140	..	79
Share of Bombay	10	2	2	141	215	161
.. Sind . . .	1	3	2	118	283	10	..	161
TOTAL	1	3	10	2	4	118	283	151	173	322
Total Lac—	Cwts.	Cwts.	Cwts.	Cwts.	Cwts.					
TOTAL BRITISH EMPIRE	6,991	3,896	51,387	106,313	80,333	1,06,204	62,231	11,40,280	22,45,427	8,06,574
TOTAL FOREIGN COUNTRIES	194	145	17	16,902	30,470	12,029	3,182	487	4,64,606	4,92,106
TOTAL	7,185	4,041	51,404	123,215	80,803	1,78,233	65,413	11,40,767	27,09,943	12,99,680
Leather—										
<i>Hides, tanned or dressed (H. F)—</i>	Tons	Tons	Tons	Tons	Tons					
United Kingdom (including Channel Islands)	4	12	9	6	2	46,547	55,122	29,276	29,132	41,313
Ceylon (excluding Maldives)	35	9	6	1	..	38,420	8,948	7,800	508	1,000
Other British Possessions	1	4	..	2	1	3,266	4,828	309	3,374	1,590
TOTAL BRITISH EMPIRE	40	25	9	9	3	88,233	68,008	37,445	33,014	43,909
Germany	5	9,276	38,689	5,446
Austria	5,201
United States of America— Via Atlantic Coast	6	3	5	2	..	50,018	37,286	17,466	16,308	4,987
Other Foreign Countries	..	1	277	8,278	1,597	308	193
TOTAL FOREIGN COUNTRIES	6	9	5	2	..	60,273	50,564	24,509	16,616	5,180

No. 10—continued

ARTICLES, AND COUNTRIES OF CONSIGNMENT; ALSO SHARE OF EACH PROVINCE	QUANTITY					VALUE				
	1931-32	1932-33	1933-34	1934-35	1935-36	1931-32	1932-33	1933-34	1934-35	1935-36
Leather—continued						R	R	R	R	R
<i>Hides, tanned or dressed</i> (III. I)—continued	Tons	Tons	Tons	Tons	Tons					
Share of Bengal	3	..	5	2	8,195	18,410	7,194	16,099	16,214
„ Bombay	8	11	6	2	..	84,595	96,336	33,829	23,830	25,308
„ Sind	2	8,771	4,078	1,991	1,027
„ Madras	37	14	8	4	..	51,771	26,303	14,444	5,503	1,991
„ Burma	1	4	1	4,645	8,642	2,409	2,207	4,639
TOTAL	46	34	14	11	3	1,48,606	1,58,462	61,954	49,630	49,170
<i>Skins, tanned or dressed</i> (III. D)	Tons	Tons	Tons	Tons	Tons					
United Kingdom (including Channel Islands)	9	12	12	19	5	88,002	1,04,782	1,30,617	1,53,053	60,610
Straits Settlements	260	5,511	26	57	..
Tanganyika Territory	4	..	220	137	290	27,302	5
Other British Possessions	1	1	..	5,841	6,452	2,908	12,104	3,088
TOTAL BRITISH EMPIRE	9	12	13	24	5	94,323	1,16,882	1,33,841	1,92,576	63,703
Germany	12	25	31	51	52	1,76,345	2,91,315	2,91,406	3,97,085	4,60,579
Netherlands	2	2	..	1	..	20,446	32,451	13,511	15,881	..
Belgium	2,133	2,908	8,181	8,668
Luxemburg	725	916	6,925
France	10,881	15,748	6,267	3,967	..
Italy (including Fiume)	1	3	16	15	1	16,564	32,575	1,02,192	88,783	7,780
Austria	1	7,058	2,868	13,500	28,522	2,731
Hungary	3	7	6	8	..	34,671	62,761	63,997	70,567
Czechoslovakia	7	8	5	..	14,404	73,657	55,602	55,044	5,435
Iraq	9	1	5,798	4,276	3
China (exclusive of Hong- kong and Macao)	2	2	1	..	5,461	7,170	4,391	6,555	2,516
United States of America— Via Atlantic Coast	40	64	84	83	69	4,48,280	6,63,055	6,13,709	5,86,536	4,00,693
Other Foreign Countries	1	4	..	1	..	3,113	5,508	636	3,465	1,692
TOTAL FOREIGN COUNTRIES	56	110	153	164	130	7,03,277	11,61,149	11,72,741	12,03,208	10,39,589
Share of Bengal	10	26	50	54	24	1,32,178	3,48,399	4,41,692	4,54,082	1,84,318
„ Bombay	52	93	109	127	110	6,17,676	8,57,359	8,17,438	9,44,438	8,79,161
„ Sind	1	1	1	3	..	13,227	3,335	8,001	34,252	26,578
„ Madras	1	1	6	2	1	13,601	15,673	23,215	5,548	6,894
„ Burma	1	1	..	2	..	20,918	21,265	16,236	17,464	6,351
TOTAL	65	122	166	188	135	7,07,600	12,78,031	13,06,582	14,55,784	11,03,202
Total Hides and Skins, tanned, etc.	Tons	Tons	Tons	Tons	Tons	0,46,206	14,36,493	13,68,536	15,05,414	11,52,471
Unwrought (III. D)—	Cwts.	Cwts.	Cwts.	Cwts.	Cwts.					
United Kingdom (including Channel Islands)	3,412	1,863	8,966	9,356	10,005	1,35,478	94,845	1,49,908	1,21,771	3,26,538
Straits Settlements	1	37	6	12	..	350	10,934	661	3,832	..
Other British Possessions	7	5	568	10	21	1,443	2,869	4,668	4,403	4,985
TOTAL BRITISH EMPIRE	3,420	1,905	9,540	9,378	10,026	1,37,271	1,08,048	1,55,232	1,30,056	3,31,523
Germany	348	1,723	4,528	3,605	385	39,620	76,548	1,00,969	1,07,493	1,72,461
Italy (including Fiume)	39	15	56	2	..	10,556	4,043	16,151	1,126	..
Hungary	21	3	2	11,679	1,920	1,139	..
Czechoslovakia	24	2	..	14	15	3,443	1,545	..	12,528	10,694
United States of America— Via Atlantic Coast	477	338	1,440	9,803	6,612	2,53,264	1,54,205	82,482	2,22,080	2,06,627
„ Pacific	1	..	323	570	..
Other Foreign Countries	12	45	980	36	20	7,583	10,444	11,024	4,732	2,344
TOTAL FOREIGN COUNTRIES	699	2,144	7,016	13,465	7,032	3,20,792	2,58,564	2,12,555	3,50,577	4,82,126

ARTICLES, AND COUNTRIES OF CONSIGNMENT; ALSO SHARE OF EACH PROVINCE	QUANTITY					VALUE				
	1931-32	1932-33	1933-34	1934-35	1935-36	1931-32	1932-33	1933-34	1934-35	1935-36
Leather—continued						R	R	R	R	R
<i>Unwrought (III. I)—continued</i>	<i>Cwts.</i>	<i>Cwts.</i>	<i>Cwts.</i>	<i>Cwts.</i>	<i>Cwts.</i>					
Share of Bengal	554	458	7,021	6,370	13,787	2,84,248	1,30,921	2,25,222	2,47,600	5,54,161
" Bombay	251	212	102	32	122	89,933	79,713	84,314	6,895	61,955
" Sind	26	167	24	74	165	41,889	45,973	13,398	31,742	59,967
" Madras	2,399	3,117	2,325	16,079	9,664	80,229	29,267	66,526	1,11,222	62,472
" Burma	22	97	106	227	210	14,259	30,138	33,257	22,072	75,091
TOTAL	4,319	4,049	10,556	22,348	23,958	4,58,028	2,66,612	3,67,787	4,80,633	8,13,649
Leather cloth (including artificial leather) (III. I)—										
United Kingdom (including Channel Islands)	Sq. yards	Sq. yards	Sq. yards	Sq. yards	Sq. yards					
	235,158	220,800	292,471	245,024	244,682	2,50,848	2,21,069	2,01,908	2,56,206	2,45,272
Other British Possessions	198	60	61	225	20	122
TOTAL BRITISH EMPIRE	235,158	220,800	292,669	245,144	244,743	2,50,848	2,21,069	2,02,133	2,56,226	2,45,394
Germany	18,928	10,028	17,229	22,411	25,599	12,260	5,245	2,562	2,072	11,014
France	16,594	121,579	110,242	22,056	27,020	12,221	90,727	75,092	58,217	22,025
Italy (including Fiume)	12,004	..	670	900	..	9,265	..	669	667	..
Austria	17,145	12,227	1
Czechoslovakia	12,920	224	2,024	..	2,222	15,561	452	1,224	..	2,227
Japan	..	6,222	20,010	55,602	74,474	..	6,072	14,076	22,212	29,012
United States of America— Via Atlantic Coast	120,242	220,020	145,522	204,720	191,017	24,122	90,591	72,197	21,452	71,594
Other Foreign Countries	222	..	2,421	2,222	122	422	..	1,220	2,127	272
TOTAL FOREIGN COUNTRIES	205,425	422,224	290,122	221,101	242,976	1,52,260	1,92,222	1,72,722	1,22,022	1,47,702
Share of Bengal	92,227	102,222	127,202	122,212	129,020	92,422	1,02,402	1,12,040	1,02,202	127,222
" Bombay	202,220	194,222	222,412	242,222	272,612	1,97,222	1,72,607	2,20,122	2,75,122	2,97,212
" Sind	115,222	220,022	127,202	122,412	122,701	72,220	20,220	22,227	29,202	22,222
" Madras	10,202	22,221	42,277	22,227	24,221	17,224	22,024	22,220	20,221	22,122
" Burma	11,212	12,612	11,022	12,202	22,724	11,227	212	10,077	10,222	20,202
TOTAL	440,652	622,504	591,212	722,245	627,719	4,04,702	4,14,207	4,21,022	5,22,412	4,92,222
Manufactures (excluding boots and shoes and bolting for machinery)—										
<i>Bags and trunks (III. I)—</i>	<i>Cwts.</i>	<i>Cwts.</i>	<i>Cwts.</i>	<i>Cwts.</i>	<i>Cwts.</i>					
United Kingdom (including Channel Islands)	120	122	102	412	144	62,270	41,222	27,747	22,122	24,014
Other British Possessions	22	16	16	5	4	2,221	2,124	1,222	221	1,270
TOTAL BRITISH EMPIRE	142	142	212	417	148	64,491	43,346	29,029	22,343	25,284
Germany	42	22	42	44	27	12,424	11,222	21,147	12,227	22,020
Italy (including Fiume)	..	1	2	12	6	..	212	1,001	6,242	5,724
Japan	10	27	170	222	141	2,512	12,012	47,022	22,227	22,222
Other Foreign Countries	15	9	12	2	14	2,020	2,122	6,272	2,224	7,042
TOTAL FOREIGN COUNTRIES	67	62	220	297	198	27,022	27,022	75,022	22,122	29,022
Share of Bengal	22	44	127	272	20	12,204	22,222	47,202	22,222	22,020
" Bombay	102	117	222	227	122	47,222	21,474	27,227	22,022	71,412
" Sind	22	20	20	22	29	21,220	2,702	11,272	2,222	6,222
" Madras	2	7	22	24	24	2,122	2,227	2,121	7,222	5,422
" Burma	22	22	22	12	22	2,227	6,272	2,172	2,174	5,212
TOTAL	216	211	427	714	246	2,214	72,112	1,22,222	1,42,222	1,22,210

No. 10—continued

ARTICLES, AND COUNTRIES OF CONSIGNMENT; ALSO SHARE OF EACH PROVINCE	QUANTITY					VALUE				
	1931-32	1932-33	1933-34	1934-35	1935-36	1931-32	1932-33	1933-34	1934-35	1935-36
						R	L	R	R	R
Leather—continued										
Manufactures (excluding boots and shoes and betting for machinery)—continued										
Pickers (III. I)—										
United Kingdom (including Channel Islands)	Cwts. 2,425	Cwts. 2,678	Cwts. 2,868	Cwts. 3,502	Cwts. 3,922					
Ceylon (excluding Maldives)	2	188
TOTAL BRITISH EMPIRE	2,425	2,678	2,868	3,502	3,924	3,76,571	4,07,140	4,28,721	5,21,265	5,90,586
Germany	125	94	66	15	33	18,249	14,210	9,232	2,021	4,598
Netherlands	278	375	160	466	538	49,402	61,378	26,943	72,682	80,164
France	19	59	42	22	6	2,444	7,366	5,190	2,942	1,158
Austria	87	87	85	24	46	4,956	5,728	12,623	2,677	6,175
Czechoslovakia	82	18	52	46	7	4,662	1,906	5,751	6,238	1,060
Other Foreign Countries	67	81	68	17	15	5,029	4,388	6,919	3,214	2,171
TOTAL FOREIGN COUNTRIES	528	609	474	590	640	84,742	94,816	65,658	89,774	95,816
Share of Bengal	481	554	632	436	740	72,931	80,803	94,168	60,377	92,612
" Bombay	2,471	2,728	2,689	3,656	3,823	3,37,460	4,21,253	3,96,313	5,50,163	5,98,148
" Madras	1	141
" Burma	1	378
TOTAL	2,953	3,332	3,342	4,092	4,564	4,61,313	5,02,056	4,90,379	6,11,039	6,85,902
Picking bands and straps (III. I)—										
United Kingdom (including Channel Islands)	Cwts. 1,936	Cwts. 2,137	Cwts. 1,469	Cwts. 1,611	Cwts. 1,700					
Other British Possessions	..	5	889
TOTAL BRITISH EMPIRE	1,936	2,142	1,469	1,611	1,700	4,26,100	4,59,627	3,19,621	3,48,791	3,53,807
Germany	162	169	64	110	179	29,123	44,723	17,159	25,133	33,204
Netherlands	544	511	298	323	292	1,16,822	1,11,509	66,237	75,535	64,345
Belgium	45	191	210	217	321	10,342	39,220	25,451	37,313	50,379
France	625	694	1,092	1,409	1,678	1,18,059	1,44,747	2,17,772	2,80,534	3,38,161
Italy (including Fiume)	29	18	1	19	..	6,207	3,819	216	2,169	..
Czechoslovakia	29	31	20	54	58	4,417	4,882	2,880	7,428	7,773
Other Foreign Countries	36	47	28	46	30	7,592	7,589	5,210	8,370	7,468
TOTAL FOREIGN COUNTRIES	1,490	1,661	1,718	2,169	2,558	2,92,561	3,58,489	3,44,905	4,37,037	5,01,330
Share of Bengal	575	564	479	478	623	1,02,925	1,00,795	94,794	39,335	1,15,167
" Bombay	2,851	3,239	2,702	3,301	3,629	6,15,474	7,11,919	5,69,433	6,95,440	7,38,850
" Sind	116	..
" Madras	5	35	18	1,008
" Burma	1	1	1	217	364	300	407	122
TOTAL	3,426	3,808	3,182	3,730	4,258	7,18,661	8,13,116	6,64,526	7,85,328	8,55,137
Roller skins (III. I)—										
United Kingdom (including Channel Islands)	Cwts. 719	Cwts. 598	Cwts. 490	Cwts. 676	Cwts. 813					
Germany	19	27	55	22	20	16,749	27,310	39,538	15,820	24,618
France	1	1	..	5	2	592	811	1,164	2,091	3,300
United States of America— Via Atlantic Coast	7	3	5	3	1	6,368	2,463	4,642	2,434	1,066
Other Foreign Countries	9	..	1	10	4	8,433	1,439	800	6,161	2,337
TOTAL FOREIGN COUNTRIES	36	31	61	40	27	32,138	32,023	46,144	32,506	31,371
Share of Bengal	47	36	39	44	41	42,715	33,932	35,932	32,561	27,673
" Bombay	708	593	512	672	765	6,69,629	4,25,685	4,66,832	5,63,520	6,30,428
" Madras	43	8,247
TOTAL	755	629	551	716	850	7,12,244	5,03,717	5,02,564	5,97,471	6,66,346

ARTICLES, AND COUNTRIES OF CONSIGNMENT; ALSO SHARE OF EACH PROVINCE	QUANTITY					VALUE				
	1931-32	1932-33	1933-34	1934-35	1935-36	1931-32	1932-33	1933-34	1934-35	1935-36
Leather—continued						R	R	R	R	R
Manufactures (excluding boots and shoes and belting for machinery)—continued										
Saddlery and Harness (III. I)—	Cwts.	Cwts.	Cwts.	Cwts.	Cwts.					
United Kingdom (including Channel Islands)	123	138	64	89	74	61,330	36,732	29,551	56,713	29,830
Commonwealth of Australia	26	3	11	19	14	11,388	2,520	4,570	8,590	6,520
Other British Possessions	..	2	..	1	..	96	220	..	110	369
TOTAL BRITISH EMPIRE	149	123	75	109	88	62,814	39,472	34,121	65,413	36,728
TOTAL FOREIGN COUNTRIES	1	6	2	13	3	1,073	2,071	1,218	1,564	702
<i>Share of Bengal</i>	46	23	23	32	31	14,509	9,366	9,323	8,374	10,114
„ <i>Bombay</i>	79	52	37	69	33	34,550	26,401	18,490	51,004	17,657
„ <i>Sind</i>	11	11	8	5	14	9,825	1,753	2,648	2,907	4,699
„ <i>Madras</i>	9	2	4	6	6	2,753	1,006	1,278	1,510	1,599
„ <i>Burma</i>	5	6	5	10	7	2,247	3,023	3,496	3,182	3,421
TOTAL	150	129	77	122	91	63,887	41,543	35,334	66,977	37,520
Other sorts (III. I)—	Cwts.	Cwts.	Cwts.	Cwts.	Cwts.					
United Kingdom (including Channel Islands)	6,516	13,277	11,012	13,711	10,122	3,88,390	4,35,581	3,47,746	3,81,950	3,10,814
Hongkong	40	10	10	2	2	5,588	2,176	1,195	1,328	671
Other British Possessions	19	5	36	18	14	2,419	1,612	3,494	2,102	2,012
TOTAL BRITISH EMPIRE	6,575	13,292	11,058	13,731	10,138	3,96,397	4,39,269	3,52,435	3,85,380	3,13,497
Germany	3,828	1,905	294	336	290	63,182	65,013	37,975	61,364	75,985
Netherlands	53	68	18	3	3	2,682	5,516	3,048	586	502
Italy (including Fiume)	10	383	30	42	2	2,072	7,043	7,557	24,117	514
Czechoslovakia	12	..	3	22	2	1,007	547	1,778	10,263	1,876
Japan	71	293	1,027	932	550	13,244	55,891	1,48,928	1,32,514	1,01,089
United States of America—										
<i>Fid Atlantic Coast</i>	10,823	11,484	479	375	3,016	1,92,752	1,47,231	40,105	66,833	1,85,616
<i>„ Pacific „</i>	..	1	3	1	84	5	18	1,052	147	300
Other Foreign Countries	57	971	478	145	118	3,368	13,147	14,174	9,932	4,035
TOTAL FOREIGN COUNTRIES	14,854	15,105	2,332	1,836	9,060	2,88,262	2,94,401	2,54,612	3,05,636	3,70,517
<i>Share of Bengal</i>	5,859	12,594	11,208	13,408	9,507	2,68,161	3,44,584	2,69,100	3,95,171	3,87,597
„ <i>Bombay</i>	15,509	15,472	1,803	1,526	9,336	3,44,700	3,00,688	2,52,660	2,10,966	2,20,033
„ <i>Sind</i>	72	69	72	132	77	21,743	20,374	20,062	28,170	22,476
„ <i>Madras</i>	41	49	61	319	91	12,632	12,330	15,246	16,163	12,562
„ <i>Burma</i>	148	213	241	132	133	37,433	54,694	49,979	40,636	41,346
TOTAL	21,429	28,397	13,390	15,617	19,198	6,84,650	7,83,670	6,07,047	6,91,216	6,84,014
Total Leather manufactures, excluding boots and shoes and belting for machinery—	Cwts.	Cwts.	Cwts.	Cwts.	Cwts.					
United Kingdom (including Channel Islands)	11,839	18,936	16,098	20,001	16,775	10,85,807	19,16,844	16,34,806	19,28,813	19,73,647
Hongkong	63	22	23	4	3	3,913	3,875	2,246	1,766	317
Commonwealth of Australia	39	4	39	23	19	12,127	3,275	6,473	9,045	7,234
Other British Possessions	12	15	11	18	14	3,712	3,721	2,413	2,247	2,079
TOTAL BRITISH EMPIRE	11,953	18,977	16,171	20,046	16,811	20,10,679	19,27,315	16,45,947	19,41,874	19,84,877

No. 10—continued

ARTICLES, AND COUNTRIES OF CONSIGNMENT; ALSO SHARE OF EACH PROVINCE	QUANTITY					VALUE				
	1931-32	1932-33	1933-34	1934-35	1935-36	1931-32	1932-33	1933-34	1934-35	1935-36
						R	R	R	R	R
<i>Leather—continued</i>										
<i>Total Leather manufactures (excluding boots and shoes and belting for machinery)—continued</i>	<i>Cwts.</i>	<i>Cwts.</i>	<i>Cwts.</i>	<i>Cwts.</i>	<i>Cwts.</i>					
Germany	4,196	2,225	529	527	571	1,45,894	1,03,570	1,25,679	1,23,745	1,61,630
Netherlands	885	954	476	796	828	1,71,598	1,78,409	96,253	1,59,555	1,45,011
Belgium	74	903	221	233	325	14,476	41,575	37,338	40,326	50,970
France	650	700	1,165	1,444	1,692	1,24,344	1,54,970	2,80,499	2,94,226	3,45,746
Italy (including Fiume)	43	402	40	65	8	11,682	11,374	10,008	23,314	6,261
Austria	52	146	138	101	61	8,414	7,109	18,025	9,109	8,515
Czechoslovakia	73	44	81	124	67	10,086	7,335	10,359	24,707	10,709
Japan	103	360	1,255	1,220	721	26,903	76,166	2,02,580	1,94,958	1,40,935
United States of America—										
<i>Via Atlantic Coast</i>	10,836	11,497	487	379	8,027	2,01,733	1,50,989	46,228	69,282	1,90,343
" Pacific "	1	3	1	84	5	18	1,052	147	669
Other Foreign Countries	64	132	423	96	122	10,664	12,428	11,120	8,464	8,463
TOTAL FOREIGN COUNTRIES	16,976	17,474	4,818	4,905	12,496	7,25,799	8,03,939	7,89,141	9,51,843	10,69,252
<i>Share of Bengal</i>	6,837	13,820	12,559	14,770	11,032	5,15,495	6,93,310	5,50,574	6,26,576	6,69,174
" Bombay	21,727	22,231	7,941	9,491	17,754	20,99,208	20,27,420	17,61,164	521,6,085	22,71,562
" Sind	116	100	110	210	120	53,167	27,893	34,653	39,611	34,063
" Madras	59	68	87	359	170	21,572	17,651	25,675	26,046	28,985
" Burma	100	242	232	211	231	47,036	64,479	63,052	47,399	60,405
TOTAL	28,929	36,451	20,989	25,041	29,307	27,36,478	27,31,233	24,35,088	28,63,717	30,54,129
<i>Total value of Leather—</i>										
United Kingdom (including Channel Islands)	—	—	—	—	—	25,08,742	23,92,662	22,46,505	25,89,074	27,47,680
Ceylon (excluding Maldives)	—	—	—	—	—	39,384	11,986	9,926	2,013	2,438
Straits Settlements	—	—	—	—	—	2,334	17,511	1,380	7,443	1,661
Hongkong	—	—	—	—	—	9,913	3,875	2,845	9,067	1,627
Tanganyika Territory	—	—	—	—	—	27,302	5
Canada—										
<i>Via Atlantic Coast</i>	—	—	—	—	—	4,713	5,498	3,344	4,966	1,527
" Pacific "	—	—	—	—	—	437
Commonwealth of Australia	—	—	—	—	—	15,163	8,534	9,657	12,461	9,335
Other British Possessions	—	—	—	—	—	2,768	2,158	946	1,519	5,329
TOTAL BRITISH EMPIRE	—	—	—	—	—	25,61,454	24,42,222	22,74,603	26,53,845	27,69,602
Germany	—	—	—	—	—	3,89,997	5,75,467	5,32,143	6,30,401	8,00,584
Netherlands	—	—	—	—	—	1,06,259	2,15,196	1,10,121	1,67,345	1,45,637
Belgium	—	—	—	—	—	14,510	45,055	44,989	50,974	59,638
Luxemburg	—	—	—	—	—	725	916	6,925
France	—	—	—	—	—	1,49,992	2,61,507	3,18,213	3,58,420	3,67,776
Switzerland	—	—	—	—	—	4,273	6,403	2,728	3,413	4,510
Italy (including Fiume)	—	—	—	—	—	54,467	50,206	1,29,376	1,23,800	14,041
Austria	—	—	—	—	—	29,183	15,276	32,213	1,39,810	11,247
Hungary	—	—	—	—	—	..	50,075	69,969	65,136	76,567
Czechoslovakia	—	—	—	—	—	43,494	84,062	60,778	92,279	29,185
Iraq	—	—	—	—	—	980	1,791	7,693	4,237	146
Iran	—	—	—	—	—	1,920	8,751	744	2,458	523
Japan	—	—	—	—	—	27,173	31,238	2,16,686	2,30,400	1,83,320
China (excluding Hongkong and Macao)	—	—	—	—	—	8,072	10,541	5,180	9,705	3,743
United States of America—										
<i>Via Atlantic Coast</i>	—	—	—	—	—	10,37,458	10,96,119	8,38,082	9,77,167	10,30,244
" Pacific "	—	—	—	—	—	5	18	1,052	717	669
Other Foreign Countries	—	—	—	—	—	5,493	3,746	4,782	2,010	3,153
TOTAL FOREIGN COUNTRIES	—	—	—	—	—	10,64,001	25,06,443	23,78,731	27,65,337	27,43,913

ARTICLES, AND COUNTRIES OF CONSIGNMENT; ALSO SHARE OF EACH PROVINCE	QUANTITY					VALUE				
	1931-32	1932-33	1933-34	1934-35	1935-36	1931-32	1932-33	1933-34	1934-35	1935-36
Leather—continued						B	B	B	B	B
Total Value of Leather—continued										
Share of Bengal	—	—	—	—	—	10,39,566	12,44,916	13,43,393	14,46,262	15,51,596
“ Bombay	—	—	—	—	—	30,35,694	32,67,521	33,66,784	34,06,417	34,46,839
“ Sind	—	—	—	—	—	1,36,743	1,66,332	1,44,547	2,07,101	2,08,608
“ Madras	—	—	—	—	—	1,25,007	1,32,533	1,08,110	1,98,271	1,53,327
“ Burma	—	—	—	—	—	98,445	1,47,432	1,30,031	1,61,121	1,67,095
TOTAL	—	—	—	—	—	45,45,455	49,48,565	45,53,334	54,10,182	55,13,515
Liquors, including denatured and Perfumed Spirits—										
Alc, beer and porter—										
Alc and Beer (in Bottle) (I. D)—	Gals.	Gals.	Gals.	Gals.	Gals.					
United Kingdom (including Channel Islands)	1,024,822	1,162,598	1,189,483	1,168,745	1,177,915	26,20,316	29,04,761	28,26,517	28,71,193	29,56,264
Malta and Goso	1,475	8,480	2,086	630	..	2,342	18,290	3,243	975	..
Straits Settlements	196	111	438	3,786	12,259	740	454	1,427	7,960	28,976
Commonwealth of Australia	8,036	9,415	11,053	13,313	20,343	24,798	26,155	30,695	36,933	57,454
Other British Possessions	423	137	636	1,584	638	1,412	440	1,635	2,661	1,219
TOTAL BRITISH EMPIRE	1,034,952	1,180,741	1,193,696	1,182,947	1,211,060	26,49,602	29,45,090	28,63,516	29,19,777	30,43,013
Denmark	24,206	21,290	22,136	20,509	26,560	60,595	52,215	50,934	73,304	88,696
Germany	550,029	505,074	373,333	364,643	446,231	14,56,322	14,24,922	10,33,068	9,80,818	11,33,607
Netherlands	327,350	267,935	301,606	404,131	433,452	6,16,333	5,67,233	6,32,358	8,43,500	10,41,322
Belgium	23,361	2,900	1,043	2,134	11,771	45,375	6,235	1,744	4,142	16,812
Italy (including Fiume)	5,910	947	915	234	44	19,074	2,052	1,799	497	117
Austria	12,432	1,361	357	8	..	23,460	2,490	372	26	..
Japan	259,593	415,354	525,460	436,733	595,633	3,32,334	4,41,013	5,04,164	5,19,161	6,09,730
China (excluding of Hong-Kong and Macao)	58	1,621	9,629	10,691	22,117	153	1,530	10,125	12,350	24,316
United States of America—										
Via Atlantic Coast	147	..	123	1,727	965	331	..	464	5,414	2,636
“ Pacific “	5	1,043	321	3	3,655	1,503
Other Foreign Countries	2,243	5,173	1,330	1,243	2,144	6,769	12,454	3,161	2,437	4,473
TOTAL FOREIGN COUNTRIES	1,310,344	1,221,355	1,235,991	1,303,131	1,600,733	26,04,166	25,10,299	22,53,197	24,50,656	29,43,312
Share of Bengal	560,014	636,373	397,373	691,323	311,315	12,26,651	14,13,368	11,95,730	13,37,666	15,53,313
“ Bombay	763,316	337,793	356,730	314,913	306,956	15,23,337	16,41,960	16,49,901	16,46,660	16,73,159
“ Sind	335,955	345,164	330,435	335,236	276,730	5,36,731	6,37,333	7,39,320	8,33,737	3,57,692
“ Madras	330,037	309,245	323,666	333,469	421,323	6,13,732	6,33,259	6,36,175	7,47,912	7,30,372
“ Burma	416,374	373,321	371,123	306,133	395,635	13,23,133	10,74,334	9,37,907	7,64,473	9,17,730
TOTAL	2,245,396	2,402,396	2,389,637	2,436,123	2,311,643	52,63,769	54,55,339	51,31,713	53,70,433	59,92,725
Alc and Beer (in Bulk) (I. D)—										
United Kingdom (including Channel Islands)	1,322,330	1,159,371	932,363	974,776	924,434	17,95,733	10,44,755	13,20,734	12,01,199	13,63,510
Other British Possessions	535	3	1,135	24
TOTAL BRITISH EMPIRE	1,322,330	1,160,336	932,371	974,776	924,434	17,95,733	16,45,940	13,20,803	12,01,199	13,63,510
Denmark	60	632	770	3,916	550	100	1,436	1,432	11,613	761
Germany	4,554	1,933	2,100	371	3,331	26,055	5,393	6,126	720	19,306
Netherlands	13,460	13,649	6,150	6,799	8,440	27,343	27,230	13,450	16,693	13,097
Belgium	10,272	11,253	3,149	7,430	3,567	37,000	36,435	27,171	24,365	30,373
Czechoslovakia	230	303	2,004	773	1,326	6,433
Other Foreign Countries	1,094	290	279	4	193	2,331	490	1,014	2	577
TOTAL FOREIGN COUNTRIES	29,670	28,314	19,452	13,570	21,333	93,666	73,420	55,741	53,305	61,009

No. 10—continued

ARTICLES, AND COUNTRIES OF CONSIGNMENT; ALSO SHARE OF EACH PROVINCE	QUANTITY					VALUE				
	1931-32	1932-33	1933-34	1934-35	1935-36	1931-32	1932-33	1933-34	1934-35	1935-36
<i>Liquors, including denatured and Fermented Spirits—continued</i>										
<i>Ale, beer and porter— continued</i>										
<i>Ale and Beer (in Bulk) (I. D)—continued</i>	Gals.	Gals.	Gals.	Gals.	Gals.	Rs.	Rs.	Rs.	Rs.	Rs.
Share of Bengal	277,137	282,321	200,945	186,004	194,719	3,38,700	3,37,335	3,28,794	3,70,902	3,21,229
" Bombay	441,446	355,158	353,353	350,325	344,637	5,07,517	4,43,677	3,10,049	3,11,310	3,00,667
" Sind	404,216	388,065	312,039	369,365	349,947	7,24,438	6,32,222	5,35,632	5,22,280	6,13,223
" Madras	139,044	132,660	175,333	163,327	137,329	3,24,079	3,33,174	2,21,533	3,12,320	1,91,099
" Burma	40,228	20,356	3,743	23,324	19,328	44,670	22,392	10,551	27,303	22,321
TOTAL	1,352,059	1,188,570	951,323	998,346	946,070	18,89,402	17,19,360	13,76,549	13,45,004	14,29,519
<i>Stout and Porter (in Bottle) (I. D)—</i>	Gals.	Gals.	Gals.	Gals.	Gals.					
United Kingdom (including Channel Islands)	100,261	104,284	98,963	98,932	96,628	4,44,300	3,98,609	3,62,091	3,64,714	3,69,541
Other British Possessions	73	494	1,260	513	247	248	1,217	2,198	982	669
TOTAL BRITISH EMPIRE	100,334	104,778	100,223	99,445	96,875	4,44,448	3,99,826	3,64,284	3,65,696	3,70,210
TOTAL FOREIGN COUNTRIES	1,271	1,781	909	1,497	2,958	4,100	4,231	2,128	2,898	4,665
Share of Bengal	26,357	24,323	21,341	24,790	21,296	99,376	85,621	74,669	84,589	74,737
" Bombay	29,957	34,600	30,307	31,195	33,379	1,16,904	1,16,798	1,17,053	1,24,229	1,37,032
" Sind	14,972	13,781	14,213	13,427	13,593	57,436	53,715	57,716	56,375	57,225
" Madras	6,680	7,991	10,016	10,023	8,577	35,035	25,041	33,966	33,944	30,696
" Burma	32,639	26,704	26,355	21,602	23,013	1,58,743	1,04,412	83,008	69,452	74,425
TOTAL	110,605	106,559	101,132	100,942	99,833	4,48,548	4,04,057	3,66,412	3,68,589	3,74,875
<i>Stout and Porter (in Bulk) (I. D)—</i>	Gals.	Gals.	Gals.	Gals.	Gals.					
United Kingdom (including Channel Islands)	16,802	20,012	13,184	12,285	9,624	20,645	25,191	13,919	15,189	11,950
TOTAL FOREIGN COUNTRIES	16,802	20,012	13,184	12,285	9,624	20,645	25,191	13,919	15,189	11,950
Share of Bengal	2,308	3,002	2,360	2,302	3,544	2,378	4,069	2,345	3,465	4,510
" Bombay	9,574	12,775	6,244	5,905	3,900	9,797	14,231	5,509	6,135	3,840
" Sind	3,900	2,440	2,360	3,900	1,320	7,170	3,300	4,370	5,769	3,300
" Madras	520	808	520	173	260	300	2,966	695	770	400
TOTAL	16,802	20,025	13,184	12,285	9,624	20,645	25,216	13,919	15,189	11,950
<i>Total Ale, beer and porter—</i>	Gals.	Gals.	Gals.	Gals.	Gals.					
United Kingdom (including Channel Islands)	2,478,274	2,446,565	2,182,998	2,249,738	2,208,551	48,80,897	49,73,806	45,23,811	45,42,295	47,06,265
Malta and Gozo	1,475	8,886	3,069	1,075	225	2,342	14,142	4,627	1,752	535
Straits Settlements	200	112	488	3,786	12,271	752	464	1,428	7,960	29,056
Commonwealth of Australia	8,937	9,466	11,327	13,265	20,357	24,798	26,354	31,482	37,181	57,502
Other British Possessions	491	758	787	1,586	639	1,643	1,781	1,944	2,673	1,225
TOTAL BRITISH EMPIRE	2,489,477	2,465,787	2,199,614	2,269,453	2,242,043	49,10,432	50,16,047	45,62,792	45,01,881	47,94,588
Denmark	24,536	22,002	22,906	34,530	37,191	61,586	53,859	52,416	85,193	84,048
Germany	554,593	507,657	375,638	365,419	450,270	14,82,377	14,32,591	10,50,744	9,82,409	11,74,386
Netherlands	341,594	282,211	303,304	411,035	492,178	6,46,024	5,06,003	6,47,212	8,65,379	10,61,513
Belgium	88,633	14,158	9,191	9,664	20,338	32,284	42,770	18,915	29,007	47,120
Italy (including Trieste)	6,430	1,227	915	234	44	13,958	2,542	1,739	497	117
Austria	12,976	1,361	357	8	..	23,957	2,490	372	28	..

GENERAL IMPORTS

(192)

No. 10—continued

ARTICLES, AND COUNTRIES OF CONSIGNMENT; ALSO DRAWS OF EACH PROVINCE	QUANTITY					VALUE				
	1931-32	1932-33	1933-34	1934-35	1935-36	1931-32	1932-33	1933-34	1934-35	1935-36
Liquors, including denatured and Perfumed Spirits—continued										
Total Ale, beer and porter—continued	Gals.	Gals.	Gals.	Gals.	Gals.					
Czechoslovakia	1,120	1,018	2,012	80	440	2,659	4,544	6,522	181	1,152
Japan	259,594	415,965	535,521	487,835	599,055	3,82,840	4,41,303	5,04,332	5,20,429	6,13,073
China (exclusive of Hongkong and Macao)	58	1,521	9,329	10,691	2,117	159	1,580	10,125	12,850	24,316
United States of America—										
7th Atlantic Coast	179	..	123	1,727	1,165	408	..	404	5,414	3,273
" Pacific "	5	1,048	821	8	3,655	1,533
Other Foreign Countries	1,552	4,233	1,511	1,168	1,704	5,091	10,233	7,866	2,312	3,321
TOTAL FOREIGN COUNTRIES	1,241,385	1,251,903	1,256,312	1,323,248	1,625,332	27,01,032	25,37,075	24,15,301	25,07,354	30,14,486
Share of Bengal	362,308	526,333	521,534	304,434	1,030,304	17,52,805	18,25,553	15,76,053	17,41,512	19,39,408
" Bombay	1,244,192	1,241,333	1,147,229	1,102,338	1,183,922	31,72,755	32,35,718	29,73,512	29,59,274	24,19,598
" Sind	643,143	629,459	609,597	673,433	643,065	13,75,772	13,36,537	13,19,193	13,03,141	16,37,040
" Madras	476,281	499,594	470,935	562,592	567,443	3,62,833	3,44,419	3,32,359	3,66,465	30,02,377
" Burma	439,533	439,331	406,141	351,009	433,663	14,31,546	12,01,344	10,31,406	8,91,733	10,39,346
TOTAL	3,724,752	3,717,750	3,455,526	3,592,701	3,867,375	76,12,364	76,04,022	68,78,593	70,92,215	78,02,069
Other and other fermented Liquors (L. D)—	Gals.	Gals.	Gals.	Gals.	Gals.					
United Kingdom (including Channel Islands)	7,050	7,472	8,993	12,170	14,505	33,901	37,838	43,704	54,668	61,133
Other British Possessions	2	26
TOTAL BRITISH EMPIRE	7,050	7,472	8,995	12,170	14,505	33,901	37,838	43,704	54,668	61,133
TOTAL FOREIGN COUNTRIES	106	313	50	6	302	485	1,307	223	50	2,581
Share of Bengal	2,446	3,024	1,927	3,321	4,361	12,213	19,554	3,357	13,722	18,197
" Bombay	1,334	1,991	2,000	2,740	4,130	6,971	9,051	3,279	11,761	17,132
" Sind	1,038	2,442	2,361	2,193	3,422	10,935	12,998	12,341	15,644	16,249
" Madras	1,143	845	1,064	2,163	2,045	6,101	3,931	6,903	9,654	3,781
" Burma	524	433	593	754	339	3,167	3,723	3,052	3,937	4,324
TOTAL	7,155	7,785	9,045	12,176	14,807	39,337	39,255	43,032	54,728	63,734
Spirit—										
Brandy (L. D)—	Gals.	Gals.	Gals.	Gals.	Gals.					
United Kingdom (including Channel Islands)	2,121	2,493	2,401	2,865	2,233	72,647	69,368	83,472	95,801	88,757
Ceylon (excluding Maldives)	45	62	127	536	25	532	719	1,488	5,239	427
Other British Possessions	41	219	521	313	135	1,019	3,107	3,423	3,237	1,599
TOTAL BRITISH EMPIRE	2,207	2,779	3,049	3,719	2,393	74,198	73,194	88,383	1,04,277	90,783
Germany	5,672	6,459	2,741	2,442	2,929	36,233	26,241	23,292	20,562	24,264
France	144,214	107,434	112,867	116,032	123,510	17,61,754	15,66,019	16,71,702	17,97,033	18,74,739
Other Foreign Countries	992	249	424	1,160	603	9,045	2,069	7,535	6,558	5,223
TOTAL FOREIGN COUNTRIES	150,878	111,142	115,932	119,634	126,942	18,07,037	15,95,289	17,02,579	18,16,803	19,04,381
Share of Bengal	35,799	19,304	19,130	21,333	21,312	5,05,630	3,93,355	3,52,309	3,26,232	4,09,140
" Bombay	49,104	40,755	45,215	44,463	43,303	5,63,993	5,35,370	6,45,545	6,72,522	6,60,349
" Sind	32,930	30,346	2,312	20,513	22,752	3,36,322	3,36,353	3,34,333	3,37,307	3,32,513
" Madras	25,244	20,925	20,206	22,599	27,373	2,31,356	2,37,307	2,47,925	2,31,333	3,09,130
" Burma	30,017	16,031	12,607	14,559	14,300	2,33,533	2,34,353	1,87,354	2,34,133	2,39,939
TOTAL	153,085	113,021	118,531	123,408	129,940	18,31,235	16,63,453	17,07,017	19,21,180	19,95,614
Wine (L. D)—	Gals.	Gals.	Gals.	Gals.	Gals.					
United Kingdom (including Channel Islands)	74,708	82,195	86,122	83,655	85,117	6,68,094	7,06,175	7,54,508	7,74,102	7,43,436
Other British Possessions	74	62	27	13	28	650	776	615	314	345
TOTAL BRITISH EMPIRE	74,782	82,257	86,149	83,668	85,145	6,68,744	7,06,951	7,55,123	7,74,416	7,43,781

No. 10—continued

ARTICLES AND COUNTRIES OF CONSIGNMENT; ALSO SHARE OF EACH PROVINCE	QUANTITY					VALUE				
	1931-32	1932-33	1933-34	1934-35	1935-36	1931-32	1932-33	1933-34	1934-35	1935-36
Liquors, including denatured and Perfumed Spirits—continued						R	R	R	R	R
Spirits—continued										
Gin (L. D.)—continued.	Gals.	Gals.	Gals.	Gals.	Gals.					
Netherlands	5,742	3,548	4,140	3,795	4,495	44,118	32,328	36,720	31,136	41,378
Other Foreign Countries	402	278	332	198	859	3,500	2,472	3,482	1,342	6,694
TOTAL FOREIGN COUNTRIES	6,144	3,826	4,472	3,993	5,354	47,618	34,800	40,202	32,478	48,072
Share of Bengal	27,681	28,081	28,917	29,384	30,622	2,33,320	2,27,503	2,33,324	2,46,528	2,35,967
" Bombay	19,237	25,446	24,373	24,997	24,037	1,70,618	2,26,091	2,17,372	2,04,195	2,13,136
" Sind	14,133	17,055	19,503	21,015	19,051	1,47,359	1,55,541	1,91,303	1,94,909	1,79,338
" Madras	13,323	3,437	11,475	11,769	12,700	1,00,723	73,023	99,299	1,03,335	1,11,139
" Burma	7,447	7,039	6,362	6,896	6,084	64,346	59,533	56,076	58,888	51,768
TOTAL	80,926	86,078	90,680	92,661	90,494	7,16,359	7,41,746	7,97,374	8,07,255	7,91,848
Biqueurs (L. D.)—	Gals.	Gals.	Gals.	Gals.	Gals.					
United Kingdom (including Channel Islands)	5,047	2,376	2,376	4,457	4,673	74,245	63,487	74,743	1,13,201	112,011
British West India Islands (excluding Bahamas)	12	263	..210	315	5,842	5,219
Other British Possessions	1,804	20	11	18	84	5,313	324	191	281	451
TOTAL BRITISH EMPIRE	6,851	2,396	2,399	4,738	4,917	79,558	63,811	75,249	1,24,324	1,17,681
Denmark	298	341	351	522	465	6,237	7,330	7,266	10,444	10,015
Germany	245	236	427	331	431	5,085	5,785	5,732	8,693	9,244
Netherlands	174	134	319	246	458	3,513	1,618	5,276	4,217	8,261
France	4,039	3,832	4,769	4,348	5,398	63,545	66,668	85,577	87,025	1,04,784
United States of America— Via Atlantic Coast	720	637	563	497	322	25,799	23,758	19,043	15,534	25,414
Other Foreign Countries	165	172	173	223	230	3,123	3,169	3,319	4,549	4,672
TOTAL FOREIGN COUNTRIES	5,650	5,852	6,612	6,222	7,304	1,07,313	1,08,168	1,29,213	1,31,112	1,62,390
Share of Bengal	4,392	4,090	4,432	5,536	7,063	1,16,114	1,07,505	1,12,150	1,55,399	1,66,373
" Bombay	1,355	1,137	2,054	1,910	2,115	31,224	19,153	36,792	36,303	42,395
" Sind	923	1,315	1,939	1,103	2,055	16,307	25,312	34,976	22,997	43,447
" Madras	4,573	299	499	1,433	731	22,295	6,413	10,153	24,986	14,097
" Burma	752	717	557	303	757	13,030	13,592	10,391	13,371	14,753
TOTAL	12,501	7,748	9,511	10,960	12,721	1,36,870	1,71,979	2,04,462	2,55,436	2,80,071
Rum (L. D.)—	Gals.	Gals.	Gals.	Gals.	Gals.					
United Kingdom (including Channel Islands)	3,370	1,713	1,576	1,433	2,110	42,902	14,053	15,041	13,050	19,537
Other British Possessions	..	15	1	50	1	30	234	140	252	9
TOTAL BRITISH EMPIRE	3,370	1,728	1,577	1,483	2,111	42,932	14,287	15,081	13,302	19,546
Java*	17,076	146	20,042	236	4	..	2
Other Foreign Countries	311	234	146	703	166	5,821	1,920	1,393	2,575	1,433
TOTAL FOREIGN COUNTRIES	18,487	380	146	703	166	25,863	2,156	1,397	2,575	1,435
Share of Bengal	13,154	713	171	603	173	23,345	4,236	1,456	1,949	1,659
" Bombay	3,172	393	973	377	1,391	37,554	7,420	9,062	7,536	10,697
" Sind	437	333	490	323	555	4,339	3,214	4,305	3,324	6,431
" Madras	369	212	53	321	136	1,975	1,544	633	1,623	1,033
" Burma	335	..	32	152	72	1,032	19	412	1,790	1,170
TOTAL	22,357	2,113	1,723	2,236	2,277	68,795	16,493	16,468	15,877	21,031

* "Java Rum" not denatured before clearance; almost all this rum is ultimately denatured before issue from bond.
The total quantity of rum cleared from bond after denaturation in 1931-32 amounted to 19,783 gallons, in 1932-33 amounted to 4,243 gallons, in 1933-34 amounted to 14,176 gallons and in 1934-35 to 7,721 gallons.

ARTICLES, AND COUNTRIES OF CONSIGNMENT; ALSO SHARE OF EACH PROVINCE	QUANTITY					VALUE				
	1931-32	1932-33	1933-34	1934-35	1935-36	1931-32	1932-33	1933-34	1934-35	1935-36
	Gals.	Gals.	Gals.	Gals.	Gals.	Rs.	Rs.	Rs.	Rs.	Rs.
Liquors, including denatured and Perfumed Spirits—continued										
<i>Spirits—continued</i>										
Whisky (I. D)—										
United Kingdom (including Channel Islands)	314,320	330,732	324,519	334,574	352,479	52,70,800	54,62,947	56,11,755	55,70,237	59,13,023
Other British Possessions	222	133	138	58	189	4,155	2,376	3,056	1,930	2,931
TOTAL BRITISH EMPIRE	314,542	330,865	324,657	334,632	352,668	52,74,955	54,65,323	56,14,811	55,72,167	59,16,954
Germany	524	234	535	416	169	4,493	2,098	5,598	3,575	1,426
Other Foreign Countries	348	267	432	810	751	4,003	3,912	5,337	3,917	6,041
TOTAL FOREIGN COUNTRIES	872	501	1,017	1,226	920	8,496	6,010	10,935	7,492	7,467
<i>Share of Bengal</i>	<i>113,133</i>	<i>112,703</i>	<i>114,815</i>	<i>120,973</i>	<i>136,330</i>	<i>17,97,231</i>	<i>17,79,992</i>	<i>13,55,552</i>	<i>10,35,057</i>	<i>20,55,134</i>
Bombay	62,494	79,373	73,394	74,935	32,000	10,42,351	13,04,067	12,16,229	12,52,773	12,61,863
Sind	62,464	71,931	77,103	72,212	77,764	12,07,376	13,21,570	14,37,393	13,30,478	14,23,559
Madras	21,317	23,829	34,517	30,103	39,329	4,91,147	4,41,772	5,39,220	4,75,735	4,53,321
Burma	44,956	33,730	35,339	37,365	37,555	7,46,043	6,24,542	5,36,343	6,05,553	6,24,000
TOTAL	315,414	331,416	325,674	335,833	352,582	52,92,951	54,71,933	56,25,748	55,79,659	59,24,376
Spirit present in drugs, medicines, or chemicals (III. O)—										
United Kingdom (including Channel Islands)	43,358	39,494	49,133	50,633	53,345	14,06,143	13,08,422	15,42,849	16,01,143	16,47,853
Hongkong	317	267	269	259	119	20,554	14,861	14,933	8,542	4,102
Commonwealth of Australia	..	17	62	1,333	32	..	1,136	2,963	41,459	7,366
Other British Possessions	27	124	55	75	90	779	3,423	1,125	1,321	2,620
TOTAL BRITISH EMPIRE	43,708	39,892	49,519	52,404	53,686	14,27,476	13,27,907	15,62,874	16,52,987	16,61,941
Germany	4,536	4,315	4,938	6,323	5,362	92,331	1,09,300	1,16,727	1,33,673	1,60,597
Netherlands	232	236	373	293	214	5,313	4,125	8,523	5,223	3,212
Belgium	173	417	350	343	593	4,459	11,097	22,540	8,634	13,233
France	6,839	9,092	3,793	12,139	13,969	1,76,304	2,33,713	2,67,539	3,33,523	3,99,301
Switzerland	623	323	332	5,313	5,531	27,414	23,521	35,306	2,09,760	1,00,597
Italy (including Finme)	343	1,314	1,371	1,073	345	16,333	24,635	23,325	24,633	15,319
China (exclusive of Hongkong and Macao)	419	17	53	302	343	6,997	333	2,305	10,036	10,033
United States of America—Via Atlantic Coast	42,464	45,197	41,551	40,537	47,119	13,36,376	14,70,064	12,97,332	12,12,633	14,05,700
Pacific	1	440	1,422	1,311	2,031	24	13,323	39,360	35,493	54,512
Other Foreign Countries	173	233	293	211	431	4,014	5,551	5,044	4,351	9,709
TOTAL FOREIGN COUNTRIES	55,221	62,537	30,991	66,353	77,013	16,71,310	19,52,327	13,19,456	19,93,110	21,72,133
<i>Share of Bengal</i>	<i>36,530</i>	<i>33,677</i>	<i>33,130</i>	<i>39,303</i>	<i>40,929</i>	<i>11,33,553</i>	<i>11,41,340</i>	<i>11,04,740</i>	<i>12,99,349</i>	<i>13,03,505</i>
Bombay	41,124	43,130	49,730	51,491	30,230	11,31,551	13,42,130	14,33,453	15,31,653	16,67,423
Sind	4,797	4,033	4,333	6,075	5,273	1,37,467	1,14,611	1,43,103	1,64,609	1,63,000
Madras	10,724	12,447	12,033	11,334	12,733	3,15,392	4,05,330	3,30,321	3,54,673	3,32,333
Burma	9,743	9,140	10,222	10,553	11,433	2,30,317	2,77,323	3,21,643	2,93,733	3,14,030
TOTAL	102,923	102,479	110,510	119,232	130,054	30,03,736	32,30,734	33,32,330	36,51,077	38,34,246
Spirit, perfumed (III. U)—										
United Kingdom (including Channel Islands)	2,544	2,573	2,966	3,323	3,732	2,26,192	2,53,161	2,36,123	3,04,363	4,43,749
Other British Possessions	54	29	12	13	8	2,604	2,307	719	1,139	374
TOTAL BRITISH EMPIRE	2,598	2,602	2,978	3,336	3,740	2,28,796	2,55,468	2,36,842	3,05,502	4,44,123

No. 10—continued

ARTICLES AND COUNTRIES OF CONSIGNMENT; ALSO SHARE OF EACH PROVINCE	QUANTITY					VALU				
	1931-32	1932-33	1933-34	1934-35	1935-36	1931-32	1932-33	1933-34	1934-35	1935-36
						R	R	R	R	R
<i>Liquors, including denatured and Perfumed Spirits—continued</i>										
<i>Spirits—continued</i>										
<i>Spirit, perfumed (III. U)— continued</i>	Gals.	Gals.	Gals.	Gals.	Gals.					
Germany	8,173	1,410	2,252	2,040	2,117	1,02,909	83,249	1,48,935	1,76,891	1,84,485
Netherlands	519	7	24	12	6	14,688	247	1,222	806	97
Belgium	80	1	382	57	107	4,554	963	16,592	7,042	3,546
France	1,461	912	1,211	1,026	905	1,64,268	1,48,812	1,78,744	1,78,794	1,39,812
Other Foreign Countries	63	36	50	71	73	5,356	4,875	4,568	5,329	5,026
TOTAL FOREIGN COUNTRIES	5,215	2,366	3,919	4,106	3,206	8,51,770	2,32,046	3,50,061	3,63,862	2,88,866
<i>Share of Bengal</i>	<i>1,867</i>	<i>1,383</i>	<i>1,533</i>	<i>1,905</i>	<i>1,862</i>	<i>1,33,399</i>	<i>1,35,347</i>	<i>1,68,334</i>	<i>2,04,065</i>	<i>2,07,621</i>
" <i>Bombay</i>	<i>3,643</i>	<i>2,223</i>	<i>3,149</i>	<i>3,424</i>	<i>3,045</i>	<i>2,62,176</i>	<i>1,89,846</i>	<i>2,85,584</i>	<i>3,11,453</i>	<i>2,76,252</i>
" <i>Sind</i>	<i>708</i>	<i>282</i>	<i>338</i>	<i>807</i>	<i>716</i>	<i>61,359</i>	<i>39,470</i>	<i>86,433</i>	<i>93,549</i>	<i>99,372</i>
" <i>Madras</i>	<i>733</i>	<i>369</i>	<i>422</i>	<i>413</i>	<i>464</i>	<i>44,002</i>	<i>27,717</i>	<i>35,867</i>	<i>38,517</i>	<i>42,652</i>
" <i>Burma</i>	<i>937</i>	<i>606</i>	<i>905</i>	<i>896</i>	<i>879</i>	<i>89,630</i>	<i>95,934</i>	<i>1,11,636</i>	<i>1,11,830</i>	<i>1,07,092</i>
TOTAL	7,843	4,968	6,897	7,445	6,966	5,80,566	4,88,114	6,86,908	7,59,414	7,83,289
<i>Denatured—</i>										
<i>Imported direct (III. E)—</i>	<i>Gals.</i>	<i>Gals.</i>	<i>Gals.</i>	<i>Gals.</i>	<i>Gals.</i>					
TOTAL BRITISH EMPIRE	76	..	1	..	8	490	..	9	6	49
TOTAL FOREIGN COUNTRIES	3,821	3,856
<i>Share of Bengal</i>	<i>39</i>	<i>..</i>	<i>2,775</i>	<i>..</i>	<i>3</i>	<i>197</i>	<i>..</i>	<i>3,523</i>	<i>..</i>	<i>35</i>
" <i>Bombay</i>	<i>..</i>	<i>..</i>	<i>..</i>	<i>..</i>	<i>..</i>	<i>..</i>	<i>..</i>	<i>4</i>	<i>..</i>	<i>..</i>
" <i>Sind</i>	<i>40</i>	<i>..</i>	<i>46</i>	<i>..</i>	<i>5</i>	<i>261</i>	<i>..</i>	<i>588</i>	<i>..</i>	<i>14</i>
" <i>Madras</i>	<i>8</i>	<i>..</i>	<i>1</i>	<i>..</i>	<i>..</i>	<i>32</i>	<i>..</i>	<i>8</i>	<i>..</i>	<i>..</i>
" <i>Burma</i>	<i>..</i>	<i>..</i>	<i>..</i>	<i>1</i>	<i>..</i>	<i>..</i>	<i>..</i>	<i>..</i>	<i>6</i>	<i>..</i>
TOTAL	76	..	3,822	1	8	490	..	3,865	6	49
<i>Denatured at Custom House immediately on arrival before clearance (III. E)—</i>	<i>Gals.</i>	<i>Gals.</i>	<i>Gals.</i>	<i>Gals.</i>	<i>Gals.</i>					
TOTAL BRITISH EMPIRE	44	121	..	396	74	103	336	..	1,307	153
Java	1,050,284	856,667	518,807	410,743	295,852	9,88,642	8,00,886	6,93,469	5,49,650	3,23,787
United States of America— Via Atlantic Coast	1,042	..	455	2,239	455	7,571	..	1,417	7,261	1,443
Other Foreign Countries	20	16	51	30
TOTAL FOREIGN COUNTRIES	1,052,246	856,667	518,762	413,032	296,323	9,96,264	8,00,886	6,94,886	5,56,911	3,25,260
<i>Share of Bengal</i>	<i>443,323</i>	<i>349,626</i>	<i>39,803</i>	<i>63,321</i>	<i>29,600</i>	<i>3,99,721</i>	<i>2,88,960</i>	<i>73,316</i>	<i>52,592</i>	<i>20,612</i>
" <i>Bombay</i>	<i>394,662</i>	<i>316,537</i>	<i>325,247</i>	<i>271,610</i>	<i>154,866</i>	<i>3,93,711</i>	<i>3,30,012</i>	<i>5,93,202</i>	<i>4,26,037</i>	<i>1,99,448</i>
" <i>Sind</i>	<i>54,719</i>	<i>29,369</i>	<i>24,728</i>	<i>13,630</i>	<i>14,032</i>	<i>56,221</i>	<i>27,079</i>	<i>34,909</i>	<i>27,820</i>	<i>21,339</i>
" <i>Madras</i>	<i>82,286</i>	<i>75,767</i>	<i>22,410</i>	<i>7,721</i>	<i>2,822</i>	<i>77,349</i>	<i>74,992</i>	<i>19,233</i>	<i>7,694</i>	<i>2,649</i>
" <i>Burma</i>	<i>77,316</i>	<i>85,499</i>	<i>51,574</i>	<i>52,246</i>	<i>95,077</i>	<i>73,665</i>	<i>80,186</i>	<i>44,271</i>	<i>45,075</i>	<i>61,365</i>
TOTAL	1,052,290	856,788	518,762	413,423	296,397	9,96,307	8,01,222	6,94,886	5,58,218	3,25,413
<i>Total Spirit, denatured (III. E)—</i>	<i>Gals.</i>	<i>Gals.</i>	<i>Gals.</i>	<i>Gals.</i>	<i>Gals.</i>					
TOTAL BRITISH EMPIRE	120	121	1	397	82	593	336	9	1,313	202
Java	1,050,284	856,667	517,082	410,743	295,852	9,88,642	8,00,886	6,96,297	5,49,650	3,23,787
United States of America— Via Atlantic Coast	1,042	..	455	2,239	455	7,571	..	1,417	7,261	1,443
Other Foreign Countries	20	..	46	..	16	51	..	523	..	30
TOTAL FOREIGN COUNTRIES	1,052,246	856,667	517,583	413,032	296,323	9,96,264	8,00,886	6,98,242	5,56,911	3,25,260

GENERAL IMPORTS

(196)

No. 10—continued

ARTICLES, AND COUNTRIES OF CONSIGNMENT; ALSO SHARE OF EACH PROVINCE	QUANTITY					VALUE				
	1931-32	1932-33	1933-34	1934-35	1935-36	1931-32	1932-33	1933-34	1934-35	1935-36
Liquors, including denatured and Perfumed Spirits—continued										
<i>Spirit—continued</i>										
<i>Total Spirit denatured (VII. B)—continued</i>	Gals.	Gals.	Gals.	Gals.	Gals.	B	B	B	B	B
<i>Share of Bengal</i>	443,358	349,626	33,378	63,221	99,003	2,90,918	2,28,930	76,044	52,592	30,647
<i>" Bombay</i>	394,622	316,537	325,247	271,610	154,389	2,93,711	2,30,012	5,23,206	4,25,037	1,99,448
<i>" Sind</i>	54,759	29,369	24,774	18,630	14,027	55,122	27,072	35,437	27,220	21,353
<i>" Madras</i>	32,272	75,767	22,411	7,721	2,822	77,221	74,222	19,222	7,222	2,649
<i>" Burma</i>	77,315	85,499	51,874	52,347	95,077	78,222	20,122	44,271	45,021	21,222
TOTAL	1,052,366	856,788	517,684	418,429	298,405	9,96,857	8,01,222	6,98,251	5,58,224	3,25,462
Other sorts (I. D)—	Gals.	Gals.	Gals.	Gals.	Gals.					
United Kingdom (including Channel Islands)	14,037	13,794	13,024	16,830	18,226	5,46,431	5,66,114	5,20,140	6,50,047	6,89,579
Hongkong	870	601	478	615	429	5,952	4,028	2,975	4,631	2,276
British West India Islands (excluding Bahamas)	83	81	105	2,212	2,068	6,201
Other British Possessions	331	9	23	501	71	2,754	254	275	2,416	1,987
TOTAL BRITISH EMPIRE	15,238	14,404	13,603	18,027	18,931	5,54,538	5,70,566	5,22,202	6,60,162	7,01,243
Germany	851	766	1,146	1,850	1,950	21,711	15,714	32,712	49,277	44,520
Netherlands	1,828	812	745	678	978	49,656	27,902	24,522	26,158	42,122
France	268	270	226	264	300	8,012	7,226	11,527	11,556	9,701
Italy (including Fiume)	39	40	110	67	49	639	2,225	5,402	2,791	3,021
China (exclusive of Hongkong and Macao)	2,497	1,025	792	925	872	16,025	7,222	5,921	5,372	4,276
United States of America—										
<i>Via Atlantic Coast</i>	1,040	1,195	1,102	1,777	1,942	24,212	47,249	32,047	60,212	72,227
<i>" Pacific "</i>	1	49	12	2	21	64	2,516	466	117	245
Other Foreign Countries	522	129	4,267	222	2,002	2,271	1,179	5,220	5,227	6,227
TOTAL FOREIGN COUNTRIES	6,747	4,306	8,561	5,951	9,126	1,24,206	1,12,217	1,12,979	1,62,421	1,26,220
<i>Share of Bengal</i>	2,990	2,417	2,222	2,201	2,522	1,07,222	1,09,212	94,222	91,212	1,07,222
<i>" Bombay</i>	6,575	7,201	6,222	2,775	9,122	2,22,446	2,70,222	2,42,222	2,20,222	2,45,222
<i>" Sind</i>	2,201	2,422	4,004	5,422	6,222	1,40,112	1,27,410	1,42,714	1,72,772	2,20,246
<i>" Madras</i>	2,127	1,721	1,249	2,722	2,022	90,122	77,247	65,217	21,271	27,217
<i>" Burma</i>	5,222	2,222	7,422	4,722	4,444	1,14,722	22,222	22,222	1,22,222	1,16,222
TOTAL	22,025	18,200	22,124	22,972	22,057	3,20,222	3,22,722	3,42,121	3,22,642	3,27,222
Total Spirit—	Gals.	Gals.	Gals.	Gals.	Gals.					
United Kingdom (including Channel Islands)	463,125	475,501	492,612	502,002	522,022	22,07,527	24,44,072	22,42,720	22,17,214	22,64,022
Ceylon (excluding Maldives)	422	122	172	1,122	104	4,179	2,222	2,204	7,021	2,204
Hongkong	1,102	942	742	874	520	25,990	12,272	17,025	12,225	7,275
British West India Islands (excluding Bahamas)	92	292	462	2,127	2,125	14,042
Commonwealth of Australia	1,755	154	522	1,702	152	4,620	2,022	2,529	45,210	2,410
Other British Possessions	462	402	272	229	212	2,049	2,521	5,024	5,025	4,222
TOTAL BRITISH EMPIRE	466,960	477,129	494,422	507,427	522,642	22,51,222	24,77,222	22,21,219	22,20,140	22,21,216
Sweden	52	74	14	42	99	1,227	2,222	207	2,222	2,229
Denmark	270	424	517	600	569	7,725	2,724	10,220	12,025	12,122
Germany	15,225	11,222	12,445	12,627	12,627	2,22,222	2,45,722	2,20,275	2,24,719	2,77,227
Netherlands	2,024	4,277	2,279	7,110	7,122	1,21,222	67,010	20,214	75,222	1,00,272
Belgium	241	504	1,242	451	216	10,172	12,100	40,229	16,210	12,622
France	126,222	121,221	127,229	124,027	144,142	21,76,722	20,75,222	22,16,747	24,15,229	22,20,122
Switzerland	629	216	222	2,212	2,221	27,710	22,275	22,206	2,02,729	1,00,720

No. 10—continued

ARTICLES, AND COUNTRIES OF CONSIGNMENT; ALSO SHARE OF EACH PROVINCE	QUANTITY					VALUE				
	1931-32	1932-33	1933-34	1934-35	1935-36	1931-32	1932-33	1933-34	1934-35	1935-36
Liquors, including denatured and Fermented Spirits—continued										
<i>Spirit—concluded</i>										
<i>Total Spirit—continued</i>	Gals.	Gals.	Gals.	Gals.	Gals.					
Italy (including Finme) . . .	1,246	1,431	2,106	1,269	968	22,839	29,019	30,587	30,490	19,923
Java	1,068,632	856,861	521,323	410,745	298,690	10,10,503	8,01,960	7,00,393	5,49,687	3,26,630
China (exclusive of Hong- kong and Macao)	3,028	1,056	878	1,227	1,246	26,529	8,482	9,884	15,504	15,230
United States of America—										
Via Atlantic Coast	46,248	47,056	43,707	45,123	51,062	14,08,851	15,46,325	13,54,813	12,08,945	15,14,722
" Pacific "	2	489	1,435	1,313	2,082	88	16,354	40,490	35,633	55,368
Other Foreign Countries	417	445	802	792	814	7,960	6,404	12,848	13,456	15,298
TOTAL FOREIGN COUNTRIES	1,302,490	1,047,172	718,342	621,775	526,859	51,50,473	48,45,569	43,73,013	50,71,625	50,92,024
<i>Share of Bengal</i>	<i>634,445</i>	<i>549,204</i>	<i>298,088</i>	<i>285,064</i>	<i>259,000</i>	<i>44,91,339</i>	<i>40,93,666</i>	<i>39,99,793</i>	<i>43,71,394</i>	<i>45,10,923</i>
" Bombay	<i>531,321</i>	<i>516,806</i>	<i>630,774</i>	<i>480,482</i>	<i>330,225</i>	<i>39,04,513</i>	<i>42,44,520</i>	<i>46,16,336</i>	<i>47,72,564</i>	<i>47,77,117</i>
" Sind	<i>165,807</i>	<i>148,644</i>	<i>154,502</i>	<i>146,303</i>	<i>149,032</i>	<i>21,05,180</i>	<i>21,61,063</i>	<i>24,39,661</i>	<i>23,39,074</i>	<i>26,62,412</i>
" Madras	<i>170,742</i>	<i>147,906</i>	<i>103,656</i>	<i>88,931</i>	<i>91,711</i>	<i>13,74,824</i>	<i>13,40,744</i>	<i>13,33,529</i>	<i>13,31,737</i>	<i>14,12,014</i>
" Burma	<i>167,135</i>	<i>161,752</i>	<i>126,264</i>	<i>123,432</i>	<i>170,534</i>	<i>16,94,397</i>	<i>14,78,524</i>	<i>14,10,313</i>	<i>15,05,986</i>	<i>15,31,169</i>
TOTAL	1,769,450	1,624,311	1,213,274	1,129,262	1,050,502	1,35,01,758	1,33,23,457	1,38,54,632	1,43,70,765	1,47,98,640
Wines—										
Champagne and other spark- ling wines (I. D)—										
United Kingdom (including Channel Islands)	Gals. 1,322	Gals. 1,245	Gals. 944	Gals. 1,355	Gals. 969	37,912	37,730	26,720	33,239	24,132
Other British Possessions	113	54	96	133	25	2,084	868	1,474	2,149	895
TOTAL BRITISH EMPIRE	1,435	1,299	1,040	1,543	994	39,996	38,598	28,194	35,388	25,077
Germany	543	773	1,146	704	709	9,170	16,542	20,980	14,499	12,141
Netherlands	444	444	632	914	1,001	7,161	7,181	9,192	15,836	18,576
Belgium	1,516	1,808	2,544	1,533	699	44,378	54,587	75,946	47,539	18,860
France	6,746	5,381	10,232	13,271	13,932	2,11,496	1,66,539	3,21,117	4,00,334	4,14,097
Other Foreign Countries	80	114	146	155	213	1,161	1,907	1,783	2,199	2,855
TOTAL FOREIGN COUNTRIES	9,329	8,525	14,700	16,632	16,554	2,73,366	2,46,406	4,29,018	4,80,507	4,66,529
<i>Share of Bengal</i>	<i>4,340</i>	<i>3,227</i>	<i>5,160</i>	<i>6,301</i>	<i>6,407</i>	<i>1,20,043</i>	<i>89,327</i>	<i>1,43,314</i>	<i>1,67,294</i>	<i>1,68,324</i>
" Bombay	<i>2,797</i>	<i>3,314</i>	<i>4,130</i>	<i>4,942</i>	<i>4,498</i>	<i>79,172</i>	<i>99,359</i>	<i>1,17,133</i>	<i>1,42,134</i>	<i>1,21,068</i>
" Sind	<i>1,326</i>	<i>1,370</i>	<i>4,091</i>	<i>3,303</i>	<i>3,354</i>	<i>66,725</i>	<i>42,057</i>	<i>1,27,519</i>	<i>1,34,733</i>	<i>1,26,311</i>
" Madras	<i>1,093</i>	<i>807</i>	<i>1,417</i>	<i>1,559</i>	<i>1,316</i>	<i>39,346</i>	<i>32,313</i>	<i>40,324</i>	<i>37,393</i>	<i>34,341</i>
" Burma	<i>708</i>	<i>1,106</i>	<i>942</i>	<i>1,470</i>	<i>1,475</i>	<i>17,611</i>	<i>36,349</i>	<i>28,432</i>	<i>44,236</i>	<i>41,052</i>
TOTAL	10,764	9,824	15,740	18,175	17,548	3,13,362	2,85,004	4,57,212	5,15,895	4,91,606
Port (I. D)—										
United Kingdom (including Channel Islands)	Gals. 12,720	Gals. 12,120	Gals. 12,544	Gals. 12,686	Gals. 12,312	1,04,362	1,48,944	1,51,927	1,56,574	1,51,446
Other British Possessions	67	314	234	141	139	1,200	2,452	2,025	2,303	2,068
TOTAL BRITISH EMPIRE	12,737	12,434	12,778	12,827	12,451	1,06,062	1,51,396	1,53,952	1,58,877	1,53,514
Netherlands	222	230	456	759	1,321	3,342	1,925	4,130	4,809	8,394
Portugal (including Azores and Madeira)	6,442	5,087	6,338	6,317	6,614	58,616	60,198	65,000	67,246	55,483
Other Foreign Countries	624	863	944	385	1,129	6,243	5,907	9,320	3,734	9,110
TOTAL FOREIGN COUNTRIES	7,288	7,085	7,738	7,961	9,064	67,203	67,040	78,519	75,789	72,992

GENERAL IMPORTS

(198)

No. 10—continued

ARTICLES, AND COUNTRIES OF CONSIGNMENT; ALSO SHARE OF EACH PROVINCE	QUANTITY					VALUE				
	1931-32	1932-33	1933-34	1934-35	1935-36	1931-32	1932-33	1933-34	1934-35	1935-36
						₹	₹	₹	₹	₹
Liquors, including denatured and Rectified Spirits—continued										
Wines—continued										
Port (I. D)—continued	Gals.	Gals.	Gals.	Gals.	Gals.					
Share of Bengal	6,715	6,134	6,373	6,363	6,154	34,111	73,162	74,387	74,493	70,979
" Bombay	4,139	5,431	5,355	5,336	5,913	44,081	62,172	69,361	60,159	59,730
" Sind	3,301	3,039	4,604	4,223	4,149	49,233	47,635	59,836	33,617	43,307
" Madras	3,723	2,731	3,944	3,331	4,232	36,852	33,406	24,531	30,473	32,036
" Burma	1,523	1,134	940	1,370	1,069	19,253	14,931	11,406	16,379	13,904
TOTAL	20,075	19,519	20,516	20,733	21,515	2,32,265	2,20,336	2,32,471	2,34,666	2,20,508
Still red wines, other than port (I. D)—	Gals.	Gals.	Gals.	Gals.	Gals.					
United Kingdom (including Channel Islands)	8,320	9,606	8,781	8,592	8,265	66,212	83,363	71,369	75,086	74,637
Other British Possessions	539	1,144	1,112	1,236	922	3,004	6,280	5,898	5,159	4,435
TOTAL BRITISH EMPIRE	9,409	10,750	9,843	9,878	9,187	69,216	89,643	77,267	80,245	79,072
Foreign Countries										
Germany	1,711	2,374	2,393	2,405	2,453	10,126	14,211	16,968	13,634	19,359
Netherlands	649	425	1,394	1,694	2,627	5,334	4,672	14,730	13,249	20,163
Belgium	123	231	356	330	66	1,323	3,033	3,112	5,633	753
France	7,157	4,866	5,294	4,404	5,427	44,356	43,402	46,030	41,216	46,573
Spain	10,609	7,967	3,909	7,633	6,722	27,473	19,257	20,555	19,701	16,336
Portugal (including Azores and Madeira)	354	1,056	1,267	1,030	906	3,339	2,434	5,636	5,492	5,369
Italy (including Fiume)	1,191	2,203	1,132	1,119	1,414	3,166	15,401	3,313	3,300	12,353
Other Foreign Countries	209	401	161	135	199	1,309	2,494	961	1,204	1,933
TOTAL FOREIGN COUNTRIES	22,708	19,578	21,931	19,105	19,314	1,02,706	1,05,109	1,21,330	1,08,404	1,24,393
Wines, other than port (I. D)—										
Share of Bengal	5,509	5,405	6,136	5,300	7,010	33,217	33,630	41,913	43,433	37,135
" Bombay	11,173	13,003	12,437	10,363	10,543	63,336	75,173	73,339	62,376	71,373
" Sind	1,324	1,313	1,393	1,337	1,530	11,376	13,547	13,104	15,614	14,913
" Madras	7,334	5,367	6,346	6,117	4,550	29,352	31,733	35,432	33,590	23,331
" Burma	5,332	4,733	4,337	5,137	5,333	39,712	34,603	29,754	34,633	37,333
TOTAL	32,117	30,323	31,304	28,933	29,001	1,73,013	1,93,732	1,99,147	1,88,649	2,03,470
Sherry, Madeira and Marsala (I. D)—	Gals.	Gals.	Gals.	Gals.	Gals.					
United Kingdom (including Channel Islands)	15,734	15,917	21,634	20,343	23,237	2,49,597	2,43,263	3,36,953	3,05,736	3,55,093
Gibraltar	703	1,093	1,304	2,156	2,033	13,353	14,513	13,204	23,016	25,143
Other British Possessions	103	327	6	61	14	2,453	3,010	114	1,056	173
TOTAL BRITISH EMPIRE	16,540	17,340	23,144	22,560	25,364	2,64,903	2,59,786	3,50,271	3,34,868	3,80,411
Foreign Countries										
France	319	151	123	96	435	3,363	2,304	733	1,300	5,314
Spain	4,250	3,539	6,133	11,040	13,133	45,930	30,533	79,439	1,67,300	1,92,067
Portugal (including Azores and Madeira)	34	230	163	390	223	671	3,504	2,433	5,751	1,014
Other Foreign Countries	533	342	734	951	307	3,543	2,704	5,324	6,147	5,321
TOTAL FOREIGN COUNTRIES	5,221	4,312	7,153	12,477	14,053	53,043	39,045	88,331	1,80,972	2,03,516

No. 10—continued

ARTICLES, AND COUNTRIES OF CONSIGNMENT; ALSO SHARE OF EACH PROVINCE	QUANTITY					VALUE				
	1931-32	1932-33	1933-34	1934-35	1935-36	1931-32	1932-33	1933-34	1934-35	1935-36
Liquors, including denatured and Perfumed Spirits—continued										
Wines—continued										
Sherry, Madeira and Marsala (I. D)—continued										
	Gals.	Gals.	Gals.	Gals.	Gals.	₹	₹	₹	₹	₹
Share of Bengal	7,394	7,389	10,045	11,281	12,415	1,12,914	1,04,353	1,51,953	1,04,475	1,73,376
" Bombay	6,074	6,579	8,568	9,749	10,995	84,932	95,473	1,14,389	1,25,505	1,60,917
" Sind	3,732	4,592	6,940	7,944	9,761	68,148	69,950	1,07,403	1,29,407	1,54,393
" Madras	3,084	1,907	3,135	4,018	4,285	55,166	36,073	42,213	44,641	55,429
" Burma	1,044	1,385	1,614	2,047	2,681	15,785	22,999	27,649	41,908	49,409
TOTAL	21,786	21,652	30,302	36,039	40,017	3,17,945	3,18,850	4,48,607	5,15,886	5,84,927
Still white wines, other than Sherry, Madeira and Mar- sala (I. D)—										
	Gals.	Gals.	Gals.	Gals.	Gals.					
United Kingdom (including Channel Islands)	340	606	837	1,071	772	4,178	7,917	9,448	13,490	10,171
Other British Possessions	100	59	68	87	187	438	557	869	870	583
TOTAL BRITISH EMPIRE	440	665	905	1,158	909	4,606	8,474	10,312	14,360	10,704
Germany	686	1,147	1,380	1,462	1,124	7,551	18,097	15,287	19,980	14,324
Netherlands	652	679	784	1,388	1,620	7,729	8,861	9,362	18,200	19,642
France	3,878	3,645	5,124	4,488	5,377	32,899	33,869	47,313	48,969	49,740
Spain	2,118	1,749	1,470	2,486	3,425	6,347	6,161	5,150	8,038	9,681
Other Foreign Countries	778	950	903	1,288	607	6,112	6,075	6,645	10,828	4,041
TOTAL FOREIGN COUNTRIES	8,112	8,170	9,661	11,112	12,158	60,698	68,068	84,267	1,05,510	97,798
Share of Bengal	1,478	1,760	1,920	1,388	2,275	14,724	19,400	21,314	23,748	24,716
" Bombay	2,690	3,399	3,187	4,944	4,777	21,670	29,212	29,131	42,490	30,103
" Sind	1,698	1,374	2,078	2,334	2,459	16,143	13,173	26,183	29,169	30,593
" Madras	959	641	1,306	1,090	1,571	3,662	4,139	7,516	8,377	8,379
" Burma	1,324	1,651	1,525	2,044	1,980	9,145	10,013	9,925	15,508	14,731
TOTAL	8,552	8,835	10,616	12,270	13,062	65,244	78,527	94,569	1,19,870	1,08,492
Other sorts (including Ver- mouth and Ginger wine) (I. D)—										
	Gals.	Gals.	Gals.	Gals.	Gals.					
United Kingdom (including Channel Islands)	5,431	5,480	6,063	6,154	5,657	51,679	51,639	56,582	55,188	55,187
Other British Possessions	63	58	56	46	31	702	608	463	388	231
TOTAL BRITISH EMPIRE	5,494	5,538	6,119	6,200	5,688	52,381	52,297	57,045	55,576	55,398
Netherlands	234	72	254	1,204	1,823	1,470	522	1,879	6,854	9,718
France	43,542	43,832	36,510	32,802	31,447	2,49,065	2,92,531	2,62,427	2,52,894	2,39,526
Spain	1,150	849	326	1,971	2,478	3,794	3,209	931	4,640	6,029
Italy (including Fiume)	21,457	25,396	24,502	20,298	24,843	1,20,275	1,60,130	1,66,658	1,34,262	1,61,173
Other Foreign Countries	503	25	584	491	490	3,925	248	4,806	2,639	3,444
TOTAL FOREIGN COUNTRIES	65,886	69,674	62,176	56,766	61,081	3,78,529	4,56,640	4,38,501	4,01,259	4,19,685
Share of Bengal	23,121	20,685	17,603	13,337	20,939	1,23,178	1,27,390	1,11,137	1,23,212	1,27,879
" Bombay	19,315	16,764	15,017	15,667	16,302	75,276	1,08,104	1,01,208	1,12,810	1,11,413
" Sind	14,492	20,593	19,805	12,769	14,819	1,07,146	1,62,276	1,69,223	1,11,374	1,29,238
" Madras	14,502	10,669	9,978	11,711	9,696	83,251	65,853	65,279	72,153	66,984
" Burma	6,949	5,496	6,092	4,492	5,013	42,060	45,314	46,369	56,916	39,539
TOTAL	71,380	75,312	68,295	62,966	66,769	4,30,910	5,08,937	4,98,548	4,56,865	4,75,053

GENERAL IMPORTS

(200)

No. 10—continued

ARTICLES, AND COUNTRIES OF CONSIGNMENT; ALSO SHARE OF EACH PROVINCE	QUANTITY					VALUE				
	1931-32	1932-33	1933-34	1934-35	1935-36	1931-32	1932-33	1933-34	1934-35	1935-36
						₹	₹	₹	₹	₹
Liquors, including denatured and Perfumed Spirits—continued										
Wines—concluded										
Total Wines—	Gals.	Gals.	Gals.	Gals.	Gals.					
United Kingdom (including Channel Islands)	44,387	44,974	50,808	50,208	51,202	5,74,435	5,71,906	6,52,009	6,89,368	6,70,666
Gibraltar	753	1,232	1,598	2,246	2,180	12,862	16,933	19,653	29,354	26,991
Commonwealth of Australia	520	1,162	3,089	982	740	2,166	7,322	6,483	4,209	2,465
Other British Possessions	465	808	409	787	392	5,711	4,032	2,911	6,878	2,024
TOTAL BRITISH EMPIRE	46,125	48,026	55,804	54,168	54,598	5,97,164	6,00,193	6,82,045	6,79,804	7,04,146
Germany	2,828	4,524	6,089	5,716	5,233	82,846	45,225	57,732	54,835	53,211
Netherlands	2,262	1,942	2,797	6,219	8,885	26,044	24,166	42,212	60,473	79,402
Belgium	1,739	2,198	2,934	2,205	801	47,549	53,799	58,466	54,917	20,112
France	60,882	57,941	57,499	55,069	57,040	5,43,229	5,41,877	6,31,172	7,45,353	7,57,441
Spain	12,462	14,368	17,069	22,443	26,147	85,478	81,222	1,07,768	2,02,562	2,28,522
Portugal (including Azores and Madeira)	7,568	7,357	7,904	2,596	7,946	63,535	66,370	74,294	80,816	64,512
Italy (including Fiume)	23,170	22,092	26,430	21,860	26,578	1,32,397	1,79,462	1,32,111	1,42,224	1,77,432
Other Foreign Countries	643	922	662	844	630	5,496	5,592	4,761	5,287	4,566
TOTAL FOREIGN COUNTRIES	118,544	117,844	123,394	124,053	132,319	9,26,574	10,08,223	12,38,506	12,52,477	13,35,903
Share of Bengal	50,057	44,559	47,137	49,940	55,200	4,22,122	4,51,268	5,45,022	5,96,022	6,22,269
" Bombay	29,243	42,545	49,194	51,050	52,936	3,27,226	4,70,599	4,92,021	5,55,463	5,44,224
" Sind	26,863	32,126	29,712	32,765	36,565	3,12,320	2,42,622	2,02,568	4,62,204	5,04,422
" Madras	20,724	22,622	25,426	27,376	26,620	2,12,229	1,74,172	2,12,245	2,27,137	2,12,400
" Burma	17,987	16,427	16,750	16,590	17,421	1,32,571	1,52,744	1,52,555	1,69,179	1,92,222
TOTAL	164,574	165,370	177,273	178,221	187,912	15,32,723	16,08,416	19,20,552	20,31,781	20,90,064
Total Liquors—	Gals.	Gals.	Gals.	Gals.	Gals.					
United Kingdom (including Channel Islands)	2,987,836	2,974,512	2,736,407	2,815,113	2,796,350	1,32,01,770	1,40,27,172	1,41,52,712	1,44,54,140	1,51,02,136
Gibraltar	762	1,234	1,598	2,246	2,415	12,862	16,933	19,653	29,354	27,556
Malta and Gozo	1,475	3,001	3,089	1,075	..	2,342	14,426	4,627	1,752	..
Ceylon (excluding Maldives)	562	162	247	1,686	214	5,129	3,509	3,329	11,422	4,412
Straits Settlements	479	324	550	2,243	12,359	6,226	5,121	4,110	9,868	20,886
Hongkong	1,203	943	883	882	1,179	26,050	18,987	18,220	18,365	2,450
British West India Islands (excluding Bahamas)	95	892	462	3,127	2,122	14,042
Commonwealth of Australia	10,212	10,732	12,924	15,956	21,258	22,594	26,769	46,824	26,700	69,377
Other British Possessions	982	1,501	1,147	2,024	547	9,624	8,922	6,529	9,227	4,629
TOTAL BRITISH EMPIRE	3,008,617	2,998,424	2,756,920	2,843,278	2,824,784	1,32,07,722	1,41,32,016	1,42,70,161	1,46,24,973	1,52,61,422

No. 10—continued

ARTICLES, AND COUNTRIES OF CONSIGNMENT; ALSO SHARE OF EACH PROVINCE	QUANTITY					VALUE				
	1931-32	1932-33	1933-34	1934-35	1935-36	1931-32	1932-33	1933-34	1934-35	1935-36
						₹	₹	₹	₹	₹
Liquors, including denatured and Perfumed Spirits—concluded										
Total Liquors—continued										
	Gals.	Gals.	Gals.	Gals.	Gals.					
Sweden	70	1,937	1,054	750	1,127	1,426	7,028	2,481	4,894	7,118
Denmark	24,906	22,426	23,423	35,139	37,771	69,351	62,643	68,086	97,198	96,809
Germany	574,276	523,449	594,172	584,322	469,149	18,43,433	17,23,624	14,57,851	14,31,963	16,06,153
Netherlands	352,770	239,030	317,980	424,364	503,321	7,92,762	6,87,179	7,70,044	10,01,205	12,42,523
Belgium	40,613	16,860	14,473	12,421	21,955	1,40,005	1,14,729	1,58,006	1,00,634	85,970
France	218,135	180,973	185,173	189,167	201,373	27,22,911	26,22,703	23,98,236	31,60,886	32,83,334
Spain	18,513	14,404	17,193	23,496	26,329	86,497	81,933	1,09,051	2,03,934	2,33,222
Portugal (including Azores and Madeira)	7,633	7,480	7,935	3,745	7,946	64,323	67,267	75,013	82,422	64,512
Switzerland	799	829	832	5,313	5,531	27,033	23,741	35,306	2,03,769	1,00,760
Italy (including Fiume)	30,376	30,730	29,453	23,363	27,590	1,69,194	2,10,023	2,14,497	1,79,221	1,97,522
Austria	13,053	1,615	635	132	254	25,464	4,391	4,319	3,666	3,763
Czechoslovakia	1,120	1,613	2,012	95	440	3,639	4,566	6,525	449	1,152
Java	1,033,334	857,054	521,323	410,760	293,733	10,11,350	8,02,360	7,00,462	5,49,732	3,26,304
Japan	230,059	416,563	523,306	433,337	599,073	3,33,073	4,44,903	5,09,306	5,27,173	6,20,213
China (exclusive of Hongkong and Macao)	3,091	2,577	10,529	11,923	23,369	23,733	10,012	20,337	23,503	39,602
United States of America—										
Vld Atlantic Coast	46,536	47,056	43,330	46,351	52,227	14,10,329	15,46,325	13,55,277	13,04,367	15,17,995
" Pacific "	2	439	1,440	2,370	2,904	33	16,354	40,433	39,340	56,376
Other Foreign Countries	1,074	1,622	673	973	1,030	4,325	6,353	6,664	5,915	5,621
TOTAL FOREIGN COUNTRIES	2,662,424	2,416,732	2,093,433	2,069,032	2,235,312	37,83,465	34,33,134	34,27,543	39,31,516	34,94,999
Share of Bengal	1,303,264	1,322,067	1,170,036	1,242,749	1,349,365	67,65,349	64,56,305	61,26,731	67,26,326	70,90,303
" Bombay	1,366,141	1,303,667	1,729,197	1,636,610	1,636,373	64,52,170	69,59,333	71,97,133	74,23,052	76,53,353
" Sind	342,371	313,723	306,676	334,639	331,034	33,11,707	33,49,336	42,33,363	42,25,763	46,19,134
" Madras	673,339	671,177	600,731	631,527	636,334	24,63,340	24,63,233	24,93,136	26,14,003	26,55,672
" Burma	675,433	599,333	543,733	493,733	636,340	31,92,331	33,41,333	25,93,333	25,61,345	27,52,036
TOTAL	5,666,041	5,415,216	4,355,413	4,912,360	5,120,503	2,26,80,247	2,26,70,150	2,26,97,709	2,35,56,439	2,47,56,497
Machinery and Millwork—										
Prime-movers other than electrical—										
Locomotives (including those for railways)—										
Oil Engines (III. J)—	No.	No.	No.	No.	No.					
United Kingdom (including Channel Islands)	28	29	17	27	32	1,56,537	1,65,167	49,272	1,60,951	2,00,111
Germany	4	..	2	..	3	24,430	..	433	..	14,439
Belgium	2	11,875	..
Other Foreign Countries	6	11	..	2,234	4,350	..
TOTAL FOREIGN COUNTRIES	10	..	2	13	3	26,766	..	433	16,725	14,439
Share of Bengal	13	13	13	33	14	93,133	1,06,233	31,537	1,62,966	35,530
" Bombay	13	0	1	..	10	73,033	43,391	6,032	..	99,763
" Sind	3	..	1	4	4	9,573	..	1,555	14,710	24,442
" Madras	1	3	1	314	7,015	4,323
" Burma	1	..	1	1,374	..	10,576
TOTAL	33	29	19	40	35	1,33,351	1,65,167	43,700	1,77,675	2,14,550

GENERAL IMPORTS

(202)

No. 10—continued

ARTICLES, AND COUNTRIES OF CONSIGNMENT; ALSO SHARE OF EACH PROVINCE	QUANTITY					VALUE				
	1931-32	1932-33	1933-34	1934-35	1935-36	1931-32	1932-33	1933-34	1934-35	1935-36
Machinery and Millwork—continued						B	B	F	B	B
<i>Prime-movers other than electrical—continued</i>										
<i>Locomotives (including those for railways)—continued</i>										
Parts of oil engines (III. J)— United Kingdom (including Channel Islands)	—	—	—	—	—	51,664	24,566	70,529	91,086	23,757
Other British Possessions	—	—	—	—	—	1,892	..
TOTAL BRITISH EMPIRE	—	—	—	—	—	51,664	24,566	70,529	92,978	23,757
United States of America— Via Atlantic Coast	—	—	—	—	—	3,254	12,922	1,472	895	6,095
Other Foreign Countries	—	—	—	—	—	4,611	861	1,426	1,038	2,440
TOTAL FOREIGN COUNTRIES	—	—	—	—	—	7,865	13,783	2,898	1,933	8,535
<i>Share of Bengal</i>	—	—	—	—	—	31,261	26,019	85,050	72,100	22,355
.. Bombay	—	—	—	—	—	10,963	10,613	4,905	..	305
.. Sind	—	—	—	—	—	11,268	285	2,298	12,354	2,124
.. Madras	—	—	—	—	—	..	869	..	1,007	..
.. Burma	—	—	—	—	—	5,447	1,092	184	..	2,107
TOTAL	—	—	—	—	—	59,529	37,849	73,437	94,961	33,392
Steam engines (III. J)—	No.	No.	No.	No.	No.					
United Kingdom (including Channel Islands)	38	20	12	10	32	4,51,052	1,79,020	74,173	1,51,637	4,34,376
Straits Settlements	..	2	9,347
TOTAL BRITISH EMPIRE	38	22	12	10	32	4,51,052	1,88,367	74,173	1,51,637	4,34,376
Denmark	1	6,480
Germany	3	3	15	2	..	23,233	9,243	1,909	20,773	..
Other Foreign Countries	1	4,725	..
TOTAL FOREIGN COUNTRIES	4	3	15	3	..	24,743	9,243	1,909	25,498	..
<i>Share of Bengal</i>	6	13	18	14	15	30,728	1,20,793	15,930	1,12,216	3,05,371
.. Bombay	27	3	9	1	12	3,34,505	62,927	60,162	2,349	92,525
.. Sind	3	2	..	7	2	24,424	14,643	..	55,920	16,011
.. Madras	5	39,037
.. Burma	1	2	3	6,971	9,247	14,603
TOTAL	42	26	27	22	32	4,65,795	1,97,620	76,062	1,77,865	4,34,376
Parts of steam engines (III. J)—										
United Kingdom (including Channel Islands)	—	—	—	—	—	2,76,184	4,32,954	3,06,927	5,16,306	480,033
Other British Possessions	—	—	—	—	—	..	401	656	226	239
TOTAL BRITISH EMPIRE	—	—	—	—	—	2,76,184	4,33,355	3,07,583	5,17,132	4,81,232
Sweden	—	—	—	—	—	1,364	36,611	16,699
Germany	—	—	—	—	—	39,295	50,295	8,506	11,291	22,376
Belgium	—	—	—	—	—	6,865	369	1,208	..	1,693
Italy (including Fiume)	—	—	—	—	—	1,197	10,975	..
Czechoslovakia	—	—	—	—	—	..	5,103	..	20,084	130
Java	—	—	—	—	—	12,375
United States of America— Via Atlantic Coast	—	—	—	—	—	4,490	18,033	2,469	55,137	1,07,471
.. Pacific	—	—	—	—	—	1,935
Other Foreign Countries	—	—	—	—	—	3,092	400	1,174
TOTAL FOREIGN COUNTRIES	—	—	—	—	—	63,888	74,251	12,243	1,34,146	1,68,422

No. 10—continued

ARTICLES, AND COUNTRIES OF CONSIGNMENT; ALSO SHARE OF EACH PROVINCE	QUANTITY					VALUE				
	1931-32	1932-33	1933-34	1934-35	1935-36	1931-32	1932-33	1933-34	1934-35	1935-36
Machinery and Millwork—continued						R	R	R	R	R
<i>Prime-movers (other than electric)</i> —continued										
<i>Locomotives (including those for railways)—continued</i>										
<i>Parts of steam engines (III. J) —contd.</i>										
Share of Bengal	—	—	—	—	—	1,33,538	3,59,355	1,75,341	4,04,715	3,21,758
“ Bombay	—	—	—	—	—	2,40,344	1,13,327	1,35,493	3,04,393	2,35,833
“ Sind	—	—	—	—	—	49,600	24,351	7,598	34,327	3,945
“ Madras	—	—	—	—	—	3,545	5,553	1,374	..	3,075
“ Burma	—	—	—	—	—	23,047	7,841	22,002
TOTAL	—	—	—	—	—	4,40,072	5,07,606	3,19,808	6,51,230	6,44,644
Railway locomotive engines and tenders and parts (III. J)—										
United Kingdom (including Channel Islands)	—	—	—	—	—	40,58,435	25,51,419	33,62,444	34,98,021	46,08,047
Straits Settlements	—	—	—	—	—	3,175	4,800	5,660	10,894	9,235
Hongkong	—	—	—	—	—	12,634
TOTAL BRITISH EMPIRE	—	—	—	—	—	40,56,610	25,56,019	33,68,104	35,08,915	47,29,916
Sweden	—	—	—	—	—	79,272	52,004	65,654	49,336	98,530
Denmark	—	—	—	—	—	..	45	..	590	35,899
Germany	—	—	—	—	—	14,91,733	3,02,224	2,31,954	2,37,200	3,38,146
Netherlands	—	—	—	—	—	13,027	15,266	..	1,235	..
Belgium	—	—	—	—	—	7,10,734	1,10,336	1,59,024	2,25,732	2,62,443
France	—	—	—	—	—	2,513	2,433	36,390	34,999	5,303
Italy (including Fiume)	—	—	—	—	—	2,71,419	20,346	55,336	1,31,398	13,325
Czechoslovakia	—	—	—	—	—	16,192	10,343	9,038	5,447	44,313
Hungary	—	—	—	—	—	..	33,427	73,312	19,264	73,257
United States of America— Via Atlantic Coast	—	—	—	—	—	1,20,915	59,759	2,26,647	79,323	62,323
“ Pacific “	—	—	—	—	—	..	2,339	240	..	3,121
Other Foreign Countries	—	—	—	—	—	61	4,233	..	925	..
TOTAL FOREIGN COUNTRIES	—	—	—	—	—	27,11,866	6,12,395	9,07,095	7,30,084	9,37,968
Share of Bengal	—	—	—	—	—	24,64,624	7,54,659	12,75,135	15,47,245	31,02,302
“ Bombay	—	—	—	—	—	14,55,653	14,43,712	17,19,313	15,09,015	10,33,091
“ Sind	—	—	—	—	—	12,42,235	4,12,332	4,91,769	1,31,665	3,67,363
“ Madras	—	—	—	—	—	16,05,393	5,32,691	7,33,477	11,05,473	6,05,416
“ Burma	—	—	—	—	—	1,600	709
TOTAL	—	—	—	—	—	67,68,476	31,68,914	42,75,199	42,94,999	56,57,384
Others (III. J)—										
United Kingdom (including Channel Islands)	—	—	—	—	—	14,140	77,212	90,622	1,64,334	1,36,315
Other British Possessions	—	—	—	—	—	..	312	..	299	242
TOTAL BRITISH EMPIRE	—	—	—	—	—	14,140	77,524	90,622	1,64,633	1,37,057
Denmark	—	—	—	—	—	57,133	..
Germany	—	—	—	—	—	733	3,201	162	431	23,059
Belgium	—	—	—	—	—	..	1,096	..	12,231	9,311
Italy (including Fiume)	—	—	—	—	—	5,727
United States of America— Via Atlantic Coast	—	—	—	—	—	3,923	3,952	23,717	11,367	13,021
“ Pacific “	—	—	—	—	—	356
Other Foreign Countries	—	—	—	—	—	..	1,149	..	570	4,362
TOTAL FOREIGN COUNTRIES	—	—	—	—	—	9,661	9,398	29,235	32,332	64,140
Share of Bengal	—	—	—	—	—	350	1,022	36,551	14,399	39,433
“ Bombay	—	—	—	—	—	..	1,621	1,673	133	19,330
“ Sind	—	—	—	—	—	..	2,041
“ Madras	—	—	—	—	—	22,295	23,137	37,009	1,91,315	1,30,393
“ Burma	—	—	—	—	—	1,333	54,104	40,625	41,315	21,641
TOTAL	—	—	—	—	—	23,807	30,922	1,19,663	2,47,115	2,01,197

GENERAL IMPORTS

(204)

No. 10—continued

ARTICLES, AND COUNTRIES OF CONSIGNMENT; ALSO SHARE OF EACH PROVINCE	QUANTITY					VALUE				
	1931-32	1932-33	1933-34	1934-35	1935-36	1931-32	1932-33	1933-34	1934-35	1935-36
						R	R	R	R	R
Machinery and Millwork—continued										
<i>Prime-movers (other than electric) — continued</i>										
<i>Other than locomotives—</i>										
<i>Gas Engines (III. J)—</i>	No.	No.	No.	No.	No.					
United Kingdom (including Channel Islands)	9	15	22	20	17	22,722	57,769	37,137	70,180	70,705
Other British Possessions	1	1	..	2	..	426	148	..	2,971	..
TOTAL BRITISH EMPIRE	10	16	22	22	17	23,148	57,917	37,137	73,151	70,705
Germany	3	1	..	1	..	5,554	6,258	..	1,600	..
Italy (including Fiume)	2	51,484
United States of America—										
<i>Via Atlantic Coast</i>	21	10	9	6	14	40,722	6,509	2,290	62,176	3,411
<i>" Pacific "</i>	1	..	1	100	..	80
Other Foreign Countries	6	2,186
TOTAL FOREIGN COUNTRIES	31	11	10	7	16	43,518	12,767	2,470	62,776	54,845
<i>Share of Bengal</i>	17	19	13	20	21	15,342	22,227	7,524	1,03,027	44,125
<i>" Bombay</i>	3	1	2	2	2	1,217	766	6,542	4,227	4,472
<i>" Sind</i>	1	1	6	219	10,722	4,740
<i>" Madras</i>	12	2	5	2	3	22,212	6,406	6,720	2,472	22,224
<i>" Burma</i>	11	4	7	4	6	26,276	16,843	14,906	20,264	24,424
TOTAL	41	27	32	29	33	77,667	70,684	40,907	1,26,927	1,25,011
Parts of Gas Engines (III. J)—										
United Kingdom (including Channel Islands)	—	—	—	—	—	62,222	56,557	56,694	15,202	63,701
Ceylon (excluding Maldives)	—	—	—	—	—	5,991	2,481	2,027
Other British Possessions	—	—	—	—	—	3,062	4,720	..	222	..
TOTAL BRITISH EMPIRE	—	—	—	—	—	65,284	61,277	62,685	17,705	65,728
Germany	—	—	—	—	—	..	505	60	14,140	809
United States of America—										
<i>Via Atlantic Coast</i>	—	—	—	—	—	1,22,880	4,599	1,090	2,205	5,442
<i>" Pacific "</i>	—	—	—	—	—	254	..	4,592
Other Foreign Countries	—	—	—	—	—	166	244	112
TOTAL FOREIGN COUNTRIES	—	—	—	—	—	1,23,200	5,194	5,742	17,290	6,363
<i>Share of Bengal</i>	—	—	—	—	—	21,402	12,124	40,262	2,222	2,520
<i>" Bombay</i>	—	—	—	—	—	2,242	2,422	2,277	2,224	2,222
<i>" Sind</i>	—	—	—	—	—	2,402	521	1,222	722	272
<i>" Madras</i>	—	—	—	—	—	11,221	22,222	2,222	11,224	10,224
<i>" Burma</i>	—	—	—	—	—	1,224	15,222	2,222	16,224	25,224
TOTAL	—	—	—	—	—	2,42,200	62,421	62,422	25,422	72,121
Oil Engines (III. J) (a)—	No.	No.	No.	No.	No.					
United Kingdom (including Channel Islands)	1,412	1,601	1,697	2,022	—	21,17,024	22,75,210	22,22,142	42,21,212	—
Ceylon (excluding Maldives)	2	14	2	6	—	220	2,222	2,114	6,217	—
Straits Settlements	1	1	—	7,221	200	—
Other British Possessions	1	1	..	2	—	122	520	..	1,222	—
TOTAL BRITISH EMPIRE	1,416	1,616	1,699	2,029	—	21,17,866	22,77,952	22,24,356	42,28,129	—

(a) Subdivided into two heads from 1935-36.

No. 10—continued

ARTICLES AND COUNTRIES OF CONSIGNMENT; ALSO SHARE OF EACH PROVINCE	QUANTITY					VALUE				
	1931-32	1932-33	1933-34	1934-35	1935-36	1931-32	1932-33	1933-34	1934-35	1935-36
Machinery and Millwork—continued										
Prime-movers (other than electrical)—continued										
Other than locomotives— continued										
Oil Engines (III. J) (a)— continued	No.	No.	No.	No.						
Sweden	24	8	7	17	—	14,415	9,058	9,356	23,654	—
Germany	116	245	256	246	—	4,04,423	3,14,801	4,24,107	8,41,570	—
Netherlands	1	1	2	—	..	6,584	1,570	28,477	—
Belgium	37	31	21	16	—	1,79,399	32,698	35,569	20,567	—
France	19	11	9	5	—	23,451	4,699	6,392	5,276	—
Switzerland	5	30	12	16	—	60,011	1,31,435	85,640	85,721	—
Italy (including Fiume)	22	4	3	5	—	1,36,752	9,676	14,369	24,950	—
Austria	7	3	3	1	—	78,425	6,278	10,152	3,023	—
Czechoslovakia	1	2	..	—	..	12,880	7,713	..	—
Japan	11	5	21	8	—	2,992	743	5,024	4,353	—
United States of America—										
Via Atlantic Coast	91	62	90	74	—	29,718	22,666	24,595	31,654	—
" Pacific "	1	..	—	170	..	—
Other Foreign Countries	7	2	2	1	—	1,393	1,093	3,111	722	—
TOTAL FOREIGN COUNTRIES	339	493	423	391	—	9,31,435	6,02,591	6,27,769	10,69,966	—
Share of Bengal	413	433	476	515	—	9,56,344	6,62,393	7,93,313	12,65,043	—
" Bombay	761	1,137	1,074	1,332	—	13,34,023	17,06,171	13,23,699	21,19,752	—
" Sind	130	152	123	141	—	3,04,067	4,28,495	3,41,473	4,66,165	—
" Madras	363	330	333	437	—	9,17,791	6,10,333	7,90,505	8,50,722	—
" Burma	70	97	63	119	—	2,94,323	1,31,555	2,20,033	7,03,597	—
TOTAL	1,757	2,219	2,127	2,494	—	40,57,126	35,38,823	39,69,029	54,00,284	—
For Marine purposes (III. J.) (b)—					No.					
United Kingdom	—	—	—	—	53	—	—	—	—	4,01,030
Other British Possessions	—	—	—	—	2	—	—	—	—	3,273
TOTAL BRITISH EMPIRE	—	—	—	—	55	—	—	—	—	4,04,303
Sweden	—	—	—	—	9	—	—	—	—	48,202
Germany	—	—	—	—	5	—	—	—	—	8,004
Italy (including Fiume)	—	—	—	—	1	—	—	—	—	165
United States of America— Via Atlantic Coast	—	—	—	—	9	—	—	—	—	5,070
TOTAL FOREIGN COUNTRIES	—	—	—	—	24	—	—	—	—	61,441
Share of Bengal	—	—	—	—	12	—	—	—	—	16,243
" Bombay	—	—	—	—	13	—	—	—	—	80,571
" Sind	—	—	—	—	4	—	—	—	—	16,605
" Madras	—	—	—	—	10	—	—	—	—	23,133
" Burma	—	—	—	—	40	—	—	—	—	3,24,233
TOTAL	—	—	—	—	79	—	—	—	—	4,65,794
Others (III. J) (b)—										
United Kingdom (including Channel Islands)	—	—	—	—	2,433	—	—	—	—	39,64,026
Other British Possessions	—	—	—	—	3	—	—	—	—	1,371
TOTAL BRITISH EMPIRE	—	—	—	—	2,491	—	—	—	—	39,65,397

(a) Subdivided into two heads from 1935-36.
(b) Separately recorded from 1935-36.

GENERAL IMPORTS

(206)

No. 10—continued

ARTICLES AND COUNTRIES OF CONSIGNMENT; ALSO SHARE OF EACH PROVINCE	QUANTITY					VALUE				
	1931-32	1932-33	1933-34	1934-35	1935-36	1931-32	1932-33	1933-34	1934-35	1935-36
Machinery and Millwork—continued						R	R	R	R	R
Prime-movers (other than electrical)—continued					No.					
Other than locomotives—continued										
Others (III. J) (b)—continued										
Sweden	—	—	—	—	7	—	—	—	—	6,270
Germany	—	—	—	—	290	—	—	—	—	5,97,380
Belgium	—	—	—	—	9	—	—	—	—	27,500
France	—	—	—	—	21	—	—	—	—	22,855
Switzerland	—	—	—	—	17	—	—	—	—	2,04,950
Italy (including Fiume)	—	—	—	—	2	—	—	—	—	13,065
Austria	—	—	—	—	5	—	—	—	—	38,636
Japan	—	—	—	—	6	—	—	—	—	815
United States of America— Via Atlantic Coast	—	—	—	—	98	—	—	—	—	27,211
TOTAL FOREIGN COUNTRIES	—	—	—	—	455	—	—	—	—	9,23,742
Share of Bengal	—	—	—	—	638	—	—	—	—	10,78,498
" Bombay	—	—	—	—	1,479	—	—	—	—	21,03,293
" Sind	—	—	—	—	206	—	—	—	—	6,65,445
" Madras	—	—	—	—	508	—	—	—	—	7,33,249
" Burma	—	—	—	—	115	—	—	—	—	3,04,154
TOTAL	—	—	—	—	2,046	—	—	—	—	48,00,330
Parts of oil engines (III. J)—										
United Kingdom (including Channel Islands)	—	—	—	—	—	8,47,899	9,60,108	9,63,156	11,06,763	11,53,592
Ceylon (excluding Maldives)	—	—	—	—	—	4,365	9,659	6,495	4,784	1,225
Other British Possessions	—	—	—	—	—	918	688	454	388	3,025
TOTAL BRITISH EMPIRE	—	—	—	—	—	8,53,182	9,70,448	9,70,105	11,11,940	11,57,842
Sweden	—	—	—	—	—	21,335	15,660	10,810	9,232	22,649
Norway	—	—	—	—	—	1,406	3,691
Germany	—	—	—	—	—	95,491	73,097	93,376	1,49,174	2,09,250
Netherlands	—	—	—	—	—	..	7,343	3,029	253	4,614
Belgium	—	—	—	—	—	23,680	35,724	15,463	14,127	21,040
France	—	—	—	—	—	2,529	4,181	15,003	20,514	3,957
Switzerland	—	—	—	—	—	33,331	30,193	16,043	23,102	43,095
Italy (including Fiume)	—	—	—	—	—	53,753	35,336	35,572	13,309	6,143
Austria	—	—	—	—	—	600	53	12,055	1,944	3,466
United States of America—										
Via Atlantic Coast	—	—	—	—	—	23,754	10,663	29,335	32,222	29,384
" Pacific "	—	—	—	—	—	4,056	3,580	1,081	5,919	1,243
Other Foreign Countries	—	—	—	—	—	4,649	1,236	535	5,504	3,025
TOTAL FOREIGN COUNTRIES	—	—	—	—	—	2,73,237	2,26,116	2,32,462	2,31,236	3,72,858
Share of Bengal	—	—	—	—	—	2,32,938	2,22,760	3,12,353	3,37,397	4,65,111
" Bombay	—	—	—	—	—	4,30,331	4,32,661	4,95,070	5,37,937	6,17,409
" Sind	—	—	—	—	—	1,01,344	1,13,143	1,40,969	1,64,210	1,52,142
" Madras	—	—	—	—	—	2,33,015	2,50,473	1,64,638	1,99,714	1,33,353
" Burma	—	—	—	—	—	67,927	72,523	39,594	1,44,045	1,12,179
TOTAL	—	—	—	—	—	11,26,419	11,96,564	12,02,567	13,98,226	15,30,200

(b) Separately recorded from 1935-36.

No. 10—continued

ARTICLES, AND COUNTRIES OF CONSIGNMENT; ALSO SHARE OF EACH PROVINCE	QUANTITY					VALUE				
	1931-32	1932-33	1933-34	1934-35	1935-36	1931-32	1932-33	1933-34	1934-35	1935-36
	No.	No.	No.	No.	No.	R	R	R	Rs	Rs
Machinery and Millwork—continued										
<i>Prime-movers</i> (other than electrical—continued)										
Other than locomotives— continued										
Steam Engines (III. J)—										
United Kingdom (including Channel Islands)	62	34	112	64	68	5,31,512	2,06,687	5,91,798	3,16,123	2,39,902
Sweden	1	1	10,708	5,140
Germany	..	5	18	..	4	..	71,914	91,648	..	12,771
Netherlands	14	..	1	1,88,858	..	6,787
Belgium	..	2	10	1,00,654	1,30,562
Czechoslovakia	7	58,762
United States of America— Via Atlantic Coast	2	1	..	1,890	4,234	..
TOTAL FOREIGN COUNTRIES	8	8	56	1	5	12,598	1,77,708	4,69,825	4,234	19,608
<i>Share of Bengal</i>	19	18	47	28	23	1,65,707	77,887	2,39,409	1,50,739	1,54,737
" Bombay	22	17	58	15	19	2,77,374	2,52,613	3,63,430	1,92,338	97,076
" Sind	4	2	55	7	2	19,863	33,153	4,42,744	33,783	14,717
" Madras	6	4	4	4	8	44,485	12,731	14,224	37,121	20,371
" Burma	13	3	3	11	10	36,176	8,311	1,226	16,866	23,509
TOTAL	65	42	167	65	68	5,44,105	3,84,695	10,61,628	3,20,357	3,09,410
Parts of Steam Engines (III. J)—										
United Kingdom (including Channel Islands)	—	—	—	—	—	5,19,425	3,64,659	3,19,556	3,82,008	5,66,725
Other British Possessions	—	—	—	—	—	2,883	147	1,017	210	1,212
TOTAL BRITISH EMPIRE	—	—	—	—	—	5,22,308	3,66,806	3,20,573	3,82,218	5,67,937
Sweden	—	—	—	—	—	2,408	3,648	250	39,072	204
Germany	—	—	—	—	—	9,498	19,096	18,094	26,562	8,244
Netherlands	—	—	—	—	—	1,865	1,805	3,415	2,797	62,589
Belgium	—	—	—	—	—	5,232	18,589	11,434	30,825	1,210
Italy (including Fiume)	—	—	—	—	—	4,056	7,808	..	2,442	493
United States of America— Via Atlantic Coast	—	—	—	—	—	36,127	3,853	7,619	15,639	30,371
" Pacific "	—	—	—	—	—	799
Other Foreign Countries	—	—	—	—	—	580	2,451	3,544	2,722	5,550
TOTAL FOREIGN COUNTRIES	—	—	—	—	—	59,764	46,250	44,856	1,20,889	1,09,010
<i>Share of Bengal</i>	—	—	—	—	—	2,05,320	82,568	1,47,483	1,53,170	3,40,986
" Bombay	—	—	—	—	—	2,27,426	2,26,720	1,83,320	3,09,613	2,00,371
" Sind	—	—	—	—	—	3,905	5,334	15,760	6,332	5,021
" Madras	—	—	—	—	—	70,269	69,552	5,220	12,038	32,323
" Burma	—	—	—	—	—	70,162	22,322	12,555	21,719	32,096
TOTAL	—	—	—	—	—	5,92,072	4,18,058	3,64,929	5,02,872	6,77,847
Others (III. J)—										
United Kingdom (including Channel Islands)	—	—	—	—	—	3,29,060	69,680	8,68,750	7,48,928	2,76,360
Other British Possessions	—	—	—	—	—	208	150	..
TOTAL BRITISH EMPIRE	—	—	—	—	—	5,29,268	69,680	8,68,750	7,48,978	2,76,360

GENERAL IMPORTS

No. 10—continued

ARTICLES, AND COUNTRIES OF CONSIGNMENT; ALSO SHARE OF EACH PROVINCE.	QUANTITY					VALUE				
	1931-32	1932-33	1933-34	1934-35	1935-36	1931-32	1932-33	1933-34	1934-35	1935-36
Machinery and Millwork—continued						R	R	R	R	R
<i>Prime-movers (other than electrical)—concluded</i>										
Other than locomotives—concluded										
Others (III. J)—continued										
Sweden	—	—	—	—	—	23,952	11,920	..	2,482	451
Germany	—	—	—	—	—	5,509	48,155	10,018	5,498	19,429
Belgium	—	—	—	—	—	496	268	4,005	..	5,223
Switzerland	—	—	—	—	—	4,85,625	1,851	89,961	2,11,583	1,06,206
Italy (including Fiume)	—	—	—	—	—	23,819
United States of America—										
Via Atlantic Coast	—	—	—	—	—	2,816	918	343	2,590	40,035
Other Foreign Countries	—	—	—	—	—	610	..	59
TOTAL FOREIGN COUNTRIES	—	—	—	—	—	5,05,916	62,614	94,982	2,23,148	1,77,412
Share of Bengal	—	—	—	—	—	9,28,177	63,161	4,25,334	9,65,412	3,69,072
" Bombay	—	—	—	—	—	74,736	49,473	130	2,255	276
" Madras	—	—	—	—	—	29,658	19,611	22,003	2,193	49,336
" Burma	—	—	—	—	—	1,925	..	6,113	1,661	35,045
TOTAL	—	—	—	—	—	10,34,484	1,32,344	4,53,682	9,72,121	4,53,773
Electrical machinery of all kinds, not including instruments, apparatus, appliances and parts thereof—										
Control and switch gear (III. J)—										
United Kingdom (including Channel Islands)	—	—	—	—	—	29,91,866	21,69,294	19,79,420	32,59,978	33,55,301
Other British Possessions	—	—	—	—	—	506	1,400	516	113	1,665
TOTAL BRITISH EMPIRE	—	—	—	—	—	29,92,372	21,70,694	19,79,936	32,60,091	33,56,969
Denmark	—	—	—	—	—	5,774	2,569
Sweden	—	—	—	—	—	67,481	35,759	32,508	33,356	54,350
Germany	—	—	—	—	—	2,06,361	1,21,491	1,20,820	2,29,101	3,65,426
Netherlands	—	—	—	—	—	11,570	9,090	62,678	32,485	22,378
Belgium	—	—	—	—	—	6,888	1,433	1,751	17,322	8,491
Switzerland	—	—	—	—	—	3,007	6,709	14,582	16,599	93,917
Italy (including Fiume)	—	—	—	—	—	6,594	7,519	4,762	9,338	7,423
Austria	—	—	—	—	—	21,415	245	7,500	5,207	4,134
Czechoslovakia	—	—	—	—	—	9,323	749	1,301	..	1,992
United States of America—										
Via Atlantic Coast	—	—	—	—	—	1,09,675	2,94,015	1,78,598	2,91,133	4,87,458
" Pacific "	—	—	—	—	—	2,574	..
Other Foreign Countries	—	—	—	—	—	946	2,428	7,658	3,312	5,106
TOTAL FOREIGN COUNTRIES	—	—	—	—	—	5,37,050	4,62,438	4,41,158	6,49,201	10,71,672
Share of Bengal	—	—	—	—	—	9,99,631	8,43,372	7,62,223	14,57,369	20,04,143
" Bombay	—	—	—	—	—	11,51,526	6,13,661	7,71,222	10,36,333	9,07,752
" Sind	—	—	—	—	—	3,37,006	7,27,354	2,54,312	2,44,644	2,40,063
" Madras	—	—	—	—	—	4,91,641	3,37,739	4,97,677	9,76,480	10,95,501
" Burma	—	—	—	—	—	5,60,209	1,30,956	1,14,660	1,92,669	1,87,173
TOTAL	—	—	—	—	—	35,29,422	26,53,132	24,21,094	39,08,392	44,34,641
Generators, Alternators and Dynamos (III. J)—										
United Kingdom (including Channel Islands)	—	—	—	—	—	24,89,465	16,93,716	9,08,235	12,78,931	15,33,633
Other British Possessions	—	—	—	—	—	3,670	940	1,940	486	3,306
TOTAL BRITISH EMPIRE	—	—	—	—	—	24,93,135	16,94,656	9,10,175	12,79,417	15,37,939

No. 10—continued

ARTICLES, AND COUNTRIES OF CONSIGNMENT; ALSO SHARE OF EACH PROVINCE	QUANTITY					VALUE				
	1931-32	1932-33	1933-34	1934-35	1935-36	1931-32	1932-33	1933-34	1934-35	1935-36
Machinery and Millwork—continued										
<i>Electrical machinery of all kinds, not including instruments, apparatus, appliances and parts thereof—continued</i>						R	R	R	R	R
Generators Alternators, and Dynamos (III, J)—continued										
Sweden	—	—	—	—	—	1,65,394	44,844	95,730	47,642	2,17,688
Denmark	—	—	—	—	—	8,838	402	6,930
Germany	—	—	—	—	—	7,09,253	1,19,892	1,43,040	2,17,818	1,98,270
Netherlands	—	—	—	—	—	56,840	4,908	25,815	3,766	23,950
France	—	—	—	—	—	1,118	18,836	..
Switzerland	—	—	—	—	—	4,824	2,858	20,689	18,407	..
Italy (including Fiume)	—	—	—	—	—	21,807	9,112	2,515	5,953	78,728
Hungary	—	—	—	—	—	..	612	5,221	4,425	107
Austria	—	—	—	—	—	6,601	3,321	18,479	15,006	26,427
Czechoslovakia	—	—	—	—	—	27,440	..	3,719	..	1,342
United States of America—										
Via Atlantic Coast	—	—	—	—	—	5,09,135	64,793	1,07,125	54,577	17,689
" Pacific "	—	—	—	—	—	..	644
Other Foreign Countries	—	—	—	—	—	1,985	469	3,288	3,982	350
TOTAL FOREIGN COUNTRIES	—	—	—	—	—	11,04,401	3,51,463	4,29,454	3,81,564	5,71,478
Share of Bengal	—	—	—	—	—	31,14,181	3,39,060	4,33,999	3,89,377	7,17,151
" Bombay	—	—	—	—	—	7,67,189	6,46,483	4,35,482	7,56,135	2,15,898
" Sind	—	—	—	—	—	12,90,399	1,43,181	70,045	1,05,510	1,91,700
" Madras	—	—	—	—	—	3,45,830	3,52,061	3,16,704	3,23,607	2,06,667
" Burma	—	—	—	—	—	99,237	60,324	38,399	80,302	2,27,401
TOTAL	—	—	—	—	—	45,97,836	19,46,109	12,94,629	10,54,981	21,58,817
Motors (III, J)—										
United Kingdom (including Channel Islands)	—	—	—	—	—	22,62,713	15,64,571	16,69,948	20,64,493	23,91,738
Ceylon (excluding Maldives)	—	—	—	—	—	185	3,602	5,592	..	1,088
Other British Possessions	—	—	—	—	—	1,805	2,211	8,317	..	8,985
TOTAL BRITISH EMPIRE	—	—	—	—	—	22,64,658	15,69,384	16,83,857	20,64,493	23,96,556
Sweden	—	—	—	—	—	59,311	1,08,151	1,03,067	1,06,687	1,91,599
Denmark	—	—	—	—	—	3,903	18,500	9,452	30,324	52,060
Germany	—	—	—	—	—	2,57,627	2,69,194	2,88,629	6,71,093	8,51,958
Netherlands	—	—	—	—	—	40,362	12,326	19,314	16,737	47,687
Belgium	—	—	—	—	—	49,733	18,836	87,174	84,666	21,268
France	—	—	—	—	—	6,789	5,776	24,309	27,772	16,414
Switzerland	—	—	—	—	—	34,081	32,438	1,60,144	41,153	50,220
Italy (including Fiume)	—	—	—	—	—	16,743	11,053	1,20,975	23,923	47,327
Czechoslovakia	—	—	—	—	—	5,110	30	..
Austria	—	—	—	—	—	14,156	15,767	9,974	47,760	48,162
Japan	—	—	—	—	—	900	333	8,289	1,885	48,970
United States of America—										
Via Atlantic Coast	—	—	—	—	—	2,42,768	3,55,746	1,59,073	4,27,068	4,58,669
" Pacific "	—	—	—	—	—	187	1,999	741
Other Foreign Countries	—	—	—	—	—	317	104	8,618	3,461	2,327
TOTAL FOREIGN COUNTRIES	—	—	—	—	—	7,27,377	8,35,223	9,54,323	14,37,559	16,38,467
Share of Bengal	—	—	—	—	—	10,30,246	12,85,050	9,49,322	17,35,845	20,77,468
" Bombay	—	—	—	—	—	3,74,616	7,31,346	10,41,678	11,65,436	12,37,920
" Sind	—	—	—	—	—	1,15,601	99,485	94,033	1,51,733	1,16,564
" Madras	—	—	—	—	—	6,72,341	2,12,683	4,36,203	3,51,401	6,19,851
" Burma	—	—	—	—	—	4,09,226	35,103	66,914	96,637	1,33,912
TOTAL	—	—	—	—	—	29,92,080	24,04,607	26,38,130	35,02,052	42,35,013

GENERAL IMPORTS

(210)

No. 10—continued

ARTICLES, AND COUNTRIES OF CONSIGNMENT; ALSO SHARE OF EACH PROVINCE	QUANTITY					VALUE				
	1931-32	1932-33	1933-34	1934-35	1935-36	1931-32	1932-33	1933-34	1934-35	1935-36
Machinery and Millwork—continued										
<i>Electrical machinery of all kinds, not including instruments, apparatus, appliances and parts thereof—continued</i>						R	R	R	R	R
Transformers (III. J)—										
United Kingdom (including Channel Islands)	—	—	—	—	—	7,01,554	14,94,802	9,04,083	10,41,206	13,89,178
Other British Possessions	—	—	—	—	—	4,122
TOTAL BRITISH EMPIRE	—	—	—	—	—	7,05,676	14,94,802	9,04,083	10,41,206	13,89,178
Sweden	—	—	—	—	—	17,380	25,065	59,942	77,614	1,58,874
Germany	—	—	—	—	—	55,100	29,457	40,177	31,700	1,11,427
Netherlands	—	—	—	—	—	6,254	2,152	65
Belgium	—	—	—	—	—	17,921	9,986	1,776	20,400	47,091
Switzerland	—	—	—	—	—	6,537	106	3,707	9,626	1,27,411
Italy (including Fiume)	—	—	—	—	—	20,404	7,181	1,524	8,232	2,276
Austria	—	—	—	—	—	26,904	..	1,731	21,537	7,628
Czechoslovakia	—	—	—	—	—	14,036
United States of America— Vid Atlantic Coast	—	—	—	—	—	2,64,120	2,28,422	1,39,221	78,887	52,416
Other Foreign Countries	—	—	—	—	—	420	196	1,527	888	2,752
TOTAL FOREIGN COUNTRIES	—	—	—	—	—	4,29,125	4,08,665	2,99,690	2,48,939	5,10,822
Share of Bengal	—	—	—	—	—	1,81,922	1,19,494	2,41,274	4,17,252	2,57,422
Bombay	—	—	—	—	—	2,44,551	2,54,396	4,67,125	3,67,558	4,39,924
Sind	—	—	—	—	—	2,29,294	12,41,962	1,33,705	1,09,912	62,421
Madras	—	—	—	—	—	2,22,010	2,27,121	2,52,526	2,66,722	4,91,221
Burma	—	—	—	—	—	55,952	54,224	2,022	27,529	42,227
TOTAL	—	—	—	—	—	11,84,811	18,98,267	12,03,712	12,90,145	19,00,000
Turbo-generating sets (III. J)—										
United Kingdom (including Channel Islands)	—	—	—	—	—	2,57,581	2,27,028	1,69,928	2,62,822	4,26,46
Sweden	—	—	—	—	—	..	15,203	2,127	92,217	26,94
Norway	—	—	—	—	—	..	5,499
Germany	—	—	—	—	—	97,598	..	7,968	45,278	1,18,96
Belgium	—	—	—	—	—	67,042	4,294	..	401	..
France	—	—	—	—	—	783	22,22
Switzerland	—	—	—	—	—	..	88,212	1,25,56
Italy (including Fiume)	—	—	—	—	—	17,782	..	2,755	..	17,44
United States of America— Vid Atlantic Coast	—	—	—	—	—	2,202	67,825	..	15,642	6,40
Pacific	—	—	—	—	—	927	..	481
Other Foreign Countries	—	—	—	—	—	1,00
TOTAL FOREIGN COUNTRIES	—	—	—	—	—	1,84,621	1,21,122	14,797	1,54,416	2,20,00
Share of Bengal	—	—	—	—	—	2,277	..	1,44,045	62,829	60,40
Bombay	—	—	—	—	—	1,27,202	2,12,712	12,224	2,25,272	1,64,96
Sind	—	—	—	—	—	7,524	75,272	1,55,92
Madras	—	—	—	—	—	..	5,142
Burma	—	—	—	—	—	2,11,122	2,24,222	20,222	42,124	2,25,12
TOTAL	—	—	—	—	—	4,42,212	4,52,221	1,84,725	4,17,249	7,06,49
Others (III. J)—										
United Kingdom (including Channel Islands)	—	—	—	—	—	52,02,227	42,40,272	20,16,225	42,77,076	46,22,00
Ceylon (excluding Maldives)	—	—	—	—	—	25,940	6,246	7,511	11,222	2,02
Canada— Vid Atlantic Coast	—	—	—	—	—	1,12,022	1,67,929	50,099	12,222	14,24

No. 10—continued

ARTICLES AND COUNTRIES OF CONSIGNMENT; ALSO SHARE OF EACH PROVINCE	QUANTITY					VALUE				
	1931-32	1932-33	1933-34	1934-35	1935-36	1931-32	1932-33	1933-34	1934-35	1935-36
						R	R	R	R	R
Machinery and Millwork—continued										
<i>Electrical machinery of all kinds, not including instruments, apparatus, appliances and parts thereof—continued</i>										
Others (III. J)—continued										
Other British Possessions	—	—	—	—	—	950	572	2,666	4,097	246
TOTAL BRITISH EMPIRE	—	—	—	—	—	54,42,919	59,15,190	30,77,531	43,06,333	46,48,033
Sweden	—	—	—	—	—	33,501	69,634	1,74,668	1,66,144	1,23,537
Denmark	—	—	—	—	—	11,039	1,994	1,849	17,226	13,202
Poland (including Danzig)	—	—	—	—	—	15,959
Germany	—	—	—	—	—	5,79,721	5,06,899	4,76,908	9,23,022	12,47,909
Netherlands	—	—	—	—	—	7,632	7,334	27,991	1,979	16,734
Belgium	—	—	—	—	—	2,30,523	71,115	23,054	74,275	46,530
France	—	—	—	—	—	3,072	16,654	53,200	1,21,979	76,245
Switzerland	—	—	—	—	—	21,733	7,317	7,953	5,902	33,437
Italy (including Fiume)	—	—	—	—	—	31,357	42,354	34,743	33,997	1,26,431
Austria	—	—	—	—	—	9,111	2,333	22,795	31,090	4,304
Hungary	—	—	—	—	—	14,735	..	4,935
Czechoslovakia	—	—	—	—	—	9,121	12,004	3,261	6,702	6,030
Iraq	—	—	—	—	—	11,000	3,120
Japan	—	—	—	—	—	344	3,039	7,717	35,720	53,607
United States of America—										
Via Atlantic Coast	—	—	—	—	—	24,14,303	4,70,593	10,60,533	3,26,066	5,96,290
" Pacific "	—	—	—	—	—	12,139	363	3,924	1,065	13,533
Other Foreign Countries	—	—	—	—	—	1,653	40	549	330	272
TOTAL FOREIGN COUNTRIES	—	—	—	—	—	34,36,363	12,12,973	19,21,943	18,11,497	23,73,340
Share of Bengal	—	—	—	—	—	1,06,733	34,399	59,143	4,51,715	9,19,403
" Bombay	—	—	—	—	—	10,54,037	10,24,433	20,37,650	25,67,400	23,30,930
" Sind	—	—	—	—	—	44,63,193	33,53,945	11,99,666	13,40,213	15,14,133
" Madras	—	—	—	—	—	30,03,364	15,21,647	15,32,713	17,65,130	19,12,764
" Burma	—	—	—	—	—	3,06,350	3,43,114	1,33,393	53,307	3,99,507
TOTAL	—	—	—	—	—	39,29,737	63,28,093	49,99,474	61,18,330	70,26,432
<i>Total value of Electrical machinery of all kinds, not including instruments, apparatus, appliances and parts thereof—</i>										
United Kingdom (including Channel Islands)	—	—	—	—	—	1,50,07,173	1,20,89,744	36,02,329	1,21,78,517	1,37,36,243
Ceylon (excluding Maldives)	—	—	—	—	—	26,035	3,943	15,043	11,333	4,116
Straits Settlements	—	—	—	—	—	5,735	2,020	3,435	924	5,097
Canada—										
Via Atlantic Coast	—	—	—	—	—	1,12,212	1,69,329	51,093	13,332	14,392
" Pacific "	—	—	—	—	—	4,376
Other British Possessions	—	—	—	—	—	5,373	1,703	3,644	3,650	4,753
TOTAL BRITISH EMPIRE	—	—	—	—	—	1,51,56,636	1,22,71,744	36,80,470	1,22,02,323	1,38,14,611
Sweden	—	—	—	—	—	3,43,577	2,93,303	4,69,047	5,24,230	7,72,943
Norway	—	—	—	—	—	..	5,499	1,527	239	..
Denmark	—	—	—	—	—	14,932	20,494	15,134	54,097	73,695
Poland (including Danzig)	—	—	—	—	—	15,959
Germany	—	—	—	—	—	15,05,560	10,33,933	10,33,742	21,24,007	29,13,954
Netherlands	—	—	—	—	—	1,23,703	36,360	1,35,333	54,537	1,10,999
Belgium	—	—	—	—	—	4,24,032	1,01,133	69,174	1,49,265	1,25,602
France	—	—	—	—	—	16,732	22,473	35,030	1,64,504	1,13,446
Switzerland	—	—	—	—	—	75,137	37,640	2,07,030	96,747	4,50,556
Italy (including Fiume)	—	—	—	—	—	1,64,627	77,319	1,67,239	1,36,443	2,79,676

GENERAL IMPORTS

ARTICLES, AND COUNTRIES OF CONSIGNMENT: ALSO SHARE OF EACH PROVINCE	QUANTITY					VALUE				
	1931-32	1932-33	1933-34	1934-35	1935-36	1931-32	1932-33	1933-34	1934-35	1935-36
Machinery and Millwork—continued										
<i>Electrical machinery of all kinds, not including instruments, apparatus, appliances, and parts thereof—concluded</i>										
<i>Total value of Electrical machinery of all kinds, not including instruments, apparatus, appliances and parts thereof—continued</i>										
Austria	—	—	—	—	—	78,187	22,216	60,479	1,21,500	90,646
Hungary	—	—	—	—	—	..	716	26,728	7,126	6,786
Czechoslovakia	—	—	—	—	—	59,928	12,752	12,891	6,722	2,764
Iraq	—	—	—	—	—	250	..	196	11,275	2,224
Japan	—	—	—	—	—	2,222	6,402	12,407	42,121	1,10,022
United States of America—										
<i>Via Atlantic Coast</i>	—	—	—	—	—	26,21,272	12,24,224	16,04,542	11,92,272	16,18,912
" <i>Pacific</i> "	—	—	—	—	—	12,276	2,006	4,261	2,629	14,761
Other Foreign Countries	—	—	—	—	—	1,722	226	5,799	221	2,276
TOTAL FOREIGN COUNTRIES	—	—	—	—	—	64,69,462	22,16,725	40,61,255	46,22,176	67,06,242
<i>Share of Bengal</i>	—	—	—	—	—	44,29,721	21,71,275	26,11,995	45,16,914	66,22,229
" <i>Bombay</i>	—	—	—	—	—	62,89,221	22,29,222	47,65,221	61,22,746	62,47,222
" <i>Sind</i>	—	—	—	—	—	65,29,222	22,21,222	27,66,222	19,22,222	22,22,222
" <i>Madras</i>	—	—	—	—	—	47,29,222	22,22,222	21,76,222	27,22,222	42,22,222
" <i>Burma</i>	—	—	—	—	—	17,22,222	2,22,222	6,22,222	2,44,222	12,22,222
TOTAL	—	—	—	—	—	2,16,26,092	1,55,22,222	1,27,41,222	1,68,90,999	2,05,21,456
Machinery, not being Prime-movers or Electrical machinery—										
<i>Aerated water making machinery (III, J)—</i>										
United Kingdom (including Channel Islands)	—	—	—	—	—	52,902	45,244	54,044	27,649	22,221
Other British Possessions	—	—	—	—	—	2,995	70	50
TOTAL BRITISH EMPIRE	—	—	—	—	—	52,207	45,214	54,094	27,649	22,221
Germany	—	—	—	—	—	10,472	2,422	2,292	2,122	4,221
Other Foreign Countries	—	—	—	—	—	4,220	2,429	212	4,222	1,621
TOTAL FOREIGN COUNTRIES	—	—	—	—	—	14,992	10,291	2,210	12,479	6,291
<i>Share of Bengal</i>	—	—	—	—	—	22,272	2,227	7,227	12,222	12,222
" <i>Bombay</i>	—	—	—	—	—	24,227	22,227	27,222	12,222	17,222
" <i>Sind</i>	—	—	—	—	—	599	6,122	2,227	7,222	1,222
" <i>Madras</i>	—	—	—	—	—	12,222	4,222	2,222
" <i>Burma</i>	—	—	—	—	—	14,222	2,222	2,227	2,222	721
TOTAL	—	—	—	—	—	77,799	56,295	57,294	40,122	24,229
Agricultural machinery—										
<i>Agricultural tractors and parts (III, J)—</i>										
United Kingdom (including Channel Islands)	—	—	—	—	—	22,979	22,216	67,229	71,274	44,729
Kenya Colony	—	—	—	—	—	7,464	1,729	..
Canada—										
<i>Via Atlantic Coast</i>	—	—	—	—	—	150	..	7,222	292	272
Commonwealth of Australia	—	—	—	—	—	..	11,099	227
Other British Possessions	—	—	—	—	—	747	4,217	127	1,279	156
TOTAL BRITISH EMPIRE	—	—	—	—	—	22,276	21,242	63,216	74,726	45,279

No. 10—continued

ARTICLES, AND COUNTRIES OF CONSIGNMENT; ALSO SHARE OF EACH PROVINCE	QUANTITY					VALUE				
	1931-32	1932-33	1933-34	1934-35	1935-36	1931-32	1932-33	1933-34	1934-35	1935-36
Machinery and Millwork—continued										
<i>Machinery, not being Prime-movers or Electrical machinery—continued</i>						R	R	R	R	R
<i>Agricultural machinery—continued</i>										
<i>Agricultural tractors and parts (III. J)—continued</i>										
Sweden	—	—	—	—	—	..	24,096	..	112	..
Germany	—	—	—	—	—	10,988	13,158	20,723	57,146	100,834
Belgium	—	—	—	—	—	7,988	1,918	1,186	544	10,482
United States of America—										
<i>Vid Atlantic Coast</i>	—	—	—	—	—	2,63,656	2,85,561	3,94,283	3,12,234	3,26,830
" Pacific "	—	—	—	—	—	6,753
Other Foreign Countries	—	—	—	—	—	149	2,284	624	849	996
TOTAL FOREIGN COUNTRIES	—	—	—	—	—	2,89,482	3,27,017	4,16,796	3,70,885	4,29,142
<i>Share of Bengal</i>	—	—	—	—	—	1,19,662	69,773	1,64,686	1,34,931	1,84,026
" Bombay	—	—	—	—	—	34,918	34,313	1,45,055	1,92,402	1,95,653
" Sind	—	—	—	—	—	49,835	1,43,280	1,20,316	75,333	65,413
" Madras	—	—	—	—	—	31,593	4,592	27,330	3,353	3,335
" Burma	—	—	—	—	—	77,350	71,686	41,925	43,622	26,940
TOTAL	—	—	—	—	—	3,13,358	3,78,559	4,99,312	4,45,651	4,74,421
Ploughs and parts (III. J)—										
United Kingdom (including Channel Islands)	—	—	—	—	—	74,196	23,107	1,15,114	2,13,381	64,124
Other British Possessions	—	—	—	—	—	..	823	4,308	873	..
TOTAL BRITISH EMPIRE	—	—	—	—	—	74,196	23,935	1,19,417	2,14,254	64,124
Germany	—	—	—	—	—	243	5,518	1,348	6,787	3,566
United States of America—										
<i>Vid Atlantic Coast</i>	—	—	—	—	—	8,892	24,639	43,471	52,919	33,963
" Pacific "	—	—	—	—	—	11,018	1,042	998
Other Foreign Countries	—	—	—	—	—	230	17	5,537	99	2,656
TOTAL FOREIGN COUNTRIES	—	—	—	—	—	9,365	30,224	61,374	60,847	46,183
<i>Share of Bengal</i>	—	—	—	—	—	19,581	16,333	32,731	33,337	34,065
" Bombay	—	—	—	—	—	52,201	13,245	1,30,365	2,13,073	33,313
" Sind	—	—	—	—	—	6,313	15,597	13,230	16,007	25,792
" Madras	—	—	—	—	—	4,534	479	13,365	2,260	11,493
" Burma	—	—	—	—	—	322	3,030	..	469	229
TOTAL	—	—	—	—	—	33,561	54,159	1,80,791	2,75,101	1,10,307
Other sorts (III. J)—										
United Kingdom (including Channel Islands)	—	—	—	—	—	69,150	1,36,296	2,00,127	2,20,022	1,91,715
Union of South Africa	—	—	—	—	—	..	614	6,796
Other British Possessions	—	—	—	—	—	153	1,933	1,433	446	653
TOTAL BRITISH EMPIRE	—	—	—	—	—	69,303	1,38,843	2,08,409	2,20,468	1,92,373
Germany	—	—	—	—	—	23,393	53,532	91,922	1,29,756	1,43,453
Netherlands	—	—	—	—	—	..	7,051
United States of America—										
<i>Vid Atlantic Coast</i>	—	—	—	—	—	20,431	11,139	23,172	42,515	35,020
" Pacific "	—	—	—	—	—	100	..	55	1	..
Other Foreign Countries	—	—	—	—	—	205	184	4,763	1,277	5,535
TOTAL FOREIGN COUNTRIES	—	—	—	—	—	4,184	76,956	1,24,917	1,73,549	1,89,053

ARTICLES, AND COUNTRIES OF CONSIGNMENT; ALSO SHARE OF EACH PROVINCE	QUANTITY					VALUE				
	1931-32	1932-33	1933-34	1934-35	1935-36	1931-32	1932-33	1933-34	1934-35	1935-36
Machinery and Millwork—continued										
<i>Machinery, not being Prime-movers or Electrical machinery—continued</i>										
<i>Agricultural machinery—continued</i>										
<i>Other sorts (III. J)—continued</i>										
<i>Share of Bengal</i>	—	—	—	—	—	6,110	44,433	64,803	1,29,114	23,306
<i>“ Bombay</i>	—	—	—	—	—	43,638	23,323	27,124	24,002	16,425
<i>“ Sind</i>	—	—	—	—	—	42,057	1,64,369	1,61,119	2,02,023	1,97,651
<i>“ Madras</i>	—	—	—	—	—	25,642	29,203	77,472	26,252	74,329
<i>“ Burma</i>	—	—	—	—	—	1,032	2,265	2,752	305	9,206
TOTAL	—	—	—	—	—	1,18,487	2,65,799	2,28,226	2,94,017	2,81,431
Total Agricultural machinery—										
<i>United Kingdom (including Channel Islands)</i>	—	—	—	—	—	1,66,323	2,45,019	2,22,061	5,04,777	2,00,599
<i>Kenya Colony</i>	—	—	—	—	—	7,464	1,720	..
<i>Union of South Africa</i>	—	—	—	—	—	..	5,602	8,044	1,046	..
<i>Canada—</i>										
<i>Via Atlantic Coast</i>	—	—	—	—	—	150	..	11,493	392	371
<i>Commonwealth of Australia</i>	—	—	—	—	—	..	11,009	257	..	122
<i>Other British Possessions</i>	—	—	—	—	—	900	2,669	523	1,543	903
TOTAL BRITISH EMPIRE	—	—	—	—	—	1,67,275	2,64,220	2,40,842	5,09,488	2,01,776
<i>Sweden</i>	—	—	—	—	—	..	24,096	..	112	6
<i>Germany</i>	—	—	—	—	—	29,577	77,252	1,12,992	1,02,680	2,42,263
<i>Netherlands</i>	—	—	—	—	—	205	7,122	..	120	50
<i>Belgium</i>	—	—	—	—	—	7,025	1,912	9,741	1,301	45,122
<i>United States of America—</i>										
<i>Via Atlantic Coast</i>	—	—	—	—	—	2,99,029	2,21,220	4,65,906	4,07,668	4,00,212
<i>“ Pacific</i>	—	—	—	—	—	6,222	..	11,072	1,042	972
<i>Other Foreign Countries</i>	—	—	—	—	—	379	2,292	2,274	1,222	4,475
TOTAL FOREIGN COUNTRIES	—	—	—	—	—	2,45,021	2,24,197	4,79,087	5,10,221	5,04,322
<i>Share of Bengal</i>	—	—	—	—	—	1,45,261	1,21,644	2,22,222	2,92,222	2,21,261
<i>“ Bombay</i>	—	—	—	—	—	1,29,757	1,29,491	2,02,644	4,22,222	2,21,144
<i>“ Sind</i>	—	—	—	—	—	22,202	2,12,212	2,22,212	2,22,277	2,22,271
<i>“ Madras</i>	—	—	—	—	—	61,212	44,724	1,12,207	46,276	29,217
<i>“ Burma</i>	—	—	—	—	—	79,224	77,222	44,272	44,222	55,271
TOTAL	—	—	—	—	—	5,15,406	5,06,517	10,12,222	11,14,769	9,66,159
Boilers (III. J)—										
<i>United Kingdom (including Channel Islands)</i>	—	—	—	—	—	47,12,144	41,02,172	59,12,200	22,40,202	52,21,472
<i>Ceylon (excluding Maldives)</i>	—	—	—	—	—	7,224	2,472	..	2	..
<i>Commonwealth of Australia</i>	—	—	—	—	—	..	2,227	2,270	1,607	7,047
<i>Other British Possessions</i>	—	—	—	—	—	229	27	24	202	202
TOTAL BRITISH EMPIRE	—	—	—	—	—	47,22,227	41,20,221	59,10,222	22,42,210	52,29,222
<i>Sweden</i>	—	—	—	—	—	69,272	22,427	22,240	14,249	22,224
<i>Poland (including Danzig)</i>	—	—	—	—	—	4,101	15,214	212
<i>Germany</i>	—	—	—	—	—	7,02,221	1,10,221	1,02,221	2,22,272	2,22,221
<i>Netherlands</i>	—	—	—	—	—	2,222	45,211	1,24,222	2,222	2,027
<i>Belgium</i>	—	—	—	—	—	12,222	14,222	5,172	22,222	1,20,272
<i>France</i>	—	—	—	—	—	49,207	41,220	24,122	29,222	22,272
<i>Switzerland</i>	—	—	—	—	—	..	779	..	1,702	5,702
<i>Italy (including Trieste)</i>	—	—	—	—	—	2,227	2,022	20,220	202	409
<i>Hungary</i>	—	—	—	—	—	12,49,147
<i>Czechoslovakia</i>	—	—	—	—	—	6,020	1,02,427	1,72,229	92,202	20,272
<i>Japan</i>	—	—	—	—	—	6,222	1,222	12,221	22,222	21,202
<i>United States of America—</i>										
<i>Via Atlantic Coast</i>	—	—	—	—	—	21,220	19,229	22,222	70,707	22,722
<i>Other Foreign Countries</i>	—	—	—	—	—	2,244	2,129	2,701	7,166	4,742
TOTAL FOREIGN COUNTRIES	—	—	—	—	—	2,90,224	2,02,202	2,60,222	2,27,204	17,22,274

No. 10—continued

ARTICLES, AND COUNTRIES OF CONSIGNMENT; ALSO SHARE OF EACH PROVINCE	QUANTITY					VALUE				
	1931-32	1932-33	1933-34	1934-35	1935-36	1931-32	1932-33	1933-34	1934-35	1935-36
Machinery and Millwork—continued						R	R	R	R	R
<i>Machinery, not being Prime- movers or Electrical machinery—continued</i>										
Bollers (III. J)—continued										
Share of Bengal	—	—	—	—	—	28,33,948	16,31,735	34,70,815	17,39,286	31,40,309
“ Bombay	—	—	—	—	—	18,46,442	17,39,711	30,46,263	17,31,830	29,66,328
“ Sind	—	—	—	—	—	1,75,496	45,952	5,26,040	2,23,790	2,58,799
“ Madras]	—	—	—	—	—	2,96,689	9,45,844	3,51,338	2,33,698	3,79,650
“ Burma	—	—	—	—	—	4,63,336	1,49,902	1,91,673	3,26,900	3,80,378
TOTAL	—	—	—	—	—	66,15,811	45,13,154	65,85,510	43,70,504	76,25,992
Boat and shoe manufacturing machinery (III. J)—										
United Kingdom (including Channel Islands)	—	—	—	—	—	3,731	29,566	21,191	49,191	86,252
Other British Possessions	—	—	—	—	—	..	864	..	1,997	..
TOTAL BRITISH EMPIRE	—	—	—	—	—	3,731	30,430	21,191	51,188	86,252
Germany	—	—	—	—	—	10,422	398	4,618	1,02,267	29,937
Italy (including Fiume)	—	—	—	—	—	12,508	17,665	3,207
Czechoslovakia	—	—	—	—	—	2,122	1,38,725	2,05,973
Japan	—	—	—	—	—	2,283	18,249	24,313	1,00,134	1,27,860
United States of America— Via Atlantic Coast	—	—	—	—	—	..	5,411	4,661	890	..
Other Foreign Countries	—	—	—	—	—	476	..	44
TOTAL FOREIGN COUNTRIES	—	—	—	—	—	13,186	18,053	48,281	3,54,681	3,67,027
Share of Bengal	—	—	—	—	—	2,638	23,224	62,782	2,33,091	4,14,492
“ Bombay	—	—	—	—	—	14,379	20,923	6,690	35,478	26,432
“ Sind	—	—	—	—	—	..	4,336	..	34,902	12,355
“ Burma	—	—	—	—	—	2,438	..
TOTAL	—	—	—	—	—	16,917	48,483	69,472	4,05,869	4,53,279
Leather tanning and curing machinery (III. J)—										
United Kingdom (including Channel Islands)	—	—	—	—	—	43,077	34,939	23,798	81,498	56,761
Commonwealth of Australia	—	—	—	—	—	..	137
TOTAL BRITISH EMPIRE	—	—	—	—	—	43,077	35,076	23,798	81,498	56,761
Germany	—	—	—	—	—	1,657	7,455	12,801	5,561	27,076
Netherlands	—	—	—	—	—	..	7,062
United States of America— Via Atlantic Coast	—	—	—	—	—	2,084	3,787	3,657	14,884	3,020
Other Foreign Countries	—	—	—	—	—	..	1,292	400
TOTAL FOREIGN COUNTRIES	—	—	—	—	—	4,641	20,496	16,458	20,395	35,505
Share of Bengal	—	—	—	—	—	31,500	35,524	20,750	80,382	35,761
“ Bombay	—	—	—	—	—	3,450	1,324	3,454	4,924	1,385
“ Sind	—	—	—	—	—	..	7,969	5,974	..	10,372
“ Madras	—	—	—	—	—	18,768	10,766	10,669	16,572	41,142
TOTAL	—	—	—	—	—	47,718	55,566	40,256	1,01,888	92,266

ARTICLES, AND COUNTRIES OF CONSIGNMENT; ALSO SHARE OF EACH PROVINCE	QUANTITY					VALUE				
	1931-32	1932-33	1933-34	1934-35	1935-36	1931-32	1932-33	1933-34	1934-35	1935-36
Machinery and Millwork—continued						R	R	R	R	R
<i>Machinery, not being Prime-movers or Electrical machinery—continued</i>										
Metal working machinery (including machine tools) (III. J)—										
United Kingdom (including Channel Islands)	—	—	—	—	—	13,84,647	10,48,719	11,91,322	9,52,164	12,26,06
Straits Settlements	—	—	—	—	—	866	5,362	3,435	1,890	3,27
Commonwealth of Australia	—	—	—	—	—	44,991	—	—	—	—
Other British Possessions	—	—	—	—	—	2,092	1,967	1,103	807	1,341
TOTAL BRITISH EMPIRE	—	—	—	—	—	14,32,596	10,56,048	11,95,920	9,54,861	12,41,674
Sweden	—	—	—	—	—	213	1,137	6,310	1,534	6,733
Denmark	—	—	—	—	—	12,319	1,569	1,742	2,180	7,608
Germany	—	—	—	—	—	2,77,684	2,92,640	2,63,579	1,80,303	2,65,663
Netherlands	—	—	—	—	—	1,006	474	5,443	—	27,707
Belgium	—	—	—	—	—	9,333	3,070	3,314	623	2,133
France	—	—	—	—	—	1,171	2,157	11,619	1,676	2,099
Switzerland	—	—	—	—	—	2,866	197	323	—	10,523
Italy (including Fiume)	—	—	—	—	—	4,623	4,226	6,669	1,055	3,733
Japan	—	—	—	—	—	108	3,164	4,717	7,330	24,372
United States of America— Via Atlantic Coast	—	—	—	—	—	1,73,859	1,13,486	62,266	2,71,090	1,40,433
" Pacific "	—	—	—	—	—	871	—	616	—	—
Other Foreign Countries	—	—	—	—	—	6,654	3,454	2,935	1,362	6,544
TOTAL FOREIGN COUNTRIES	—	—	—	—	—	4,91,215	4,25,564	3,91,533	4,67,713	5,85,241
Share of Bengal	—	—	—	—	—	1,32,391	20,696	12,767	6,211	6,461
" Bombay	—	—	—	—	—	10,22,024	11,69,339	10,74,759	9,63,975	11,16,200
" Sind	—	—	—	—	—	2,26,174	1,40,363	3,39,390	2,18,662	3,10,231
" Madras	—	—	—	—	—	3,76,516	70,732	39,073	1,323	1,26,175
" Burma	—	—	—	—	—	3,50,665	30,332	1,72,474	2,42,790	1,62,666
TOTAL	—	—	—	—	—	19,23,810	14,81,612	15,87,453	14,22,574	18,26,915
Mining machinery—										
Coal (III. J)—										
United Kingdom (including Channel Islands)	—	—	—	—	—	1,84,504	2,73,306	2,94,619	1,52,157	1,59,575
Germany	—	—	—	—	—	—	239	—	1,94,891	7,521
United States of America— Via Atlantic Coast	—	—	—	—	—	1,16,879	20,260	24,546	26,690	49,846
" Pacific "	—	—	—	—	—	—	—	1,872	—	—
Other Foreign Countries	—	—	—	—	—	—	1,497	74	—	—
TOTAL FOREIGN COUNTRIES	—	—	—	—	—	1,16,879	22,066	26,594	2,21,581	57,363
Share of Bengal	—	—	—	—	—	2,26,359	2,66,374	2,87,322	2,45,361	2,03,564
" Bombay	—	—	—	—	—	6,793	6,793	31,121	4,801	4,914
" Madras	—	—	—	—	—	3,339	19,700	3,770	33,378	3,332
TOTAL	—	—	—	—	—	3,01,388	2,95,372	3,21,213	3,73,738	2,10,870
Other sorts (III. J)—										
United Kingdom (including Channel Islands)	—	—	—	—	—	37,10,228	22,96,917	18,50,331	18,35,453	14,06,436
Ceylon (excluding Maldives)	—	—	—	—	—	12,716	—	—	—	—
Straits Settlements	—	—	—	—	—	22,429	23,018	60,457	54,676	64,017
Union of South Africa	—	—	—	—	—	2,812	—	—	—	—
TOTAL BRITISH EMPIRE	—	—	—	—	—	7,43,185	23,31,935	19,10,787	18,90,133	15,80,503

No. 10—continued

ARTICLES, AND COUNTRIES OF CONSIGNMENT; ALSO SHARE OF EACH PROVINCE	QUANTITY					VALUE				
	1931-32	1932-33	1933-34	1934-35	1935-36	1931-32	1932-33	1933-34	1934-35	1935-36
Machinery and Millwork—continued										
<i>Machinery, not being Prime- movers or Electrical machinery—continued</i>						B	B	B	B	B
Mining machinery—continued										
Other sorts (III, J)—contd										
Germany	—	—	—	—	—	56,508	507	168	20,981	1,34,274
Netherlands	—	—	—	—	—	6,076
Belgium	—	—	—	—	—	6,68,451	87,470	47,941	8,64,114	11,24,950
United States of America— Via Atlantic Coast	—	—	—	—	—	18,70,462	6,55,594	6,61,827	14,82,577	6,29,194
" Pacific "	—	—	—	—	—	4,08,158	4,17,726	2,99,095	5,92,885	4,75,859
Other foreign countries	—	—	—	—	—	4,001	807	3,359
TOTAL FOREIGN COUNTRIES	—	—	—	—	—	25,02,574	11,61,297	10,12,532	29,61,314	23,74,311
Share of Bengal	—	—	—	—	—	5,781	..	1,12,667	32,700	42,363
" Bombay	—	—	—	—	—	86,631	73,012	42,353	19,780	44,416
" Sind	—	—	—	—	—	5,41,441	3,70,625	3,61,853	4,41,963	6,02,805
" Madras	—	—	—	—	—	49,167	87,110	1,44,907	29,794	732
" Burma	—	—	—	—	—	55,68,749	29,62,485	22,61,540	43,26,210	32,14,499
TOTAL	—	—	—	—	—	62,50,759	34,93,282	29,23,319	48,51,447	39,04,814
Total Mining Machinery—										
United Kingdom (including Channel Islands)	—	—	—	—	—	38,94,782	25,72,223	21,44,949	19,87,615	16,25,991
Ceylon (excluding Maldives)	—	—	—	—	—	12,716
Straits Settlements	—	—	—	—	—	22,429	33,018	60,457	54,675	64,017
Union of South Africa	—	—	—	—	—	2,812
TOTAL BRITISH EMPIRE	—	—	—	—	—	39,32,689	26,05,241	22,05,406	20,42,290	16,00,008
Germany	—	—	—	—	—	56,508	796	168	2,15,822	1,41,795
Netherlands	—	—	—	—	—	6,076
Belgium	—	—	—	—	—	6,68,451	87,470	47,941	8,64,114	11,24,950
United States of America— Via Atlantic Coast	—	—	—	—	—	14,96,341	6,75,874	6,85,975	15,09,267	6,79,038
" Pacific "	—	—	—	—	—	4,08,158	4,17,726	3,00,967	5,92,885	4,75,859
Other Foreign Countries	—	—	—	—	—	..	1,497	4,075	807	3,359
TOTAL FOREIGN COUNTRIES	—	—	—	—	—	26,19,453	11,83,363	10,39,126	31,82,895	24,31,676
Share of Bengal	—	—	—	—	—	3,91,140	2,68,874	3,99,989	3,79,561	3,69,996
" Bombay	—	—	—	—	—	92,415	79,310	73,473	34,231	49,330
" Sind	—	—	—	—	—	5,41,441	3,70,625	3,61,853	4,41,963	6,02,805
" Madras	—	—	—	—	—	63,398	1,06,310	1,47,677	53,170	4,194
" Burma	—	—	—	—	—	45,68,749	29,62,485	22,61,540	43,26,310	32,14,499
TOTAL	—	—	—	—	—	65,52,142	37,98,604	32,44,532	52,25,185	41,21,684
Oil crushing and refining machinery (III, J)—										
United Kingdom (including Channel Islands)	—	—	—	—	—	18,08,239	12,00,954	18,49,389	11,64,868	9,11,627
Germany	—	—	—	—	—	7,86,949	5,23,094	5,66,240	6,42,061	7,32,615
Netherlands	—	—	—	—	—	43,412	21,141	14,504	3,447	1,254
Belgium	—	—	—	—	—	1,59,410	24,367	1,615	1,01,079	1,94,241
France	—	—	—	—	—	12,627	6,448	1,245	19,549	8,221
Switzerland	—	—	—	—	—	7,675	..	2,831
Italy (including Fiume)	—	—	—	—	—	20,440	5642	2,348	658	..
United States of America— Via Atlantic Coast	—	—	—	—	—	3,44,660	84,325	98,352	1,52,797	1,93,663
" Pacific "	—	—	—	—	—	3,08,610	31,735	1,53,700	35,815	1,33,359
Other Foreign Countries	—	—	—	—	—	4,875	2,465	3,362	8,342	6,953
TOTAL FOREIGN COUNTRIES	—	—	—	—	—	17,43,958	6,99,517	8,40,707	9,63,743	12,65,306

ARTICLES, AND COUNTRIES OF CONSIGNMENT; ALSO SHARE OF EACH PROVINCE	QUANTITY					VALUE				
	1931-32	1932-33	1933-34	1934-35	1935-36	1931-32	1932-33	1933-34	1934-35	1935-36
Machinery and Millwork—continued										
<i>Machinery, not being Prime-movers or Electrical machinery—continued</i>						R	R	R	R	R
Oil crushing and refining machinery (III. J)—continued										
Share of Bengal	—	—	—	—	—	9,15,881	9,28,349	11,46,630	12,27,702	12,47,606
" Bombay	—	—	—	—	—	3,37,872	4,54,679	4,63,265	4,46,604	3,88,258
" Sind	—	—	—	—	—	24,836	49,966	12,919	14,236	26,183
" Madras	—	—	—	—	—	4,596	19,449	5,720	308	916
" Burma	—	—	—	—	—	22,56,806	4,62,747	10,72,462	3,79,296	3,09,961
TOTAL	—	—	—	—	—	25,47,097	19,00,171	26,99,096	21,28,646	21,76,033
Paper mill machinery (III. J)—										
United Kingdom (including Channel Islands)	—	—	—	—	—	5,83,240	4,85,080	8,56,362	7,55,100	5,84,337
Union of South Africa	—	—	—	—	—	50
Canada— Via Atlantic Coast	—	—	—	—	—	70,937	..	13,101
TOTAL BRITISH EMPIRE	—	—	—	—	—	5,83,240	4,85,080	9,27,299	7,55,100	5,97,988
Sweden	—	—	—	—	—	18,535	3,321	7,945	3,991	25,021
Germany	—	—	—	—	—	27,298	26,202	46,002	54,587	1,22,061
Belgium	—	—	—	—	—	2,047	1,894	26,558	201	7,206
Italy (including Trieste)	—	—	—	—	—	984	18,940	2,377
Austria	—	—	—	—	—	351	4,509	1,441	21,292	17,010
United States of America— Via Atlantic Coast	—	—	—	—	—	1,727	3,023	90,317	38,020	14,508
Other Foreign Countries	—	—	—	—	—	2,925	1,623	3,066	4,701	8,664
TOTAL FOREIGN COUNTRIES	—	—	—	—	—	49,657	46,177	1,76,824	1,41,782	2,07,986
Share of Bengal	—	—	—	—	—	6,00,747	4,25,514	10,63,559	8,20,021	7,46,792
" Bombay	—	—	—	—	—	29,202	33,699	35,285	51,211	66,497
" Sind	—	—	—	—	—	7,221	..
" Madras	—	—	—	—	—	3,242	2,824	3,079	7,712	2,725
TOTAL	—	—	—	—	—	6,32,297	5,31,237	11,02,622	8,96,841	8,05,924
Pumping Machinery (III. J) (c)—										
United Kingdom (including Channel Islands)	—	—	—	—	—	—	—	18,44,582	20,48,512	20,51,506
Straits Settlements	—	—	—	—	—	—	—	10,228	10,761	4,901
Other British Possessions	—	—	—	—	—	—	—	1,589	..	2,126
TOTAL BRITISH EMPIRE	—	—	—	—	—	—	—	18,56,399	20,54,273	20,59,547
Sweden	—	—	—	—	—	—	—	4,588	8,189	815
Norway	—	—	—	—	—	—	—	272	18,166	644
Germany	—	—	—	—	—	—	—	1,26,357	2,00,198	2,52,147
Netherlands	—	—	—	—	—	—	—	37,455	34,947	55,836
Belgium	—	—	—	—	—	—	—	30,536	8,006	68,473
France	—	—	—	—	—	—	—	12,984	17,298	6,434
Switzerland	—	—	—	—	—	—	—	2,837	51,868	10,326
Italy (including Trieste)	—	—	—	—	—	—	—	41,442	28,197	17,838
Austria	—	—	—	—	—	—	—	7,116	5,044	7,160
Japan	—	—	—	—	—	—	—	20,576	27,852	28,572
United States of America— Via Atlantic Coast	—	—	—	—	—	—	—	2,73,011	4,82,752	4,72,350
" Pacific "	—	—	—	—	—	—	—	73,816	39,047	68,300
Other Foreign Countries	—	—	—	—	—	—	—	6,349	5,828	10,402
TOTAL FOREIGN COUNTRIES	—	—	—	—	—	—	—	6,87,689	9,08,882	9,08,904

(c) Separately recorded from 1933-34

No. 10—continued

ARTICLES, AND COUNTRIES OF CONSIGNMENT; ALSO SHARE OF EACH PROVINCE	QUANTITY					VALUE				
	1931-32	1932-33	1933-34	1934-35	1935-36	1931-32	1932-33	1933-34	1934-35	1935-36
Machinery and Millwork—continued										
<i>Machinery, not being Prime-movers or Electrical machinery—continued</i>						B	B	B	B	B
Pumping Machinery (III.J)(c) continued										
Share of Bengal	—	—	—	—	—	—	—	3,04,533	2,03,189	12,36,157
„ Bombay	—	—	—	—	—	—	—	5,44,386	3,72,059	8,36,436
„ Sind	—	—	—	—	—	—	—	1,46,261	2,23,331	1,71,506
„ Madras	—	—	—	—	—	—	—	1,44,426	2,66,760	2,66,640
„ Burma	—	—	—	—	—	—	—	3,52,442	6,56,310	5,57,662
TOTAL	—	—	—	—	—	—	—	19,94,088	22,62,655	30,58,451
Refrigerating machinery (III. J)—										
United Kingdom (including Channel Islands)	—	—	—	—	—	1,06,829	1,16,053	1,06,670	2,49,574	3,01,176
Canada— Via Atlantic Coast	—	—	—	—	—	7,170
Other British Possessions	—	—	—	—	—	442	160	28	5,110	517
TOTAL BRITISH EMPIRE	—	—	—	—	—	1,13,441	1,16,203	1,06,707	2,54,684	3,01,693
Sweden	—	—	—	—	—	233	703	8,112
Denmark	—	—	—	—	—	5,376	3,167	20,168	9,629	6,598
Germany	—	—	—	—	—	13,081	57,326	18,346	18,776	1,10,066
Belgium	—	—	—	—	—	..	727	..	15	59,521
Spain	—	—	—	—	—	3,371	193	5,736
Portugal (including Azores and Madeira)	—	—	—	—	—	5,684	6,203	3,345
Switzerland	—	—	—	—	—	..	110	26,393	341	..
Italy (including Fiume)	—	—	—	—	—	8,940	785	700	..	2,020
United States of America— Via Atlantic Coast	—	—	—	—	—	3,46,915	7,05,295	7,65,776	3,09,373	9,59,388
„ Pacific „	—	—	—	—	—	1,891	313	..	2,794	1,115
Other Foreign Countries	—	—	—	—	—	1,322	1,532	893	2,497	4,220
TOTAL FOREIGN COUNTRIES	—	—	—	—	—	3,76,025	7,99,236	8,41,569	3,50,574	11,61,220
Share of Bengal	—	—	—	—	—	3,22,764	1,73,193	2,10,042	4,27,194	5,31,623
„ Bombay	—	—	—	—	—	4,25,526	5,12,393	5,54,159	4,66,733	3,59,463
„ Sind	—	—	—	—	—	1,65,310	1,69,803	25,369	80,334	1,70,176
„ Madras	—	—	—	—	—	23,347	4,393	65,633	1,04,686	2,62,609
„ Burma	—	—	—	—	—	51,519	24,353	23,193	16,337	79,133
TOTAL	—	—	—	—	—	9,89,466	8,85,439	9,48,296	11,05,138	14,62,913
Rice and flour mill machinery (III. J)—										
United Kingdom (including Channel Islands)	—	—	—	—	—	5,30,197	3,55,081	3,57,516	5,51,395	4,93,252
Straits Settlements	—	—	—	—	—	1,421	5,033	3,419	4,753	3,839
Other British Possessions	—	—	—	—	—	..	1,073	203	..	423
TOTAL BRITISH EMPIRE	—	—	—	—	—	5,21,618	3,61,167	3,61,134	5,56,148	4,97,513
Denmark	—	—	—	—	—	32,958	23,513	22,913	22,088	23,552
Germany	—	—	—	—	—	2,99,014	3,41,735	1,51,606	2,22,221	2,50,832
Netherlands	—	—	—	—	—	5,375	18,972	10,185	3,930	3,703
Belgium	—	—	—	—	—	9,532	17,266	15,991	12,215	22,354
France	—	—	—	—	—	7,988	11,316	2,327	..	7,455
Switzerland	—	—	—	—	—	6,201	29,535	26,023	35,449	45,868
Italy (including Fiume)	—	—	—	—	—	13,691	14,332	1,730	14,005	756
Japan	—	—	—	—	—	313	342	2,426	6,554	7,427
United States of America— Via Atlantic Coast	—	—	—	—	—	1,04,324	62,695	65,660	77,189	70,754
„ Pacific „	—	—	—	—	—	10,031	..
Other Foreign Countries	—	—	—	—	—	3,033	1,643	1,032	2,990	4,934
TOTAL FOREIGN COUNTRIES	—	—	—	—	—	4,82,985	5,19,924	2,99,982	4,06,672	4,38,205

(a) Separately recorded from 1933-34.

GENERAL IMPORTS

(220)

No. 10—continued

ARTICLES, AND COUNTRIES OF CONSIGNMENT; ALSO SHARE OF EACH PROVINCE	QUANTITY					VALUE				
	1931-32	1932-33	1933-34	1934-35	1935-36	1931-32	1932-33	1933-34	1934-35	1935-36
Machinery and Millwork—continued						R	R	R	R	R
<i>Machinery, not being Prime-movers or Electrical machinery—continued</i>										
<i>Rice and flour mill machinery (III. J)—continued</i>										
Share of Bengal	—	—	—	—	—	2,19,386	2,01,553	2,11,522	2,75,733	2,94,941
" Bombay	—	—	—	—	—	1,61,609	1,33,316	1,08,395	1,37,312	1,31,921
" Sind	—	—	—	—	—	2,74,193	1,77,413	54,763	69,199	77,441
" Madras	—	—	—	—	—	1,35,773	2,03,017	1,97,289	2,09,003	1,75,363
" Burma	—	—	—	—	—	1,63,062	1,53,292	32,942	2,57,002	2,21,386
TOTAL	—	—	—	—	—	10,04,608	8,81,091	6,61,116	9,62,320	9,26,748
Saw mill and wood working machinery (III. J)—										
United Kingdom (including Channel Islands)	—	—	—	—	—	2,27,447	2,22,179	2,37,769	2,61,082	4,01,173
Other British Possessions	—	—	—	—	—	242	47	48	18	1,032
TOTAL BRITISH EMPIRE	—	—	—	—	—	2,27,689	2,22,226	2,37,817	2,61,080	4,10,205
Sweden	—	—	—	—	—	1,863	483	1,073	356	8,934
Germany	—	—	—	—	—	23,590	23,030	23,809	23,070	70,672
Belgium	—	—	—	—	—	2,598	7,983	2,603	1,752	2,104
United States of America—										
Via Atlantic Coast	—	—	—	—	—	32,055	16,749	12,302	10,345	19,435
" Pacific "	—	—	—	—	—	1,823
Other Foreign Countries	—	—	—	—	—	5,534	9,819	7,753	7,373	10,000
TOTAL FOREIGN COUNTRIES	—	—	—	—	—	63,502	56,764	52,540	47,898	1,12,136
Share of Bengal	—	—	—	—	—	24,233	23,343	23,154	23,927	21,546
" Bombay	—	—	—	—	—	98,809	61,795	69,453	33,413	1,76,466
" Sind	—	—	—	—	—	17,325	26,273	19,398	26,159	36,497
" Madras	—	—	—	—	—	53,253	33,491	25,355	23,057	43,574
" Burma	—	—	—	—	—	36,362	1,20,433	1,52,164	1,37,334	1,42,197
TOTAL	—	—	—	—	—	2,96,192	2,78,990	2,90,357	2,96,946	5,22,390
Sewing and knitting machines and parts thereof—										
<i>Sewing and knitting machines (III. J)—</i>	No.	No.	No.	No.	No.					
United Kingdom (including Channel Islands)	32,346	27,938	29,804	62,367	60,251	24,78,724	29,17,217	31,82,705	53,43,573	47,23,533
Other British Possessions	70	44	45	33	28	2,693	1,842	2,953	1,356	1,043
TOTAL BRITISH EMPIRE	32,416	27,982	29,849	62,900	60,279	24,82,417	29,19,059	31,85,658	53,44,929	47,24,581
Sweden	8	18	6	204	673	311	6,093	1,414	12,984	40,364
Germany	12,566	10,051	13,795	18,133	21,339	10,28,779	9,95,953	11,09,023	13,98,339	16,16,530
France	13	..	1	8	3	11,316	..	703	2,411	11,204
Portugal (including Azores and Madaira)	1	5,320
Italy (including Fiume)	17	5	..	7	20	5,793	2,107	..	403	1,217
Austria	2	..	10	13	117	180	..	1,914	359	7,165
Iraq	35	1	8	141	1	1,370	50	240	6,174	66
Japan	107	130	322	1,413	1,254	66,493	26,901	22,455	67,161	93,653
United States of America—										
Via Atlantic Coast	94	297	331	463	397	39,093	1,10,060	91,735	1,08,063	61,990
" Pacific "	2	111
Other Foreign Countries	61	95	99	62	207	4,303	5,600	7,334	4,007	12,534
TOTAL FOREIGN COUNTRIES	12,901	11,227	15,037	20,464	24,476	11,68,899	11,47,429	12,84,373	15,06,400	18,50,764

No. 10—continued

ARTICLES, AND COUNTRIES OF CONSIGNMENT; ALSO SHARE OF EACH PROVINCE	QUANTITY					VALUE				
	1931-32	1932-33	1933-34	1934-35	1935-36	1931-32	1932-33	1933-34	1934-35	1935-36
Machinery and Millwork—continued						R	R	R	R	R
<i>Machinery, not being Prime-movers or Electrical machinery—continued</i>										
Sewing and knitting machines and parts thereof—continued										
Sewing and knitting machines (III. J)—continued	No.	No.	No.	No.	No.					
<i>Share of Bengal</i>	9,939	9,339	17,035	25,264	27,135	10,81,276	9,07,054	13,75,116	30,23,325	21,14,137
<i>" Bombay</i>	10,680	10,039	13,352	18,759	19,575	11,02,650	11,18,625	12,16,845	16,35,547	16,39,063
<i>" Sind</i>	19,179	13,458	12,405	23,035	21,314	13,13,381	13,43,055	9,03,744	14,36,643	13,55,100
<i>" Madras</i>	3,974	4,877	6,900	3,804	7,289	3,18,560	4,39,151	5,53,370	7,33,133	6,57,905
<i>" Burma</i>	2,575	2,346	4,394	7,892	9,442	3,29,939	3,49,103	3,66,156	6,07,132	3,19,335
TOTAL	45,317	39,109	54,886	83,354	84,755	46,46,316	40,66,488	44,20,531	74,41,329	65,75,445
Parts of sewing and knitting machines and accessories (III. J)—										
<i>United Kingdom (including Channel Islands)</i>	—	—	—	—	—	3,13,287	2,50,623	3,57,372	4,60,958	5,47,915
<i>Commonwealth of Australia</i>	—	—	—	—	—	12,652
<i>Other British Possessions</i>	—	—	—	—	—	657	63	687	9	48
TOTAL BRITISH EMPIRE	—	—	—	—	—	3,26,596	2,50,686	3,58,059	4,60,967	5,47,963
Germany	—	—	—	—	—	1,03,271	1,90,027	2,23,323	3,35,693	2,85,648
Japan	—	—	—	—	—	4,202	7,751	5,714	23,395	22,399
United States of America— Via Atlantic Coast	—	—	—	—	—	3,320	5,235	12,254	25,616	13,236
Other Foreign Countries	—	—	—	—	—	14,929	827	11,335	893	326
TOTAL FOREIGN COUNTRIES	—	—	—	—	—	1,25,812	2,03,940	2,53,131	3,65,102	3,21,609
Share of Bengal	—	—	—	—	—	1,05,971	74,048	1,09,932	2,29,634	2,30,912
" Bombay	—	—	—	—	—	39,347	1,19,364	97,494	1,37,779	1,10,342
" Sind	—	—	—	—	—	1,72,933	1,55,795	2,23,351	3,39,611	3,60,303
" Madras	—	—	—	—	—	36,711	29,561	52,314	57,074	76,339
" Burma	—	—	—	—	—	57,552	34,200	71,099	92,321	1,01,626
TOTAL	—	—	—	—	—	4,52,408	4,54,526	6,11,170	8,47,069	8,69,572
Sugar machinery (III. J)—										
<i>United Kingdom (including Channel Islands)</i>	—	—	—	—	—	26,22,991	91,48,018	1,95,87,559	73,60,509	49,70,561
<i>Straits Settlements</i>	—	—	—	—	—	6,523	333	1,511
<i>Other British Possessions</i>	—	—	—	—	—	..	38
TOTAL BRITISH EMPIRE	—	—	—	—	—	26,22,991	91,48,056	1,95,94,087	73,61,347	49,72,092
Germany	—	—	—	—	—	1,18,670	17,83,649	33,11,442	11,41,661	10,74,103
Netherlands	—	—	—	—	—	..	10,88,971	60,53,605	6,81,545	1,05,324
Belgium	—	—	—	—	—	22,751	31,76,262	34,79,233	13,127	10,735
France	—	—	—	—	—	2,23,297	26,890	39,541	10,30,125	40,114
Italy (including Fiume)	—	—	—	—	—	..	231	13,444	4,305	10,395
Czechoslovakia	—	—	—	—	—	..	68,019	11,13,491	1,33,613	23,229
Java	—	—	—	—	—	5,542	32,423	2,30,180
Japan	—	—	—	—	—	358	..	212	20,536	..
United States of America— Via Atlantic Coast	—	—	—	—	—	27,332	16,324	22,021	70,339	1,13,640
Other Foreign Countries	—	—	—	—	—	..	2,734	6,146	1,103	1,600
TOTAL FOREIGN COUNTRIES	—	—	—	—	—	3,91,458	61,63,070	1,40,44,727	31,84,032	15,99,410

GENERAL IMPORTS

(222)

No. 10—continued

ARTICLES, AND COUNTRIES OF CONSIGNMENT; ALSO SHARE OF EACH PROVINCE	QUANTITY					VALUE				
	1931-32	1932-33	1933-34	1934-35	1935-36	1931-32	1932-33	1933-34	1934-35	1935-36
Machinery and Millwork—continued						R	R	R	R	R
<i>Machinery, not being Prime-movers or Electrical machinery—continued</i>										
<i>Sugar machinery (III J)—contd.</i>										
Share of Bengal	—	—	—	—	—	37,63,433	1,31,53,519	2,13,94,749	45,49,907	61,23,313
" Bombay	—	—	—	—	—	75,343	11,03,916	65,93,005	24,02,072	11,42,032
" Sind	—	—	—	—	—	69,563	6,26,660	46,98,396	7,89,305	39,865
" Madras	—	—	—	—	—	1,63,945	4,15,733	2,96,343	16,32,337	1,37,713
" Burma	—	—	—	—	—	1,167	3,243	55,313	3,30,713	25,413
TOTAL	—	—	—	—	—	80,14,440	1,53,11,126	3,36,33,814	1,05,45,439	65,71,523
Tea machinery (III J)—										
United Kingdom (including Channel Islands)	—	—	—	—	—	9,76,331	19,79,437	10,23,155	19,95,974	9,50,923
Ceylon (including Maldives)	—	—	—	—	—	90,723	1,22,563	1,44,765	1,83,971	2,77,877
Commonwealth of Australia	—	—	—	—	—	134
TOTAL BRITISH EMPIRE	—	—	—	—	—	10,67,109	21,02,075	11,67,920	21,84,945	12,28,793
Sweden	—	—	—	—	—	..	3,033	43,111	43,400	6,159
Germany	—	—	—	—	—	1,103	26,523	555	..	27,965
Belgium	—	—	—	—	—	16,947	544	..
United States of America— Via Atlantic Coast	—	—	—	—	—	5,245	..
Other Foreign Countries	—	—	—	—	—	911
TOTAL FOREIGN COUNTRIES	—	—	—	—	—	2,017	44,559	60,619	49,180	34,124
Share of Bengal										
Share of Bengal	—	—	—	—	—	3,37,473	12,95,235	3,20,314	18,50,137	3,74,559
" Bombay	—	—	—	—	—	911	395
" Sind	—	—	—	—	—	781
" Madras	—	—	—	—	—	3,33,960	3,41,333	4,03,319	3,33,323	3,33,163
" Burma	—	—	—	—	—	789	..
TOTAL	—	—	—	—	—	10,69,123	21,46,634	12,23,533	22,34,234	12,02,920
Textile machinery—										
Cotton—										
Cotton Bleaching and Dyeing machinery (III J)— United Kingdom (including Channel Islands)	—	—	—	—	—	2,32,923	2,11,003	1,90,992	1,11,023	1,70,142
Other British Possessions	—	—	—	—	—	363
TOTAL BRITISH EMPIRE	—	—	—	—	—	2,33,189	2,11,003	1,90,992	1,11,023	1,70,142
Germany	—	—	—	—	—	93,724	74,619	2,04,419	2,08,537	4,18,190
Switzerland	—	—	—	—	—	57	9,054	..
Italy (including Fiume)	—	—	—	—	—	100	7,230	8,466	56,169	39,905
United States of America— Via Atlantic Coast	—	—	—	—	—	639	13,503	1,401	543	..
Other Foreign Countries	—	—	—	—	—	..	5,004	2,612	146	3,030
TOTAL FOREIGN COUNTRIES	—	—	—	—	—	94,453	1,00,411	2,16,955	2,74,443	4,61,125
Share of Bengal										
Share of Bengal	—	—	—	—	—	543	..
" Bombay	—	—	—	—	—	2,16,379	2,96,991	3,75,237	3,34,931	6,04,439
" Sind	—	—	—	—	—	20,773
" Madras	—	—	—	—	—	11,266	11,469	32,639
" Burma	—	—	—	—	—	..	2,996	31
TOTAL	—	—	—	—	—	3,27,642	3,11,414	6,07,947	3,35,474	6,31,237

No. 10—continued

ARTICLES, AND COUNTRIES OF CONSIGNMENT; ALSO SHARE OF EACH PROVINCE	QUANTITY					VALUE				
	1931-32	1932-33	1933-34	1934-35	1935-36	1931-32	1932-33	1933-34	1934-35	1935-36
Machinery and Millwork—continued						R	R	R	R	R
<i>Machinery, not being Prime-movers or Electrical machinery—continued</i>										
<i>Textile machinery—continued</i>										
<i>Cotton—continued</i>										
<i>Cotton Printing machinery (III. J)—</i>										
United Kingdom (including Channel Islands)	—	—	—	—	—	19,166	92,615	41,082	1,02,994	1,26,324
Ceylon (excluding Maldives)	—	—	—	—	—	..	10	..	—	..
TOTAL BRITISH EMPIRE	—	—	—	—	—	19,166	92,625	41,082	1,02,994	1,26,324
Germany	—	—	—	—	—	2,809	78,885	38,885	6,204	7,577
Italy (including Fiume)	—	—	—	—	—	16,630
Other Foreign Countries	—	—	—	—	—	..	5,447	..	568	895
TOTAL FOREIGN COUNTRIES	—	—	—	—	—	2,809	79,282	38,885	6,770	25,102
<i>Share of Bengal</i>	—	—	—	—	—	377	2,030
„ <i>Bombay</i>	—	—	—	—	—	6,381	1,60,488	65,118	1,09,487	1,49,281
„ <i>Sind</i>	—	—	—	—	—	2,868	..	115
„ <i>Madras</i>	—	—	—	—	—	15,144	11,419	6,448
TOTAL	—	—	—	—	—	21,475	1,71,907	74,417	1,09,764	1,51,426
Cotton Spinning Machinery (III. J)—										
United Kingdom (including Channel Islands)	—	—	—	—	—	97,51,810	1,08,26,748	98,31,447	1,26,60,457	94,00,167
Other British Possessions	—	—	—	—	—	5	655	185
TOTAL BRITISH EMPIRE	—	—	—	—	—	97,51,815	1,08,27,398	98,31,447	1,26,60,457	94,00,352
Sweden	—	—	—	—	—	7,879	..	14,131	1,145	4,306
Poland (including Danzig)	—	—	—	—	—	1,318	36,991	33,658	..	1,895
Germany	—	—	—	—	—	5,91,646	2,02,726	3,63,446	2,23,481	3,43,106
Belgium	—	—	—	—	—	8,668	5,618	724	16,891	5,884
France	—	—	—	—	—	18,898	30,760	63,477	1,11,265	1,39,668
Spain	—	—	—	—	—	1,61,788	1,89,862	2,41,853	2,78,309	3,00,228
Switzerland	—	—	—	—	—	1,26,494	31,972	2,20,610	1,08,906	2,19,861
Italy (including Fiume)	—	—	—	—	—	89,842	56,619	3,44,156	41,108	76,585
Austria	—	—	—	—	—	11,049	8,957	3,969	5,580	1,190
Czechoslovakia	—	—	—	—	—	1,313	4,721	1,992	971	5,292
Japan	—	—	—	—	—	67,118	1,41,889	1,89,407	1,95,772	1,97,837
United States of America— <i>Via Atlantic Coast</i>	—	—	—	—	—	2,32,853	2,69,888	2,01,705	84,267	1,51,724
Other Foreign Countries	—	—	—	—	—	6,394	1,655	454	1,603	..
TOTAL FOREIGN COUNTRIES	—	—	—	—	—	12,54,199	9,81,658	10,78,612	10,69,298	14,47,576
<i>Share of Bengal</i>	—	—	—	—	—	6,16,449	4,98,378	10,32,991	16,63,669	10,73,385
„ <i>Bombay</i>	—	—	—	—	—	50,83,804	1,02,30,934	73,54,139	92,60,133	63,51,195
„ <i>Sind</i>	—	—	—	—	—	7,422	17,340	4,486	6,88,488	33,319
„ <i>Madras</i>	—	—	—	—	—	12,74,792	9,33,237	21,08,601	20,88,939	32,71,913
„ <i>Burma</i>	—	—	—	—	—	23,047	26,117	19,332	28,536	17,616
TOTAL	—	—	—	—	—	1,10,05,514	1,18,09,056	1,10,10,059	1,37,29,755	1,08,47,928
Cotton Weaving machinery (III. J)—										
United Kingdom (including Channel Islands)	—	—	—	—	—	60,15,922	60,97,896	55,91,764	56,92,072	49,26,068

GENERAL IMPORTS

ARTICLES, AND COUNTRIES OF CONSIGNMENT; ALSO SHARE OF EACH PROVINCE	QUANTITY					VALUE				
	1931-32	1932-33	1933-34	1934-35	1935-36	1931-32	1932-33	1933-34	1934-35	1935-36
Machinery and Millwork—continued										
<i>Machinery, not being Prime-movers or Electrical machinery—continued</i>										
Textile machinery—continued										
Cotton—continued										
Cotton Weaving machinery (III. J)—continued										
Germany	—	—	—	—	—	4,65,861	5,58,229	9,50,144	2,70,575	2,07,000
Netherlands	—	—	—	—	—	68,890	49,081	26,458	42,478	56,611
Belgium	—	—	—	—	—	12,580	22,564	15,151	5,488	8,911
France	—	—	—	—	—	62,146	26,597	17,437	47,524	20,077
Switzerland	—	—	—	—	—	4,006	6,423	6,589	4,220	8,211
Italy (including Fiume)	—	—	—	—	—	1,54,712	84,712	1,79,650	1,00,287	22,251
Austria	—	—	—	—	—	5,407	5,371	21,222	45,190	50,212
Czechoslovakia	—	—	—	—	—	27,407	23,222	20,107	8,582	20,441
Japan	—	—	—	—	—	48,268	44,184	2,01,210	1,64,016	2,17,541
United States of America—										
<i>Via Atlantic Coast</i>	—	—	—	—	—	22,025	22,051	10,220	42,222	64,211
Other Foreign Countries	—	—	—	—	—	..	5,153	4,957	4,808	4,529
TOTAL FOREIGN COUNTRIES	—	—	—	—	—	8,74,460	9,44,710	14,52,254	8,52,505	7,22,200
Share of Bengal	—	—	—	—	—	2,62,422	11,24,222	2,50,222	15,27,022	12,27,222
" <i>Bombay</i>	—	—	—	—	—	67,72,146	66,11,544	20,72,222	42,44,712	66,22,222
" <i>Madras</i>	—	—	—	—	—	22,222	22,222	42,222	1,07,222	1,11,222
" <i>Burma</i>	—	—	—	—	—	..	2,222	..	1,222	..
TOTAL	—	—	—	—	—	68,00,222	70,42,102	70,45,112	65,45,577	54,22,222
Cotton, other sorts (III. J)—										
United Kingdom (including Channel Islands)	—	—	—	—	—	7,15,222	11,21,170	12,46,222	24,00,274	16,27,222
Other British Possessions	—	—	—	—	—	..	2,794
TOTAL BRITISH EMPIRE	—	—	—	—	—	7,15,222	11,24,974	12,46,222	24,00,274	16,27,222
Poland (including Danzig)	—	—	—	—	—	22,222
Germany	—	—	—	—	—	1,49,104	2,00,222	2,76,044	5,59,222	6,52,222
Belgium	—	—	—	—	—	18,045	222	25,641	22,761	12,222
France	—	—	—	—	—	..	222	1,500	2,744	2,222
Switzerland	—	—	—	—	—	..	2,222	62,222	14,222	24,222
Italy (including Fiume)	—	—	—	—	—	..	4,122	24,222	1,12,222	1,22,222
Czechoslovakia	—	—	—	—	—	..	12,222	..	1,222	2,222
Japan	—	—	—	—	—	42	1,622	6,122	15,222	22,222
United States of America—										
<i>Via Atlantic Coast</i>	—	—	—	—	—	1,40,522	2,222	26,246	1,52,121	66,222
Other Foreign Countries	—	—	—	—	—	222	6,122	1,222
TOTAL FOREIGN COUNTRIES	—	—	—	—	—	2,07,742	2,25,051	4,24,144	6,00,222	10,22,222
Share of Bengal	—	—	—	—	—	2,222	..	4,07,171	2,05,122	2,24,222
" <i>Bombay</i>	—	—	—	—	—	7,10,222	10,59,222	2,04,222	12,55,222	17,07,222
" <i>Madras</i>	—	—	—	—	—	2,41,222	1,25,222	2,47,222	2,22,222	4,12,222
" <i>Burma</i>	—	—	—	—	—	67,222	2,22,222	2,22,222	1,24,222	2,22,222
TOTAL	—	—	—	—	—	10,22,222	15,10,222	17,20,472	22,00,222	27,15,222
Total Cotton machinery—										
United Kingdom (including Channel Islands)	—	—	—	—	—	1,67,22,177	1,24,08,222	1,65,01,222	2,09,00,222	1,02,00,222
Other British Possessions	—	—	—	—	—	222	4,422	122
TOTAL BRITISH EMPIRE	—	—	—	—	—	1,67,22,444	1,24,12,644	1,65,01,222	2,09,00,222	1,02,00,344

No. 10—continued

ARTICLES, AND COUNTRIES OF CONSIGNMENT; ALSO SHARE OF EACH PROVINCE	QUANTITY					VALUE				
	1931-32	1932-33	1933-34	1934-35	1935-36	1931-32	1932-33	1933-34	1934-35	1935-36
Machinery and Millwork—continued										
Machinery, not being Prime-movers or Electrical machinery—continued						Rs	Rs	Rs	Rs	Rs
Textile machinery—continued										
Total Cotton Machinery—contd.										
Sweden	—	—	—	—	—	7,970	1,478	15,022	1,145	5,124
Poland (including Danzig) .	—	—	—	—	—	1,318	38,955	33,831	1,550	41,198
Germany	—	—	—	—	—	13,02,144	12,10,102	13,27,439	13,69,186	17,15,654
Netherlands	—	—	—	—	—	72,696	50,391	26,953	42,965	57,708
Belgium	—	—	—	—	—	40,258	30,991	51,516	56,135	81,230
France	—	—	—	—	—	82,044	68,278	89,201	1,61,533	1,68,035
Spain	—	—	—	—	—	1,51,738	1,90,319	2,42,766	2,78,309	3,04,619
Switzerland	—	—	—	—	—	1,29,502	45,141	2,91,188	1,37,087	3,07,247
Italy (including Fiume) . . .	—	—	—	—	—	1,94,655	1,52,808	5,56,639	3,09,827	2,86,626
Austria	—	—	—	—	—	16,456	14,323	25,291	57,743	52,013
Czechoslovakia	—	—	—	—	—	23,779	55,177	21,129	6,434	29,954
Japan	—	—	—	—	—	1,05,443	1,90,238	3,98,569	3,95,583	4,41,036
United States of America— Via Atlantic Coast	—	—	—	—	—	3,97,659	3,80,212	2,39,681	2,80,243	2,84,834
Other Foreign Countries . . .	—	—	—	—	—	2,588	2,209	3,171	6,600	44
TOTAL FOREIGN COUNTRIES . . .	—	—	—	—	—	25,33,164	24,31,112	33,16,450	31,03,409	37,25,322
Share of Bengal	—	—	—	—	—	14,32,469	15,32,636	24,30,127	34,06,636	26,98,330
“ Bombay	—	—	—	—	—	1,53,94,364	1,73,09,330	1,42,60,819	1,59,54,952	1,28,36,636
“ Sind	—	—	—	—	—	3,38,307	1,80,031	3,02,694	18,12,156	6,11,287
“ Madras	—	—	—	—	—	15,31,899	16,33,071	33,00,806	28,43,423	33,67,465
“ Burma	—	—	—	—	—	23,173	33,339	23,567	43,110	21,391
TOTAL	—	—	—	—	—	1,92,83,609	2,08,44,507	2,03,18,013	2,40,70,332	2,00,34,889
Jute (III. J)—										
United Kingdom (including Channel Islands)	—	—	—	—	—	31,55,574	35,13,322	31,62,509	52,80,007	1,01,97,299
Strait Settlements	—	—	—	—	—	39
TOTAL	—	—	—	—	—	31,55,574	35,13,322	31,62,548	52,80,007	1,01,97,299
Finland	—	—	—	—	—	1,821	11,723
Sweden	—	—	—	—	—	11,112	7,438	2,768	4,108	16,038
Germany	—	—	—	—	—	20,810	23,772	25,429	50,417	3,76,123
Netherlands	—	—	—	—	—	3,086	2,902	1,070	7,111	20,391
Belgium	—	—	—	—	—	3,099	14,691	4,132	3,467	14,823
France	—	—	—	—	—	4,266	9,100	5,548	10,553	8,926
Spain	—	—	—	—	—	..	5,382	25,264	20,704	26,316
Japan	—	—	—	—	—	..	119	250	3,334	19,150
United States of America— Via Atlantic Coast	—	—	—	—	—	11,916	14,658	1,987	18,289	3,71,769
Other Foreign Countries . . .	—	—	—	—	—	3,574	3,250	1,664	7,700	3,607
TOTAL FOREIGN COUNTRIES . . .	—	—	—	—	—	67,803	86,921	68,112	1,22,644	13,68,776
Share of Bengal	—	—	—	—	—	32,17,812	35,93,364	31,90,060	51,66,035	1,16,11,356
“ Bombay	—	—	—	—	—	..	2,737	1,513	..	2,458
“ Madras	—	—	—	—	—	6,625	4,652	39,087	2,36,516	62,231
TOTAL	—	—	—	—	—	32,23,437	36,00,743	32,30,660	54,02,651	1,16,06,075
Shuttles (excluding those for sewing machines) (III. J)—										
United Kingdom (including Channel Islands)	—	—	—	—	—	6,65,617	5,93,723	4,93,350	6,18,297	5,32,026

ARTICLES, AND COUNTRIES OF CONSIGNMENT; ALSO SHARE OF EACH PROVINCE	QUANTITY					VALUE				
	1931-32	1932-33	1933-34	1934-35	1935-36	1931-32	1932-33	1933-34	1934-35	1935-36
Machinery and Millwork—continued										
<i>Machinery, not being Prime-movers or Electrical machinery—continued</i>						R	R	R	R	R
<i>Textile machinery—continued</i>										
<i>Shuttles (excluding those for sewing machines) (III. J)—continued</i>										
Germany	—	—	—	—	—	41,767	9,444	1,567	5,412	74
France	—	—	—	—	—	16,977	8,228	2,590	263	..
Switzerland	—	—	—	—	—	5,796	26,516	12,705	742	1
Italy (including Fiume)	—	—	—	—	—	1,05,372	1,12,608	91,047	1,25,997	451
Japan	—	—	—	—	—	16,151	26,704	50,410	54,307	541
Other Foreign Countries	—	—	—	—	—	5,558	..	946	5,166	74
TOTAL FOREIGN COUNTRIES	—	—	—	—	—	1,93,716	1,84,500	1,61,265	1,91,657	1,151
<i>Share of Bengal</i>	—	—	—	—	—	53,433	26,347	66,055	66,013	611
" <i>Bombay</i>	—	—	—	—	—	3,00,610	7,30,128	5,70,000	7,36,300	6,161
" <i>Sind</i>	—	—	—	—	—	1
" <i>Madras</i>	—	—	—	—	—	5,301	29,668	12,258	12,242	291
" <i>Burma</i>	—	—	—	—	—	..	1,222	1,262	4,899	12
TOTAL	—	—	—	—	—	3,59,333	7,78,223	6,54,615	8,09,954	6,977
Wool machinery (III. J)—										
United Kingdom (including Channel Islands)	—	—	—	—	—	1,07,123	2,46,164	2,93,020	1,62,000	2,413
Poland (including Danzig)	—	—	—	—	—	10,016
Germany	—	—	—	—	—	20,004	29,064	20,724	1,703	121
Japan	—	—	—	—	—	8,999	112
Other Foreign Countries	—	—	—	—	—	..	680	2,120	2,711	52
TOTAL FOREIGN COUNTRIES	—	—	—	—	—	20,004	29,744	22,870	10,413	202
<i>Share of Bengal</i>	—	—	—	—	—	35,122	68,229	1,19,632	53,691	1,23,211
" <i>Bombay</i>	—	—	—	—	—	26,721	16,117	22,926	26,712	72
" <i>Sind</i>	—	—	—	—	—	20,622	1,04,925	1,16,678	22,262	1,67,211
" <i>Madras</i>	—	—	—	—	—	4,623	7,517	7,222	5,222	12,000
TOTAL	—	—	—	—	—	1,27,142	2,25,228	2,27,400	1,73,013	2,71,000
Other sorts (III. J)—										
United Kingdom (including Channel Islands)	—	—	—	—	—	7,12,499	8,96,168	8,75,476	12,14,944	9,22,411
Other British Possessions	—	—	—	—	—	1,123	25
TOTAL BRITISH EMPIRE	—	—	—	—	—	7,13,622	8,96,203	8,75,476	12,14,944	9,22,411
Sweden	—	—	—	—	—	466	32,777	55,220	42,220	61,220
Germany	—	—	—	—	—	4,25,570	2,26,262	4,17,116	2,07,008	2,24,220
Belgium	—	—	—	—	—	2,340	122	1,800	6,222	10,220
France	—	—	—	—	—	47,827	17,071	22,220	22,222	72,220
Spain	—	—	—	—	—	2,400	20,402	..
Switzerland	—	—	—	—	—	12,265	17,522	1,02,041	20,552	11,220
Italy (including Fiume)	—	—	—	—	—	22,707	27,511	21,224	75,265	41,220
Japan	—	—	—	—	—	2,265	1,212	24,220	42,220	1,72,220
United States of America— Via Atlantic Coast	—	—	—	—	—	52,208	6,102	12,227	22,220	16,220
Other Foreign Countries	—	—	—	—	—	4,222	2,220	..	1,046	2,411
TOTAL FOREIGN COUNTRIES	—	—	—	—	—	5,78,024	4,41,222	6,21,777	7,06,210	6,22,000
<i>Share of Bengal</i>	—	—	—	—	—	1,22,200	1,02,222	1,22,222	2,01,222	1,42,220
" <i>Bombay</i>	—	—	—	—	—	6,19,024	6,22,202	6,22,222	11,12,222	6,22,220
" <i>Sind</i>	—	—	—	—	—	64,122	44,202	20,772	1,21,220	26,220
" <i>Madras</i>	—	—	—	—	—	4,27,420	5,56,222	6,12,212	2,19,220	4,96,220
" <i>Burma</i>	—	—	—	—	—	7,222	6,272	12,222	22,227	22,220
TOTAL	—	—	—	—	—	12,91,721	12,37,222	15,57,222	19,20,763	15,47,220

No. 10—continued

ARTICLES AND COUNTRIES OF CONSIGNMENT; ALSO SHARE OF EACH PROVINCE	QUANTITY					VALUE				
	1931-32	1932-33	1933-34	1934-35	1935-36	1931-32	1932-33	1933-34	1934-35	1935-36
Machinery and Millwork—continued						R	R	R	R	R
<i>Machinery, not being Prime-movers or Electrical machinery—continued</i>										
Total Textile Machinery—										
United Kingdom (including Channel Islands)	—	—	—	—	—	2,18,76,005	2,36,58,798	2,13,26,518	2,82,42,771	2,83,53,448
Other British Possessions	—	—	—	—	—	1,406	4,494	89	..	185
TOTAL BRITISH EMPIRE	—	—	—	—	—	2,18,77,411	2,36,63,287	2,13,26,557	2,82,42,771	2,83,53,633
Finland	—	—	—	—	—	2,538	1,705	..	2,657	11,728
Sweden	—	—	—	—	—	19,457	41,693	78,070	48,578	83,133
Poland (including Danzig)	—	—	—	—	—	1,318	38,955	43,897	1,559	41,198
Germany	—	—	—	—	—	18,20,304	16,13,744	22,92,274	17,92,726	23,47,061
Netherlands	—	—	—	—	—	79,587	55,909	28,028	52,595	88,376
Belgium	—	—	—	—	—	46,598	45,810	57,538	68,111	56,099
France	—	—	—	—	—	1,53,154	1,08,261	1,25,659	2,06,264	2,49,226
Spain	—	—	—	—	—	1,51,788	1,95,701	2,70,499	3,26,017	3,31,885
Switzerland	—	—	—	—	—	1,49,172	89,186	4,11,138	1,58,510	3,28,776
Italy (including Fiume)	—	—	—	—	—	3,31,299	3,07,781	6,79,568	5,13,689	3,77,307
Austria	—	—	—	—	—	17,393	14,828	25,291	57,743	52,379
Czechoslovakia	—	—	—	—	—	31,492	55,177	22,707	6,898	31,979
Japan	—	—	—	—	—	1,24,464	2,18,279	4,78,579	5,07,822	7,00,547
United States of America— <i>Via Atlantic Coast</i>	—	—	—	—	—	4,64,359	4,00,972	2,55,055	3,77,244	11,74,385
Other Foreign Countries	—	—	—	—	—	50	504	8,171	18,539	104
TOTAL FOREIGN COUNTRIES	—	—	—	—	—	33,92,831	31,83,499	47,61,474	41,33,942	58,64,183
Share of Bengal	—	—	—	—	—	49,51,182	54,79,169	60,10,919	89,92,771	1,45,93,740
" Bombay	—	—	—	—	—	1,73,42,179	1,86,71,417	1,55,31,292	1,78,21,319	1,43,01,697
" Sind	—	—	—	—	—	4,81,056	4,18,310	5,70,150	20,82,074	8,15,449
" Madras	—	—	—	—	—	19,84,763	22,36,191	39,78,589	34,21,943	44,58,373
" Burma	—	—	—	—	—	31,955	61,699	37,081	77,606	48,557
TOTAL	—	—	—	—	—	2,47,70,242	2,68,46,786	2,60,89,031	3,23,76,713	3,42,17,816
Typewriters—										
Typewriters (III J)—	No.	No.	No.	No.	No.					
United Kingdom (including Channel Islands)	244	241	732	219	429	31,842	34,737	1,05,530	27,759	65,516
Straits Settlements	55	2	6	3	19	9,851	60	878	165	1,966
Other British Possessions	12	12	13	78	20	1,095	762	1,026	6,033	2,261
TOTAL BRITISH EMPIRE	311	255	751	300	468	42,788	35,559	1,06,934	33,957	69,743
Germany	293	91	306	391	1,549	47,229	17,039	34,534	49,214	1,51,276
Switzerland	2	..	1	2	142	455	..	474	609	10,440
Italy (including Fiume)	86	3	7	20	15	3,600	462	882	1,663	1,554
United States of America— <i>Via Atlantic Coast</i>	6,567	3,579	5,486	14,485	13,665	8,85,326	5,06,259	5,99,850	14,89,890	14,05,890
" Pacific	1	13	2	10	..	75	2,237	19,977	547
Other Foreign Countries	21	15	14	25	23	1,735	1,740	542	1,584	2,450
TOTAL FOREIGN COUNTRIES	6,964	3,609	5,827	14,925	15,404	9,44,135	5,25,575	6,38,519	15,02,937	16,02,166
Share of Bengal	4,893	2,196	4,426	11,625	10,788	6,45,938	3,01,583	4,72,739	11,74,481	11,29,050
" Bombay	1,471	1,089	1,093	1,693	2,645	2,39,959	1,51,192	1,36,327	3,03,056	3,09,515
" Sind	78	60	146	360	469	7,756	6,870	13,131	40,286	44,547
" Madras	302	379	325	1,354	1,659	78,041	80,831	1,11,657	1,56,219	2,08,246
" Burma	271	140	38	193	311	34,699	20,598	9,649	22,352	40,431
TOTAL	7,275	3,944	6,578	15,225	15,872	9,86,423	5,61,134	7,45,453	16,06,894	17,31,909

GENERAL IMPORTS

(228)

No. 10—continued

ARTICLES, AND COUNTRIES OF CONSIGNMENT; ALSO SHARE OF EACH PROVINCE	QUANTITY					VALUE				
	1931-32	1932-33	1933-34	1934-35	1935-36	1931-32	1932-33	1933-34	1934-35	1935-36
Machinery and Millwork—continued										
<i>Machinery, not being Prime-movers or Electrical machinery—continued</i>										
Parts and accessories of typewriters (III. J)—										
United Kingdom (including Channel Islands)	—	—	—	—	—	84,004	60,666	63,069	61,684	60,1
Other British Possessions	—	—	—	—	—	46	12	85
TOTAL BRITISH EMPIRE	—	—	—	—	—	84,050	60,678	63,154	61,684	60,1
Austria	—	—	—	—	—	992	5,116	2,176	568	8,1
United States of America—										
Via Atlantic Coast	—	—	—	—	—	2,53,205	69,189	1,25,621	1,30,655	69,1
" Pacific "	—	—	—	—	—	1,1
Other Foreign Countries	—	—	—	—	—	6,763	8,310	2,366	8,074	9,1
TOTAL FOREIGN COUNTRIES	—	—	—	—	—	2,65,968	77,616	1,31,168	1,48,791	80,1
Share of Bengal	—	—	—	—	—	2,04,263	57,617	1,22,439	1,39,298	79,1
" Bombay	—	—	—	—	—	42,122	39,233	37,222	49,021	43,1
" Sind	—	—	—	—	—	9,699	7,362	12,171	8,927	9,1
" Madras	—	—	—	—	—	25,226	19,440	19,244	20,792	22,1
" Burma	—	—	—	—	—	19,285	14,696	14,189	11,119	9,1
TOTAL	—	—	—	—	—	2,01,060	1,28,293	2,14,307	2,20,425	1,87,4
Other sorts of machinery (excluding printing machinery) (III. J)—										
United Kingdom (including Channel Islands)	—	—	—	—	—	92,23,291	93,07,167	89,64,775	1,12,76,019	1,22,92,2
Aden and Dependencies	—	—	—	—	—	1,200	189	252	1,800	2,0
Ceylon (excluding Maldives)	—	—	—	—	—	68,899	26,658	14,048	24,644	50,0
Straits Settlements	—	—	—	—	—	51,965	61,866	64,728	1,22,663	1,00,7
Kenya Colony	—	—	—	—	—	..	5,493	4	..	4
Canada—										
Via Atlantic Coast	—	—	—	—	—	9,265	8,119	6,312	592	5,4
Commonwealth of Australia	—	—	—	—	—	24,834	10,425	20,956	18,792	2,12,2
Other British Possessions	—	—	—	—	—	1,564	2,231	2,027	100	2,1
TOTAL BRITISH EMPIRE	—	—	—	—	—	92,81,169	95,09,249	90,71,122	1,14,56,679	1,27,76,4
Sweden	—	—	—	—	—	2,03,162	1,30,654	2,03,675	1,09,695	2,02,0
Norway	—	—	—	—	—	222	525	1,110	6,958	2,1
Denmark	—	—	—	—	—	1,27,684	97,215	7,26,026	2,49,197	22,16,0
Germany	—	—	—	—	—	22,41,619	17,67,907	26,86,962	24,03,614	41,58,2
Netherlands	—	—	—	—	—	99,621	1,21,556	1,11,585	59,353	1,97,0
Belgium	—	—	—	—	—	2,78,774	88,621	1,36,975	1,18,992	6,18,8
France	—	—	—	—	—	66,125	59,634	1,18,993	1,76,221	79,0
Switzerland	—	—	—	—	—	2,12,640	1,08,415	2,14,045	42,408	2,16,1
Italy (including Rome)	—	—	—	—	—	2,76,297	2,28,222	2,47,800	2,87,204	4,25,4
Austria	—	—	—	—	—	14,049	16,552	11,463	65,516	40,1
Czechoslovakia	—	—	—	—	—	21,054	96,153	86,620	62,211	48,1
Java	—	—	—	—	—	1,075	1,952	..	14,022	1,5
Borneo (Dutch)	—	—	—	—	—	8,727
Iraq	—	—	—	—	—	360	705	2,485	6,125	..
China (exclusive of Hong-kong and Macao)	—	—	—	—	—	1,400	2,926	17,055	21,177	13,0
Japan	—	—	—	—	—	1,61,822	1,23,272	1,80,686	2,66,090	6,12,0
Egypt	—	—	—	—	—	6,444	5,466	157	757	6,7
United States of America—										
Via Atlantic Coast	—	—	—	—	—	20,70,680	27,09,152	17,42,280	31,37,698	21,32,2
" Pacific "	—	—	—	—	—	2,40,262	85,793	63,564	64,387	28,1
Other Foreign Countries	—	—	—	—	—	875	2,949	2,866	1,022	2,8
TOTAL FOREIGN COUNTRIES	—	—	—	—	—	61,24,915	56,65,441	65,64,027	72,49,785	1,22,92,6

No. 10—continued

ARTICLES, AND COUNTRIES OF CONSIGNMENT; ALSO SHARE OF EACH PROVINCE	QUANTITY					VALUE				
	1931-32	1932-33	1933-34	1934-35	1935-36	1931-32	1932-33	1933-34	1934-35	1935-36
Machinery and Millwork—continued						R	R	R	R	R
<i>Machinery, not being Prime- movers or Electrical machinery—continued</i>										
<i>Other sorts of machinery (excluding printing machi- nery) (III, J)—continued</i>										
<i>Share of Bengal</i>	—	—	—	—	—	71,60,321	85,19,233	73,39,754	98,08,453	1,35,96,720
" <i>Bombay</i>	—	—	—	—	—	39,83,409	33,54,623	36,69,779	42,41,988	53,00,874
" <i>Sind</i>	—	—	—	—	—	13,63,710	8,39,564	12,92,536	10,06,018	14,59,908
" <i>Madras</i>	—	—	—	—	—	19,67,230	14,70,328	23,11,790	20,22,914	31,30,396
" <i>Burma</i>	—	—	—	—	—	10,41,514	9,41,042	10,21,290	16,27,041	15,38,428
TOTAL	—	—	—	—	—	1,55,16,084	1,51,74,790	1,56,35,149	1,87,06,414	2,50,76,120
Total value of Machinery and Miscellaneous—										
United Kingdom (including Channel Islands)	—	—	—	—	—	7,73,18,410	7,81,21,504	8,73,47,334	9,14,80,181	9,25,51,381
Aden and Dependencies	—	—	—	—	—	2,130	302	282	1,860	5,316
Ceylon (excluding Maldives)	—	—	—	—	—	2,16,762	2,00,639	1,91,040	2,57,533	3,41,114
Straits Settlements	—	—	—	—	—	1,05,879	1,25,922	1,61,474	2,23,241	2,04,601
Hongkong	—	—	—	—	—	3,703	60	5,468	20	12,945
Union of South Africa	—	—	—	—	—	3,506	7,625	8,380	1,948	2,834
Kenya Colony	—	—	—	—	—	1,685	9,660	7,518	2,592	1,784
Canada—										
Via Atlantic Coast	—	—	—	—	—	1,30,990	1,73,353	1,38,516	16,642	34,289
" Pacific "	—	—	—	—	—	4,376
Commonwealth of Australia	—	—	—	—	—	87,899	27,493	39,800	19,501	2,31,340
Other British Possessions	—	—	—	—	—	1,374	624	1,619	5,877	2,305
TOTAL BRITISH EMPIRE	—	—	—	—	—	7,78,72,338	7,86,67,282	8,78,95,807	9,20,09,393	9,38,68,589
Finland	—	—	—	—	—	2,707	1,705	189	3,006	13,958
Sweden	—	—	—	—	—	3,21,667	6,54,514	9,27,594	9,90,033	15,91,433
Norway	—	—	—	—	—	3,147	6,092	4,535	26,488	20,055
Denmark	—	—	—	—	—	2,13,276	1,48,921	7,92,271	4,97,525	23,66,194
Poland (including Danzig)	—	—	—	—	—	21,378	54,569	44,621	1,550	44,734
Germany	—	—	—	—	—	1,12,27,134	98,05,667	1,31,77,104	1,28,57,783	1,64,37,062
Netherlands	—	—	—	—	—	3,72,991	14,35,881	67,88,366	9,01,834	6,64,920
Belgium	—	—	—	—	—	26,78,232	33,61,937	42,59,632	16,74,037	27,52,829
France	—	—	—	—	—	5,89,736	2,92,182	4,83,466	17,19,910	5,96,101
Spain	—	—	—	—	—	1,53,902	2,00,355	2,76,005	3,26,310	3,37,776
Portugal (including Azores and Madeira)	—	—	—	—	—	5,226	..	5,684	6,794	3,345
Switzerland	—	—	—	—	—	9,39,933	5,38,407	10,64,942	7,06,364	15,49,345
Italy (including Fiume)	—	—	—	—	—	13,32,934	7,34,185	13,16,427	12,09,537	12,40,105
Austria	—	—	—	—	—	2,02,232	75,368	1,42,071	2,91,997	2,81,414
Hungary	—	—	—	—	—	..	34,143	1,03,264	81,936	13,36,017
Czechoslovakia	—	—	—	—	—	1,45,783	3,68,104	14,99,163	5,51,628	4,11,508
Iraq	—	—	—	—	—	2,580	755	4,303	23,199	3,403
Java	—	—	—	—	—	1,845	2,362	19,765	49,800	2,41,427
Borneo (Dutch)	—	—	—	—	—	8,727
China (exclusive of Hong- kong and Macao)	—	—	—	—	—	2,665	6,180	19,147	24,373	13,583
Japan	—	—	—	—	—	3,74,397	4,14,060	7,77,254	11,24,764	17,84,036
Egypt	—	—	—	—	—	6,574	6,076	3,994	782	7,389
United States of America— Via Atlantic Coast	—	—	—	—	—	1,11,73,924	74,66,939	74,50,777	1,07,01,332	1,09,88,597
" Pacific "	—	—	—	—	—	10,37,759	6,44,597	6,22,303	7,76,337	7,24,524
Other Foreign Countries	—	—	—	—	—	3,131	3,839	6,359	5,512	9,322
TOTAL FOREIGN COUNTRIES	—	—	—	—	—	3,13,61,259	2,67,56,778	3,97,97,064	3,43,10,570	4,34,00,393

GENERAL IMPORTS

No. 10—continued

ARTICLES, AND COUNTRIES OF CONSIGNMENT; ALSO SHARE OF EACH PROVINCE	QUANTITY					VALUE				
	1931-32	1932-33	1933-34	1934-35	1935-36	1931-32	1932-33	1933-34	1934-35	1935-36
Machinery and Millwork—concluded						B	B	B	B	B
<i>Total value of Machinery and Millwork—continued</i>										
Share of Bengal	—	—	—	—	—	3,21,39,451	4,01,17,180	5,15,59,198	4,64,85,216	5,93,88,690
“ Bombay	—	—	—	—	—	3,57,79,875	3,66,75,008	4,21,69,751	4,28,77,712	3,99,76,577
“ Sind	—	—	—	—	—	1,39,39,819	1,12,76,645	1,27,15,999	1,08,16,968	1,01,96,823
“ Madras	—	—	—	—	—	1,36,63,652	1,07,66,047	1,44,71,123	1,58,05,229	1,67,01,737
“ Burma	—	—	—	—	—	1,39,10,307	65,90,180	67,76,800	1,13,34,828	1,05,25,100
TOTAL	—	—	—	—	—	10,92,38,597	10,54,24,060	12,76,02,871	12,68,10,003	13,67,88,987
Manures (excluding oil cake)—										
Nitrogenous—										
Nitrate of Soda (II. B)—										
United Kingdom (including Channel Islands)	Tons	Tons	Tons	Tons	Tons	57,016	38,039	64,541	68,538	62,121
Ceylon (excluding Maldives)	100	14,255
Straits Settlements	2	120
TOTAL BRITISH EMPIRE	547	297	526	603	628	71,271	38,039	64,541	68,538	62,241
Norway	313	368	538	397	905	40,566	34,408	64,574	40,798	93,849
Germany	520	165	205	99	229	66,202	21,816	25,396	10,578	29,879
Belgium	331	454	659	1,130	569	43,101	56,862	75,179	45,218	54,229
Jugo-Slavia (Kingdom of the Serbs, Croats and Slovenes)	77	200	200	6,600	17,340	18,413
Japan	100	..	35	8,549	..	3,160
United States of America—										
Vid Atlantic Coast	295	395	..	32,527	34,865	..
Chile (including the Pacific Coast of Patagonia)	..	45	116	695	58	..	5,720	8,764	64,185	5,616
Other Foreign Countries	13	10	1	..	35	2,402	1,429	258	..	2,416
TOTAL FOREIGN COUNTRIES	1,472	943	1,691	2,916	2,086	1,85,098	1,20,235	1,69,220	2,12,974	2,08,562
<i>Share of Bengal</i>	1,408	539	1,061	1,943	925	1,76,977	63,793	1,32,485	1,19,433	90,122
“ Bombay	390	408	547	489	376	49,354	51,461	66,314	52,632	37,366
“ Sind	133	168	225	153	191	18,638	21,598	26,514	16,299	13,755
“ Madras	80	125	334	929	720	10,360	16,422	37,948	38,133	74,430
“ Burma	10	2	1,550	120
TOTAL	2,019	1,240	2,217	3,519	2,714	2,56,369	1,58,274	2,53,761	2,76,512	2,70,803
Sulphate of Ammonia (II. B)—										
United Kingdom (including Channel Islands)	Tons	Tons	Tons	Tons	Tons	16,78,174	36,78,721	28,23,622	39,22,840	45,41,645
Ceylon (excluding Maldives)	19	..	295	2,854	..	29,928
Canada—										
Vid Atlantic Coast	..	1	78
TOTAL BRITISH EMPIRE	16,167	26,038	29,252	40,065	46,100	18,76,028	36,78,799	28,53,550	39,22,840	45,41,645
Germany	120	286	10	..	100	14,545	34,080	1,635	..	10,034
Netherlands	40	20	42	4,281
Belgium	100	1,257	25	9,334	1,24,218	2,306
Japan	31	248	120	2,577	22,396	12,011	..
United States of America—										
Vid Atlantic Coast	670	160	57,671	16,776
“ Pacific “	250	22,500	5	..
TOTAL FOREIGN COUNTRIES	220	1,574	548	790	285	24,399	1,60,912	50,762	69,687	20,015
<i>Share of Bengal</i>	3,189	19,395	3,587	6,995	3,370	3,55,329	10,25,523	5,49,221	6,57,679	3,63,961
“ Bombay	4,385	6,365	7,567	11,629	9,855	6,21,325	6,47,662	7,12,391	10,04,938	9,30,557
“ Sind	20	..	148	365	1,731	2,616	..	14,416	54,609	1,07,217
“ Madras	3,393	20,941	16,480	21,670	20,370	10,30,700	21,60,304	16,36,426	22,32,304	26,53,639
“ Burma	5	11	18	119	159	553	1,193	1,853	12,347	16,955
TOTAL	16,387	37,612	29,800	40,875	46,385	19,00,427	38,34,711	29,04,312	39,92,527	46,70,600

No. 10—continued

ARTICLES, AND COUNTRIES OF CONSIGNMENT; ALSO SHARE OF EACH PROVINCE	QUANTITY					VALUE				
	1931-32	1932-33	1933-34	1934-35	1935-36	1931-32	1932-33	1933-34	1934-35	1935-36
	Tons	Tons	Tons	Tons	Tons	R	R	R	R	R
Manures (excluding Oloake)— continued										
Nitrogenous—continued										
Others (U. S.)— United Kingdom (including Channel Islands)	288	291	28	88,020	88,055	2,180
Other British Possessions	3	7	1	247	2,976	50
TOTAL BRITISH EMPIRE	3	7	288	291	24	247	2,976	88,020	88,055	2,230
Italy (including Fiume)	900	100	..	100	100	81,572	8,535	..	8,710	8,877
Jugo-Slavia (Kingdom of the Serbs, Croats and Slovenes)	300	300	320	300	357	25,954	25,500	27,346	26,715	31,571
Japan	267	17	20,609	1,336	..
Other Foreign Countries	20	..	7	151	70	1,890	4	1,045
TOTAL FOREIGN COUNTRIES	1,200	460	607	417	464	1,08,677	84,105	68,935	36,765	41,493
Share of Bengal	900	3	117	215	457	81,572	2,580	32,241	18,587	40,446
" Bombay	2	108	221	..	12	383	14,767	38,047	..
" Sind	120	45	..	3	..
" Madras	303	402	655	202	25	27,320	34,073	60,557	18,178	2,697
" Burma	6	578
TOTAL	1,203	407	890	708	488	1,08,924	87,081	99,955	74,820	48,723
Potassic—										
Muriate of Potash (U. S.)—										
United Kingdom (including Channel Islands)	50	..	100	16	27	6,542	..	10,183
Palestine	450	600	1,050	431	..	67,065	78,883	1,11,600	42,215
Ceylon (excluding Maldives)	150	20,979
TOTAL BRITISH EMPIRE	..	600	650	1,050	531	16	88,071	85,430	1,11,600	52,348
Germany	3,258	1,024	1,155	875	1,086	3,85,405	1,41,932	1,48,326	89,832	1,03,580
Netherlands	100	..	100	12,761	..	10,500
Belgium	1,475	10	282	845	475	1,82,280	2,842	35,958	86,521	44,518
France	185	50	225	355	250	23,438	6,841	30,692	40,047	24,166
Spain	800	1,12,657
Switzerland	100	18,340
Egypt	129	802	700	802	904	12,100	1,00,511	84,408	72,841	85,857
Other Foreign Countries	10	30	1,310	2,620
TOTAL FOREIGN COUNTRIES	5,047	2,786	2,462	2,887	2,845	6,03,173	3,78,123	3,12,145	2,90,551	2,72,241
Share of Bengal	2,589	1,502	1,115	1,208	1,154	3,01,264	1,97,930	1,33,219	1,12,414	1,08,469
" Bombay	10	9	2	1,215	1,180	194
" Sind	10	1,136
" Madras	2,433	1,384	1,997	2,720	2,220	2,99,574	2,03,264	2,61,756	2,88,557	2,15,636
TOTAL	5,047	3,386	3,112	3,937	3,875	6,03,180	4,66,104	3,95,575	4,02,151	3,24,690
Others (U. S.)—										
United Kingdom (including Channel Islands)	141	40	345	20	6	23,060	7,197	42,110	2,500
Palestine	65	..	100	156	..	6,369	..	5,903	16,170
TOTAL BRITISH EMPIRE	..	226	40	445	176	6	29,429	7,197	48,013	19,470
Germany	1,151	112	296	1,000	467	1,09,268	20,514	45,814	1,15,618	62,004
Netherlands	25	25	206	1,110	3,845	22,084
Belgium	895	70	335	200	20	30,636	12,224	34,853	18,971	2,342
France	21	75	200	3,386	8,250	21,000
Other Foreign Countries	1	25	..	50	30	100	1,828	..	3,794	4,204
TOTAL FOREIGN COUNTRIES	1,547	207	677	1,350	923	1,40,004	34,564	85,172	1,50,473	1,01,630
Share of Bengal	1,175	115	215	621	216	33,326	19,750	32,526	75,081	23,644
" Bombay	12	..	15	10	32	1,754	..	2,257	1,041	2,420
" Sind	10	1,424
" Madras	350	318	487	1,105	851	48,888	44,243	57,588	1,22,364	91,938
TOTAL	1,547	438	717	1,796	1,069	1,40,010	63,993	92,369	1,98,486	1,21,100

GENERAL IMPORTS

ARTICLES, AND COUNTRIES OF CONSIGNMENT; ALSO SHARE OF EACH PROVINCE	QUANTITY					VALUE				
	1931-32	1932-33	1933-34	1934-35	1935-36	1931-32	1932-33	1933-34	1934-35	1935-36
	Tons	Tons	Tons	Tons	Tons	₹	₹	₹	₹	₹
Manures (excluding Oilcake)—continued										
Phosphate—										
Super-phosphate (II. S)—										
United Kingdom (including Channel Islands)	106	71	103	65	3	6,370	9,341	10,305	7,390	931
Ceylon (excluding Maldives)	89	13,223
Union of South Africa	325	600	15,404	23,209	..
Other British Possessions	..	3	2	..	440	153
TOTAL BRITISH EMPIRE	195	74	427	665	5	20,095	10,251	26,209	26,199	1,084
Germany	130	252	170	9,334	14,166	3,041
Netherlands	2,004	672	535	375	1,103	1,16,544	53,080	46,246	23,577	75,673
Belgium	1,314	595	215	525	733	99,351	41,536	21,231	57,410	60,724
Austria	20	1,099
Japan	340	1,975	1,753	3,035	4,459	24,723	91,421	1,32,277	2,33,479	3,21,541
Egypt	150	6,490	..
TOTAL FOREIGN COUNTRIES	3,788	3,404	2,573	4,085	6,478	2,51,002	2,00,203	1,90,908	3,10,956	4,65,979
Share of Bengal	2,539	2,166	1,642	1,164	3,095	1,64,320	37,622	1,25,464	95,436	1,43,924
.. Bombay	5	3	12	155	196	314	2,661	371	10,811	14,323
.. Sind	12	..	11	20	20	623	..	721	997	1,033
.. Madras	1,427	1,304	1,415	3,401	4,167	1,15,335	1,10,136	83,967	2,36,072	3,01,177
.. Burma	20	10	5	1,099	3,790	1,033
TOTAL	3,933	3,473	3,000	4,750	6,483	2,71,097	2,10,484	2,17,112	3,47,155	4,67,064
Others (II. S)—										
United Kingdom (including Channel Islands)	30	..	1,124	59	1,036	2,334	603	1,58,733	10,599	2,22,244
Reycheles	400	3,710
Other British Possessions	30	50	1,324	1,342
TOTAL BRITISH EMPIRE	460	..	1,124	59	1,726	12,438	603	1,58,733	10,599	2,24,086
Germany	60	80	31	2,319	3,731	12,638
Netherlands	100	125	175	100	..	4,430	5,695	3,091	4,445
Belgium	753	401	402	330	1,312	33,016	25,233	23,630	22,091	44,556
Italy (including Fiume)	21	305	1,037	7,740
Japan	125	400	500	5,272	31,319	37,110
Egypt	60	202	52	102	303	2,369	9,958	2,525	5,013	12,242
United States of America— Via Atlantic Coast	200	23,600
TOTAL FOREIGN COUNTRIES	894	1,088	935	1,037	2,215	42,791	50,322	73,460	66,519	93,363
Share of Bengal	333	553	1,712	310	300	22,364	19,011	2,00,145	19,395	14,334
.. Bombay	7	339	1,713
.. Madras	430	330	390	305	3,031	35,985	31,323	30,379	57,323	3,03,141
.. Burma	30	3,074
TOTAL	1,354	1,088	2,109	1,116	3,951	55,229	50,925	2,32,243	77,116	3,22,440
Compounds—										
Ammonium Phosphate (II. S)—										
United Kingdom (including Channel Islands)	3	754	3,773	6,634	4,704	1,030	1,30,395	5,60,044	10,13,334	6,32,334
Germany	20	3	12,029	2,403
Netherlands	50	7,209
United States of America— Via Atlantic Coast	100	35	734	325	..	13,990	3,630	1,10,442	1,11,002
.. Pacific	20	150	..	35	..	4,552	27,444	..	5,275	..
Other Foreign Countries	3	..	1	4,533	..	625	10	..
TOTAL FOREIGN COUNTRIES	93	257	26	319	325	23,373	43,842	4,255	1,15,738	1,11,604

No. 10--continued

ARTICLES, AND COUNTRIES OF CONSIGNMENT; ALSO SHARE OF EACH PROVINCE	QUANTITY					VALUE				
	1931-32	1932-33	1933-34	1934-35	1935-36	1931-32	1932-33	1933-34	1934-35	1935-36
Fertilizers (excluding Oilcake)— continued						R	R	R	R	R
Compounds—continued	Tons	Tons	Tons	Tons	Tons					
Ammonium Phosphate (II. S) —continued										
Share of Bengal	51	325	3,655	6,094	5,096	7,348	48,365	5,40,708	9,26,890	7,37,423
" Bombay	18	3	1	12,279	2,408	625
" Sind	1	675
" Madras	3	371	125	1,327	433	405	1,01,030	20,540	1,37,870	56,513
" Burma	29	308	23	182	..	2,902	27,444	2,432	19,307	..
TOTAL	101	1,007	3,804	7,508	5,529	20,433	1,79,237	5,64,299	11,34,067	7,93,936
Fish Manures (II. S)—	Tons	Tons	Tons	Tons	Tons					
Seychelles	1	..	252	50	..	3,802
Other British Possessions	27	56	13	29	59	1,999	5,404	857	1,638	5,070
TOTAL BRITISH EMPIRE	28	56	265	29	59	2,049	5,404	4,749	1,638	5,070
Maskat Territory and Tru- cial Oman	1,411	1,526	641	827	1,175	1,19,929	1,16,869	42,945	69,987	87,920
Other Native States in Arabia	22	..	62	1	32	1,748	..	5,032	65	2,408
Iran	236	76	89	86	213	19,494	4,136	3,162	5,118	16,519
Japan	200	15,940	30
Other Foreign Countries	48	17	8,099	2,611	4
TOTAL FOREIGN COUNTRIES	1,717	1,619	742	1,114	1,420	1,49,270	1,23,616	51,139	91,110	1,06,876
Share of Bombay	711	369	638	760	782	57,649	71,193	47,030	60,098	65,003
" Sind	982	753	149	362	376	36,269	51,329	4,354	31,639	45,295
" Madras	49	54	280	21	21	5,861	6,553	9,454	961	2,548
" Burma	3	1,540
TOTAL	1,745	1,675	1,007	1,143	1,479	1,51,319	1,29,030	60,888	92,746	1,12,846
Other kinds (II. S)—	Tons	Tons	Tons	Tons	Tons					
United Kingdom (including Channel Islands)	230	156	2,690	347	504	83,911	29,365	4,08,755	45,846	62,555
Ceylon (excluding Maldives).	114	14	8	13	19	13,986	229	139	1,289	708
Seychelles	1,026	41,348
Other British Possessions	40	28	94	..	2	2,940	2,092	3,859	..	417
TOTAL BRITISH EMPIRE	384	1,224	2,792	360	519	50,887	73,029	4,12,753	47,135	63,680
Germany	67	250	50	14,811	12,225	7,537	17	..
Belgium	4	238	10	185	..	1,849	20,938	585	7,146	..
Italy (including Fiume)	1	..	500	1	..	17	..	45,811	749
Maskat Territory and Tru- cial Oman	124	30	5	31	..	9,680	1,482	257	642	..
Japan	95	15	..	18	..	3,138	2,040
Egypt	500	45,112
United States of America—										
Via Atlantic Coast	100	119	94	17,355
" Pacific	25	16
Other Foreign Countries	132	87	33	18	71	7,523	5,994	3,320	414	3,292
TOTAL FOREIGN COUNTRIES	337	1,126	98	774	187	33,032	83,776	11,699	62,737	23,442

GENERAL IMPORTS

(234)

No. 10—continued

ARTICLES, AND COUNTRIES OF CONSIGNMENT; ALSO SHARE OF EACH PROVINCE	QUANTITY					VALUE				
	1931-32	1932-33	1933-34	1934-35	1935-36	1931-32	1932-33	1933-34	1934-35	1935
	Tons	Tons	Tons	Tons	Tons	Rs	Rs	Rs	Rs	Rs
<i>Manures (excluding Oilcake)— continued</i>										
<i>Compounds—concluded</i>										
<i>Other kinds (H. S)—continued</i>										
Share of Bengal	47	1,780	2,765	243	51	7,570	1,11,318	4,17,795	86,087	2,11
" Bombay	69	7	3	62	356	8,122	367	1,309	5,954	64,48
" Sind	291	64	89	42	6	19,943	2,216	4,122	1,092	10
" Madras	234	449	18	34	142	28,220	39,750	724	6,308	20,8
" Burma	20	50	..	23	150	19,302	4,456	..	10,505	18,41
TOTAL	711	2,350	2,800	1,184	706	84,769	1,58,205	4,24,452	1,00,922	87,10
Total Manures—	Tons	Tons	Tons	Tons	Tons					
United Kingdom (including Channel Islands)	16,064	37,491	37,549	48,480	52,780	19,74,271	29,11,519	40,78,909	51,40,347	55,28,122
Palestine	560	600	1,150	587	..	75,248	76,888	1,17,508	58,125
Ceylon (excluding Maldives).	265	191	212	34	14	46,008	23,090	37,629	2,230	771
Union of South Africa	325	600	50	15,404	28,209	1,62
Seychelles	461	1,028	252	8,760	41,843	7,892
Other British Possessions	57	8	90	8	45	4,278	788	4,154	640	4,10
TOTAL BRITISH EMPIRE	17,787	39,276	39,137	50,272	54,482	20,24,017	40,52,026	42,14,276	52,07,949	56,55,08
Norway	313	269	538	397	905	40,866	34,408	64,574	40,798	98,84
Germany	5,326	2,172	1,797	1,974	2,112	6,15,114	2,50,967	2,41,296	2,16,089	2,03,633
Netherlands	2,084	789	876	575	1,509	1,28,431	60,218	70,210	25,512	1,19,100
Belgium	4,378	2,956	1,904	2,215	2,144	4,07,088	2,28,893	1,92,161	2,37,357	2,09,620
France	198	60	246	430	450	25,857	8,260	34,078	48,297	45,196
Spain	800	1,12,657
Switzerland	100
Italy (including Fiume)	921	481	1	600	101	82,559	18,128	90	54,021	9,820
Czechoslovakia	300	26,715	..
Jugo Slavia (Kingdom of the Serbs, Croats and Slovenes)	300	350	397	200	567	26,954	29,989	33,946	17,240	40,9
Iraq	69	5,981
Mascat Territory and Tru- cial Oman	1,556	1,556	646	858	1,175	1,29,659	1,18,351	43,302	70,629	87,080
Other Native States in Arabia	29	5	62	10	38	2,072	109	5,038	255	2,643
Iran	226	102	39	88	213	19,494	5,196	3,168	5,182	16,519
Japan	340	2,006	2,525	3,928	5,079	24,728	94,011	1,91,417	2,98,213	3,71,721
Egypt	189	1,504	772	1,054	1,207	14,969	1,54,681	88,828	84,849	98,099

No. 10—continued

ARTICLES, AND COUNTRIES OF CONSIGNMENT; ALSO SHARE OF EACH PROVINCE	QUANTITY					VALUE				
	1931-32	1932-33	1933-34	1934-35	1935-36	1931-32	1932-33	1933-34	1934-35	1935-36
	Tons	Tons	Tons	Tons	Tons	Rs	Rs	Rs	Rs	Rs
Manures (excluding Oilcake)— concluded										
Total Manures—continued										
United States of America— <i>Via Atlantic Coast</i>	295	100	225	1,849	1,085	82,737	18,999	27,280	2,03,072	1,45,732
" <i>Pacific</i> "	20	150	250	85	..	4,558	27,444	22,500	5,805	16
Chile (including the Pacific Coast of Patagonia)	45	115	695	53	..	5,720	8,764	64,185	5,616
Other Foreign Countries	76	6	20	3	..	5,615	298	1,009	190	4
TOTAL FOREIGN COUNTRIES	16,310	13,400	10,409	16,209	17,728	15,66,719	12,86,898	10,27,690	14,07,555	14,59,213
Share of Bengal	12,764	17,383	17,759	19,463	19,164	12,01,424	15,91,025	21,44,399	21,41,521	20,30,476
" <i>Bombay</i>	5,580	7,562	8,862	13,405	12,099	6,52,524	7,75,729	8,47,721	11,74,799	11,48,050
" <i>Sind</i>	1,459	934	632	1,142	2,049	1,31,228	75,888	50,127	1,04,510	1,75,222
" <i>Madras</i>	14,227	26,378	22,221	32,055	38,562	16,92,032	28,12,049	21,04,327	32,38,625	37,25,031
" <i>Burma</i>	67	389	51	408	335	22,268	33,093	5,391	45,949	26,422
TOTAL	34,097	52,676	49,546	66,481	72,210	36,00,736	52,88,784	52,41,966	67,05,504	71,14,302
Matches—										
<i>Safety (III. U)—</i>										
United Kingdom (including Channel Islands)	2,823	1,804	3,070	1,867	2,167	8,176	5,905	9,436	4,720	6,186
Straits Settlements	346	11	720	4,823	1	994	24	1,621	12,997	3
Other British Possessions	17	55	1,000	7	6	28	36	1,806	17	23
TOTAL BRITISH EMPIRE	3,186	1,870	4,790	6,621	2,174	9,198	5,965	12,863	17,748	6,162
Sweden	92,395	32,650	46,819	9,000	5,195	82,807	31,212	40,876	10,591	9,315
Germany	1	251	..	6,878	130	538	852	..	7,329	849
Japan	127	10,005	11,703	15,089	16,250	49	4,453	6,336	7,088	8,003
Other Foreign Countries	715	389	294	878	14	781	524	488	1,608	39
TOTAL FOREIGN COUNTRIES	93,238	43,295	58,816	31,820	21,589	84,170	37,051	47,700	27,056	17,706
Share of Bengal	1,134	905	16,939	26,411	17,171	4,407	3,734	12,617	22,388	19,441
" <i>Bombay</i>	58,659	26,799	23,504	692	755	45,708	17,194	23,213	1,582	1,769
" <i>Sind</i>	29,400	15,200	15,397	4,042	5,327	34,211	17,904	18,990	6,545	2,494
" <i>Madras</i>	6,588	1,712	362	109	137	7,090	1,920	748	141	288
" <i>Burma</i>	643	1,558	2,404	5,087	473	1,952	2,264	8,001	14,143	1,776
TOTAL	96,424	45,165	63,606	38,341	23,763	98,368	43,015	60,568	44,799	23,868
Other sorts (III. U)—										
TOTAL BRITISH EMPIRE	1	102	112	254	..	303	64	1,027	705	..

GENERAL IMPORTS

No. 10—continued

ARTICLES, AND COUNTRIES OF CONSIGNMENT; ALSO SHARE OF EACH PROVINCE	QUANTITY					VALUE				
	1931-32	1932-33	1933-34	1934-35	1935-36	1931-32	1932-33	1933-34	1934-35	1935-36
	Gross of Boxes	Gross of Boxes	Gross of Boxes	Gross of Boxes	Gross of Boxes	₹	₹	₹	₹	₹
Matches—continued										
<i>Other sorts (III. U)—contd.</i>										
Sweden	8,750	10,200	15,000	10,000	58,450	11,862	7,969	12,197	10,628	61,596
Germany	5,800	24,800	5,970	20,200
Other Foreign Countries	1,252	608
TOTAL FOREIGN COUNTRIES.	8,750	11,452	15,000	15,800	83,250	11,862	8,577	12,197	16,598	81,804
<i>Share of Bengal</i>	<i>1</i>	<i>11,551</i>	<i>15,112</i>	<i>6,954</i>	<i>24,200</i>	<i>205</i>	<i>2,220</i>	<i>12,224</i>	<i>6,678</i>	<i>23,206</i>
" <i>Sind</i>	<i>8,750</i>	<i>1</i>	<i>..</i>	<i>10,000</i>	<i>58,450</i>	<i>11,862</i>	<i>6</i>	<i>..</i>	<i>10,628</i>	<i>61,596</i>
" <i>Madras</i>	<i>..</i>	<i>2</i>	<i>..</i>	<i>..</i>	<i>..</i>	<i>..</i>	<i>6</i>	<i>..</i>	<i>..</i>	<i>..</i>
TOTAL	8,751	11,554	15,112	16,054	83,250	11,867	8,641	12,224	17,306	84,804
Total Matches—	Gross of Boxes	Gross of Boxes	Gross of Boxes	Gross of Boxes	Gross of Boxes					
United Kingdom (including Channel Islands)	2,824	1,906	3,182	2,145	2,167	5,431	5,969	10,472	5,434	6,136
Straits Settlements	246	..	720	4,623	1	904	..	1,621	12,007	1
Other British Possessions	17	66	1,000	7	0	22	60	1,806	17	22
TOTAL BRITISH EMPIRE.	3,187	1,972	4,902	6,775	2,174	6,402	6,029	12,900	18,448	6,159
Sweden	101,145	42,850	61,819	10,000	68,645	94,869	39,161	52,072	21,159	70,912
Germany	1	251	..	12,078	24,930	533	952	..	12,799	22,556
Japan	127	11,255	11,703	15,069	16,250	49	5,056	6,325	7,062	8,008
Other Foreign Countries	715	391	294	873	14	767	529	482	1,608	29
TOTAL FOREIGN COUNTRIES.	101,988	54,747	73,816	47,620	104,899	95,732	45,638	59,879	42,654	1,02,510
<i>Share of Bengal</i>	<i>1,128</i>	<i>12,426</i>	<i>32,051</i>	<i>34,465</i>	<i>41,971</i>	<i>4,712</i>	<i>12,264</i>	<i>25,251</i>	<i>29,092</i>	<i>33,647</i>
" <i>Bombay</i>	<i>58,829</i>	<i>25,790</i>	<i>22,504</i>	<i>692</i>	<i>755</i>	<i>45,708</i>	<i>17,194</i>	<i>22,212</i>	<i>1,622</i>	<i>1,769</i>
" <i>Sind</i>	<i>38,150</i>	<i>16,201</i>	<i>15,397</i>	<i>14,043</i>	<i>63,677</i>	<i>45,773</i>	<i>17,910</i>	<i>18,290</i>	<i>17,172</i>	<i>71,092</i>
" <i>Madras</i>	<i>6,528</i>	<i>1,714</i>	<i>362</i>	<i>109</i>	<i>127</i>	<i>7,090</i>	<i>1,925</i>	<i>742</i>	<i>141</i>	<i>222</i>
" <i>Burma</i>	<i>642</i>	<i>1,552</i>	<i>2,404</i>	<i>5,027</i>	<i>472</i>	<i>1,922</i>	<i>2,264</i>	<i>5,201</i>	<i>16,142</i>	<i>1,776</i>
TOTAL	105,175	56,719	78,718	54,395	107,018	1,05,225	51,657	72,797	62,102	1,08,672
Match-making Materials—										
<i>Undipped splints (III. U)—</i>										
TOTAL BRITISH EMPIRE	Lbs.	Lbs.	Lbs.	Lbs.	Lbs.	..	22	18
TOTAL FOREIGN COUNTRIES.	..	2	..	90	1	..	24	..
<i>Share of Bombay</i>	<i>..</i>	<i>45</i>	<i>..</i>	<i>90</i>	<i>..</i>	<i>..</i>	<i>24</i>	<i>..</i>	<i>24</i>	<i>..</i>
" <i>Madras</i>	<i>..</i>	<i>..</i>	<i>127</i>	<i>..</i>	<i>..</i>	<i>..</i>	<i>..</i>	<i>18</i>	<i>..</i>	<i>..</i>
TOTAL	..	45	127	90	24	18	24	..
Veneers for match boxes and empty boxes (III. U)—	Lbs.	Lbs.	Lbs.	Lbs.	Lbs.	..	44
Japan	881	44

No. 10—continued

ARTICLES, AND COUNTRIES OF CONSIGNMENT; ALSO SHARE OF EACH PROVINCE	QUANTITY					VALUE				
	1931-32	1932-33	1933-34	1934-35	1935-36	1931-32	1932-33	1933-34	1934-35	1935-36
Match-making Materials—continued						R	R	R	R	R
<i>Veneers for match boxes and empty boxes (Ill. U)—contd.</i>	Lbs.	Lbs.	Lbs.	Lbs.	Lbs.					
Share of Bombay	881	44
Total Match-making Materials—	Lbs.	Lbs.	Lbs.	Lbs.	Lbs.					
TOTAL BRITISH EMPIRE	48	127	28	18
TOTAL FOREIGN COUNTRIES	..	883	..	90	45	..	34	..
Share of Bombay	926	..	90	68	..	34	..
" Madras	127	18
TOTAL	926	127	90	68	18	34	..
Mats and Matting, except coir and rubber (Ill. U)—	Sq. yards	Sq. yards	Sq. yards	Sq. yards	Sq. yards					
Ceylon (excluding Maldives).	23,025	23,329	18,113	16,726	16,027	10,508	7,330	5,434	4,274	3,647
Straits Settlements . . .	47,404	44,975	45,485	45,134	51,670	27,860	17,799	15,297	13,315	14,395
Hongkong	174,668	184,414	205,109	199,040	115,643	39,636	41,059	44,552	25,041	27,714
Other British Possessions .	15,271	7,857	3,789	7,304	13,877	3,795	4,055	1,882	1,459	5,754
TOTAL BRITISH EMPIRE . .	260,968	260,575	272,556	178,213	202,317	51,798	70,243	67,165	44,089	52,010
China (exclusive of Hong- kong and Macao)	197,224	170,823	231,395	221,498	170,721	59,353	51,408	58,129	52,330	52,042
Japan	1,019,659	1,394,766	2,355,300	2,331,177	4,379,305	1,92,504	2,58,493	3,15,325	4,15,675	4,71,697
Other Foreign Countries . .	118,145	54,257	43,697	76,992	34,662	12,479	6,054	5,068	5,555	2,433
TOTAL FOREIGN COUNTRIES	1,335,028	2,119,871	2,645,392	3,629,667	4,585,168	2,64,336	3,15,955	3,78,522	4,74,060	5,26,227
Share of Bengal	465,739	1,123,544	1,342,186	1,323,059	1,399,964	1,02,063	1,33,745	1,69,879	2,32,969	2,40,244
" Bombay	623,255	886,115	1,123,910	1,260,605	1,434,133	1,43,664	1,76,633	2,07,782	1,92,920	2,07,336
" Sind	154,747	114,321	37,044	202,311	231,701	19,396	16,305	9,364	21,475	21,404
" Madras	36,303	90,391	195,317	270,268	650,979	41,233	30,613	37,510	40,344	54,692
" Burma	162,992	184,075	164,491	251,156	573,026	39,779	35,347	23,155	30,441	54,031
TOTAL	1,595,996	2,380,446	2,913,448	3,807,280	4,787,405	3,46,134	3,86,198	4,45,637	5,13,149	5,73,237
Metals and Ores—										
Aluminium—										
Unwrought (Ingots, blocks, bars, etc.) (Ill. L)—	Cwts.	Cwts.	Cwts.	Cwts.	Cwts.					
United Kingdom (includ- ing Channel Islands) . .	10	55	75	98	143	1,266	4,301	4,933	6,559	8,609
Ceylon (excluding Maldives)	115	109	2,060	1,291	3
TOTAL BRITISH EMPIRE . .	125	164	75	98	143	3,326	5,592	4,933	6,559	8,612
TOTAL FOREIGN COUNTRIES	10	..	50	995	1	4,023	..	3

GENERAL IMPORTS

(238)

No. 10—continued

ARTICLES, AND COUNTRIES OF CONSIGNMENT; ALSO SHARE OF EACH PROVINCE	QUANTITY					VALUE				
	1931-32	1932-33	1933-34	1934-35	1935-36	1931-32	1932-33	1933-34	1934-35	1935-36
						R	R	R	R	R
Metals and Ores—continued										
Aluminium—continued										
Unwrought (ingots, blocks, bars, etc.) (III. L)—contd.	Cwts.	Cwts.	Cwts.	Cwts.	Cwts.					
Share of Bengal	8	52	51	98	142	64	4,109	3,122	6,559	2,440
„ Bombay	21	2	74	1,695	138	6,474
„ Madras	118	110	1	2,262	1,346	97
„ Burma	3
TOTAL	141	164	125	96	143	4,021	5,598	9,606	6,559	2,440
Wrought—										
Circles (III. L)—										
United Kingdom (including Channel Islands)	8,800	7,951	16,778	19,970	15,037	6,38,877	7,09,419	18,51,472	18,17,622	11,32,493
Straits Settlements	9	521
Canada—										
Via Atlantic Coast	2,479	258	3,095	10,850	2,199	1,62,498	17,515	2,19,589	7,92,649	1,51,802
TOTAL BRITISH EMPIRE	11,079	8,209	19,873	30,820	17,845	8,01,375	7,26,934	15,71,061	21,00,271	12,84,295
Germany	5,428	157	4,168	124	16,308	2,24,128	10,500	2,01,914	9,432	10,32,845
Belgium	585	22,282
France	2,406	584	5,91,662	61,416
Switzerland	4,098	550	927	163	..	2,92,209	49,627	78,992	11,020	..
Italy (including Fiama)	89	124	5,652	9,641
Japan	22	6,707	5,278	8,146	17,233	1,302	5,16,209	2,62,251	5,45,065	11,06,256
United States of America—										
Via Atlantic Coast	4,354	370	681	1,908	19	3,09,527	26,542	80,208	1,19,524	1,267
„ Pacific „	181	18,979
Other Foreign Countries	29	..
TOTAL FOREIGN COUNTRIES	22,367	8,638	11,069	10,251	24,145	15,84,541	6,92,914	7,96,866	6,85,670	21,84,739
Share of Bengal	7,871	7,812	9,725	17,952	21,459	6,17,126	7,32,278	8,40,229	12,02,074	14,94,240
„ Bombay	19,007	6,879	14,264	16,734	20,591	12,22,331	4,88,000	10,62,922	11,26,122	12,12,272
„ Sind	1,320	44	1,155	1,929	1,722	27,294	2,670	83,301	73,220	1,12,162
„ Madras	261	320	2,220	2,549	2,712	57,017	21,220	1,57,665	1,26,546	1,95,252
„ Burma	4,907	2,021	2,268	2,201	5,601	2,01,022	1,44,510	2,17,210	1,96,272	3,31,922
TOTAL	32,466	16,392	30,932	41,171	51,900	22,85,916	14,19,848	22,67,927	27,65,941	34,49,566
Sheets (III. L)—										
United Kingdom (including Channel Islands)	309	1,172	1,322	1,567	2,126	24,222	27,425	99,992	1,02,722	1,50,757
Canada—										
Via Atlantic Coast	45	421	49	2,221	27,542	2,200
Other British Possessions	4	66	..	407
TOTAL BRITISH EMPIRE	354	1,172	1,322	1,988	2,185	27,223	27,425	1,00,399	1,21,274	1,54,026
Germany	372	198	314	228	427	29,654	16,154	26,292	24,625	21,692
France	161	5	10	14	..	9,246	476	774	1,292	..
Switzerland	104	40	86	7,024	2,000	5,521
Japan	66	..	1	5,225	..	44	..
United States of America—										
Via Atlantic Coast	227	62	..	115	22	15,228	4,352	..	6,242	2,224
Other Foreign Countries	11	..	2	704	7	165	30	..
TOTAL FOREIGN COUNTRIES	825	271	412	418	526	62,026	28,220	32,858	32,895	65,026
Share of Bengal	291	251	552	295	1,154	20,727	72,929	49,322	62,026	79,446
„ Bombay	626	422	212	1,167	1,113	45,955	29,752	62,267	74,222	74,267
„ Sind	65	24	102	24	142	5,644	6,000	10,245	2,212	11,972
„ Madras	72	77	122	226	297	5,070	3,724	7,406	15,266	22,017
„ Burma	24	26	32	24	3	1,242	2,124	2,292	2,216	246
TOTAL	1,229	1,544	1,744	2,416	2,710	89,249	1,16,655	1,22,252	1,64,199	1,89,052

No. 10—continued

ARTICLES, AND COUNTRIES OF CONSIGNMENT; ALSO SHARE OF EACH PROVINCE	QUANTITY					VALUE				
	1931-32	1932-33	1933-34	1934-35	1935-36	1931-32	1932-33	1933-34	1934-35	1935-36
						₹	₹	₹	₹	₹
Metals and Ores—continued										
Aluminium—continued										
Other manufactures (III. L)—										
United Kingdom (including Channel Islands)	Cwts. 882	Cwts. 1,341	Cwts. 2,562	Cwts. 3,211	Cwts. 2,141	86,406	1,48,826	2,91,249	2,81,196	2,10,159
Ceylon (excluding Maldives)	62	302	394	326	461	1,138	3,912	4,868	4,923	6,886
Straits Settlements	10	14	23	64	60	800	2,044	1,721	6,648	6,920
Canada—										
Via Atlantic Coast	189	..	87	138	129	12,318	—	6,149	10,944	8,757
Other British Possessions	48	88	144	140	198	974	1,593	2,988	3,185	5,299
TOTAL BRITISH EMPIRE	1,190	1,745	3,210	3,879	2,989	1,01,681	1,51,675	3,06,965	3,06,791	2,38,021
Germany	1,816	3,057	2,022	2,877	3,696	2,08,147	3,65,116	2,61,977	3,21,254	4,35,477
Netherlands	41	5	55	4,013	1,080	6,485
Belgium	194	692	151	276	101	25,349	1,06,158	13,045	20,131	12,545
France	185	21	7	28	1	13,290	4,766	1,092	3,055	598
Switzerland	673	42	523	824	1,066	67,492	6,758	78,448	1,11,026	86,922
Italy (including Fiume)	220	81	166	92	166	33,488	12,211	32,304	11,849	16,089
Austria	16	2	11	82	..	8,722	2,466	1,647	12,668	681
Japan	12	68	282	449	454	3,620	11,474	33,725	52,696	49,041
United States of America—										
Via Atlantic Coast	195	42	95	186	83	14,777	4,961	9,897	18,221	12,748
" Pacific "	1	8	..	258
Other Foreign Countries	43	198	199	91	61	5,385	10,094	6,310	7,829	5,797
TOTAL FOREIGN COUNTRIES	3,395	4,208	3,476	4,905	5,684	3,85,178	5,25,081	4,41,543	5,59,329	6,26,641
Share of Bengal	1,335	3,729	3,393	3,951	4,133	2,02,678	4,23,880	4,68,064	3,65,789	4,07,978
" Bombay	1,639	1,094	1,536	2,483	2,573	1,81,313	1,55,754	1,87,131	2,38,579	2,71,457
" Sind	112	348	267	236	292	11,657	20,438	14,059	33,305	32,533
" Madras	710	719	913	1,924	1,463	33,013	67,673	67,714	1,81,433	1,34,273
" Burma	289	133	77	140	157	23,145	14,111	11,549	16,959	18,366
TOTAL	4,585	5,958	6,686	8,784	8,673	4,86,869	6,76,756	7,48,508	8,66,120	8,64,662
Total Aluminium—										
United Kingdom (including Channel Islands)	Cwts. 9,807	Cwts. 10,520	Cwts. 20,743	Cwts. 24,344	Cwts. 20,057	7,50,885	9,44,981	17,47,686	17,09,109	14,82,018
Ceylon (excluding Maldives)	177	411	396	326	461	3,259	5,208	5,054	4,923	6,894
Straits Settlements	10	14	25	64	69	800	2,044	1,942	6,543	7,451
Canada—										
Via Atlantic Coast	2,712	362	8,182	11,419	2,377	1,77,637	17,815	2,25,738	8,21,135	1,63,828
Other British Possessions	48	84	144	140	198	974	1,593	2,988	3,185	5,299
TOTAL BRITISH EMPIRE	12,754	11,291	24,490	36,793	23,102	9,38,555	9,71,636	19,83,408	25,44,895	16,65,490
Germany	7,621	3,412	6,509	3,299	20,491	6,22,684	3,91,770	5,94,216	3,55,811	15,06,022
Netherlands	42	5	55	4,979	1,081	6,485
Belgium	204	692	151	276	686	25,937	1,06,158	13,045	20,131	50,327
France	8,752	616	17	42	1	6,14,298	66,660	1,860	4,348	598
Switzerland	4,870	632	1,540	987	1,066	3,06,735	58,385	1,80,602	1,23,246	86,922
Italy (including Fiume)	309	115	186	92	166	39,136	21,852	32,394	11,849	16,089
Austria	16	2	11	82	..	8,722	2,466	1,647	12,668	681
Japan	34	6,841	5,060	8,596	17,687	4,922	5,32,906	4,05,467	5,97,805	11,55,296
United States of America—										
Via Atlantic Coast	4,786	474	776	2,209	140	3,39,532	35,861	60,105	1,44,588	17,439
" Pacific "	181	1	..	18,979	8	..	258
Other Foreign Countries	43	198	201	91	61	5,385	10,101	6,475	7,833	5,797
TOTAL FOREIGN COUNTRIES	26,677	13,262	14,097	15,674	40,854	20,32,440	12,46,216	12,75,885	12,77,834	28,46,414

GENERAL IMPORTS

ARTICLES, AND COUNTRIES OF CONSIGNMENT; ALSO SHARE OF EACH PROVINCE	QUANTITY					VALUE				
	1931-32	1932-33	1933-34	1934-35	1935-36	1931-32	1932-33	1933-34	1934-35	1935-36
						Rs	Rs	Rs	Rs	Rs
Metals and Ores—continued.										
Total Aluminium—continued	Cwts.	Cwts.	Cwts.	Cwts.	Cwts.					
Share of Bengal	2,397	19,550	14,227	22,900	26,928	8,50,993	12,89,356	13,61,357	16,37,453	19,00,311
" Bombay	21,353	2,131	17,323	20,324	24,322	16,32,229	6,53,650	13,25,894	14,91,600	16,61,126
" Sind	1,497	458	1,530	1,409	2,101	1,04,595	30,168	1,07,598	1,15,738	1,66,812
" Madras	1,722	1,228	3,265	4,699	4,471	1,52,342	83,922	2,32,725	3,62,390	3,22,610
" Burma	4,920	2,190	3,033	3,075	5,661	3,26,072	1,60,745	2,31,661	2,18,553	3,50,619
TOTAL	39,431	24,553	39,487	52,407	63,516	29,65,096	22,17,652	22,59,203	28,22,729	45,11,904
Antifriction Metal (III. L)—	Cwts.	Cwts.	Cwts.	Cwts.	Cwts.					
United Kingdom (including Channel Islands)	3,673	2,978	3,780	4,608	2,325	1,99,312	1,62,744	2,55,588	2,78,705	2,06,572
Other British Possessions	17	17	22	1	25	869	1,295	608	86	1,231
TOTAL BRITISH EMPIRE	3,690	2,995	3,802	4,609	2,410	1,99,185	1,64,139	2,56,196	2,78,791	2,07,803
United States of America—										
Via Atlantic Coast	25	47	2	20	120	1,100	1,211	205	430	9,231
" Pacific "	44	72	..	1,052	6,309
Other Foreign Countries	5	..	1	8	..	422	..	84	210	4
TOTAL FOREIGN COUNTRIES	30	91	3	28	192	1,522	2,263	289	640	15,544
Share of Bengal	1,772	1,546	2,201	2,635	1,600	64,020	72,122	1,45,474	2,27,260	1,22,222
" Bombay	337	451	231	347	232	25,202	35,765	22,927	32,322	19,714
" Sind	126	311	307	372	137	12,702	19,272	13,625	22,012	16,742
" Madras	1,091	548	500	872	12	21,224	30,257	21,662	70,264	1,211
" Burma	323	220	662	400	602	15,264	16,922	24,098	21,367	40,912
TOTAL	2,720	2,086	2,805	4,632	2,602	2,00,712	1,66,408	2,56,685	2,70,421	2,25,222
Brass, Bronze, and similar alloys and manufactures thereof—										
Unwrought (III. L)—	Cwts.	Cwts.	Cwts.	Cwts.	Cwts.					
United Kingdom (including Channel Islands)	283	2,967	71	1,122	1,712	12,926	72,522	4,122	27,556	62,254
Straits Settlements	425	6,225
Other British Possessions	71	160	1,272	2,222
TOTAL BRITISH EMPIRE	454	3,127	71	1,122	2,137	14,259	76,844	4,122	27,556	68,479
United States of America—										
Via Atlantic Coast	200	5,197
Other Foreign Countries	8	12	4	121	..	25	1,620	492
TOTAL FOREIGN COUNTRIES	8	..	200	12	4	121	..	5,222	1,620	492
Share of Bengal	275	1,244	210	936	1,222	8,220	47,022	6,722	17,502	42,021
" Bombay	37	221	4	122	4	1,221	2,120	157	6,022	122
" Sind	8	11	3	110	527	122
" Madras	20	322	17	47	104	2,020	19,722	602	1,120	2,122
" Burma	62	42	40	21	42	2,240	1,222	1,221	3,222	5,220
TOTAL	462	3,127	271	1,122	2,142	14,220	76,844	9,402	29,122	50,127
Wrought—										
Mixed or yellow metal for sheathing (III. L)—	Cwts.	Cwts.	Cwts.	Cwts.	Cwts.					
United Kingdom (including Channel Islands)	71,224	150,021	156,245	209,679	92,799	26,29,221	46,62,209	46,02,122	54,51,749	24,02,025
Other British Possessions	20	..	2	..	125	555	..	10	..	2,245
TOTAL BRITISH EMPIRE	71,244	150,021	156,247	209,679	92,924	26,40,276	46,62,209	46,02,132	54,51,749	24,02,270
Germany	179,491	226,799	170,401	247,412	220,211	62,72,672	72,16,022	47,27,221	60,71,000	52,24,207
Belgium	622	267	120	124	710	22,222	10,221	[3,222	5,129	12,227
France	1,029	27,072
Italy (including Fiume)	5,412	..	7	1,77,200	..	677
Japan	29,267	95,697	95,491	105,202	114,297	14,60,277	20,24,222	25,71,029	27,75,272	20,02,027
Other Foreign Countries	22	22	50	1,517	1,016	..	2	1,022
TOTAL FOREIGN COUNTRIES	226,657	326,766	266,019	352,904	335,298	79,72,952	1,02,61,552	73,12,222	88,61,564	62,62,029

No. 10—continued

ARTICLES, AND COUNTRIES OF CONSIGNMENT; ALSO SHARE OF EACH PROVINCE	QUANTITY					VALUE				
	1931-32	1932-33	1933-34	1934-35	1935-36	1931-32	1932-33	1933-34	1934-35	1935-36
						R	R	R	R	R
Metals and Ores—continued										
<i>Brass, Bronze, and similar alloys and manufactures thereof—continued</i>										
Wrought—continued										
Mixed or yellow metal for sheathing (III. L)—continued	Cwts.	Cwts.	Cwts.	Cwts.	Cwts.					
Share of Bengal	15,925	41,313	48,161	56,980	71,611	6,27,997	14,28,934	14,13,480	14,02,102	13,13,546
“ Bombay	194,590	263,193	221,397	291,261	235,974	68,69,187	89,61,799	69,16,932	73,29,830	68,92,367
“ Sind	13,692	23,693	21,196	24,514	13,806	3,96,721	6,46,748	5,59,449	6,04,078	4,62,176
“ Madras	74,691	152,437	139,616	139,033	101,348	27,10,038	47,42,679	33,92,301	49,33,468	25,60,324
“ Burma	613	1,344	396	905	753	29,091	44,557	31,935	23,245	24,686
TOTAL	296,411	482,877	422,366	502,678	423,292	1,06,18,324	1,49,24,767	1,19,15,997	1,48,03,312	1,07,68,069
Ro's (III. L)—										
United Kingdom (including Channel Islands)	2,785	2,378	5,196	6,447	5,362	93,164	79,072	1,43,381	1,83,096	1,73,777
Other British Possessions	8	47	..	42
TOTAL BRITISH EMPIRE	2,785	2,378	5,196	6,447	5,362	93,164	79,080	1,43,428	1,83,096	1,73,819
Germany	3,144	5,132	218	345	1,198	99,680	1,36,353	7,276	10,080	23,892
Japan	3,072	6,831	4,100	13,306	15,255	81,048	1,41,508	81,197	3,34,071	3,26,833
United States of America— Via Atlantic Coast	23	..	7	..	593	1,377	..	562	30	18,533
Other Foreign Countries	151	70	2	9	37	5,471	2,841	64	548	2,192
TOTAL FOREIGN COUNTRIES	6,390	12,033	4,327	15,760	16,993	1,79,976	2,80,300	89,099	3,44,735	3,76,310
Share of Bengal	3,343	5,109	4,322	11,030	13,316	1,92,721	1,26,259	1,07,102	2,71,461	3,45,263
“ Bombay	4,169	6,059	4,137	9,209	6,316	1,18,573	1,45,958	97,810	2,07,266	1,60,293
“ Sind	1,077	355	224	315	493	33,484	9,222	7,338	9,344	11,010
“ Madras	354	2,367	337	633	900	11,336	60,336	19,954	19,574	22,224
“ Burma	226	671	437	951	330	6,937	17,455	14,925	25,186	19,335
TOTAL	9,174	14,451	9,623	22,197	22,365	2,78,140	3,59,280	2,37,527	5,32,831	5,50,129
Sheets (III. L)—										
United Kingdom (including Channel Islands)	2,964	3,490	2,133	454	296	1,09,305	1,20,123	68,032	29,875	15,051
Other British Possessions	1	..	1	8	..	48	..	14	423
TOTAL BRITISH EMPIRE	2,964	3,490	2,133	455	304	1,09,305	1,20,171	68,032	29,889	15,474
Germany	3,000	1,244	1,619	4,491	1,178	1,11,232	52,993	83,491	1,27,593	36,390
Belgium	129	65	134	95	244	6,355	5,365	9,212	5,325	16,015
Japan	125	..	392	66	291	4,303	..	11,700	2,391	3,460
United States of America— Via Atlantic Coast	374	366	10,299	9,627
Other Foreign Countries	27	2	..	19	..	1,152	240	6	763
TOTAL FOREIGN COUNTRIES	3,314	1,356	2,147	5,026	2,198	1,22,440	60,000	79,643	1,43,619	71,370
Share of Bengal	3,324	3,321	670	3,495	1,558	1,35,036	1,27,227	26,783	1,04,584	63,792
“ Bombay	324	343	1,393	1,114	73	15,390	14,547	66,033	33,399	2,304
“ Sind	127	433	520	734	520	3,629	21,096	13,332	23,523	16,317
“ Madras	2,919	436	1,179	100	213	66,340	16,315	34,513	3,618	9,132
“ Burma	164	17	37	33	132	6,260	926	1,399	1,399	5,344
TOTAL	6,278	4,846	4,280	5,481	2,602	2,31,745	1,89,171	1,47,675	1,96,508	87,349

ARTICLES, AND COUNTRIES OF CONSIGNMENT; ALSO SHARE OF EACH PROVINCE	QUANTITY					VALUE				
	1931-32	1932-33	1933-34	1934-35	1935-36	1931-32	1932-33	1933-34	1934-35	1935-36
	Cwts.	Cwts.	Cwts.	Cwts.	Cwts.	Rs.	Rs.	Rs.	Rs.	Rs.
Metals and Ores—continued										
<i>Brass, Dycams, and similar alloys and manufactures thereof—continued</i>										
<i>Wrought—continued</i>										
Tubes (III. I.)—										
United Kingdom (including Channel Islands)	87	117	177	320	168	7,808	10,567	14,370	22,665	18,869
Other British Possessions	..	162	18	18	58	..	2,918	597	819	658
TOTAL BRITISH EMPIRE	87	279	195	338	226	7,808	13,485	14,967	23,484	19,527
Sweden	29	242	196	341	228	1,195	11,008	8,329	14,510	11,520
Germany	937	1,064	775	951	1,717	45,284	47,408	35,179	44,822	64,514
Austria	272	216	500	256	185	12,040	11,014	22,639	11,244	8,533
Hungary	158	117	80	124	231	6,984	6,453	6,808	8,976	9,984
Japan	..	309	327	927	1,552	..	8,955	12,560	24,730	54,254
Other Foreign Countries	116	256	101	..	104	5,770	12,039	5,100	30	4,534
TOTAL FOREIGN COUNTRIES	1,511	2,125	1,979	2,629	4,077	71,243	97,830	86,518	1,11,332	1,52,651
<i>Share of Bengal</i>	<i>343</i>	<i>258</i>	<i>327</i>	<i>536</i>	<i>533</i>	<i>17,792</i>	<i>12,967</i>	<i>19,122</i>	<i>29,222</i>	<i>25,151</i>
<i>" Bombay</i>	<i>1,035</i>	<i>1,456</i>	<i>1,522</i>	<i>1,992</i>	<i>3,240</i>	<i>50,459</i>	<i>69,072</i>	<i>72,590</i>	<i>55,299</i>	<i>1,22,321</i>
<i>" Sind</i>	<i>127</i>	<i>102</i>	<i>5</i>	<i>22</i>	<i>97</i>	<i>6,222</i>	<i>4,502</i>	<i>631</i>	<i>3,723</i>	<i>2,521</i>
<i>" Madras</i>	<i>67</i>	<i>522</i>	<i>112</i>	<i>276</i>	<i>319</i>	<i>3,189</i>	<i>20,164</i>	<i>7,000</i>	<i>12,996</i>	<i>12,451</i>
<i>" Burma</i>	<i>21</i>	<i>62</i>	<i>72</i>	<i>26</i>	<i>109</i>	<i>1,327</i>	<i>2,622</i>	<i>2,871</i>	<i>4,040</i>	<i>4,801</i>
TOTAL	1,568	2,404	2,109	2,967	4,303	79,051	1,11,252	1,02,480	1,35,346	1,70,117
Wire (III. I.)—										
United Kingdom (including Channel Islands)	211	160	502	671	849	11,939	8,148	22,689	29,571	41,221
Other British Possessions	5	3	4	542	626	450
TOTAL BRITISH EMPIRE	216	163	506	671	849	12,481	8,774	23,139	29,571	41,221
Germany	372	1,212	631	431	309	32,090	45,378	19,694	16,712	11,009
Belgium	68	207	15	7	3	2,040	7,215	688	764	321
France	1,667	641	61,453	24,655	9
Switzerland	199	39	7,334	1,767
Italy (including Fiume)	256	317	10,699	33,434
Japan	1,023	6,877	5,231	8,373	6,587	42,035	2,18,214	1,55,970	2,39,162	1,31,221
Other Foreign Countries	11	14	5	6	23	503	1,161	863	812	1,401
TOTAL FOREIGN COUNTRIES	4,004	9,808	5,782	8,817	6,927	1,63,624	2,32,504	1,76,554	2,56,950	1,94,021
<i>Share of Bengal</i>	<i>1,029</i>	<i>3,652</i>	<i>1,942</i>	<i>3,639</i>	<i>2,044</i>	<i>64,321</i>	<i>1,77,240</i>	<i>60,072</i>	<i>1,05,902</i>	<i>61,321</i>
<i>" Bombay</i>	<i>2,527</i>	<i>4,514</i>	<i>3,222</i>	<i>3,735</i>	<i>4,336</i>	<i>1,09,176</i>	<i>1,55,622</i>	<i>92,401</i>	<i>1,02,382</i>	<i>1,26,021</i>
<i>" Sind</i>	<i>38</i>	<i>47</i>	<i>14</i>	<i>36</i>	<i>52</i>	<i>1,412</i>	<i>2,274</i>	<i>1,217</i>	<i>1,409</i>	<i>2,221</i>
<i>" Madras</i>	<i>505</i>	<i>1,217</i>	<i>917</i>	<i>1,020</i>	<i>911</i>	<i>22,022</i>	<i>46,297</i>	<i>32,322</i>	<i>52,912</i>	<i>27,791</i>
<i>" Burma</i>	<i>163</i>	<i>241</i>	<i>193</i>	<i>443</i>	<i>533</i>	<i>2,022</i>	<i>10,219</i>	<i>7,169</i>	<i>16,920</i>	<i>17,874</i>
TOTAL	4,810	9,971	6,282	9,433	7,776	1,76,102	2,41,278	1,99,693	2,86,521	2,36,221
Other sorts (III. I.)—										
United Kingdom (including Channel Islands)	4,166	14,239	6,360	7,368	4,862	4,32,142	6,00,945	4,42,032	4,54,795	3,33,216
Aden and Dependencies	97	140	290	322	552	2,476	3,501	3,558	5,722	8,000
Ceylon (excluding Maldives)	113	335	365	294	753	3,345	9,331	5,261	6,632	12,622
British Settlements	2,296	4,369	2,566	1,527	5,736	60,265	1,02,532	47,015	27,572	1,00,712
Hongkong	77	68	102	66	56	2,749	6,079	5,032	5,474	4,722

No. 10—continued

ARTICLES, AND COUNTRIES OF CONSIGNMENT; ALSO SHARE OF EACH PROVINCE	QUANTITY					VALUE				
	1931-32	1932-33	1933-34	1934-35	1935-36	1931-32	1932-33	1933-34	1934-35	1935-36
Metals and Ores—continued										
<i>Brass, Bronze, and similar alloys and manufactures thereof—continued</i>										
<i>Wrought—continued</i>										
Other Sorts (III. L)—contd.	Owts.	Owts.	Owts.	Owts.	Owts.					
Mauritius and Dependencies	82	84	264	765	1,095	5,001
Other British Possessions	368	347	372	331	348	9,381	7,722	6,405	6,071	6,644
TOTAL BRITISH EMPIRE	7,154	20,048	10,155	9,992	12,576	5,18,129	7,31,666	5,18,265	5,07,368	4,71,757
Sweden	86	70	16	58	30	12,868	8,388	1,619	3,296	2,538
Germany	11,076	10,789	1,775	2,957	3,405	4,82,785	5,04,386	1,78,812	2,01,701	2,35,582
Belgium	482	464	798	457	723	32,628	36,733	52,950	29,575	45,068
France	337	124	111	41	42	16,104	6,745	8,634	3,610	2,328
Italy (including Fiume)	45	46	7	15	10	3,999	1,335	917	5,310	1,955
Austria	68	71	119	46	13	8,676	9,055	12,432	5,477	2,025
Iraq	246	159	1,234	269	263	5,736	2,124	19,105	3,747	4,180
Java	6	2	14	247	608	716	90	203	4,377	10,979
Japan	1,558	21,376	11,596	18,321	24,204	1,07,399	6,79,530	4,20,082	6,09,649	7,84,329
United States of America—										
Via Atlantic Coast	338	167	283	59	76	31,905	10,893	11,746	5,087	8,139
" Pacific "	5	10	20	25	..
Other Foreign Countries	405	195	171	144	85	15,888	7,540	12,182	6,446	7,080
TOTAL FOREIGN COUNTRIES	16,247	33,463	16,124	23,114	29,522	7,19,199	12,67,324	7,13,702	8,78,300	11,05,096
Share of Bengal	16,171	35,083	4,508	6,920	10,994	5,53,412	11,30,664	2,11,654	2,99,326	3,96,963
" Bombay	4,773	7,114	3,069	7,172	3,366	1,79,374	3,61,228	5,07,167	3,98,698	4,11,332
" Sind	634	5,489	5,569	3,033	5,750	51,609	2,01,030	1,37,011	2,69,007	2,97,303
" Madras	914	5,080	6,936	10,004	14,368	1,00,044	2,44,493	2,51,556	3,54,393	4,44,327
" Burma	909	730	1,147	927	2,620	1,52,322	61,677	74,679	63,786	1,16,419
TOTAL	32,401	53,506	26,279	33,106	42,098	12,37,328	19,93,990	12,31,967	13,85,668	15,76,863
<i>Total Brass, Bronze, and similar alloys and manu- factures thereof—</i>										
United Kingdom (including Channel Islands)	Owts.	Owts.	Owts.	Owts.	Owts.					
Aden and Dependencies	98	140	300	332	532	2,504	3,501	3,558	5,728	3,669
Ceylon (excluding Maldives)	209	711	369	394	317	5,936	16,730	8,793	6,682	13,459
Straits Settlements	2,296	4,369	2,566	1,529	6,164	60,271	1,03,588	47,015	27,646	1,07,761
Hongkong	51	68	102	66	135	9,044	6,079	5,093	5,474	3,211
Mauritius and Dependencies	32	84	264	765	1,095	5,001
Other British Possessions	368	347	337	345	348	9,381	7,943	6,938	6,331	6,644
TOTAL BRITISH EMPIRE	36,514	179,571	174,508	223,705	114,370	33,08,122	56,93,417	53,30,155	62,49,243	31,74,836
Sweden	128	326	218	405	344	14,502	20,294	10,350	13,119	15,721
Germany	199,180	256,261	175,319	256,623	223,078	70,40,780	80,08,036	50,32,233	64,71,913	57,01,454
Belgium	1,310	1,035	1,069	752	1,323	67,033	60,615	66,152	41,431	33,033
France	3,212	906	111	41	60	1,18,030	36,506	3,634	3,610	3,031
Switzerland	190	39	1	7,965	1,733	58
Italy (including Fiume)	5,804	953	34	15	107	1,97,008	40,322	2,752	5,310	3,961

ARTICLES, AND COUNTRIES OF CONSIGNMENT; ALSO SHARE OF EACH PROVINCE	QUANTITY					VALUE				
	1931-32	1932-33	1933-34	1934-35	1935-36	1931-32	1932-33	1933-34	1934-35	1935-36
Metals and Ores—continued						R	R	R	R	R
<i>Brass, Bronze, and similar alloys and manufactures thereof—concluded</i>										
<i>Total Brass, Bronze, and similar alloys and manufactures thereof—continued</i>	Owts.	Owts.	Owts.	Owts.	Owts.					
Austria	376	308	619	302	198	22,224	20,265	35,071	16,741	10,458
Hungary	198	119	151	124	231	10,095	6,521	8,728	5,976	9,082
Czechoslovakia	8	118	45	15	11	735	5,891	2,446	2,527	1,503
Iraq	246	150	1,224	209	263	5,726	2,124	19,105	2,747	4,120
Java	6	2	14	247	608	718	90	208	4,277	10,979
Japan	45,675	121,040	117,137	148,938	162,290	16,97,269	40,22,574	22,52,538	20,97,005	42,62,255
United States of America— Via Atlantic Coast	415	172	440	433	945	24,062	11,770	17,505	15,422	26,214
" Pacific "	5	10	20	25	..
Other Foreign Countries	277	122	122	129	121	12,422	7,165	8,642	2,917	7,122
TOTAL FOREIGN COUNTRIES	267,120	391,621	296,578	408,342	395,080	92,29,561	1,22,90,266	84,65,592	1,06,90,120	1,02,53,629
<i>Share of Bengal</i>	<i>29,271</i>	<i>29,277</i>	<i>29,106</i>	<i>23,405</i>	<i>102,544</i>	<i>14,29,292</i>	<i>29,21,349</i>	<i>18,45,001</i>	<i>22,20,166</i>	<i>27,42,044</i>
" [Bombay	<i>207,616</i>	<i>223,168</i>	<i>240,365</i>	<i>214,666</i>	<i>268,799</i>	<i>78,24,229</i>	<i>22,26,426</i>	<i>62,29,190</i>	<i>21,29,422</i>	<i>67,18,248</i>
" Sind	<i>14,761</i>	<i>29,173</i>	<i>27,522</i>	<i>22,774</i>	<i>25,221</i>	<i>4,22,249</i>	<i>2,25,422</i>	<i>7,74,222</i>	<i>9,11,140</i>	<i>7,63,129</i>
" Madras	<i>72,620</i>	<i>122,222</i>	<i>120,205</i>	<i>221,227</i>	<i>112,122</i>	<i>29,12,122</i>	<i>51,42,719</i>	<i>42,29,722</i>	<i>52,24,609</i>	<i>20,20,222</i>
" Burma	<i>2,227</i>	<i>2,227</i>	<i>2,212</i>	<i>2,222</i>	<i>4,221</i>	<i>1,22,029</i>	<i>1,22,724</i>	<i>1,22,229</i>	<i>1,42,022</i>	<i>1,22,227</i>
TOTAL	242,624	671,122	471,176	627,042	599,402	1,22,25,622	1,72,92,622	1,22,45,747	1,62,20,272	1,24,22,224
Copper—										
Ore (II. F)—	Tons	Tons	Tons	Tons	Tons					
TOTAL BRITISH EMPIRE	5	61	..
TOTAL FOREIGN COUNTRIES	4
<i>Share of Bombay</i>	5	61	..
" Sind	2
" Madras	2
TOTAL	5	61	4
Old, for re-manufactures (III. L)—	Owts.	Owts.	Owts.	Owts.	Owts.					
United Kingdom (including Channel Islands)	60	227	1,201	26	1,595	2,222	24,542	24,152	629	22,276
Aden and Dependencies	51	120	72	552	221	1,769	2,279	1,712	7,446	7,024
Bahrain Islands	164	222	216	165	114	5,122	2,276	4,222	2,222	2,276
Straits Settlements	1,422	1,129	122	402	1,941	21,222	22,162	2,592	9,491	49,272
Other British Possessions	207	122	250	99	216	10,159	2,415	2,429	2,410	6,222
TOTAL BRITISH EMPIRE	2,015	2,521	2,062	1,251	4,247	70,792	72,229	22,212	22,204	29,622
Germany	201	174	172	29,222	2,222	6,222
Native States in Arabia, other than Maskat territory and Trucial Oman	222	122	46	94	2	7,622	2,222	990	1,604	22
Iraq	514	121	222	12	116	15,012	2,222	6,222	402	2,222
Japan	12	290	122	706	19,242	2,909
United States of America— Via Atlantic Coast	1,750	2	55,066	..	12	..	50
Other Foreign Countries	202	27	122	247	252	2,742	2,222	2,214	2,222	4,222
TOTAL FOREIGN COUNTRIES	2,642	607	506	1,249	672	1,17,229	12,222	9,222	27,212	16,222

No. 10—continued

ARTICLES, AND COUNTRIES OF CONSIGNMENT; ALSO SHARE OF EACH PROVINCE	QUANTITY					VALUE				
	1931-32	1932-33	1933-34	1934-35	1935-36	1931-32	1932-33	1933-34	1934-35	1935-36
Metals and Ores—continued										
Copper—continued										
Old for re-manufactures (III. L)— <i>contd.</i>	Owts.	Owts.	Owts.	Owts.	Owts.	₹	₹	₹	₹	₹
Share of Bengal	3,077	1,864	1,039	1,327	3,736	1,04,391	55,835	23,715	29,574	91,773
" Bombay	1,481	1,012	[1,038	1,140	1,077	46,877	23,037	22,208	12,504	21,339
" Sind	1,102	146	326	133	143	37,033	2,367	6,025	2,328	2,543
" Madras	3	26	166	..	14	80	759	4,262	..	339
" Burma	59	1,261
TOTAL	5,668	3,088	2,569	2,600	5,020	1,88,581	91,748	62,210	50,416	1,16,990
Unwrought—										
Tiles, ingots, cakes, bricks and slabs (III. L)—	Owts.	Owts.	Owts.	Owts.	Owts.					
United Kingdom (including Channel Islands)	2,960	4,771	4,947	10,481	8,396	1,20,506	1,50,564	1,56,537	2,56,208	1,61,339
Union of South Africa	1,012	4,206	12,426	25,330	1,10,624	3,19,614
Ceylon (excluding Maldives).	18	431
Commonwealth of Australia.	500	2,311	11,720	62,887
TOTAL BRITISH EMPIRE	2,960	4,784	5,959	15,787	21,132	1,20,506	1,50,995	1,84,867	3,78,552	5,42,890
Netherlands	502	11,754	..
Portuguese East Africa	200	3,009	504	5,161	..	7,200	98,520	10,209	1,33,513
United States of America— Via Atlantic Coast	715	590	5,124	4,875	6,702	33,912	20,966	1,49,488	1,07,765	1,68,832
" Pacific	1,000	23,636
Other Foreign Countries	70	60	5	100	..	3,279	1,882	253	4,040	..
TOTAL FOREIGN COUNTRIES	785	760	8,138	5,981	12,863	37,191	29,998	2,48,266	1,33,769	3,30,986
Share of Bengal	1,786	4,373	11,406	16,025	20,941	34,641	1,45,549	3,54,941	3,66,300	7,56,742
" Bombay	873	565	1,635	3,244	2,125	14,369	17,029	47,329	72,945	53,895
" Sind	1,220	440	561	780	40	43,414	12,415	14,973	13,360	2,035
" Madras	69	104	235	1,649	2,490	2,563	3,696	10,151	40,129	59,605
" Burma	330	63	160	370	99	12,309	2,304	6,730	14,077	3,599
TOTAL	3,745	5,544	14,097	21,768	33,995	1,57,696	1,80,993	4,33,133	5,12,311	8,73,876
Other sorts (III. L)—										
TOTAL BRITISH EMPIRE	..	20	..	41	693	..	1,744	..
Portuguese East Africa	2,018	52,171
Other Foreign Countries	7	3	450	132	..	9
TOTAL FOREIGN COUNTRIES	..	7	3	..	2,018	..	450	132	..	52,180
Share of Bengal	30	693
" Bombay	7	3	450	132
" Madras	41	2,018	1,744	52,180
TOTAL	..	27	3	41	2,018	..	1,143	132	1,744	52,180
Wrought—										
Brass (III. L)—	Owts.	Owts.	Owts.	Owts.	Owts.					
United Kingdom (including Channel Islands)	626	22,135
Germany	2,410	1,062	124	69,650	25,794	4,145
Belgium	16	706
TOTAL FOREIGN COUNTRIES	2,426	1,062	124	70,556	25,794	4,145
Share of Bengal	990	36,692
" Bombay	267	1,072	7,394	23,773	..
" Sind	1,796	..	124	27,955	..	4,145
" Burma	50	2,016	..
TOTAL	3,052	1,062	124	62,541	25,794	4,145
Rods (III. L) —										
United Kingdom (including Channel Islands)	13,409	2,230	3,074	5,112	3,693	5,20,124	87,759	1,01,656	1,73,759	1,29,236
Other British Possessions	8	415
TOTAL BRITISH EMPIRE	13,417	2,230	3,074	5,112	3,693	5,20,539	87,759	1,01,656	1,73,759	1,29,236

GENERAL IMPORTS

(246)

No. 10—continued

ARTICLES, AND COUNTRIES OF CONSIGNMENT; ALSO SHARE OF EACH PROVINCE.	QUANTITY					VALUE				
	1931-32	1932-33	1933-34	1934-35	1935-36	1931-32	1932-33	1933-34	1934-35	1935-36
						Rs	Rs	Rs	Rs	Rs
Metals and Ores—continued										
Copper—continued										
Wrought—contd.										
Rods (III L)—contd.	Cwts.	Cwts.	Cwts.	Cwts.	Cwts.					
Germany	3,486	3,753	1,370	657	744	1,26,455	1,17,334	55,834	18,233	22,300
Belgium	448	154	40	100	5	17,451	5,785	2,243	6,553	133
Japan	9,300	6,096	26,126	48,082	30,481	3,18,502	1,45,711	7,42,148	12,32,966	9,80,106
United States of America— Via Atlantic Coast	3,006	13,013	3,511	17,284	31,525	2,71,493	4,15,458	2,08,996	4,40,552	8,14,536
Other Foreign Countries	21	82	16	..	5	1,139	2,588	878	..	217
TOTAL FOREIGN COUNTRIES	21,161	23,097	37,563	66,102	63,710	7,30,040	6,80,976	10,10,099	16,93,454	17,76,923
Share of Bengal	20,751	22,029	32,394	57,743	53,855	10,37,327	6,50,601	10,35,058	17,53,691	17,79,314
“ Bombay	1,723	1,711	2,049	2,426	2,332	74,346	59,354	65,317	77,874	79,343
“ Sind	1,529	1,327	23	107	129	65,422	51,570	1,079	4,505	4,316
“ Madras	449	298	216	921	1,033	22,300	10,879	7,923	33,064	49,320
“ Burma	16	68	57	103	24	653	2,431	2,352	3,979	1,267
TOTAL	24,578	25,327	40,637	71,304	72,203	12,50,579	7,74,635	11,11,758	18,72,218	19,06,111
Sheets (III L)—										
United Kingdom (including Channel Islands)	Cwts.	Cwts.	Cwts.	Cwts.	Cwts.					
Other British Possessions	26	..	1	5	..	700	73	118	134
TOTAL BRITISH EMPIRE	44,465	66,321	1,05,334	130,141	94,083	19,04,135	25,07,364	34,59,703	53,25,785	27,67,033
Germany	58,354	181,553	95,143	104,067	145,096	24,32,108	62,41,302	29,34,199	28,16,091	39,16,734
Netherlands	1,055	33,837
Belgium	2,658	9,231	2,395	2,193	3,364	1,16,335	3,17,237	90,437	61,363	1,01,973
France	23,390	2,051	22	2,334	..	13,27,073	32,103	632	30,396	..
Japan	201	12,601	399	3,573	4,109	3,543	3,99,516	22,405	2,51,340	1,22,755
United States of America— Via Atlantic Coast	7,010	30	1,001	76,365	32,301	3,05,370	923	21,725	19,99,044	3,75,071
Other Foreign Countries	17	21	..	11	..	703	1,093	58	467	..
TOTAL FOREIGN COUNTRIES	97,140	205,532	99,965	194,033	185,370	41,41,193	70,31,575	30,19,501	52,15,100	50,16,539
Share of Bengal	12,133	26,035	24,497	32,534	33,323	6,29,650	14,30,731	5,24,225	11,13,627	11,55,234
“ Bombay	34,233	173,047	1,35,323	240,320	199,368	40,40,393	53,49,146	23,46,077	66,34,530	63,67,333
“ Sind	16,020	27,397	22,746	49,406	19,422	5,73,237	3,63,343	7,00,413	23,24,265	5,73,434
“ Madras	17,905	36,665	31,435	45,295	23,141	7,33,371	14,03,916	10,98,419	14,30,423	7,00,493
“ Burma	232	149	249	194	133	13,301	6,302	11,065	7,939	7,063
TOTAL	141,605	272,353	205,299	374,239	279,953	60,45,331	95,33,939	64,79,204	1,05,50,355	77,33,631
Tubes (III L)—										
United Kingdom (including Channel Islands)	Cwts.	Cwts.	Cwts.	Cwts.	Cwts.					
Other British Possessions	5	72	33	457	1,702	307	..
TOTAL BRITISH EMPIRE	1,045	531	558	377	743	58,331	23,032	32,531	40,308	44,460
Germany	1,767	1,563	2,106	1,515	2,427	34,134	37,103	33,361	65,721	93,703
Belgium	101	176	100	59	37	5,212	7,327	4,096	2,470	5,100
France	304	69	..	20	..	15,370	2,933	..	732	..
Japan	56	730	1,140	1,303	..	2,127	29,127	41,939	40,732
Other Foreign Countries	130	101	100	222	147	6,955	5,611	4,316	11,513	7,333
TOTAL FOREIGN COUNTRIES	2,302	1,906	3,036	2,905	4,014	1,11,671	55,151	1,26,400	1,22,430	1,53,477
Share of Bengal	1,130	1,213	1,327	1,073	3,409	56,493	52,909	63,106	75,375	97,330
“ Bombay	1,029	669	1,331	1,471	1,335	32,403	32,274	74,351	62,443	74,959
“ Sind	200	267	19	65	34	12,329	11,091	1,650	3,341	3,533
“ Madras	332	359	333	554	396	45,334	12,077	15,116	23,637	18,300
“ Burma	66	73	34	77	43	3,441	4,333	4,733	4,230	3,464
TOTAL	3,367	2,490	3,504	3,342	4,762	1,70,503	1,13,133	1,56,931	1,71,738	1,97,637

No. 10—continued

ARTICLES, AND COUNTRIES OF CONSIGNMENT; ALSO SHARE OF EACH PROVINCE	QUANTITY					VALUE				
	1931-32	1932-33	1933-34	1934-35	1935-36	1931-32	1932-33	1933-34	1934-35	1935-36
						B	B	B	B	B
Metals and Ores—continued										
Copper—continued										
Wrought—continued										
Wire, exclusive of wire of telegraph and telephone (III. L)—	Cwts.	Cwts.	Cwts.	Cwts.	Cwts.					
United Kingdom (including Channel Islands)	1,977	351	1,329	1,948	1,232	84,308	12,612	47,590	69,860	47,733
Straits Settlements	--	601	21	--	--	--	14,827	675	--	--
Other British Possessions	--	21	--	18	4	22	576	25	315	105
TOTAL BRITISH EMPIRE	1,977	933	1,350	1,966	1,236	84,420	27,515	48,290	70,275	47,843
Germany	371	2,175	1,096	634	1,106	40,670	87,355	39,750	21,980	36,693
Belgium	702	943	224	19	249	30,575	39,222	8,432	630	8,581
France	708	886	135	20	20	30,229	35,815	5,700	691	985
Japan	57	1,993	1,425	5,239	5,438	2,840	69,567	46,761	1,67,105	1,67,508
United States of America—										
Via Atlantic Coast	751	1	2	8	28	17,633	483	59	459	2,314
Other Foreign Countries	78	10	1	3	3	2,616	355	41	176	182
TOTAL FOREIGN COUNTRIES	3,162	6,008	2,883	5,973	6,844	1,24,568	2,32,797	1,00,833	1,91,041	2,16,313
Share of Bengal	409	799	367	1,011	506	17,325	29,767	30,497	39,835	18,934
" Bombay	2,313	4,845	2,462	5,911	6,653	86,513	1,30,338	36,330	1,38,315	2,13,667
" Sind	1,946	230	28	28	200	33,967	6,741	1,052	1,031	6,168
" Madras	387	992	796	794	694	17,145	39,222	28,506	27,792	24,960
" Burma	34	99	80	96	27	3,522	6,193	2,228	2,793	937
TOTAL	5,139	6,941	4,233	7,839	8,080	2,08,983	2,60,312	1,49,123	2,61,316	2,84,056
Other manufactures (III. L)—	Cwts.	Cwts.	Cwts.	Cwts.	Cwts.					
United Kingdom (including Channel Islands)	3,338	2,915	2,510	4,381	4,511	1,76,448	1,64,811	1,41,805	2,39,926	2,47,736
Straits Settlements	68	212	12	92	4	2,369	7,076	594	2,774	239
Zanzibar and Pemba	--	--	1	--	6	--	--	25	--	6,293
Other British Possessions	4	57	21	126	9	357	1,604	686	3,425	312
TOTAL BRITISH EMPIRE	3,455	3,184	2,544	4,599	4,530	1,81,174	1,73,491	1,43,110	2,46,125	2,54,586
Sweden	--	155	21	7	--	--	7,333	336	254	--
Germany	2,326	3,312	1,078	310	1,326	1,19,374	2,02,500	90,672	62,935	1,01,906
Belgium	180	198	23	351	168	9,583	7,973	960	12,535	5,535
France	1,370	195	186	40	9	54,955	10,415	6,897	1,436	313
Iraq	--	3	63	44	2	--	400	10,070	6,437	405
China (exclusive of Hong-kong and Macao)	82	--	--	7	--	5,456	--	--	562	--
Japan	594	1,522	1,729	6,791	4,038	29,057	54,871	48,701	2,43,929	1,26,557
United States of America—										
Via Atlantic Coast	2,024	17	26	14	23	67,043	6,264	1,339	1,150	2,206
Other Foreign Countries	21	15	42	101	25	1,228	1,083	3,716	6,521	2,152
TOTAL FOREIGN COUNTRIES	6,547	5,414	3,178	8,165	5,786	2,37,296	2,91,389	1,63,190	3,35,959	2,39,624
Share of Bengal	4,795	3,376	1,609	3,431	3,332	1,97,767	1,79,453	93,548	1,09,636	1,36,927
" Bombay	3,601	1,814	1,594	1,153	3,363	1,73,320	1,09,636	95,784	74,327	1,30,333
" Sind	1,168	2,136	1,503	6,533	3,696	38,591	1,14,097	57,453	2,49,346	1,01,709
" Madras	345	540	790	1,496	1,061	22,319	48,271	40,919	58,195	50,343
" Burma	93	182	221	152	124	10,933	13,450	14,491	18,489	15,447
TOTAL	10,002	8,598	5,723	12,764	10,316	4,68,470	4,64,830	3,06,300	5,32,084	4,94,209

ARTICLES, AND COUNTRIES OF CONSIGNMENT; ALSO SHARE OF EACH PROVINCE	QUANTITY					VALUE				
	1931-32	1932-33	1933-34	1934-35	1935-36	1931-32	1932-33	1933-34	1934-35	1935-36
Metals and Ores—continued										
Copper—concluded										
Total Copper (excluding Ore)—	Owts.	Owts.	Owts.	Owts.	Owts.	Rs.	Rs.	Rs.	Rs.	Rs.
United Kingdom (including Channel Islands)	67,299	77,815	119,607	202,873	112,142	22,65,822	29,74,527	29,94,377	61,26,894	24,31,152
Aden and Dependencies	81	124	141	605	385	1,769	2,489	2,265	2,112	7,120
Bahrain Islands	164	222	216	165	114	5,196	2,976	4,225	2,222	2,270
Ceylon (excluding Maldives)	61	148	202	10	22	2,022	4,102	5,272	412	1,022
Straits Settlements	1,501	2,067	156	501	1,945	22,705	20,721	4,227	12,222	49,214
Union of South Africa	1,012	4,908	12,422	22,220	1,10,224	2,12,614
Zanzibar and Pemba	41	22	16	21	22	1,440	656	222	520	6,701
Commonwealth of Australia	4	501	2,215	115	11,220	62,011
Other British Possessions	197	66	164	192	271	6,421	1,222	2,640	4,722	6,220
TOTAL BRITISH EMPIRE	69,224	80,524	121,602	209,674	129,659	29,40,446	20,54,229	40,44,707	62,72,722	26,22,724
Sweden	..	192	95	122	72	..	2,222	4,120	2,424	2,220
Germany	67,675	192,222	102,712	102,222	122,222	22,22,222	27,22,222	22,22,222	20,14,224	41,22,222
Netherlands	41	1,099	22	599	20	2,172	41,122	2,022	14,699	1,422
Belgium	4,022	10,699	2,202	2,799	2,222	1,79,222	2,77,224	1,06,274	22,700	1,21,222
France	21,222	2,201	222	2,204	22	12,22,221	1,21,221	14,017	29,202	1,722
Austria	21	42	22	102	12	4,171	2,220	1,021	5,901	222
Native States in Arabia other than Masfat Territory and Trucial Oman	222	122	46	94	2	7,222	2,222	990	1,604	22
Iraq	214	124	401	62	112	12,912	2,992	16,724	6,220	2,222
China (exclusive of Hong-kong and Macao)	22	2	41	7	..	2,422	72	222	622	..
Japan	10,070	22,222	20,209	70,772	51,444	2,22,222	6,71,792	2,22,142	19,22,222	14,02,220
Portuguese East Africa	42	222	2,014	217	7,220	1,192	2,220	92,220	10,470	1,27,109
United States of America—										
<i>Via Atlantic Coast</i>	20,222	12,222	12,672	92,222	70,222	7,21,202	4,44,442	2,22,222	22,21,222	12,02,722
<i>" Pacific "</i>	1,000	22,222
Other Foreign Countries	222	147	22	244	202	12,619	2,020	2,222	7,427	4,670
TOTAL FOREIGN COUNTRIES	124,742	242,220	127,692	222,722	220,992	22,40,224	24,21,222	47,42,272	77,49,799	72,02,221
Share of Bengal	22,222	70,222	20,222	122,722	122,222	21,72,427	22,22,222	24,71,222	22,72,272	40,22,222
<i>Bombay</i>	104,272	122,670	122,221	222,277	217,792	44,22,224	62,72,222	42,42,222	77,42,272	29,21,712
<i>Sind</i>	22,222	22,222	22,222	27,222	22,222	2,74,222	10,47,224	2,20,222	12,22,274	6,22,222
<i>Madras</i>	20,222	22,222	22,222	20,742	22,222	2,22,222	12,12,214	12,22,222	12,02,224	2,42,444
<i>Burma</i>	712	222	221	1,042	212	44,220	22,224	49,224	49,220	21,220
TOTAL	204,072	224,224	270,202	422,420	410,221	24,29,992	1,14,72,227	27,22,222	1,40,22,221	1,16,02,122
Ferro Alloys (III. L)—										
United Kingdom (including Channel Islands)	22	22	72	122	244	16,424	24,272	16,222	22,172	42,442
Canada—	222	..
<i>Via Atlantic Coast</i>
TOTAL BRITISH EMPIRE	22	22	72	122	244	16,424	24,272	16,222	22,172	42,442
Finland	121	22,224
Norway	220	2	22	222	274	97,000	1,022	6,242	22,724	92,202
Sweden	..	2	9	6	29	..	742	2,220	2,760	22,270
Germany	62	242	166	299	266	12,297	92,222	22,420	22,202	2,42,202
Netherlands	102	1	21,222	670
France	..	12	20	..	2,900	6,412
Portugal (including Azores and Madeira)	190	47,224
Greece (including Crete)	622	1,02,272
Italy (including Fiume)	20	142	222	222	214	10,162	22,222	2,24,022	1,27,620	42,709
Japan	164	22	1,122	27,497	16,002	2,22,712
United States of America—										
<i>Via Atlantic Coast</i>	24	2,210	..
Other Foreign Countries	27	2,210	..
TOTAL FOREIGN COUNTRIES	1,222	617	1,227	1,222	2,210	2,22,102	1,20,927	2,27,700	2,22,222	7,02,222
Share of Bengal	1,407	242	1,220	1,222	2,042	2,42,442	1,22,222	2,42,722	2,21,221	7,22,222
<i>Bombay</i>	12	..	4	22	11	2,074	222	1,204	4,220	2,240
<i>Sind</i>	24	209	..
<i>Madras</i>	27
<i>Burma</i>	147	42
TOTAL	1,422	242	1,242	1,224	2,024	2,42,222	1,24,222	2,42,222	2,22,222	7,27,222

No. 10—continued

ARTICLES, AND COUNTRIES OF CONSIGNMENT; ALSO SHARE OF EACH PROVINCE	QUANTITY					VALUE				
	1931-32	1932-33	1933-34	1934-35	1935-36	1931-32	1932-33	1933-34	1934-35	1935-36
						₹	₹	₹	₹	₹
Metals and Ores—continued										
<i>German silver (including nickel silver) (III. L)—</i>	<i>Cwts.</i>	<i>Cwts.</i>	<i>Cwts.</i>	<i>Cwts.</i>	<i>Cwts.</i>					
United Kingdom (including Channel Islands)	2,178	3,381	3,038	3,164	6,781	1,55,498	2,41,889	2,60,452	2,02,126	3,65,552
Other British Possessions	18	35	..	1,081	3,555	32
TOTAL BRITISH EMPIRE	2,186	3,381	3,038	3,199	6,781	1,56,529	2,41,889	2,60,452	2,05,680	3,65,584
Germany	3,128	802	2,467	3,602	11,164	2,38,049	69,818	1,44,321	2,31,849	6,35,544
France	81	220	206	5,589	14,707	12,235
Switzerland	701	2,878	649	2,532	450	48,600	1,37,558	40,532	1,59,943	21,741
Italy (including Fiume)	4,296	7,711	6,016	4,570	4,134	2,75,562	5,11,410	3,79,058	2,02,784	2,37,483
Austria	3,127	2,442	3,452	2,583	4,344	2,29,169	1,78,771	2,29,399	1,61,844	2,50,823
Iraq	55	35	9	2	..	49,433	97,562	9,646	2,851
Iran	23	26	23,000	25,787
United States of America— Via Atlantic Coast	32	..	380	..	500	2,595	..	9,838	104	12,501
Other Foreign Countries	25	..	46	6	..	2,129	3	2,686
TOTAL FOREIGN COUNTRIES	11,965	14,131	18,306	13,656	20,640	7,94,520	10,34,197	9,41,761	8,20,263	11,72,620
<i>Share of Bengal</i>	<i>2,983</i>	<i>3,663</i>	<i>4,913</i>	<i>4,619</i>	<i>9,595</i>	<i>2,17,392</i>	<i>3,70,731</i>	<i>3,09,327</i>	<i>2,94,440</i>	<i>5,25,679</i>
.. Bombay	10,447	13,307	11,938	12,039	17,243	7,33,304	10,01,919	3,62,426	7,16,353	9,74,068
.. Sind	22	4	3	42	49	1,739	317	953	3,584
.. Madras	116	19	381	194	491	10,376	1,365	23,530	14,090	34,817
.. Burma	2	3	23	339	614	107	165
TOTAL	18,551	17,512	17,244	16,955	27,371	9,51,049	12,76,086	12,02,213	10,25,943	16,33,213
Iron—										
<i>Ore (II. F)—</i>	<i>Tons</i>	<i>Tons</i>	<i>Tons</i>	<i>Tons</i>	<i>Tons</i>					
TOTAL BRITISH EMPIRE	6	25	60	1,075	4,594	4,167
TOTAL FOREIGN COUNTRIES	32	..	54	3,320	95	3,950	..	4
<i>Share of Bengal</i>	<i>17</i>	<i>..</i>	<i>15</i>	<i>..</i>	<i>..</i>	<i>2,073</i>	<i>..</i>	<i>1,840</i>	<i>..</i>	<i>..</i>
.. Bombay	15	..	45	35	10	1,743	95	3,135	4,594	2,076
.. Madras	60	2,095
TOTAL	32	..	60	25	60	3,320	95	5,025	4,594	4,171
<i>Fig (III. K)</i>	<i>Tons</i>	<i>Tons</i>	<i>Tons</i>	<i>Tons</i>	<i>Tons</i>					
United Kingdom (including Channel Islands)	331	746	1,964	1,537	1,730	26,713	55,275	1,45,288	1,08,530	1,31,182
TOTAL FOREIGN COUNTRIES	49	3,642
<i>Share of Bengal</i>	<i>134</i>	<i>350</i>	<i>393</i>	<i>375</i>	<i>1,655</i>	<i>9,297</i>	<i>26,629</i>	<i>66,696</i>	<i>38,374</i>	<i>68,173</i>
.. Bombay	51	190	664	467	71	7,110	13,243	48,080	34,436	7,500
.. Madras	60	10	13	100	180	3,951	703	1,066	7,305	25,560
.. Burma	145	196	393	395	421	9,297	14,700	29,446	38,516	39,349
TOTAL	380	746	1,964	1,537	1,730	30,355	55,275	1,45,288	1,08,530	1,31,182
Manufactures—										
<i>Angle and tee, bolt and rod (III. K)—</i>	<i>Tons</i>	<i>Tons</i>	<i>Tons</i>	<i>Tons</i>	<i>Tons</i>					
United Kingdom (including Channel Islands)	71	861	319	53	11	12,057	84,378	34,102	6,997	2,031
Other British Possessions	16	9	3	3,667	1,632	328	1	3
TOTAL BRITISH EMPIRE	87	870	322	53	11	15,724	86,010	34,430	8,008	2,034

ARTICLES, AND COUNTRIES OF CONSIGNMENT; ALSO SHARE OF EACH PROVINCE	QUANTITY					VALUE				
	1931-32	1932-33	1933-34	1934-35	1935-36	1931-32	1932-33	1933-34	1934-35	1935-36
	Tons	Tons	Tons	Tons	Tons	Rs	Rs	Rs	Rs	Rs
Metals and Ores—continued										
<i>Iron—continued</i>										
Angle and tee, bolt and rod (III. K)*—continued										
Germany	1,535	1	411	998	8	1,43,368	230	49,190	85,190	1,008
Netherlands	491	4	42,817	..
Belgium	555	2,061	516	509	10	47,355	1,98,187	49,888	43,088	640
Luxemburg	496	1,231	45,695	1,08,915	..
Other Foreign Countries	1	138	351	25
TOTAL FOREIGN COUNTRIES	2,090	2,062	1,523	2,239	15	1,90,723	1,98,867	1,44,865	2,74,867	1,678
<i>Share of Bengal</i>	<i>2,118</i>	<i>2,915</i>	<i>1,335</i>	<i>3,281</i>	<i>12</i>	<i>1,95,688</i>	<i>2,75,878</i>	<i>1,76,455</i>	<i>2,88,680</i>	<i>2,997</i>
" Bombay	2	4	2	1	..	443	1,000	1,169	487	..
" Sind	33	1	5	5,880	114	106	38	1,002
" Madras	23	9	7	4	9	6,216	1,610	1,593	696	892
" Burma	1	3	1	222	475	78
{ Protected	22	19	27	2,534	26	14,495	2,914	6,720	2,18,298	2,907
{ Not protected	2,094	2,918	1,818	752	..	1,91,952	2,76,463	1,74,566	65,587	..
TOTAL	2,177	2,932	1,845	2,286	26	2,06,447	2,79,377	1,79,296	2,82,865	2,907
Bars and channels (III. K)*—										
United Kingdom (including Channel Islands)	480	253	415	731	399	1,17,231	1,07,456	1,02,128	1,04,574	98,155
Other British Possessions	1	2	1	1	2	817	592	81	185	441
TOTAL BRITISH EMPIRE	481	255	416	732	401	1,17,548	1,08,048	1,02,209	1,04,759	98,596
Sweden	465	567	694	471	606	1,14,106	1,48,106	1,62,778	1,08,809	1,22,762
Germany	58	14	26	22	13	13,211	3,567.7	6,026	5,604	2,414
Belgium	514	229	138	103	25	31,940	17,278	10,418	10,951	2,559
Other Foreign Countries	26	2	..	31	..	2,387	179	61	2,612	83
TOTAL FOREIGN COUNTRIES	858	812	858	627	644	1,61,544	1,66,130	1,83,278	1,22,876	1,24,777
<i>Share of Bengal</i>	<i>309</i>	<i>261</i>	<i>234</i>	<i>627</i>	<i>305</i>	<i>24,224</i>	<i>79,418</i>	<i>24,257</i>	<i>1,65,467</i>	<i>73,129</i>
" Bombay	123	24	106	138	25	27,622	12,717	17,392	16,228	2,467
" Sind	27	8	..	3	21	5,168	1,636	..	1,298	2,726
" Madras	513	612	742	608	622	1,29,890	1,54,553	1,73,224	1,04,624	1,22,662
" Burma	326	201	143	23	48	31,428	17,354	19,614	5,433	5,900
{ Protected	270	197	192	549	1,045	89,485	15,758	19,649	1,15,995	2,21,278
{ Not protected	919	970	1,082	810	..	2,29,807	2,56,420	2,68,838	2,01,640	..
TOTAL	1,289	1,167	1,274	1,959	1,045	2,79,092	2,72,178	2,88,487	2,17,635	2,21,278
Rice bowls (III. K)*—										
United Kingdom (including Channel Islands)	107	96	65	21	29	39,247	24,227	19,221	5,308	8,278
Other British Possessions	2	1	2	1,045	572	608	984	791
TOTAL BRITISH EMPIRE	109	96	65	22	31	40,892	24,799	19,829	6,292	9,069
Japan	17	28	108	90	..	6,488	8,449	21,089	15,285
Other Foreign Countries	3	6	..	1	..	999	1,887	..	227	..
TOTAL FOREIGN COUNTRIES	3	23	28	109	90	999	8,320	8,449	21,316	15,285
<i>Share of Bengal</i>	<i>11</i>	<i>4</i>	<i>..</i>	<i>1</i>	<i>16</i>	<i>4,270</i>	<i>1,682</i>	<i>..</i>	<i>267</i>	<i>5,240</i>
" Bombay	27	40	36	11	11	7,725	11,655	9,335	3,179	2,633
" Sind	18
" Madras	43	10	16,891	2,192	..	9	..
" Burma	31	65	27	119	94	13,615	26,590	18,335	24,123	16,479
TOTAL	112	119	98	181	121	41,301	48,119	28,898	27,678	24,354

* Classified as protected from Novem ber, 1934.

No. 10—continued

ARTICLES, AND COUNTRIES OF CONSIGNMENT; ALSO SHARE OF EACH PROVINCE	QUANTITY					VALUE				
	1931-32	1932-33	1933-34	1934-35	1935-36	1931-32	1932-33	1933-34	1934-35	1935-36
	Tons	Tons	Tons	Tons	Tons	Rs	Rs	Rs	Rs	Rs
<i>Iron—concluded</i>										
Total Iron (excluding Ore)—United Kingdom (including Channel Islands)	939	2,056	2,763	2,342	2,160	1,95,848	2,81,336	3,01,849	3,17,409	2,37,646
Other British Possessions	19	11	4	2	4	5,029	2,796	1,017	1,140	1,236
TOTAL BRITISH EMPIRE	958	2,067	2,767	2,344	2,173	2,00,877	2,84,132	3,02,866	3,18,549	2,38,881
Sweden	465	567	694	471	606	1,14,108	1,48,106	1,68,835	1,03,809	1,28,762
Germany	1,568	15	527	1,020	18	1,56,579	3,797	55,216	90,700	4,422
Netherlands	494	4	42,317	..
Belgium	921	2,206	654	612	35	83,801	2,12,085	60,251	54,039	3,409
Luxemburg	10	2	496	1,261	..	485	131	45,695	1,06,368	..
Japan	..	17	23	109	90	..	6,483	8,470	21,245	15,297
Other Foreign Countries	16	2	..	1,937	215	121	581	45
TOTAL FOREIGN COUNTRIES	3,000	2,897	2,409	3,969	740	3,56,968	3,65,817	3,38,592	4,19,059	1,51,936
Share of Bengal	2,553	3,530	3,011	4,484	1,392	2,94,089	3,32,307	3,27,503	4,36,763	1,53,699
" Bombay	203	318	303	667	117	42,900	45,915	76,166	77,310	19,582
" Sind	90	9	..	3	36	11,043	1,760	134	1,920	3,733
" Madras	639	648	764	612	317	1,54,436	1,60,058	1,75,793	1,13,534	1,61,414
" Burma	503	465	593	543	560	55,252	59,619	61,867	58,076	52,388
{ Protected	453	216	219	3,033	1,071	53,960	13,672	24,378	3,34,293	2,35,280
{ Not protected	3,505	4,749	4,957	3,230	1,851	5,08,805	6,31,277	6,17,080	4,03,315	1,55,536
TOTAL	3,953	4,964	6,176	6,313	2,922	5,57,785	6,40,949	6,41,453	7,37,603	3,90,316
<i>Steel—</i>										
Angle and tee (III. K)*—United Kingdom (including Channel Islands)	4,522	4,230	4,317	5,392	10,520	5,74,733	4,81,107	5,22,089	6,42,432	12,23,107
Ceylon (excluding Maldives)	5	633	7
TOTAL BRITISH EMPIRE	4,527	4,230	4,317	5,392	10,520	5,75,366	4,81,114	5,22,089	6,42,432	12,23,107
Germany	130	16	150	229	538	11,256	1,741	11,713	22,600	47,897
Belgium	9,000	6,139	5,014	6,665	5,617	7,91,889	4,32,604	4,05,694	6,13,107	4,63,874
Luxemburg	1,637	375	509	700	1,164	1,41,376	28,357	42,200	61,215	96,824
France	2,193	1,007	1,443	653	1,507	1,74,812	74,531	1,11,167	56,212	1,24,124
Italy (including Fiume)	82	11,000	..
Other Foreign Countries	4	1	6	879	317	1,830
TOTAL FOREIGN COUNTRIES	13,860	7,537	7,120	8,530	8,832	11,19,583	5,37,233	5,71,613	7,64,511	7,34,549
Share of Bengal	3,339	3,340	3,023	4,726	5,776	3,45,370	3,34,978	4,29,587	5,39,833	6,42,096
" Bombay	7,517	3,575	3,442	4,311	6,139	6,55,419	3,36,731	3,94,559	3,95,433	6,08,033
" Sind	4,801	3,462	2,455	3,001	4,417	4,33,691	1,73,163	3,01,923	2,64,315	3,66,440
" Madras	1,773	1,168	1,031	1,369	3,373	1,63,793	95,336	99,409	1,46,780	2,54,574
" Burma	962	723	536	325	743	1,07,116	30,139	63,163	60,027	36,513
{ Protected	16,356	11,742	11,413	13,794	19,352	16,89,704	10,14,197	10,90,353	14,02,050	19,57,656
{ Not protected	31	25	19	23	—	5,185	4,150	4,279	4,893	—
TOTAL	18,387	11,767	11,432	13,823	19,352	16,94,889	10,18,347	10,94,632	14,06,943	19,57,656

* Classified as protected from November, 1934.

GENERAL IMPORTS

(252)

No. 10—continued

ARTICLES, AND COUNTRIES OF CONSIGNMENT; ALSO SHARE OF EACH PROVINCE	QUANTITY					VALUE				
	1931-32	1932-33	1933-34	1934-35	1935-36	1931-32	1932-33	1933-34	1934-35	1935-36
Metals and Ores—continued										
Steel—continued										
Spring (III. K)*—	Tons	Tons	Tons	Tons	Tons					
United Kingdom (including Channel Islands)	573	496	50	131	240	83,008	60,864	10,140	15,524	29,221
Belgium	88	69	11,652	6,597
Other Foreign Countries	8	8	1	1	1	1,682	944	1,036	478	220
TOTAL FOREIGN COUNTRIES	91	72	1	1	1	18,334	7,541	1,086	478	220
Share of Bengal	21	7	44	..	1	2,221	1,179	2,399	628	1,201
" Bombay	631	519	8	3	15	90,739	66,660	2,078	1,619	1,424
" Sind	3	128	219	424	13,622	22,200
" Madras	..	12	15	18	1,559	197	..	1,214
" Burma	12	20	..	1	..	1,736	4,479	188	873	..
(Protected	—	—	—	120	250	—	—	—	14,246	30,028
(Not protected	664	598	51	3	—	96,342	73,905	11,176	1,766	—
TOTAL	664	598	51	132	250	96,342	73,905	11,176	16,002	30,028
Bars (other than Cast Steel) (III. K)*†—	Tons	Tons	Tons	Tons						
United Kingdom (including Channel Islands)	10,998	11,547	14,953	18,159	—	15,73,728	15,16,161	19,78,718	26,85,299	—
Other British Possessions	8	..	1	1	—	1,863	136	1,067	239	—
TOTAL BRITISH EMPIRE	11,006	11,547	14,954	18,160	—	15,75,591	15,16,297	19,77,785	26,85,538	—
Sweden	662	781	478	777	—	1,87,568	2,12,279	1,80,520	1,98,464	—
Poland (including Danzig)	340	—	31,166	—
Germany	1,370	2,925	3,142	2,891	—	1,68,241	2,63,910	2,96,016	2,70,656	—
Netherlands	8	19	458	..	—	682	2,019	36,169	162	—
Belgium	23,535	32,002	27,677	25,250	—	25,64,627	32,63,439	22,12,590	23,04,484	—
Luxemburg	20,842	17,067	12,811	10,972	—	15,92,439	10,70,409	10,13,482	9,37,571	—
France	5,029	4,841	5,489	2,808	—	2,82,020	2,22,949	4,22,821	2,45,027	—
Italy (including Fiume)	10	6	..	1	—	9,693	1,261	..	2,512	—
Czechoslovakia	54	60	84	117	—	17,877	20,929	24,836	63,284	—
Japan	11	..	1,024	1,299	—	4,158	40	81,076	1,18,967	—
United States of America—										
Pac. Atlantic Coast	..	12	2	14	—	1,090	4,396	875	11,922	—
" Pacific "	8	—	2,639	—
Other Foreign Countries	1	17	2	6	—	124	1,001	289	1,454	—
TOTAL FOREIGN COUNTRIES	61,528	57,021	51,177	44,474	—	49,33,557	41,67,722	43,27,154	41,95,269	—
Share of Bengal	16,422	22,257	24,107	16,104	—	15,94,629	19,71,853	23,96,421	29,48,169	—
" Bombay	21,158	14,210	15,799	20,256	—	18,89,832	11,86,168	15,13,169	21,21,370	—
" Sind	15,265	16,199	12,533	10,867	—	12,25,732	10,81,754	10,11,190	9,43,424	—
" Madras	17,342	12,092	11,092	11,350	—	15,34,961	11,06,811	11,00,250	12,99,649	—
" Burma	2,247	2,312	2,545	4,057	—	2,63,932	3,37,773	2,23,254	4,52,764	—
(Protected	32,127	21,821	19,792	30,259	—	80,62,107	20,92,196	21,50,919	26,63,242	—
(Not protected	40,407	47,347	46,889	32,375	—	84,47,041	35,91,863	41,54,015	32,17,535	—
TOTAL	72,534	69,168	66,181	62,634	—	65,09,148	56,84,059	63,04,934	68,80,777	—
Under ½ inch round or square—										
United Kingdom (including Channel Islands)	—	—	—	—	Tons	—	—	—	—	2,97,390
					2,189					
Germany	—	—	—	—	594	—	—	—	—	46,924
Belgium	—	—	—	—	2,486	—	—	—	—	2,01,559
Luxemburg	—	—	—	—	1,185	—	—	—	—	66,799
France	—	—	—	—	1,951	—	—	—	—	1,51,754
Other Foreign Countries	—	—	—	—	14	—	—	—	—	6,213
TOTAL FOREIGN COUNTRIES	—	—	—	—	6,180	—	—	—	—	4,97,320

* Classified as protected from November, 1934.
† Split up into two heads from 1935-36.

No. 10—continued

ARTICLES AND COUNTRIES OF CONSIGNMENT; ALSO SHARE OF EACH PROVINCE	QUANTITY					VALUE				
	1931-32	1932-33	1933-34	1934-35	1935-36	1931-32	1932-33	1933-34	1934-35	1935-36
Metals and Ores—continued						R	R	R	R	R
Steel—continued										
Bars (other than Cast Steel) (III. K)*—continued Under † inch square or round —continued.					Tons					
Share of Bengal	—	—	—	—	1,723	—	—	—	—	2,10,713
„ Bombay	—	—	—	—	3,003	—	—	—	—	2,39,398
„ Sind	—	—	—	—	1,209	—	—	—	—	93,882
„ Madras	—	—	—	—	2,097	—	—	—	—	1,87,913
„ Burma	—	—	—	—	332	—	—	—	—	33,312
TOTAL (PROTECTED)	—	—	—	—	8,369	—	—	—	—	7,65,216
Other sorts—					Tons					
United Kingdom (including Channel Islands)	—	—	—	—	10,571	—	—	—	—	30,00,286
Other British Possessions	—	—	—	—	8	—	—	—	—	1,605
TOTAL BRITISH EMPIRE	—	—	—	—	10,574	—	—	—	—	30,01,081
Sweden	—	—	—	—	584	—	—	—	—	1,56,478
Norway	—	—	—	—	1	—	—	—	—	51
Germany	—	—	—	—	4,228	—	—	—	—	4,15,889
Netherlands	—	—	—	—	60	—	—	—	—	5,342
Belgium	—	—	—	—	9,783	—	—	—	—	8,01,245
Luxemburg	—	—	—	—	6,175	—	—	—	—	4,80,095
France	—	—	—	—	5,278	—	—	—	—	4,28,937
Austria	—	—	—	—	6	—	—	—	—	9,045
Czechoslovakia	—	—	—	—	219	—	—	—	—	87,061
Japan	—	—	—	—	197	—	—	—	—	14,004
United States of America—										
Via Atlantic Coast	—	—	—	—	22	—	—	—	—	6,254
„ Pacific „	—	—	—	—	—	—	—	—	—	193
TOTAL FOREIGN COUNTRIES	—	—	—	—	26,533	—	—	—	—	24,05,304
Share of Bengal	—	—	—	—	12,498	—	—	—	—	19,81,963
„ Bombay	—	—	—	—	16,344	—	—	—	—	16,02,652
„ Sind	—	—	—	—	6,974	—	—	—	—	4,23,908
„ Madras	—	—	—	—	8,710	—	—	—	—	10,04,846
„ Burma	—	—	—	—	4,281	—	—	—	—	4,93,917
TOTAL (PROTECTED)	—	—	—	—	46,107	—	—	—	—	54,07,285
Cast—										
Tool steel—										
High speed (III. F)†—	Tons	Tons	Tons	Tons	Tons					
United Kingdom (including Channel Islands)	128	186	171	154	139	1,19,788	1,63,078	1,45,778	1,11,047	83,241
Other British Possessions	—	—	1	—	—	—	116	704	185	52
TOTAL BRITISH EMPIRE	128	186	172	154	139	1,19,788	1,64,094	1,46,482	1,11,842	83,293

* Split up into two heads from 1935-36.
† Classified as protected from November 1934.

ARTICLES, AND COUNTRIES OF CONSIGNMENT; ALSO SHARE OF EACH PROVINCE	QUANTITY					VALUE				
	1931-32	1932-33	1933-34	1934-35	1935-36	1931-32	1932-33	1933-34	1934-35	1935-36
	Tons	Tons	Tons	Tons	Tons	₹	₹	₹	₹	₹
Metals and Ores—continued										
<i>Steel—continued</i>										
<i>Cast—continued</i>										
<i>Tool steel—continued</i>										
High speed (III. K)*—continued										
Sweden	7	2	..	5,760	488	2,482	1,079	60
Germany	7	11	17	33	23	11,823	17,838	25,702	14,417	64,906
Belgium	3	..	6	33	..	5,263	96	8,599	4,566	2,379
France	2	4	..	1	1	18,578	25,079	130	5,124	15,220
Italy (including Fiume)	1	1	..	10	670	1,577	122	..	5,000
Czechoslovakia	15	22	40	21	42	20,150	25,065	64,307	24,808	33,200
United States of America— Via Atlantic Coast	2	1	..	33	..	19,919	33,038	..
Other Foreign Countries	21	3	5,224	894	567	9	1,671
TOTAL FOREIGN COUNTRIES	65	41	66	96	76	62,007	71,035	1,21,395	1,13,426	1,04,428
<i>Share of Bengal</i>	<i>21</i>	<i>4</i>	<i>3</i>	<i>4</i>	<i>..</i>	<i>2,201</i>	<i>10,332</i>	<i>11,337</i>	<i>652</i>	<i>..</i>
" <i>Bombay</i>	<i>59</i>	<i>69</i>	<i>95</i>	<i>107</i>	<i>101</i>	<i>1,01,919</i>	<i>32,121</i>	<i>1,22,974</i>	<i>29,914</i>	<i>1,21,641</i>
" <i>Sind</i>	<i>3</i>	<i>5</i>	<i>3</i>	<i>6</i>	<i>16</i>	<i>5,498</i>	<i>4,439</i>	<i>7,307</i>	<i>7,826</i>	<i>13,241</i>
" <i>Madras</i>	<i>21</i>	<i>103</i>	<i>32</i>	<i>39</i>	<i>48</i>	<i>54,373</i>	<i>73,293</i>	<i>60,166</i>	<i>36,224</i>	<i>29,621</i>
" <i>Burma</i>	<i>19</i>	<i>25</i>	<i>49</i>	<i>24</i>	<i>59</i>	<i>16,352</i>	<i>93,237</i>	<i>69,898</i>	<i>71,637</i>	<i>12,191</i>
{ Protected	—	—	—	9	215	—	—	—	12,976	1,07,741
{ Not protected	183	227	236	241	—	1,52,850	2,35,132	2,68,380	2,06,292	—
TOTAL	133	227	236	250	215	1,52,850	2,35,132	2,68,380	2,25,268	1,57,741
Carbon (III. K)*—										
United Kingdom (including Channel Islands)	175	85	77	100	159	73,738	38,831	37,638	29,100	54,79
Other British Possessions	45	..	40
TOTAL BRITISH EMPIRE	175	85	77	100	159	73,783	38,831	37,678	29,000	54,79
Germany	5	28	19	27	30	8,004	11,045	10,638	9,941	14,72
Belgium	1	35	578	6,853
Czechoslovakia	40	27	21	5	24	22,059	15,530	15,099	1,443	37,02
Other Foreign Countries	10	7	..	2	12	7,321	8,190	815	8,846	4,54
TOTAL FOREIGN COUNTRIES	55	61	75	34	76	32,384	30,308	22,905	14,730	56,300
<i>Share of Bengal</i>	<i>15</i>	<i>..</i>	<i>..</i>	<i>..</i>	<i>..</i>	<i>5,099</i>	<i>430</i>	<i>219</i>	<i>..</i>	<i>..</i>
" <i>Bombay</i>	<i>34</i>	<i>67</i>	<i>57</i>	<i>36</i>	<i>130</i>	<i>45,924</i>	<i>34,442</i>	<i>39,804</i>	<i>19,138</i>	<i>69,899</i>
" <i>Sind</i>	<i>13</i>	<i>15</i>	<i>11</i>	<i>28</i>	<i>33</i>	<i>3,126</i>	<i>3,516</i>	<i>4,148</i>	<i>12,593</i>	<i>9,733</i>
" <i>Madras</i>	<i>117</i>	<i>61</i>	<i>80</i>	<i>25</i>	<i>21</i>	<i>40,416</i>	<i>37,637</i>	<i>24,992</i>	<i>9,237</i>	<i>3,217</i>
" <i>Burma</i>	<i>1</i>	<i>3</i>	<i>4</i>	<i>25</i>	<i>1</i>	<i>11,602</i>	<i>3,084</i>	<i>1,414</i>	<i>4,643</i>	<i>433</i>
{ Protected	—	—	—	22	235	—	—	—	5,738	1,13,100
{ Not protected	280	146	152	112	—	1,06,107	69,229	70,588	37,977	—
TOTAL	280	146	152	134	235	1,06,107	69,229	70,588	43,715	1,13,100
Cast steel bars (III. K)*—										
United Kingdom (including Channel Islands)	123	237	458	769	240	58,558	1,48,892	2,75,950	3,20,049	60,640
Other British Possessions	46	435	128
TOTAL BRITISH EMPIRE	123	237	458	769	240	58,604	1,49,327	2,76,078	3,20,049	60,640

* Classified as protected from November, 1934.

No. 10—continued

ARTICLES, AND COUNTRIES OF CONSIGNMENT; ALSO SHARE OF EACH PROVINCE	QUANTITY					VALUE				
	1931-32	1932-33	1933-34	1934-35	1935-36	1931-32 *	1932-33	1933-34	1934-35	1935-36
	Tons	Tons	Tons	Tons	Tons	R	R	R	R	R
Metals and Ores—continued										
Steel—continued										
Cast—continued										
Cast steel bars (III. K)*—continued										
Sweden	21	46	..	15	..	5,484	12,098	..	4,891
Germany	5	21	5	1	2	4,560	25,198	11,568	2,606	408
Belgium	108	18	..	15	..	8,764	4,710	1,544	2,202
Italy (including Fiume)	3	2	8	..	871	2,300	2,777	0,468	..
Czechoslovakia	85	54	24	26	..	17,528	33,304	20,976	50,004
United States of America— Via Atlantic Coast	1	57	..	5,198
Other Foreign Countries	1	776	1,897	2,519	392	..
TOTAL FOREIGN COUNTRIES	5	188	127	33	58	6,284	61,681	72,169	41,011	67,095
Share of Bengal	57	313	468	700	190	47,686	1,81,861	3,05,938	3,38,563	98,326
„ Bombay	38	98	59	16	44	12,685	23,375	21,795	6,809	14,890
„ Sind	6	14	18	10	511	2,280	2,799	4,678	10,520
„ Madras	3	7	4	6	..	420	1,189	797	2,682	..
„ Burma	10	4	42	167	54	3,588	1,803	16,928	30,129	14,296
{ Protected	—	—	—	152	298	—	—	—	55,606	1,37,741
{ Not protected	128	425	585	675	—	64,888	2,11,008	8,48,247	3,06,354	—
TOTAL	128	425	585	802	298	64,888	2,11,008	8,48,247	3,61,960	1,37,741
Other cast steel (III. K)*— United Kingdom (including Channel Islands)	Tons	Tons	Tons	Tons	Tons					
	53	148	122	133	2	13,436	47,493	36,047	44,575	668
Straits Settlements	50
TOTAL BRITISH EMPIRE	53	148	122	133	2	13,436	47,493	36,097	44,575	668
Sweden	18	48	39	9	..	5,078	12,973	10,688	2,477	..
Denmark	119	10,916
Germany	83	132	41	6	..	28,147	43,291	12,467	1,688	..
Czechoslovakia	49	7	21	11	51	15,638	3,285	3,901	7,695
Other Foreign Countries	2	5	1	2	..	3,971	7,181	504	1,301	93
TOTAL FOREIGN COUNTRIES	217	230	88	38	11	49,160	78,482	26,889	9,365	7,788
Share of Bengal	83	293	70	90	5	29,130	77,351	37,335	35,373	1,362
„ Bombay	157	134	79	8	3	33,293	41,465	25,227	3,446	7,074
„ Sind	5	2	3	..	163	1,381	694	1,034	..
„ Madras	4	458
„ Burma	30	55	65	5,277	5,722	14,527	..
{ Protected	—	—	—	9	13	—	—	—	2,864	8,456
{ Not protected	270	377	210	162	—	62,696	1,25,975	62,986	51,076	—
TOTAL	270	377	210	171	13	62,696	1,25,975	62,986	53,940	8,456
Ingots, blooms, billets, and slabs (III. K)—	Tons	Tons	Tons	Tons	Tons					
United Kingdom (including Channel Islands)	988	1,131	1,473	877	778	1,21,764	1,38,463	1,62,523	1,04,181	63,501
Commonwealth of Australia	10,002	2,401	6,09,170	1,45,548
TOTAL BRITISH EMPIRE	988	1,131	1,473	10,879	2,179	1,21,764	1,38,463	1,62,523	7,13,351	2,39,049
Germany	85	141	200	5,755	11,611
Belgium	268	..	42	..	13,245	16,575	..	4,289	..	7,96,975
France	172	4	10	116	0	13,192	495	1,727	8,441	935
Hungary	790	78,278
Japan	60	7,132
Other Foreign Countries	12	24	165	1,313	2,422
TOTAL FOREIGN COUNTRIES	500	4	58	183	14,215	36,899	495	6,381	15,509	8,85,421
Share of Bengal	941	805	1,256	10,641	14,103	92,331	90,813	1,30,332	6,33,981	6,35,598
„ Bombay	444	249	216	393	1,251	52,849	33,627	30,710	41,088	99,365
„ Sind	19	58	52	13	6	2,395	6,209	6,292	1,638	987
„ Madras	39	18	8	9	2,021	4,522	2,555	691	1,359	1,37,035
„ Burma	45	5	2	7	12	6,586	773	379	324	1,517
TOTAL	1,488	1,135	1,531	11,062	17,394	1,58,663	1,32,978	1,68,904	7,28,860	11,24,470

* Classified as protected from November 1934.

GENERAL IMPORTS

(256)

No. 10—continued

ARTICLES, AND COUNTRIES OF CONSIGNMENT; ALSO SHARE OF EACH PROVINCE	QUANTITY					VALUE				
	1931-32	1932-33	1933-34	1934-35	1935-36	1931-32	1932-33	1933-34	1934-35	1935-36
	Tons	Tons	Tons	Tons	Tons	₹	₹	₹	₹	₹
Metals and Ores—continued										
Steel—concluded										
Total Steel—										
United Kingdom (including Channel Islands)	17,500	18,000	21,021	25,615	33,347	39,18,743	35,00,339	31,67,778	30,53,577	42,35,306
Commonwealth of Australia	10,003	2,401	6,09,170	1,45,907
Other British Possessions	13	..	2	1	3	2,577	694	1,939	484	1,700
TOTAL BRITISH EMPIRE	17,573	18,000	21,023	25,618	36,251	39,21,320	35,97,023	31,69,717	45,08,131	49,82,913
Sweden	686	345	563	789	615	2,00,513	2,30,742	1,55,051	2,02,443	1,64,370
Denmark	119	17	16,012	988
Poland (including Danzig)	340	31,106	..
Germany	1,600	2,023	2,375	3,248	5,556	2,16,571	2,02,436	2,68,219	2,27,130	5,34,111
Netherlands	23	19	458	..	60	5,663	2,019	26,501	162	5,426
Belgium	43,794	38,322	32,792	22,148	31,126	33,90,006	27,17,977	27,42,795	29,24,091	22,60,221
Luxemburg	22,479	17,422	13,320	11,684	8,408	17,24,009	10,98,766	10,55,662	10,00,094	6,68,119
France	7,400	5,856	6,948	2,578	8,740	5,04,290	4,29,730	5,36,328	2,18,298	7,21,006
Italy (including Fiume)	12	16	3	91	10	15,233	8,509	8,041	23,005	5,568
Austria	2	1	1	..	6	2,821	546	256	9	9,928
Hungary	706	72,279
Czechoslovakia	109	194	206	138	335	60,127	65,125	1,61,076	1,20,539	2,18,244
Japan	71	..	1,034	1,299	107	11,200	40	91,116	1,18,937	14,604
United States of America—										
Via Atlantic Coast	..	15	9	13	35	2,133	6,675	26,577	65,041	11,913
" Pacific "	3	1	2,939	676
Other Foreign Countries	3	3	2	6	1	1,650	910	2,562	2,484	1,266
TOTAL FOREIGN COUNTRIES	76,311	68,758	68,712	58,389	65,982	62,54,218	49,54,600	51,60,075	51,54,299	47,42,549
Share of Bengal	29,389	23,534	29,869	32,265	34,295	21,22,367	27,17,047	22,11,088	26,28,051	22,22,270
" Bombay	30,133	18,909	19,752	25,049	26,090	23,22,793	17,86,109	20,56,397	26,24,122	27,03,721
" Sind	20,101	12,741	15,127	14,064	11,184	16,22,021	12,73,323	12,35,222	12,49,414	9,41,223
" Madras	19,260	12,456	12,304	12,248	15,185	17,97,500	13,08,941	12,26,966	15,14,879	19,19,421
" Burma	3,396	4,172	2,282	4,731	5,479	4,10,943	4,97,162	4,40,229	6,21,293	6,42,104
Protected	50,483	22,568	31,210	44,349	74,839	47,51,811	21,08,293	22,41,272	51,02,787	66,07,351
Not protected	42,401	50,250	40,125	44,668	17,394	41,23,732	44,45,240	50,88,570	45,54,743	11,24,470
TOTAL	92,884	82,818	80,335	89,007	92,233	88,75,543	75,51,633	82,29,842	97,17,480	97,21,221
Iron or Steel—										
Articles and cables (III. K)—										
United Kingdom (including Channel Islands)	509	483	819	499	783	2,22,568	2,39,163	2,22,211	2,00,077	2,58,220
Other British Possessions	1	2	9	4	1	105	623	1,862	94	500
TOTAL BRITISH EMPIRE	510	490	828	503	784	2,22,673	2,39,786	2,24,073	2,00,171	2,58,720
TOTAL FOREIGN COUNTRIES	..	2	..	3	5	10	96	80	941	1,227
Share of Bengal	221	240	554	229	404	1,24,243	1,01,226	2,12,046	1,18,653	1,77,623
" Bombay	47	58	26	42	20	12,486	19,623	2,600	12,991	6,722
" Sind	45	3	6	4	50	19,900	226	2,322	1,697	25,123
" Madras	19	..	5	15	..	8,222	22	2,022	6,299	..
" Burma	113	192	207	216	259	51,221	2,17,514	1,10,167	1,20,678	1,50,748
TOTAL	510	492	828	506	789	2,22,703	2,39,880	2,24,303	2,01,112	2,60,167

No. 10—continued

ARTICLES, AND COUNTRIES OF CONSIGNMENT; ALSO NAME OF EACH PROVINCE	QUANTITY					VALUE				
	1931-32	1932-33	1933-34	1934-35	1935-36	1931-32	1932-33	1933-34	1934-35	1935-36
	Tons	Tons	Tons	Tons	Tons	Rs	Rs	Rs	Rs	Rs
<i>Iron and Steel—continued</i>										
<i>Beams, channels, pillars, girders and bridge work (III. K)— United Kingdom (including Channel Islands)</i>	14,021	5,832	9,159	9,882	16,079	22,05,647	8,42,570	13,03,859	13,22,321	20,96,704
<i>Ceylon (excluding Maldives)</i>	8	9	10	58	129	1,144	1,292	1,290	9,696	21,080
<i>Other British Possessions</i>	..	2	6	3	526	1,349	1,816	..
TOTAL BRITISH EMPIRE	14,029	5,843	9,175	9,943	16,208	22,06,791	8,44,397	13,06,528	13,33,833	21,17,784
<i>Germany</i>	5,973	1,138	2,295	4,395	6,337	4,66,468	75,833	1,73,030	3,46,708	4,60,464
<i>Netherlands</i>	..	6	193	644	14,890
<i>Belgium</i>	9,433	5,852	5,033	5,323	4,361	7,41,364	4,20,193	4,11,535	5,09,416	4,19,443
<i>Luxemburg</i>	465	210	737	343	124	33,527	16,549	67,323	28,635	11,157
<i>France</i>	6,933	2,675	1,711	1,765	1,157	4,56,743	1,73,943	1,20,960	1,37,364	91,332
<i>Czechoslovakia</i>	233	67,430
<i>Other Foreign Countries</i>	..	14	3	1	1,350	894	54	77
TOTAL FOREIGN COUNTRIES	23,032	9,895	10,022	12,330	12,479	17,65,533	6,88,517	7,94,132	10,19,177	10,02,473
<i>Share of Bengal</i>	7,193	3,466	4,372	3,633	3,531	7,21,033	3,31,111	4,24,160	5,39,956	9,29,959
<i>.. Bombay</i>	12,051	6,403	5,733	2,136	10,943	10,52,336	4,75,520	4,67,233	7,24,128	9,31,435
<i>.. Sind</i>	5,544	2,324	4,434	4,179	4,319	4,62,403	1,58,401	4,23,331	3,70,997	3,31,013
<i>.. Madras</i>	7,419	2,543	3,171	3,039	2,374	9,30,901	3,95,730	5,02,441	4,24,159	3,33,918
<i>.. Burma</i>	3,909	1,092	1,497	1,161	2,915	7,55,093	1,32,193	2,17,945	2,02,772	4,52,943
<i>Protected, fabricated</i>	4,612	1,451	2,333	1,404	1,675	10,92,963	3,04,011	4,39,606	2,93,040	4,59,630
<i>Protected, other</i>	31,509	14,287	16,859	20,929	27,012	23,79,356	12,28,903	16,11,054	20,59,970	26,60,577
TOTAL	36,121	15,738	19,197	22,273	28,687	39,72,324	15,32,914	21,00,660	23,53,010	31,20,257
<i>Boils and nuts (III. K)—</i>										
<i>United Kingdom (including Channel Islands)</i>	2,101	1,030	1,406	1,994	2,400	7,02,181	4,19,040	5,37,939	3,20,630	9,38,000
<i>Other British Possessions</i>	4	3	1	2	2	1,907	2,329	1,930	1,579	795
TOTAL BRITISH EMPIRE	2,105	1,033	1,407	1,996	2,402	7,04,148	4,21,369	5,39,869	3,22,209	9,38,795
<i>Sweden</i>	..	5	179	200	261	714	4,919	59,134	70,692	85,166
<i>Germany</i>	861	723	740	1,773	5,254	2,74,073	3,22,701	2,95,433	5,54,356	12,00,117
<i>Netherlands</i>	701	616	909	933	15	1,42,333	1,26,370	1,90,694	2,14,791	5,123
<i>Belgium</i>	2,334	3,233	3,460	4,242	3,323	6,56,301	6,20,164	6,79,334	3,37,337	7,18,663
<i>France</i>	35	335	362	322	31	13,065	1,12,893	1,09,054	89,339	3,347
<i>Italy (including Trieste)</i>	25	35	3	30	34	3,067	10,231	1,594	7,947	3,197
<i>Austria</i>	303	233	249	193	41	1,05,301	91,995	95,315	75,025	17,166
<i>Czechoslovakia</i>	49	67	13	103	6	17,419	23,736	6,243	31,536	1,614
<i>Japan</i>	24	123	195	266	699	9,362	50,695	90,637	95,009	1,36,261
<i>United States of America— Via Atlantic Coast</i>	60	32	44	37	43	60,433	42,239	40,030	62,942	33,505
<i>.. Pacific</i>	1	293	..	2	302	46
<i>Other Foreign Countries</i>	1	3	1	2	1	1,254	2,295	1,344	912	1,539
TOTAL FOREIGN COUNTRIES	4,924	5,419	6,160	8,166	10,213	11,90,169	14,11,188	15,69,419	20,40,788	22,65,739
<i>Share of Bengal</i>	2,716	1,965	3,039	3,375	3,409	6,61,641	5,34,476	7,91,339	10,93,755	13,16,153
<i>.. Bombay</i>	2,090	3,440	2,433	3,049	3,452	6,49,713	7,08,324	7,15,193	3,90,651	9,32,393
<i>.. Sind</i>	1,072	327	719	1,405	1,612	2,67,201	2,14,436	2,06,349	3,54,093	3,73,936
<i>.. Madras</i>	692	339	336	1,199	1,364	1,37,922	2,50,696	3,44,233	3,23,919	3,25,366
<i>.. Burma</i>	459	331	491	694	337	1,37,340	1,34,575	1,51,230	1,95,530	2,56,176
TOTAL (PROTECTED)	7,029	6,452	7,667	10,162	12,615	13,94,317	13,32,557	21,09,338	23,62,997	32,04,534

ARTICLES, AND COUNTRIES OF CONSIGNMENT; ALSO SHARE OF EACH PROVINCE	QUANTITY					VALUE				
	1931-32	1932-33	1933-34	1934-35	1935-36	1931-32	1932-33	1933-34	1934-35	1935-36
	Tons	Tons	Tons	Tons	Tons	Rs	Rs	Rs	Rs	Rs
Metals and Ores—continued										
Iron or Steel—continued										
Fencing materials (including fencing wire) (III. K)—United Kingdom (including Channel Islands)	645	589	714	1,202	989	1,95,865	2,04,789	2,65,910	4,11,246	5,14,714
Canada—Via Atlantic Coast	40	11	75	16,192	4,199	24,521
Other British Possessions	4	8	3	8	4	1,592	1,939	1,142	2,370	1,771
TOTAL BRITISH EMPIRE	549	592	765	1,221	1,068	1,97,357	2,06,728	2,82,244	4,17,815	5,41,006
Denmark	14	2	23	25	13	4,121	502	6,488	8,376	4,321
Germany	1,196	1,464	1,256	2,049	2,202	3,55,844	5,81,042	4,28,396	5,57,949	4,92,521
Netherlands	12	109	136	49	296	6,024	55,946	37,451	15,452	43,221
Belgium	1,085	1,321	1,060	972	840	2,26,407	2,11,662	2,19,512	1,81,732	1,22,221
France	6	76	173	165	24	1,229	15,602	22,061	25,247	4,221
Italy (including Fiume)	180	112	3	4	1	23,195	21,151	2,454	1,725	2,221
Austria	163	93	24	24	2	67,667	73,522	29,247	17,120	1,221
Hungary	5	42	91	768	7,372	16,863
Czechoslovakia	163	112	53	17	25	26,799	25,185	12,222	6,176	14,221
Japan	..	574	1,921	2,626	4,260	8	1,02,762	3,21,201	5,39,247	7,42,221
United States of America—Via Atlantic Coast	108	27	129	151	67	22,649	2,769	41,794	26,246	14,221
“ Pacific “	12
Other Foreign Countries	9	5	6	117	..	1,221
TOTAL FOREIGN COUNTRIES	2,927	3,922	4,829	6,022	7,758	7,46,716	12,10,256	12,08,027	12,87,219	14,99,221
Share of Bengal	669	1,172	1,220	2,221	2,420	1,22,221	2,22,221	4,42,221	6,70,221	8,22,221
“ Bombay	1,215	1,525	1,922	2,127	2,170	3,59,620	5,02,425	4,22,721	5,11,221	6,22,221
“ Sind	240	712	716	1,024	1,219	3,02,221	2,42,221	2,21,221	2,40,221	2,22,221
“ Madras	499	725	762	666	1,012	1,22,221	1,22,221	1,22,221	1,27,221	1,22,221
“ Burma	262	279	278	422	224	42,221	95,021	22,221	1,16,221	1,22,221
{ Protected	10	1,221
{ Not protected	3,426	4,524	5,654	7,252	8,202	9,42,672	14,17,022	14,91,271	12,08,124	12,87,221
TOTAL	3,426	4,524	5,654	7,252	8,221	9,42,672	14,17,022	14,91,271	12,08,124	12,87,221
Hoops and strips (III. K)—										
United Kingdom (including Channel Islands)										
	Tons	Tons	Tons	Tons	Tons					
	10,620	7,972	12,762	12,495	12,495	12,02,276	10,26,527	16,62,972	19,42,099	20,22,221
Other British Possessions	27	29	5	..	5	1,514	4,424	492	22	1
TOTAL BRITISH EMPIRE	10,657	8,007	12,767	12,495	12,500	12,03,790	10,21,071	16,63,469	19,42,121	20,22,221
Sweden	..	2	5	6	24	..	2,212	12,222	12,212	1,221
Poland (including Danzig)	641	1,902	72,425	2,07,221
Germany	1,224	2,017	2,521	2,945	2,545	1,51,129	2,64,272	4,24,425	5,42,012	2,22,221
Netherlands	42	22	7	2	9	9,196	2,222	1,222	644	1,221
Belgium	7,512	10,109	7,741	9,955	14,715	2,60,414	10,42,699	9,21,602	11,20,221	10,12,221
Luxemburg	1,227	1,922	1,922	1,942	1,291	2,02,672	1,22,221	2,47,221	2,20,221	1,22,221
France	1,221	2,227	2,027	2,222	2,171	1,22,127	2,22,012	2,22,027	4,42,019	2,22,221
Italy (including Fiume)	12	1	..	17,249	402	..
Czechoslovakia	522	446	65,922	2,221
Japan	5	5	..	42	2,764	1,212	770	..	5,992	2,221
United States of America—Via Atlantic Coast	427	2	10	12	441	52,291	1,207	2,499	4,104	2,221
“ Pacific “	..	20	4,110	..	102	..
Other Foreign Countries	22	10	2,092	1,221
TOTAL FOREIGN COUNTRIES	12,122	16,222	15,222	20,222	22,412	14,77,221	17,22,221	19,12,221	22,20,221	27,221
Share of Bengal	2,221	10,221	9,221	10,221	12,221	10,22,221	11,22,221	11,22,221	14,20,221	20,221
“ Bombay	9,221	7,221	9,221	10,221	12,221	10,22,221	9,22,221	12,22,221	12,22,221	12,221
“ Sind	4,221	2,221	6,221	9,221	12,221	4,22,221	2,22,221	7,22,221	11,22,221	12,221
“ Madras	1,221	1,721	2,221	2,221	2,221	1,22,221	2,22,221	2,22,221	2,22,221	2,221
“ Burma	221	221	221	221	221	42,221	20,221	1,12,221	1,22,221	1,221
TOTAL	22,221	24,221	28,221	34,221	42,221	27,22,221	27,22,221	32,22,221	42,22,221	57,221
Nails, rivets and washers (excluding wire nails) (III. K)—										
United Kingdom (including Channel Islands)										
	Tons	Tons	Tons	Tons	Tons					
	2,221	2,004	2,221	4,420	5,116	2,22,221	7,22,221	9,22,221	10,22,221	12,221
Other British Possessions	..	2	4	..	9	..	2,221	2,401	22	..
TOTAL BRITISH EMPIRE	2,221	2,012	2,221	4,420	5,125	2,22,221	7,22,221	9,22,221	10,22,221	12,221

* Classified as protected and not protected from November, 1924.

No. 10—continued

ARTICLES, AND COUNTRIES OF CONSIGNMENT; ALSO SHARE OF EACH PROVINCE	QUANTITY					VALUE				
	1931-32	1932-33	1933-34	1934-35	1935-36	1931-32	1932-33	1933-34	1934-35	1935-36
	Tons	Tons	Tons	Tons	Tons	R	R	R	R	R
Metals and Ores—continued										
Iron or Steel—continued										
Nails, rivets, and washers (excluding wire nails) (III. K)—continued										
Finland	49	130	249	313	250	18,467	41,920	73,214	90,256	77,137
Estonia	17	7	15,575	6,665
Sweden	1,987	1,238	1,401	1,423	1,580	8,48,972	6,31,520	6,63,375	6,35,441	7,78,401
Norway	1,083	1,529	1,386	1,450	1,797	3,36,590	4,43,815	3,84,065	3,54,465	4,25,177
Denmark	8	9	9	11	18	6,476	6,709	6,387	8,288	13,707
Germany	789	625	388	566	4,177	2,05,833	2,42,438	1,49,017	2,00,242	8,38,437
Netherlands	301	577	423	269	..	59,692	95,377	59,786	45,659	2
Belgium	2,555	2,564	2,171	2,700	2,360	5,49,334	5,53,150	3,82,353	4,79,643	4,74,464
France	105	115	72	31	23	26,388	35,425	18,521	10,122	5,970
Italy (including Fiume)	42	7	13,985	3,957
Austria	43	23	6	..	1	9,508	4,931	1,041	..	355
Czechoslovakia	559	511	473	791	401	1,74,317	1,85,665	1,59,798	2,58,417	1,32,590
Japan	62	24	96	188	117	14,500	11,973	80,157	42,257
United States of America—										
 Vld Atlantic Coast	13	6	6	9	8	16,470	13,358	7,179	7,254	7,788
" Pacific "	1	..	118
Other Foreign Countries	15	56	15	6	1	8,516	5,974	1,361	1,779	372
TOTAL FOREIGN COUNTRIES	7,513	7,503	6,620	7,725	10,817	22,35,371	22,35,059	18,98,483	21,20,742	27,36,657
Share of Bengal	2,390	2,736	2,333	4,132	6,117	7,79,733	7,12,624	3,23,605	9,36,077	12,44,747
" Bombay	4,433	4,468	3,776	4,476	5,094	12,37,301	12,98,693	9,95,539	11,38,343	12,76,273
" Sind	1,433	1,707	1,303	1,447	2,172	4,03,374	5,27,555	3,57,466	4,40,363	6,09,194
" Madras	669	757	343	771	1,163	3,07,180	2,31,253	3,56,349	3,04,397	4,40,096
" Burma	1,347	797	905	1,300	1,391	4,13,032	3,51,324	2,95,339	3,87,771	4,32,374
Protected	2,143	2,619	4,346	5,557	7,093	4,24,967	4,91,767	3,60,140	10,61,931	14,90,302
Not protected	8,719	7,886	5,768	6,598	7,949	27,19,643	25,80,187	19,73,168	21,45,975	25,12,034
TOTAL	10,865	10,515	10,614	12,155	16,942	31,44,600	30,71,954	23,33,323	32,07,956	40,02,386
Old, for re-manufacture (II. F)—										
 United Kingdom (including Channel Islands)	392	245	3,112	235	573	22,290	6,331	86,601	8,235	10,502
 Ceylon (excluding Maldives)	679	1,115	779	1,126	791	21,543	31,508	19,709	24,073	16,614
 Other British Possessions	35	43	24	29	100	1,307	1,977	693	630	3,337
TOTAL BRITISH EMPIRE	1,606	1,403	3,915	1,390	1,464	24,140	18,816	1,07,003	12,938	20,453
Iran	16	..	163	330	161	967	..	5,335	16,011	5,124
Other Foreign Countries	99	28	56	47	215	3,254	1,753	1,484	947	3,863
TOTAL FOREIGN COUNTRIES	115	28	219	377	376	4,221	1,753	6,819	16,958	8,987
Share of Bengal	71	59	77	11	120	3,567	2,044	2,322	239	4,277
" Bombay	372	259	3,130	764	573	22,344	7,450	87,133	31,433	30,045
" Sind	113	13	316	261	302	4,551	779	6,369	13,704	2,356
" Madras	660	1,100	711	731	645	20,793	31,301	17,653	14,414	11,729
" Burma	1	..
TOTAL	1,721	1,480	4,134	1,767	1,840	56,267	42,074	1,14,022	49,896	48,946

GENERAL IMPORTS

ARTICLES, AND COUNTRIES OF CONSIGNMENT; ALSO SHARE OF EACH PROVINCE	QUANTITY					VALUE				
	1931-32	1932-33	1933-34	1934-35	1935-36	1931-32	1932-33	1933-34	1934-35	1935-36
	Tons	Tons	Tons	Tons	Tons	Rs	Rs	Rs	Rs	Rs
Metals and Ores—continued										
Iron or Steel—continued										
Pipes and fittings, cast (III. K)—										
United Kingdom (including Channel Islands)	1,554	1,223	1,795	1,455	1,273	5,93,301	4,87,981	6,09,231	6,42,997	6,40,086
Other British Possessions	1	27	4	..	1	439	4,800	1,401	139	6
TOTAL BRITISH EMPIRE	1,555	1,250	1,799	1,455	1,274	5,93,740	4,92,841	6,10,632	6,43,136	6,40,092
Germany	13	26	21	23	39	7,397	13,270	9,710	11,535	19,323
Belgium	68	46	47	11	15	12,971	23,793	19,623	3,009	3,799
France	21	..	5	20	..	2,356	..	1,103	6,431	..
Japan	2	733	1,474	24	21	525	54,000	1,14,709	15,409	9,526
United States of America—										
Via Atlantic Coast	1	20	1	10	2	4,964	14,941	1,482	9,260	2,346
Other Foreign Countries	6	6	7	18	5	2,257	4,054	3,443	4,173	2,962
TOTAL FOREIGN COUNTRIES	111	246	1,555	126	63	37,370	1,10,158	1,30,275	50,416	39,613
Share of Bengal	143	351	245	262	643	64,171	37,134	1,53,313	1,16,933	2,71,343
" Bombay	535	994	1,913	456	607	1,39,312	2,17,231	3,07,922	2,35,477	2,03,931
" Sind	411	357	104	57	41	2,03,266	1,35,316	63,590	37,239	12,323
" Madras	414	252	303	362	197	97,574	33,373	1,06,066	1,71,933	34,396
" Burma	153	222	739	454	139	62,227	25,069	1,51,017	1,32,160	97,335
Protected	792	1,257	2,55,022	6,80,134
Not protected	1,666	2,096	2,354	789	..	6,36,110	6,02,936	7,60,907	3,33,470	..
TOTAL	1,666	2,096	2,354	1,581	1,257	6,36,110	6,02,936	7,60,907	6,95,552	6,80,134
Balls, chains, and fishplates, (including those for railways) (III. K)—										
United Kingdom (including Channel Islands)	3,025	1,150	2,385	5,165	2,443	7,31,447	2,81,441	4,30,192	7,26,345	4,53,231
Other British Possessions	..	6	1	80	1,245	81	..	79
TOTAL BRITISH EMPIRE	3,025	1,156	2,385	5,165	2,444	7,31,527	2,82,687	4,30,273	7,26,345	4,53,310
Germany	240	506	255	44	1,203	40,733	50,543	43,145	3,767	39,301
Netherlands	7	26	21	31	211	937	3,294	3,420	2,712	12,039
Belgium	976	39	213	27	105	1,27,144	3,425	22,005	9,359	7,535
United States of America—										
Via Atlantic Coast	232	..	15	13	3,137	31,396	..	4,031	3,079	1,75,016
" Pacific "	749	44,127
Other Foreign Countries	16	..	3	1,153	..	422
TOTAL FOREIGN COUNTRIES	1,571	531	617	125	5,404	2,51,364	57,267	73,073	18,917	2,31,302
Share of Bengal	383	224	1,452	2,772	4,335	1,41,713	44,161	1,90,443	4,30,963	3,55,379
" Bombay	327	536	99	612	746	71,171	74,365	10,141	33,031	75,171
" Sind	1,965	590	643	459	435	5,31,900	2,42,367	1,79,313	1,34,379	1,23,199
" Madras	1,141	140	646	350	2,097	1,74,367	21,335	93,660	75,934	1,94,133
" Burma	275	197	167	104	170	43,337	37,325	29,735	15,907	24,631
Protected:										
Balls 30 lbs. per yard and over and fishplates therefor	3,064	531	706	4,055	5,113	4,32,099	93,713	1,15,669	4,03,343	6,13,337
Others	484	162	213	207	1,203	46,249	19,133	26,445	25,035	96,573
Not protected	1,093	1,044	1,930	1,023	1,532	4,54,546	3,27,033	3,51,232	2,26,935	2,72,233
TOTAL	4,596	1,737	3,002	5,200	7,838	9,32,901	4,39,954	5,03,343	7,45,265	7,84,633

*Classified as protected from November 1934.

No. 10—continued

ARTICLES, AND COUNTRIES OF CONSIGNMENT; ALSO SHARE OF EACH PROVINCE	QUANTITY					VALUE				
	1931-32	1932-33	1933-34	1934-35	1935-36	1931-32	1932-33	1933-34	1934-35	1935-36
						R	R	R	R	R
Metals and Ore—continued, Iron or Steel—continued Screws—										
Wood screws (III. K)—	Tons	Tons	Tons	Tons	Tons					
United Kingdom (including Channel Islands)	266	335	211	257	591	1,77,506	1,90,331	1,02,684	1,31,267	2,84,695
Other British Possessions	1	878	206	24
TOTAL BRITISH EMPIRE	267	335	211	257	591	1,77,384	1,90,537	1,02,708	1,31,267	2,84,695
Poland (including Danzig)	13	4	0,788	1,570
Sweden	833	143	343	533	896	2,13,512	95,847	1,64,591	2,42,864	4,02,625
Germany	37	45	8	155	219	18,120	23,426	4,055	55,012	85,415
Belgium	650	878	345	156	289	3,59,514	4,23,377	1,42,702	68,472	1,21,218
France	195	134	134	8	..	73,827	47,437	54,770	1,338
Italy (including Sicily)	38	51	9	8	2	21,993	24,568	5,746	3,071	576
Austria	272	100	3	49	..	1,30,369	55,318	1,755	28,124	..
Hungary	58	13	36	15	12	31,724	5,301	13,637	5,611	4,326
Czechoslovakia	29	31	13	17,739	14,671	4,882	819	..
Japan	2	109	251	..	367	1,180	54,688	1,05,197
Other Foreign Countries	5	1	2	2,707	812	493
TOTAL FOREIGN COUNTRIES	1,435	1,458	895	1,159	1,631	8,02,481	7,22,604	3,86,478	5,12,906	7,23,165
Share of Bengal	468	447	329	303	1,032	2,53,915	2,49,616	1,46,571	1,93,054	4,62,742
" Bombay	397	360	305	293	248	2,41,315	1,75,323	1,31,371	1,34,620	1,12,391
" Sind	510	619	237	358	661	2,85,191	3,00,375	92,326	1,52,989	2,32,364
" Madras	248	264	174	290	226	1,43,229	1,41,427	85,140	1,30,196	99,977
" Burma	65	73	61	62	105	41,215	44,500	33,778	33,414	48,736
TOTAL	1,702	1,708	1,106	1,416	2,272	9,80,365	9,13,141	4,89,186	6,44,173	10,07,860
Metals thread screws (III. K)*—										
United Kingdom (including Channel Islands)	168	79	150	180	47	81,194	40,301	67,756	76,013	24,333
Other British Possessions	16
TOTAL BRITISH EMPIRE	168	79	150	180	47	81,210	40,301	67,756	76,013	24,333
Sweden	17	2	68	16	1	11,217	1,272	23,374	7,898	889
Germany	10	8	5	29	12	6,835	3,096	2,056	10,195	3,821
Belgium	21	23	20	14	..	12,961	10,704	3,016	6,641	..
Austria	56	37	83	20,171	15,074	30,288	..	220
Other Foreign Countries	4	11	10	2	1	1,997	4,334	3,602	1,103	229
TOTAL FOREIGN COUNTRIES	108	81	191	61	14	53,181	34,460	67,836	25,337	5,159
Share of Bengal	347	127	255	298	59	1,17,266	69,063	1,03,737	97,244	27,379
" Bombay	2	5	..	19	..	1,014	2,116	340	2,227	21
" Sind	14	27	85	1	2	13,170	12,377	30,737	1,335	2,008
" Madras	2	1	1	2,206	634	459	44	..
" Burma	735	91	278	..	84
{ Protected	—	—	—	11	61	—	—	—	46,114	29,492
{ Not protected	266	60	341	126	—	1,34,391	74,781	1,35,592	55,236	—
TOTAL	266	160	341	241	61	1,34,391	74,781	1,35,592	1,01,350	29,492

*Classified as protected from November, 1934.

GENERAL IMPORTS

(262)

No. 10—continued

ARTICLES AND COUNTRIES OF CONSIGNMENT; ALSO SHARE OF EACH PROVINCE	QUANTITY					VALUE				
	1931-32	1932-33	1933-34	1934-35	1935-36	1931-32	1932-33	1933-34	1934-35	1935-36
	Tons	Tons	Tons	Tons	Tons	₹	₹	₹	₹	₹
Metals and Ores—continued										
Iron or Steel—continued										
Total Screws (III. K)—										
United Kingdom (including Channel Islands)	424	414	361	437	638	2,58,700	2,30,832	1,70,440	2,07,280	2,60,028
Other British Possessions	1	204	206	24
TOTAL BRITISH EMPIRE	425	414	361	437	638	2,58,904	2,30,838	1,70,464	2,07,280	2,60,028
Sweden	350	145	411	549	897	2,24,729	97,119	1,28,465	2,50,262	4,08,414
Poland (including Danzig)	13	4	6,733	1,570
Germany	47	58	18	184	231	24,955	26,522	6,111	65,207	90,236
Belgium	671	901	365	170	289	2,72,475	4,39,081	1,50,718	75,118	1,21,318
France	..	196	134	134	8	..	73,527	47,437	54,770	1,328
Italy (including Fiume)	38	61	13	8	2	21,998	22,205	8,966	2,071	578
Austria	328	127	91	49	..	1,50,560	70,392	22,042	22,124	230
Hungary	69	13	36	15	12	31,724	5,391	12,637	5,611	4,226
Czechoslovakia	22	32	13	16,473	15,306	4,832	319	..
Japan	2	110	252	..	429	1,220	55,501	1,04,357
Other Foreign Countries	6	1	2	1	..	2,971	812	235	265	69
TOTAL FOREIGN COUNTRIES	1,543	1,539	1,086	1,220	1,096	6,55,082	7,57,084	4,54,214	5,38,243	7,22,324
Shares of Bengal										
" Bombay	789	574	524	636	1,091	2,21,121	2,02,879	2,20,302	2,20,222	4,20,122
" Sind	400	365	305	310	243	2,42,239	1,77,439	1,21,711	1,26,747	1,12,912
" Madras	524	676	222	359	463	2,25,561	2,12,162	1,22,112	1,54,224	2,22,212
" Burma	220	265	175	290	325	1,40,427	1,44,061	25,299	1,20,240	89,777
" ..	65	72	61	62	105	41,259	44,591	24,022	22,424	42,878
TOTAL	1,968	1,959	1,447	1,657	2,223	11,14,756	9,87,922	6,24,778	7,45,522	10,27,222
Sheets and plates—										
Galvanised—										
Corrugated (III. K)—										
United Kingdom (including Channel Islands)	47,440	39,761	44,312	42,873	50,498	91,22,452	69,16,400	82,71,461	80,44,922	91,45,151
Other British Possessions	4	276	27	167	346	701
TOTAL BRITISH EMPIRE	47,440	39,761	44,312	42,873	50,502	91,22,728	69,16,427	82,71,628	80,45,268	91,45,852
Germany	117	148	30	1,313	30	19,667	10,646	3,825	2,04,930	4,12
Netherlands	..	48	7,880
Belgium	20,940	16,790	2,904	1,104	7,044	42,97,176	26,08,584	6,22,416	1,70,419	10,21,08
Japan	158	465	251	280	1,780	29,155	94,967	44,021	55,712	2,21,40
United States of America—										
Via Atlantic Coast	79	5	21	33	7	28,020	2,074	9,216	12,511	2,72
" Pacific "	24	..	1	12,681	..	876
Other Foreign Countries	5	10	9	792	8	8	2,897	1,511
TOTAL FOREIGN COUNTRIES	21,322	17,451	4,207	2,740	2,870	44,08,521	27,24,159	6,21,467	4,47,470	12,60,22
Shares of Bengal										
" Bombay	22,291	21,776	20,222	25,197	20,229	52,76,022	37,50,206	22,72,022	45,22,444	62,21,221
" Sind	2,403	2,112	2,793	2,200	2,229	24,55,499	24,77,404	29,22,201	14,55,922	21,19,421
" Madras	2,551	4,972	2,295	1,222	2,162	5,47,201	2,02,222	4,22,202	2,76,101	4,04,201
" Burma	2,802	6,705	2,292	2,050	11,022	22,22,549	12,12,042	11,50,275	27,22,222	22,22,022
TOTAL (PROTECTED)	68,768	57,202	48,519	45,612	59,272	1,22,27,250	96,20,222	90,22,112	84,22,722	1,02,02,70

No. 10—continued

ARTICLES, AND COUNTRIES OF CONSIGNMENT; ALSO SHARE OF EACH PROVINCE.	QUANTITY					VALUE				
	1931-32	1932-33	1933-34	1934-35	1935-36	1931-32	1932-33	1933-34	1934-35	1935-36
Metals and Ores—continued						R	R	R	R	R
Iron or Steel—continued										
Sheets and plates—continued										
Galvanized—continued										
Plain (III. K.)—	Tons	Tons	Tons	Tons	Tons					
United Kingdom (including Channel Islands)	7,509	9,916	7,388	9,891	5,471	15,16,207	17,86,036	14,56,617	19,91,309	10,92,739
Other British Possessions	1	..	1	1	25	400	7	187	425
TOTAL BRITISH EMPIRE	7,509	9,917	7,388	9,892	5,472	15,16,232	17,87,066	14,56,624	19,91,496	10,93,164
Germany	972	833	65	8	616	1,40,158	49,898	8,664	1,268	70,996
Belgium	6,461	4,813	1,617	798	3,085	18,21,356	6,91,348	2,43,407	1,19,159	4,37,219
Luxemburg	41	10	6,816	1,440
Japan	323	892	3,237	2,462	4,795	70,400	1,58,113	5,71,688	4,75,129	8,62,669
Other Foreign Countries	12	1	22	2	..	2,386	672	4,263	719	..
TOTAL FOREIGN COUNTRIES	7,767	5,539	4,931	3,311	8,359	15,34,300	9,00,026	8,27,972	6,02,591	13,72,332
Share of Bengal	4,223	3,450	2,943	4,101	4,282	7,81,739	6,08,250	5,34,323	7,91,994	8,09,841
" Bombay	5,376	5,060	3,719	4,320	4,279	11,96,294	8,43,964	6,59,364	8,46,669	7,39,789
" Sind	2,821	3,427	2,376	2,185	2,973	5,51,372	5,27,008	4,22,053	4,10,330	4,65,888
" Madras	1,846	2,484	2,390	1,649	1,306	3,24,627	4,42,686	4,95,056	3,52,712	2,60,656
" Burma	1,005	1,045	891	948	991	1,96,500	2,00,724	1,73,210	1,90,892	1,89,322
Protected (sheets)	14,081	15,174	11,614	12,808	13,831	20,40,913	26,89,069	21,64,587	25,38,573	24,65,496
Not protected (plates)	645	332	705	835	—	1,02,619	48,023	1,20,009	55,514	—
TOTAL	15,276	15,456	12,319	13,203	13,831	30,50,532	26,87,092	22,84,596	25,94,087	24,65,496
Tinned—										
Tin plates (III. K.)—										
United Kingdom (including Channel Islands)	7,419	6,987	4,931	3,882	5,387	19,31,465	19,08,054	15,15,817	12,04,861	16,75,337
Other British Possessions	16	5	..	1	..	2,465	1,200	12	100	..
TOTAL BRITISH EMPIRE	7,435	6,992	4,931	3,883	5,387	19,33,930	19,09,254	15,15,829	12,04,961	16,75,337
Germany	6	71	1,024	356	78	1,458	22,804	5,34,632	1,02,049	20,120
Belgium	24	12	243	6,691	3,336	66,116	..
Netherlands	5	22	1,570	5,820
France	15	5,865	..
Italy (including Fiume)	11	83	552	655	..	3,045	24,941	2,68,565	2,06,751
Japan	211	5	20	50,170
United States of America— Via Atlantic Coast	148	..	218	324	154	45,119	..	56,840	59,173	49,744
Other Foreign Countries	8	1,086
TOTAL FOREIGN COUNTRIES	149	111	2,269	1,700	1,101	46,577	34,110	6,25,573	4,92,288	3,33,951
Share of Bengal	3,197	3,387	1,617	794	1,031	7,66,002	6,30,937	4,53,163	2,59,433	3,30,262
" Bombay	1,771	1,892	2,945	1,973	1,778	4,77,773	3,99,302	3,63,552	6,16,921	5,59,323
" Sind	103	367	776	1,329	2,341	35,492	2,19,014	2,10,956	3,57,763	6,51,923
" Madras	1,323	309	1,112	808	1,032	3,39,679	2,49,005	3,80,859	2,74,834	3,63,401
" Burma	1,175	648	790	665	303	3,11,561	1,45,106	2,12,873	1,88,188	94,279
TOTAL (PROTECTED)	7,584	7,008	7,240	5,583	6,488	19,30,507	19,48,364	21,41,402	16,97,249	20,09,188
Other sorts (III. K.)—										
United Kingdom (including Channel Islands)	8	19	3	3	41	4,366	5,690	2,101	2,709	32,119
Share of Bengal	8	16	3	3	41	4,366	5,690	1,901	2,581	31,874
" Sind	200	126	..
" Burma	3	246
TOTAL (PROTECTED)	8	19	3	3	41	4,366	5,690	2,101	2,709	32,119

ARTICLES, AND COUNTRIES OF CONSIGNMENT; ALSO SHARE OF EACH PROVINCE	QUANTITY					VALUE				
	1931-32	1932-33	1933-34	1934-35	1935-36	1931-32	1932-33	1933-34	1934-35	1935-36
Metals and Ores—continued										
<i>Iron or Steel—continued</i>										
<i>Sheets and plates—continued</i>										
<i>Tinned—continued</i>										
Total Tinned (III. K)—	Tons	Tons	Tons	Tons	Tons					
United Kingdom (including Channel Islands)	7,427	6,906	4,984	3,885	5,428	19,26,831	19,12,744	15,17,918	12,07,570	17,07,400
Other British Possessions	16	5	..	1	..	2,465	1,800	15	100	..
TOTAL BRITISH EMPIRE	7,443	6,911	4,984	3,886	5,428	19,29,296	19,14,544	15,17,933	12,07,670	17,07,400
Germany	6	71	1,924	856	78	1,458	22,804	5,24,622	1,02,049	20,12
Netherlands	5	22	1,270	5,220
Belgium	24	12	242	6,091	2,225	60,116	..
France	15	5,265	..
Italy (including Fiume)	11	82	352	655	..	2,045	24,941	2,69,565	2,06,71
Japan	211	5	20	20,17
United States of America—										
<i>Via Atlantic Coast</i>	142	..	218	224	154	5 45,119	..	56,840	59,172	49,74
Other Foreign Countries	2	1,00
TOTAL FOREIGN COUNTRIES	149	111	2,250	1,700	1,101	46,577	24,110	6,25,572	4,92,295	2,22,24
<i>Share of Bengal</i>	2,205	2,406	1,620	787	1,072	7,70,265	9,26,627	4,98,002	2,52,944	2,22,12
.. Bombay	1,771	1,292	2,245	1,972	1,772	4,77,772	2,99,202	2,22,552	6,16,921	5,22,22
.. Sind	108	267	775	1,222	2,241	25,422	2,19,914	2,11,125	12,67,222	6,51,22
.. Madras	1,222	202	1,112	202	1,622	2,22,272	2,49,002	2,69,222	2,74,224	2,22,22
.. Burma	1,172	542	722	622	202	2,11,221	1,22,102	2,12,272	1,22,121	9,22
TOTAL (PROTECTED)	7,522	7,022	7,222	5,522	6,522	19,25,272	19,49,024	21,42,502	16,99,922	20,41,22
Not galvanised or tinned—										
<i>Sheets up to one-eighth inch thick (III. K)—</i>										
United Kingdom (including Channel Islands)	11,596	14,611	14,121	16,270	14,742	16,49,471	12,42,722	19,52,164	24,52,924	22,72,22
Other British Possessions	6	42	22
TOTAL BRITISH EMPIRE	11,596	14,611	14,121	16,270	14,742	16,49,471	12,42,722	19,52,164	24,54,022	22,72,12
Germany	11	2	22	202	1,721	1,551	1,221	5,572	29,022	1,72,22
Belgium	1,722	1,622	2,224	2,612	5,071	1,20,227	1,46,211	2,21,166	2,27,722	5,02,12
Luxemburg	65	12	20	221	120	5,709	1,772	2,222	21,272	12,20
France	206	204	102	690	110	21,122	14,722	17,209	72,121	12,22
Japan	25	26	16	..	19	5,202	5,441	2,617	25	2,22
Other Foreign Countries	8	2	5	2	10	2,622	666	1,919	1,172	2,72
TOTAL FOREIGN COUNTRIES	2,107	1,921	2,522	4,250	7,001	2,12,022	1,70,222	2,67,164	4,72,022	7,07,22
<i>Share of Bengal</i>	4,022	2,722	2,222	4,077	6,204	5,27,199	5,22,722	5,42,212	6,42,222	9,22,22
.. Bombay	4,122	5,271	4,222	2,122	2,222	5,77,724	6,21,227	2,42,221	11,21,222	10,74,22
.. Sind	2,222	2,122	2,022	2,227	2,222	2,22,214	2,21,222	2,22,022	2,42,224	2,22,22
.. Madras	2,122	2,222	2,212	2,422	1,622	2,72,211	2,54,727	2,71,222	2,70,144	2,27,22
.. Burma	222	2,022	2,222	2,022	2,211	1,22,271	2,74,772	5,22,222	4,47,222	2,22,211
TOTAL	12,702	16,542	16,714	20,720	21,212	12,67,529	20,19,022	22,19,22	29,27,022	29,24,22

No. 10—continued

ARTICLES, AND COUNTRIES OF CONSIGNMENT; ALSO SHARE OF EACH PROVINCE	QUANTITY					VALUE				
	1931-32	1932-33	1933-34	1934-35	1935-36	1931-32	1932-33	1933-34	1934-35	1935-36
	Tons	Tons	Tons	Tons	Tons	₹	₹	₹	₹	₹
Metal and Ore—continued										
Iron or Steel—continued										
Sheets and Plates—continued										
Not galvanised or tinned—continued										
Plates over one-eighth inch thick (III. K)—										
United Kingdom (including Channel Islands)	4,938	4,234	6,067	7,788	8,959	6,77,976	5,49,069	7,66,891	9,41,330	11,03,298
Other British Possessions	8	410	52	87	49	56
TOTAL BRITISH EMPIRE	4,941	4,234	6,067	7,788	8,959	6,78,386	5,49,121	7,66,978	9,41,379	11,03,354
Germany	56	1	11	115	1,092	8,026	255	1,180	16,101	1,31,507
Belgium	2,845	1,005	862	911	1,609	2,44,940	90,393	85,513	1,06,383	1,56,631
Luxemburg	82	25	..	20	123	6,912	2,020	..	2,767	13,314
France	346	65	75	148	218	27,401	4,696	6,948	15,726	16,864
Other Foreign Countries	..	12	55	2,899	17	101	1,164
TOTAL FOREIGN COUNTRIES	3,331	1,109	938	1,194	3,042	2,87,834	1,00,268	98,964	1,41,078	3,19,480
Share of Bengal	2,459	2,190	3,368	4,377	5,693	2,78,862	3,31,898	4,04,407	5,49,521	6,66,657
" Bombay	2,549	821	1,361	2,365	3,214	3,06,636	1,06,331	1,60,259	2,32,539	3,71,924
" Sind	1,918	122	499	679	666	1,21,011	14,712	46,567	63,677	60,536
" Madras	1,521	799	360	1,939	1,123	1,66,419	85,420	1,09,367	1,19,973	1,60,163
" Burma	785	501	1,119	1,572	1,240	92,793	61,523	1,40,249	66,747	1,52,534
TOTAL	8,272	5,348	7,005	8,932	12,001	9,65,720	6,49,384	8,60,942	10,82,457	14,22,829
Other sorts (III. K)—										
United Kingdom (including Channel Islands)	106	198	83	1,639	2,933	18,737	40,089	20,027	2,19,161	3,92,062
Other British Possessions	80
TOTAL BRITISH EMPIRE	106	198	83	1,639	2,933	18,737	40,089	20,027	2,19,161	3,92,142
Germany	145	1	24,318	663
Belgium	21	2	1	7	615	1,928	138	84	1,922	54,048
TOTAL FOREIGN COUNTRIES	21	2	1	152	616	1,928	138	84	26,300	54,711
Share of Bengal	119	200	84	1,791	3,549	19,849	40,207	20,111	2,45,461	4,46,853
" Bombay	8	1,823	30
TOTAL	127	200	84	1,791	3,549	20,665	40,227	20,111	2,45,461	4,46,853
Total not galvanised or tinned (III. K)—										
United Kingdom (including Channel Islands)	16,640	19,048	20,281	25,747	20,038	23,46,184	24,37,946	27,89,061	36,14,475	37,71,656
Other British Possessions	8	6	410	52	87	97	966
TOTAL BRITISH EMPIRE	16,648	19,048	20,281	25,747	20,044	23,46,594	24,38,098	27,90,169	36,14,572	37,72,621

GENERAL IMPORTS

(266)

No. 10—continued

ARTICLES, AND COUNTRIES OF CONSIGNMENT; ALSO SHARE OF EACH PROVINCE	QUANTITY					VALUE				
	1931-32	1932-33	1933-34	1934-35	1935-36	1931-32	1932-33	1933-34	1934-35	1935-36
	Tons	Tons	Tons	Tons	Tons	Rs	Rs	Rs	Rs	Rs
Metals and Ore—continued										
Iron or Steel—continued										
Sheets and Plates—concluded										
Total not galvanised or tinned (III. K)—continued										
Germany	67	3	37	1,008	2,324	9,377	1,600	6,756	1,29,502	3,04,869
Belgium	4,658	2,676	3,117	3,537	7,295	4,27,205	2,35,342	3,17,032	3,95,134	7,14,192
Luxemburg	147	43	80	251	243	12,621	3,792	8,223	24,642	26,221
France	554	269	297	336	323	48,597	19,423	24,457	33,857	23,923
Japan	25	26	16	..	19	5,613	5,441	3,617	25	3,434
Other Foreign Countries	8	15	5	2	10	3,797	3,663	1,936	1,274	4,023
TOTAL FOREIGN COUNTRIES	5,459	3,042	3,522	5,006	10,719	5,07,320	2,70,669	3,61,152	6,40,434	10,31,930
Share of Bengal	6,627	7,113	7,126	10,245	15,531	3,34,902	9,12,323	9,72,729	14,41,264	21,33,119
" Bombay	6,749	6,792	6,644	10,554	11,739	3,26,192	7,67,278	7,02,842	13,94,031	14,05,426
" Sind	3,354	2,257	2,432	3,626	3,689	4,14,425	2,46,662	2,74,617	4,11,991	3,75,229
" Madras	3,659	3,262	3,423	3,267	2,333	4,32,938	4,40,729	4,29,262	4,99,117	3,98,912
" Burma	1,713	2,551	4,673	3,637	3,651	2,22,454	3,22,297	6,63,269	5,14,893	5,19,419
Protected, fabricated	163	94	152	75	27	45,248	27,012	35,227	19,225	8,294
Protected, others	21,316	21,754	23,225	30,225	27,312	26,97,067	26,26,276	30,09,966	41,51,997	43,29,742
Not protected	622	237	315	543	23	1,00,979	44,778	54,758	33,284	6,464
TOTAL	22,102	22,065	23,803	31,443	37,563	28,52,914	27,08,657	31,00,321	42,55,006	49,54,541
Total Sheets and Plates—	Tons	Tons	Tons	Tons	Tons					
United Kingdom (including Channel Islands)	79,006	75,616	76,955	82,396	88,036	1,49,32,175	1,30,54,756	1,40,85,022	1,48,58,276	1,57,17,001
Other British Possessions	19	6	..	2	11	3,276	1,679	273	730	2,091
TOTAL BRITISH EMPIRE	79,025	75,622	76,955	82,398	88,046	1,49,35,451	1,30,56,435	1,40,85,295	1,49,59,006	1,57,19,092
Germany	1,162	550	2,046	2,745	3,448	1,70,880	93,949	5,53,839	4,27,749	4,06,161
Netherlands	12	55	27	1	..	2,617	10,188	7,644	209	..
Belgium	32,059	23,803	3,650	5,632	17,974	60,45,737	35,48,403	11,87,220	7,51,823	21,32,441
Luxemburg	147	43	80	292	253	12,621	3,792	8,322	30,958	26,971
France	554	269	298	353	337	48,597	19,423	23,270	24,322	30,431
Italy (including Fiume)	11	33	352	655	..	3,045	24,041	2,69,565	2,09,791
Japan	595	1,393	3,604	2,742	9,306	1,15,168	2,58,521	6,12,231	5,30,287	12,37,721
United States of America—										
Via Atlantic Coast	223	19	240	270	161	76,090	6,573	66,606	73,753	52,541
" Pacific "	24	..	1	18,031	..	376
Other Foreign Countries	7	10	3	1,407	8	115	3,513	2,374
TOTAL FOREIGN COUNTRIES	34,698	26,143	14,919	18,447	29,049	84,91,711	69,38,964	24,95,164	21,82,738	41,48,961
Share of Bengal	42,431	35,745	32,102	40,340	51,334	73,13,596	63,14,012	58,74,763	70,22,786	85,67,023
" Bombay	39,493	34,369	30,494	35,099	39,999	39,15,749	54,92,345	51,52,050	42,14,696	43,75,030
" Sind	9,888	3,604	3,377	9,410	11,322	15,42,559	12,84,323	13,70,131	15,86,710	13,97,651
" Madras	12,339	11,021	10,260	7,076	7,333	39,39,396	19,33,873	19,77,771	14,33,194	13,33,974
" Burma	9,786	10,269	11,651	13,320	15,266	19,99,065	20,00,232	22,00,897	26,48,011	31,19,364
TOTAL	138,723	101,766	91,884	95,846	117,095	2,14,27,169	1,69,95,399	1,61,91,525	1,70,41,739	1,98,65,023

No. 10—continued

ARTICLES, AND COUNTRIES OF CONSIGNMENT; ALSO SHARE OF EACH PROVINCE	QUANTITY					VALUE				
	1931-32	1932-33	1933-34	1934-35	1935-36	1931-32	1932-33	1933-34	1934-35	1935-36
						R	R	R	R	R
<i>Isiah and Ore—continued</i>										
<i>Iron or Steel—continued</i>										
Sleepers and Keys of Steel or Iron for railways (III. K)— United Kingdom (including Channel Islands) . . .	Tons 4,775	Tons 1,954	Tons 2,472	Tons 4,095	Tons 4,038	7,35,348	3,07,450	3,84,260	6,33,841	6,62,035
Germany	286	16	59	105	196	31,167	1,188	6,544	11,994	16,937
Belgium	345	1,408	316	56	242	41,441	1,22,686	30,660	6,137	12,260
France	204	16,810
Other Foreign Countries . . .	17	17	25	7	..	1,504	1,970	2,326	1,539	..
TOTAL FOREIGN COUNTRIES	852	1,441	400	168	438	90,922	1,25,794	40,030	18,670	39,197
<i>Share of Bengal</i>	635	320	416	403	435	1,42,079	25,546	33,533	32,732	30,933
" <i>Bombay</i>	3,331	2,062	1,392	1,714	947	4,91,596	2,34,944	2,47,578	2,11,133	2,09,657
" <i>Sind</i>	1,375	373	621	1,237	1,320	1,46,532	32,105	77,127	1,69,392	2,22,260
" <i>Madras</i>	288	141	43	379	1,273	46,563	33,957	10,934	1,62,149	1,37,337
" <i>Burma</i>	692	13
Protected	5,265	3,323	2,846	4,215	4,526	7,03,623	4,20,230	4,20,034	6,34,311	7,01,232
Not protected	361	67	26	48	..	63,147	13,014	4,256	13,200	..
TOTAL	5,627	3,391	2,872	4,263	4,526	7,66,770	4,33,244	4,24,290	6,47,511	7,01,232
<i>Tubes, pipes and fittings, wrought (III. K)—</i>	Tons	Tons	Tons	Tons	Tons					
United Kingdom (including Channel Islands)	11,635	9,753	13,557	15,333	29,550	36,67,114	27,04,578	37,67,628	46,19,007	60,07,597
Strait Settlements	1	1	3	65	51	1,398	1,083	679	25,999	15,735
Canada— Vid Atlantic Coast	223	89	..	94	28	60,046	36,002	..	19,354	8,515
Other British Possessions . . .	7	1	4	16	2	2,421	533	1,403	2,466	960
TOTAL BRITISH EMPIRE	11,866	9,844	13,563	15,608	29,631	37,31,479	28,22,201	37,69,708	46,07,326	60,32,357
Finland	60	11,626
Sweden	6	10	4	28	41	2,706	2,632	1,376	5,107	10,074
Poland (including Danzig) . . .	1,384	3,011	4,469	3,734	614	3,55,729	3,22,239	3,75,532	7,37,234	39,478
Germany	3,305	4,335	3,503	6,773	37,322	9,57,302	10,79,533	7,06,949	14,48,209	39,05,978
Netherlands	1,713	1,330	899	330	127	4,31,500	3,07,401	1,33,075	65,373	20,113
Belgium	1,150	336	763	1,210	1,530	3,33,230	2,43,203	1,31,313	2,96,179	2,65,642
France	273	322	1,223	1,010	412	30,063	70,474	2,41,753	2,00,694	32,411
Czechoslovakia	239	535	1,365	3,290	407	32,290	1,35,077	3,70,392	6,41,311	69,037
Japan	602	523	932	1,146	1,375	2,46,756	1,36,353	3,46,932	3,90,145	4,36,171
United States of America— Vid Atlantic Coast	3,191	1,923	1,794	1,326	615	3,56,775	4,72,537	4,19,212	4,16,300	2,14,669
" <i>Pacific</i>	4	6,023
Other Foreign Countries	2	32	16	17	1	1,733	13,654	3,660	3,171	2,730
TOTAL FOREIGN COUNTRIES	11,920	13,617	15,433	19,414	32,438	33,93,974	33,45,939	33,91,194	42,09,304	51,43,331
<i>Share of Bengal</i>	6,435	6,434	9,309	12,339	20,966	20,26,167	17,33,190	24,42,032	24,33,273	40,67,136
" <i>Bombay</i>	3,317	3,103	6,350	7,354	13,192	17,35,636	13,25,532	15,73,621	19,35,247	25,49,325
" <i>Sind</i>	4,507	7,075	5,566	3,375	13,543	13,64,733	17,95,160	12,92,195	13,35,715	27,11,230
" <i>Madras</i>	4,061	2,377	3,321	3,137	6,316	10,92,305	7,13,455	3,02,510	7,45,307	10,53,639
" <i>Burma</i>	2,976	1,732	3,900	2,997	3,193	9,05,664	5,45,413	10,51,594	9,29,037	7,74,953
Protected	19	3	571	205	114	11,429	1,952	1,77,129	91,665	23,343
Not protected	23,767	23,453	23,475	34,717	62,005	71,10,024	61,63,233	69,33,773	37,35,005	1,11,57,395
TOTAL	23,786	23,456	24,046	34,922	62,119	71,30,453	63,69,190	71,60,002	38,76,630	1,11,81,233

GENERAL IMPORTS

(268)

No. 10—continued

ARTICLES, AND COUNTRIES OF CONSIGNMENT; ALSO SHARE OF EACH PROVINCE	QUANTITY					VALUE				
	1931-32	1932-33	1933-34	1934-35	1935-36	1931-32	1932-33	1933-34	1934-35	1935-36
	Tons	Tons	Tons	Tons	Tons	Rs	Rs	Rs	Rs	Rs
Metals and Ores—continued										
Iron or Steel—continued										
Wire nails (III. K)—										
United Kingdom (including Channel Islands)	179	213	236	198	223	34,761	43,967	55,418	42,698	54,431
Other British Possessions	..	8	1	26	9	259	1,480	285	4,071	1,431
TOTAL BRITISH EMPIRE	179	213	237	189	233	35,020	50,447	55,703	46,769	55,862
Sweden	12	243	333	246	114	3,261	44,519	63,249	44,433	36,711
Poland (including Danzig)	102	13,071
Germany	2,325	2,325	1,180	1,636	1,301	3,62,633	4,20,380	1,86,619	2,40,015	1,96,721
Netherlands	..	20	33	24	4,000	14,036
Belgium	6,202	5,739	4,005	5,232	6,984	9,61,920	10,92,538	6,56,418	8,09,629	10,02,111
Luxemburg	4	45	11	620	7,466	1,311
France	..	57	98	10	10,453	17,937	1,691	..
Italy (including Trieste)	26	16	366	471	189	4,000	2,488	53,742	75,443	23,311
Austria	93	101	32	13	..	12,951	16,918	5,478	2,136	..
Hungary	277	653	351	900	1,058	41,702	1,09,139	1,36,953	1,30,250	1,44,401
Czechoslovakia	319	552	211	512	93	51,071	91,099	37,926	72,352	72,711
Japan	..	2,241	4,512	6,313	5,179	9	4,06,833	7,66,219	9,71,524	7,13,333
United States of America— Via Atlantic Coast	23	56	4	..	13	4,807	9,536	1,344
Other Foreign Countries	23	18	7	4,572	3,233	6	..	731
TOTAL FOREIGN COUNTRIES	9,277	12,980	11,705	15,464	15,042	14,41,833	22,32,163	19,48,165	23,64,965	31,36,133
Share of Bengal	2,159	2,320	2,166	2,398	2,539	2,61,998	4,22,453	4,30,372	3,72,423	3,77,136
" Bombay	1,439	2,275	2,143	2,034	2,911	2,32,367	4,11,275	3,65,336	4,61,842	4,21,423
" Sind	1,505	1,522	1,122	1,736	1,656	2,11,371	2,71,627	1,99,267	2,58,822	2,24,741
" Madras	1,353	2,742	2,635	2,639	3,702	2,92,173	4,92,149	4,73,666	4,49,993	6,51,147
" Burma	2,470	3,329	2,921	4,226	4,339	2,78,554	7,97,091	4,93,198	6,77,389	630,733
TOTAL (Protected)	9,456	13,198	11,942	15,653	15,274	14,76,872	23,32,610	20,07,338	24,11,734	31,96,166
Wire rope—										
Black (III. K)—										
United Kingdom (including Channel Islands)	1,416	1,160	1,377	1,792	1,512	8,04,943	6,08,627	6,85,614	9,54,114	8,17,122
Other British Possessions	1	3	2	1,296	1,037	245	936	471
TOTAL BRITISH EMPIRE	1,417	1,163	1,377	1,792	1,514	8,06,239	6,07,664	6,86,059	9,65,102	8,37,593
Germany	150	123	139	179	230	62,262	56,412	59,009	32,016	1,12,711
Belgium	11	13	62	2,535	3,334	19,401
United States of America— Via Atlantic Coast	29	4	11	3	40	49,543	5,137	5,942	2,325	22,320
Other Foreign Countries	2	9	6	1,007	24	156	2,511	2,311
TOTAL FOREIGN COUNTRIES	192	127	150	204	378	1,15,347	61,623	65,107	91,136	1,53,257
Share of Bengal	1,090	980	1,043	1,330	1,433	5,50,990	4,34,296	4,64,171	6,34,073	6,05,143
" Bombay	7	6	3	10	6	5,933	6,922	5,135	5,471	3,411
" Sind	41	15	55	23	43	57,303	9,161	31,264	15,417	23,333
" Madras	132	55	33	301	133	1,03,391	42,927	45,912	1,33,446	91,311
" Burma	239	224	333	336	249	1,97,999	1,45,860	2,03,634	2,07,370	1,87,433
TOTAL	1,609	1,290	1,527	1,996	1,892	9,21,691	6,69,217	7,51,266	10,40,238	9,76,923

No. 10—continued

ARTICLES, AND COUNTRIES OF CONSIGNMENT; ALSO SHARE OF EACH PROVINCE	QUANTITY					VALUE				
	1931-32	1932-33	1933-34	1934-35	1935-36	1931-32	1932-33	1933-34	1934-35	1935-36
<i>Metals and Ores—continued</i>						R	R	R	R	R
<i>Iron or Steel—continued</i>	Tons	Tons	Tons	Tons	Tons					
<i>Wire rope—continued</i>										
Galvanised (III. K)— United Kingdom (including Channel Islands)	649	489	507	798	549	3,78,372	2,97,385	2,93,865	3,73,198	3,48,597
Other British Possessions	4	..	6	..	576	3,373	447	1,173	598
TOTAL BRITISH EMPIRE	649	493	507	804	549	3,78,948	3,00,608	2,94,312	3,74,366	3,49,195
Germany	319	223	195	182	223	99,601	90,400	75,410	80,321	71,458
Belgium	94	18	79	19	132	18,152	6,468	27,357	7,999	26,196
Japan	24	17	168	194	..	1,834	5,834	40,050	46,372
United States of America— Via Atlantic Coast	2	1	3	6	26	1,039	672	662	3,422	17,558
Other Foreign Countries	2	..	371	1	71	738
TOTAL FOREIGN COUNTRIES	415	266	294	365	577	1,13,792	99,745	1,09,264	1,31,868	1,62,322
<i>Share of Bengal</i>	632	317	353	611	405	2,32,803	1,53,743	1,31,935	2,54,932	2,30,906
“ <i>Bombay</i>	137	177	171	261	322	86,203	79,199	31,506	1,00,456	1,21,694
“ <i>Sind</i>	34	43	44	63	59	18,310	30,319	16,568	28,914	43,644
“ <i>Madras</i>	197	31	93	108	163	97,309	57,668	42,604	48,332	41,351
“ <i>Burma</i>	134	141	140	126	178	70,115	79,526	80,913	73,645	78,933
TOTAL	1,064	759	801	1,169	1,126	4,97,740	4,00,353	4,08,576	5,06,220	5,11,517
<i>Wire, other than fencing wire (III. K)—</i>	Tons	Tons	Tons	Tons	Tons					
United Kingdom (including Channel Islands)	826	1,141	855	988	2,144	2,57,241	2,52,944	2,54,090	2,78,419	4,98,971
Other British Possessions	4	1	24	6	..	1,484	1,102	1,031	1,406	217
TOTAL BRITISH EMPIRE	830	1,142	879	998	2,144	2,58,725	2,54,046	2,55,121	2,79,825	4,99,188
Sweden	13	9	12	112	13	5,150	3,013	4,774	16,844	6,185
Germany	4,450	3,904	2,305	2,338	2,337	6,90,275	6,99,092	4,10,565	3,47,941	3,47,836
Netherlands	5	25	26	23	66	956	4,015	5,742	2,994	9,670
Belgium	3,257	2,649	1,853	1,093	1,391	4,57,302	4,12,103	2,82,377	2,52,791	1,88,576
France	195	159	109	5	10	29,052	26,445	16,990	634
Italy (including Fiume)	205	46	4	22	36	28,764	12,171	590	18,220	9,227
Austria	99	65	43	60	42	18,073	16,565	10,278	16,014	10,530
Hungary	8	57	14	1,362	3,428	2,385	..
Czechoslovakia	460	429	165	109	201	61,064	67,774	24,153	17,716	29,133
Japan	13	1,069	2,311	3,964	3,303	2,947	2,20,393	4,04,343	6,13,733	4,62,393
United States of America— Via Atlantic Coast	94	..	103	35	8	17,249	1,181	16,335	6,519	1,610
“ <i>Pacific</i>	37	958	3	755	10	5,960
Other Foreign Countries	2	..	11
TOTAL FOREIGN COUNTRIES	8,600	6,489	7,549	8,490	7,430	12,82,908	14,56,724	12,00,830	13,12,167	10,72,262
<i>Share of Bengal</i>	3,956	3,390	3,150	4,419	4,935	6,75,699	7,36,758	5,66,635	7,42,168	7,05,433
“ <i>Bombay</i>	2,100	2,944	2,062	2,117	2,223	3,46,745	4,93,539	3,59,028	3,75,936	3,70,551
“ <i>Sind</i>	2,213	1,746	1,981	1,627	1,833	3,06,331	2,77,691	2,87,667	3,40,513	2,83,933
“ <i>Madras</i>	476	549	720	866	743	91,307	1,04,515	1,37,561	1,30,513	1,15,174
“ <i>Burma</i>	635	593	535	653	739	1,21,660	98,267	95,309	1,12,355	1,16,250
{ Protected†	—	0,566	7,975	9,386	9,533	—	16,01,293	13,85,657	15,70,459	15,71,450
{ Not protected	—	65	453	92	—	—	19,472	70,304	21,523	—
TOTAL	0,430	0,631	8,428	9,478	9,533	15,41,633	17,10,770	14,56,551	15,91,982	15,71,450

* Classified as protected from November, 1934.
† Classified from April, 1932.

GENERAL IMPORTS

: 270)

No. 10—continued

ARTICLES, AND COUNTRIES OF CONSIGNMENT; ALSO SHARE OF EACH PROVINCE	QUANTITY					VALUE				
	1931-32	1932-33	1933-34	1934-35	1935-36	1931-32	1932-33	1933-34	1934-35	1935-36
	Tons	Tons	Tons	Tons	Tons	₹	₹	₹	₹	₹
Metals and Ores—continued										
Iron or Steel—continued										
Other manufactures of iron or steel (III. K) (a)—										
United Kingdom (including Channel Islands)	10,098	7,576	9,207	9,337	8,797	22,31,244	22,22,699	26,20,388	31,00,868	32,01,128
Straits Settlements	..	19	4	9	3	9	7,118	1,454	611	8,762
Other British Possessions	12	30	3	23	23	5,850	9,768	5,806	6,648	7,419
TOTAL BRITISH EMPIRE	10,110	7,615	9,214	9,369	8,823	22,37,103	22,39,560	25,27,647	31,16,510	32,12,269
Denmark	4	..	22	..	97	827	..	5,264
Germany	865	796	242	324	1,047	2,08,659	1,66,971	67,986	82,091	2,08,224
Netherlands	..	333	150	4	188	1,542	81,152	44,036	7,640	26,023
Belgium	4,705	4,848	2,325	2,485	4,068	5,52,956	5,54,160	3,91,244	4,41,464	4,53,761
Luxemburg	..	400	..	11	268	..	39,151	..	1,422	25,749
France	29	111	60	117	9	2,958	14,482	7,569	16,778	1,021
Italy (including Trieste)	15	3	2	174	360	4,927	1,219	3,437	51,020	94,829
Austria	20	2	2	1	2	7,806	2,344	1,252	428	774
Yugo-slavia (Kingdom of the Serbs, Croats and Slovenes)	8	2	44	208	120	2,291	1,032	12,926	62,474	22,175
Czechoslovakia	100	70	49	374	263	26,737	24,110	16,821	1,04,897	98,526
Japan	..	14	29	49	100	52	2,270	7,133	14,664	48,621
United States of America—										
Via Atlantic Coast	799	84	96	156	124	1,40,000	50,558	35,430	58,781	31,311
" Pacific "	8	..	2	..	4	6,316	..	1,165	105	3,508
Other Foreign Countries	77	53	77	25	4	5,691	4,983	9,363	4,376	261
TOTAL FOREIGN COUNTRIES	6,021	6,777	2,994	4,923	6,739	9,57,823	9,42,520	5,98,228	8,47,027	11,83,311
Share of Bengal	5,308	4,786	3,778	5,503	5,374	12,73,965	10,91,624	11,17,617	16,22,422	17,22,523
" Bombay	6,615	5,418	6,464	3,712	3,576	14,32,810	11,60,522	13,22,758	10,14,255	10,28,271
" Sind	2,608	3,126	1,306	2,731	3,435	6,57,311	3,47,209	2,19,439	5,32,322	6,22,174
" Madras	1,227	1,412	1,212	1,686	1,922	3,22,678	2,63,248	2,97,649	4,49,759	4,42,691
" Burma	1,017	644	557	690	750	2,25,874	2,19,323	1,63,077	2,77,762	2,59,968
Protected	10,098	9,022	8,808	7,346	7,079	19,08,101	18,94,600	16,10,421	12,02,032	13,70,742
Not protected	6,665	5,369	4,400	6,076	7,582	22,26,535	17,87,419	15,08,509	26,70,614	20,65,926
TOTAL	16,763	14,392	13,208	14,322	15,661	41,34,636	31,82,109	31,25,940	39,69,546	43,45,695
Total Iron or Steel—										
United Kingdom (including Channel Islands)	146,632	119,689	141,679	153,711	173,645	2,11,52,247	2,42,12,421	2,29,80,734	3,22,97,264	2,55,46,089
Ceylon (excluding Maldives)	740	1,210	814	1,246	958	30,099	55,108	30,189	43,000	47,272
Straits Settlements	8	41	22	85	86	4,246	12,555	6,257	31,368	22,563
Canada—										
Via Atlantic Coast	227	90	50	105	104	61,697	27,284	17,778	24,603	38,147
Commonwealth of Australia	..	8	2	21	7	300	1,684	3,804	7,917	1,491
Other British Possessions	52	56	43	80	91	5,347	6,857	1,889	1,572	4,799
TOTAL BRITISH EMPIRE	146,659	121,289	142,610	155,108	179,891	2,12,59,944	2,42,10,919	2,34,40,646	3,24,05,814	2,57,58,289

(a) Includes protected items for railways, e.g., Spikes and tiebars, switches, crossings and the like materials not made of alloy steel.

No. 10—continued

ARTICLES, AND COUNTRIES OF CONSIGNMENT; ALSO SHARE OF EACH PROVINCE	QUANTITY					VALUE				
	1931-32	1932-33	1933-34	1934-35	1935-36	1931-32	1932-33	1933-34	1934-35	1935-36
	Tons	Tons	Tons	Tons	Tons	Rs	Rs	Rs	Rs	Rs
Metals and Ores—continued										
Iron or Steel—continued										
Total Iron or Steel—continued										
Finland	49	193	249	313	259	18,467	54,446	78,214	99,256	77,137
Estonia	40	17	20,098	8,628
Sweden	2,323	1,705	2,349	2,509	2,034	10,86,969	7,89,441	9,07,890	10,39,005	13,26,204
Norway	1,086	1,547	1,391	1,450	1,814	3,38,049	4,49,161	3,65,140	3,54,543	4,28,220
Denmark	29	18	56	92	58	12,540	10,042	17,021	18,075	24,013
Poland (including Danzig)	1,397	8,619	4,471	4,436	2,658	3,62,514	8,24,014	8,75,936	8,17,978	3,17,293
Germany	23,415	18,990	18,756	27,294	62,146	41,07,706	41,76,211	37,27,358	50,18,447	92,99,737
Netherlands	2,820	3,148	2,917	1,651	865	7,09,877	6,98,974	5,66,844	3,57,840	1,30,632
Belgium	73,038	68,410	39,048	41,398	58,849	1,18,69,738	93,87,384	66,74,695	58,60,021	76,96,063
Luxemburg	2,599	2,653	2,768	2,639	2,042	2,48,821	2,53,478	3,25,425	3,09,086	2,39,876
France	9,001	6,577	6,857	8,424	7,177	8,31,306	7,88,588	8,88,568	10,95,804	7,50,365
Italy (including Fiume)	845	289	438	1,565	1,290	1,28,564	87,457	1,00,734	4,19,698	3,54,254
Austria	1,053	661	460	355	93	3,71,966	2,86,180	1,78,010	1,42,269	34,994
Hungary	354	716	1,035	929	1,071	77,584	1,23,764	1,75,899	1,38,246	1,49,183
Czechoslovakia	2,209	2,859	2,847	5,733	1,962	5,25,599	5,72,408	6,30,582	12,01,887	4,07,710
Yugo-Slavia (Kingdom of the Serbs, Croats and Slovenes)	9	3	44	209	130	2,571	1,329	13,098	64,117	38,375
Iran	86	49	229	330	161	4,640	1,814	7,708	16,116	5,179
Japan	1,154	7,752	14,953	17,516	25,233	3,76,226	13,89,045	27,48,770	38,04,598	43,16,068
United States of America—										
Vid Atlantic Coast	5,137	2,118	2,480	2,634	4,667	18,38,337	6,17,454	6,46,467	6,95,005	6,89,865
" Pacific "	28	30	8	..	757	25,447	4,123	2,161	407	55,850
Other Foreign Countries	117	36	44	77	227	7,183	5,839	4,678	7,845	7,448
TOTAL FOREIGN COUNTRIES	126,583	115,890	100,965	119,564	174,368	2,25,11,047	2,05,01,728	1,79,19,602	2,09,41,113	2,63,49,372
Share of Bengal	36,818	76,322	73,369	101,323	132,335	1,71,70,864	1,45,50,855	1,56,96,370	2,01,90,310	2,39,17,104
" Bombay	90,132	77,779	77,966	73,130	92,821	1,73,48,304	1,36,51,811	1,35,87,527	1,35,75,727	1,53,58,474
" Sind	38,197	32,338	33,377	45,951	62,664	73,38,196	64,69,330	53,99,972	77,07,654	97,30,459
" Madras	33,922	27,915	38,093	27,171	34,397	63,38,430	53,86,132	56,97,385	56,14,764	61,97,260
" Burma	24,128	21,525	25,270	27,587	32,357	56,15,205	47,30,599	54,73,494	62,58,412	70,04,467
{ Protected	176,600	161,866	155,638	174,923	211,601	3,06,10,677	2,67,13,517	2,72,35,149	3,01,00,854	3,47,74,042
{ Not protected	99,597	76,318	87,937	99,329	142,683	2,31,60,312	1,81,05,130	1,91,25,099	2,32,46,073	2,73,38,716
TOTAL	273,197	237,179	243,575	274,762	354,284	5,37,70,989	4,48,18,647	4,63,60,248	5,33,46,927	6,21,07,757
Lead—										
Unwrought—										
Ore (L. F)—										
United Kingdom (including Channel Islands)	2	217	177	87	..	643	64,634	47,532	22,918
France	250	243	145	79	67	88,975	81,780	44,987	20,881	23,121
Other Foreign Countries	160
TOTAL FOREIGN COUNTRIES	250	243	145	79	67	88,975	81,940	44,987	20,831	23,121
Share of Bengal	29	40	45	57	53	10,769	14,275	13,397	17,153	17,239
" Bombay	66	72	94	75	53	29,248	23,401	22,473	19,193	16,265
" Sind	164	133	293	194	48	55,958	44,347	67,551	33,117	12,465
TOTAL	259	245	362	256	154	88,975	82,593	1,09,621	68,463	40,030

GENERAL IMPORTS

(272)

No. 10—continued

ARTICLES AND COUNTRIES OF CONSIGNMENT; ALSO SHARE OF EACH PROVINCE	QUANTITY					VALUE				
	1931-32	1932-33	1933-34	1934-35	1935-36	1931-32	1932-33	1933-34	1934-35	1935-36
Waste and Ore—continued										
Lead—continued										
Unwrought—continued										
Pig (III. L)—	Owts.	Owts.	Owts.	Owts.	Owts.					
United Kingdom (including Channel Islands)	2,089	1,710	1,336	1,012	1,285	35,127	21,108	14,223	10,712	12,042
Ceylon (excluding Maldives)	961	1,664	1,240	662	736	9,227	15,145	10,191	6,073	5,962
Other British Possessions	56	..	19	11	..	690	..	190	125	..
TOTAL BRITISH EMPIRE	4,106	3,374	2,595	1,685	2,021	45,044	36,253	24,604	16,910	28,004
TOTAL FOREIGN COUNTRIES	1	398	..	324	100	32	4,118	..	2,673	1,150
Share of Bengal	112	236	108	116	166	2,265	2,972	1,273	1,129	1,622
„ Bombay	42	12	42	11	..	702	122	525	122	..
„ Sind	952	19	2	20	63	12,269	162	25	260	1,171
„ Madras	2,225	2,512	2,429	1,222	1,916	29,644	37,127	22,671	12,220	26,262
„ Burma	..	10	74
TOTAL	4,107	2,781	2,595	2,009	2,121	46,066	40,451	24,604	19,763	29,175
Other sorts (III. L)—	Owts.	Owts.	Owts.	Owts.	Owts.					
United Kingdom (including Channel Islands)	208	187	249	27	2	2,111	1,909	2,522	371	223
Ceylon (excluding Maldives)	211	590	1,163	2,067	862	1,596	2,671	6,229	11,200	4,564
TOTAL BRITISH EMPIRE	419	777	1,512	2,094	864	3,707	3,580	8,751	12,000	5,087
TOTAL FOREIGN COUNTRIES	58	9	20	487	266	442
Share of Bengal	102	2	2	4	2	209	42	21	24	22
„ Bombay	59	124	265	22	..	222	2,192	2,299	777	..
„ Madras	211	599	1,163	2,067	862	1,664	2,671	6,222	11,200	4,544
„ Burma	100	1,264
TOTAL	472	786	1,582	2,094	868	4,198	5,906	10,208	12,050	5,086
Wrought—										
Pipes and Tubes (III. L)—										
United Kingdom (including Channel Islands)	Owts.	Owts.	Owts.	Owts.	Owts.					
Other British Possessions	2,023	5,108	6,427	8,099	8,892	76,298	1,12,222	1,11,442	1,51,252	2,12,570
Other British Possessions	40
TOTAL BRITISH EMPIRE	2,023	5,108	6,427	8,099	8,892	76,298	1,12,222	1,11,482	1,51,252	2,12,570
Germany	509	422	912	42	1,171	17,915	14,400	12,242	2,444	16,160
Belgium	2,627	861	12	10	121	42,212	12,219	220	120	2,212
Other Foreign Countries	77	411	167	297	10	1,267	5,622	2,942	6,269	621
TOTAL FOREIGN COUNTRIES	2,573	1,694	1,091	449	1,302	62,100	22,601	17,410	9,043	19,043
Share of Bengal	1,674	1,754	1,795	2,062	2,022	21,990	29,227	29,922	22,429	26,022
„ Bombay	2,419	2,420	4,497	4,217	5,222	56,222	56,122	64,762	52,221	52,221
„ Sind	209	292	227	479	272	2,221	2,227	4,227	6,222	6,222
„ Madras	242	1,012	722	1,422	1,221	40,212	49,222	27,212	29,227	22,222
„ Burma	222	220	177	107	240	2,222	2,221	2,227	2,212	2,222
TOTAL	6,606	6,802	7,522	8,542	10,202	1,22,222	1,42,022	1,22,222	1,21,221	1,22,221

No. 10—continued

ARTICLES, AND COUNTRIES OF CONSIGNMENT; ALSO SHARE OF EACH PROVINCE	QUANTITY					VALUE				
	1931-32	1932-33	1933-34	1934-35	1935-36	1931-32	1932-33	1933-34	1934-35	1935-36
Totals and Ore—continued						R	R	R	R	R
Lead—continued										
Wrought—continued										
Sheets (III. L)—	Owts.	Owts.	Owts.	Owts.	Owts.					
United Kingdom (including Channel Islands)	9,268	7,095	9,661	11,143	9,759	1,19,042	87,910	1,09,509	1,21,998	1,27,500
Other British Possessions	240	7	26	146	16	3,691	177	154	801	69
TOTAL BRITISH EMPIRE	9,508	7,092	9,687	11,289	9,775	1,22,733	88,087	1,09,663	1,22,854	1,27,569
Belgium	1,813	497	..	71	122	21,800	5,506	..	1,021	2,043
France	784	8,889
Other Foreign Countries	345	11	12	14	172	4,038	354	323	652	2,702
TOTAL FOREIGN COUNTRIES	2,942	508	12	85	294	24,727	5,860	323	1,673	4,805
Share of Bengal	4,676	3,934	4,754	4,415	5,371	59,037	46,342	54,173	43,173	67,231
„ Bombay	3,797	2,980	1,924	4,765	2,062	44,878	33,076	21,443	52,065	27,623
„ Sind	2,358	541	1,668	756	448	29,736	6,640	13,960	3,861	6,373
„ Madras	943	1,116	663	1,145	1,377	13,323	12,376	7,397	12,092	20,107
„ Burma	761	479	691	314	811	9,192	5,593	3,009	3,326	10,923
TOTAL	12,450	8,200	9,699	11,374	10,069	1,57,460	93,947	1,09,986	1,24,527	1,32,374
Sheets for tea-chests (III. L)—	Owts.	Owts.	Owts.	Owts.	Owts.					
United Kingdom (including Channel Islands)	861	732	820	595	172	22,816	14,837	14,784	5,065	2,533
Ceylon (excluding Maldives)	1,959	129	..	142	18	31,680	779	8	662	398
Union of South Africa	1	30	..
TOTAL BRITISH EMPIRE	2,820	861	820	538	190	54,496	15,616	14,792	5,747	2,931
Share of Bengal	1,329	259	177	305	162	27,135	3,511	2,495	2,337	2,403
„ Bombay	16	27,311	201
„ Madras	1,600	556	623	291	13	..	11,904	11,934	3,316	333
„ Burma	20	42	19	363	444	125
TOTAL	2,820	861	820	538	190	54,496	15,616	14,792	5,747	2,931
Other sorts (III. L)—	Owts.	Owts.	Owts.	Owts.	Owts.					
United Kingdom (including Channel Islands)	1,283	2,508	4,447	2,278	2,617	39,606	60,560	1,91,763	71,661	59,877
Ceylon (excluding Maldives)	565	2,458	312	167	394	4,790	13,331	1,762	1,117	2,123
Other British Possessions	55	4	46	54	52	594	49	401	656	426
TOTAL BRITISH EMPIRE	1,903	4,970	4,805	2,499	3,063	44,990	73,940	1,93,926	73,434	62,426
Germany	264	108	822	1,027	744	12,723	4,041	42,045	57,726	42,622
Netherlands	4	38	198	226	164	163	1,476	3,204	10,574	6,039
France	810	667	58	25	23	17,643	13,688	4,767	1,907	2,407
Other Foreign Countries	770	323	256	104	104	11,433	5,102	5,889	5,312	4,141
TOTAL FOREIGN COUNTRIES	1,848	1,141	1,334	1,362	1,035	41,972	24,307	61,808	75,519	55,209
Share of Bengal	1,738	2,020	1,374	1,049	1,247	49,353	43,421	43,140	45,605	47,473
„ Bombay	1,376	1,121	1,693	1,340	1,413	22,328	24,307	22,131	34,036	23,034
„ Sind	339	373	393	264	302	8,321	10,696	42,340	43,913	33,797
„ Madras	303	2,610	2,036	539	508	5,001	21,127	1,34,264	16,503	5,431
„ Burma	55	12	37	39	123	1,599	636	2,257	4,396	2,903
TOTAL	2,748	6,136	6,130	3,381	4,093	86,062	1,00,247	2,55,732	1,48,953	1,17,633

GENERAL IMPORTS

(274)

No. 10—continued

ARTICLES AND COUNTRIES OF ORIGIN: ALSO SHARE OF EACH PROVINCE	QUANTITY					VALUE				
	1931-32	1932-33	1933-34	1934-35	1935-36	1931-32	1932-33	1933-34	1934-35	1935-36
						Rs	Rs	Rs	Rs	Rs
Metals and Ores—continued										
Lead—concluded										
Total Lead (excluding Ore)—	Owts.	Owts.	Owts.	Owts.	Owts.					
United Kingdom (including Channel Islands)	17,737	17,939	22,050	22,954	22,981	2,96,000	2,99,852	4,45,265	3,61,560	4,30,084
Ceylon (excluding Maldives)	2,933	4,873	2,741	2,184	2,077	50,082	85,102	15,242	19,922	12,046
Other British Possessions	111	4	65	66	52	1,274	49	631	301	428
TOTAL BRITISH EMPIRE	21,781	22,816	24,856	25,204	25,110	3,47,356	3,85,004	4,61,138	3,82,783	4,42,558
Germany	1,417	541	1,754	1,079	2,023	24,529	15,796	56,606	61,758	60,168
Netherlands	6	47	198	241	184	242	1,742	2,214	11,622	6,086
Belgium	4,580	2,014	81	407	202	65,655	26,305	1,465	4,069	3,728
France	1,607	679	66	22	20	27,608	14,712	5,681	2,647	2,319
Japan	5	419	220	425	26	124	5,119	2,080	6,082	1,577
Other Foreign Countries	204	50	128	50	126	10,990	968	4,955	2,220	2,722
TOTAL FOREIGN COUNTRIES	2,422	2,750	2,467	2,340	2,741	1,39,215	68,147	79,981	90,008	80,297
Share of Bengal	2,578	2,315	2,199	7,221	2,227	1,71,299	1,25,722	1,25,262	1,21,477	1,24,12
" Bombay	2,619	6,902	2,221	10,228	2,222	1,22,222	1,00,106	1,18,778	1,42,264	1,22,22
" Sind	2,942	1,229	2,222	2,222	1,221	66,222	22,222	22,222	22,222	22,22
" Madras	2,222	2,222	7,702	7,222	2,221	1,12,222	1,27,222	2,09,222	1,12,222	1,22,22
" Burma	1,172	781	275	622	1,222	12,222	12,222	12,222	12,222	12,22
TOTAL	20,202	20,566	22,322	22,444	27,551	4,87,576	4,02,151	5,44,220	4,72,221	5,12,724
Quicksilver (H.L.)—	Lbs.	Lbs.	Lbs.	Lbs.	Lbs.					
United Kingdom (including Channel Islands)	49,011	20,245	27,220	21,702	26,020	1,90,222	22,222	62,221	22,222	22,22
Other British Possessions	152	10	12	47	19	600	22	29	166	22
TOTAL BRITISH EMPIRE	49,163	20,255	27,232	21,750	26,040	1,91,212	22,244	62,250	22,248	22,242
Germany	192	2,222	4,442	627	6,222	271	10,722	12,222	2,019	17,22
France	1,904	5,724
Spain	1,900	17,501	22,245	42,241	212,091	2,076	27,096	22,222	22,222	2,42,172
Italy (including Fiume)	100,622	222,222	212,217	122,477	271,102	6,22,107	2,61,212	6,02,109	2,07,222	2,27,222
Austria	6,020	24,120
Other Foreign Countries	1,114	22	224	122	1,722	4,722	122	2,222	209	4,447
TOTAL FOREIGN COUNTRIES	102,920	272,222	242,242	172,107	294,204	6,91,222	2,22,222	6,22,222	4,02,222	2,22,222
Share of Bengal	22,222	101,222	22,222	22,222	122,222	2,12,222	2,22,222	2,27,222	1,22,222	2,22,222
" Bombay	22,222	22,222	77,222	22,222	110,222	4,12,222	2,22,222	2,22,222	22,222	22,22
" Sind	122	4,722	2,722	122	2,221	207	2,222	2,222	222	22,22
" Madras	27,222	22,222	22,222	72,222	127,222	2,22,222	2,22,222	2,22,222	2,22,222	2,22,222
" Burma	2,722	12,222	2,222	2,222	12,222	22,222	41,222	12,222	21,222	22,222
TOTAL	212,082	302,222	272,520	191,222	420,222	2,22,222	10,12,222	7,40,222	4,02,222	2,22,222

No. 10—continued

ARTICLES, AND COUNTRIES OF CONSIGNMENT; ALSO SHARE OF EACH PROVINCE	QUANTITY					VALUE				
	1931-32	1932-33	1933-34	1934-35	1935-36	1931-32	1932-33	1933-34	1934-35	1935-36
						R	R	R	R	R
Metals and Ores—continued										
Solder (III. L.)—										
United Kingdom (including Channel Islands)	Cwts. 5,704	Cwts. 5,128	Cwts. 5,048	Cwts. 7,181	Cwts. 4,827	2,95,931	2,69,879	4,04,185	5,33,499	3,85,338
Other British Possessions	4	5	4	387
TOTAL BRITISH EMPIRE	5,704	5,128	5,048	7,181	4,831	2,95,931	2,69,879	4,04,190	5,33,503	3,85,725
TOTAL FOREIGN COUNTRIES	10	1	15	12	13	834	158	1,122	1,448	1,785
Share of Bengal	1,760	1,629	2,025	3,354	1,235	92,534	87,388	1,63,603	2,26,645	1,11,846
" Bombay	1,629	1,001	1,337	1,336	1,125	53,424	43,531	1,01,498	1,18,615	98,494
" Sind	620	330	359	415	436	34,088	16,915	30,309	36,791	39,463
" Madras	1,115	1,331	720	1,031	762	55,076	73,781	54,766	93,132	66,700
" Burma	620	338	629	1,037	768	31,843	44,369	55,336	94,718	71,434
TOTAL	5,714	5,129	5,068	7,193	4,844	2,96,765	2,70,032	4,05,312	5,59,951	3,87,000
Tin—										
Unwrought (blocks Ingots bars, and slabs) (III. L.)—										
United Kingdom (including Channel Islands)	Cwts. 725	Cwts. 821	Cwts. 1,023	Cwts. 1,316	Cwts. 1,601	62,209	80,545	1,30,729	2,10,332	2,41,173
Straits Settlements	44,468	46,668	37,204	44,277	50,563	40,60,495	45,70,399	52,86,275	67,49,460	73,94,604
Federated Malay States	..	10	10	5	134	..	925	1,207	800	19,936
Other British possessions	56	23	17	4	4	4,508	1,933	2,058	647	565
TOTAL BRITISH EMPIRE	45,251	47,541	38,254	45,602	52,302	41,27,313	46,53,351	54,20,269	69,61,239	76,56,233
Other Foreign Countries	..	75	70	230	239	..	6,059	11,485	10,331	44,030
TOTAL FOREIGN COUNTRIES	..	75	70	230	239	..	6,059	11,485	10,331	44,030
Share of Bengal	27,013	28,836	25,601	31,026	35,598	25,04,735	27,79,021	36,15,658	46,30,393	52,27,657
" Bombay	12,139	19,344	7,745	9,472	9,530	11,31,235	12,64,534	11,35,219	14,60,913	14,06,115
" Sind	711	334	1,137	1,397	2,707	62,313	30,419	1,63,991	2,21,929	3,51,953
" Madras	4,202	4,950	3,377	2,906	4,173	3,61,333	4,47,913	4,64,319	4,47,427	6,16,893
" Burma	331	352	414	531	573	67,033	37,933	62,557	91,953	97,320
TOTAL	45,251	47,516	38,254	45,832	52,501	41,27,212	46,59,910	54,31,754	69,71,520	77,00,313
Wrought—										
Tin Foils (III. L.)—										
United Kingdom (including Channel Islands)	Cwts. 8	Cwts. 503	Cwts. 11	Cwts. 20	Cwts. 29	1,502	31,157	2,774	4,240	4,749
Belgium	7	77	11	22	22	823	11,943	1,937	4,671	5,092
Other Foreign Countries	12	9	25	20	..	338	1,203	3,137	3,530	41
TOTAL FOREIGN COUNTRIES	19	86	36	42	22	1,666	13,146	5,124	8,201	5,133

GENERAL IMPORTS

(276)

No. 10—continued

ARTICLES, AND COUNTRIES OF CONSIGNMENT; ALSO SHARE OF EACH PROVINCE	QUANTITY					VALUE				
	1931-32	1932-33	1933-34	1934-35	1935-36	1931-32	1932-33	1933-34	1934-35	1935-36
Metals and Ores—continued										
Tin—continued										
Wrought—continued	Owts.	Owts.	Owts.	Owts.	Owts.					
Tinfolia (III. L)—continued										
Share of Bengal	7	3	7	8	22	227	402	1,466	2,212	2,264
.. Bombay	12	522	35	22	22	1,427	42,122	4,632	2,771	2,264
.. Sind	2	2	4	1	..	271	222	277	222	121
.. Madras	2	2	42	222	21	74	62
.. Burma	1	2	222	422	..
TOTAL	27	522	47	22	21	2,122	44,222	7,222	12,441	2,222
Other sorts (III. L)—										
United Kingdom (including Channel Islands)	124	102	124	424	100	2,222	2,222	10,222	22,222	17,421
Other British Possessions	2	12	20	122	2,222	4,222
TOTAL BRITISH EMPIRE	124	102	126	436	120	2,222	2,222	10,344	24,444	21,642
Germany	22	42	122	122	210	4,722	2,222	22,772	7,227	42,222
Other Foreign Countries	1	..	14	1	22	122	4	2,047	200	2,122
TOTAL FOREIGN COUNTRIES	22	42	136	123	232	4,844	2,226	24,819	7,427	44,344
Share of Bengal	122	122	222	222	222	10,217	2,211	24,272	22,212	22,217
.. Bombay	12	14	22	12	72	1,222	1,222	4,222	2,222	2,222
.. Sind	2	422	122	222
.. Madras	20	..	2	14	10	222	..	222	2,127	1,222
.. Burma	1	..	1	10	21	22	..	122	1,212	2,222
TOTAL	122	122	227	222	222	12,222	11,222	24,844	24,712	24,712
Total Tin—										
United Kingdom (including Channel Islands)	227	1,422	1,122	1,222	1,222	72,222	1,17,222	1,44,222	2,42,222	2,22,222
Straits Settlements	44,222	42,222	27,222	44,222	22,222	42,222	42,222	22,222	22,222	22,222
Federated Malay States	10	11	2	124	..	222	1,222	222	10,222
Other British Possessions	22	22	17	2	4	4,222	1,222	2,222	222	222
TOTAL BRITISH EMPIRE	42,222	42,222	22,222	42,222	22,222	42,222	42,222	22,222	22,222	22,222
Germany	22	22	122	122	210	2,222	2,222	22,222	2,222	42,222
Belgium	7	77	21	22	22	222	11,222	2,222	4,222	2,222
China (exclusive of Hongkong and Macao)	10	..	222	1,222	..	22,222
Japan	70	42	22	22	..	2,222	7,222	2,222	4,222
United States of America—Via Atlantic Coast	1	..	221	222	..	2,222	122
Other Foreign Countries	1	2	27	..	22	122	422	4,127	..	2,222
TOTAL FOREIGN COUNTRIES	22	222	222	222	222	2,222	24,222	42,222	22,222	22,222

No. 10—continued

ARTICLES, AND COUNTRIES OF CONSIGNMENT; ALSO SHARE OF EACH PROVINCE	QUANTITY					VALUE				
	1931-32	1932-33	1933-34	1934-35	1935-36	1931-32	1932-33	1933-34	1934-35	1935-36
Metals and Ores—continued						R	R	R	R	R
<i>Tin—concluded</i>										
Total Tin—continued	Cwts.	Cwts.	Cwts.	Cwts.	Cwts.					
Share of Bengal	27,753	28,775	25,370	31,003	35,972	25,16,349	27,39,124	36,51,584	47,25,328	52,87,668
" Bombay	12,169	13,140	7,338	9,538	9,328	11,34,242	13,09,408	11,34,508	14,72,262	14,18,895
" Sind	715	836	1,191	1,398	2,707	63,969	30,812	1,64,568	2,31,459	3,52,232
" Madras	4,222	4,952	3,383	2,920	4,191	3,61,332	4,42,204	4,65,145	4,49,698	6,19,171
" Burma	532	652	416	593	599	67,133	37,968	63,691	94,030	1,01,539
TOTAL	45,441	48,355	38,698	45,552	55,097	41,48,581	47,15,516	54,79,496	70,22,777	77,79,405
Wine or spirits—										
Unwrought (III. L)—	Cwts.	Cwts.	Cwts.	Cwts.	Cwts.					
United Kingdom (including Channel Islands)	58,791	69,290	54,841	64,880	43,479	5,72,777	7,37,522	7,53,464	6,90,486	4,68,168
Ceylon (excluding Maldives)	3,272	216	296	45	65	89,652	1,784	3,422	527	643
Hongkong	12,999	18,250	2,001	1,49,622	1,66,233	22,257	..
Canada—										
<i>Via Atlantic Coast</i>	809	6,326	11,001	7,680	..	9,845	66,115	1,22,978	79,008	..
" <i>Pacific</i> "	2,601	45,858	4,250	500	5,000	27,543	4,82,937	46,157	5,460	48,052
Commonwealth of Australia	40,831	75,126	112,203	100,480	230,510	4,23,102	7,90,764	12,67,994	10,06,757	25,40,639
Other British Possessions	81	207	478	279	403	1,068	2,189	4,537	2,612	3,513
TOTAL BRITISH EMPIRE	106,406	210,022	211,324	175,865	279,457	10,73,987	22,80,903	23,66,790	18,07,102	30,61,016
Poland (including Danzig)	3,890	1,950	1,050	2,065	9,355	41,474	24,176	14,326	22,789	1,02,370
Germany	17,158	27,407	17,138	28,930	63,982	1,99,421	3,09,032	2,10,917	3,26,054	6,12,791
Netherlands	850	1,500	1,500	1,615	20	3,553	16,470	17,446	17,063	307
Belgium	1,314	1,069	2,456	15,610	28,852	18,499	15,288	35,694	1,51,503	2,05,279
China (exclusive of Hong- kong and Macao)	8,000	5	92,323	60	..
Japan	6,958	..	8,950	4,460	791	69,038	..	1,04,866	44,534	9,556
Portuguese East Africa	9	..	4	..	6,008	65	..	21	..	66,690
United States of America—										
<i>Via Atlantic Coast</i>	30,352	56,571	31,460	109,620	55,293	2,21,225	5,86,135	3,45,298	11,06,385	5,11,539
" <i>Pacific</i> "	23,401	135	2,000	6,599	10,249	2,31,373	1,591	21,627	69,074	93,759
Other Foreign Countries	500	24	10	..	280	4,563	685	57	..	1,550
TOTAL FOREIGN COUNTRIES	73,572	88,656	72,558	169,904	174,755	7,89,235	9,53,377	8,48,560	17,37,462	15,93,891
Share of Bengal	143,151	372,107	256,307	312,638	439,349	15,41,187	22,80,225	22,77,011	31,93,214	42,80,019
" Bombay	19,034	3,730	11,026	16,920	15,256	2,04,330	1,09,543	1,36,149	1,88,169	1,71,106
" Sind	3,264	1,964	1,293	4,219	4,397	31,309	30,746	15,096	44,823	46,301
" Madras	1,053	2,567	3,330	4,992	2,306	19,931	27,061	40,813	58,570	25,835
" Burma	3,437	13,320	12,026	6,000	12,094	75,695	1,40,700	1,46,301	59,798	1,31,645
TOTAL	179,978	298,678	286,962	344,769	454,212	18,63,252	31,34,280	32,15,270	35,44,564	46,54,906
Wrought or manufactured (III. L)—	Cwts.	Cwts.	Cwts.	Cwts.	Cwts.					
United Kingdom (including Channel Islands)	4,087	3,544	4,831	3,728	2,949	87,681	85,759	1,20,602	97,784	80,120
Other British Possessions	1	50	201	75	15	20	723	1,024	877	254
TOTAL BRITISH EMPIRE	4,088	3,594	5,032	3,803	2,964	87,901	86,482	1,22,526	98,661	80,374

ARTICLES, AND COUNTRIES OF CONSIGNMENT; ALSO SHARE OF EACH PROVINCE	QUANTITY					VALUE				
	1931-32	1932-33	1933-34	1934-35	1935-36	1931-32	1932-33	1933-34	1934-35	1935-36
Metals and Ores—continued						R	R	R	R	R
<i>Zinc or Spelter—continued</i>										
Wrought or Manufactured (III. L)—continued	Cwts.	Cwts.	Cwts.	Cwts.	Cwts.					
Sweden	404	129	6,249	1,011
Poland (including Danzig)	1,068	..	86	1,168	1,366	18,118	..	1,798	10,009	18,408
Germany	5,627	1,342	2,061	3,825	4,186	89,621	26,595	44,208	71,476	66,544
Belgium	14,851	21,710	22,759	21,482	22,898	2,23,441	2,62,148	2,58,614	2,22,088	2,20,968
France	220	7	8	6,828	200	422
United States of America—										
Via Atlantic Coast	10	2,000	20	459	..	898	21,048	848	14,777
" Pacific "	1,300	16,211
Other Foreign Countries	388	250	292	84	75	4,522	4,265	4,802	2,184	1,490
TOTAL FOREIGN COUNTRIES	21,752	22,812	22,478	20,900	29,061	2,44,551	2,94,001	4,74,787	4,20,064	4,42,204
<i>Share of Bengal</i>	2,619	11,078	14,677	10,322	16,229	1,50,069	1,95,496	2,22,190	1,66,825	1,76,251
" Bombay	4,868	4,765	6,549	5,019	6,757	24,562	22,239	1,24,221	92,456	1,17,868
" Sind	728	593	1,122	229	225	19,375	18,021	22,214	22,917	22,469
" Madras	2,506	2,672	2,805	4,444	5,449	52,720	60,295	62,478	70,662	84,122
" Burma	7,061	6,468	7,221	10,119	2,096	1,24,726	1,18,422	1,27,269	1,64,215	1,26,262
TOTAL	28,840	26,906	22,510	20,708	22,025	4,22,452	4,80,423	5,97,298	5,18,678	5,22,578
Other sorts (III. L)—	Cwts.	Cwts.	Cwts.	Cwts.	Cwts.					
United Kingdom (including Channel Islands)	163	252	185	166	205	2,627	4,722	5,457	2,422	4,515
Other British Possessions	1	12	1	10	60	5	..
TOTAL BRITISH EMPIRE	163	254	197	167	205	2,627	4,732	5,517	2,427	4,515
United States of America—										
Via Atlantic Coast	1	76	2	65	..	14	2,279	12	5,202
Other Foreign Countries	7	142	27	129	208	25	1,726	519	1,807	2,222
TOTAL FOREIGN COUNTRIES	7	144	103	131	273	25	1,740	5,298	1,819	5,424
<i>Share of Bengal</i>	154	221	224	249	421	2,622	6,225	14,047	2,262	12,729
" Bombay	6	1	72	27
" Sind	18	3	68	40	47	20	79	221	291	225
" Burma	14	..
TOTAL	170	226	292	298	478	2,662	6,422	14,415	4,257	12,954
Total Zinc or Spelter—	Cwts.	Cwts.	Cwts.	Cwts.	Cwts.					
United Kingdom (including Channel Islands)	69,041	72,087	69,257	68,774	46,628	6,68,285	8,22,012	8,70,522	7,90,658	5,52,202
Ceylon (including Maldives)	2,272	264	474	102	71	29,652	2,451	5,178	1,222	829
Hongkong	12,999	18,250	2,006	1,40,622	1,68,222	22,225	..
Canada—										
Via Atlantic Coast	800	6,226	11,001	7,620	..	9,245	66,115	1,22,972	79,008	..
" Pacific "	2,601	46,252	4,250	500	5,000	27,542	4,22,227	46,157	5,460	48,022
Commonwealth of Australia	40,251	75,122	112,202	1,00,420	220,510	4,22,102	7,90,754	12,67,904	10,06,757	25,40,629
Other British Possessions	92	210	512	292	412	2,022	2,225	4,775	2,721	2,521
TOTAL BRITISH EMPIRE	110,667	812,970	216,552	179,225	222,626	11,64,515	22,22,127	24,94,222	19,02,151	21,45,904

No. 10—continued

ARTICLES, AND COUNTRIES OF CONSIGNMENT; ALSO SHARE OF EACH PROVINCE	QUANTITY					VALUE				
	1931-32	1932-33	1933-34	1934-35	1935-36	1931-32	1932-33	1933-34	1934-35	1935-36
Metals and Ores—continued										
Zinc or Spelter—concluded										
Total Zinc or Spelter—continued	Cwts.	Cwts.	Cwts.	Cwts.	Cwts.					
Sweden	1	..	404	129	..	40	..	6,249	1,911
Poland (including Danzig)	4,896	1,950	1,136	3,236	10,721	59,592	24,176	16,122	38,798	1,20,778
Germany	22,787	28,762	19,199	32,755	68,118	2,89,052	3,35,726	2,61,125	3,97,547	6,78,335
Netherlands	460	1,600	1,500	1,615	20	5,182	18,291	17,446	17,085	380
Belgium	15,665	22,901	25,325	37,203	51,937	2,41,940	3,78,976	4,24,308	4,75,250	5,48,122
France	320	2	..	7	3	6,833	19	..	260	433
China (excluding Hongkong and Macao)	8,000	5	92,328	60	..
Japan	6,936	160	9,224	4,531	836	73,980	2,580	1,08,987	45,770	10,972
Portuguese East Africa	9	8	4	..	6,008	67	58	21	..	56,690
United States of America— Via Atlantic Coast	20,555	56,582	33,526	109,642	55,822	2,21,240	5,87,042	3,74,723	11,07,245	5,31,568
" Pacific "	23,401	135	3,300	6,599	10,249	2,31,372	1,591	35,888	69,074	93,759
Other Foreign Countries	502	21	25	31	246	4,598	673	1,397	2,007	1,627
TOTAL FOREIGN COUNTRIES	95,331	112,112	101,139	196,025	204,089	11,33,851	13,49,123	13,32,245	21,59,345	20,44,525
Share of Bengal	157,934	333,987	271,118	323,369	431,519	16,93,338	30,91,986	31,29,218	33,63,791	44,63,590
" Bombay	23,592	12,432	17,576	21,939	23,013	2,38,792	1,97,865	2,61,067	2,81,615	2,88,709
" Sind	4,066	2,565	2,516	5,097	5,329	50,864	36,906	49,341	68,131	69,995
" Madras	4,558	6,340	6,935	9,436	7,755	64,651	37,366	1,03,291	1,39,232	1,09,933
" Burma	15,548	19,792	19,847	16,119	30,099	2,09,421	2,57,132	2,84,161	2,24,727	3,53,147
TOTAL	2,05,938	325,982	317,692	375,860	486,715	22,98,366	36,71,255	38,27,078	40,67,406	51,00,429
Metals, unenumerated (III. L)—	Cwts.	Cwts.	Cwts.	Cwts.	Cwts.					
United Kingdom (including Channel Islands)	11,411	16,131	10,415	7,417	7,894	5,38,608	6,25,378	5,23,471	4,74,448	5,00,021
Ceylon (excluding Maldives)	100	311	51	15	223	3,269	7,025	1,090	202	2,082
Straits Settlements	109	1	123	24	10	1,589	54	6,054
Hongkong	60	500	400	100	..	1,159	7,495	6,111	2,049	..
Other British Possessions	22	30	29	100	16	976	676	936	3,532	1,053
TOTAL BRITISH EMPIRE	11,593	16,972	11,004	7,633	8,261	5,44,036	6,49,779	5,39,197	4,80,285	5,09,110
Germany	2,043	2,715	2,048	2,255	1,823	83,511	94,044	69,848	84,723	76,749
Belgium	110	..	537	41	68	3,078	..	7,738	2,463	2,027
France	198	100	164	5,540	2,156	4,397
Italy (including Fiume)	1,227	851	483	1,108	1,712	33,590	10,825	15,372	34,527	74,643
China (exclusive of Hong- kong and Macao)	1,784	2,397	3,424	3,220	8,298	27,695	35,997	58,294	59,447	2,91,412
Japan	128	677	419	1,568	480	4,975	21,007	9,122	32,928	18,360
United States of America— Via Atlantic Coast	1,675	338	1,057	110	112	51,762	45,025	1,26,326	48,793	99,325
" Pacific "	6	17	..	9,248
Other Foreign Countries	264	236	83	147	94	4,651	10,401	6,947	2,545	8,128
TOTAL FOREIGN COUNTRIES	8,329	7,259	8,071	8,544	12,757	2,14,802	2,25,300	2,37,664	2,67,561	5,79,289
Share of Bengal	14,598	17,147	13,930	16,534	14,493	4,31,047	4,89,293	4,24,906	4,56,479	6,64,278
" Bombay	2,300	3,265	2,634	3,723	4,253	1,09,322	1,07,014	81,898	1,18,340	2,04,406
" Sind	346	355	261	144	235	29,343	9,179	19,671	5,263	12,161
" Madras	1,653	1,461	1,300	1,348	1,366	44,521	42,365	45,871	96,509	88,841
" Burma	1,086	2,108	1,909	373	261	1,53,795	2,48,318	2,53,516	71,275	1,18,713
TOTAL	19,923	24,231	19,075	16,177	21,018	7,58,838	8,06,579	8,25,851	7,47,866	10,88,399
Ores, unenumerated (II. F)—	Tons	Tons	Tons	Tons	Tons					
United Kingdom (including Channel Islands)	77	52	11	9	..	17,090	9,476	2,578	1,098	..
Other British Possessions	33	20	10	4	13	1,482	692	655	315	1,274
TOTAL BRITISH EMPIRE	110	72	21	13	13	18,572	10,168	3,233	1,413	1,274
Denmark	2	12	606	578	5,927
Germany	5	1	..	12	..	2,827	95	23	6,434
Other Foreign Countries	3	15	..	11	..	1,039	3,027	..	1,991
TOTAL FOREIGN COUNTRIES	8	16	2	35	..	3,916	3,723	601	14,352

ARTICLES, AND COUNTRIES OF CONSIGNMENT; ALSO SHARE OF EACH PROVINCE	QUANTITY					VALUE				
	1931-32	1932-33	1933-34	1934-35	1935-36	1931-32	1932-33	1933-34	1934-35	1935-36
	Tons	Tons	Tons	Tons	Tons	Rs	Rs	Rs	Rs	Rs
Metals and Ores—continued										
<i>Ores, unagglomerated (H. F.)—continued</i>										
Share of Bengal	74	69	11	5	35	15,225	13,392	3,016	1,549	14,526
.. Bombay	3	--	16	--	--	1,690	--	3,195	--	--
.. Sind	--	--	--	--	--	16	--	--	--	--
.. Madras	--	--	--	6	--	--	--	85	160	22
.. Burma	22	20	10	4	13	1,422	692	685	315	1,274
TOTAL	110	80	37	15	48	18,561	14,084	6,971	2,014	16,628
Total Metals (excluding Ores)—	Tons	Tons	Tons	Tons	Tons					
United Kingdom (including Channel Islands)	177,445	159,134	187,572	210,284	231,453	4,32,21,227	3,92,17,127	4,52,94,241	5,37,66,908	5,14,69,121
Aden and Dependencies	8	21	24	60	65	4,431	5,594	12,489	16,903	19,276
Bahraia Islands	10	21	22	178	25	5,879	11,000	7,901	26,480	4,774
Ceylon (excluding Maldives)	1,125	1,557	1,022	1,228	1,146	1,51,674	1,30,712	79,178	87,478	87,022
Straits Settlements	2,429	2,725	2,022	2,405	2,026	41,21,999	47,50,722	53,52,722	68,20,907	75,94,908
Federated Malay States	1	1	1	--	9	445	906	1,422	800	19,946
Hongkong	9	679	922	109	9	11,549	1,64,272	1,79,709	20,741	2,669
Union of South Africa	--	--	51	240	621	59	--	22,464	1,10,659	2,16,214
Zanzibar and Pemba	27	41	47	6	7	4,455	2,994	2,022	1,622	2,461
Kenya Colony	29	18	17	29	102	12,272	6,024	4,515	2,472	10,461
Tanganyika Territory	2	20	9	2	14	2,661	6,047	2,215	1,262	2,747
Mauritius and Dependencies	6	--	1	11	12	2,510	--	245	4,257	6,427
Canada—										
Via Atlantic Coast	408	419	759	1,062	222	2,50,102	1,11,264	2,66,421	2,29,224	1,27,272
" Pacific "	120	2,202	212	25	250	27,542	4,22,927	46,157	5,460	42,022
Commonwealth of Australia	2,044	2,759	2,715	12,077	14,051	4,25,070	7,94,467	12,72,991	16,22,406	27,55,275
Other British Possessions	2	1	9	6	--	1,271	409	2,251	2,451	622
TOTAL BRITISH EMPIRE	182,727	170,682	196,454	220,722	251,017	4,24,05,410	4,56,92,712	5,32,54,222	6,24,27,247	6,25,26,222
Finland	49	192	249	212	410	12,427	24,442	72,214	90,250	1,09,022
Estonia	42	17	--	--	1	25,142	9,622	129	--	1,220
Sweden	2,420	2,147	2,022	2,822	4,242	14,19,090	11,67,822	12,44,457	12,79,100	16,79,727
Norway	1,262	1,552	1,422	1,204	2,129	4,05,622	4,51,022	2,72,567	4,42,529	5,22,549
Denmark	149	25	22	22	22	20,047	11,090	19,074	19,144	24,001
Poland (including Danzig)	1,642	2,717	4,522	4,022	2,194	4,22,102	242,190	2,92,672	2,22,219	4,22,071
Germany	41,902	46,644	22,222	22,222	22,222	1,66,29,522	2,02,00,420	1,22,12,024	1,61,62,422	2,22,27,001
Netherlands	2,221	2,212	2,422	2,227	241	7,61,227	7,67,622	6,22,622	4,44,209	1,54,222
Belgium	119,051	105,299	74,014	76,245	92,942	1,59,25,402	1,22,79,271	90,02,722	91,61,222	1,07,26,247
Luxemburg	25,022	20,027	16,004	15,524	10,540	19,22,672	12,22,272	14,26,722	14,15,542	9,07,222
France	12,609	12,727	12,244	12,122	12,222	22,22,271	14,61,171	14,76,242	15,16,927	14,92,522
Spain	1	2	10	24	51	2,076	27,427	22,222	1,01,022	2,46,172
Portugal (including Azores and Madras)	190	--	--	142	--	47,224	--	50	1,22,222	27
Switzerland	295	210	110	50	77	4,27,022	2,52,420	2,02,622	1,22,142	1,09,022
Italy (including Trieste)	1,279	1,051	1,219	2,640	1,941	12,59,152	15,29,491	12,22,527	12,22,042	12,22,172
Austria	1,227	202	622	510	222	6,62,022	4,91,642	4,42,664	2,42,047	2,12,242
Hungary	222	722	1,042	922	1,279	29,222	1,20,202	1,24,621	1,44,767	2,22,217
Czechoslovakia	2,220	2,522	2,022	2,922	2,202	29,1,560	6,61,222	7,77,920	12,22,291	6,27,222
Yugo-Slavia (Kingdom of the Serbs-Croats and Slovenes)	9	2	44	209	120	2,271	1,229	12,692	64,141	22,272
Greece (including Crete)	656	--	--	--	--	1,62,272	200	--	--	215
Native States in Arabia (Other than Maskat Territory and Trucial Oman)	27	2	4	5	--	--	--	--	--	22
Iraq	162	22	144	26	229	11,920	4,021	1,749	1,022	14,722
Iran	102	51	221	221	161	20,472	20,421	1,22,202	22,991	5,122
Java	--	--	1	12	60	12,122	26,102	24,522	16,492	14,290

No. 10—continued

ARTICLES, AND COUNTRIES OF CONSIGNMENT: ALSO SHARE OF EACH PROVINCE	QUANTITY					VALUE				
	1931-32	1932-33	1933-34	1934-35	1935-36	1931-32	1932-33	1933-34	1934-35	1935-36
Metals and Ores—concluded										
Total Metals (excluding Ores)—continued	Tons	Tons	Tons	Tons	Tons	R	R	R	R	R
China (excluding Hong-kong and Macao)	92	126	576	180	430	39,688	39,231	1,51,935	64,292	3,38,688
Japan	6,368	15,842	24,357	30,755	38,268	25,24,548	57,17,109	75,52,971	1,01,03,089	1,15,61,790
Portuguese East Africa	6	15	151	29	664	2,187	9,439	98,755	12,060	2,44,212
French Somaliland	17	6	5,465	1,720
United States of America—										
Via Atlantic Coast	7,565	5,692	5,083	13,270	11,125	27,92,901	17,50,257	16,47,572	46,47,273	32,79,668
" Pacific "	1,206	48	68	330	1,324	2,61,268	25,756	38,084	69,529	1,94,823
Other Foreign Countries	13	5	10	5	8	7,096	3,576	7,459	5,178	3,608
TOTAL FOREIGN COUNTRIES.	284,364	324,510	193,094	225,085	282,276	4,92,48,289	5,15,68,318	4,16,10,550	5,02,70,547	5,77,10,771
Share of Bengal	127,746	185,409	137,913	171,257	210,944	2,98,50,866	3,19,30,677	3,36,04,042	4,17,99,037	4,90,58,433
" Bombay	140,189	183,359	130,772	131,439	147,189	3,66,22,847	3,43,36,334	3,09,47,983	3,61,16,218	3,58,60,137
" Sind	60,539	55,014	51,736	64,241	76,332	1,07,37,490	98,95,039	92,03,423	1,21,27,703	1,27,77,939
" Madras	59,950	53,452	51,124	54,687	59,164	1,38,79,017	1,47,11,301	1,39,95,147	1,57,49,313	1,36,63,195
" Burma	29,377	27,932	30,703	34,249	40,014	71,63,479	63,88,685	71,14,193	79,66,120	59,16,357
TOTAL	418,091	395,207	391,543	455,873	533,293	9,76,53,609	9,72,52,036	9,48,64,768	11,30,98,394	12,02,68,066
Total Ores—	Tons	Tons	Tons	Tons	Tons					
United Kingdom (including Channel Islands)	77	54	234	211	147	17,099	10,119	68,292	59,285	27,080
Other British Possessions	33	20	10	4	13	1,482	692	665	365	1,279
TOTAL BRITISH EMPIRE.	110	74	244	215	160	18,581	10,811	68,957	59,650	28,359
Denmark	2	12	606	578	5,927
Germany	5	1	..	12	..	2,827	95	23	6,436
France	259	246	145	79	67	88,976	82,869	44,987	20,881	23,121
Other Foreign Countries	32	..	69	..	11	3,820	255	6,977	..	1,097
TOTAL FOREIGN COUNTRIES.	291	251	215	81	102	92,795	85,951	52,665	21,462	37,481
Share of Bengal	120	100	71	62	33	28,073	27,667	18,453	16,702	31,615
" Bombay	34	73	155	100	63	25,850	23,556	34,858	24,343	18,361
" Sind	164	133	223	124	48	55,972	44,347	67,651	33,117	12,467
" Madras	6	50	95	150	3,123
" Burma	33	30	10	4	13	1,432	692	665	316	1,974
TOTAL	401	325	459	295	262	1,11,376	96,752	1,21,622	75,132	65,840
Total Metals and Ores	418,492	395,532	392,007	456,169	533,555	9,77,65,075	9,73,48,788	9,49,86,410	11,37,78,526	12,03,31,966
Mica—										
In Blocks (H. B)—	Cwts.	Cwts.	Cwts.	Cwts.	Cwts.					
United Kingdom (including Channel Islands)	124	42	79	9	32	17,405	10,880	12,378	3,594	2,359
Ceylon (excluding Maldives)	30	7,596	..
Straits Settlements	2	1,268
TOTAL BRITISH EMPIRE	124	42	79	39	34	17,405	10,880	12,378	11,190	3,627
Germany	65	3	1	30	..	14,350	112	1,072	787	..
Italy (including Fiume)	36	..	141	10,552	..	3,319
United States of America— Via Atlantic Coast	20	103	162	16	65	5,111	3,896	11,022	2,577	3,196
Other Foreign Countries	9	4,007	..
TOTAL FOREIGN COUNTRIES	121	106	304	55	65	29,913	3,998	15,413	7,371	3,196
Share of Bengal	225	148	373	94	39	45,354	14,878	26,746	18,661	6,762
" Madras	20	..	10	1,365	..	295
" Burma	599	61
TOTAL	345	148	383	94	99	47,313	14,878	27,741	18,661	6,823

ARTICLES, AND COUNTRIES OF CONSIGNMENT; ALSO SHARE OF EACH PROVINCE	QUANTITY					VALUE				
	1931-32	1932-33	1933-34	1934-35	1935-36	1931-32	1932-33	1933-34	1934-35	1935-36
						R	R	R	R	R
Misc—continued										
<i>In splittings (H. B)—</i>	<i>Owts.</i>	<i>Owts.</i>	<i>Owts.</i>	<i>Owts.</i>	<i>Owts.</i>					
United Kingdom (including Channel Islands)	144	32	2	121	1	9,988	2,267	798	25,240	2,317
Other British Possessions	242	..
TOTAL BRITISH EMPIRE	144	32	2	121	1	9,988	2,267	798	25,482	2,317
Germany	108	15	1	6,321	1,200	250
Other Foreign Countries	3	51	8	2,477	4,466	590
TOTAL FOREIGN COUNTRIES	111	15	..	51	9	8,798	1,200	..	4,466	840
Share of Bengal	251	47	..	172	9	17,222	4,000	..	29,212	2,446
Bombay	1	..	2	..	1	229	..	292	..	249
Burma	269	467	501	737	441
TOTAL	255	47	2	172	10	18,766	4,467	798	29,949	2,187
Total Africa—	<i>Owts.</i>	<i>Owts.</i>	<i>Owts.</i>	<i>Owts.</i>	<i>Owts.</i>					
United Kingdom (including Channel Islands)	268	74	81	120	25	27,292	14,147	12,171	22,525	4,678
Ceylon (excluding Maldives)	20	7,506	..
Other British Possessions	2	242	1,262
TOTAL BRITISH EMPIRE	268	74	81	120	25	27,292	14,147	12,171	29,673	5,940
Germany	172	18	1	20	1	20,571	1,212	1,072	767	250
Italy (including Fiume)	39	..	141	12,964	..	2,219
United States of America—Vid Atlantic Coast	20	102	162	42	65	5,176	2,225	11,022	4,754	2,194
Other Foreign Countries	23	2	6,206	200
TOTAL FOREIGN COUNTRIES	232	121	204	106	74	38,711	3,196	15,412	11,227	4,086
Share of Bengal	472	192	272	266	102	62,622	12,672	22,792	47,772	2,222
Bombay	1	..	2	..	1	229	..	292	..	249
Madras	20	..	10	1,265	..	292
Burma	1,452	467	501	737	522
TOTAL	500	192	285	266	109	62,104	12,245	22,584	48,510	2,220
Oils—										
<i>Animal—</i>										
<i>Fish Oil (H. G) (a)—</i>	<i>Gals.</i>	<i>Gals.</i>	<i>Gals.</i>							
United Kingdom (including Channel Islands)	102,502	162,205	92,519	—	—	1,22,205	1,72,000	1,00,749	—	—
Other British Possessions	20	11	69	—	—	72	24	122	—	—
TOTAL BRITISH EMPIRE	102,522	162,216	92,588	—	—	1,22,277	1,72,024	1,00,871	—	—
Sweden	..	6,247	2	—	—	..	5,622	10	—	—
Norway	52,491	102,422	70,442	—	—	52,542	72,797	52,291	—	—
Denmark	12,689	124,277	21,270	—	—	24,122	2,12,762	46,212	—	—
Germany	6,062	50,204	102,291	—	—	6,214	21,222	1,22,212	—	—
Belgium	..	27,222	2,222	—	—	..	40,101	2,222	—	—
Japan	62,222	502,222	242,222	—	—	42,222	4,24,122	4,42,222	—	—
Other Foreign Countries	722	12,222	2,222	—	—	241	2,422	2,222	—	—
TOTAL FOREIGN COUNTRIES	142,404	202,412	76,024	—	—	1,22,222	2,22,407	6,22,222	—	—

(a) Discontinued and sub-divided from 1924-25.

No. 10—continued

ARTICLES, AND COUNTRIES OF CONSIGNMENT; ALSO SHARE OF EACH PROVINCE	QUANTITY					VALUE				
	1981-82	1982-83	1933-34	1984-85	1985-86	1981-82	1982-83	1983-84	1984-85	1985-86
Oil—continued						R	R	R	R	R
Animal—continued										
Fish Oil (H. G.) (a)—continued	Gals.	Gals.	Gals.							
Share of Bengal . . .	180,872	418,318	408,401	—	—	1,82,847	3,83,020	3,88,023	—	—
„ Bombay . . .	12,126	219,917	25,592	—	—	18,323	2,01,848	23,760	—	—
„ Sind . . .	3,009	113,193	139,662	—	—	5,476	1,40,838	1,63,918	—	—
„ Madras . . .	22,208	179,954	102,076	—	—	35,668	2,73,923	1,17,718	—	—
„ Burma . . .	16,018	136,446	92,941	—	—	19,324	1,51,908	95,054	—	—
TOTAL	244,227	1,068,728	858,672	—	—	2,61,656	11,31,831	7,88,478	—	—
Fish or Whale Oil hardened (H.G.)—				Cwts.	Cwts.					
TOTAL BRITISH EMPIRE	—	—	—	9	282	—	—	—	95	2,395
Denmark . . .	—	—	—	2,824	1,804	—	—	—	41,870	27,671
Germany . . .	—	—	—	4,347	3,388	—	—	—	61,112	52,740
Japan . . .	—	—	—	12,107	14,368	—	—	—	1,25,477	1,83,218
Other Foreign Countries . . .	—	—	—	143	..	—	—	—	2,110	..
TOTAL FOREIGN COUNTRIES	—	—	—	19,421	19,655	—	—	—	2,30,569	263,635
Share of Bengal . . .	—	—	—	2,065	1,428	—	—	—	22,521	17,298
„ Bombay . . .	—	—	—	13,267	9,294	—	—	—	1,56,942	1,24,930
„ Sind . . .	—	—	—	2,916	6,766	—	—	—	35,963	89,432
„ Madras . . .	—	—	—	321	89	—	—	—	4,775	1,513
„ Burma . . .	—	—	—	871	2,190	—	—	—	11,663	33,813
TOTAL	—	—	—	19,480	19,787	—	—	—	2,30,664	2,67,030
Others (H. G.)—				Gals.	Gals.					
United Kingdom (including Channel Islands) . . .	—	—	—	75,259	64,039	—	—	—	84,068	79,637
Other British Possessions . . .	—	—	—	4	1,311	—	—	—	20	1,954
TOTAL BRITISH EMPIRE	—	—	—	75,263	65,350	—	—	—	84,088	81,591
Norway . . .	—	—	—	14,801	3,717	—	—	—	11,413	4,052
Japan . . .	—	—	—	72,528	55,998	—	—	—	36,227	28,549
Other Foreign Countries . . .	—	—	—	2,832	1,600	—	—	—	3,285	2,107
TOTAL FOREIGN COUNTRIES	—	—	—	90,161	61,405	—	—	—	50,985	34,708
Share of Bengal . . .	—	—	—	147,001	100,541	—	—	—	1,09,554	77,385
„ Bombay . . .	—	—	—	8,442	12,871	—	—	—	11,436	17,301
„ Sind . . .	—	—	—	1,117	..	—	—	—	1,255	..
„ Madras . . .	—	—	—	1,308	7,378	—	—	—	2,576	11,716
„ Burma . . .	—	—	—	7,056	6,065	—	—	—	10,253	10,097
TOTAL	—	—	—	165,424	126,755	—	—	—	1,35,073	1,16,299

(a) Discontinued and sub-divided from 1984-85.
Separately recorded from 1984-85.

ARTICLES, AND COUNTRIES OF CONSIGNMENT; ALSO SHARE OF EACH PROVINCE	QUANTITY					VALUE				
	1931-32	1932-33	1933-34	1934-35	1935-36	1931-32	1932-33	1933-34	1934-35	1935-36
						Rs	Rs	Rs	Rs	Rs
<i>Oils—continued</i>										
<i>Animal—continued</i>										
Other kinds (II. G)—	Gals.	Gals.	Gals.	Gals.	Gals.					
United Kingdom (including Channel Islands)	2,222	1,978	1,480	3,176	1,272	5,190	4,737	4,471	9,556	5,764
Other British Possessions	69	..	412	70	..	120
Total British Empire	2,222	1,978	1,549	3,176	1,684	5,190	4,737	4,541	9,556	5,884
TOTAL FOREIGN COUNTRIES	128	1,418	480	496	190	502	1,093	547	1,945	801
Share of Bengal	262	..	1,233	2,776	10	917	..	3,134	3,143	68
" Bombay	233	1,369	364	180	123	1,093	2,756	683	208	445
" Sind	24	63	66	276	231	682	321	319	1,327	1,216
" Madras	1,670	1,221	359	430	822	2,930	1,759	1,322	1,274	2,644
" Burma	1	148	13	10	672	20	295	70	21	2,216
TOTAL	2,350	3,391	2,029	3,672	1,874	5,092	5,820	5,088	11,501	6,685
Total Animal Oils (a)—	Gals.	Gals.	Gals.							
United Kingdom (including Channel Islands)	104,725	165,228	99,000	—	—	1,23,795	1,22,637	1,05,220	98,624	87,559
Other British Possessions	25	11	163	—	—	105	24	198	115	2,211
TOTAL BRITISH EMPIRE	104,750	165,239	100,163	—	—	1,23,900	1,22,661	1,05,418	98,739	89,770
Sweden	..	6,247	441	—	—	..	5,523	371	906	482
Norway	58,491	108,422	70,448	—	—	58,548	75,797	58,391	11,413	4,022
Denmark	13,689	184,377	31,279	—	—	24,128	2,18,768	46,912	41,370	27,671
Germany	7,008	50,730	102,932	—	—	5,246	31,568	1,32,799	63,637	54,898
Belgium	..	27,565	2,667	—	—	..	40,101	2,398	2,110	..
Japan	62,522	509,557	547,393	—	—	43,222	4,24,165	4,45,994	1,61,764	2,11,767
Other Foreign countries	827	14,931	5,384	—	—	1,179	9,273	2,278	1,689	274
TOTAL FOREIGN COUNTRIES	142,537	901,825	760,544	—	—	1,23,423	[9,58,500	6,83,143	2,33,499	2,09,144
Share of Bengal	191,124	412,218	499,739	—	—	1,23,244	2,63,020	3,06,167	1,40,218	94,643
" Bombay	12,559	221,276	25,948	—	—	19,415	2,64,401	24,443	1,22,224	1,22,576
" Sind	2,103	112,256	139,627	—	—	6,127	1,41,767	1,64,437	35,145	90,326
" Madras	24,472	181,775	102,433	—	—	32,598	2,74,622	1,19,409	3,324	16,273
" Burma	16,019	138,594	92,954	—	—	16,044	1,52,301	95,124	21,267	46,226
TOTAL	247,287	1,067,119	860,701	—	—	2,67,323	11,37,161	7,03,561	2,77,223	2,90,014
<i>Essential—</i>										
Synthetic (II. G)—	Gals.	Gals.	Gals.	Gals.	Gals.					
United Kingdom (including Channel Islands)	66	1,528	1,480	1,585	3,063	2,230	13,462	55,709	43,171	91,040
Other British Possessions	1	1	68	2	23	70	120	620	250	420
TOTAL BRITISH EMPIRE	67	1,529	1,548	1,587	3,086	2,300	13,582	56,329	43,421	91,460
Germany	615	1,578	2,943	5,805	6,276	21,257	73,178	1,48,257	2,00,367	2,36,743
Netherlands	939	2,055	2,168	2,248	3,202	36,149	95,850	1,15,249	1,50,839	1,75,411
France	839	1,145	1,758	3,030	3,046	32,953	72,339	1,10,672	1,47,691	1,68,439
Switzerland	40	240	263	329	720	2,424	12,138	27,573	22,231	47,120
Other Foreign Countries	59	64	434	139	215	3,245	1,319	4,040	2,796	4,962
TOTAL FOREIGN COUNTRIES	2,492	5,077	9,571	12,121	13,669	96,628	2,54,374	4,05,800	5,31,724	6,32,734

(a) Quantity not recorded from 1934-35.

No. 10—continued

ARTICLES AND COUNTRIES OF CONSIGNMENT; ALSO SHARE OF EACH PROVINCE	QUANTITY					VALUE				
	1931-32	1932-33	1933-34	1934-35	1935-36	1931-32	1932-33	1933-34	1934-35	1935-36
	Gals.	Gals.	Gals.	Gals.	Gals.	Rs.	Rs.	Rs.	Rs.	Rs.
Oils—continued										
Essential—continued										
Synthetic (II. G)—continued										
Share of Bengal	17	1,398	4,353	5,012	6,364	617	70,315	1,56,132	2,55,280	3,23,017
.. Bombay	2,004	3,143	2,849	2,559	4,752	91,600	1,70,946	1,58,364	1,42,159	2,05,503
.. Sind	455	617	2,936	4,909	3,512	2,686	10,423	60,285	84,204	1,00,198
.. Madras	76	1,352	663	762	1,124	2,698	10,422	52,108	58,320	66,324
.. Burma	7	96	322	465	403	422	5,724	15,336	34,672	29,664
TOTAL	2,559	6,006	11,114	13,708	16,055	98,928	2,68,456	4,42,129	5,76,145	7,25,104
Natural—										
Almond (II. G)—										
TOTAL BRITISH EMPIRE	2	74	214	150	175	49	1,430	3,620	2,508	2,977
TOTAL FOREIGN COUNTRIES	..	28	82	94	131	15	377	1,189	1,238	1,203
Share of Bengal	2	4	3	1	..	37	99	56	16
.. Bombay	46	130	153	192	..	909	2,661	2,199	2,233
.. Sind	7	21	3	18	..	96	422	180	334
.. Madras	2	46	55	66	86	64	732	1,510	1,124	1,345
.. Burma	1	5	9	10	..	33	106	192	212
TOTAL	2	102	296	244	306	64	1,807	4,809	3,741	4,180
Bergamot (II. G)—										
United Kingdom (including Channel Islands)	6	28	82	72	111	240	1,901	4,329	3,507	5,529
France	39	68	91	243	..	2,113	3,398	3,232	10,205
Italy (including Fiume)	15	95	303	572	..	941	12,405	11,065	20,658
Other Foreign Countries	3	40	123	95	66	306	2,476	5,860	4,036	2,876
TOTAL FOREIGN COUNTRIES	3	94	349	499	681	306	5,530	21,663	18,333	33,030
Share of Bengal	38	427	449	754	..	3,645	12,339	16,628	22,862
.. Bombay	2	48	93	65	133	163	2,765	4,977	3,104	2,209
.. Sind	2	15	14	13	..	134	665	558	454
.. Madras	17	12	15	349	486	593
.. Burma	6	14	14	21	27	314	327	662	1,064	1,350
TOTAL	9	122	631	661	992	546	7,431	25,002	21,840	30,468
Cajuput (II. G)—										
Straits Settlements	1,189	992	799	1,039	1,109	12,413	14,572	10,636	12,871	12,775
Other British Possessions	16	85	35	48	93	360	1,399	784	976	1,844
TOTAL BRITISH EMPIRE	1,205	1,077	834	1,087	1,207	12,773	15,971	11,420	13,847	14,619
TOTAL FOREIGN COUNTRIES	157	115	171	301	251	2,066	1,905	2,401	4,626	3,841
Share of Bengal	259	147	143	135	232	3,379	1,397	1,794	1,453	2,439
.. Bombay	554	237	224	542	287	8,659	4,138	4,003	7,453	3,523
.. Sind	3	14	67	17	19	51	255	392	295	356
.. Madras	322	32	2	259	238	4,733	568	57	3,147	2,623
.. Burma	224	712	499	495	702	4,026	11,018	7,069	6,125	3,944
TOTAL	1,362	1,192	1,005	1,448	1,458	20,839	17,376	13,821	18,473	17,960
Camphor (II. G)—										
TOTAL BRITISH EMPIRE	1	4	638	562	9	11	56	1,608	1,428	154
Germany	1,950	1,940	1,649	2,541	4,125	4,405	6,227	3,664	6,442	9,022
Japan	9,916	9,518	9,322	5,636	6,630	23,171	19,153	18,873	13,008	15,114
Other Foreign Countries	2,549	841	237	381	3	4,338	1,665	1,030	1,326	38
TOTAL FOREIGN COUNTRIES	14,415	12,294	11,258	8,608	10,808	36,917	27,045	23,567	20,776	24,174

GENERAL IMPORTS

(286)

No. 10—continued

ARTICLES AND COUNTRIES OF CONSIGNMENT; ALSO SHARE OF EACH PROVINCE	QUANTITY					VALUE				
	1931-32	1932-33	1933-34	1934-35	1935-36	1931-32	1932-33	1933-34	1934-35	1935-36
Oils—continued										
Essential—continued										
Natural—continued										
Camphor (II. G)—continued	Gals.	Gals.	Gals.	Gals.	Gals.					
Share of Bengal . . .	9,761	7,473	6,943	6,637	9,029	22,226	16,378	12,716	16,345	18,764
" Bombay . . .	4,530	3,338	4,391	3,783	3,261	14,329	8,643	10,408	4,793	4,122
" Sind	514	391	324	451	..	1,393	722	1,292	1,129
" Madras . . .	125	461	451	436	23	272	1,259	1,174	1,049	251
" Burma	12	2	..	22	65
TOTAL	14,416	12,298	11,886	9,170	10,817	26,923	27,101	25,176	22,204	24,928
Cloves (II. G)—	Gals.	Gals.	Gals.	Gals.	Gals.					
United Kingdom (including Channel Islands)	27	238	361	714	..	1,148	6,918	9,822	18,768
Other British Possessions . . .	15	..	6	669	..	219
TOTAL BRITISH EMPIRE	15	27	244	361	714	669	1,148	7,137	9,822	18,768
Netherlands	122	4	184	242	..	2,168	37	5,594	7,908
Other Foreign Countries	50	321	171	117	..	1,328	10,025	5,361	4,058
TOTAL FOREIGN COUNTRIES	..	182	325	355	359	..	4,989	10,072	10,956	11,961
Share of Bengal	42	224	223	242	..	1,775	6,596	7,322	7,942
" Bombay	122	212	250	674	..	2,292	6,259	10,322	12,222
" Sind	16	54	22	22	..	487	1,665	699	1,054
" Madras . . .	14	29	26	54	26	621	210	2,470	1,226	2,222
" Burma . . .	1	5	22	22	27	42	127	719	992	212
TOTAL	15	220	569	716	1,072	669	6,132	17,209	20,727	20,722
DIH (II. G)—	Gals.	Gals.	Gals.	Gals.	Gals.					
TOTAL FOREIGN COUNTRIES	7	201	22	..
Share of Sind	7	201	22	..
Eucalyptus (II. G)—	Gals.	Gals.	Gals.	Gals.	Gals.					
United Kingdom (including Channel Islands) . . .	542	678	1,110	1,477	1,142	12,522	12,126	22,601	29,784	20,579
Commonwealth of Australia . . .	476	945	1,228	1,068	740	4,499	7,167	6,978	7,701	4,922
Other British Possessions . . .	27	45	12	1	22	261	419	46	20	120
TOTAL BRITISH EMPIRE	1,045	1,668	2,350	2,546	1,904	10,282	20,712	29,625	37,505	25,621
TOTAL FOREIGN COUNTRIES	91	285	163	110	9	798	845	966	591	162
Share of Bengal . . .	416	561	1,122	1,422	697	4,224	6,729	12,722	17,292	16,459
" Bombay . . .	426	522	472	699	542	12,242	8,722	11,992	16,612	19,222
" Sind . . .	77	267	125	267	125	924	2,124	2,172	2,692	2,922
" Madras . . .	26	192	69	57	21	292	1,017	412	422	292
" Burma . . .	122	422	622	120	592	1,770	2,924	3,247	2,192	2,292
TOTAL	1,126	1,900	2,512	2,656	1,914	20,960	21,557	29,661	38,046	28,955
Lavender (II. G)—	Gals.	Gals.	Gals.	Gals.	Gals.					
United Kingdom (including Channel Islands) . . .	6	27	102	129	29	254	1,712	7,999	2,599	6,662
Germany	10	124	56	27	..	599	10,227	5,266	4,552
Netherlands . . .	7	29	26	121	22	229	2,599	6,292	9,421	9,011
France	72	299	251	921	..	2,265	21,755	27,491	29,927
Other Foreign Countries	1	14	17	11	..	21	712	1,496	210
TOTAL FOREIGN COUNTRIES	7	172	261	715	1,062	229	2,185	40,022	38,691	34,312
Share of Bengal . . .	1	125	722	272	722	22	2,222	42,227	41,472	62,722
" Bombay . . .	6	54	199	210	227	220	2,492	19,440	16,970	27,297
" Sind . . .	1	6	19	12	6	24	427	727	299	422
" Madras	5	24	42	22	..	294	1,212	2,246	5,029
" Burma . . .	5	5	2	42	22	192	299	292	2,442	1,592
TOTAL	12	205	961	884	1,151	642	9,247	57,022	62,292	1,00,922

No. 10—continued

ARTICLES, AND COUNTRIES OF CONSIGNMENT; ALSO SHARE OF EACH PROVINCE	QUANTITY					VALUE				
	1931-32	1932-33	1933-34	1934-35	1935-36	1931-32	1932-33	1933-34	1934-35	1935-36
<i>Oil—continued</i>						R	R	R	R	R
<i>Essential—continued</i>										
<i>Natural—continued</i>										
Lemon (II. G)— United Kingdom (including Channel Islands)	Gals. 944	Gals. 928	Gals. 939	Gals. 1,400	Gals. 2,122	28,960	27,074	26,888	35,155	65,617
Other British Possessions	48	874
TOTAL BRITISH EMPIRE	944	971	939	1,400	2,122	28,960	27,448	26,888	35,155	65,617
Netherlands	81	120	133	250	..	2,022	4,267	4,187	10,249
Italy (including Rome)	130	99	425	506	360	2,518	3,060	9,616	11,429	11,251
Other Foreign Countries	780	734	106	118	144	5,872	3,510	3,392	3,002	4,972
TOTAL FOREIGN COUNTRIES	910	818	651	752	761	8,390	9,192	17,275	18,568	26,472
Share of Bengal	61	149	540	370	619	1,069	2,493	13,016	8,937	19,525
.. Bombay	363	307	378	695	1,106	11,326	9,400	10,689	17,537	25,302
.. Sind	570	703	499	380	786	14,769	19,859	12,311	20,142	21,938
.. Madras	790	47	171	189	331	6,942	1,634	5,555	6,009	13,126
.. Burma	70	75	32	38	44	2,654	2,364	1,592	1,108	1,647
TOTAL	1,854	1,284	1,590	2,152	2,826	37,350	36,640	43,663	53,723	92,039
<i>Otto Rose (II. G)—</i>	Gals.	Gals.	Gals.	Gals.	Gals.					
TOTAL BRITISH EMPIRE	..	4	9	10	4	296	824	1,947	2,633	2,432
TOTAL FOREIGN COUNTRIES	13	12	66	37	6	289	1,234	6,414	4,599	1,736
Share of Bengal	12	1	44	3	5	313	656	2,371	1,913	1,296
.. Bombay	11	37	39	4	..	900	2,108	2,604	1,144
.. Sind	2	1	28	311	231	143
.. Madras	4	21	18	1	..	356	3,262	1,950	1,318
.. Burma	1	..	1	372	238	499	484	318
TOTAL	13	16	105	47	10	585	2,078	8,381	7,232	4,213
<i>Peppermint (II. G)—</i>	Gals.	Gals.	Gals.	Gals.	Gals.					
United Kingdom (including Channel Islands)	15	20	110	56	116	1,048	1,104	5,941	3,532	6,915
Other British Possessions	95	200	..	111	67	3,457	6,750	..	2,422	1,950
TOTAL BRITISH EMPIRE	110	220	110	167	183	4,505	7,854	5,941	6,104	8,865
Germany	168	177	241	130	208	8,110	11,480	3,691	9,936	10,272
France	116	2	1	12	37	5,447	101	118	1,268	3,098
Japan	1,119	1,733	1,965	1,294	1,840	44,605	58,135	59,660	33,630	56,655
Other Foreign Countries	4	151	51	129	53	247	4,264	4,782	5,215	4,963
TOTAL FOREIGN COUNTRIES	1,307	2,063	2,258	1,555	2,138	58,419	73,530	78,251	47,055	74,933
Share of Bengal	304	343	373	332	333	10,171	15,740	15,648	16,016	21,730
.. Bombay	1,050	1,314	1,630	872	1,427	42,748	45,158	50,903	22,571	45,809
.. Sind	93	130	99	192	145	3,939	6,112	3,933	5,321	4,073
.. Madras	70	157	212	171	262	2,339	6,562	7,097	4,937	3,284
.. Burma	20	240	54	148	114	4,077	3,218	1,605	4,314	3,356
TOTAL	1,507	2,233	2,365	1,722	2,321	62,914	81,784	79,192	58,159	83,843
<i>Other sorts (II. G)—</i>	Gals.	Gals.	Gals.	Gals.	Gals.					
United Kingdom (including Channel Islands)	3,534	4,166	2,897	4,403	2,884	1,25,886	97,614	74,450	99,501	90,602
Ceylon (excluding Maldives).	5,974	5,261	5,206	6,409	7,058	79,508	70,201	60,408	61,208	56,014
Straits Settlements	10	88	187	764	6	199	1,924	3,028	6,203	356
Hongkong	1,026	1,056	1,595	1,088	1,402	10,531	10,244	14,203	9,915	12,485
Other British Possessions	6	15	19	16	37	676	1,529	1,110	1,350	1,490
TOTAL BRITISH EMPIRE	10,550	10,584	9,904	12,609	11,387	2,16,850	1,81,503	1,53,199	1,78,177	1,61,007

GENERAL IMPORTS

(288)

No. 10—continued

ARTICLES, AND COUNTRIES OF CONSIGNMENT; ALSO SHARE OF EACH PROVINCE	QUANTITY					VALUE				
	1931-32	1932-33	1933-34	1934-35	1935-36	1931-32	1932-33	1933-34	1934-35	1935-36
Oils—continued										
<i>Essential—concluded</i>										
<i>Natural—concluded</i>										
Other sorts (II. G)—continued	Gals.	Gals.	Gals.	Gals.	Gals.					
Germany	3,145	2,828	1,978	981	1,027	1,19,102	1,57,156	46,256	42,766	40,824
Netherlands	2,810	2,334	1,613	1,050	1,281	1,24,252	1,24,465	51,558	51,956	48,523
France	2,050	1,893	728	688	882	96,086	1,06,889	57,193	54,797	52,930
Switzerland	130	240	52	123	80	12,119	21,070	2,926	6,484	3,608
Italy (excluding Fiume)	557	573	198	179	153	19,632	21,627	6,544	6,123	9,117
Java	231	239	519	1,395	2,207	5,326	4,431	7,296	15,652	24,261
China (exclusive of Hong-kong and Macao)	994	1,443	840	624	1,426	10,143	13,726	7,371	4,649	16,676
Japan	343	65	29	159	146	19,434	922	323	1,497	1,208
United States of America— Via Atlantic Coast	158	74	205	2,023	2,656	6,810	637	1,049	12,099	19,437
" Pacific "	11	209
Other Foreign Countries	87	28	123	64	23	295	1,600	1,123	2,112	924
TOTAL FOREIGN COUNTRIES	12,925	10,337	5,444	12,741	18,194	4,24,009	4,45,214	1,81,800	2,04,140	2,33,508
<i>Share of Bengal</i>	<i>12,036</i>	<i>12,191</i>	<i>5,677</i>	<i>11,723</i>	<i>16,280</i>	<i>2,75,222</i>	<i>2,30,229</i>	<i>1,22,220</i>	<i>1,54,237</i>	<i>1,52,227</i>
" Bombay	5,473	4,723	5,668	9,223	11,000	1,42,721	1,50,417	1,12,357	1,43,232	1,45,711
" Sind	1,863	573	1,201	1,313	1,392	31,454	17,716	25,205	26,796	27,943
" Madras	2,419	2,267	2,029	1,267	2,225	76,218	63,648	45,791	36,593	44,237
" Burma	455	523	322	1,245	768	13,958	14,219	12,206	21,434	22,223
TOTAL	22,945	20,221	15,548	26,410	27,581	6,40,859	6,26,517	3,24,000	3,92,217	3,94,513
<i>total Essential Oils—</i>	<i>Gals.</i>	<i>Gals.</i>	<i>Gals.</i>	<i>Gals.</i>	<i>Gals.</i>					
United Kingdom (including Channel Islands)	5,144	7,576	7,850	10,263	10,523	1,72,291	1,60,845	1,92,372	2,40,631	3,14,146
Ceylon (excluding Maldives)	5,977	5,249	5,231	6,436	7,060	72,522	71,007	61,074	61,564	66,148
Straits Settlements	1,225	1,279	986	1,365	1,182	22,228	22,373	13,964	21,155	15,081
Hongkong	1,068	1,066	1,665	1,103	1,402	11,413	10,244	14,206	10,140	12,435
Commonwealth of Australia	492	960	1,252	1,023	791	5,175	8,637	8,207	9,051	6,661
Other British Possessions	9	227
TOTAL BRITISH EMPIRE	12,961	16,220	16,065	20,750	20,992	2,92,269	2,74,156	2,89,023	3,42,571	4,04,758
Germany	5,919	6,653	7,022	9,229	11,026	1,54,260	2,44,023	2,22,504	2,69,722	3,07,679
Netherlands	7,334	6,173	5,602	5,996	5,371	1,77,664	2,26,111	1,92,601	2,32,322	2,56,931
France	4,602	3,265	3,297	4,479	5,292	1,33,213	1,36,902	2,02,256	2,43,668	2,35,501
Switzerland	160	482	350	572	853	15,543	22,454	39,049	37,725	32,599
Italy (including Fiume)	692	685	1,054	1,003	1,116	22,287	25,623	30,135	29,638	41,772
Java	413	364	513	1,460	2,262	7,019	6,205	8,673	16,622	24,068
China (exclusive of Hong-kong and Macao)	994	1,557	920	621	1,633	10,143	15,207	8,631	5,392	16,758
Japan	11,429	11,537	11,671	7,357	8,800	92,634	78,952	79,607	49,824	76,180
United States of America— Via Atlantic Coast	162	139	222	2,049	2,703	6,195	2,257	2,108	20,422	22,201
" Pacific "	25	3	691
Other Foreign Countries	120	73	207	227	191	2,925	2,406	2,247	5,867	2,229
TOTAL FOREIGN COUNTRIES	31,980	30,029	31,628	32,968	46,172	6,22,112	6,33,270	7,93,761	6,16,322	11,32,620
<i>Share of Bengal</i>	<i>22,221</i>	<i>22,505</i>	<i>20,636</i>	<i>26,931</i>	<i>20,343</i>	<i>4,15,264</i>	<i>5,56,618</i>	<i>4,23,206</i>	<i>5,36,069</i>	<i>6,52,000</i>
" Bombay	14,409	14,448	16,210	17,226	22,649	3,22,122	3,52,224	2,84,221	3,36,274	4,02,411
" Sind	3,067	3,254	5,277	2,159	7,013	55,991	69,013	1,10,400	1,42,240	1,60,074
" Madras	2,822	4,799	3,843	3,016	4,536	96,419	87,246	1,21,102	1,16,164	1,47,711
" Burma	1,141	2,143	2,427	2,778	2,622	27,922	46,165	43,215	74,246	69,022
TOTAL	45,821	47,149	48,893	59,716	67,164	9,20,221	11,07,526	10,84,224	12,56,293	15,49,278

No. 10—continued

ARTICLES, AND COUNTRIES OF CONSIGNMENT; ALSO SHARE OF EACH PROVINCE	QUANTITY					VALUE				
	1931-32	1932-33	1933-34	1934-35	1935-36	1931-32	1932-33	1933-34	1934-35	1935-36
<i>Oils—continued</i>										
<i>Mineral—</i>										
Fuel oils (H. G.)—	Gals.	Gals.	Gals.	Gals.	Gals.	R	R	R	R	R
United Kingdom (including Channel Islands)	191,895	14,040	60,955	32,378	42	84,770	2,568	88,928	6,201	60
Ceylon (excluding Maldives)	198,884	221,129	31,160	35,647
Straits Settlements	2,208,692	77,353	170,095	210,814	195,030	4,50,277	21,375	47,871	62,157	58,033
British Borneo	12,340,894	13,336,908	14,560,124	14,698,849	15,382,840	24,66,195	25,29,008	26,77,305	25,12,988	25,31,765
Other British Possessions
TOTAL BRITISH EMPIRE	14,740,931	18,429,196	14,818,074	15,135,925	14,749,041	29,51,242	25,52,941	27,59,099	26,12,501	26,25,514
U. S. S. R.—										
Southern	4,152,744	2,058,454	912,182	2,116,700	..	7,78,188	5,45,780	1,80,956	2,92,293
Germany	8,518	224,263	3,251	62,158
Roumania	968,860	5,109,764	8,542,531	1,164,472	20	1,75,347	10,18,160	15,47,680	2,01,417	6
Iran	69,238,368	65,567,472	62,339,798	83,423,169	104,482,764	1,37,59,936	1,25,55,530	1,17,60,360	1,45,30,451	1,64,67,044
Sumatra	1,524,028	1,661,721	2,88,477	2,77,196
Borneo (Dutch)	11,921,674	12,588,474	14,922,480	10,294,892	17,182,358	25,54,362	25,55,351	26,11,138	16,56,682	27,20,637
Dutch Guinea	377,784	64,864
Egypt	67,301	40,075	80	72,748	11,603	16
United States of America— Via Atlantic Coast	1,007,427	792,519	175,625	308,000	2,860	2,84,733	1,78,489	61,351	1,15,871	892
" Pacific "	1,331,777	533,774	113,812	..	208	3,36,154	1,99,867	40,257	..	66
Other Foreign Countries	20,000	19,768	13,411	3,000	8,295	2,175
TOTAL FOREIGN COUNTRIES	85,087,943	91,008,590	89,052,696	96,127,433	123,778,401	1,74,28,668	1,77,97,398	1,65,66,516	1,66,38,672	1,94,23,129
<i>Share of Bengal</i>	10,438,395	9,254,521	2,193,706	9,117,260	9,817,185	23,92,154	22,02,312	17,45,707	15,31,461	15,53,765
" Bombay "	60,456,716	60,640,361	59,450,186	56,354,326	66,050,773	1,02,93,910	1,14,54,138	1,07,25,721	98,51,855	1,00,71,530
" Sind "	12,807,476	12,379,370	11,944,619	13,084,707	16,811,479	25,74,263	25,01,076	23,19,301	24,94,011	31,80,173
" Madras "	18,421,117	16,425,148	21,365,917	14,375,207	20,830,941	40,18,378	34,63,096	42,42,328	32,21,625	36,51,421
" Burma "	3,907,380	5,327,938	2,016,342	17,391,368	25,017,064	11,84,700	7,32,717	2,92,558	23,52,211	26,11,704
TOTAL	100,828,924	104,527,786	103,870,770	111,263,358	138,527,442	2,08,79,905	2,08,50,339	1,93,25,615	1,92,51,173	2,20,48,643
Kerosene (in bulk) (H. G.)—	Gals.	Gals.	Gals.	Gals.	Gals.					
Straits Settlements	8,450	6,929
British Borneo	1,724,575	9,16,180	..
Other British Possessions	434	278
TOTAL BRITISH EMPIRE	8,450	1,724,575	434	6,929	9,16,180	278
U. S. S. R.—										
Southern	41,460,069	40,893,497	38,234,358	43,362,835	46,854,798	1,84,70,416	1,63,61,829	1,50,18,305	1,47,64,737	1,44,38,908
Germany	44,058	39,336	15,891	18,788
Roumania	882,766	6,287,374	9,974,399	2,787,745	1,013,409	5,51,722	23,12,827	28,13,186	6,96,930	2,91,792
Iran	17,512,391	6,298,895	..	6,623,320	10,805,295	90,69,447	30,70,068	..	35,21,298	45,71,344
Reunion	1,407,088	3,66,772
Sumatra	765,672	1,697,590	9,575,463	4,693,072	..	2,27,309	10,87,519	41,52,223	10,14,935
Java	4,216,868	1,422,981	2	18,44,387	2,94,709	1
Borneo (Dutch)	4,413,558	1,369,977	..	20,11,245	5,76,602	..
Celebes and other Islands	1,313,023	8,20,638
United States of America— Via Atlantic Coast	12,510,357	2,637,395	1,037,742	278,595	100,181	60,95,501	9,89,028	4,47,906	1,30,569	87,574
" Pacific "	291,530	66,638	..	22,500	..	1,89,807	35,300	..	5,774	..
TOTAL FOREIGN COUNTRIES	77,072,061	58,262,492	56,628,060	65,492,480	63,496,693	3,63,32,138	2,44,17,049	2,15,78,575	2,41,68,739	2,10,18,342
<i>Share of Bengal</i>	25,086,311	17,154,895	19,639,408	31,904,614	13,147,720	1,06,99,274	65,13,399	84,50,382	62,39,370	36,86,441
" Bombay "	25,198,978	22,850,356	20,210,592	23,114,766	23,098,342	1,37,67,692	93,30,949	48,82,807	31,23,585	72,61,741
" Sind "	17,362,161	7,511,398	9,367,979	9,899,208	14,380,360	77,93,941	30,95,731	37,23,576	42,42,317	56,62,037
" Madras "	3,332,561	10,745,443	7,460,031	12,398,487	7,970,699	51,34,170	54,86,930	45,21,510	64,79,047	44,08,401
TOTAL	77,080,511	58,262,492	56,628,060	67,217,055	63,497,127	3,63,95,077	2,44,17,049	2,15,78,575	2,50,84,919	2,10,18,620

ARTICLES, AND COUNTRIES OF CONSIGNMENT; ALSO SHARE OF EACH PROVINCE	QUANTITY					VALUE				
	1931-32	1932-33	1933-34	1934-35	1935-36	1931-32	1932-33	1933-34	1934-35	1935-36
Oils—continued										
Mineral—continued										
Kerosene (in tons) (II. G)—	Gals.	Gals.	Gals.	Gals.	Gals.	Rs.	Rs.	Rs.	Rs.	Rs.
Straits Settlements	6,704	..	12	684,005	681,210	2,150	..	9	4,69,852	4,59,681
Other British Possessions	9	438	234	359	287	4	244	128	202	184
TOTAL BRITISH EMPIRE	6,713	438	246	684,364	681,497	2,154	244	135	4,70,054	4,59,865
Germany	4	..	46,209	13,186	..	1	..	13,799	5,447
Iran	1,089,535	260,290	291,875	141,200	6	4,76,629	2,01,339	1,02,636	90,820	8
United States of America— Via Atlantic Coast	2,856,777	970,678	1,227,207	557,001	230,811	24,96,768	7,53,789	9,01,041	4,07,642	2,07,460
" Pacific "	4,702,858	29,69,516
Other Foreign Countries	2,531	43	231	326	70	1,804	23	167	132	57
TOTAL FOREIGN COUNTRIES	8,602,696	1,230,985	1,519,313	744,726	244,023	69,44,712	9,55,202	10,93,844	5,12,398	2,12,067
Share of Bengal	4,223,949	29,297	372	536	124,651	44,21,963	41,391	309	474	1,16,445
" Bombay "	852,379	578	22,792	123,013	26	6,80,176	259	69,852	92,287	19
" Sind "	1,507,092	269,539	232,127	161,291	74,542	9,10,866	2,01,602	2,21,211	1,12,261	28,219
" Madras "	483,877	252,065	126,250	207,632	4,092	4,12,186	1,90,142	57,426	1,11,226	3,070
" Burma] "	772,108	678,045	977,102	932,979	722,202	6,11,677	5,21,951	7,42,254	6,64,299	4,24,221
TOTAL	8,602,696	1,230,985	1,519,313	744,726	244,023	69,44,712	9,55,202	10,93,844	5,12,398	2,12,067
Total Kerosene—	Gals.	Gals.	Gals.	Gals.	Gals.					
Straits Settlements	15,154	..	12	684,005	681,210	9,089	..	9	4,69,852	4,59,681
British Borneo	1,724,575	9,16,180	..
Other British Possessions	9	438	234	359	721	4	244	128	202	612
TOTAL BRITISH EMPIRE	15,163	438	246	2,408,939	682,031	9,093	244	135	13,86,234	4,60,093
U. S. S. R.—										
Southern	41,460,969	40,898,527	28,224,258	42,362,935	46,854,793	1,84,70,416	1,68,61,841	1,50,12,305	1,47,64,737	1,44,28,909
Germany	4	..	90,267	52,472	..	1	..	29,600	19,225
Roumania	882,755	6,287,374	9,974,209	2,787,745	1,013,409	5,51,722	22,12,827	22,12,186	5,96,926	2,91,792
Iran	18,551,926	6,559,155	291,875	6,769,526	10,805,201	95,46,076	23,71,462	1,02,636	26,12,118	45,71,247
Sumatra	765,672	1,697,590	9,576,468	4,682,672	..	2,27,209	10,87,519	41,52,222	16,14,965
Java	4,216,223	1,422,981	2	18,44,287	2,94,799	1
Borneo (Dutch)	4,416,267	1,269,977	..	20,12,599	5,76,602	..
Celebes and other Islands	1,213,023	2,20,622
Reunion	1,467,088	3,66,772
United States of America— Via Atlantic Coast	15,267,634	2,908,073	2,264,949	225,596	220,992	65,92,264	17,42,812	12,43,947	5,44,211	2,95,034
" Pacific "	4,994,222	66,626	..	22,500	..	41,59,222	25,260	..	9,774	..
Other Foreign Countries	222	18	231	326	70	150	11	167	122	5
TOTAL FOREIGN COUNTRIES	85,674,757	59,498,477	58,147,278	66,227,216	63,740,716	4,22,22,850	2,58,72,251	2,26,72,419	2,46,91,121	2,12,91,20
Share of Bengal	30,270,759	17,124,192	19,222,720	21,965,200	12,272,277	1,21,21,227	65,54,799	24,59,622	62,29,214	28,02,221
" Bombay "	26,121,257	22,259,222	20,222,294	22,227,772	22,092,268	1,24,47,262	93,21,202	49,42,262	22,12,472	72,21,75
" Sind "	12,269,222	7,772,222	9,201,102	10,021,099	14,254,202	22,04,202	22,97,222	29,55,222	42,55,222	27,29,222
" Madras "	9,299,422	10,222,202	7,522,222	12,202,099	7,974,222	65,46,222	22,77,022	45,76,222	22,99,222	44,22,471
" Burma "	772,102	678,045	977,102	932,979	122,202	6,11,677	5,21,951	7,42,254	6,64,299	4,24,221
TOTAL	85,689,920	59,498,216	58,147,619	66,246,155	64,222,747	4,22,41,942	2,58,72,495	2,26,72,554	2,46,91,266	2,12,91,492
Lubricating oils—										
Batching oils (II. G)—	Gals.	Gals.	Gals.	Gals.	Gals.					
United Kingdom (including Channel Islands)	58,757	1,005,598	758,110	21,214	6,82,079	2,12,072
Straits Settlements	210	265
TOTAL BRITISH EMPIRE	58,967	1,005,598	758,110	22,079	6,82,079	2,12,072
Germany	42,740	..	1,141	22,761	..	222	..
Belgium	29,512	121,022	22,260	76,090
Borneo (Dutch)	2,479,244	2,404,261	1,252,774	1,756,717	224,010	12,57,120	12,12,222	5,94,464	7,54,266	2,66,620
Japan	22,200	172	2,222	27
United States of America— Via Atlantic Coast	9,990	4,726,294	5,464,222	5,566,222	4,222,222	11,409	22,69,222	22,40,222	22,54,270	11,07,410
" Pacific "	2,416,206	222,222	222,222	1,222	2,222,222	17,22,022	2,22,012	1,55,222	774	7,22,222
TOTAL FOREIGN COUNTRIES	2,426,240	2,426,240	7,210,217	7,222,000	7,222,222	27,07,222	22,16,222	22,66,222	22,19,222	22,22,222

No. 10—continued

ARTICLES, AND COUNTRIES OF CONSIGNMENT; ALSO SHARE OF EACH PROVINCE	QUANTITY					VALUE				
	1931-32	1932-33	1933-34	1934-35	1935-36	1931-32	1932-33	1933-34	1934-35	1935-36
Oils—continued										
Mineral—continued										
Lubricating Oils—continued										
Batching Oil (II. G)—contd.										
	Gals.	Gals.	Gals.	Gals.	Gals.	₹	₹	₹	₹	₹
<i>Share of Bengal . . .</i>	6,898,880	8,810,476	7,369,673	8,955,574	8,427,539	36,96,768	50,16,742	34,98,791	40,01,768	25,80,554
<i>" Bombay . . .</i>	9,120	..	1	10,815	..	3
<i>" Sind . . .</i>	1,109	454	..
<i>" Madras . . .</i>	210	265
TOTAL	6,905,940	8,810,476	7,369,894	8,956,683	8,427,539	37,07,573	50,16,742	34,99,058	40,02,222	25,80,554
Other Lubricating oils (II. G)—	Gals.	Gals.	Gals.	Gals.	Gals.					
<i>United Kingdom (including Channel Islands) . . .</i>	1,514,518	1,838,948	2,348,651	2,067,166	2,332,376	26,70,959	20,80,591	25,54,908	23,13,005	23,56,108
<i>Ceylon (including Maldives). . .</i>	7,904	10,531	9,336	9,946	3,474	13,541	17,119	18,297	12,225	5,800
<i>Straits Settlements . . .</i>	21,054	2,301	2,338	9,273	2,351	27,944	8,820	4,783	18,557	4,582
<i>Other British Possessions . . .</i>	987	210	645	644	636	1,190	878	872	1,485	985
TOTAL BRITISH EMPIRE	1,544,423	1,651,990	2,360,970	2,087,029	2,338,937	27,13,634	21,10,908	25,78,860	23,46,272	23,66,920
U. S. S. R.—										
<i>Southern . . .</i>	..	75,802	16,695
<i>Germany . . .</i>	38,195	181,546	152,385	132,103	130,349	57,238	2,29,531	1,42,021	1,80,217	1,72,133
<i>Netherlands . . .</i>	83,046	8,188	88	315	3	75,764	3,802	222	480	6
<i>Belgium . . .</i>	16,517	122,735	35,245	61,421	653	14,942	9,20,161	54,602	78,965	666
<i>Iran . . .</i>	1,160	9,378	8,278	17,709	130	2,861	19,785	17,532	29,207	65
<i>Sumatra . . .</i>	..	313,879	240,016	420,378	215,258	..	2,15,448	1,20,007	1,70,777	87,440
<i>Borneo (Dutch) . . .</i>	248,536	1,144	1,40,075	2,234
<i>Siam . . .</i>	436	..	2,520	30	..	852	..	5,053	34	..
<i>Japan . . .</i>	694	1,693	9,328	15,329	8,377	1,688	2,503	10,863	11,359	9,322
<i>United States of America—</i>										
<i>Via Atlantic Coast . . .</i>	6,357,946	5,601,300	6,503,586	6,590,044	7,186,358	75,73,165	70,77,451	64,33,926	60,97,198	68,81,251
<i>" Pacific " . . .</i>	849,482	498,498	1,481,291	963,559	1,022,987	4,87,300	3,47,536	8,09,444	5,73,585	5,40,766
<i>Other Foreign Countries . . .</i>	632	270	2,405	3,164	1,134	1,241	888	2,341	4,141	2,957
TOTAL FOREIGN COUNTRIES	7,596,643	6,802,784	8,435,187	8,204,047	8,575,843	83,64,211	88,44,800	76,01,011	71,46,463	71,97,349
<i>Share of Bengal . . .</i>	3,675,049	2,937,562	4,423,039	4,361,832	3,968,316	36,26,166	30,86,459	32,38,313	33,38,444	33,33,320
<i>" Bombay . . .</i>	2,888,304	2,338,583	2,830,574	3,060,932	3,280,497	34,51,986	33,36,191	29,92,729	33,08,327	34,58,463
<i>" Sind . . .</i>	1,002,368	1,076,341	1,535,964	1,747,667	1,623,467	18,57,322	16,36,431	17,63,373	12,05,449	13,56,346
<i>" Madras . . .</i>	1,303,398	1,181,133	1,365,613	1,367,985	1,317,374	13,46,190	21,04,139	12,60,372	10,39,004	10,24,608
<i>" Burma . . .</i>	372,547	421,155	590,917	422,080	724,727	7,96,175	7,92,438	8,74,084	5,92,911	8,86,633
TOTAL	9,141,066	8,454,774	10,796,107	10,291,076	10,914,680	1,10,77,845	1,09,55,708	1,01,79,871	94,91,735	95,64,269
Petroleum, dangerous, flashing below 76°F., including petrol, benzine and bensol (II. G)—	Gals.	Gals.	Gals.	Gals.	Gals.					
TOTAL BRITISH EMPIRE	157	279	471	1,302	1,268	225	1,098	584	2,514	2,937
U. S. S. R.—										
<i>Southern . . .</i>	..	312,997	1,300,862	891,783	1,554,595	..	2,32,113	3,25,215	2,20,446	10,91,070
<i>Germany . . .</i>	..	717,703	1,109	59,730	898,148	..	4,26,198	3,800	52,105	2,48,159
<i>Belgium . . .</i>	214	90,801	559	674	70,791	2,233
<i>Iran . . .</i>	390,000	306,320	298,040	414,208	123,200	3,47,624	1,80,977	2,06,160	3,75,371	1,11,650
<i>Sumatra . . .</i>	1,669,747	1,694,705	10,140	11,47,951	9,42,239	2,640
<i>Dutch New Guinea . . .</i>	790,265	1,221,702	10,87,228	16,15,720
<i>Java . . .</i>	..	422,724	2,37,782
<i>United States of America—</i>										
<i>Via Atlantic Coast . . .</i>	8,322	39,783	..	35,440	..	9,682	48,377	..	32,477	..
<i>" Pacific " . . .</i>	9,882,331	70,37,602
<i>Other Foreign Countries . . .</i>	204	517	48	10	5	100	717	80	9	5
TOTAL FOREIGN COUNTRIES	12,741,419	5,116,454	1,805,418	1,481,972	2,076,507	1,04,80,322	36,65,118	6,03,469	7,51,199	14,53,117

GENERAL IMPORTS

ARTICLES, AND COUNTRIES OF CONSIGNMENT; ALSO SHARE OF EACH PROVINCE	QUANTITY					VALUE				
	1931-32	1932-33	1933-34	1934-35	1935-36	1931-32	1932-33	1933-34	1934-35	1935-36
Oils—continued						B	B	B	B	B
Miscellaneous—continued										
Petroleum, dangerous, flashing below 76° F. (including petrol, benzine and kerosol (L. G.)—continued)	Gals.	Gals.	Gals.	Gals.	Gals.					
Share of Bengal	4,174,675	422,840	9,732	1,310	1,203	39,17,678	2,32,432	2,670	2,971	6,223
" Bombay	2,930,810	2,800,293	1,300,914	223,036	600,433	16,48,838	12,95,674	2,26,578	2,20,740	1,72,248
" Sind	1,622,160	671,361	222,040	599,761	431,709	12,26,316	6,36,263	2,66,100	5,29,794	2,18,070
" Madras	3,013,521	1,221,702	2,000	6	922,712	36,77,862	16,15,722	2,212	25	9,60,269
" Burma	37	123	262	57	2	125	412	894	124
TOTAL	12,741,575	5,116,733	1,605,831	1,438,374	2,077,775	1,04,80,447	26,86,216	6,04,072	7,54,118	14,56,064
Paints, solutions and compositions, dangerous, flashing below 76° F. (L. G.)—	Gals.	Gals.	Gals.	Gals.	Gals.					
United Kingdom (including Channel Islands)	5,220	11,095	20,425	27,205	23,110	46,112	1,06,025	2,26,740	2,92,550	2,42,800
Other British Possessions	20	124	122	220	420	222	1,229	470	920	1,691
TOTAL BRITISH EMPIRE	5,240	11,229	20,547	27,425	23,530	46,330	1,06,254	2,27,210	2,93,470	2,50,784
Germany	4,735	6,231	4,352	4,220	4,102	32,255	46,429	20,604	44,971	40,212
France	262	206	199	154	12	6,222	4,560	5,246	2,427	206
United States of America—										
Via Atlantic Coast	22,012	17,022	44,452	62,227	22,222	1,22,970	1,06,222	2,02,552	2,99,007	2,00,722
" Pacific "	121	126	102	22	241	1,465	1,206	901	222	2,22
Other Foreign Countries	227	222	511	272	272	2,145	1,270	2,222	1,227	2,22
TOTAL FOREIGN COUNTRIES	22,472	24,707	49,529	62,765	22,668	1,27,117	1,08,016	2,04,489	2,49,026	4,02,222
Share of Bengal	7,712	22,022	22,220	22,122	..	22,227	1,20,222	2,49,022	2,42,222
" Bombay	22,222	22,222	42,222	70,227	72,721	2,12,222	1,20,712	2,20,222	2,79,020	2,22,227
" Sind	222	2,411	2,712	2,422	4,227	2,222	21,222	21,227	22,500	22,712
" Madras	27	227
TOTAL	22,222	22,222	22,222	22,222	22,222	2,22,222	2,22,222	2,22,222	2,22,222	2,22,222
White Oils (L. G.)—	Gals.	Gals.	Gals.	Gals.	Gals.					
United Kingdom (including Channel Islands)	776	102,615	501	45	279	752	97,474	912	20	22
Ceylon (including Maldives)	1
TOTAL BRITISH EMPIRE	776	102,615	501	45	280	752	97,474	912	20	22
Germany	709,222	569,456	279,701	120,241	602,222	5,21,020	4,22,206	1,64,679	1,10,022	5,01,222
Belgium	122,200	122,709	69,224	42,719	20,222	94,120	92,610	22,722	22,240	14,22
Japan	5,060	1,022	202	20	..	5,122	206	222	2
United States of America—										
Via Atlantic Coast	45	..	222	1,106	12,106	20	..	2,042	919	17,22
" Pacific "	10	6,779	14	2,22
Other Foreign Countries	1,772	22	1,422	222	..	2,120	142	921	229	..
TOTAL FOREIGN COUNTRIES	845,509	700,222	222,222	242,707	714,122	6,19,206	5,22,222	2,07,049	1,22,129	5,07,222
Share of Bengal	222,222	612,510	210,711	117,116	222,722	4,02,472	4,22,222	1,12,722	60,210	2,02,722
" Bombay	122,227	122,227	120,222	110,210	222,227	1,22,071	1,22,272	62,222	62,222	2,21,222
" Sind	2,202	16,222	21,221	11,022	24,022	2,220	19,212	16,240	2,222	27,22
" Madras	22	..	42	2,222	..	142	..	27	4,22
" Burma	62,222	2,221	10,222	4,104	22,122	62,122	2,222	2,179	2,221	27,122
TOTAL	842,222	802,222	222,222	242,222	714,222	6,20,206	6,20,222	2,02,222	1,22,219	5,02,222

No. 10—continued

ARTICLES, AND COUNTRIES OF CONSIGNMENT; ALSO SHARE OF EACH PROVINCE	QUANTITY					VALUE				
	1931-32	1932-33	1933-34	1934-35	1935-36	1931-32	1932-33	1933-34	1934-35	1935-36
<i>Oils—continued</i>										
<i>Mineral—continued</i>										
Other kinds (II. G)—										
United Kingdom (including Channel Islands)	Gals. 98,552	Gals. 381,288	Gals. 215,080	Gals. 119,558	Gals. 85,048	1,68,914	4,41,728	1,43,025	1,58,518	1,32,079
Ceylon (excluding Maldives)	6,352	141	262	381	1,933	11,825	154	84	558	3,813
Straits Settlements	68,081	1,196	558	129	2,023	27,953	3,334	571	147	2,276
Other British Possessions	1,018	112	169	36	612	886	108	214	88	803
TOTAL BRITISH EMPIRE	178,908	332,735	216,064	120,104	89,614	2,09,578	4,45,314	1,43,896	1,59,311	1,38,971
Germany	10,994	8,580	23,950	25,714	47,043	18,594	19,506	28,781	24,710	74,844
Netherlands	7,456	1,099	10	3,127	297	14,263	5,613	73	4,821	543
Belgium	3,056	2,103	12,271	26,218	2,939	4,772	3,173	13,890	16,038	3,714
Roumania	2,275,864	2	4	6,38,439	4	2
Sumatra	255,665	1,27,832
Borneo (Dutch)	6,048	10,239
Iran	569	..	1,265,006	778	..	2,05,756
Japan	..	2,001	2,273	3,426	8,297	..	729	1,710	2,372	6,932
United States of America—										
Via Atlantic Coast	238,577	171,875	167,988	162,957	166,156	3,07,418	2,25,594	1,55,213	1,51,363	1,72,764
" Pacific "	725	12,137	40,055	231	112	790	12,567	24,149	304	803
Other Foreign Countries	2,576	1,583	3,894	1,366	842	3,248	3,071	6,332	2,683	2,189
TOTAL FOREIGN COUNTRIES	249,534	199,378	3,782,539	222,051	1,491,366	3,59,379	2,64,258	11,91,697	2,12,354	4,67,052
Share of Bengal	153,463	161,655	2,533,824	152,641	175,610	2,47,743	1,98,734	8,79,318	1,66,697	2,30,618
" Bombay	83,320	63,003	45,138	104,988	64,143	1,03,112	92,353	66,174	93,690	72,961
" Sind	11,325	245,088	1,392,726	31,371	31,466	19,034	3,10,574	3,35,269	60,818	44,027
" Madras	86,310	55,070	46,123	43,967	1,393,413	93,954	63,912	54,843	49,800	2,58,339
" Burma	107,468	17,397	5,733	4,190	6,343	1,06,094	43,994	10,039	3,661	12,030
TOTAL	445,442	532,113	3,998,603	342,155	1,580,980	5,68,957	7,09,567	18,35,503	3,71,665	6,06,023
<i>Total Mineral Oils—</i>										
United Kingdom (including Channel Islands)	1,610,727	2,099,506	2,734,927	3,863,366	3,210,719	29,21,743	27,36,626	29,91,320	34,56,033	30,53,012
Ceylon (excluding Maldives)	14,166	10,672	9,612	204,306	226,682	25,366	17,273	18,488	44,002	44,848
Straits Settlements	2,312,991	80,888	174,315	904,450	880,718	5,15,263	28,594	53,874	5,51,181	5,24,526
British Borneo	12,340,894	13,336,903	14,566,124	16,423,424	14,332,840	24,66,195	25,29,003	26,77,305	34,29,163	25,31,765
Other British Possessions	1,939	573	898	1,020	1,771	3,302	1,767	1,589	2,510	3,709
TOTAL BRITISH EMPIRE	16,480,767	15,528,542	17,485,874	21,396,572	18,652,730	59,30,369	53,13,263	57,43,076	74,82,389	61,57,860
U. S. S. R.—										
Northern	46	146
Southern	81,400,969	45,415,355	42,494,004	45,157,235	50,520,093	1,84,70,416	1,72,39,995	1,58,89,630	1,51,16,709	1,58,22,271
Germany	772,323	1,761,576	461,487	510,476	1,310,069	6,39,869	12,36,940	3,69,975	4,52,380	11,16,523
Netherlands	90,521	4,292	316	2,729	309	90,140	9,527	2,173	5,552	647
Belgium	133,373	290,051	249,678	228,310	25,035	1,13,973	10,51,241	1,84,569	1,39,691	21,043
France	370	393	1,663	196	298	5,368	5,500	6,330	3,956	2,078
Roumania	1,851,110	11,817,480	21,793,367	3,952,308	1,013,433	7,27,069	34,27,669	51,99,495	8,98,333	2,91,300
Iran	89,181,449	72,342,325	62,933,550	90,629,612	116,656,401	2,36,56,547	1,07,34,744	1,22,37,406	1,85,47,147	2,12,95,802
Sumatra	3,193,775	4,435,477	2,203,411	9,995,836	4,898,930	14,36,423	16,62,192	13,43,998	43,38,000	17,02,334
Java	1,238	422,973	4,213,626	1,424,039	88	1,237	2,33,023	18,46,299	2,36,232	134
Borneo (Dutch)	30,072,469	15,992,835	19,281,254	13,421,636	13,037,512	66,83,755	43,74,233	32,05,602	29,37,550	30,33,451

GENERAL IMPORTS

(294)

No. 10—continued

ARTICLES, AND COUNTRIES OF CONSIGNMENT; ALSO SHARE OF EACH PROVINCE	QUANTITY					VALUE				
	1931-32	1932-33	1933-34	1934-35	1935-36	1931-32	1932-33	1933-34	1934-35	1935-36
Oils—continued										
Mineral—continued										
Total Mineral Oils—continued										
Celebes and other Islands	1,813,023	8,30,688
Siam	435	..	3,508	164	..	852	..	5,113	73	..
Dutch New Guinea	790,265	1,599,486	10,57,223	16,80,584
Japan	1,423	9,041	13,010	43,195	18,189	2,508	9,484	13,918	24,172	19,000
Egypt	68,094	40,140	27	1,635	151	23,461	12,072	80	1,457	31
Reunion	1,467,088	3,66,772
United States of America—										
Via Atlantic Coast	23,013,453	15,127,066	14,622,417	13,554,818	12,085,374	1,69,02,665	1,22,45,941	1,03,55,693	97,95,716	83,36,084
" Pacific "	20,475,485	1,692,249	1,991,342	987,982	3,547,452	1,46,61,758	8,65,249	10,30,518	5,84,784	13,43,021
Other Foreign Countries	23,471	1,412	3,705	20,300	15,100	10,841	2,793	5,547	6,972	6,720
TOTAL FOREIGN COUNTRIES	200,150,218	172,353,129	163,786,559	179,935,351	203,184,484	8,44,84,021	6,16,66,880	5,25,63,763	5,32,33,777	5,30,46,624
Share of Bengal	57,480,114	39,403,387	43,463,497	44,573,753	40,883,220	2,33,37,314	1,78,22,982	1,81,70,373	1,55,82,739	1,14,53,531
" Bombay	33,775,297	39,363,743	34,079,333	34,320,575	33,489,117	2,33,07,302	2,58,24,256	1,93,92,006	2,19,35,103	2,17,57,311
" Sind	34,122,793	22,664,832	24,812,508	24,830,314	33,231,669	1,43,04,320	63,22,520	86,77,197	36,69,221	1,06,59,517
" Madras	32,020,694	29,821,659	30,366,263	28,298,337	23,426,513	1,46,83,241	1,29,24,074	1,01,40,057	1,09,00,913	1,03,09,334
" Burma	10,322,087	6,450,111	3,600,237	19,239,094	26,609,695	27,62,513	20,86,261	19,27,206	36,28,615	60,22,644
TOTAL	216,630,935	187,723,731	186,222,433	201,331,923	223,787,314	9,03,94,890	6,69,80,013	5,83,06,839	6,07,16,666	5,92,04,434
Mineral Grease including petroleum Jelly (H. G)—										
United Kingdom (including Channel Islands)	909,445	1,163,291	1,039,742	1,800,650	1,656,294	2,15,939	2,45,921	3,59,376	3,62,041	3,24,865
Other British Possessions	14,301	3,861	16,431	22,697	14,031	3,077	787	3,183	5,074	2,317
TOTAL BRITISH EMPIRE	923,746	1,167,152	1,056,173	1,823,356	1,700,325	2,19,016	2,46,708	3,62,559	3,67,115	3,27,182
Germany	202,708	101,924	160,968	170,616	99,017	38,755	24,780	39,071	34,538	23,637
Netherlands	39,079	21,022	4,719	9,678	5,592	1,532
Belgium	53,316	147,044	263,846	163,129	251,516	15,218	41,414	63,690	31,029	45,624
United States of America—										
Via Atlantic Coast	1,973,903	1,837,969	2,631,389	2,602,871	3,331,146	3,95,056	4,41,371	4,83,989	4,23,245	5,20,400
" Pacific "	5,095	3,447	12,308	41,189	11,479	1,240	868	3,645	5,905	2,411
Other Foreign Countries	19,795	24,624	23,351	27,710	23,342	3,849	5,309	7,002	8,232	6,021
TOTAL FOREIGN COUNTRIES	2,254,817	2,165,023	3,130,941	3,023,537	3,721,219	4,55,118	5,13,692	6,07,075	5,13,541	6,00,326
Share of Bengal	919,734	1,191,006	2,196,607	2,127,884	2,076,294	2,03,944	3,16,457	4,31,685	3,80,708	3,22,779
" Bombay	979,548	1,164,026	1,389,327	1,500,133	1,510,421	2,17,427	2,33,427	2,70,366	2,76,786	2,34,331
" Sind	833,120	461,100	713,802	600,096	913,659	1,33,074	91,045	1,15,799	99,944	1,31,469
" Madras	462,849	336,132	607,457	416,334	559,473	77,473	72,506	1,11,181	64,296	37,426
" Burma	132,312	179,387	179,321	300,193	361,697	37,216	46,965	40,612	58,934	1,16,135
TOTAL	3,178,533	3,332,180	5,087,114	4,849,893	5,421,544	6,74,184	7,60,400	9,69,634	8,80,656	9,23,031
Turkey Red Oil (H. G)—										
Total British Empire	2	4	..	32	618	10	6	..	64	1,111
Total Foreign Countries	2,188	84	761	898	826	4,365	249	1,490	1,933	2,213
Share of Bombay	2	3	27	10	4	332
" Sind	33	15	633	113	25	2,062
" Madras	2,153	85	363	715	139	4,737	251	968	1,844	341
" Burma	301	200	636	390	133	1,639
TOTAL	2,190	88	761	930	1,444	4,365	255	1,490	2,053	3,351

No. 10—continued

ARTICLES, AND COUNTRIES OF CONSIGNMENT; ALSO SHARE OF EACH PROVINCE	QUANTITY					VALUE				
	1931-32	1932-33	1933-34	1934-35	1 1-6	1931-32	1932-33	1933-34	1934-35	1935-36
Oils—continued										
Vegetable, non-essential—										
Coconut (II. G)—										
United Kingdom (including Channel Islands)	Gals. 2,887	Gals. 99	Gals. 28	Gals. 6	Gals. ..	Rs. 6,717	Rs. 120	Rs. 24	Rs. 18	Rs. 3
Ceylon (excluding Maldives)	3,297,758	6,619,250	4,527,785	5,604,533	3,346,076	42,23,184	79,23,591	42,99,517	39,47,385	36,84,872
Straits Settlements	9,581	1,047,478	1,491,690	2,011,484	5,195,522	15,176	12,29,951	14,34,170	15,58,969	53,31,748
Federated Malay States	..	10,567	1,244	12,465	1,181
Other British Possessions	498	55	62	268	734	720	61	65	324	580
TOTAL BRITISH EMPIRE	3,310,694	7,677,449	6,020,764	7,516,341	8,542,932	42,50,747	91,70,608	57,84,957	55,01,641	90,17,133
Java	19,675	125,515	3	23,314	1,50,170	3
Other Foreign Countries	771	341	86	1,230	967	1,808	596	101	1,539	2,021
TOTAL FOREIGN COUNTRIES	20,446	125,856	86	1,230	970	30,117	1,50,766	101	1,539	2,024
Share of Bengal	3,047,338	4,716,039	4,424,324	5,000,402	5,913,777	33,54,413	55,23,356	40,43,419	31,02,833	61,03,699
" Bombay	24,344	1,573,939	394,710	360,333	76,791	35,115	19,65,033	3,10,369	2,16,019	34,703
" Sind	2,449	172,435	65,301	362,163	658,133	3,933	1,38,619	59,007	3,06,663	6,96,533
" Madras	36,023	364,370	193,770	650,139	567,193	43,174	4,59,144	2,75,710	4,80,131	6,96,530
" Burma	320,531	969,432	1,043,175	1,244,329	1,327,993	3,44,230	11,35,174	11,45,993	13,38,439	14,37,692
TOTAL	3,331,140	7,803,305	6,020,840	7,517,571	8,543,902	42,80,864	93,21,374	57,95,958	55,03,180	90,19,207
Groundnut (II. G)—										
Ceylon (excluding Maldives)	2,944	7,155
Other British Possessions	2,718	2,023	974	877	1,600	4,946	3,797	1,331	1,339	2,466
TOTAL BRITISH EMPIRE	2,718	2,023	10,918	877	1,600	4,946	3,797	8,986	1,339	2,466
TOTAL FOREIGN COUNTRIES	66	635	643	..	64	230	1,323	556	..	243
Share of Bengal	66	603	2,943	360	1,336	7,217
" Bombay	19	673	611	..	437	30	1,136	470	..	659
" Sind	13	..	3	42	..	14
" Burma	2,706	1,327	994	877	1,325	4,916	2,709	1,323	1,339	2,026
TOTAL	2,784	2,668	11,566	877	1,664	5,206	5,120	9,552	1,339	2,709
Linseed (II. G)—										
United Kingdom (including Channel Islands)	172,117	172,409	161,599	157,875	185,262	4,31,167	4,39,758	3,90,326	3,33,590	3,25,138
Other British Possessions	706	402	408	313	726	1,637	1,000	793	1,430	1,359
TOTAL BRITISH EMPIRE	172,823	172,811	162,007	158,688	185,988	4,32,804	4,40,758	3,91,119	3,35,020	3,26,497
Netherlands	2,440	1,391	50	5,638	3,172	55
Other Foreign Countries	1,372	468	59	398	323	4,322	1,320	173	627	571
TOTAL FOREIGN COUNTRIES	3,812	1,784	109	398	323	10,010	4,492	228	627	571
Share of Bengal	1,335	1,403	643	1,333	1,309	4,332	3,795	1,033	2,404	4,045
" Bombay	122,434	120,679	117,535	113,235	102,653	3,59,066	3,25,877	3,21,336	3,04,003	2,54,348
" Sind	23,477	30,479	19,396	32,043	18,574	62,948	60,006	37,214	45,61	39,512
" Madras	13,020	17,021	10,323	13,454	11,429	43,799	42,301	33,207	33,207	24,501
" Burma	5,313	5,103	3,702	3,921	1,346	17,430	12,771	3,036	2,526	4,212
TOTAL	176,635	174,595	152,116	159,086	186,311	4,92,364	4,45,250	3,91,352	3,39,597	3,27,116

GENERAL IMPORTS

(286)

No. 10 -continued

ARTICLES, AND COUNTRIES OF CONSIGNMENT; ALSO SHARE OF EACH PROVINCE	QUANTITY					VALUE				
	1931-32	1932-33	1933-34	1934-35	1935-36	1931-32	1932-33	1933-34	1934-35	1935-36
	Gals.	Gals.	Gals.	Gals.	Gals.	R	R	R	R	R
<i>Oils—continued</i>										
<i>Vegetable, non-essential—continued</i>										
Other sorts (II. G)—United Kingdom (including Channel Islands)	26,078	15,702	24,323	7,556	10,762	42,025	23,206	26,392	16,067	22,937
Straits Settlements	5,277	57,327	37,660	157,767	551,956	6,617	51,089	33,373	1,28,285	5,80,452
Federated Malay States	2,857	10,507	18,545	39,028	118,888	2,852	9,356	13,665	30,199	1,08,407
Hongkong	5,190	5,655	5,575	3,009	1,773	9,493	10,416	10,369	5,390	2,702
Gambia	11,200	3,777	..
Nigeria (including British Mandated Territory of Cameroons)	52,537	22,748	..
Other British Possessions	1,190	580	105	1,865	109	2,221	2,050	721	2,248	490
TOTAL BRITISH EMPIRE	50,592	82,771	86,407	272,982	683,463	64,128	96,207	94,326	2,29,034	7,11,018
Denmark	..	1,850	92	6,668	2,183	487	10,522	..
Netherlands	282	931	971	54,558	23,522	1,498	2,014	4,295	60,097	47,239
Belgium	53,248	26,813	70,959	21,325	33,256	61,504	42,368	69,592	20,580	53,444
France	3,664	3,945	10,577	9,008	14,394	17,347	15,281	30,119	24,022	43,423
Italy (including Fiume)	2,122	2,243	1,143	2,601	1,859	12,690	12,179	5,050	10,711	9,737
Greece (including Crete)	224	..	1,427	976	..	5,106
Sumatra	..	22	..	220,397	46,095	..	29	..	1,41,433	44,060
Java	5,225	3,659	451	51,290	62	5,552	2,170	374	46,586	73
China (excluding of Hongkong and Macao)	126	13,737	17,933	16,344	30,520	210	24,025	22,211	27,694	1,12,929
Japan	1	2,229	2,355	2,117	2,117	5	5,012	5,222	2,556	4,702
United States of America— Via Atlantic Coast	6,833	9,226	4,475	693	2,156	12,421	24,378	9,500	1,264	4,805
" Pacific "	1	223	42	..	3	11	964	47	..	49
Other Foreign Countries	543	541	2,562	143	251	2,980	4,700	4,699	855	1,752
TOTAL FOREIGN COUNTRIES	73,195	81,586	112,012	295,152	170,667	1,21,622	1,47,901	1,62,142	3,27,930	2,24,920
Share of Bengal	72,766	72,996	117,222	212,622	216,216	1,11,125	1,24,661	1,42,622	2,04,662	4,64,765
" Bombay "	7,064	4,166	17,270	211,252	493,276	16,993	19,061	41,222	1,22,122	5,10,121
" Sind "	1,473	4,229	2,421	1,202	792	4,202	19,204	2,222	4,622	2,242
" Madras "	20,422	2,655	6,422	6,104	19,212	22,622	11,212	14,422	12,212	12,202
" Burma "	12,617	74,211	64,220	122,997	23,242	24,791	77,462	61,729	1,12,220	29,204
TOTAL	123,737	171,257	198,419	668,114	854,130	1,26,756	2,44,108	2,56,468	5,27,264	10,25,223
Total Vegetable, non-essential—United Kingdom (including Channel Islands)	211,052	125,210	177,949	165,437	146,014	2,20,209	4,68,174	4,22,704	4,04,690	2,42,122
Ceylon (excluding Maldives)	2,293,770	6,619,020	4,637,922	5,505,479	3,347,245	42,30,246	79,30,720	43,07,676	29,49,222	26,26,452
Straits Settlements	17,205	1,105,224	1,520,522	2,170,024	5,748,246	26,027	12,22,522	14,60,476	16,22,512	59,12,790
Federated Malay States	2,355	21,074	17,729	29,028	118,888	2,602	21,221	14,246	20,199	1,08,407
Hongkong	5,902	6,064	5,626	2,176	2,151	10,779	11,168	10,224	5,672	5,271
Gambia	11,200	3,777	..
Nigeria (excluding British Mandated Territory of Cameroons)	62,537	22,748	..
Other British Possessions	543	657	212	1,027	59	1,212	1,294	227	2,022	129
TOTAL BRITISH EMPIRE	2,526,227	7,942,059	6,270,226	7,948,268	9,264,002	42,02,622	97,11,270	62,29,222	61,22,024	1,00,67,214
Denmark	..	2,152	92	7,216	2,724	487	21,999	..
Germany	1,225	229	564	50	274	5,947	2,007	2,202	567	1,512
Netherlands	2,593	2,222	721	54,558	22,522	2,224	2,122	4,220	60,097	47,239
Belgium	53,248	26,813	70,969	21,325	33,256	61,504	42,320	69,592	20,580	53,444
France	3,664	3,945	10,577	9,108	14,446	17,347	15,281	30,119	24,322	43,423
Italy (including Fiume)	2,122	2,243	1,143	2,601	1,859	12,690	12,126	5,050	10,711	9,737
Greece (including Crete)	224	..	1,427	976	..	5,106
Sumatra	..	22	..	220,397	46,095	..	29	..	1,41,433	44,060
Java	25,029	122,199	451	51,290	146	24,622	1,52,412	374	46,226	229
China (excluding of Hongkong and Macao)	192	19,269	17,920	16,244	20,524	475	22,229	22,226	27,694	1,12,929
Japan	1	2,229	2,222	2,177	2,121	5	5,220	5,212	2,227	4,221
United States of America— Via Atlantic Coast	7,125	9,226	4,475	693	2,156	19,221	24,378	9,500	1,264	4,805
" Pacific "	1	224	42	..	3	11	1,702	47	..	49
Other Foreign Countries	204	267	2,719	271	1,070	1,112	1,062	2,222	695	2,461
TOTAL FOREIGN COUNTRIES	97,519	202,221	112,222	296,720	172,024	1,62,012	2,04,422	1,62,027	2,60,026	2,27,752

No. 10—continued

ARTICLES, AND COUNTRIES OF CONSIGNMENT; ALSO SHARE OF EACH PROVINCE	QUANTITY					VALUE				
	1931-32	1932-33	1933-34	1934-35	1935-36	1931-32	1932-33	1933-34	1934-35	1935-36
						R	R	R	R	R
Oils—continued										
<i>Vegetable, non-essential— concluded</i>										
Total Vegetable, non-essential— continued	Gals.	Gals.	Gals.	Gals.	Gals.					
Share of Bengal . . .	3,122,005	4,798,098	4,553,360	5,315,370	6,230,908	39,70,740	46,63,096	41,95,734	34,70,470	66,72,609
" Bombay . . .	156,354	1,689,367	430,176	590,170	673,187	4,11,133	23,02,146	6,74,003	6,73,191	8,50,341
" Sind . . .	32,404	214,338	87,051	385,417	677,512	71,322	2,53,929	1,01,536	3,55,491	7,39,053
" Madras . . .	84,516	389,446	211,193	669,737	539,439	1,20,058	5,13,661	2,13,466	5,21,314	7,39,236
" Burma . . .	241,067	1,050,788	1,101,121	1,384,934	1,365,017	2,91,337	12,73,120	12,07,641	14,32,664	14,53,334
TOTAL	3,634,346	8,151,920	6,382,941	8,345,649	9,636,027	49,64,700	1,00,15,852	63,92,430	64,83,130	1,03,84,972
Total Oils—										
United Kingdom (including Channel Islands) . . .	—	—	—	—	—	39,81,187	37,90,209	40,75,402	45,57,070	41,29,961
Ceylon (excluding Maldives)	—	—	—	—	—	48,85,168	30,19,464	48,87,012	40,56,374	37,87,588
Straits Settlements . . .	—	—	—	—	—	5,65,191	13,34,883	16,39,504	22,53,259	61,56,823
Federated Malay States . . .	—	—	—	—	—	4,022	22,199	14,846	30,199	1,03,407
British Borneo . . .	—	—	—	—	—	24,06,195	25,29,003	26,77,305	24,30,497	25,91,765
Hongkong . . .	—	—	—	—	—	22,572	21,448	24,560	15,907	17,893
Gambia . . .	—	—	—	—	—	—	—	—	8,777	—
Nigeria (including Br. Mandated Territory of Cameroons) . . .	—	—	—	—	—	—	—	—	38,748	—
Commonwealth of Aus- tralia . . .	—	—	—	—	—	7,991	9,045	8,384	9,679	8,943
Other British Possessions . . .	—	—	—	—	—	1,423	2,913	1,289	2,902	5,125
TOTAL BRITISH EMPIRE	—	—	—	—	—	1,13,68,749	1,57,29,164	1,27,29,292	1,44,09,412	1,70,39,525
U. S. S. R.—										
Northern . . .	—	—	—	—	—	—	—	145	—	—
Southern . . .	—	—	—	—	—	1,84,70,416	1,72,90,167	1,58,89,630	1,51,16,709	1,58,22,271
Sweden . . .	—	—	—	—	—	43	6,669	6,521	4,783	5,735
Norway . . .	—	—	—	—	—	55,743	75,797	54,458	11,418	4,075
Denmark . . .	—	—	—	—	—	27,297	3,20,502	47,399	55,004	28,392
Germany . . .	—	—	—	—	—	8,49,115	15,91,427	7,74,125	8,22,759	15,06,612
Netherlands . . .	—	—	—	—	—	2,78,017	2,51,312	2,09,034	3,03,563	3,07,249
Belgium . . .	—	—	—	—	—	1,93,895	11,76,723	3,22,202	2,44,193	1,20,773
France . . .	—	—	—	—	—	1,60,978	2,10,073	2,45,205	2,77,436	3,71,373
Switzerland . . .	—	—	—	—	—	16,867	34,045	33,232	33,370	53,136
Italy (including Fiume)	—	—	—	—	—	38,040	42,593	36,710	40,575	48,510
Roumania . . .	—	—	—	—	—	7,27,069	34,27,669	51,99,740	3,98,336	2,91,800
Greece (including Crete)	—	—	—	—	—	—	7	676	—	5,106
Mascat Territory and Trucial Oman . . .	—	—	—	—	—	1,215	5,041	932	295	1,404
Iran . . .	—	—	—	—	—	2,36,56,636	1,67,36,273	1,22,41,757	1,85,40,767	2,12,95,939
Sumatra . . .	—	—	—	—	—	14,36,428	16,62,221	13,43,998	44,04,433	17,46,444
Java . . .	—	—	—	—	—	42,965	3,07,648	18,55,346	3,59,490	35,320
Borneo (Dutch) . . .	—	—	—	—	—	66,83,755	43,74,238	32,05,602	29,87,550	30,88,451
Celebes and other Islands	—	—	—	—	—	240	8,30,900	376	1,310	245
Dutch New Guinea . . .	—	—	—	—	—	10,87,223	16,80,584	—	—	—
Siam . . .	—	—	—	—	—	856	12	5,192	73	4
China (exclusive of Hong- kong and Macao) . . .	—	—	—	—	—	11,081	50,928	40,896	43,174	1,30,137
Japan . . .	—	—	—	—	—	1,37,369	5,17,331	5,43,231	2,40,698	3,12,031
Egypt . . .	—	—	—	—	—	23,469	13,238	217	1,928	39
Reunion . . .	—	—	—	—	—	—	—	3,69,772	—	—
United States of America —										
V of Atlantic Coast . . .	—	—	—	—	—	1,73,24,521	1,27,15,265	1,13,51,486	1,02,46,951	88,83,045
" Pacific " . . .	—	—	—	—	—	1,10,63,017	8,67,822	10,34,210	5,91,179	13,46,179
Other Foreign Countries . . .	—	—	—	—	—	6,294	3,148	3,954	9,099	8,320
TOTAL FOREIGN COUNTRIES	—	—	—	—	—	6,58,42,340	6,42,72,123	5,48,18,046	5,53,09,223	5,54,14,630

GENERAL IMPORTS

(298)
No. 10—continued

ARTICLES, AND COUNTRIES OF CONSIGNMENT; ALSO SHARE OF EACH PROVINCE	QUANTITY					VALUE				
	1931-32	1932-33	1933-34	1934-35	1935-36	1931-32	1932-33	1933-34	1934-35	1935-36
						R	R	R	R	R
Oils—continued										
Total Oils—continued										
Share of Bengal	—	—	—	—	—	3,41,19,608	3,47,22,173	3,36,11,158	3,01,10,302	1,91,02,569
“ Bombay	—	—	—	—	—	3,02,77,522	3,29,22,612	3,07,43,201	3,34,39,043	3,35,44,070
“ Sind	—	—	—	—	—	1,45,71,912	38,73,264	91,70,327	83,06,136	1,17,03,260
“ Madras	—	—	—	—	—	1,50,12,526	1,38,72,420	1,07,05,426	1,16,15,155	1,13,00,891
“ Burma	—	—	—	—	—	32,32,622	35,00,212	32,14,399	22,47,120	67,42,065
TOTAL	—	—	—	—	—	9,72,26,208	8,00,01,227	6,75,47,328	6,97,13,635	7,24,54,156
	Tons	Tons	Tons	Tons	Tons					
Oleaginous (II. H)—										
TOTAL BRITISH EMPIRE	43	9	9	9	5	1,371	464	427	739	205
Market Territory and Trucial Oman	1
Share of Bombay	6	..	46	525	..
“ Sind	1
“ Madras	43	9	9	3	5	1,327	463	427	164	205
“ Burma	1
TOTAL	43	9	9	9	5	1,371	464	427	739	206
	Sq. yards	Sq. yards	Sq. yards	Sq. yards	Sq. yards					
Oil-cloth and floor cloth (III. U)—										
United Kingdom (including Channel Islands)	237,325	414,126	434,500	533,944	460,921	3,23,343	3,63,945	3,65,023	4,03,701	3,26,222
Ceylon (excluding Maldives)	24	92	118	3,623	164	56	66	87	5,327	168
Other British Possessions	60	114	20	1,529	3,144	62	116	20	824	3,797
TOTAL BRITISH EMPIRE	237,419	414,342	434,638	539,096	464,229	3,23,961	3,64,127	3,65,130	4,09,852	3,42,337
Germany	116,729	140,243	26,018	75,798	79,427	62,640	74,920	26,196	45,553	31,423
Belgium	6,246	16,720	78,774	169,490	196,808	4,336	12,169	43,723	93,919	1,17,735
France	49,245	40,380	24,930	55,943	43,571	24,701	36,302	17,324	33,344	30,529
Austria	7,562	3,328	2,093	5,334	3,206	1,693
Czechoslovakia	41,741	2,095	958	..	12,350	29,459	6,354	627	..	7,319
Japan	583	1,508	11,357	19,306	57,760	333	1,462	6,538	7,770	22,161
United States of America—										
Y'd Atlantic Coast	269,792	310,399	314,202	124,597	199,234	1,30,237	1,90,985	1,03,223	1,05,704	1,09,711
“ Pacific “	301	1,323	1,252	6,624	..	353	639	492	7,741
Other Foreign Countries	1,813	7,991	..	29	16	1,593	4,384	..	68	20
TOTAL FOREIGN COUNTRIES	495,731	529,599	420,235	506,420	595,620	3,25,128	3,38,485	2,15,523	2,96,355	3,26,320
Share of Bengal	147,301	303,146	146,386	184,192	312,121	1,16,003	1,51,012	1,03,406	1,60,946	1,56,149
“ Bombay	300,116	376,146	392,121	516,943	433,575	2,25,274	3,02,079	2,73,025	3,22,714	2,05,713
“ Sind	68,717	90,376	37,691	102,794	109,319	53,071	79,121	73,962	33,603	32,407
“ Madras	60,456	78,884	22,773	42,196	70,420	60,437	64,333	22,592	31,493	40,346
“ Burma	159,059	193,380	204,397	187,391	173,344	93,942	1,21,652	97,673	95,951	73,497
TOTAL	732,140	843,922	854,873	1,045,516	1,059,849	6,54,149	7,02,612	5,80,358	7,00,707	6,69,157

No. 10—continued

ARTICLES, AND COUNTRIES OF CONSIGNMENT; ALSO SHARE OF EACH PROVINCE	QUANTITY					VALUE				
	1931-32	1932-33	1933-34	1934-35	1935-36	1931-32	1932-33	1933-34	1934-35	1935-36
Opium (III. C)—										
United Kingdom (including Channel Islands)	Lbs. 5	Lbs. 4	Lbs. 3	Lbs. ..	Lbs. 2	₹ 701	₹ 225	₹ 179	₹ 229	₹ 487
TOTAL FOREIGN COUNTRIES	5	4	2	10	10	972	991	518	1,642	1,121
Share of Bombay	58
" Sind	3	3	5	10	12	1,673	1,216	634	1,871	1,608
TOTAL	8	8	5	10	12	1,673	1,216	692	1,871	1,608
Pecking-engine and Boiler of all kinds (excluding asbestos) (III. D)—										
United Kingdom (including Channel Islands)	—	—	—	—	—	2,17,659	2,25,974	2,65,011	3,21,154	3,18,469
Other British Possessions	—	—	—	—	—	235	974	307	66	743
TOTAL BRITISH EMPIRE	—	—	—	—	—	2,17,894	2,26,948	2,65,318	3,21,220	3,19,212
Germany	—	—	—	—	—	9,886	869	3,055	3,146	3,008
Netherlands	—	—	—	—	—	3,102	1,094	4,947	9,899	46
Belgium	—	—	—	—	—	2,506	128	429	4,253	9,953
France	—	—	—	—	—	..	7,191	601	1,823	7,537
United States of America— Via Atlantic Coast	—	—	—	—	—	16,221	10,562	3,911	18,073	21,610
Other Foreign Countries	—	—	—	—	—	1,930	3,013	2,536	6,045	4,305
TOTAL FOREIGN COUNTRIES	—	—	—	—	—	33,789	22,355	20,479	43,244	47,354
Share of Bengal	—	—	—	—	—	1,19,033	1,39,923	1,69,997	2,16,616	2,01,112
" Bombay	—	—	—	—	—	69,352	53,317	57,725	61,335	53,365
" Sind	—	—	—	—	—	9,372	3,333	6,135	12,413	14,461
" Madras	—	—	—	—	—	25,502	23,816	31,437	36,331	30,149
" Burma	—	—	—	—	—	23,363	33,804	27,933	37,164	33,079
TOTAL	—	—	—	—	—	2,51,633	2,49,208	2,86,297	3,64,464	3,67,066
Paints and Painters' materials—										
Paints and Colours—										
Barytes (III. E)—										
United Kingdom (including Channel Islands)	Cwts. 321	Cwts. 99	Cwts. 316	Cwts. 198	Cwts. 120	₹ 1,310	₹ 899	₹ 3,411	₹ 3,040	₹ 982
Germany	26,374	10,085	27,598	13,043	4,462	87,593	29,980	64,733	41,239	13,545
Netherlands	10,235	3,539	41	22,732	3,255	131
Belgium	337	24,634	19,686	6,051	..	39,305	50,280	41,111	21,244	..
Italy (including Fiume)	7,020	513	10,080	23,938	3,875	22,632	1,394	23,773	73,069	22,070
Other Foreign Countries	25	200	..	139	1	136	603	..	359	27
TOTAL FOREIGN COUNTRIES	54,541	38,976	57,405	43,171	13,333	1,72,443	91,017	1,34,763	1,36,561	35,642

ARTICLES, AND COUNTRIES OF CONSIGNMENT; ALSO SHARE OF EACH PROVINCE	QUANTITY					VALUE				
	1931-32	1932-33	1933-34	1934-35	1935-36	1931-32	1932-33	1933-34	1934-35	1935-36
Paints and Painters' materials—continued						B	B	B	B	B
Paints and Colours—continued										
Barytes (III. B)—continued	Owts.	Owts.	Owts.	Owts.	Owts.					
Share of Bengal	4,497	7,941	10,077	10,072	1,142	82,908	16,816	27,398	44,023	5,099
" Bombay	2,227	10,168	2,202	21,902	6,061	22,046	29,216	22,071	20,272	17,212
" Sind	25,426	19	22	1,206	2,592	72,721	174	1,199	2,222	14,102
" Madras	749	611	140	62	62	2,761	2,222	222	222	192
" Burma	4,942	20,226	22,592	4,221	..	12,222	42,227	21,274	11,272	12
TOTAL	54,922	39,075	55,221	42,227	12,458	1,72,652	91,916	1,42,164	1,29,601	26,624
Blue paint or Paris blue (III. B)—	Owts.	Owts.	Owts.	Owts.	Owts.					
United Kingdom (including Channel Islands)	6,075	8,221	12,062	10,020	11,071	2,72,476	2,40,222	2,22,222	2,27,274	4,70,222
Other British Possessions	1	2	1	60
TOTAL BRITISH EMPIRE	6,075	8,221	12,062	10,020	11,071	2,72,478	2,40,223	2,22,282	2,27,274	4,70,222
Germany	2,222	4,227	2,219	4,010	4,066	2,01,722	2,02,490	2,27,149	2,22,102	2,70,222
Netherlands	129	224	277	221	271	6,212	20,212	22,227	22,224	14,222
Belgium	1,601	727	244	722	727	40,222	20,002	22,472	22,227	24,222
Czechoslovakia	20	62	102	240	122	202	1,722	2,724	2,247	2,210
Other Foreign Countries	19	22	24	21	9	222	1,440	1,122	2,010	772
TOTAL FOREIGN COUNTRIES	5,271	6,021	2,227	6,074	6,222	2,20,222	2,12,990	2,22,722	2,27,722	2,22,774
Share of Bengal	1,222	2,222	2,214	2,222	4,222	20,222	1,22,222	1,22,124	1,22,222	2,27,222
" Bombay	4,222	4,722	7,222	2,222	2,222	1,21,122	1,22,222	1,22,222	2,27,222	2,22,222
" Sind	2,222	2,222	2,222	2,219	2,222	1,01,222	1,22,722	1,27,222	1,21,222	1,22,222
" Madras	1,222	1,222	1,722	2,072	2,222	20,222	1,01,222	22,122	22,222	1,12,722
" Burma	1,222	1,222	2,222	1,222	2,222	20,222	22,222	22,174	22,222	22,722
TOTAL	12,062	14,222	12,062	16,024	12,222	2,22,107	2,20,222	2,22,172	2,20,222	2,22,222
Graphite (III. B)—	Owts.	Owts.	Owts.	Owts.	Owts.					
United Kingdom (including Channel Islands)	2,022	2,112	2,024	2,212	2,204	21,222	47,022	67,020	70,021	66,272
Ceylon (excluding Maldives)	4,722	6,470	2,222	6,022	2,722	21,222	22,017	22,022	22,222	21,274
Other British Possessions	24	22	7	2	..	202	1,742	22	12
TOTAL BRITISH EMPIRE	6,722	8,602	4,222	8,222	4,222	22,222	22,222	1,02,222	1,12,274	1,02,222
Germany	202	222	219	227	117	4,022	2,722	2,222	4,222	1,022
United States of America— Pac. Atlantic Coast	442	410	221	222	222	27,022	22,222	10,422	12,227	20,022
" Pacific "	22	72	722	1,141	..
Other Foreign Countries	21	122	221	222	222	421	1,022	4,227	4,210	2,712
TOTAL FOREIGN COUNTRIES	702	222	1,217	1,161	1,222	22,222	20,020	12,114	22,022	22,017
Share of Bengal	2,222	2,012	2,222	2,722	2,222	22,222	22,222	21,722	22,222	27,222
" Bombay	2,222	2,122	2,719	2,222	2,122	27,222	22,017	22,022	22,211	20,222
" Sind	20	122	222	212	171	1,022	2,712	4,227	2,120	2,222
" Madras	222	222	272	224	222	22,222	12,222	17,222	22,222	22,722
" Burma	421	222	419	272	221	2,222	2,122	2,411	2,222	2,222
TOTAL	7,222	9,422	9,224	10,222	10,222	1,12,024	1,12,222	1,22,412	1,41,100	1,22,024
Red lead—										
 Genuine dry (III. B)—	Owts.	Owts.	Owts.	Owts.	Owts.					
United Kingdom (including Channel Islands)	2,702	7,224	12,422	12,274	10,124	1,11,022	1,22,212	1,22,022	2,12,222	1,22,222
Other British Possessions	2	14	2	..	19	20	120	47	..	212
TOTAL BRITISH EMPIRE	2,702	7,222	12,422	12,274	10,142	1,11,022	1,22,201	1,22,022	2,12,222	1,22,022

No. 10—continued

ARTICLES, AND COUNTRIES OF CONSIGNMENT; ALSO SHARE OF EACH PROVINCE	QUANTITY					VALUE				
	1931-32	1932-33	1933-34	1934-35	1935-36	1931-32	1932-33	1933-34	1934-35	1935-36
Paints and Painters' materials— continued						R	R	R	R	R
Paints and Colours—continued										
Red lead—continued										
Genuine dry (III. B)—contd.	Cwts.	Cwts.	Cwts.	Cwts.	Cwts.					
Germany	299	912	105	675	169	5,097	18,220	1,475	6,211	3,280
Belgium	40	895	219	211	125	882	5,388	2,674	1,769	982
France	240	100	120	5,452	1,813	1,698
Italy (including Fiume)	4,502	1,788	1,195	822	3,812	75,844	26,848	15,148	10,076	37,701
Japan	15,449	28,982	11,046	18,079	22,912	2,29,000	3,04,244	1,18,468	1,90,850	3,02,630
Other Foreign Countries .	24	18	28	9	100	459	880	514	123	1,809
TOTAL FOREIGN COUNTRIES .	20,544	82,880	12,718	19,798	26,618	3,17,784	3,51,388	1,34,972	2,09,029	3,46,502
Share of Bengal	17,965	33,650	10,629	16,925	20,302	2,76,508	2,48,716	1,37,082	1,92,773	2,64,499
" <i>Bombay</i>	5,253	10,683	10,323	10,384	10,541	87,033	1,38,084	1,25,693	1,40,108	1,56,960
" <i>Sind</i>	885	1,162	554	332	590	17,907	19,983	8,377	11,303	7,790
" <i>Madras</i>	520	733	795	1,798	656	12,081	12,873	19,100	26,696	9,388
" <i>Burma</i>	1,629	3,290	3,667	3,331	4,372	35,888	60,548	46,855	52,703	73,524
TOTAL	26,252	39,568	25,168	38,670	36,761	4,29,416	4,30,189	3,29,977	4,22,588	5,12,149
Reduced dry (III. B)—	Cwts.	Cwts.	Cwts.	Cwts.	Cwts.					
United Kingdom (including Channel Islands)	509	86	51	168	418	10,009	618	993	2,746	4,730
Ceylon (excluding Maldives)	2
TOTAL BRITISH EMPIRE	509	86	51	168	418	10,009	618	993	2,746	4,732
Belgium	10	1,001	50	20	..	136	18,866	476	179	..
Japan	40	130	100	3,567	3,025	721	1,851	1,020	33,096	29,412
Other Foreign Countries	55	200	..	40	..	492	2,084	..	611	..
TOTAL FOREIGN COUNTRIES	105	1,981	150	3,627	3,025	1,349	17,801	1,496	33,886	29,412
Share of Bengal	13	3,728	3,428	358	35,629	33,961
" <i>Bombay</i>	1,921	100	17,160	1,020
" <i>Sind</i>	55	10	50	30	..	510	141	476	179	..
" <i>Madras</i>	34	2	33	4	..	1,613	67	463	69	2
" <i>Burma</i>	475	34	10	43	15	9,326	651	172	695	181
TOTAL	614	1,967	201	3,795	3,443	11,366	17,919	2,489	36,682	34,144
White-lead—	Cwts.	Cwts.	Cwts.	Cwts.	Cwts.					
Genuine dry (III. B)—										
United Kingdom (including Channel Islands)	2,438	6,287	6,439	7,070	7,990	69,967	1,47,372	1,41,941	1,54,298	1,80,983
Other British Possessions	2	4	8	7	..	54	95	187	175
TOTAL BRITISH EMPIRE	2,438	6,289	6,443	7,078	7,997	69,967	1,47,926	1,42,036	1,54,485	1,81,158

GENERAL IMPORTS

(302)

No. 10—continued

ARTICLES, AND COUNTRIES OF CONSIGNMENT; ALSO SHARE OF EACH PROVINCE	QUANTITY					VALUE				
	1931-32	1932-33	1933-34	1934-35	1935-36	1931-32	1932-33	1933-34	1934-35	1935-36
	Owts.	Owts.	Owts.	Owts.	Owts.	Rs.	Rs.	Rs.	Rs.	Rs.
Paints and Painters' materials—continued										
Paints and Colours—continued										
White lead—continued										
Genuine dry (III. E)—continued										
Italy (excluding Fiume)	1,337	531	925	2,000	1,640	25,424	9,720	17,315	44,928	25,694
Japan	665	1,596	4,012	1,742	1,725	18,405	24,644	65,482	26,447	27,302
United States of America—										
Via Atlantic Coast	999	16,279
" Pacific " "	3	66	..
Other Foreign Countries	24	27	121	10	204	640	562	2,135	224	4,909
TOTAL FOREIGN COUNTRIES	2,526	2,154	5,058	4,654	4,668	49,469	24,926	82,425	71,675	74,244
Share of Bengal	2,321	5,234	4,945	5,455	2,711	63,755	1,09,501	1,17,008	1,09,937	1,33,772
" Bombay	1,772	2,063	4,721	5,844	2,712	42,425	44,443	25,597	99,127	53,734
" Sind	52	115	66	102	76	1,958	2,939	2,167	2,919	2,626
" Madras	129	225	121	70	465	5,877	9,329	2,156	2,622	11,757
" Burma	124	645	587	459	700	2,712	17,844	15,543	19,095	18,598
TOTAL	5,009	8,442	11,601	11,732	12,655	1,19,426	1,82,252	2,25,471	2,26,190	2,55,492
Reduced dry (III. E)—	Owts.	Owts.	Owts.	Owts.	Owts.					
TOTAL BRITISH EMPIRE	27	15	25	25	7	1,079	254	686	1,626	167
Japan	..	625	200	..	7,098	2,797
United States of America—										
Via Atlantic Coast	704	4	11,423
Other Foreign Countries	7	24	5	1	..	124	571	81	14	..
TOTAL FOREIGN COUNTRIES	7	659	5	1	904	128	7,669	81	14	14,220
Share of Bengal	..	625	14	..	205	..	7,098	298	12	14,267
" Bombay	1	6	..	27	..	65	522	..	213	..
" Sind	2	27	6	6	6	170	622	109	139	109
" Madras	2	6	10	2	..	60	210	360	79	21
" Burma	22	22	..	222	697	..
TOTAL	44	674	20	56	911	1,217	8,522	767	1,640	14,387
Genuine moist (III. E)—	Owts.	Owts.	Owts.	Owts.	Owts.					
United Kingdom (including Channel Islands)	2,090	2,180	2,321	2,001	2,222	56,294	70,926	75,002	46,090	61,552
Other British Possessions	..	2	..	7	27	21	21	10	191	678
TOTAL BRITISH EMPIRE	2,090	2,182	2,321	2,008	2,250	56,325	71,017	75,012	46,281	62,230
Japan	220	21	257	603	30	2,694	261	4,375	2,407	513
Other Foreign Countries	8	204	228	2,600
TOTAL FOREIGN COUNTRIES	220	21	257	611	234	2,694	261	4,375	2,635	4,113
Share of Bengal	1,080	1,257	1,292	647	229	21,268	29,760	42,856	15,599	19,744
" Bombay	849	1,129	1,307	1,242	1,727	26,925	27,216	29,226	22,726	26,127
" Sind	14	15	12	39	12	472	401	392	1,146	292
" Madras	18	104	20	162	60	265	2,791	2,029	4,771	1,772
" Burma	279	39	120	522	400	10,229	610	2,274	10,275	2,312
TOTAL	2,310	2,204	2,578	2,610	2,084	60,019	71,278	79,387	54,971	66,248
Reduced moist (III. E)—	Owts.	Owts.	Owts.	Owts.	Owts.					
United Kingdom (including Channel Islands)	1,947	1,416	742	1,542	1,117	52,554	28,486	17,446	24,708	26,274
Ceylon (excluding Maldives)	2	22
TOTAL BRITISH EMPIRE	1,947	1,416	751	1,542	1,117	52,554	28,486	17,528	24,708	26,274
TOTAL FOREIGN COUNTRIES	27	200	15	1	..	771	2,179	212	71	..

No. 10—continued

ARTICLES, AND COUNTRIES OF CONSIGNMENT; ALSO SHARE OF EACH PROVINCE	QUANTITY					VALUE				
	1981-82	1982-83	1983-84	1984-85	1985-86	1981-82	1982-83	1983-84	1984-85	1985-86
Paints and Painters' materials— continued						₹	₹	₹	₹	₹
Paints and Colours—continued										
White lead—continued										
Reduced moist (III. B)— continued	Owts.	Owts.	Owts.	Owts.	Owts.					
Share of Bengal	245	398	1,266	778	..	3,378	7,979	27,294	17,366
" Bombay	9	55	5	5	6	210	658	61	120	105
" Sind	57	10	1	2	8	771	261	26	98	225
" Madras	5	6	11	1	..	119	137	568	27
" Burma	1,938	1,331	353	260	324	58,344	36,764	9,637	6,694	3,551
TOTAL	2,004	1,616	766	1,543	1,117	54,325	41,665	17,840	34,774	26,274
Lithophone—										
Dry (III. B)—	Owts.	Owts.	Owts.	Owts.	Owts.					
United Kingdom (including Channel Islands)	985	245	4,351	5,224	5,547	11,949	4,059	51,131	56,757	57,286
Germany	4,164	8,179	6,605	2,569	6,289	50,951	98,580	74,041	27,068	57,457
Netherlands	2,880	3,367	4,900	3,068	..	31,315	35,547	49,784	30,471
Belgium	925	3,313	1,503	3,316	7,186	12,185	39,590	16,375	41,188	70,951
France	4,233	55,525
Japan	121	41	268	1,033	..	1,052	273	2,488	9,492
Other Foreign Countries	245	200	3,471	2,307
TOTAL FOREIGN COUNTRIES	9,607	14,498	11,516	11,563	17,771	1,22,132	1,65,587	1,26,286	1,20,528	1,70,678
Share of Bengal	9,700	14,411	12,415	14,536	15,507	1,22,132	1,65,587	1,37,049	1,54,042	1,54,298
" Bombay	620	180	3,426	1,155	6,324	7,900	2,725	40,051	12,936	55,998
" Sind	5	1,026	1,372	61	10,312	17,192
" Madras	372	147	21	..	45	2,523	1,319	218	..	479
TOTAL	10,592	14,738	15,867	16,777	23,318	1,34,081	1,69,605	1,77,367	1,77,280	2,27,064
White moist (III. B)—	Owts.	Owts.	Owts.	Owts.	Owts.					
United Kingdom (including Channel Islands)	5	11	369	4,501	..	67	174	6,709	81,934
Belgium	500	69	6,324	651
Other Foreign Countries	60	29	74	21	272	1,065	341	1,115	314	4,207
TOTAL FOREIGN COUNTRIES	560	29	74	21	341	7,389	341	1,115	314	4,858
Share of Bengal	560	..	74	..	10	7,389	..	1,116	..	131
" Bombay	29	335	..	341	5,583
" Sind	5	11	367	4,437	..	67	174	6,952	87,536
" Madras	3	60	71	592
TOTAL	560	34	85	390	4,842	7,389	408	1,289	7,023	86,842
Zinc, white—	Owts.	Owts.	Owts.	Owts.	Owts.					
Genuine dry (III. B)—										
United Kingdom (including Channel Islands)	7,957	8,368	10,451	2,734	813	1,43,160	1,45,411	1,76,059	50,327	17,882
Other British Possessions	4	..	8	88	..	78
TOTAL BRITISH EMPIRE	7,957	8,368	10,455	2,734	813	1,43,208	1,45,411	1,76,142	50,327	17,960
Germany	1,061	2,640	1,023	139	269	20,538	42,959	17,119	2,011	4,024
Netherlands	477	270	288	5	50	8,919	4,973	4,738	74	537
Belgium	1,986	947	461	34,114	15,516	5,829
France	45	279	59	821	5,196	1,104
Iran	2,979	3,860
Japan	523	960	1,305	620	240	9,656	14,632	20,953	8,655	4,616
Other Foreign Countries	46	19	99	23	..	1,030	581	1,667	485	..
TOTAL FOREIGN COUNTRIES	4,143	5,115	6,214	787	559	75,087	83,857	60,279	11,225	9,177

GENERAL IMPORTS

(304)

No. 10—continued

ARTICLES, AND COUNTRIES OF CONSIGNMENT: ALSO SHARE OF EACH PROVINCE	QUANTITY					VALUE				
	1931-32	1932-33	1933-34	1934-35	1935-36	1931-32	1932-33	1933-34	1934-35	1935-36
Paints and Painters' Materials— continued										
Paints and Colours—continued										
Zinc, white—continued										
Genuine dry (III. B)—contd.	Cwts.	Cwts.	Cwts.	Cwts.	Cwts.					
<i>Share of Bengal</i>	6,818	9,265	6,539	2,332	1,050	1,13,030	1,39,624	96,451	35,204	19,324
<i>Bombay</i>	4,610	3,076	9,214	773	8	90,928	62,509	1,15,330	13,707	35
<i>Sind</i>	245	337	390	160	170	9,504	11,015	12,081	4,692	2,748
<i>Madras</i>	361	421	323	152	29	7,034	3,544	6,500	3,565	683
<i>Burma</i>	92	384	213	104	120	2,799	7,076	6,040	4,384	4,084
TOTAL	12,100	13,483	16,669	3,521	1,375	2,23,295	2,20,268	2,30,421	61,552	27,187
Reduced dry (III. B)—	Cwts.	Cwts.	Cwts.	Cwts.	Cwts.					
United Kingdom (including Channel Islands)	308	119	386	14	135	5,665	2,540	5,618	428	1,819
Other British Possessions	..	2	42
TOTAL BRITISH EMPIRE	308	121	386	14	135	5,665	2,582	5,618	428	1,819
Germany	255	481	640	835	790	2,023	6,251	7,892	3,571	8,175
Netherlands	236	170	210	232	221	5,075	1,951	2,134	2,379	2,790
Belgium	57	192	489	21	102	919	2,383	5,632	284	1,468
Other Foreign Countries	139	130	4	43	52	2,169	1,948	145	626	1,451
TOTAL FOREIGN COUNTRIES	787	973	1,334	691	1,165	11,184	13,078	15,303	6,810	18,824
<i>Share of Bengal</i>	488	..	202	43	329	7,656	..	2,728	626	6,123
<i>Bombay</i>	161	313	419	40	120	2,323	5,217	5,998	468	1,591
<i>Sind</i>	26	139	23	9	13	518	2,428	435	236	185
<i>Madras</i>	374	475	1,061	551	331	4,804	6,228	11,630	5,860	8,523
<i>Burma</i>	53	177	..	2	7	1,358	2,377	160	48	297
TOTAL	1,095	1,094	1,720	645	1,300	16,849	16,260	20,051	7,238	15,848
Genuine moist (III. E)— United Kingdom (including Channel Islands)	Cwts.	Cwts.	Cwts.	Cwts.	Cwts.					
	19,472	15,051	19,202	18,068	20,518	5,73,208	4,55,392	5,25,070	5,13,087	5,32,594
Other British Possessions	..	3	128	24
TOTAL BRITISH EMPIRE	19,472	15,054	19,202	18,068	20,518	5,73,208	4,55,520	5,25,070	5,13,087	5,32,618
Germany	77	559	93	197	56	1,469	2,104	1,472	3,317	589
Netherlands	710	508	234	455	145	14,697	9,886	5,688	9,183	2,781
Japan	6,265	18,388	16,858	16,828	14,421	1,20,085	2,96,247	2,66,366	2,61,854	2,27,818
Other Foreign Countries	39	128	128	4	..	899	1,694	2,475	90	..
TOTAL FOREIGN COUNTRIES	7,091	19,573	17,863	17,484	14,622	1,37,160	3,16,931	2,75,900	2,74,444	2,31,188
<i>Share of Bengal</i>	3,572	6,741	6,761	7,178	7,205	99,294	1,36,324	1,43,721	1,48,980	1,63,796
<i>Bombay</i>	18,399	23,146	23,970	22,240	21,540	4,64,351	4,86,184	5,23,713	4,70,940	4,61,324
<i>Sind</i>	1,534	2,267	3,475	2,368	2,415	49,671	54,903	69,650	71,131	67,71
<i>Madras</i>	298	756	462	223	857	6,773	13,584	3,925	5,847	19,6
<i>Burma</i>	2,710	2,617	1,897	2,145	2,023	90,269	80,456	54,901	90,633	31,2
TOTAL	26,568	35,527	36,555	36,152	35,140	7,10,858	7,71,451	8,00,910	7,87,531	7,63,71
Reduced moist (III. E)— United Kingdom (including Channel Islands)	Cwts.	Cwts.	Cwts.	Cwts.	Cwts.					
	4,687	6,314	3,065	755	493	91,280	1,22,477	55,054	11,860	9,143
Other British Possessions	76	43	24	651	360	165
TOTAL BRITISH EMPIRE	4,687	6,314	3,141	823	517	91,280	1,22,477	55,705	12,220	9,307
Netherlands	1,148	169	130	96	235	17,700	2,411	1,717	1,644	3,944
Japan	6	255	1,198	409	200	561	1,814	9,144	4,419	2,311
Other Foreign Countries	258	40	20	88	24	2,928	755	172	590	252
TOTAL FOREIGN COUNTRIES	1,412	473	1,348	543	459	21,195	4,980	11,033	6,553	6,517
<i>Share of Bengal</i>	1,187	933	1,933	756	529	13,573	13,314	21,591	10,697	9,633
<i>Bombay</i>	50	365	193	..	47	468	3,541	3,298	..	745
<i>Sind</i>	4,680	5,323	1,632	132	113	90,088	1,03,477	28,100	1,345	1,668
<i>Madras</i>	77	12	23	10	73	1,417	343	433	193	1,121
<i>Burma</i>	105	314	708	463	214	1,931	7,289	13,216	6,038	2,734
TOTAL	6,099	6,787	4,480	1,371	976	1,12,475	1,27,467	66,788	19,778	15,334

No. 10—continued

ARTICLES AND COUNTRIES OF CONSIGNMENT ALSO NAME OF EACH PROVINCE	QUANTITY					VALUE				
	1981-82	1982-83	1983-84	1984-85	1985-86	1981-82	1982-83	1983-84	1984-85	1985-86
Paints and Painters' Materials— continued						R	R	R	R	R
Paints and Colours—continued										
Other sorts—										
White Dry (III. B)—										
Cwts.										
United Kingdom (including Channel Islands)	18,868	9,208	1,248	996	354	75,598	47,638	29,064	26,658	11,964
Other British Possessions	2	66	6
TOTAL BRITISH EMPIRE	18,868	9,210	1,248	996	354	75,598	47,699	29,070	26,658	11,964
Belgium	4,178	2,304	9,922	6,297
Other Foreign Countries	2,116	1,386	448	285	26	6,371	7,689	5,609	1,604	1,022
TOTAL FOREIGN COUNTRIES	6,294	4,280	448	285	26	16,293	13,986	5,609	1,604	1,022
<i>Share of Bengal</i>	<i>18,708</i>	<i>18,199</i>	<i>1,313</i>	<i>1,117</i>	<i>152</i>	<i>75,351</i>	<i>57,800</i>	<i>28,257</i>	<i>25,802</i>	<i>7,261</i>
<i>Bombay</i>	<i>1,817</i>	<i>335</i>	<i>157</i>	<i>84</i>	<i>..</i>	<i>10,899</i>	<i>3,493</i>	<i>1,435</i>	<i>332</i>	<i>..</i>
<i>Sind</i>	<i>22</i>	<i>..</i>	<i>..</i>	<i>5</i>	<i>5</i>	<i>344</i>	<i>..</i>	<i>..</i>	<i>368</i>	<i>598</i>
<i>Madras</i>	<i>188</i>	<i>6</i>	<i>336</i>	<i>60</i>	<i>213</i>	<i>4,882</i>	<i>342</i>	<i>6,986</i>	<i>1,387</i>	<i>5,198</i>
<i>Burma</i>	<i>22</i>	<i>..</i>	<i>..</i>	<i>15</i>	<i>10</i>	<i>385</i>	<i>..</i>	<i>..</i>	<i>468</i>	<i>21</i>
TOTAL	20,157	18,440	1,698	1,281	380	91,891	61,685	34,670	28,257	12,986
Coloured Dry (III. B) —										
Cwts.										
United Kingdom (including Channel Islands)	30,771	31,530	42,517	45,822	45,738	8,85,276	9,00,874	10,43,716	11,87,255	12,12,442
Ceylon (excluding Maldives)	106	30	10	78	25	9,996	1,145	243	969	648
Straits Settlements	81	135	96	95	98	12,371	17,323	10,512	10,086	8,639
Hongkong	86	341	387	315	320	21,817	61,260	72,374	55,117	69,039
Canada— Via Atlantic Coast	20	41	100	2,409	4,374	9,742	9,540
Other British Possessions	10	7	212	603	..	229	98	1,693	2,335
TOTAL BRITISH EMPIRE	31,044	32,066	43,058	46,617	46,774	9,29,460	9,82,740	11,31,212	12,14,812	13,03,148
Sweden	974	1,260	1,985	308	677	10,029	18,654	19,387	9,084	7,509
Germany	20,264	10,444	7,844	9,260	15,089	3,30,339	2,76,129	2,82,559	8,70,097	4,45,838
Netherlands	2,945	3,590	2,148	1,799	3,107	46,520	69,368	51,377	37,131	61,541
Belgium	8,148	7,678	6,493	5,708	11,080	82,881	72,506	75,089	69,961	1,18,620
France	430	193	256	272	261	17,427	14,552	12,701	17,987	19,654
Italy (including Fiume)	2,166	2,616	2,407	1,667	1,904	31,963	37,314	30,505	29,579	13,363
Iran	2,000	20,351	7,582	83,397	..	8,385	68,153	29,946	93,772
China (exclusive of Hongkong and Macao)	147	177	151	114	213	58,963	61,894	14,577	35,470	57,712
Japan	915	2,666	2,567	2,543	3,156	11,065	34,925	20,351	43,390	73,122
United States of America— Via Atlantic Coast	1,333	2,132	2,725	1,984	3,134	41,287	66,146	67,193	57,402	87,023
Pacific	1	316	268	308	93	59	3,535	6,623	12,581	324
Other Foreign Countries	146	131	129	708	719	3,005	1,816	4,059	6,020	11,037
TOTAL FOREIGN COUNTRIES	37,469	38,198	47,627	32,753	72,530	6,34,138	7,59,719	6,53,114	7,23,649	9,90,894
<i>Share of Bengal</i>	<i>36,509</i>	<i>33,451</i>	<i>41,085</i>	<i>41,191</i>	<i>43,395</i>	<i>6,74,337</i>	<i>7,79,439</i>	<i>3,16,987</i>	<i>9,18,030</i>	<i>11,01,200</i>
<i>Bombay</i>	<i>19,703</i>	<i>17,433</i>	<i>33,686</i>	<i>32,117</i>	<i>54,084</i>	<i>4,31,034</i>	<i>5,04,679</i>	<i>5,01,417</i>	<i>5,36,123</i>	<i>6,42,982</i>
<i>Sind</i>	<i>4,922</i>	<i>7,165</i>	<i>7,998</i>	<i>7,379</i>	<i>9,619</i>	<i>1,53,343</i>	<i>1,96,114</i>	<i>2,09,639</i>	<i>2,03,331</i>	<i>2,45,335</i>
<i>Madras</i>	<i>6,835</i>	<i>6,943</i>	<i>7,030</i>	<i>6,967</i>	<i>7,278</i>	<i>2,05,718</i>	<i>1,99,513</i>	<i>2,00,917</i>	<i>2,00,975</i>	<i>1,97,668</i>
<i>Burma</i>	<i>1,554</i>	<i>1,977</i>	<i>887</i>	<i>1,710</i>	<i>4,428</i>	<i>39,136</i>	<i>68,714</i>	<i>55,468</i>	<i>74,952</i>	<i>1,06,354</i>
TOTAL	68,513	65,264	90,685	79,370	119,304	15,63,608	17,42,459	17,84,326	19,38,461	22,94,037
White molat (III. B)—										
Cwts.										
United Kingdom (including Channel Islands)	7,960	7,116	9,661	11,784	6,308	1,98,663	1,84,615	2,30,215	2,65,003	1,65,005
Other British Possessions	25	8	10	22	71	1,050	237	942	494	1,049
TOTAL BRITISH EMPIRE	7,985	7,119	9,671	11,786	6,379	1,99,713	1,84,892	2,31,157	2,65,497	1,66,054

GENERAL IMPORTS

(306)

No. 10—continued

ARTICLES AND COUNTRIES OF CONSIGNMENT; ALSO SHARE OF EACH PROVINCE	QUANTITY					VALUE				
	1931-32	1932-33	1933-34	1934-35	1935-36	1931-32	1932-33	1933-34	1934-35	1935-36
Paints and Painters' materials— continued										
<i>Paints and Colours—continued</i>										
Other sorts—continued										
White moist (III. B)— continued	Owts.	Owts.	Owts.	Owts.	Owts.					
Germany	365	130	118	50	45	6,078	2,641	2,847	1,756	2,006
Netherlands	2,175	1,213	602	192	147	24,325	20,169	10,865	3,920	2,922
Japan	40	33	714	867	1,327	867	721	10,660	20,858	26,434
United States of America—										
Via Atlantic Coast	60	27	31	57	42	2,763	1,274	2,329	3,122	3,184
" Pacific "	6	..	7	..	71	431	1,088	477	..	2,494
Other Foreign Countries]	714	253	126	9	..	4,998	4,770	2,524	284	..
TOTAL FOREIGN COUNTRIES	3,260	1,756	1,588	1,175	1,532	49,463	30,613	29,702	29,940	33,641
<i>Share of Bengal</i>	<i>1,091</i>	<i>222</i>	<i>253</i>	<i>142</i>	<i>459</i>	<i>23,515</i>	<i>10,070</i>	<i>7,373</i>	<i>2,157</i>	<i>20,735</i>
" Bombay	5,318	5,265	4,675	5,189	4,291	1,15,412	1,29,377	1,24,992	1,34,645	1,15,937
" Sind	1,403	1,547	3,851	5,338	611	24,414	24,547	72,979	1,03,117	14,131
" Madras	3,387	1,774	2,343	1,920	2,086	84,325	40,254	59,947	48,042	45,925
" Burma	46	58	137	322	464	1,409	1,267	2,063	6,476	7,917
TOTAL	11,245	8,875	11,259	12,961	7,911	2,49,175	2,15,515	2,60,859	2,95,427	2,04,006
Coloured moist (III. B)—	Owts.	Owts.	Owts.	Owts.	Owts.					
United Kingdom (including Channel Islands)	56,075	52,590	49,910	61,726	59,897	16,66,011	16,89,180	16,70,885	18,75,624	19,35,189
Ceylon (excluding Maldives)	68	31	93	147	66	1,408	567	5,233	3,064	1,762
Straits Settlements	69	166	220	108	160	4,280	5,487	2,310	3,535	4,000
Canada—										
Via Atlantic Coast	184	7	1	13	..	20,116	409	88	1,001
" Pacific "	1	..	80	..	5	21
Other British Possessions	111	61	93	167	47	2,323	2,248	1,906	4,702	1,731
TOTAL BRITISH EMPIRE	56,313	53,032	50,323	62,149	60,184	16,74,122	17,17,678	16,80,743	18,87,018	19,46,718
Germany	1,235	943	1,035	734	727	60,409	45,246	64,614	34,559	40,446
Netherlands	2,317	1,070	1,095	690	698	59,335	42,401	33,700	24,508	25,734
Belgium	668	491	114	139	190	7,344	8,643	2,083	7,112	4,534
Italy (including Fiume)	1,018	190	37	57	16	25,992	10,523	1,867	1,950	973
Iran	2,000	2	..	8,406	11
Japan	313	2,390	3,036	7,974	12,114	10,283	34,547	1,13,395	1,08,579	3,23,361
United States of America—										
Via Atlantic Coast	3,796	1,291	1,330	2,194	1,295	1,96,209	1,23,971	1,04,123	1,48,537	1,16,565
" Pacific "	371	694	1,007	309	1,313	16,433	27,722	33,333	10,142	60,664
Other Foreign Countries	73	169	498	454	141	2,240	3,781	9,604	13,930	3,446
TOTAL FOREIGN COUNTRIES	9,341	9,238	13,147	12,601	16,496	3,78,400	3,05,240	3,68,819	4,39,367	5,76,332
<i>Share of Bengal</i>	<i>23,061</i>	<i>24,097</i>	<i>20,302</i>	<i>24,646</i>	<i>26,437</i>	<i>7,73,793</i>	<i>7,34,323</i>	<i>7,33,731</i>	<i>3,47,835</i>	<i>3,49,044</i>
" Bombay	23,362	21,032	25,112	23,173	23,273	7,53,786	7,32,421	7,86,771	7,29,394	7,30,399
" Sind	6,413	6,473	5,875	7,330	7,035	1,33,345	1,49,133	1,77,329	2,19,465	1,87,711
" Madras	6,329	4,994	5,774	3,301	11,333	1,74,430	1,53,601	1,94,467	3,32,263	4,02,371
" Burma	6,494	5,669	6,412	11,293	3,402	1,66,868	1,53,330	1,76,983	2,47,373	2,53,666
TOTAL	66,159	62,270	63,475	74,750	76,680	20,52,322	20,22,918	20,40,562	23,26,935	25,23,061
Total Paints and Colours—	Owts.	Owts.	Owts.	Owts.	Owts.					
United Kingdom (including Channel Islands)	169,386	160,652	170,337	186,331	181,773	42,83,424	43,27,269	46,70,472	48,73,120	50,12,111
Ceylon (excluding Maldives)	4,943	6,543	6,006	6,257	6,893	43,044	41,111	41,717	46,617	65,111
Straits Settlements	165	340	415	266	360	17,482	23,273	13,835	14,370	13,444
Hongkong	86	353	401	350	357	21,317	61,330	72,537	56,145	70,444

No. 10—continued

ARTICLES, AND COUNTRIES OF CONSIGNMENT; ALSO SHARE OF EACH PROVINCE	QUANTITY					VALUE				
	1931-32	1932-33	1933-34	1934-35	1935-36	1931-32	1932-33	1933-34	1934-35	1935-36
Paints and Painters' materials— continued						Rs.	Rs.	Rs.	Rs.	Rs.
Paints and Colours—concluded										
Total Paints and Colours— continued	Owts.	Owts.	Owts.	Owts.	Owts.					
Canada—										
Via Atlantic Coast	4	206	72	101	18	307	22,781	7,119	9,830	10,556
“ Pacific “	1	..	80	..	5	21
Other British Possessions	107	59	88	869	615	12,016	2,357	1,740	5,609	3,153
TOTAL BRITISH EMPIRE	169,161	168,158	186,869	193,674	189,017	43,63,090	44,78,226	48,16,470	50,05,696	51,55,424
Sweden	974	1,359	2,378	1,001	689	10,167	14,375	23,878	11,044	7,693
Germany	69,577	40,077	49,450	31,237	33,308	7,80,316	5,93,094	7,53,802	7,27,632	8,04,298
Netherlands	20,563	14,718	9,211	9,325	8,542	2,17,407	2,24,949	1,30,390	1,63,460	1,50,457
Belgium	19,789	43,509	30,094	16,807	19,549	2,39,004	2,42,376	1,79,483	1,61,460	2,22,027
France	5,076	609	501	360	288	31,553	22,334	16,732	22,428	19,893
Italy (including Fiume)	16,543	5,658	14,927	34,730	16,259	1,93,905	86,867	95,225	1,62,237	1,04,556
Austria	55	..	67	362	61	1,354	..	2,433	6,592	605
Czechoslovakia	108	86	105	370	362	2,216	2,307	5,293	10,096	9,468
Iran	4,000	23,380	7,532	33,399	6	16,791	77,022	29,946	93,738
China (exclusive of Hong- kong and Macao)	163	216	245	134	231	59,392	64,222	16,155	36,347	58,133
Japan	24,923	56,977	46,876	58,977	60,692	4,03,099	7,29,374	6,27,299	8,09,953	10,34,356
United States of America—										
Via Atlantic Coast	6,263	3,379	4,493	4,675	7,072	2,73,753	2,15,321	1,35,701	2,28,094	2,30,102
“ Pacific “	333	1,010	1,323	392	1,477	17,092	32,295	41,322	23,930	64,972
Other Foreign Countries	113	138	244	627	617	2,309	2,398	6,539	6,442	9,251
TOTAL FOREIGN COUNTRIES	164,535	172,296	138,546	161,929	182,431	22,31,083	25,48,753	22,12,374	23,94,711	23,99,601
Share of Bengal	133,390	143,980	128,935	139,195	142,691	24,56,342	27,09,435	23,18,434	27,71,913	32,30,343
“ Bombay	96,472	104,970	136,399	132,651	139,833	23,07,727	24,37,541	25,97,277	24,93,546	26,07,016
“ Sind	59,553	23,003	23,335	31,533	36,532	7,75,736	7,77,439	7,35,535	3,07,244	3,03,610
“ Madras	22,206	19,373	20,952	23,303	27,674	6,03,364	5,66,334	6,15,019	7,14,304	3,46,913
“ Burma	22,206	23,033	55,344	23,916	24,933	5,01,054	5,45,040	5,62,539	6,12,900	6,83,239
TOTAL	333,726	340,449	369,915	355,803	371,498	66,49,173	70,25,979	70,28,344	74,00,407	80,55,025
Painters' materials (other than paints and colours)— Turpentine— Genuine turpentine (III. E)—										
United Kingdom (including Channel Islands)	Owts. 1,437	Owts. 1,187	Owts. 1,073	Owts. 950	Owts. 1,055	54,379	47,033	43,705	32,351	34,032
Other British Possessions	2	6	62	17	16	12	211
TOTAL BRITISH EMPIRE	1,439	1,187	1,073	950	1,061	54,441	47,050	43,721	32,363	34,243
U. S. S. R.—										
Northern	177	204	3,331	5,024	..
Sweden	425	170	359	752	393	9,159	3,539	7,995	15,099	6,435
Norway	199	165	365	292	..	4,069	3,954	7,312	7,245
Germany	535	135	479	693	179	10,977	5,353	9,423	12,035	3,636
United States of America—										
Via Atlantic Coast	21	45	459	954	462	693	1,461	13,440	24,774	11,250
“ Pacific “	39	..	13	..	9	1,501	..	512	..	239
Other Foreign Countries	90	2	31	50	243	2,125	93	1,335	1,340	4,340
TOTAL FOREIGN COUNTRIES	1,160	601	1,638	3,023	1,533	24,457	15,413	40,540	66,684	35,745
Share of Bengal	756	636	1,364	1,533	1,176	21,303	20,139	32,653	35,143	29,329
“ Bombay	304	431	710	1,034	651	22,331	14,379	32,236	43,723	19,331
“ Sind	146	71	139	115	76	3,331	3,079	3,036	3,433	2,294
“ Madras	293	353	369	361	402	11,151	3,359	9,502	7,335	2,916
“ Burma	509	397	404	335	339	19,637	16,367	16,734	9,363	3,863
TOTAL	2,599	1,763	2,766	3,973	2,644	73,393	62,473	84,261	99,547	70,033

GENERAL IMPORTS

(308)

No. 10—continued

ARTICLES AND COUNTRIES OF CONSIGNMENT; ALSO SHARE OF EACH PROVINCE	QUANTITY					VALUE				
	1931-32	1932-33	1933-34	1934-35	1935-36	1931-32	1932-33	1933-34	1934-35	1935-36
Paints and Painters' Materials— continued						R	R	R	R	R
<i>Painters' materials (other than paints and colours)—continued</i>										
Turpentine substitute (III. B)—	Owts.	Owts.	Owts.	Owts.	Owts.					
United Kingdom (including Channel Islands)	2,139	2,156	2,091	2,437	2,398	26,360	27,962	27,555	41,599	45,008
Ceylon (including Maldives)	6
TOTAL BRITISH EMPIRE	2,139	2,156	2,091	2,437	2,398	26,360	27,962	27,555	41,599	45,014
United States of America—										
Via Atlantic Coast	26	470	491	2	..	861	6,118	6,104
" Pacific "	51	..	39	12	106	1,685	..	980	121	908
Other Foreign Countries	10	18	47	11	..	256	664	615	178
TOTAL FOREIGN COUNTRIES	51	10	83	529	608	1,687	256	2,455	6,854	7,188
<i>Share of Bengal</i>	<i>144</i>	<i>212</i>	<i>212</i>	<i>332</i>	<i>1,139</i>	<i>2,762</i>	<i>5,988</i>	<i>6,764</i>	<i>12,208</i>	<i>15,848</i>
" Bombay	1,548	1,225	1,125	1,070	1,212	25,197	19,165	20,224	17,420	12,529
" Sind	259	402	392	515	495	6,354	6,768	4,865	2,544	7,776
" Madras	181	391	251	426	212	2,541	5,772	6,219	7,827	2,109
" Burma	19	26	22	62	152	192	222	272	1,156	1,727
TOTAL	2,240	2,166	2,174	2,966	2,506	22,047	22,218	40,010	48,458	52,797
Varnish—										
Enamels (III. B)—	Owts.	Owts.	Owts.	Owts.	Owts.					
United Kingdom (including Channel Islands)	2,021	2,242	1,872	1,207	755	1,44,809	1,71,006	1,35,570	1,04,622	47,496
Other British Possessions	19	65	127	25	6	1,909	4,619	6,022	1,758	210
TOTAL BRITISH EMPIRE	2,040	2,407	2,000	1,232	761	1,46,718	1,75,715	1,41,602	1,06,380	47,706
Germany	197	172	121	80	42	11,492	11,827	9,627	9,871	2,011
Netherlands	204	222	121	22	11	10,922	2,505	5,271	1,200	622
Japan	145	412	622	191	466	6,022	10,297	24,799	6,722	15,901
United States of America—										
Via Atlantic Coast	277	102	177	80	29	22,267	20,225	16,224	7,750	2,244
" Pacific "	10	4	10	10	..	712	470	969	521	..
Other Foreign Countries	3	12	46	10	14	212	797	2,460	524	524
TOTAL FOREIGN COUNTRIES	286	928	1,097	402	562	22,991	21,492	19,653	8,795	2,768
<i>Share of Bengal</i>	<i>197</i>	<i>46</i>	<i>52</i>	<i>62</i>	<i>24</i>	<i>12,959</i>	<i>2,794</i>	<i>2,202</i>	<i>2,571</i>	<i>1,521</i>
" Bombay	5	22	42	7	..	222	4,196	2,402	222	..
" Sind	1,221	1,422	422	421	664	27,279	44,204	27,252	21,464	24,217
" Madras	292	279	722	620	212	72,740	75,922	71,462	67,196	19,224
" Burma	1,160	2,002	1,722	222	407	72,502	1,02,420	90,241	20,222	12,222
TOTAL	2,476	4,400	2,997	1,745	1,222	2,00,262	2,20,462	2,01,072	1,22,019	70,022
Laqueers (III. B) —	Owts.	Owts.	Owts.	Owts.	Owts.					
United Kingdom (including Channel Islands)	46	72	12	127	41	4,022	6,122	1,504	2,670	2,614
Other British Possessions	1	..	20	24	12
TOTAL BRITISH EMPIRE	46	72	12	128	41	4,022	6,122	1,504	2,694	2,626
Germany	51	116	14	8	4	5,272	12,222	2,002	1,221	720
Other Foreign Countries	16	42	26	11	20	2,002	2,422	2,021	1,229	2,140
TOTAL FOREIGN COUNTRIES	67	158	40	19	24	7,274	14,644	4,023	2,450	2,860

No. 10—continued

ARTICLES, AND COUNTRIES OF CONSIGNMENT; ALSO SHARE OF EACH PROVINCE	QUANTITY					VALUE				
	1931-32	1932-33	1933-34	1934-35	1935-36	1931-32	1932-33	1933-34	1934-35	1935-36
						Rs	Rs	Rs	Rs	Rs
Paints and Painters' Materials— continued										
<i>Painters' materials (other than paints and colours)—continued</i>										
<i>Varnishes—continued</i>										
<i>Laquers (III. E)—contd.</i>										
<i>Share of Bengal</i>	39	85	7	8	13	4,206	6,711	547	1,418	1,375
<i>" Bombay</i>	30	29	8	10	..	2,182	1,957	447	613	..
<i>" Sind</i>	8	1	5	3	23	1,100	305	565	615	2,278
<i>" Madras</i>	34	120	27	132	9	4,153	12,536	4,416	3,502	1,362
<i>" Burma</i>	2	1	6	4	20	376	524	955	690	1,452
TOTAL	118	236	53	157	65	11,997	21,908	7,230	11,844	6,497
Other kinds (III. E)—										
<i>United Kingdom (including Channel Islands)</i>	19,591	20,049	20,068	21,275	19,066	9,89,806	9,87,695	9,71,366	10,22,688	9,23,776
<i>Canada— Via Atlantic Coast</i>	91	132	8	1	..	2,508	17,728	1,070	49	9
<i>Other British Possessions</i>	124	167	182	198	315	3,706	4,456	4,873	4,278	7,099
TOTAL BRITISH EMPIRE	19,806	20,348	20,258	21,574	19,381	9,96,020	10,09,879	9,77,309	10,24,015	9,30,887
<i>Germany</i>	1,919	1,568	839	592	562	76,717	59,694	32,508	22,399	20,734
<i>Netherlands</i>	1,310	987	633	530	492	48,190	36,908	24,342	16,722	16,768
<i>Belgium</i>	1,370	1,695	1,576	1,013	1,327	42,219	52,396	51,092	31,275	36,546
<i>Japan</i>	11	40	1,111	2,644	2,740	507	2,852	28,327	61,371	67,819
<i>United States of America— Via Atlantic Coast</i>	446	193	162	220	181	39,140	23,306	20,552	17,753	21,520
<i>" Pacific "</i>	9	12	25	2	6	1,357	759	935	177	666
<i>Other Foreign Countries</i>	15	22	5	39	2	1,173	1,541	437	1,283	92
TOTAL FOREIGN COUNTRIES	4,980	4,548	4,401	5,040	5,300	2,09,303	1,77,456	1,58,103	1,51,470	1,64,165
<i>Share of Bengal</i>	6,479	5,964	4,677	5,672	5,216	3,12,186	3,91,531	3,15,523	3,32,783	2,31,962
<i>" Bombay</i>	6,665	7,133	3,324	9,057	7,325	3,64,021	3,34,523	4,30,296	4,32,117	3,69,689
<i>" Sind</i>	6,004	5,386	5,191	6,715	6,984	3,74,159	3,47,195	3,44,126	3,02,955	3,01,253
<i>" Madras</i>	3,334	4,376	3,397	4,159	2,989	1,91,430	1,92,015	1,80,062	1,74,975	1,36,494
<i>" Burma</i>	1,302	2,091	2,135	1,220	1,667	63,434	72,016	65,435	41,715	56,649
TOTAL	24,786	24,890	24,654	26,614	24,681	12,05,323	11,87,335	11,35,502	11,85,425	10,95,052
Fatal Varnish (III. E)—										
<i>United Kingdom (including Channel Islands)</i>	22,258	23,463	21,949	22,819	19,832	11,39,651	11,64,933	11,08,440	11,42,336	9,74,830
<i>Straits Settlements</i>	23	67	127	59	159	1,392	4,539	5,425	1,638	3,556
<i>Hongkong</i>	108	161	182	162	156	2,323	4,046	5,405	3,674	3,574
<i>Canada— Via Atlantic Coast</i>	91	132	8	1	..	2,523	17,728	1,070	64	22
<i>Other British Possessions</i>	12	4	..	13	6	1,495	490	75	633	279
TOTAL BRITISH EMPIRE	22,492	23,827	22,266	23,054	20,163	11,46,794	11,91,786	11,20,415	11,48,935	9,82,320
<i>Germany</i>	2,167	1,886	1,024	639	598	93,484	69,854	44,840	33,521	24,375
<i>Netherlands</i>	1,514	1,210	764	553	504	59,123	46,413	30,570	18,022	17,478
<i>Belgium</i>	1,273	1,696	1,588	1,015	1,334	42,346	52,397	51,649	31,390	36,744
<i>Japan</i>	156	458	1,733	2,835	3,213	8,535	13,761	53,126	68,699	84,500
<i>United States of America— Via Atlantic Coast</i>	739	395	355	311	219	64,068	46,666	38,960	27,363	24,633
<i>" Pacific "</i>	19	16	35	12	9	2,030	1,235	1,904	698	1,099
<i>Other Foreign Countries</i>	15	33	39	47	9	1,253	2,633	2,340	1,760	423
TOTAL FOREIGN COUNTRIES	5,833	5,609	5,533	5,462	5,386	2,70,894	2,46,964	2,23,389	1,81,353	1,89,257
<i>Share of Bengal</i>	6,715	6,093	4,717	5,643	5,263	3,29,351	3,91,036	3,19,432	3,27,712	2,34,753
<i>" Bombay</i>	6,700	7,194	3,375	9,074	7,325	3,65,465	3,90,591	4,34,151	4,34,032	3,69,689
<i>" Sind</i>	7,333	6,325	5,673	7,149	7,671	3,12,131	3,91,704	3,76,949	3,36,034	3,37,653
<i>" Madras</i>	4,741	5,315	4,520	4,959	3,216	2,71,373	2,30,579	2,55,241	2,50,333	1,56,980
<i>" Burma</i>	2,955	4,097	3,934	1,763	2,094	1,37,363	1,74,740	1,57,321	79,937	72,497
TOTAL	28,375	29,526	27,804	28,516	26,069	14,17,683	14,38,700	13,43,804	13,30,343	11,71,577

GENERAL IMPORTS

(310)

No. 10—continued

ARTICLES, AND COUNTRIES OF CONSIGNMENT; ALSO SHARE OF EACH PROVINCE	QUANTITY					VALUE				
	1931-32	1932-33	1933-34	1934-35	1935-36	1931-32	1932-33	1933-34	1934-35	1935-36
Paints and Painters' materials— continued						B	B	B	B	B
Painters' materials (other than paints and colours)— continued										
Other kinds (III. E)—										
United Kingdom (including Channel Islands)	—	—	—	—	—	3,82,340	3,88,021	4,70,454	4,70,500	5,47,713
Canada— Vid Atlantic Coast	—	—	—	—	—	—	8	2,816	10,434	18,116
Other British Possessions	—	—	—	—	—	1,082	484	4,374	1,419	2,849
TOTAL BRITISH EMPIRE	—	—	—	—	—	3,84,022	3,89,058	4,77,644	4,82,358	5,68,678
Germany	—	—	—	—	—	50,417	1,22,422	1,05,785	1,40,861	1,45,328
Belgium	—	—	—	—	—	43,355	41,424	21,856	9,684	6,501
France	—	—	—	—	—	16,093	2,992	5,486	4,849	3,913
Switzerland	—	—	—	—	—	2,925	6,440	4,572	1,386	73
Italy (including Fiume)	—	—	—	—	—	22,045	45,112	41,078	72,604	65,967
Muskat Territory and Trucial Oman	—	—	—	—	—	4,041	3,958	6,074	6,524	14,246
Other Native States in Arabia	—	—	—	—	—	2,236	1,901	1,550	1,182	7,395
Japan	—	—	—	—	—	835	2,086	10,733	17,700	19,587
United States of America— Vid Atlantic Coast	—	—	—	—	—	36,551	17,733	15,751	55,555	20,491
" Pacific "	—	—	—	—	—	—	80	2,208	118	709
Other Foreign Countries	—	—	—	—	—	6,454	9,080	5,626	11,617	3,079
TOTAL FOREIGN COUNTRIES	—	—	—	—	—	1,85,273	2,68,213	2,20,719	3,21,630	2,87,243
Share of Bengal	—	—	—	—	—	91,817	1,22,320	1,60,135	2,15,359	2,01,623
" Bombay	—	—	—	—	—	3,30,079	3,66,787	3,62,694	4,06,653	4,55,076
" Sind	—	—	—	—	—	71,959	71,993	58,341	61,634	56,423
" Madras	—	—	—	—	—	61,328	65,639	94,441	77,330	77,753
" Burma	—	—	—	—	—	25,314	24,736	24,753	42,541	35,026
TOTAL	—	—	—	—	—	5,69,295	6,52,271	6,98,363	8,04,033	8,55,921
Total value of Painters' materials (other than paints and colours)—										
United Kingdom (including Channel Islands)	—	—	—	—	—	16,11,730	16,38,554	16,60,154	16,87,836	16,62,290
Straits Settlements	—	—	—	—	—	1,304	4,934	5,221	2,292	4,354
Hongkong	—	—	—	—	—	2,328	4,061	3,105	3,679	3,998
Canada— Vid Atlantic Coast	—	—	—	—	—	2,523	17,731	3,886	10,493	13,303
Other British Possessions	—	—	—	—	—	3,227	531	959	1,505	1,923
TOTAL BRITISH EMPIRE	—	—	—	—	—	16,21,617	16,65,811	16,79,335	17,05,810	16,30,903
U. S. S. R.— Northern	—	—	—	—	—	3,881	5,024	..
Southern	—	—	—	—	—	123	117	..
Sweden	—	—	—	—	—	9,560	4,225	9,454	17,357	11,327
Norway	—	—	—	—	—	..	5,733	4,277	9,442	7,245
Germany	—	—	—	—	—	1,54,873	2,21,632	1,60,307	1,86,710	1,73,339
Netherlands	—	—	—	—	—	60,904	40,799	32,105	20,137	20,264
Belgium	—	—	—	—	—	85,793	93,821	73,512	41,891	44,233
France	—	—	—	—	—	16,900	3,551	5,690	4,374	3,913
Switzerland	—	—	—	—	—	2,925	6,440	4,572	1,386	73
Italy (including Fiume)	—	—	—	—	—	22,763	45,932	41,554	73,019	66,050

No. 10—continued

ARTICLES, AND COUNTRIES OF CONSIGNMENT; ALSO SHARE OF EACH PROVINCE	QUANTITY					VALUE				
	1931-32	1932-33	1933-34	1934-35	1935-36	1931-32	1932-33	1933-34	1934-35	1935-36
						₹	₹	₹	₹	₹
Paints and Painters' materials— <i>continued</i>										
Painters' materials (other than paints and colours)—concluded										
Total value of Painters' materials (other than paints and colours)— <i>continued</i>										
Maskat Territory and Trucial Oman	—	—	—	—	—	4,041	3,958	6,074	6,524	14,245
Other Native States in Arabia	—	—	—	—	—	2,236	1,901	1,550	1,198	7,395
Japan	—	—	—	—	—	10,145	15,847	64,635	86,723	1,04,058
United States of America—										
Via Atlantic Coast	—	—	—	—	—	1,01,645	65,865	69,012	1,18,910	62,478
" Pacific "	—	—	—	—	—	5,266	1,315	5,549	937	3,000
Other Foreign Countries	—	—	—	—	—	5,341	5,827	4,808	6,822	1,839
TOTAL FOREIGN COUNTRIES	—	—	—	—	—	4,82,311	5,25,851	4,87,103	5,76,571	5,19,430
Share of Bengal	—	—	—	—	—	4,43,093	4,50,491	4,18,984	5,02,041	4,31,358
" Bombay	—	—	—	—	—	7,44,622	7,91,522	3,40,065	9,01,333	3,62,926
" Sind	—	—	—	—	—	3,94,375	3,72,447	3,41,241	4,08,640	4,34,151
" Madras	—	—	—	—	—	3,37,291	3,63,336	3,66,703	3,43,323	2,53,793
" Burma	—	—	—	—	—	1,82,542	2,16,866	1,99,445	1,36,492	1,18,133
TOTAL	—	—	—	—	—	21,03,923	21,91,662	21,66,433	22,62,331	21,50,333
Total value of Paints and Painters' materials—										
United Kingdom (including Channel Islands)	—	—	—	—	—	59,95,154	59,95,843	63,39,623	65,60,959	66,14,416
Aden and Dependencies	—	—	—	—	—	2,040	1	—	5,045	2,361
Ceylon (excluding Maldives)	—	—	—	—	—	40,199	41,634	41,630	47,176	45,234
Straits Settlements	—	—	—	—	—	18,786	23,212	20,066	16,662	13,372
Hongkong	—	—	—	—	—	24,645	65,441	80,692	59,824	74,461
Canada—										
Via Atlantic Coast	—	—	—	—	—	2,835	40,492	11,005	20,323	23,864
" Pacific "	—	—	—	—	—	—	80	—	5	21
Other British Possessions	—	—	—	—	—	48	2,384	2,586	1,510	2,493
TOTAL BRITISH EMPIRE	—	—	—	—	—	59,89,797	61,44,037	64,95,805	67,11,506	67,66,327
U. S. S. R.—										
Northern	—	—	—	—	—	—	—	3,831	5,024	—
Southern	—	—	—	—	—	—	—	1,903	117	—
Sweden	—	—	—	—	—	19,737	19,100	23,332	23,301	13,920
Norway	—	—	—	—	—	—	5,738	5,669	9,442	7,500
Germany	—	—	—	—	—	9,35,194	11,14,726	9,14,109	9,14,342	10,37,637
Netherlands	—	—	—	—	—	2,78,311	2,74,749	2,12,495	1,88,597	1,70,721
Belgium	—	—	—	—	—	3,24,706	3,36,197	2,52,995	2,03,351	2,66,279
France	—	—	—	—	—	98,453	26,435	22,472	27,302	23,811
Switzerland	—	—	—	—	—	3,979	6,513	6,030	1,386	517
Italy (including Rome)	—	—	—	—	—	2,15,673	1,32,799	1,37,779	2,35,303	1,70,606
Austria	—	—	—	—	—	4,737	614	3,075	3,793	605
Czechoslovakia	—	—	—	—	—	2,217	3,241	5,353	10,563	9,463
Maskat Territory and Trucial Oman	—	—	—	—	—	4,041	3,958	6,074	6,524	14,245
Other Native States in Arabia	—	—	—	—	—	2,236	1,901	1,570	1,673	7,395
Iran	—	—	—	—	—	1,110	16,795	77,221	30,002	93,786
China (exclusive of Hong- kong and Macao)	—	—	—	—	—	59,610	67,320	18,821	39,135	58,533
Japan	—	—	—	—	—	4,13,244	7,45,221	6,91,934	8,96,676	11,33,411
United States of America—										
Via Atlantic Coast	—	—	—	—	—	3,75,409	2,31,136	2,54,713	3,37,004	3,22,530
" Pacific "	—	—	—	—	—	22,258	23,610	46,371	24,367	67,072
Other Foreign Countries	—	—	—	—	—	2,339	4,497	3,130	7,272	9,990
TOTAL FOREIGN COUNTRIES	—	—	—	—	—	27,68,394	30,74,604	26,99,477	29,71,232	34,19,031

GENERAL IMPORTS

(312)

No. 10—continued

ARTICLES, AND COUNTRIES OF CONSIGNMENT; ALSO SHARE OF EACH PROVINCE	QUANTITIES					VALUE				
	1931-32	1932-33	1933-34	1934-35	1935-36	1931-32	1932-33	1933-34	1934-35	1935-36
Paints and Painters' materials— concluded						R	R	R	R	R
<i>Total value of Paints and Painters' materials—contd.</i>										
Share of Bengal	—	—	—	—	—	39,81,410	31,59,976	39,37,468	32,72,954	37,11,391
" Bombay	—	—	—	—	—	30,52,349	33,19,063	34,37,343	33,93,439	33,69,341
" Sind	—	—	—	—	—	11,70,181	11,49,876	10,76,776	12,15,554	18,33,761
" Madras	—	—	—	—	—	9,48,555	9,27,320	9,31,732	10,53,129	11,00,811
" Burma	—	—	—	—	—	6,33,596	7,62,596	7,61,974	7,39,393	7,69,317
TOTAL	—	—	—	—	—	87,53,101	92,19,841	91,05,292	96,83,788	1,02,05,368
Paper and Pasteboard—										
<i>Paper—</i>										
<i>Packing and Wrapping Paper—</i>										
<i>Kraft (including Imitation Kraft (III. M)(a)—</i>										
United Kingdom (including Channel Islands)	—	—	—	—	708	—	—	—	—	13,704
Finland	—	—	—	—	1,656	—	—	—	—	19,271
Latvia	—	—	—	—	1,482	—	—	—	—	15,694
Sweden	—	—	—	—	154,733	—	—	—	—	17,43,647
Norway	—	—	—	—	6,331	—	—	—	—	77,261
Germany	—	—	—	—	18,404	—	—	—	—	1,86,133
Austria	—	—	—	—	5,332	—	—	—	—	60,655
Czechoslovakia	—	—	—	—	780	—	—	—	—	7,723
Other Foreign Countries	—	—	—	—	1,003	—	—	—	—	12,332
TOTAL FOREIGN COUNTRIES	—	—	—	—	190,171	—	—	—	—	21,28,214
Share of Bengal	—	—	—	—	87,923	—	—	—	—	6,94,337
" Bombay	—	—	—	—	39,474	—	—	—	—	9,99,113
" Sind	—	—	—	—	21,623	—	—	—	—	2,32,817
" Madras	—	—	—	—	17,325	—	—	—	—	1,99,576
" Rangoon	—	—	—	—	3,995	—	—	—	—	54,351
TOTAL	—	—	—	—	190,870	—	—	—	—	21,41,094
<i>Brown Wrappings, other sorts (III. M)(a)—</i>										
United Kingdom (including Channel Islands)	—	—	—	—	1,733	—	—	—	—	20,294
Finland	—	—	—	—	1,825	—	—	—	—	14,139
Sweden	—	—	—	—	540	—	—	—	—	5,317
Norway	—	—	—	—	2,220	—	—	—	—	19,568
Germany	—	—	—	—	3,880	—	—	—	—	32,460
Netherlands	—	—	—	—	61	—	—	—	—	1,575
Austria	—	—	—	—	573	—	—	—	—	7,497
Czechoslovakia	—	—	—	—	2,736	—	—	—	—	37,370
TOTAL FOREIGN COUNTRIES	—	—	—	—	11,835	—	—	—	—	1,08,731
Share of Bengal	—	—	—	—	4,100	—	—	—	—	41,943
" Bombay	—	—	—	—	6,989	—	—	—	—	66,333
" Sind	—	—	—	—	373	—	—	—	—	6,465
" Madras	—	—	—	—	1,323	—	—	—	—	12,343
" Burma	—	—	—	—	323	—	—	—	—	1,741
TOTAL	—	—	—	—	13,568	—	—	—	—	1,29,013

(a) Separately recorded from 1935-36.

No. 10—continued

ARTICLES AND COUNTRIES OF CONSIGNMENT; ALSO SHARE OF EACH PROVINCE	QUANTITY					VALUE				
	1931-32	1932-33	1933-34	1934-35	1935-36	1931-32	1932-33	1933-34	1934-35	1935-36
Paper and Pasteboard—continued						R	R	R	R	R
Paper—continued										
Packing and Wrapping Paper —contd.					Cwts.					
Coloured machine glazed press- ings (III. M)(a)—										
United Kingdom (including Channel Islands)	—	—	—	—	110	—	—	—	—	1,300
Poland (including Dantzig)	—	—	—	—	647	—	—	—	—	5,406
Germany	—	—	—	—	5,249	—	—	—	—	49,812
Netherlands	—	—	—	—	625	—	—	—	—	6,181
Belgium	—	—	—	—	883	—	—	—	—	8,277
Austria	—	—	—	—	2,006	—	—	—	—	20,231
Other Foreign Countries	—	—	—	—	1,131	—	—	—	—	11,111
TOTAL FOREIGN COUNTRIES	—	—	—	—	10,541	—	—	—	—	1,01,018
Share of Bengal	—	—	—	—	231	—	—	—	—	3,123
“ Bombay	—	—	—	—	3,647	—	—	—	—	36,790
“ Sind	—	—	—	—	637	—	—	—	—	5,760
“ Madras	—	—	—	—	3,775	—	—	—	—	34,356
“ Burma	—	—	—	—	3,392	—	—	—	—	22,344
TOTAL	—	—	—	—	10,651	—	—	—	—	1,02,318
Manilla machine glazed or un- glazed and sulphite envelope (III. M) (a)—										
United Kingdom (including Channel Islands)	—	—	—	—	760	—	—	—	—	19,520
Finland	—	—	—	—	2,848	—	—	—	—	26,209
Sweden	—	—	—	—	18,080	—	—	—	—	2,02,071
Norway	—	—	—	—	1,526	—	—	—	—	18,020
Germany	—	—	—	—	9,919	—	—	—	—	1,04,831
Austria	—	—	—	—	694	—	—	—	—	7,235
Czechoslovakia	—	—	—	—	1,569	—	—	—	—	18,170
United States of America— Fid Atlantic Coast	—	—	—	—	1,091	—	—	—	—	11,013
Other Foreign Countries	—	—	—	—	550	—	—	—	—	5,343
TOTAL FOREIGN COUNTRIES	—	—	—	—	36,272	—	—	—	—	3,92,892
Share of Bengal	—	—	—	—	12,527	—	—	—	—	1,48,367
“ Bombay	—	—	—	—	17,407	—	—	—	—	1,69,559
“ Sind	—	—	—	—	2,552	—	—	—	—	25,862
“ Madras	—	—	—	—	1,376	—	—	—	—	24,432
“ Burma	—	—	—	—	3,370	—	—	—	—	43,201
TOTAL	—	—	—	—	37,082	—	—	—	—	4,12,421
Fancy (including embossed paper (III. M)(a)—										
United Kingdom (including Channel Islands)	—	—	—	—	59	—	—	—	—	2,164
Sweden	—	—	—	—	438	—	—	—	—	10,432
Germany	—	—	—	—	923	—	—	—	—	51,700
Belgium	—	—	—	—	478	—	—	—	—	14,104
Czechoslovakia	—	—	—	—	883	—	—	—	—	5,432
Other Foreign Countries	—	—	—	—	202	—	—	—	—	5,878
TOTAL FOREIGN COUNTRIES	—	—	—	—	2,434	—	—	—	—	87,640

(a) Separately recorded from 1935-36.

GENERAL IMPORTS

(314)

No. 10—continued

ARTICLES, AND COUNTRIES OF CONSIGNMENT; ALSO SHARE OF EACH PROVINCE	QUANTITY					VALUE				
	1931-32	1932-33	1933-34	1934-35	1935-36	1931-32	1932-33	1933-34	1934-35	1935-36
Paper and Pasteboard—continued										
Paper—continued										
Packing and Wrapping Paper— <i>contd.</i>					Owts.					
Fancy including embossed paper (III. M) (a)— <i>contd.</i>										
Share of Bengal	—	—	—	—	61	—	—	—	—	1,560
" Bombay	—	—	—	—	1,438	—	—	—	—	61,988
" Sind	—	—	—	—	929	—	—	—	—	24,815
" Madras	—	—	—	—	54	—	—	—	—	1,328
" Burma	—	—	—	—	11	—	—	—	—	449
TOTAL	—	—	—	—	2,493	—	—	—	—	90,110
Other sorts (III. M) (a)—					Owts.					
United Kingdom (including Channel Islands)	—	—	—	—	26,816	—	—	—	—	5,18,085
Straits Settlements II.	—	—	—	—	245	—	—	—	—	4,964
Hongkong	—	—	—	—	961	—	—	—	—	12,107
TOTAL BRITISH EMPIRE	—	—	—	—	27,922	—	—	—	—	5,35,146
Finland	—	—	—	—	4,299	—	—	—	—	44,132
Sweden	—	—	—	—	41,358	—	—	—	—	5,12,635
Norway	—	—	—	—	19,941	—	—	—	—	2,12,352
Germany	—	—	—	—	28,898	—	—	—	—	5,71,456
Netherlands	—	—	—	—	3,800	—	—	—	—	75,197
Belgium	—	—	—	—	1,368	—	—	—	—	22,478
Italy	—	—	—	—	631	—	—	—	—	10,655
Austria	—	—	—	—	2,647	—	—	—	—	70,651
Czechoslovakia	—	—	—	—	12,595	—	—	—	—	1,92,221
China (exclusive of Hongkong and Macao)	—	—	—	—	789	—	—	—	—	22,607
Japan	—	—	—	—	468	—	—	—	—	20,036
Other Foreign Countries—	—	—	—	—	551	—	—	—	—	9,541
TOTAL FOREIGN COUNTRIES	—	—	—	—	123,350	—	—	—	—	12,90,620
Share of Bengal	—	—	—	—	36,368	—	—	—	—	6,33,419
" Bombay	—	—	—	—	74,934	—	—	—	—	15,27,324
" Sind	—	—	—	—	2,016	—	—	—	—	29,998
" Madras	—	—	—	—	17,328	—	—	—	—	2,71,449
" Burma	—	—	—	—	30,322	—	—	—	—	2,52,572
TOTAL	—	—	—	—	150,972	—	—	—	—	24,25,776
Total Packing and Wrapping Paper (III. M) (b)—										
United Kingdom (including Channel Islands)	20,199	19,395	14,366	18,572	20,686	4,48,332	3,54,787	2,80,545	3,66,015	5,75,159
Straits Settlements	219	247	178	262	245	9,655	8,676	4,426	7,407	4,964
Hongkong	832	1,239	1,215	1,346	961	12,550	19,468	21,873	28,224	12,107
Other British Possessions	—	12	2	12	121	84	261	..
TOTAL BRITISH EMPIRE	21,250	20,893	15,761	20,192	22,892	4,71,537	3,83,087	3,06,928	3,97,007	5,92,214
Finland	3,098	9,791	4,619	8,387	10,928	35,835	1,14,171	44,708	82,887	1,03,759
Latvia	236	1,111	516	920	2,010	3,302	14,054	5,243	10,264	21,581
Sweden	90,640	178,827	131,946	174,869	215,443	13,44,737	23,48,103	15,91,953	19,90,995	24,32,941
Norway	8,247	26,340	27,370	24,515	30,924	1,18,706	3,41,134	3,22,555	2,69,563	4,31,501
Poland (including Dantzig)	685	1,117	6,250	10,039
Germany	33,412	31,068	11,988	24,901	72,273	4,41,665	4,62,288	1,78,871	2,95,366	9,96,392
Netherlands	9,879	10,464	9,018	5,302	4,396	1,28,431	1,17,009	1,06,770	81,341	87,137
Belgium	2,096	2,425	1,233	957	2,991	62,624	26,874	19,998	17,551	58,098

(a) Separately recorded from 1935-36.
 (b) Figures prior to April, 1935, relate to packing paper only.

No. 10—continued

ARTICLES, AND COUNTRIES OF CONSIGNMENT; ALSO SHARE OF EACH PROVINCE	QUANTITY					VALUE				
	1931-32	1932-33	1933-34	1934-35	1935-36	1931-32	1932-33	1933-34	1934-35	1935-36
Paper and Pasteboard—continued						R	R	R	R	R
Paper—continued										
Total Packing and Wrapping Paper (III. M)—continued.	<i>Cwts.</i>	<i>Cwts.</i>	<i>Cwts.</i>	<i>Cwts.</i>	<i>Cwts.</i>					
Italy (including Fiume)	3,200	3,894	3,202	1,987	881	45,678	84,922	64,680	89,987	13,149
Austria	16,123	20,938	30,923	14,638	12,349	2,47,784	3,03,023	3,72,685	1,84,247	1,63,729
Czechoslovakia	14,481	22,124	12,601	33,821	18,368	1,88,213	2,85,670	1,44,764	3,94,474	2,54,901
China (exclusive of Hong- kong and Macao)	101	129	222	140	781	6,010	3,386	7,209	10,909	39,178
Japan	587	1,008	340	447	507	12,085	20,213	7,847	12,515	21,159
United States of America— Via Atlantic Coast	625	641	213	1,869	1,218	12,990	18,690	3,171	20,698	14,623
„ Pacific „	4	42	37	26	..	270	736	661	489
Other Foreign Countries	1,007	760	256	577	201	16,419	12,156	8,728	7,303	5,700
TOTAL FOREIGN COUNTRIES	183,571	304,014	234,509	293,452	874,603	26,59,479	41,52,068	28,74,971	34,22,316	47,09,421
Share of Bengal	85,899	95,323	84,879	93,000	111,320	10,56,963	14,55,072	11,36,712	13,41,624	14,93,254
„ Bombay	93,497	159,949	110,890	148,254	193,389	14,33,501	21,24,520	12,91,913	16,23,727	25,53,086
„ Sind	2,308	19,255	11,492	23,121	23,679	1,47,971	2,57,984	1,35,520	2,57,777	3,37,375
„ Madras	19,042	27,039	27,133	24,859	41,649	2,55,301	3,53,009	3,50,852	3,36,225	5,43,703
„ Burma	11,871	23,373	16,374	24,410	29,953	1,31,780	3,41,515	2,17,059	3,17,430	3,75,311
TOTAL	304,821	324,307	250,268	313,644	405,495	31,31,016	45,35,100	31,31,847	36,19,323	53,01,638
Printing Paper— Machine glazed poster paper (III. M) (a)—					<i>Cwts.</i>					
United Kingdom (including Channel Islands)	—	—	—	—	110	—	—	—	—	1,029
Latvia	—	—	—	—	923	—	—	—	—	11,934
Sweden	—	—	—	—	4,955	—	—	—	—	64,588
Germany	—	—	—	—	8,329	—	—	—	—	1,05,230
Italy	—	—	—	—	414	—	—	—	—	5,640
Austria	—	—	—	—	6,379	—	—	—	—	84,912
Czechoslovakia	—	—	—	—	11,856	—	—	—	—	1,53,188
Other Foreign Countries	—	—	—	—	661	—	—	—	—	9,028
TOTAL FOREIGN COUNTRIES	—	—	—	—	33,527	—	—	—	—	4,34,550
Share of Bengal	—	—	—	—	12,932	—	—	—	—	1,73,324
„ Bombay	—	—	—	—	16,010	—	—	—	—	1,99,017
„ Sind	—	—	—	—	..	—	—	—	—	..
„ Madras	—	—	—	—	4,375	—	—	—	—	54,222
„ Burma	—	—	—	—	329	—	—	—	—	4,348
TOTAL	—	—	—	—	33,646	—	—	—	—	4,30,479
Litho paper (III. M) (a)—					<i>Cwts.</i>					
United Kingdom (including Channel Islands)	—	—	—	—	323	—	—	—	—	7,622
Sweden	—	—	—	—	878	—	—	—	—	11,712
Netherlands	—	—	—	—	874	—	—	—	—	12,155
Other Foreign Countries	—	—	—	—	467	—	—	—	—	7,090
TOTAL FOREIGN COUNTRIES	—	—	—	—	2,219	—	—	—	—	30,957
Share of Bengal	—	—	—	—	602	—	—	—	—	10,143
„ Bombay	—	—	—	—	1,724	—	—	—	—	23,463
„ Sind	—	—	—	—	116	—	—	—	—	2,915
„ Madras	—	—	—	—	100	—	—	—	—	2,054
„ Burma	—	—	—	—	..	—	—	—	—	..
TOTAL	—	—	—	—	2,542	—	—	—	—	38,579

(a) Separately recorded from 1935-36.

GENERAL IMPORTS

(316)

No. 10—continued

ARTICLES, AND COUNTRIES OF CONSIGNMENT; ALSO SHARE OF EACH PROVINCE	QUANTITY					VALUE				
	1931-32	1932-33	1933-34	1934-35	1935-36	1931-32	1932-33	1933-34	1934-35	1935-36
						₹	₹	₹	₹	₹
Paper and Pasteboard—continued.										
Paper—continued.										
Printing Paper—contd.										
White printing paper other than machine glazed poster and litho—										
News printing (III. M)(a)—					Cwts.					
United Kingdom (including Channel Islands)	—	—	—	—	12,678	—	—	—	—	1,08,970
Canada— Vid Atlantic Coast	—	—	—	—	15,511	—	—	—	—	99,565
TOTAL BRITISH EMPIRE	—	—	—	—	28,389	—	—	—	—	2,08,535
Finland	—	—	—	—	119,889	—	—	—	—	9,78,496
Latvia	—	—	—	—	47	—	—	—	—	947
Estonia	—	—	—	—	844	—	—	—	—	7,108
Sweden	—	—	—	—	41,905	—	—	—	—	2,09,020
Norway	—	—	—	—	233,607	—	—	—	—	17,23,327
Germany	—	—	—	—	199,512	—	—	—	—	14,02,257
Netherlands	—	—	—	—	510	—	—	—	—	6,746
Italy	—	—	—	—	1,324	—	—	—	—	23,687
Austria	—	—	—	—	55,341	—	—	—	—	4,70,985
Czechoslovakia	—	—	—	—	3,015	—	—	—	—	25,065
United States of America— Vid Atlantic Coast	—	—	—	—	2,172	—	—	—	—	13,823
TOTAL FOREIGN COUNTRIES	—	—	—	—	658,166	—	—	—	—	50,86,655
Share of Bengal	—	—	—	—	224,594	—	—	—	—	17,15,039
„ Bombay	—	—	—	—	332,494	—	—	—	—	16,38,329
„ Sind	—	—	—	—	69,991	—	—	—	—	5,44,582
„ Madras	—	—	—	—	117,686	—	—	—	—	12,2,866
„ Burma	—	—	—	—	43,590	—	—	—	—	1,34,134
TOTAL	—	—	—	—	686,555	—	—	—	—	52,44,990
Others (III. M)(a)—					Cwts.					
United Kingdom (including Channel Islands)	—	—	—	—	5,806	—	—	—	—	1,37,004
Finland	—	—	—	—	10,615	—	—	—	—	89,591
Latvia	—	—	—	—	482	—	—	—	—	6,681
Sweden	—	—	—	—	3,401	—	—	—	—	49,301
Norway	—	—	—	—	8,265	—	—	—	—	81,631
Germany	—	—	—	—	30,067	—	—	—	—	4,53,155
Netherlands	—	—	—	—	15,730	—	—	—	—	2,04,133
Belgium	—	—	—	—	1,889	—	—	—	—	38,628
Italy	—	—	—	—	2,783	—	—	—	—	58,657
Austria	—	—	—	—	2,129	—	—	—	—	21,152
Japan	—	—	—	—	4,298	—	—	—	—	77,519
Other Foreign Countries	—	—	—	—	221	—	—	—	—	3,455
TOTAL FOREIGN COUNTRIES	—	—	—	—	79,830	—	—	—	—	10,89,903
Share of Bengal	—	—	—	—	7,523	—	—	—	—	1,36,469
„ Bombay	—	—	—	—	52,025	—	—	—	—	7,43,078
„ Sind	—	—	—	—	3,697	—	—	—	—	1,68,007
„ Madras	—	—	—	—	17,391	—	—	—	—	1,78,343
TOTAL	—	—	—	—	85,636	—	—	—	—	12,20,907

(a) Separately recorded from 1935-36.

No. 10—continued

ARTICLES AND COUNTRIES OF CONSIGNMENT; ALSO SHARE OF EACH PROVINCE	QUANTITY					VALUE				
	1981-82	1982-83	1983-84	1984-85	1985-86	1981-82	1982-83	1983-84	1984-85	1985-86
						R	R	R	R	R
<i>Paper and Pasteboard—continued.</i>										
<i>Paper—continued.</i>										
<i>Printing Paper—contd.</i>										
Other sorts (III. M)(a)—										
United Kingdom (including Channel Islands)					Cwts. 24,218					5,44,423
Canada— Vid Atlantic Coast					50					1,125
TOTAL BRITISH EMPIRE					24,268					5,45,548
Finland					31,835					1,14,445
Latvia					739					9,790
Sweden					8,667					1,03,228
Norway					28,565					2,92,961
Germany					82,546					9,33,855
Netherlands					8,161					1,15,907
Belgium					3,778					85,106
Italy					589					6,592
Austria					29,638					3,23,698
Czechoslovakia					1,552					15,306
Japan					4,648					89,041
United States of America— Vid Atlantic Coast					988					29,116
Other Foreign Countries					483					4,717
TOTAL FOREIGN COUNTRIES					181,889					21,23,202
<i>Share of Bengal.</i>					50,041					7,19,138
" <i>Bombay</i>					67,361					10,10,843
" <i>Sind</i>					12,374					1,10,945
" <i>Madras</i>					67,478					7,39,471
" <i>Burma</i>					8,705					38,413
TOTAL					206,957					26,68,810
<i>News printing (III. M)(b)—</i>										
United Kingdom (including Channel Islands)	6,550	9,427	9,019	5,246	—	79,173	93,046	79,467	50,003	—
Canada—										
Vid Atlantic Coast		495	6,704	16,298	—		6,068	63,808	1,00,662	—
" Pacific "			4,789	9,392	—			35,529	71,506	—
Other British Possessions		3		4	—		32		52	—
TOTAL BRITISH EMPIRE	6,550	9,925	20,512	30,910	—	79,173	1,04,146	1,78,804	2,22,223	—
Finland	19,059	46,704	84,866	1,08,097	—	2,21,677	5,07,381	7,86,302	8,88,917	—
Estonia	1,505	1,925	4,429	1,655	—	16,033	17,794	45,409	15,146	—
Sweden	42,479	51,657	52,675	62,328	—	4,58,078	5,01,057	4,12,245	4,45,757	—
Norway	117,867	208,848	216,566	1,93,914	—	13,52,971	20,71,229	19,64,001	14,78,298	—
Germany	42,246	80,767	33,853	38,709	—	4,67,987	3,36,295	2,67,339	3,23,477	—
Netherlands	4,164	307	3,408	1,750	—	60,029	8,374	25,215	12,081	—
Italy (including Trieste)	14,948	6,984	2,244	777	—	1,40,283	76,720	19,289	11,927	—
Austria	149,109	102,306	86,834	1,09,006	—	16,58,487	11,03,305	8,09,124	9,57,578	—
Czechoslovakia	1,055	1,039	4,514	6,645	—	12,223	8,822	40,880	60,228	—
Other Foreign Countries	489	925	1,176	634	—	7,270	10,368	8,660	6,094	—
TOTAL FOREIGN COUNTRIES	392,021	446,647	490,600	518,915	—	43,91,037	46,46,385	43,78,964	42,02,502	—

(a) Separately recorded from 1935-36.

(b) Discontinued from 1935-36.

GENERAL IMPORTS

(318)

No. 10—continued

ARTICLES, AND COUNTRIES OF CONSIGNMENT; ALSO SHARE OF EACH PROVINCE	QUANTITY					VALUE				
	1931-32	1932-33	1933-34	1934-35	1935-36	1931-32	1932-33	1933-34	1934-35	1935-36
	Owts.	Owts.	Owts.	Owts.		R	R	R	Rs	R
Paper and Pasteboard—continued										
Paper—continued										
Printing paper—continued.										
News printing (III. M) (a)										
—continued										
Share of Bengal	103,747	120,353	132,934	169,937	—	19,96,923	12,93,268	13,97,828	13,54,133	—
" Bombay	151,721	177,934	203,478	192,224	—	16,24,514	17,44,920	16,93,769	14,08,760	—
" Sind	82,264	60,609	63,625	63,523	—	5,53,464	6,20,048	5,72,171	5,44,102	—
" Madras	60,224	69,712	79,789	36,017	—	6,34,692	7,27,750	7,20,931	7,16,414	—
" Burma	25,616	22,164	31,226	32,704	—	3,50,617	3,64,445	3,22,971	4,01,931	—
Protected	1,489	1,196	2,172	2,000	—	22,724	14,926	27,056	19,894	—
Not protected	397,092	456,876	507,940	547,825	—	44,46,475	47,35,545	45,80,712	44,04,836	—
TOTAL	398,571	456,672	511,112	549,825	—	44,70,209	47,50,481	45,57,768	44,24,730	—
Other sorts (III. M) (a)—	Owts.	Owts.	Owts.	Owts.						
United Kingdom (including Channel Islands)	42,378	25,038	37,320	34,116	—	9,55,054	7,75,146	7,82,648	7,58,739	—
Other British Possessions	36	38	18	2	—	833	330	592	85	—
TOTAL BRITISH EMPIRE	42,414	25,076	37,338	34,118	—	9,55,887	7,75,476	7,83,240	7,58,824	—
Finland	11,548	19,498	15,870	12,922	—	1,21,955	2,54,571	1,74,875	1,21,398	—
Estonia	611	160	745	767	—	6,412	1,919	7,787	9,131	—
Latvia	418	225	31	2,224	—	5,966	7,226	487	21,672	—
Sweden	13,026	10,817	20,872	17,691	—	2,15,774	1,78,639	2,07,876	2,67,922	—
Norway	13,262	24,176	22,275	13,586	—	1,58,968	2,27,708	2,53,437	1,61,366	—
Germany	22,059	30,144	28,120	24,796	—	5,09,155	5,22,042	5,06,100	5,06,898	—
Netherlands	26,561	25,173	28,716	22,164	—	6,26,087	5,21,296	5,27,618	2,74,069	—
Belgium	5,934	4,587	4,982	4,126	—	1,21,697	1,16,568	1,17,518	89,601	—
France	249	115	—	5,141	1,567	—
Italy (including Fiume)	4,327	4,225	3,742	5,898	—	79,921	75,987	65,421	83,366	—
Austria	51,910	49,308	60,229	26,608	—	6,29,964	6,26,920	7,01,970	2,26,578	—
Czechoslovakia	2,452	2,411	6,708	22,723	—	40,762	51,295	88,904	2,52,052	—
Yugo-Slavia (Kingdom of the Serbs, Croats and Slovenes)	955	20	—	12,222	553	—
Japan	400	2,544	2,209	2,217	—	2,645	54,261	1,41,422	42,208	—
United States of America—Via Atlantic Coast	444	380	1,227	1,955	—	22,220	22,924	42,574	41,865	—
Other Foreign Countries	98	107	42	..	—	1,265	1,687	452	..	—
TOTAL FOREIGN COUNTRIES	178,995	187,845	222,132	174,628	—	25,72,929	27,23,254	29,41,604	22,56,244	—
Share of Bengal	77,272	68,221	86,225	50,251	—	12,10,070	10,42,200	12,55,208	2,20,276	—
" Bombay	59,542	69,597	92,747	29,295	—	11,79,126	12,26,402	15,61,737	14,20,669	—
" Sind	9,222	9,263	9,222	10,422	—	1,74,269	1,80,602	1,53,772	1,59,221	—
" Madras	64,262	65,209	60,200	51,221	—	2,65,250	2,24,522	2,57,022	6,11,121	—
" Burma	6,322	9,771	2,075	6,006	—	99,221	1,29,221	97,044	72,162	—
Protected	98,722	90,208	114,016	97,607	—	19,65,772	17,26,447	19,22,154	16,91,710	—
Not protected	112,671	122,712	145,454	111,149	—	15,62,722	18,22,222	18,42,090	14,18,208	—
TOTAL	217,409	222,921	259,470	208,756	—	25,28,601	25,59,702	27,63,754	21,10,018	—
Total Printing Paper (III. M)—	Owts.	Owts.	Owts.	Owts.	Owts.					
United Kingdom (including Channel Islands)	49,922	44,465	46,229	29,262	42,244	10,24,226	2,72,192	2,62,115	2,02,747	7,00,944
Canada—Via Atlantic Coast	512	6,722	16,266	16,561	..	6,689	64,292	1,00,662	1,00,662
" Pacific	4,729	2,222	25,229	71,566	..
Other British Possessions	26	12	..	6	..	222	201	2	27	..
TOTAL BRITISH EMPIRE	49,924	45,001	52,951	45,534	42,244	10,24,448	2,78,082	2,67,416	2,02,820	7,00,632

(a) Discontinued from 1935-36.

No. 10—continued

ARTICLES AND COUNTRIES OF CONSIGNMENT; ALSO SHARE OF EACH PROVINCE	QUANTITY					VALUE				
	1981-82	1982-83	1983-84	1984-85	1985-86	1981-82	1982-83	1983-84	1984-85	1985-86
	Owts.	Owts.	Owts.	Owts.	Owts.	R	R	R	R	R
Paper and Pasteboard—continued										
Paper—continued										
Total Printing paper (III. M) —continued										
Finland	81,202	66,197	100,786	116,010	141,981	8,58,682	7,61,952	9,61,177	10,20,315	11,79,297
Estonia	2,116	2,085	5,174	2,422	1,272	22,451	19,713	58,146	24,276	11,488
Latvia	441	825	391	2,455	2,141	6,315	7,286	3,514	23,071	29,358
Sweden	55,505	62,474	78,547	80,719	59,816	6,68,852	6,79,696	7,20,121	7,01,679	5,27,849
Norway	180,629	230,019	248,831	207,500	270,740	15,12,939	24,08,937	23,17,438	16,29,663	21,02,138
Germany	74,305	60,911	61,978	78,505	320,619	9,77,142	8,68,338	7,73,939	8,95,375	29,86,866
Netherlands	40,725	35,080	42,119	29,934	25,482	6,86,116	5,29,770	5,52,883	8,86,160	3,41,862
Belgium	6,035	4,989	5,087	4,271	5,714	1,23,079	1,21,895	1,19,261	92,015	1,24,393
France	264	849	114	2,202	5,141	1,567	..
Italy (including Fiume)	19,275	10,909	5,986	6,170	5,374	2,20,204	1,52,657	84,770	1,00,293	98,295
Austria	200,019	152,099	147,123	185,595	93,487	22,88,451	17,85,225	15,11,094	12,84,156	9,00,747
Czechoslovakia	3,507	4,450	11,217	30,278	16,441	52,984	60,217	1,29,784	3,12,281	1,93,759
Yugoslavia (Kingdom of the Serbs, Croats and Slovenes)	1,072	36	150	14,820	558	1,455
Japan	400	2,745	8,209	2,217	8,946	8,645	55,796	1,41,423	43,206	1,66,554
United States of America—										
Via Atlantic Coast	506	417	1,926	1,955	3,202	25,061	24,554	46,226	41,865	44,458
" Pacific "	1
Other Foreign Countries	279	128	64	368	66	3,275	1,950	696	2,281	618
TOTAL FOREIGN COUNTRIES	566,016	684,492	712,732	694,553	955,431	69,63,966	74,29,689	74,20,568	65,53,746	87,09,127
Share of Bengal	186,085	189,134	319,319	319,483	395,692	25,06,992	23,41,553	25,63,634	21,84,409	27,69,602
" Bombay	211,265	247,531	297,325	281,579	369,714	37,63,700	30,81,338	31,85,506	28,38,712	36,19,300
" Sind	62,192	69,872	73,543	74,066	99,973	7,27,333	7,80,551	7,25,943	7,03,923	6,16,429
" Madras	124,437	135,021	140,889	137,338	207,028	15,50,042	16,12,288	14,78,014	13,27,605	18,77,036
" Burma	32,013	37,925	39,301	45,310	51,624	4,50,203	4,94,026	4,30,115	4,80,099	5,38,898
Protected	100,227	91,404	117,188	99,607	100,661	19,89,512	17,41,333	20,09,210	17,11,804	16,86,466
Not protected	515,758	588,089	653,994	658,974	913,675	60,09,268	65,08,428	63,78,402	58,23,144	70,23,299
TOTAL	615,980	679,498	770,582	758,581	1,014,386	79,98,775	83,09,811	83,82,612	75,34,748	96,09,765
Writing paper and envelopes—					Owts.					
Asure laid or wove and ledger										
(III. M) (a)—										
United Kingdom (including Channel Islands)	—	—	—	—	8,564	—	—	—	—	1,53,893
Finland	—	—	—	—	603	—	—	—	—	8,631
Norway	—	—	—	—	627	—	—	—	—	9,778
Austria	—	—	—	—	1,040	—	—	—	—	20,317
Other Foreign Countries	—	—	—	—	410	—	—	—	—	7,004
TOTAL FOREIGN COUNTRIES	—	—	—	—	2,680	—	—	—	—	45,730
Share of Bengal	—	—	—	—	552	—	—	—	—	25,719
" Bombay	—	—	—	—	2,046	—	—	—	—	70,704
" Sind	—	—	—	—	334	—	—	—	—	6,011
" Madras	—	—	—	—	2,680	—	—	—	—	82,660
" Burma	—	—	—	—	633	—	—	—	—	14,529
TOTAL	—	—	—	—	6,244	—	—	—	—	1,99,623
Cream (III. M) (a)—					Owts.					
United Kingdom (including Channel Islands)	—	—	—	—	4,300	—	—	—	—	1,47,357
Other British Possessions	—	—	—	—	35	—	—	—	—	933
TOTAL BRITISH EMPIRE	—	—	—	—	4,335	—	—	—	—	1,48,290

(a) Separately recorded from 1935-36.

GENERAL IMPORTS

(320)

No. 10—continued

ARTICLES AND COUNTRIES OF CONSIGNMENT; ALSO SHARE OF EACH PROVINCE	QUANTITY					2 VALUE				
	1931-32	1932-33	1933-34	1934-35	1935-36	1931-32	1932-33	1933-34	1934-35	1935-36
Paper and Pasteboard—continued					Cwts.					Rs
<i>Paper—continued</i>										
Writing paper and envelopes— <i>continued</i>										
Cream (III. M) (a)— <i>continued</i>										
Finland	—	—	—	—	2,013	—	—	—	—	27,002
Latvia	—	—	—	—	794	—	—	—	—	12,372
Sweden	—	—	—	—	1,031	—	—	—	—	15,901
Norway	—	—	—	—	9,506	—	—	—	—	1,50,086
Germany	—	—	—	—	712	—	—	—	—	10,068
Netherlands	—	—	—	—	3,706	—	—	—	—	56,240
Austria	—	—	—	—	843	—	—	—	—	15,021
Czechoslovakia	—	—	—	—	524	—	—	—	—	8,029
TOTAL FOREIGN COUNTRIES	—	—	—	—	19,129	—	—	—	—	2,94,723
<i>Share of Bengal</i>	—	—	—	—	2,278	—	—	—	—	61,215
„ <i>Bombay</i>	—	—	—	—	13,911	—	—	—	—	2,56,561
„ <i>Sind</i>	—	—	—	—	6,154	—	—	—	—	87,160
„ <i>Madras</i>	—	—	—	—	1,729	—	—	—	—	30,897
„ <i>Burma</i>	—	—	—	—	391	—	—	—	—	6,591
TOTAL	—	—	—	—	23,464	—	—	—	—	4,43,018
<i>Other sorts of writing paper (III. M) (a)—</i>					Cwts.					
United Kingdom (including Channel Islands)	—	—	—	—	17,002	—	—	—	—	7,77,062
Canada—										
Via Atlantic Coast	—	—	—	—	525	—	—	—	—	12,544
Other British Possessions	—	—	—	—	19	—	—	—	—	991
TOTAL BRITISH EMPIRE	—	—	—	—	17,546	—	—	—	—	7,90,597
Latvia	—	—	—	—	3,630	—	—	—	—	65,308
Sweden	—	—	—	—	13,016	—	—	—	—	2,05,171
Estonia	—	—	—	—	660	—	—	—	—	9,141
Norway	—	—	—	—	45,401	—	—	—	—	7,93,158
Finland	—	—	—	—	2,517	—	—	—	—	33,671
Germany	—	—	—	—	6,982	—	—	—	—	1,10,538
Netherlands	—	—	—	—	3,354	—	—	—	—	43,559
Austria	—	—	—	—	5,460	—	—	—	—	92,711
Czechoslovakia	—	—	—	—	2,700	—	—	—	—	57,729
Japan	—	—	—	—	983	—	—	—	—	21,485
United States of America—										
Via Atlantic Coast	—	—	—	—	2,482	—	—	—	—	50,003
„ <i>Pacific</i> „	—	—	—	—	192	—	—	—	—	3,120
Other Foreign Countries	—	—	—	—	454	—	—	—	—	13,853
TOTAL FOREIGN COUNTRIES	—	—	—	—	37,821	—	—	—	—	15,04,947
<i>Share of Bengal</i>	—	—	—	—	23,498	—	—	—	—	5,77,910
„ <i>Bombay</i>	—	—	—	—	54,634	—	—	—	—	11,94,592
„ <i>Sind</i>	—	—	—	—	14,588	—	—	—	—	2,31,319
„ <i>Madras</i>	—	—	—	—	9,532	—	—	—	—	2,16,450
„ <i>Burma</i>	—	—	—	—	3,015	—	—	—	—	74,993
TOTAL	—	—	—	—	105,367	—	—	—	—	22,95,244
<i>Writing pads (III. M) (a)—</i>					Cwts.					
United Kingdom (including Channel Islands)	—	—	—	—	2,304	—	—	—	—	1,11,913
Hongkong	—	—	—	—	1	—	—	—	—	19
TOTAL BRITISH EMPIRE	—	—	—	—	2,305	—	—	—	—	1,11,937
TOTAL FOREIGN COUNTRIES	—	—	—	—	50	—	—	—	—	1,327

(a) Separately recorded from 1935-36.

ARTICLES AND COUNTRIES OF CONSIGNMENT; ALSO SHARE OF EACH PROVINCE	QUANTITY					VALUE				
	1931-32	1932-33	1933-34	1934-35	1935-36	1931-32	1932-33	1933-34	1934-35	1935-36
Paper and Pasteboard—continued.										
<i>Paper—continued.</i>										
<i>Writing Pads (III. M) (a)—contd.</i>										
<i>Share of Bengal</i>	—	—	—	—	443	—	—	—	—	22,129
<i>" Bombay</i>	—	—	—	—	719	—	—	—	—	32,773
<i>" Sind</i>	—	—	—	—	698	—	—	—	—	31,269
<i>" Madras</i>	—	—	—	—	293	—	—	—	—	15,838
<i>" Burma</i>	—	—	—	—	202	—	—	—	—	11,207
TOTAL	—	—	—	—	2,365	—	—	—	—	1,18,264
<i>Boxed Stationery (III. M) (a)—</i>										
<i>United Kingdom (including</i>										
<i>Channel Islands)</i>	—	—	—	—	5,217	—	—	—	—	3,05,192
<i>Other British Possessions</i>	—	—	—	—	58	—	—	—	—	3,191
TOTAL BRITISH EMPIRE	—	—	—	—	5,275	—	—	—	—	3,08,383
<i>Germany</i>	—	—	—	—	4,098	—	—	—	—	94,890
<i>Japan</i>	—	—	—	—	284	—	—	—	—	8,374
<i>Other Foreign Countries</i>	—	—	—	—	185	—	—	—	—	8,857
TOTAL FOREIGN COUNTRIES	—	—	—	—	4,518	—	—	—	—	1,11,621
<i>Share of Bengal</i>	—	—	—	—	1,740	—	—	—	—	1,01,854
<i>" Bombay</i>	—	—	—	—	3,661	—	—	—	—	1,10,535
<i>" Sind</i>	—	—	—	—	1,164	—	—	—	—	79,018
<i>" Madras</i>	—	—	—	—	2,544	—	—	—	—	95,553
<i>" Burma</i>	—	—	—	—	684	—	—	—	—	32,037
TOTAL	—	—	—	—	9,798	—	—	—	—	4,20,004
<i>Writing paper in large sheets</i>										
<i>(III. M) (b)—</i>										
<i>United Kingdom (including</i>										
<i>Channel Islands)</i>	23,489	22,225	23,453	22,189	—	10,43,604	8,53,198	8,72,006	8,77,125	—
<i>Canada—</i>										
<i>Via Atlantic Coast</i>	448	358	744	661	—	12,595	9,482	19,698	17,262	—
<i>" Pacific "</i>	..	57	58	..	—	..	1,417	1,053	..	—
<i>Other British Possessions</i>	3	30	46	2	—	122	337	1,405	63	—
TOTAL BRITISH EMPIRE	23,940	22,655	24,301	22,872	—	10,56,621	8,64,884	8,94,161	8,94,439	—
<i>Finland</i>	4,231	4,311	3,843	4,364	—	73,057	71,505	48,914	75,674	—
<i>Estonia</i>	4	22	1,258	1,026	—	233	205	25,436	21,987	—
<i>Latvia</i>	105	639	463	423	—	2,632	14,092	8,938	6,647	—
<i>Sweden</i>	3,621	9,457	14,092	10,126	—	1,71,406	1,75,506	2,33,809	1,56,741	—
<i>Norway</i>	27,316	38,559	49,077	45,992	—	6,07,369	7,68,855	8,49,212	8,47,654	—
<i>Poland (including Danzig)</i>	39	..	197	41	—	603	..	5,270	543	—
<i>Denmark</i>	471	23	—	6,592	947	—
<i>Germany</i>	5,190	3,231	647	1,340	—	1,06,335	63,002	11,231	35,819	—
<i>Netherlands</i>	15,095	11,552	8,384	6,533	—	2,93,736	1,98,060	1,32,397	1,08,497	—
<i>Belgium</i>	1,345	656	393	177	—	36,797	13,542	9,247	4,646	—
<i>Italy (including Fiume)</i>	576	340	371	113	—	14,558	15,046	6,711	2,291	—
<i>Austria</i>	34,303	23,572	17,750	15,347	—	7,19,055	4,32,188	3,33,094	2,90,554	—
<i>Czechoslovakia</i>	409	140	113	2,702	—	7,749	3,254	1,830	54,322	—
<i>Yugoslavia (Kingdom of</i>										
<i>the Serbs, Croats and</i>										
<i>Slovenes)</i>	325	38	—	6,352	774	—
<i>Japan</i>	4,365	12,107	10,587	235	—	2,16,217	2,62,747	2,28,591	3,451	—
<i>United States of America—</i>										
<i>Via Atlantic Coast</i>	3,340	344	1,147	320	—	1,08,103	29,931	32,014	23,540	—
<i>" Pacific "</i>	104	..	—	2,010	..	—
<i>Other Foreign Countries</i>	100	..	27	26	—	3,518	55	1,504	1,592	—
TOTAL FOREIGN COUNTRIES	108,610	105,980	103,763	99,936	—	22,67,505	20,97,933	10,37,105	16,34,739	—

(a) Separately recorded from 1935-36.

(b) Discontinued from 1935-36.

GENERAL IMPORTS

(322)

No. 10—continued

ARTICLES AND COUNTRIES OF CONSIGNMENT; ALSO SHARE OF EACH PROVINCE	QUANTITY					VALUE				
	1931-32	1932-33	1933-34	1934-35	1935-36	1931-32	1932-33	1933-34	1934-35	1935-36
Paper and Pasteboard—continued										
Paper—continued										
Writing paper and envelopes—continued	Owts.	Owts.	Owts.	Owts.		Rs.	Rs.	Rs.	Rs.	Rs.
Writing paper in large sheets (III. M) (a)—continued										
Share of Bengal	13,609	13,313	20,441	21,347	—	5,72,653	523,455	5,32,538	5,20,098	—
" Bombay	72,703	67,433	71,265	66,652	—	17,32,369	16,20,733	16,91,101	11,84,614	—
" Sind	10,734	17,803	16,721	16,760	—	2,76,570	2,55,416	2,82,629	2,55,253	—
" Madras	21,490	17,313	17,375	14,362	—	5,29,323	4,79,569	4,22,527	3,62,794	—
" Burma	4,915	7,314	6,602	4,427	—	1,22,401	1,42,141	1,22,413	95,469	—
TOTAL PROTECTED	135,550	126,035	132,004	118,553	—	22,23,626	20,62,372	20,21,268	25,29,228	—
Note and letter paper and envelopes (III. M) (a)—	Owts.	Owts.	Owts.	Owts.						
United Kingdom (including Channel Islands)	5,525	4,581	4,598	4,031	—	2,00,121	2,54,420	2,45,623	2,20,427	—
Other British Possessions	28	45	26	44	—	1,022	2,524	2,170	1,725	—
TOTAL BRITISH EMPIRE	5,623	4,626	4,624	4,065	—	2,01,143	2,56,944	2,47,793	2,22,152	—
Germany	219	60	201	272	—	7,420	2,662	6,729	5,690	—
Belgium	240	61	40	65	—	2,797	1,955	1,051	1,625	—
Austria	207	27	443	122	—	5,772	722	6,220	2,222	—
Japan	1	22	10	204	—	71	1,026	271	6,114	—
Other Foreign Countries	202	451	222	242	—	2,577	11,022	2,816	2,227	—
TOTAL FOREIGN COUNTRIES	1,030	627	1,110	912	—	21,702	17,521	24,247	25,227	—
Share of Bengal	1,021	822	1,241	1,212	—	46,222	44,212	51,622	57,422	—
" Bombay	2,222	2,072	2,222	1,222	—	1,21,222	1,00,222	90,222	82,222	—
" Sind	1,222	1,022	902	272	—	22,222	22,222	21,222	22,222	—
" Madras	522	202	402	172	—	22,222	17,222	22,222	12,222	—
" Burma	222	222	222	222	—	22,222	22,222	22,222	22,222	—
{ Protected	6,522	5,022	5,522	4,720	—	2,22,122	2,50,122	2,62,222	2,22,222	—
{ Not protected	112	222	152	222	—	7,222	15,222	10,222	2,222	—
TOTAL	6,652	5,222	5,744	6,012	—	2,22,222	2,74,222	2,72,222	2,42,222	—
Envelopes imported separately (III. M) (a)—	Owts.	Owts.	Owts.	Owts.						
United Kingdom (including Channel Islands)	7,925	6,527	6,624	6,225	—	4,67,272	2,64,527	2,61,624	2,42,225	—
Other British Possessions	24	45	19	26	—	1,522	2,729	1,222	2,229	—
TOTAL BRITISH EMPIRE	8,019	6,522	6,702	6,421	—	4,68,222	2,62,222	2,62,222	2,44,222	—
Sweden	1,272	922	702	1,229	—	26,472	22,227	12,947	27,272	—
Germany	6,702	7,422	4,622	5,214	—	2,12,562	2,51,662	1,22,200	1,62,744	—
Belgium	202	26	40	10	—	6,220	2,770	276	216	—
Austria	209	274	200	1	—	4,217	10,562	5,512	72	—
United States of America—										
" Atlantic Coast	129	24	62	67	—	14,027	6,072	4,027	5,522	—
" Pacific "	2	..	5	—	..	722	..	102	—
Other Foreign Countries	292	212	167	144	—	12,272	2,022	7,429	7,222	—
TOTAL FOREIGN COUNTRIES	9,079	9,172	5,844	7,529	—	2,95,127	2,16,122	1,75,221	2,02,222	—

(a) Discontinued from 1935-36.

No. 10—continued

ARTICLES AND COUNTRIES OF CONSIGNMENT; ALSO SHARE OF EACH PROVINCE	QUANTITY					VALUE				
	1981-82	1982-88	1988-84	1984-85	1985-86	1981-82	1982-88	1988-84	1984-85	1985-86
Paper and Pasteboard—continued						B	B	B	B	B
Paper—continued										
Writing paper and envelopes—continued	Owts.	Owts.	Owts.	Owts.						
Share of Bengal	2,658	1,205	1,489	2,368	—	1,07,788	60,110	82,928	83,139	—
“ Bombay	7,336	6,853	6,216	6,184	—	3,42,908	3,01,139	2,12,578	2,41,910	—
“ Sind	1,681	2,682	1,455	1,195	—	88,248	1,25,368	81,231	74,766	—
“ Madras	3,787	3,974	3,395	3,201	—	1,49,358	1,62,060	1,25,784	1,15,737	—
“ Burma	1,642	941	1,042	1,048	—	75,845	35,765	35,316	34,613	—
{ Protected	5,565	4,788	4,278	5,065	—	2,48,421	2,88,044	2,66,898	2,82,007	—
{ Not protected	11,538	11,017	8,269	8,945	—	4,15,724	3,96,398	2,71,989	2,68,147	—
TOTAL	17,098	15,765	12,547	14,010	—	7,64,145	6,84,442	5,38,887	5,50,154	—
Total Writing paper and envelopes—	Owts.	Owts.	Owts.	Owts.	Owts.					
United Kingdom (including Channel Islands)	42,069	88,348	84,785	32,625	32,337	18,10,108	14,72,104	14,79,515	14,89,821	14,95,422
Canada—										
Via Atlantic Coast	448	358	744	681	548	12,788	9,500	19,758	17,282	13,139
“ Pacific “	55	110	101	82	90	3,496	6,562	5,447	4,916	4,539
Other British Possessions										
TOTAL BRITISH EMPIRE	42,568	88,868	85,688	32,888	32,925	18,26,392	14,89,678	15,05,773	14,61,999	15,13,100
Finland	4,281	4,811	3,864	4,870	5,133	72,057	71,505	49,250	76,000	69,504
Estonia	4	22	1,258	1,626	660	288	205	25,436	21,987	9,141
Latvia	105	689	468	428	4,516	2,632	14,092	8,938	8,647	79,344
Sweden	10,022	10,518	14,812	11,678	14,231	2,08,824	2,12,511	2,58,245	1,84,729	2,24,752
Norway	27,580	39,701	40,369	46,118	55,549	6,10,987	7,71,992	8,54,239	8,40,527	9,58,262
Denmark	494	..	2	23	..	7,454	6	200	1,204	82
Poland (including Danzig)	39	..	197	41	..	603	..	5,270	548	..
Germany	12,115	10,808	5,606	7,927	11,898	3,38,890	3,17,331	1,56,460	2,06,252	2,17,337
Netherlands	15,265	11,726	8,884	6,621	7,148	2,99,542	2,00,876	1,34,304	1,05,105	1,06,391
Belgium	2,898	802	478	261	153	51,944	18,267	11,174	7,387	4,148
Italy (including Fiume)	615	978	392	138	227	16,701	18,512	8,225	5,029	5,594
Austria	34,779	23,978	18,396	15,476	7,343	7,29,645	4,93,475	3,45,526	2,93,539	1,28,049
Czechoslovakia	500	164	138	2,706	3,227	9,220	4,219	2,501	54,921	66,948
Yugoslavia (Kingdom of the Serbs, Croats and Slovenes)	325	38	78	6,852	774	1,231
Japan	4,382	12,188	10,617	477	1,238	1,18,411	2,66,955	2,29,689	11,379	89,496
United States of America—										
Via Atlantic Coast	4,060	915	1,229	921	2,537	1,24,204	38,357	37,118	39,967	54,327
“ Pacific “	3	104	5	182	..	768	2,010	108	3,120
Other Foreign Countries	179	52	94	144	83	7,905	8,569	6,791	8,254	5,432
TOTAL FOREIGN COUNTRIES	116,719	115,700	115,717	99,498	114,198	25,94,400	24,31,685	21,37,178	18,66,302	19,58,058
Share of Bengal	32,322	39,356	32,021	24,848	28,511	7,26,029	6,23,381	6,67,096	7,39,723	7,59,429
“ Bombay	82,670	76,358	79,333	64,664	74,070	31,96,344	19,22,526	17,95,369	16,12,789	16,65,166
“ Sind	18,988	21,611	19,141	18,765	22,936	4,57,261	4,79,713	3,95,009	4,19,625	4,34,777
“ Madras	35,934	22,988	21,171	17,741	16,369	7,68,982	6,59,104	5,72,164	4,82,104	4,42,425
“ Burma	9,387	9,240	8,639	6,363	4,835	1,271,656	2,31,564	2,13,318	1,76,060	1,39,357
{ Protected	147,650	138,408	142,927	128,653	141,252	39,97,369	35,09,558	38,60,690	39,50,182	32,83,255
{ Not protected	11,651	11,245	8,428	9,228	5,971	4,28,423	4,11,755	2,82,256	2,78,119	1,67,898
TOTAL	159,301	149,653	151,355	132,881	147,223	44,20,792	39,21,313	36,42,946	39,28,301	34,71,153

GENERAL IMPORTS

(324)

No. 10—continued

ARTICLES AND COUNTRIES OF CONSIGNMENT; ALSO SHARE OF EACH PROVINCE	QUANTITY					VALUE				
	1931-32	1932-33	1933-34	1934-35	1935-36	1931-32	1932-33	1933-34	1934-35	1935-36
Paper and Pasteboard—continued										
Paper—continued										
Blotting paper (III. M) (a)—					Owts.					
United Kingdom (including Channel Islands)	—	—	—	—	2,930	—	—	—	—	1,06,197
Ceylon	—	—	—	—	..	—	—	—	—	10
TOTAL BRITISH EMPIRE	—	—	—	—	2,930	—	—	—	—	1,06,197
Germany	—	—	—	—	2,158	—	—	—	—	85,821
United States of America—										
Via Atlantic Coast	—	—	—	—	629	—	—	—	—	18,822
Other Foreign Countries	—	—	—	—	883	—	—	—	—	6,022
TOTAL FOREIGN COUNTRIES	—	—	—	—	3,120	—	—	—	—	87,847
Share of Bengal	—	—	—	—	1,459	—	—	—	—	41,779
" Bombay	—	—	—	—	2,718	—	—	—	—	69,819
" Sind	—	—	—	—	532	—	—	—	—	9,222
" Madras	—	—	—	—	1,149	—	—	—	—	29,224
" Burma	—	—	—	—	392	—	—	—	—	12,465
TOTAL	—	—	—	—	6,050	—	—	—	—	1,64,044
Old newspaper in bales and bags (III. M)—										
United Kingdom (including Channel Islands)	Owts.	Owts.	Owts.	Owts.	Owts.					
Other British Possessions	82	18	85	24	162	100	70	169	188	721
TOTAL BRITISH EMPIRE	665,972	824,825	861,515	1,070,651	1,108,174	27,46,828	36,69,989	37,22,462	42,03,240	39,97,796
Java	..	2,500	10,000
United States of America—										
Via Atlantic Coast	169,181	119,799	89,459	82,594	48,459	6,04,132	5,54,822	2,81,269	2,47,590	1,70,477
" Pacific "	2,000	500	5,000	..	34	8,062	2,501	21,308	..	124
Other Foreign Countries	228	262	1,267	245	..	3,085	1,294	4,855	799	..
TOTAL FOREIGN COUNTRIES	171,359	123,061	95,726	82,839	48,493	7,05,269	5,68,617	4,07,432	2,48,379	1,70,601
Share of Bengal	232,498	269,210	255,921	348,936	327,119	9,44,954	12,32,676	11,65,103	12,81,561	11,62,000
" Bombay	175,153	166,616	179,692	182,719	166,761	8,09,697	7,80,333	7,59,639	7,38,678	6,24,222
" Sind	126,204	148,706	130,798	178,062	136,672	6,34,480	5,64,063	5,23,026	6,69,470	6,43,468
" Madras	169,168	199,616	218,071	274,110	263,841	6,89,884	2,93,316	9,38,349	11,08,294	9,71,199
" Burma	134,320	163,238	162,762	175,813	252,321	5,72,593	7,65,664	7,46,763	7,52,819	9,33,000
TOTAL	837,331	947,386	947,241	1,150,890	1,151,667	34,51,608	42,38,556	41,29,293	45,51,752	41,00,000
Other kinds of paper (III. M)—										
United Kingdom (including Channel Islands)	Owts.	Owts.	Owts.	Owts.	Owts.					
Strait Settlements	685	193	265	808	240	9,816	5,126	2,890	4,057	1,000
Hongkong	988	502	527	1,075	857	22,254	28,747	21,522	12,639	18,100
Other British Possessions	47	48	12	2	14	626	1,320	558	157	1,000
TOTAL BRITISH EMPIRE	13,805	18,459	21,828	24,822	12,946	6,76,177	7,04,010	11,41,300	11,05,410	7,21,000

(a) Separately recorded from 1935-36.

No. 10—continued

ARTICLES AND COUNTRIES OF CONSIGNMENT; ALSO SHARE OF EACH PROVINCE	QUANTITY					VALUE				
	1931-32	1932-33	1933-34	1934-35	1935-36	1931-32	1932-33	1933-34	1934-35	1935-36
						₹	₹	₹	₹	₹
Paper and Pasteboard—continued										
Paper—continued										
Other kinds of paper (III. M)— continued	Cwts.	Cwts.	Cwts.	Cwts.	Cwts.					
Finland	518	500	1,073	423	598	10,258	8,149	11,323	5,188	9,219
Sweden	20,078	23,298	23,860	15,790	15,896	3,90,648	4,26,546	3,99,252	2,16,809	2,16,807
Norway	11,445	16,874	14,224	12,840	8,712	2,61,895	4,03,427	2,74,082	2,25,806	1,30,331
Germany	12,835	14,842	12,214	20,278	14,820	4,15,204	4,06,396	3,78,268	5,23,950	3,42,059
Netherlands	2,421	827	1,142	1,522	789	34,369	22,966	24,955	41,503	16,966
Belgium	1,902	3,030	5,231	3,936	3,961	62,865	1,08,618	1,77,010	1,12,944	1,18,726
France	716	1,670	621	306	474	67,382	1,45,078	41,516	21,247	33,530
Italy (including Fiume)	1,157	2,101	1,487	1,913	306	42,950	98,374	54,186	57,189	13,084
Austria	7,469	8,617	7,683	7,795	3,646	2,34,578	2,66,653	2,16,397	2,07,818	1,22,460
Czechoslovakia	2,467	3,498	3,673	11,074	3,960	61,117	83,505	63,739	1,78,282	61,658
China (exclusive of Hong- kong and Macão)	2,303	2,615	2,711	3,056	2,313	55,944	64,030	55,576	61,247	40,768
Japan	219	395	812	1,969	1,410	14,003	21,809	37,727	64,205	35,120
United States of America— Via Atlantic Coast	1,260	1,928	784	1,004	590	1,22,304	75,739	47,514	68,264	69,942
" Pacific "	1	..	10	4	1	68	39	209	209	174
Other Foreign Countries	370	235	221	274	456	13,573	4,595	5,431	5,039	7,345
TOTAL FOREIGN COUNTRIES	65,206	80,490	74,752	82,182	57,932	17,88,038	21,81,469	17,72,180	18,39,648	12,13,737
Share of Bengal	21,443	24,976	23,981	25,892	29,591	7,13,635	7,73,954	3,83,371	3,19,523	3,74,074
" Bombay	25,718	39,021	28,560	43,946	10,626	3,35,529	11,91,973	11,35,368	13,35,705	3,43,693
" Sind	3,532	6,653	9,011	9,113	7,299	1,48,093	2,34,931	2,67,422	2,76,744	2,05,469
" Madras	14,286	14,733	16,465	12,194	14,923	4,44,931	4,27,377	4,27,767	3,04,067	3,38,396
" Burma	14,032	8,511	9,563	10,859	8,529	3,22,037	2,07,295	2,19,443	2,09,023	1,64,033
TOTAL	79,011	99,949	96,580	107,004	70,878	24,64,215	28,35,479	29,13,576	29,45,067	19,75,717
Paper manufactures (III. M)—	Cwts.	Cwts.	Cwts.	Cwts.	Cwts.					
United Kingdom (including Channel Islands)	7,619	7,249	11,594	18,321	18,422	5,11,619	4,84,750	7,45,151	9,75,904	9,06,664
Hongkong	582	665	432	144	372	9,494	13,812	7,105	3,562	5,389
Other British Possessions	24	23	42	48	179	1,775	2,580	2,123	2,383	3,994
TOTAL BRITISH EMPIRE	8,225	7,942	12,068	18,513	18,973	5,22,888	5,01,161	7,54,379	9,82,349	9,16,547
Estonia	51	..	523	1,369	..	9,594
Sweden	1,516	3,752	3,945	7,063	3,518	83,127	1,10,096	98,237	1,23,650	66,743
Norway	45	697	1,204	1,287	1,291	761	8,542	11,582	12,929	13,570
Germany	2,064	3,046	2,081	3,245	2,718	89,120	1,64,861	1,05,153	1,53,095	1,43,768
Netherlands	769	1,087	917	786	848	21,721	41,820	34,479	32,229	35,923
Belgium	52	34	213	406	309	3,397	16,784	11,150	14,051	8,415
France	59	149	86	318	263	7,102	16,399	12,219	33,930	29,951
Italy (including Fiume)	1,267	657	104	680	366	15,747	22,261	9,086	22,207	21,534
Austria	838	2,443	5,102	3,796	4,284	12,077	27,123	50,898	42,111	47,920
Czechoslovakia	113	110	96	454	142	6,473	1,464	2,412	7,190	6,012
Jugoslavia (Kingdom of the Serbs, Croats and Slovenes)	38	127	17	2,945	9,000	1,230
China (exclusive of Hong- kong and Macão)	38	72	35	41	111	2,672	4,608	2,657	3,290	5,506
Japan	674	1,382	3,168	6,748	4,357	63,768	88,626	1,47,549	2,17,642	1,39,023
United States of America— Via Atlantic Coast	2,031	2,036	694	2,819	2,301	1,23,851	89,937	36,421	99,934	1,09,187
" Pacific "	8	7	7	42	4	1,628	361	700	1,932	686
Other Foreign Countries	47	214	317	463	373	2,565	11,105	5,946	7,527	6,281
TOTAL FOREIGN COUNTRIES	10,466	16,636	18,470	23,276	21,402	4,34,413	5,39,007	5,41,033	7,80,717	6,35,723

ARTICLES AND COUNTRIES OF CONSIGNMENT; ALSO SHARE OF EACH PROVINCE	QUANTITY					VALUE				
	1931-32	1932-33	1933-34	1934-35	1935-36	1931-32	1932-33	1933-34	1934-35	1935-36
Paper and Pasteboard—continued										
<i>Paper—concluded</i>										
Paper manufactures (III. M)— <i>continued</i>	Cwts.	Cwts.	Cwts.	Cwts.	Cwts.	R	R	R	R	R
Share of Bengal	3,757	16,337	19,428	23,526	19,037	3,92,370	4,69,473	6,49,354	9,53,397	8,70,337
„ Bombay	5,313	5,162	5,702	13,637	13,939	2,48,503	3,03,667	3,80,446	5,04,932	6,31,233
„ Sind	1,121	1,135	1,070	1,221	2,120	70,677	66,979	53,324	65,378	35,469
„ Madras	557	408	623	547	1,729	41,355	39,409	42,650	52,694	39,924
„ Burma	3,063	3,546	3,718	3,553	3,610	2,04,357	2,30,630	1,96,133	1,85,965	1,78,141
TOTAL	16,711	24,628	30,538	46,788	40,875	9,57,301	10,90,168	12,95,412	17,63,066	15,52,376
Total Paper—	Cwts.	Cwts.	Cwts.	Cwts.	Cwts.					
United Kingdom (including Channel Islands)	797,899	941,480	979,538	1,203,244	1,241,616	71,93,930	75,28,609	82,05,045	88,77,293	84,14,379
Straits Settlements	966	549	528	664	723	21,524	20,291	12,387	15,645	13,000
Hongkong	2,394	2,423	2,201	2,206	2,230	47,446	58,919	52,011	41,970	23,504
Canada—										
Via Atlantic Coast	448	371	7,472	16,950	16,134	12,823	16,160	34,622	1,16,218	1,15,170
„ Pacific „	58	4,847	9,392	3	..	1,497	36,808	71,506	73
Other British Possessions	100	82	72	33	139	2,408	2,458	2,262	1,412	1,912
TOTAL BRITISH EMPIRE	801,798	945,473	994,658	1,232,494	1,260,846	72,78,121	76,27,922	83,92,980	91,26,245	87,50,193
Finland	39,013	80,982	110,045	180,059	158,631	4,73,146	9,56,819	10,63,542	11,86,871	12,63,623
Estonia	2,334	2,468	7,150	4,223	2,055	26,740	24,561	90,709	48,842	21,623
Latvia	945	2,790	1,468	4,082	9,021	14,879	39,136	18,789	46,366	1,33,673
Sweden	177,761	273,369	247,116	290,199	308,904	26,96,063	37,76,952	30,52,508	32,47,476	26,19,062
Norway	178,093	312,631	340,197	292,255	367,216	25,07,916	39,34,032	37,79,706	29,86,468	36,30,737
Denmark	634	66	109	192	133	10,356	2,817	2,659	4,219	3,629
Poland (including Danzig)	183	1	198	626	1,126	2,923	26	5,336	6,793	10,543
Germany	134,761	121,570	93,862	129,854	423,036	22,56,021	22,09,234	15,87,699	20,74,038	47,22,358
Netherlands	69,058	60,084	62,080	44,165	39,220	11,65,179	9,12,441	8,53,341	6,46,228	5,90,24
Belgium	13,478	11,330	12,257	9,831	13,128	3,08,399	2,91,833	3,38,591	2,43,946	3,08,79
France	1,137	2,367	1,099	790	749	83,315	1,69,045	62,691	60,014	66,06
Spain	13	337	6	176	6	3,993	7,245	490	1,687	13
Switzerland	210	188	131	26	91	7,955	4,931	3,701	2,566	3,931
Italy (including Fiume)	24,534	18,534	11,171	10,888	7,167	3,41,238	3,72,236	2,20,947	2,24,405	1,51,941
Austria	269,268	208,065	209,227	177,544	121,239	25,12,968	23,25,499	24,96,600	20,12,866	13,69,130
Czechoslovakia	21,018	30,345	27,720	77,928	42,204	3,18,123	4,35,075	3,43,190	9,47,143	5,63,460
Yugo-Slavia (Kingdom of the Serbs, Croats and Slovenes).	1,072	1	308	201	256	14,820	59	10,150	10,227	4,665
Java	2,503	16	2	..	1	10,206	1,444	165	7
China (exclusive of Hongkong and Macao)	2,486	2,855	3,011	3,334	3,767	67,514	74,218	67,848	80,144	68,264
Japan	6,212	17,760	24,353	11,869	16,458	2,16,942	4,47,718	5,09,046	3,68,961	3,92,333
United States of America—										
Via Atlantic Coast	178,519	125,786	94,305	97,162	59,436	11,02,543	8,02,199	5,51,719	6,09,308	4,79,967
„ Pacific „	2,009	514	5,163	88	247	9,758	3,935	25,013	3,910	4,563
Other Foreign Countries	602	41	66	410	29	9,215	2,331	3,189	5,318	3,670
TOTAL FOREIGN COUNTRIES	1,113,857	1,274,533	1,251,906	1,285,794	1,576,179	1,51,45,576	1,73,02,480	1,51,53,356	1,48,16,512	1,74,54,316
Share of Bengal	538,744	613,445	626,349	740,339	312,743	63,40,943	69,04,123	71,03,370	72,04,437	76,99,441
„ Bombay	398,514	694,327	711,232	732,799	331,737	33,42,773	94,04,911	35,16,331	35,54,543	36,39,137
„ Sind	221,943	267,233	246,057	304,348	288,223	19,86,335	23,74,371	20,90,354	23,93,417	23,39,111
„ Madras	363,415	393,960	423,152	467,639	552,183	37,51,013	39,86,403	33,09,698	38,67,919	43,61,897
„ Burma	304,536	246,043	240,254	267,113	351,199	20,02,641	22,60,714	20,22,337	21,92,451	22,69,241
Protected	247,377	229,812	260,115	223,260	241,913	59,86,881	52,50,936	53,69,900	47,61,786	49,69,731
Not-protected	1,667,278	1,990,194	1,986,440	2,295,028	2,564,111	1,64,36,826	1,96,79,473	1,81,76,388	1,91,80,971	2,12,78,644
TOTAL	1,915,156	2,220,006	2,246,564	2,513,283	2,836,024	2,24,23,707	2,49,30,412	2,35,46,288	2,39,42,757	2,62,43,977

No. 10—continued

ARTICLES AND COUNTRIES OF CONSIGNMENT; ALSO AREA OF EACH PROVINCE	QUANTITY					VALUE				
	1981-82	1982-83	1983-84	1984-85	1985-86	1981-82	1982-83	1983-84	1984-85	1985-86
	Owts.	Owts.	Owts.	Owts.	Owts.	₹	₹	₹	₹	₹
Paper and Pasteboard—continued										
<i>Pasteboard, Millboard and Cardboard of all kinds—</i>										
<i>Strawboards (III. M)—</i>										
United Kingdom (including Channel Islands)	280	882	328	1,488	1,214	3,144	7,789	2,948	18,800	7,694
Other British Possessions	10	15	..	182	..	78	109	..	829	..
TOTAL BRITISH EMPIRE	290	897	328	1,650	1,214	3,222	7,898	2,948	14,429	7,694
Sweden	107	..	861	..	911	792	..	11,118	..	6,124
Germany	6,040	33,748	4,461	3,269	4,614	44,223	2,41,235	29,772	28,205	31,815
Netherlands	59,807	72,634	52,154	110,628	118,582	3,53,666	4,62,757	2,64,813	5,13,482	5,10,738
Belgium	1,561	1,943	800	370	1,956	3,913	13,364	3,666	1,744	8,057
Austria	54	1,285	774	6,604	..
Japan	129,121	199,031	135,455	146,098	174,340	7,54,034	11,11,292	6,38,303	6,61,058	7,21,080
Other Foreign Countries	532	551	176	909	200	3,109	4,521	1,763	4,948	1,002
TOTAL FOREIGN COUNTRIES	197,168	298,897	193,961	262,552	300,583	11,64,832	18,33,169	9,50,209	12,06,041	12,78,816
<i>Share of Bengal</i>	<i>44,736</i>	<i>80,647</i>	<i>63,711</i>	<i>83,188</i>	<i>98,167</i>	<i>2,99,427</i>	<i>5,07,956</i>	<i>3,57,168</i>	<i>4,26,411</i>	<i>4,17,631</i>
<i>" Bombay</i>	<i>118,641</i>	<i>163,400</i>	<i>92,185</i>	<i>114,994</i>	<i>116,278</i>	<i>6,73,279</i>	<i>9,12,919</i>	<i>4,14,715</i>	<i>5,11,954</i>	<i>4,33,304</i>
<i>" Sind</i>	<i>11,315</i>	<i>14,534</i>	<i>3,599</i>	<i>17,308</i>	<i>23,415</i>	<i>81,877</i>	<i>78,231</i>	<i>37,136</i>	<i>30,484</i>	<i>1,00,916</i>
<i>" Madras</i>	<i>17,996</i>	<i>33,105</i>	<i>31,744</i>	<i>32,598</i>	<i>47,310</i>	<i>1,04,934</i>	<i>3,41,167</i>	<i>1,08,580</i>	<i>1,49,495</i>	<i>2,04,254</i>
<i>" Burma</i>	<i>4,770</i>	<i>13,043</i>	<i>3,050</i>	<i>11,318</i>	<i>16,727</i>	<i>31,697</i>	<i>1,00,794</i>	<i>37,588</i>	<i>52,125</i>	<i>80,455</i>
TOTAL	197,168	298,897	193,961	262,552	301,797	11,68,054	18,41,067	9,53,157	12,20,470	12,86,510
Other kinds (III. M)—	Owts.	Owts.	Owts.	Owts.	Owts.					
United Kingdom (including Channel Islands)	12,651	15,493	24,698	14,306	8,892	2,41,939	2,92,438	3,85,835	2,38,546	1,78,739
Other British Possessions	6	3	2	278	97	118	194	74	4,414	871
TOTAL BRITISH EMPIRE	12,657	15,496	24,700	14,584	8,989	2,42,057	2,92,632	3,85,909	2,42,960	1,74,610
Latvia	..	204	482	62	2,909	5,976	946	..
Finland	858	3,394	5,976	7,206	6,613	6,316	25,155	40,339	49,532	44,048
Sweden	9,707	28,841	26,995	27,909	52,827	1,39,080	3,70,482	2,90,270	3,14,299	5,61,290
Norway	3,836	11,228	19,847	18,908	12,147	65,931	1,39,300	2,03,460	1,57,756	1,39,474
Germany	25,332	31,610	25,223	34,208	73,781	4,08,326	5,23,256	3,74,331	4,64,965	6,71,131
Netherlands	3,502	2,226	1,153	2,708	5,437	49,231	29,801	19,993	32,459	65,308
Belgium	926	3,582	2,050	2,221	1,356	19,246	74,800	89,339	41,376	19,849
Italy (including Fiume)	1,133	1,424	39	1,162	2,165	12,755	15,536	724	12,841	21,298
Austria	6,018	5,846	4,378	12,071	8,896	75,527	61,747	41,691	1,00,477	75,499
Czechoslovakia	5,126	5,097	1,727	10,333	8,577	56,630	56,723	17,092	1,59,370	86,464
Japan	610	3,464	193	1,333	1,249	6,607	24,006	2,342	12,407	19,563
United States of America—										
<i>Via Atlantic Coast</i>	<i>749</i>	<i>7</i>	<i>2</i>	<i>12</i>	<i>3</i>	<i>17,885</i>	<i>283</i>	<i>96</i>	<i>868</i>	<i>377</i>
<i>" Pacific "</i>	<i>..</i>	<i>48</i>	<i>6</i>	<i>10</i>	<i>13</i>	<i>..</i>	<i>504</i>	<i>70</i>	<i>26</i>	<i>427</i>
Other Foreign Countries	113	152	137	356	143	1,944	3,168	2,095	3,995	1,494
TOTAL FOREIGN COUNTRIES	57,980	97,118	88,218	120,043	173,212	3,59,953	13,27,675	10,43,018	13,51,875	19,06,322
<i>Share of Bengal</i>	<i>24,483</i>	<i>46,674</i>	<i>51,415</i>	<i>53,940</i>	<i>96,333</i>	<i>3,65,694</i>	<i>6,61,311</i>	<i>6,27,993</i>	<i>6,23,093</i>	<i>11,21,555</i>
<i>" Bombay</i>	<i>31,497</i>	<i>50,409</i>	<i>44,331</i>	<i>62,337</i>	<i>64,433</i>	<i>4,79,575</i>	<i>6,94,646</i>	<i>5,54,534</i>	<i>7,32,393</i>	<i>7,09,407</i>
<i>" Sind</i>	<i>2,858</i>	<i>7,237</i>	<i>4,726</i>	<i>7,355</i>	<i>7,379</i>	<i>53,019</i>	<i>1,23,116</i>	<i>63,970</i>	<i>34,747</i>	<i>75,425</i>
<i>" Madras</i>	<i>9,899</i>	<i>6,568</i>	<i>9,255</i>	<i>6,313</i>	<i>10,632</i>	<i>1,64,937</i>	<i>1,06,300</i>	<i>1,35,302</i>	<i>93,496</i>	<i>1,32,071</i>
<i>" Burma</i>	<i>1,921</i>	<i>1,706</i>	<i>2,633</i>	<i>4,131</i>	<i>3,374</i>	<i>33,790</i>	<i>39,934</i>	<i>46,133</i>	<i>61,103</i>	<i>49,976</i>
TOTAL	70,637	112,614	112,918	134,627	181,701	11,02,015	16,20,307	14,28,927	15,94,835	20,31,433

ARTICLES AND COUNTRIES OF CONSIGNMENT ; ALSO SHARE OF EACH PROVINCE	QUANTITY					VALUE				
	1931-32	1932-33	1933-34	1934-35	1935-36	1931-32	1932-33	1933-34	1934-35	1935-36
						B	B	B	B	B
Paper and Pasteboard—continued										
<i>Pasteboard, Millboard and Cardboard of all kinds— continued.</i>										
<i>Manufacture of Pasteboard, Millboard and Cardboard (III. M)—</i>	<i>Cwts.</i>	<i>Cwts.</i>	<i>Cwts.</i>	<i>Cwts.</i>	<i>Cwts.</i>					
United Kingdom (including Channel Islands)	3,277	3,363	6,665	7,326	2,424	1,25,419	1,54,438	2,79,127	3,25,584	97,311
Other British Possessions	33	..	57	108	24	484	77	3,348	5,688	1,571
TOTAL BRITISH EMPIRE	3,309	3,363	6,722	7,434	2,448	1,25,903	1,54,515	2,82,475	3,31,272	98,882
Sweden	1,170	44	4,173	3,557	..	14,223	963	48,411	25,346
Norway	327	490	189	..	14	4,314	7,027	2,240
Germany	675	1,151	934	1,932	4,677	40,005	33,301	26,260	38,401	97,133
Netherlands	492	74	50	11	47	21,756	3,120	810	1,453	3,075
Belgium	2,395	378	562	1,033	37	1,18,475	18,960	46,082	48,350	1,273
France	106	74	71	20	7	9,156	7,370	4,676	1,373	517
Austria	44	47	..	714	189	1,340	841	5	6,059	2,130
Czechoslovakia	159	85	140	1,626	612	1,705	960	1,834	17,406	7,639
Japan	7	200	535	443	1,457	626	9,041	19,499	18,825	31,046
Other Foreign Countries	261	94	55	299	178	11,364	5,384	3,763	4,627	5,136
TOTAL FOREIGN COUNTRIES	4,139	3,273	3,118	10,691	10,980	2,04,427	98,273	1,08,226	1,92,137	1,89,397
<i>Share of Bengal</i>	<i>328</i>	<i>2,659</i>	<i>3,214</i>	<i>6,234</i>	<i>1,794</i>	<i>31,947</i>	<i>73,177</i>	<i>1,15,607</i>	<i>1,30,344</i>	<i>44,415</i>
<i>" Bombay</i>	<i>303</i>	<i>1,422</i>	<i>1,319</i>	<i>1,753</i>	<i>2,133</i>	<i>45,545</i>	<i>44,433</i>	<i>32,639</i>	<i>32,992</i>	<i>49,419</i>
<i>" Sind</i>	<i>223</i>	<i>354</i>	<i>246</i>	<i>149</i>	<i>273</i>	<i>14,975</i>	<i>15,322</i>	<i>18,073</i>	<i>3,911</i>	<i>11,390</i>
<i>" Madras</i>	<i>6,321</i>	<i>3,333</i>	<i>4,113</i>	<i>9,133</i>	<i>3,203</i>	<i>3,24,394</i>	<i>94,504</i>	<i>1,63,714</i>	<i>3,79,603</i>	<i>1,39,116</i>
<i>" Burma</i>	<i>458</i>	<i>407</i>	<i>349</i>	<i>331</i>	<i>1,015</i>	<i>22,669</i>	<i>30,397</i>	<i>10,513</i>	<i>21,054</i>	<i>39,019</i>
TOTAL	7,448	7,135	9,840	18,125	13,428	3,30,330	2,52,833	3,90,600	5,23,409	1,83,407
Total Pasteboard, Millboard and Cardboard of all kinds (III. M)—	Cwts.	Cwts.	Cwts.	Cwts.	Cwts.					
United Kingdom (including Channel Islands)	16,208	20,237	31,691	23,120	12,080	3,70,602	4,54,715	6,67,910	5,77,930	2,79,700
Other British Possessions	48	18	59	548	121	680	380	3,332	10,731	2,430
TOTAL BRITISH EMPIRE	16,256	20,255	31,750	23,668	12,201	3,71,282	4,55,095	6,71,242	5,88,661	2,81,130
Finland	828	3,394	5,976	7,226	6,709	6,816	25,155	40,339	49,720	45,340
Latvia	204	482	62	2,909	5,676	946	..
Sweden	9,814	30,011	27,900	32,032	57,295	1,39,872	3,84,764	3,02,370	3,62,710	6,02,700
Norway	5,866	11,263	20,319	14,446	12,536	66,631	1,39,835	2,14,311	1,65,272	1,42,100
Germany	32,097	66,509	30,618	39,437	83,072	4,92,554	3,02,792	4,30,368	5,31,571	10,00,000
Netherlands	68,801	74,934	53,357	113,343	124,046	4,24,653	4,95,673	2,65,016	5,47,399	6,79,000
Belgium	4,832	5,903	3,812	3,629	3,349	1,46,639	1,07,124	89,037	91,470	29,000
France	112	93	71	441	16	9,556	7,832	4,813	3,257	1,000
Italy (including Fiume)	1,158	1,431	49	1,229	2,165	13,622	16,117	1,385	13,794	21,000
Austria	6,062	5,893	4,432	14,070	9,085	76,867	62,538	42,470	1,13,140	77,000
Czechoslovakia	5,247	5,132	1,367	13,116	9,219	53,979	57,639	13,926	1,73,339	94,000
China (exclusive of Hongkong and Macao)	122	533	65	321	13	4,642	5,527	2,627	1,574	..
Japan	129,738	193,685	136,138	148,374	177,046	7,91,267	11,44,339	9,60,644	6,82,230	7,75,000
United States of America—										
<i> Via Atlantic Coast</i>	<i>1,045</i>	<i>29</i>	<i>9</i>	<i>43</i>	<i>34</i>	<i>21,662</i>	<i>1,544</i>	<i>539</i>	<i>2,450</i>	<i>2,300</i>
<i> " Pacific "</i>	<i>22</i>	<i>51</i>	<i>6</i>	<i>41</i>	<i>32</i>	<i>1,025</i>	<i>1,198</i>	<i>80</i>	<i>1,123</i>	<i>1,000</i>
Other Foreign Countries	273	174	141	426	158	4,432	4,026	2,206	4,931	1,000
TOTAL FOREIGN COUNTRIES	259,287	399,238	285,202	393,236	484,775	22,29,217	32,59,117	21,01,452	27,30,063	33,75,000

No. 10—continued

ARTICLES AND COUNTRIES OF CONSIGNMENT; ALSO SHARE OF EACH PROVINCE	QUANTITY					VALUE				
	1931-32	1932-33	1933-34	1934-35	1935-36	1931-32	1932-33	1933-34	1934-35	1935-36
Paper and Pasteboard—concluded						B	B	B	B	B
Total Pasteboard, Millboard, and Corrugated of all kinds (All. M.)—continued										
<i>Share of Bengal</i>										
<i>Bombay</i>										
<i>Sind</i>										
<i>Madras</i>										
<i>Burma</i>										
TOTAL	275,543	419,543	317,042	416,954	496,928	26,00,399	37,14,212	27,72,634	33,38,714	33,56,434
Total Paper and Paste- board—										
United Kingdom (including Channel Islands)	814,098	961,717	1,011,229	1,226,364	1,253,616	75,64,432	79,83,324	88,72,955	94,55,228	88,93,622
Straits Settlements	976	567	577	716	743	21,619	20,594	15,181	19,849	19,762
Hongkong	2,394	2,433	2,201	2,271	2,231	47,446	55,919	52,085	44,371	38,511
Canada—										
<i>Vid Atlantic Coast</i>	443	671	7,472	17,112	16,134	12,823	16,160	84,622	1,19,046	1,15,170
<i>" Pacific "</i>	"	58	4,347	9,392	3	"	1,497	36,603	71,506	73
Other British Possessions	138	82	62	307	239	2,993	2,523	2,766	5,411	3,224
TOTAL BRITISH EMPIRE	818,054	965,728	1,026,408	1,256,162	1,272,906	76,49,313	80,83,027	90,64,162	97,14,806	90,70,362
U. S. S. R.—										
Northern	396	34	42	260	"	5,414	715	336	2,379	"
Southern	"	"	"	180	"	"	"	"	1,131	"
Finland	39,841	84,376	116,021	137,235	165,340	4,79,962	9,81,974	11,08,831	12,36,297	14,09,578
Estonia	2,334	2,463	7,285	4,432	2,093	26,740	24,551	92,516	52,542	23,211
Latvia	945	2,994	1,950	4,144	9,021	14,379	42,045	24,465	47,332	1,35,676
Sweden	187,576	303,380	275,016	322,201	366,199	28,35,955	41,61,716	33,55,178	36,09,672	41,21,852
Norway	182,079	323,394	361,316	308,701	379,762	25,74,547	40,73,367	39,94,317	31,51,750	37,73,503
Denmark	754	66	110	192	183	11,174	2,320	2,727	4,250	3,574
Poland (including Danzig)	185	1	193	776	1,246	2,923	26	5,336	7,744	11,248
Germany	166,878	188,079	124,480	169,291	507,058	27,48,575	30,12,026	20,18,053	26,05,609	57,22,332
Netherlands	132,859	135,018	115,437	157,508	163,326	15,89,332	14,03,119	11,38,957	11,93,627	11,69,365
Belgium	18,360	17,233	10,069	13,460	16,477	4,50,538	3,89,007	4,27,678	3,35,416	3,37,970
France	1,249	2,460	1,170	1,231	765	92,871	1,76,927	67,504	63,271	67,067
Spain	18	333	5	176	6	4,027	7,347	490	1,637	162
Switzerland	363	311	132	42	91	11,535	8,332	3,724	2,741	3,953
Italy (including Fiume)	25,692	19,965	11,220	12,117	9,332	3,54,910	3,88,343	2,22,332	2,33,109	1,73,277
Austria	265,320	213,953	213,659	191,614	130,324	35,89,335	23,88,087	25,39,070	21,25,806	14,46,919
Czechoslovakia	26,365	35,523	29,587	95,944	51,423	3,77,101	4,92,714	3,62,116	11,25,537	6,77,544
Yugo-Slavia (Kingdom of the Serbs, Croats and Slo- venes)	1,072	1	363	201	256	14,320	59	10,159	10,327	4,665
Java	"	2,593	15	3	"	1	10,208	1,444	169	7
China (exclusive of Hongkong and Macao)	2,608	3,337	3,076	3,655	3,780	72,156	79,745	70,475	81,718	89,260
Japan	135,950	211,445	160,541	160,233	193,504	9,78,209	15,92,057	12,29,690	10,51,241	11,63,060
United States of America—										
<i>Vid Atlantic Coast</i>	179,554	125,815	94,314	97,305	59,470	11,24,205	8,08,743	5,52,253	6,11,764	4,32,151
<i>" Pacific "</i>	2,031	565	5,169	129	279	10,733	5,133	25,093	4,033	5,652
Other Foreign Countries	206	7	13	60	29	3,301	1,536	2,112	1,303	2,673
TOTAL FOREIGN COUNTRIES	1,372,644	1,673,821	1,537,193	1,679,080	2,050,954	1,73,74,793	2,05,61,597	1,72,54,310	1,75,66,565	2,08,29,749
<i>Share of Bengal</i>										
<i>Bombay</i>										
<i>Sind</i>										
<i>Madras</i>										
<i>Burma</i>										
TOTAL	2,190,693	2,639,540	2,563,606	2,935,242	3,323,860	2,50,24,196	2,86,44,624	2,63,18,972	2,72,51,471	2,99,00,111

ARTICLES AND COUNTRIES OF CONSIGNMENT; ALSO SHARE OF EACH PROVINCE	QUANTITY					VALUE				
	1931-32	1932-33	1933-34	1934-35	1935-36	1931-32	1932-33	1933-34	1934-35	1935-36
Paper making materials—										
Pulp of Wood (II. F)—	<i>Cwts.</i>	<i>Cwts.</i>	<i>Cwts.</i>	<i>Cwts.</i>	<i>Cwts.</i>					
United Kingdom (including Channel Islands)	22,441	15,130	802	3,062	11,750	2,46,683	1,21,103	9,991	19,023	31,708
Canada—										
<i>Via Atlantic Coast</i>	1,150	1,022	1,308	11,241	11,026	12,775
<i>" Pacific "</i>	16,058	..	3,050	2,047	6,134	92,281	..	23,302	16,569	45,997
TOTAL BRITISH EMPIRE	48,499	15,130	5,102	6,141	19,092	2,38,964	1,21,103	44,634	46,620	1,40,480
Poland (including Danzig)	..	1,035	1,045	3,240	3,251
Finland	38,638	10,399	8,061	28,867	4,545	3,29,828	84,499	59,153	1,33,847	80,333
Lithuania	3,389	23,309
Sweden	120,523	106,902	168,530	183,503	37,089	10,29,454	7,79,446	10,67,633	9,37,231	5,79,103
Norway	100,793	107,179	153,098	117,477	129,403	3,75,711	7,12,371	10,19,962	7,67,494	3,33,373
Germany	45,976	1,322	10,550	6,937	301	3,42,332	3,065	72,543	47,104	1,030
Netherlands	25	2,265	567	17,061	..
Belgium	6	..	1,534	209	..	46	..	10,236	2,475	..
Czechoslovakia	1,663	922	..	122	..	14,273	7,165	..	1,223	..
Portugal (including Azores and Madeira)	1,000	7,910
Austria	45,954	9,705	4,563	4,00,145	73,333	30,075
Japan	..	7,127	43,923
United States of America—										
<i>Via Atlantic Coast</i>	12,923	52,973	19,165	54,426	33,174	90,367	3,57,364	1,33,634	3,35,549	2,57,734
<i>" Pacific "</i>	26,704	..	39,453	35,420	26,347	1,63,375	..	2,63,437	2,27,636	1,69,701
Other Foreign Countries	..	95	..	306	5	..	920	..	1,393	30
TOTAL FOREIGN COUNTRIES	394,197	297,639	401,251	383,932	290,330	32,53,496	20,86,723	26,63,894	25,71,623	19,07,036
Share of Bengal	404,936	243,131	365,693	353,172	273,753	32,70,337	19,73,373	24,93,65	23,73,643	18,33,324
<i>" Bombay</i>	36,716	29,123	39,927	31,330	39,924	3,17,994	3,25,146	3,39,179	3,39,362	3,17,997
<i>" Sind</i>	340	1,333
<i>" Madras</i>	379	515	1,633	631	305	9,599	6,319	12,334	5,333	3,319
TOTAL	442,691	312,819	406,353	390,123	309,422	35,97,460	22,07,329	27,08,523	26,13,243	20,47,566
Rags and other materials (II. F)—	<i>Cwts.</i>	<i>Cwts.</i>	<i>Cwts.</i>	<i>Cwts.</i>	<i>Cwts.</i>					
United Kingdom (including Channel Islands)	22	30	35	300	22	1,031	1,050	1,203	9,741	734
TOTAL FOREIGN COUNTRIES	18	261	..
Share of Bengal	22	30	35	300	22	1,031	1,050	1,203	9,741	734
<i>" Bombay</i>	18	261	..
TOTAL	22	30	35	318	22	1,031	1,050	1,203	10,002	734
Total Paper making materials—	<i>Cwts.</i>	<i>Cwts.</i>	<i>Cwts.</i>	<i>Cwts.</i>	<i>Cwts.</i>					
BRITISH EMPIRE	48,516	15,160	5,137	6,341	19,114	3,40,045	1,22,133	45,842	56,361	1,41,214
FOREIGN COUNTRIES	394,197	297,639	401,251	384,000	290,330	32,53,496	20,86,723	26,63,894	25,71,634	19,07,036
TOTAL	442,713	312,849	406,388	390,341	309,444	35,93,541	22,08,856	27,09,736	26,28,245	20,48,300
Paraffin wax (III. U)—	<i>Tons</i>	<i>Tons</i>	<i>Tons</i>	<i>Tons</i>	<i>Tons</i>					
United Kingdom (including Channel Islands)	2	7	15	12	7	2,421	7,533	10,846	10,679	3,260
Straits Settlements	12	19	14	9	3	6,227	3,315	5,370	3,361	333
Canada—	17	5,691	..
<i>Via Atlantic Coast</i>	17	5,691	..
Other British Possessions	3	9	2	633	33
TOTAL BRITISH EMPIRE	14	26	29	41	10	8,648	15,912	16,217	20,419	4,226

No. 10—continued

ARTICLES AND COUNTRIES OF CONSIGNMENT; ALSO SHARE OF EACH PROVINCE	QUANTITY					VALUE				
	1931-32	1932-33	1933-34	1934-35	1935-36	1931-32	1932-33	1933-34	1934-35	1935-36
Paraffin wax (III. U)—petroleum										
U. S. S. R.—Northern	16	5,141	..
Germany	15	1	8	8	..	5,326	599	4,923	1,350	47
Sumatra	9	53	66	80	201	2,262	10,116	11,215	16,278	58,67
Java	1	1	..	88	145	489	319	..	5,308	14,16
Egypt	25	6,487	..
United States of America—										
Via Atlantic Coast	492	102	209	90	418	1,04,392	29,441	61,189	27,757	78,33
" Pacific "	18	2,19
Other Foreign Countries	10	6	..	2	1	4,896	2,481	205	485	32
TOTAL FOREIGN COUNTRIES	517	163	288	258	778	1,17,365	42,956	77,482	62,706	1,49,16
Share of Bengal	136	..	65	79	269	37,020	..	19,553	36,209	41,56
" Bombay	269	103	113	43	243	62,452	29,677	31,746	13,987	68,91
" Sind	..	1	7	38	1	498	138	4,362	5,500	14
" Madras	46	3	43	69	189	11,133	362	14,348	19,408	21,87
" Burma	80	84	84	65	86	24,800	28,641	23,090	18,728	23,09
TOTAL	531	189	312	294	788	1,26,013	58,968	93,699	88,125	1,58,39
Perfumery (not being perfumed spirits) (III. U)—										
United Kingdom (including Channel Islands)	14,308	25,059	15,201	6,071	12,71
Aden and Dependencies	3,092	3,174	6,610	7,934	4,17
Straits Settlements	64,552	69,876	49,310	39,309	49,77
Hongkong	27,018	23,627	46,465	26,383	20,65
Other British Possessions	2,584	1,497	5,639	3,934	24
TOTAL BRITISH EMPIRE	1,11,554	1,23,242	1,17,173	83,631	87,56
Germany	38,309	40,697	12,988	4,072	3,78
Netherlands	37,371	49,101	33,269	2,612	1,70
France	19,594	29,479	12,034	858	9,61
Switzerland	5,174	10,384	5,028	597	95
Iran	1,02,660	1,13,310	78,539	80,938	57,59
China (exclusive of Hongkong and Macao)	2,180	6,577	8,524	17,714	10,23
Japan	196	1,291	6,566	5,126	6,14
Egypt	12	1,200	7,50
Other Foreign Countries	4,474	4,057	3,825	4,412	3,78
TOTAL FOREIGN COUNTRIES	2,09,958	2,55,473	1,55,780	1,17,524	1,01,311
Share of Bengal	37,371	53,179	51,629	38,590	37,366
" Bombay	1,16,994	1,14,440	76,534	31,671	72,37
" Sind	98,044	1,32,764	69,910	23,122	23,49
" Madras	35,090	53,440	42,745	18,618	22,60
" Burma	34,113	34,892	32,136	34,114	23,53
TOTAL	3,21,512	3,78,715	2,72,953	2,01,155	1,88,878
Pitch and Tar—										
Coal-tar and Pitch (III. U)—										
United Kingdom (including Channel Islands)	33,345	26,682	26,059	35,155	29,791	1,66,364	1,39,314	1,20,219	1,43,381	1,16,451
Other British Possessions	25	243	979	226	44	183	790	3,633	831	233
TOTAL BRITISH EMPIRE	33,370	26,925	27,039	35,381	29,835	1,66,547	1,40,104	1,23,852	1,44,212	1,16,687
Japan	25,901	33,904	122,731	62,755	42,120	36,594	2,33,749	3,16,101	1,51,842	93,190
United States of America—										
Via Atlantic Coast	680	..	36	463	4,325	5,471	..	676	4,426	15,452
Other Foreign Countries	556	240	900	1,610	690	6,317	1,942	7,123	3,715	4,672
TOTAL FOREIGN COUNTRIES	26,937	34,144	123,637	64,228	47,564	98,382	2,35,591	3,23,899	1,54,989	1,18,314

GENERAL IMPORTS

(332)

No. 10—continued

ARTICLES AND COUNTRIES OF CONSIGNMENT; ALSO SHARE OF EACH PROVINCE	QUANTITY					VALUE				
	1931-32	1932-33	1933-34	1934-35	1935-36	1931-32	33	1933-34	1934-35	1935-36
						₹	₹	₹	₹	₹
Pitch and Tar—continued										
Coal tar and Pitch (III U.)— continued	Cwts.	Cwts.	Cwts.	Cwts.	Cwts.					
Share of Bengal	1,349	43,303	32,386	39,511	18,660	51,576	1,14,055	2,54,858	1,16,105	67,656
" Bombay	32,256	39,622	35,205	35,636	23,560	1,48,478	1,21,170	89,393	87,482	79,710
" Sind	7,247	16,739	6,311	15,096	10,157	22,433	69,387	34,734	67,022	31,478
" Madras	3,678	3,316	19,713	6,274	3,311	12,070	18,127	40,316	19,310	11,136
" Burma	19,177	10,639	14,649	11,292	10,629	53,373	45,946	67,922	54,782	55,929
TOTAL	60,207	113,019	150,705	100,209	77,419	1,64,929	3,75,696	4,47,751	3,09,201	2,25,001
Stockholm tar and Pitch (III. U.)—	Cwts.	Cwts.	Cwts.	Cwts.	Cwts.					
United Kingdom (including Channel Islands)	2,070	2,547	2,817	2,720	2,746	29,932	35,697	41,243	31,927	31,213
Other British Possessions	..	19	..	1	254	9	17	9
TOTAL BRITISH EMPIRE	2,070	2,566	2,817	2,721	2,746	29,932	35,951	41,252	31,944	31,222
Sweden	817	943	1,469	1,808	1,751	8,761	9,738	16,526	16,976	16,977
Other Foreign Countries	127	67	..	66	263	1,234	900	..	594	2,417
TOTAL FOREIGN COUNTRIES	1,044	1,010	1,469	1,869	2,144	10,045	10,638	16,526	17,570	18,394
Share of Bengal	595	1,389	2,114	2,119	1,887	9,328	20,554	29,679	23,544	29,158
" Bombay	1,622	1,656	1,830	1,796	2,222	12,261	16,224	16,412	15,636	22,242
" Sind	..	489	29	5	1	..	122	189	46	43
" Madras	..	54	323	19	29	..	878	1,431	191	263
" Burma	227	627	794	749	651	12,522	2,757	19,195	9,222	6,894
TOTAL	3,114	3,576	4,786	4,699	4,899	29,977	49,559	57,878	49,514	49,516
Total Pitch and Tar—	Cwts.	Cwts.	Cwts.	Cwts.	Cwts.					
United Kingdom (including Channel Islands)	25,415	31,179	29,276	27,885	22,527	1,96,296	1,78,011	1,61,562	1,75,308	1,47,664
Other British Possessions	25	262	979	227	44	183	1,044	3,642	848	245
TOTAL BRITISH EMPIRE	25,440	31,441	30,255	28,112	22,571	1,96,479	1,79,055	1,65,204	1,76,156	1,47,909
Sweden	936	969	1,493	1,841	1,950	8,899	10,128	16,694	17,512	17,636
Japan	25,601	22,904	122,781	62,755	42,221	26,594	2,23,749	2,16,101	1,51,843	98,459
United States of America— Via Atlantic Coast	689	..	36	463	4,825	5,471	..	675	4,426	15,462
Other Foreign Countries	662	281	876	1,638	722	7,463	2,352	6,955	9,778	5,151
TOTAL FOREIGN COUNTRIES	27,281	24,154	125,186	66,697	49,728	1,08,427	2,40,229	2,40,425	1,82,559	1,26,708
Share of Bengal	2,444	45,163	35,440	41,630	20,847	30,664	1,26,799	2,54,535	1,22,949	78,913
" Bombay	39,325	40,127	39,736	29,792	39,191	1,68,329	1,47,664	1,15,306	83,112	1,01,968
" Sind	7,247	17,199	6,321	15,101	10,152	22,422	69,686	24,294	67,027	31,515
" Madras	3,678	3,370	11,941	6,284	3,340	12,070	16,303	42,247	19,211	11,292
" Burma	11,964	10,707	15,446	12,022	11,279	65,994	54,668	68,147	64,670	61,723
TOTAL	68,321	116,595	155,401	1,04,899	82,899	3,04,996	4,22,284	5,05,629	3,58,715	2,84,517
Plants living, including Bulbs and Seed for sowing (II. B)—										
United Kingdom (including Channel Islands)	22,225	25,547	75,623	1,00,765	51,951
Ceylon (excluding Maldives)	2,415	1,837	5,036	2,643	2,162
Straits Settlements	3,762	4,798	5,561	1,319	410
Commonwealth of Australia	6,851	2,879	2,061	4,177	5,464
Other British Possessions	1,523	846	2,527	830	909
TOTAL BRITISH EMPIRE	30,801	35,497	90,708	1,02,735	60,896

No. 10.—continued

ARTICLES AND COUNTRIES OF CONSIGNMENT; ALSO SHARE OF EACH PROVINCE	QUANTITY					VALUE				
	1931-32	1932-33	1933-34	1934-35	1935-36	1931-32	1932-33	1933-34	1934-35	1935-36
Plants, living, including Bulbs and Seed for sowing (II. B)—continued						R	R	R	R	R
Germany	—	—	—	—	—	14,161	18,746	22,325	22,788	16,624
Netherlands	—	—	—	—	—	9,285	8,536	9,598	10,808	11,117
France	—	—	—	—	—	9,882	18,389	11,091	15,338	23,894
China (exclusive of Hongkong and Macao)	—	—	—	—	—	6,929	8,080	8,961	5,662	514
United States of America—										
Via Atlantic Coast	—	—	—	—	—	38,519	45,942	22,231	32,662	27,185
" Pacific "	—	—	—	—	—	10,413	5,008	5,908	2,986	5,210
Other Foreign Countries	—	—	—	—	—	14,966	8,318	11,768	18,688	15,187
TOTAL FOREIGN COUNTRIES	—	—	—	—	—	1,04,175	1,18,019	92,182	1,63,432	99,181
Share of Bengal						17,948	26,424	74,419	1,00,512	48,710
" Bombay	—	—	—	—	—	55,524	92,120	70,875	35,951	94,037
" Sind	—	—	—	—	—	7,774	5,292	13,330	12,971	8,071
" Madras	—	—	—	—	—	3,912	3,411	4,958	6,377	7,350
" Burma	—	—	—	—	—	20,328	31,109	12,248	7,354	1,309
TOTAL	—	—	—	—	—	1,40,976	1,48,426	1,82,890	2,13,165	1,60,077
Polishes—										
Polishes and compositions for application to leather (III. U)—										
United Kingdom (including Channel Islands)	—	—	—	—	—	11,83,243	11,70,331	11,71,100	12,33,507	12,91,894
Other British Possessions	—	—	—	—	—	406	2,051	482	177	38
TOTAL BRITISH EMPIRE	—	—	—	—	—	11,83,649	11,72,382	11,71,672	12,33,684	12,91,932
Germany	—	—	—	—	—	7,126	4,954	2,241	2,891	2,417
Netherlands	—	—	—	—	—	—	—	5,549	41	—
France	—	—	—	—	—	292	28	5,268	5	13
United States of America—										
Via Atlantic Coast	—	—	—	—	—	21,838	20,298	27,799	14,676	10,543
" Pacific "	—	—	—	—	—	71	—	—	—	16
Other Foreign Countries	—	—	—	—	—	1,630	329	2,418	2,418	7,505
TOTAL FOREIGN COUNTRIES	—	—	—	—	—	30,952	31,600	43,267	20,028	20,499
Share of Bengal						3,24,997	3,16,335	3,08,203	2,84,193	3,23,771
" Bombay	—	—	—	—	—	3,93,311	3,72,690	3,97,027	4,03,748	4,08,041
" Sind	—	—	—	—	—	3,64,324	3,86,721	3,66,616	4,42,414	4,43,395
" Madras	—	—	—	—	—	85,889	66,266	73,662	67,535	73,994
" Burma	—	—	—	—	—	65,580	61,809	69,426	50,772	65,230
TOTAL	—	—	—	—	—	12,14,601	12,03,991	12,14,939	12,53,712	13,12,431
Polishes and compositions for application to metals (III. U)—										
United Kingdom (including Channel Islands)	—	—	—	—	—	4,17,343	3,84,838	3,96,433	4,11,556	4,19,453
Other British Possessions	—	—	—	—	—	141	116	1,144	117	2,362
TOTAL BRITISH EMPIRE	—	—	—	—	—	4,17,384	3,85,004	3,97,632	4,11,673	4,21,820

GENERAL IMPORTS

(334)

No. 10—continued

ARTICLES AND COUNTRIES OF CONSIGNMENT; ALSO SHARE OF EACH PROVINCE	QUANTITY					VALUE				
	1931-32	1932-33	1933-34	1934-35	1935-36	1931-32	1932-33	1933-34	1934-35	1935-36
						₹	₹	₹	₹	₹
Polishes—continued										
<i>Polishes and compositions for application to metals (III. U)—continued</i>										
Germany	—	—	—	—	—	7,617	6,819	5,178	7,434	5,211
United States of America—										
<i>Via Atlantic Coast</i>	—	—	—	—	—	23,577	15,541	20,541	14,004	12,438
<i>" Pacific "</i>	—	—	—	—	—	5	10	9	7	..
Other Foreign Countries	—	—	—	—	—	308	1,070	2,500	4,455	2,186
TOTAL FOREIGN COUNTRIES	—	—	—	—	—	21,505	23,540	28,528	26,916	19,635
Share of Bengal										
<i>Share of Bengal</i>	—	—	—	—	—	1,54,055	99,843	1,18,292	1,17,306	1,01,211
<i>" Bombay "</i>	—	—	—	—	—	1,31,908	1,54,316	1,77,883	1,72,116	1,28,699
<i>" Sind "</i>	—	—	—	—	—	20,002	21,272	76,848	76,307	96,234
<i>" Madras "</i>	—	—	—	—	—	41,494	41,027	33,055	41,868	39,452
<i>" Burma "</i>	—	—	—	—	—	36,523	22,228	29,504	24,996	26,291
TOTAL	—	—	—	—	—	4,48,979	4,08,544	4,26,160	4,38,591	4,41,086
Wood Polish (III. U)—										
United Kingdom (including Channel Islands)	—	—	—	—	—	46,416	37,207	98,704	68,867	48,162
Other British Possessions	—	—	—	—	—	6	..
TOTAL BRITISH EMPIRE	—	—	—	—	—	46,416	37,207	98,704	68,873	48,162
United States of America—										
<i>Via Atlantic Coast</i>	—	—	—	—	—	2,545	8,198	12,426	10,718	14,107
<i>" Pacific "</i>	—	—	—	—	—	2	69	87
Other Foreign Countries	—	—	—	—	—	1,144	928	806	1,173	642
TOTAL FOREIGN COUNTRIES	—	—	—	—	—	3,689	9,126	13,234	20,960	14,836
Share of Bengal										
<i>Share of Bengal</i>	—	—	—	—	—	14,762	5,429	26,346	2,376	2,612
<i>" Bombay "</i>	—	—	—	—	—	21,266	29,416	52,222	68,240	42,922
<i>" Sind "</i>	—	—	—	—	—	5,637	5,176	2,262	3,022	2,422
<i>" Madras "</i>	—	—	—	—	—	7,717	7,712	12,091	10,601	4,760
<i>" Burma "</i>	—	—	—	—	—	722	1,222	1,061	5,472	7,229
TOTAL	—	—	—	—	—	50,105	48,973	1,11,948	89,838	61,148
Other sorts (III. U)—										
United Kingdom (including Channel Islands)	—	—	—	—	—	1,68,495	2,26,676	2,61,126	4,20,232	5,76,621
Other British Possessions	—	—	—	—	—	255	2,622	5,122	2,022	552
TOTAL BRITISH EMPIRE	—	—	—	—	—	1,68,750	2,29,298	2,66,248	4,22,254	5,77,174
Germany										
United States of America—										
<i>Via Atlantic Coast</i>	—	—	—	—	—	20,015	60,722	60,955	62,226	79,654
<i>" Pacific "</i>	—	—	—	—	—	611	1,274	567	5,704	300
Other Foreign Countries	—	—	—	—	—	1,416	4,414	5,562	9,654	1,974
TOTAL FOREIGN COUNTRIES	—	—	—	—	—	22,042	66,410	67,084	77,584	81,928

No. 10—continued

ARTICLES AND COUNTRIES OF ORIGIN; ALSO SHARE OF EACH PROVINCE	QUANTITY					VALUE				
	1931-32	1932-33	1933-34	1934-35	1935-36	1931-32	1932-33	1933-34	1934-35	1935-36
	Rs	Rs	Rs	Rs	Rs	Rs	Rs	Rs	Rs	Rs
Polishes—concluded										
Other sorts (III. U)—contd.										
Share of Bengal	—	—	—	—	—	1,16,768	1,99,300	2,78,146	3,10,629	4,68,601
" Bombay	—	—	—	—	—	27,485	23,083	25,318	68,910	70,359
" Sind	—	—	—	—	—	19,659	11,608	10,900	33,463	20,764
" Madras	—	—	—	—	—	11,963	22,361	26,318	66,918	77,359
" Burma	—	—	—	—	—	26,946	25,683	23,667	25,085	34,810
TOTAL	—	—	—	—	—	2,02,871	2,10,935	4,29,589	5,04,005	6,61,893
Total value of Polishes—										
United Kingdom (including Channel Islands)	—	—	—	—	—	18,15,897	18,29,702	20,28,108	21,24,782	23,24,135
Other British Possessions	—	—	—	—	—	802	4,795	6,749	2,328	2,953
TOTAL BRITISH EMPIRE	—	—	—	—	—	18,16,199	18,34,497	20,34,857	21,27,110	23,27,088
Germany	—	—	—	—	—	17,902	17,831	18,772	20,428	10,470
Netherlands	—	—	—	—	—	408	1,000	6,429	151	122
France	—	—	—	—	—	468	1,691	5,340	175	686
Japan	—	—	—	—	—	554	558	8,077	7,769	5,107
United States of America—	—	—	—	—	—	—	—	—	—	—
Vid Atlantic Coast	—	—	—	—	—	77,970	1,10,869	1,20,728	1,11,724	1,16,742
" Pacific "	—	—	—	—	—	685	1,584	578	5,780	353
Other Foreign Countries	—	—	—	—	—	2,280	2,612	2,805	3,064	6,553
TOTAL FOREIGN COUNTRIES	—	—	—	—	—	1,00,357	1,25,946	1,67,729	1,49,031	1,40,039
Share of Bengal	—	—	—	—	—	6,10,613	6,12,717	7,41,592	7,14,504	8,26,800
" Bombay	—	—	—	—	—	5,74,467	6,02,504	7,12,798	7,24,112	7,08,082
" Sind	—	—	—	—	—	4,66,623	4,24,376	4,67,224	5,66,222	5,64,010
" Madras	—	—	—	—	—	1,47,023	1,27,372	1,66,126	1,25,972	1,55,555
" Burma	—	—	—	—	—	1,18,771	1,20,974	1,28,348	1,06,331	1,32,620
TOTAL	—	—	—	—	—	19,16,656	19,70,443	22,02,586	22,86,141	24,77,127
Precious stones and pearls, unset—										
Diamonds* (II. B)—										
United Kingdom (including Channel Islands)	—	—	—	—	—	1,47,724	80,252	51,174	1,37,655	1,40,984
Straits Settlements	—	—	—	—	—	1,379	..	295	6,967	1,19,638
Union of South Africa	—	—	—	—	—	40,214	..	665
Other British Possessions	—	—	—	—	—	326	121	252
TOTAL BRITISH EMPIRE	—	—	—	—	—	1,95,653	80,373	52,687	1,44,622	2,60,622
Germany	—	—	—	—	—	2,969	7,089
Netherlands	—	—	—	—	—	1,20,031	94,984	66,611	1,41,719	1,46,246
Belgium	—	—	—	—	—	28,60,467	68,28,016	55,19,531	33,67,604	26,42,783
France	—	—	—	—	—	51,299	73,846	1,42,888	14,522	44,548
United States of America—	—	—	—	—	—	80,000
Vid Atlantic Coast	—	—	—	—	—
" Pacific "	—	—	—	—	—	15,000
Other Foreign Countries	—	—	—	—	—	93
TOTAL FOREIGN COUNTRIES	—	—	—	—	—	30,31,797	69,96,796	58,09,123	35,26,810	28,55,671

*Inclusive of imports by postal packets referred to Collectors of Customs for assessment.

GENERAL IMPORTS

ARTICLES AND COUNTRIES OF CONSIGNMENT; ALSO SHARE OF EACH PROVINCE	QUANTITY					VALUE				
	1931-32	1932-33	1933-34	1934-35	1935-36	1931-32	1932-33	1933-34	1934-35	1935-36
	Rs	Rs	Rs	Rs	Rs	Rs	Rs	Rs	Rs	Rs
Precious stones and pearls, unset—continued										
<i>Diamonds* (II. B)—continued</i>										
Share of Bengal	—	—	—	—	—	3,56,107	19,60,946	12,70,263	6,84,105	4,67,771
" Bombay	—	—	—	—	—	24,05,321	20,31,607	22,93,376	22,42,124	23,24,351
" Sind	—	—	—	—	—	76,324	12,66,363	2,12,616	1,52,323	91,321
" Madras	—	—	—	—	—	3,64,359	3,66,712	9,93,321	4,04,004	1,24,121
" Burma	—	—	—	—	—	22,379	22,640	1,76,349	1,32,771	1,49,121
TOTAL	—	—	—	—	—	32,27,450	70,77,169	58,61,510	30,71,422	31,21,221
<i>Other precious stones* (II. B)—</i>										
United Kingdom (including Channel Islands)	—	—	—	—	—	57,320	1,12,350	1,30,091	60,429	2,40,121
Ceylon (including Maldives)	—	—	—	—	—	25,691	29,171	24,946	18,640	21,221
Other British Possessions	—	—	—	—	—	2,622	1,762	2,164	1,597	2,221
TOTAL BRITISH EMPIRE	—	—	—	—	—	85,704	1,42,312	1,66,221	79,666	2,62,221
Germany	—	—	—	—	—	1,240	—	4,529	25,217	2,221
Belgium	—	—	—	—	—	4,142	42,679	1,745	15,007	2,221
France	—	—	—	—	—	1,12,490	50,857	50,400	1,12,647	2,221
United States of America—Vid Atlantic Coast	—	—	—	—	—	—	—	12,700	4,000	—
Other Foreign Countries	—	—	—	—	—	1,321	456	4,675	2,919	2,221
TOTAL FOREIGN COUNTRIES	—	—	—	—	—	1,25,312	99,822	74,900	1,61,082	4,62,221
<i>Share of Bengal</i>	—	—	—	—	—	—	—	2,372	4,304	2,221
" Bombay	—	—	—	—	—	52,204	72,229	1,64,499	1,22,970	2,221
" Sind	—	—	—	—	—	4,444	62,422	20	12,719	2,221
" Madras	—	—	—	—	—	22,374	22,256	22,222	14,942	2,221
" Burma	—	—	—	—	—	1,22,524	62,770	22,522	21,224	2,221
TOTAL	—	—	—	—	—	2,11,106	2,37,125	2,40,491	2,39,756	6,22,412
<i>Pearls (II. B)—</i>										
Aden and Dependencies	—	—	—	—	—	9,000	12,000	800	1,200	2,221
Bahrain Islands	—	—	—	—	—	5,45,050	5,46,222	6,61,202	4,16,464	4,04,121
Other British Possessions	—	—	—	—	—	3,590	3,020	4,307	370	1,721
TOTAL BRITISH EMPIRE	—	—	—	—	—	5,58,540	5,62,415	6,66,215	4,18,624	4,06,412
Netherlands	—	—	—	—	—	—	—	10,554	—	—
France	—	—	—	—	—	—	2,040	—	—	2,171
Maskat Territory and Trucial Oman	—	—	—	—	—	4,85,291	4,64,900	6,55,476	5,86,222	5,22,221
Other Native States in Arabia	—	—	—	—	—	17,502	9,800	40,222	57,500	2,221
Japan	—	—	—	—	—	—	—	—	2,222	15,412
United States of America—Vid Atlantic Coast	—	—	—	—	—	—	2,761	2,640	31,722	2,221
" Pacific "	—	—	—	—	—	—	—	884	—	—
Other Foreign Countries	—	—	—	—	—	—	1,500	3,000	2,200	1,000
TOTAL FOREIGN COUNTRIES	—	—	—	—	—	5,02,291	4,87,021	7,12,022	6,30,022	5,52,121

* Inclusive of imports by postal packets referred to Collectors of Customs for assessment.

No. 10—continued

ARTICLES AND COUNTRIES OF CONSIGNMENT; ALSO SHARE OF EACH PROVINCE	QUANTITY					VALUE				
	1931-32	1932-33	1933-34	1934-35	1935-36	1931-32	1932-33	1933-34	1934-35	1935-36
precious stones and pearls, unset —concluded						B	B	B	B	B
Pearls (II. B)—continued										
Share of Bombay	—	—	—	—	—	20,54,844	10,05,681	11,04,274	6,20,591	4,38,742
„ Sind	—	—	—	—	—	3,000	43,725	2,70,716	4,78,092	6,08,141
„ Madras	—	—	—	—	—	3,580	20	204	..	1,726
„ Burma	—	—	—	—	—	10	..	4,102
TOTAL	—	—	—	—	—	10,61,484	10,49,486	18,76,297	10,98,683	10,48,609
Total value of Precious stones and Pearls unset—										
United Kingdom (including Channel Islands)	—	—	—	—	—	2,04,944	1,92,611	1,94,265	1,98,254	3,90,085
Aden and Dependencies	—	—	—	—	—	9,000	13,000	300	1,800	500
Bahrain Islands	—	—	—	—	—	5,46,950	5,47,407	6,61,708	4,16,454	4,94,200
Ceylon (excluding Maldives)	—	—	—	—	—	29,807	32,312	25,403	16,640	23,662
Straits Settlements	—	—	—	—	—	2,841	182	1,902	7,220	1,20,805
Union of South Africa	—	—	—	—	—	46,214	..	965
Other British Possessions	—	—	—	—	—	1,231	589	690	1,535	1,533
TOTAL BRITISH EMPIRE	—	—	—	—	—	8,39,987	7,86,101	8,85,233	6,41,012	10,30,285
Germany	—	—	—	—	—	1,349	..	4,539	28,286	9,953
Netherlands	—	—	—	—	—	1,20,061	94,984	77,165	1,41,700	1,48,921
Belgium	—	—	—	—	—	28,64,600	68,70,695	55,21,277	33,92,611	29,64,997
France	—	—	—	—	—	1,69,789	1,32,543	1,98,288	1,28,375	80,267
Mascat Territory and Trucial Oman	—	—	—	—	—	4,85,391	4,64,900	6,55,476	5,86,239	5,23,276
Other Native States in Arabia	—	—	—	—	—	17,508	9,800	40,228	57,500	3,300
Iran	—	—	—	—	—	..	1,500	7,000	2,200	1,000
Japan	—	—	—	—	—	98	2,388	15,411
United States of America— Via Atlantic Coast	—	—	—	—	—	..	2,781	95,540	35,733	3,031
„ Pacific „	—	—	—	—	—	884	..	15,000
Other Foreign Countries	—	—	—	—	—	1,301	486	875	2,018	6,879
TOTAL FOREIGN COUNTRIES	—	—	—	—	—	36,60,003	75,77,499	65,96,365	43,67,959	37,76,025
Share of Bengal	—	—	—	—	—	3,55,107	19,60,946	12,72,546	6,38,499	4,68,661
„ Bombay	—	—	—	—	—	35,16,969	39,99,877	45,62,149	31,48,035	27,90,607
„ Sind	—	—	—	—	—	34,228	13,77,618	4,89,402	6,49,140	7,10,724
„ Madras	—	—	—	—	—	3,93,813	3,80,289	9,43,311	4,18,952	1,59,061
„ Burma	—	—	—	—	—	1,49,373	1,45,410	2,13,390	1,54,595	6,77,867
TOTAL	—	—	—	—	—	44,09,090	88,68,740	74,81,593	50,09,871	48,06,320
Printing and Lithographing machinery and materials (excluding paper)—										
Printing and Lithographing presses (III. J)—										
United Kingdom (including Channel Islands)	—	—	—	—	—	6,21,510	6,01,071	7,13,140	6,93,376	8,18,918
Other British Possessions	—	—	—	—	—	3,233	515	494	352	60
TOTAL BRITISH EMPIRE	—	—	—	—	—	6,24,743	6,02,486	7,13,634	6,93,728	8,18,978

ARTICLES AND COUNTRIES OF CONSIGNMENT; ALSO SHARE OF EACH PROVINCE	QUANTITY					VALUE				R
	1931-32	1932-33	1933-34	1934-35	1935-36	1931-32	1932-33	1933-34	1934-35	
	R	R	R	R	R	R	R	R	R	
Printing and Lithographing machinery and material (excluding paper)—continued										
<i>Printing and Lithographing presses (III. J)—continued</i>						1,08,668	2,24,881	2,81,160	2,02,040	
Germany	—	—	—	—	—	1,44,531	
Netherlands	—	—	—	—	—	81,064	1,200	7,870	..	
France	—	—	—	—	—	4,123	4,008	10,495	11,950	
Italy (including Fiume)	—	—	—	—	—	1,916	356	12,485	41,600	
Japan	—	—	—	—	—	
United States of America— Via Atlantic Coast	—	—	—	—	—	4,95,874	80,625	6,55,244	6,08,519	
" Pacific "	—	—	—	—	—	
Other Foreign Countries	—	—	—	—	—	1,042	3,863	5,630	1,702	
TOTAL FOREIGN COUNTRIES	—	—	—	—	—	8,43,212	3,14,611	7,75,824	7,57,510	
<i>Share of Bengal</i>	—	—	—	—	—	5,60,322	3,05,013	4,75,208	4,30,871	
" Bombay	—	—	—	—	—	4,20,342	4,92,958	6,17,246	6,24,229	
" Sind	—	—	—	—	—	78,778	40,336	1,11,502	1,62,326	
" Madras	—	—	—	—	—	3,54,872	78,958	2,77,783	1,54,825	
" Burma	—	—	—	—	—	16,820	726	11,481	20,410	
TOTAL	—	—	—	—	—	14,66,955	9,16,907	14,98,958	14,51,206	
<i>Printing type (III. U)—</i>										
United Kingdom (including Channel Islands)	Cwts. 379	Cwts. 478	Cwts. 514	Cwts. 614	Cwts. 729	69,817	71,618	70,311	84,177	U
Other British Possessions	28	20	10	2	27	1,381	2,412	175	20	
TOTAL BRITISH EMPIRE	407	498	524	616	756	70,698	74,025	70,486	84,207	U
Germany	208	227	191	179	303	27,842	33,257	26,191	24,214	
China (exclusive of Hong-kong and Macao)	23	20	19	41	87	922	1,065	1,116	1,084	
United States of America— Via Atlantic Coast	67	45	43	115	111	19,083	14,920	8,000	19,506	
Other Foreign Countries	7	7	4	12	68	647	1,022	1,068	2,271	
TOTAL FOREIGN COUNTRIES	305	299	257	347	654	48,494	50,864	46,372	57,895	
<i>Share of Bengal</i>	173	206	187	247	282	28,125	30,322	21,421	20,254	
" Bombay	314	420	334	303	567	57,153	69,016	51,069	56,194	
" Sind	87	67	131	104	217	12,219	10,322	20,180	16,190	
" Madras	65	67	91	191	107	11,097	12,522	16,807	27,221	
" Burma	63	37	38	118	127	10,597	5,827	4,221	8,422	
TOTAL	712	797	781	968	1,410	1,19,192	1,24,889	1,22,858	1,41,908	
<i>Printers' and Lithographers' ink (III. U)—</i>										
United Kingdom (including Channel Islands)	—	—	—	—	—	4,06,872	4,25,238	5,84,180	5,51,502	
Other British Possessions	—	—	—	—	—	159	1,808	47	164	
TOTAL BRITISH EMPIRE	—	—	—	—	—	4,07,025	4,27,090	5,84,228	5,51,666	

No. 10—continued

ARTICLES AND COUNTRIES OF CONSIGNMENT; ALSO SHARE OF EACH PROVINCE	QUANTITY					VALUE				
	1931-32	1932-33	1933-34	1934-35	1935-36	1931-32	1932-33	1933-34	1934-35	1935-36
Printing and Lithographing machinery and materials (excluding paper)—continued						B	B	B	B	B
Printers' and Lithographers' inks (III. U)—continued										
Denmark	—	—	—	—	—	7,878	10,585	5,957	4,616	5,886
Germany	—	—	—	—	—	1,17,778	1,07,259	98,722	1,17,756	1,47,413
Netherlands	—	—	—	—	—	99,149	23,978	24,688	82,505	11,236
Japan	—	—	—	—	—	459	9,002	4,717	12,092	22,741
United States of America—										
Via Atlantic Coast	—	—	—	—	—	12,423	8,961	9,605	19,751	25,398
" Pacific "	—	—	—	—	—	2,011	848	423	1,412	4,616
Other Foreign Countries	—	—	—	—	—	5,068	725	3,362	4,781	1,060
TOTAL FOREIGN COUNTRIES	—	—	—	—	—	2,44,761	1,61,303	1,45,469	1,92,713	2,18,745
Share of Bengal	—	—	—	—	—	1,13,233	1,32,311	1,52,793	1,27,495	1,35,229
" Bombay	—	—	—	—	—	2,95,404	2,30,494	2,79,770	3,12,951	3,72,769
" Sind	—	—	—	—	—	99,371	96,677	1,14,311	1,26,860	1,39,137
" Madras	—	—	—	—	—	1,22,784	1,07,133	1,12,735	1,39,261	1,55,973
" Burma	—	—	—	—	—	16,089	15,734	19,093	31,811	27,400
TOTAL	—	—	—	—	—	6,51,786	5,89,399	6,79,702	7,46,379	8,61,573
Other materials (III. U)—										
United Kingdom (including Channel Islands)	—	—	—	—	—	3,48,123	3,25,806	3,40,240	4,24,242	5,09,649
Other British Possessions	—	—	—	—	—	3,284	3,041	3,814	1,457	323
TOTAL BRITISH EMPIRE	—	—	—	—	—	3,51,407	3,28,847	3,44,054	4,25,699	5,09,972
Germany	—	—	—	—	—	91,064	82,036	78,793	85,587	1,55,899
Belgium	—	—	—	—	—	2,938	1,856	7,015	6,702	2,843
France	—	—	—	—	—	13,658	8,737	5,982	11,095	1,870
Switzerland	—	—	—	—	—	5,059	7,759	7,279	6,409	3,223
Italy (including Fiume)	—	—	—	—	—	4,798	6,223	824	248	9,517
Japan	—	—	—	—	—	1,792	562	2,264	10,094	23,539
United States of America—										
Via Atlantic Coast	—	—	—	—	—	71,210	36,579	93,762	1,01,682	1,64,091
" Pacific "	—	—	—	—	—	262	15,720	346	596	300
Other Foreign Countries	—	—	—	—	—	9,326	2,368	9,006	1,855	5,432
TOTAL FOREIGN COUNTRIES	—	—	—	—	—	2,00,105	1,61,840	2,10,271	2,24,268	3,66,764
Share of Bengal	—	—	—	—	—	1,54,005	1,79,042	1,19,712	2,44,101	3,72,240
" Bombay	—	—	—	—	—	2,92,469	1,64,799	2,25,074	2,14,101	2,77,377
" Sind	—	—	—	—	—	63,833	57,127	69,759	47,319	56,364
" Madras	—	—	—	—	—	99,307	63,964	1,03,925	99,637	1,42,933
" Burma	—	—	—	—	—	31,953	25,755	35,855	44,759	21,673
TOTAL	—	—	—	—	—	5,51,572	4,90,687	5,54,325	6,49,967	8,76,736
Total value of Printing and Lithographing machinery and materials (excluding paper)—										
United Kingdom (including Channel Islands)	—	—	—	—	—	14,45,832	14,24,623	16,68,377	17,53,297	20,24,009
Other British Possessions	—	—	—	—	—	8,051	7,831	4,530	2,003	4,370
TOTAL BRITISH EMPIRE	—	—	—	—	—	14,53,883	14,32,454	16,72,907	17,55,300	20,28,379

ARTICLES AND COUNTRIES OF CONSIGNMENT; ALSO SHARE OF EACH PROVINCE	QUANTITY					VALUE				1
	1931-32	1932-33	1933-34	1934-35	1935-36	1931-32	1932-33	1933-34	1934-35	
Printing and Lithographing machinery and materials (excluding paper)—continued										
Total value of Printing and Lithographing machinery and materials (excluding paper)—continued										
Denmark	—	—	—	—	—	7,044	10,540	5,908	4,422	
Germany	—	—	—	—	—	4,00,247	4,40,988	4,02,806	5,21,506	
Netherlands	—	—	—	—	—	2,40,020	24,001	23,721	23,620	
Belgium	—	—	—	—	—	2,422	5,580	11,122	6,702	
France	—	—	—	—	—	44,722	9,907	12,362	21	
Switzerland	—	—	—	—	—	5,547	7,750	9,324	6,400	
Italy (including Trieste)	—	—	—	—	—	10,642	10,566	12,172	14,262	
China (excluding Hongkong and Macao)	—	—	—	—	—	1,206	1,278	1,110	2,740	
Japan	—	—	—	—	—	4,127	9,920	10,606	61,320	
United States of America—										
Via Atlantic Coast	—	—	—	—	—	5,08,000	1,41,006	5,74,611	5,40,522	
" Pacific "	—	—	—	—	—	2,272	16,560	769	2,002	
Other Foreign Countries	—	—	—	—	—	10,521	4,272	7,677	4,127	
TOTAL FOREIGN COUNTRIES	—	—	—	—	—	12,25,572	6,82,512	11,77,426	12,22,426	11
Share of Bengal	—	—	—	—	—	4,00,706	6,40,822	7,79,522	2,42,122	1
" Bombay	—	—	—	—	—	10,14,276	9,61,262	11,22,262	12,21,072	11
" Sind	—	—	—	—	—	2,21,024	1,94,472	2,15,722	2,54,212	2
" Madras	—	—	—	—	—	6,27,222	2,00,222	4,11,222	4,22,212	4
" Burma	—	—	—	—	—	75,422	47,222	60,222	1,24,422	5
TOTAL	—	—	—	—	—	27,20,202	21,20,272	26,50,222	29,27,222	20
Prints, Engravings, and Pictures—										
Photographs and Picture postcards (III. U)—										
United Kingdom (including Channel Islands)	—	—	—	—	—	17,227	10,222	21,222	16,222	
Ceylon (excluding Maldives)	—	—	—	—	—	506	747	212	16,222	
Straits Settlements	—	—	—	—	—	10,222	—	161	602	
Commonwealth of Australia	—	—	—	—	—	16,610	20,222	114	102	
Other British Possessions	—	—	—	—	—	670	942	127	1,212	
TOTAL BRITISH EMPIRE	—	—	—	—	—	47,222	42,222	21,222	24,222	
Germany	—	—	—	—	—	16,742	12,207	12,222	11,222	
France	—	—	—	—	—	10,222	2,222	2,722	2,022	
Italy (including Trieste)	—	—	—	—	—	240	1,222	1,222	22,222	
Czechoslovakia	—	—	—	—	—	—	—	—	—	
United States of America—										
Via Atlantic Coast	—	—	—	—	—	20,222	14,222	22,222	20,222	
" Pacific "	—	—	—	—	—	10	11	66	24	
Other Foreign Countries	—	—	—	—	—	524	210	227	1,224	
TOTAL FOREIGN COUNTRIES	—	—	—	—	—	48,274	32,212	48,212	1,20,702	
Share of Bengal	—	—	—	—	—	6,712	22,222	21,222	27,222	
" Bombay	—	—	—	—	—	22,422	17,222	22,222	20,222	
" Sind	—	—	—	—	—	21,722	12,701	11,222	2,222	
" Madras	—	—	—	—	—	2,222	4,222	2,122	2,222	
" Burma	—	—	—	—	—	21,222	2,222	224	2,222	
TOTAL	—	—	—	—	—	90,224	76,000	70,412	1,25,622	

No. 10—continued

ARTICLES AND COUNTRIES OF CONSIGNMENT; ALSO SHARE OF EACH PROVINCE	QUANTITY					VALUE				
	1981-82	1982-83	1983-84	1984-85	1985-86	1981-82	1982-83	1983-84	1984-85	1985-86
						₹	₹	₹	₹	₹
Prints, Engravings, and Pictures— <i>continued</i>										
Others (III. U)—										
United Kingdom (including Channel Islands)	—	—	—	—	—	3,30,899	50,619	91,254	75,011	72,972
Ceylon (excluding Maldives)	—	—	—	—	—	5,447	908	543	849	683
Commonwealth of Australia	—	—	—	—	—	18,254	24,711	243	004	55
Other British Possessions	—	—	—	—	—	8,652	1,926	731	4,918	5,208
TOTAL BRITISH EMPIRE	—	—	—	—	—	3,58,052	78,164	92,771	82,072	78,918
Germany	—	—	—	—	—	29,915	30,785	20,433	30,611	60,470
France	—	—	—	—	—	30,425	21,899	2,886	1,836	2,905
Italy (including Fiume)	—	—	—	—	—	2,896	735	1,577	48,591	5,714
Austria	—	—	—	—	—	12,945	17,257	4,959	11,726	2,389
Turkey, European	—	—	—	—	—	13,400
United States of America—										
Via Atlantic Coast	—	—	—	—	—	16,844	4,12,022	68,041	80,527	20,175
" Pacific "	—	—	—	—	—	31	10	482	24	3,012
Other Foreign Countries	—	—	—	—	—	7,795	2,082	3,108	2,041	2,581
TOTAL FOREIGN COUNTRIES	—	—	—	—	—	94,751	4,74,740	96,481	1,20,496	1,22,005
Share of Bengal	—	—	—	—	—	41,759	4,32,528	50,777	35,819	39,299
" Bombay	—	—	—	—	—	3,76,628	1,11,125	58,225	1,04,815	1,06,751
" Sind	—	—	—	—	—	23,471	12,652	73,186	61,147	36,349
" Madras	—	—	—	—	—	7,599	3,919	5,234	17,973	17,211
" Burma	—	—	—	—	—	3,436	2,620	1,330	2,399	1,912
TOTAL	—	—	—	—	—	4,52,908	5,52,004	1,89,252	2,02,568	2,01,523
Total value of Prints, Engravings, and Pictures—										
United Kingdom (including Channel Islands)	—	—	—	—	—	3,48,086	61,241	1,12,643	92,006	89,617
Ceylon (excluding Maldives)	—	—	—	—	—	6,043	1,655	756	17,417	744
Straits Settlements	—	—	—	—	—	12,481	2,207	541	1,289	3,160
Commonwealth of Australia	—	—	—	—	—	36,864	55,240	357	797	55
Other British Possessions	—	—	—	—	—	2,098	662	468	5,446	2,390
TOTAL BRITISH EMPIRE	—	—	—	—	—	4,05,572	1,21,005	1,14,765	1,18,955	95,966
Germany	—	—	—	—	—	40,558	34,242	34,259	42,400	86,908
France	—	—	—	—	—	40,992	24,891	6,672	9,885	9,562
Italy (including Fiume)	—	—	—	—	—	3,126	2,300	2,858	66,723	5,759
Austria	—	—	—	—	—	12,945	17,855	4,963	11,726	2,341
Czechoslovakia	—	—	—	—	—	5	4	9,623
Turkey, European	—	—	—	—	—	13,400
United States of America—										
Via Atlantic Coast	—	—	—	—	—	37,465	4,26,850	91,980	1,08,973	43,094
" Pacific "	—	—	—	—	—	50	21	548	78	3,023
Other Foreign Countries	—	—	—	—	—	3,374	2,300	3,626	3,471	6,692
TOTAL FOREIGN COUNTRIES	—	—	—	—	—	1,43,525	5,07,959	1,44,900	2,41,265	1,82,402
Share of Bengal	—	—	—	—	—	48,472	4,56,034	72,462	72,875	43,900
" Bombay	—	—	—	—	—	4,10,077	1,28,921	86,612	1,05,771	1,46,285
" Sind	—	—	—	—	—	46,236	25,353	84,533	57,531	45,196
" Madras	—	—	—	—	—	10,748	7,939	13,364	27,221	35,073
" Burma	—	—	—	—	—	34,565	10,717	2,354	4,317	2,849
TOTAL	—	—	—	—	—	5,49,097	6,28,964	2,59,665	3,58,220	2,72,368

GENERAL IMPORTS

ARTICLES AND COUNTRIES OF CONSIGNMENT; ALSO SHARE OF EACH PROVINCE	QUANTITY					VALUE				
	1931-32	1932-33	1933-34	1934-35	1935-36	1931-32	1932-33	1933-34	1934-35	1935-36
						₹	₹	₹	₹	₹
Provisions and Oilman's stores—										
<i>Bacon and Hams (L. E.)—</i>										
United Kingdom (including Channel Islands)	Cwts. 9,611	Cwts. 10,120	Cwts. 11,757	Cwts. 11,688	Cwts. 12,822	8,26,415	7,69,697	9,55,715	8,34,531	9,09,200
Hongkong	166	118	98	92	84	7,566	4,317	8,808	3,495	3,174
Commonwealth of Australia	261	259	577	265	129	25,307	20,242	44,407	19,845	9,084
Other British Possessions	25	16	34	87	41	2,251	1,798	4,299	5,288	2,871
TOTAL BRITISH EMPIRE	10,063	10,508	12,466	12,077	13,076	8,61,539	7,96,054	10,08,229	8,63,159	9,24,240
Denmark	403	839	2,108	2,745	2,587	61,034	65,350	1,67,529	2,11,977	2,05,112
Germany	51	41	59	92	62	6,350	4,140	5,973	7,507	5,401
Netherlands	451	452	536	807	1,270	41,865	37,569	42,469	58,864	95,035
United States of America—										
Via Atlantic Coast	50	48	28	50	12	7,374	4,095	2,658	3,357	673
" Pacific "	9	2	42	1,062	24	..	191	3,279
Other Foreign Countries	40	39	27	55	41	4,091	4,192	2,123	3,877	2,415
TOTAL FOREIGN COUNTRIES	1,004	1,414	2,818	3,761	4,014	1,02,276	1,16,271	2,20,757	2,85,773	3,11,915
Share of Bengal	4,493	4,599	4,799	5,103	3,979	4,07,979	3,67,726	3,93,563	3,95,649	4,07,347
" Bombay	1,573	2,225	4,475	4,654	3,594	1,39,344	1,67,274	2,59,745	3,13,071	3,62,201
" Mad	2,071	2,233	2,791	2,346	2,397	1,74,263	1,68,847	2,03,865	1,98,813	2,05,035
" Madras	1,393	1,312	1,720	1,554	1,773	1,09,853	95,447	1,35,323	1,13,161	1,30,544
" Burma	1,622	1,643	1,503	1,631	1,637	1,41,379	1,23,021	1,26,475	1,30,223	1,31,078
TOTAL	11,067	11,922	15,234	15,338	17,090	9,63,815	9,12,325	12,28,986	11,48,932	12,36,255
Miscellaneous (L. E.)—										
United Kingdom (including Channel Islands)	Cwts. 27,117	Cwts. 26,068	Cwts. 29,463	Cwts. 32,992	Cwts. 34,296	26,73,739	25,12,359	26,60,937	28,76,907	30,11,936
Irish Free State (a)	—	—	93	336	656	—	—	10,195	43,034	71,133
Straits Settlements	6,949	8,337	8,062	11,804	17,137	1,96,906	2,18,455	1,82,409	2,63,614	3,81,707
Hongkong	3	3	379	1,370	1,091	175	158	19,632	80,195	42,324
Commonwealth of Australia	515	458	513	413	484	33,703	23,893	34,377	23,210	27,768
Other British Possessions	109	114	34	29	36	6,742	6,880	1,831	1,959	4,237
TOTAL BRITISH EMPIRE	34,693	35,030	38,544	47,499	53,500	29,11,265	27,67,275	29,09,431	32,89,969	35,89,205
Netherlands	493	467	294	223	162	40,334	44,414	25,072	20,626	15,029
Belgium	311	91	133	45	53	17,945	4,907	7,936	3,405	3,530
Japan	3	22	161	259	477	259	603	7,034	10,164	20,113
United States of America—										
Via Atlantic Coast	135	14	55	61	40	15,393	1,645	4,923	3,949	4,723
" Pacific "	1	125	..	22	..	12
Other Foreign Countries	73	73	126	156	173	4,337	5,994	9,005	9,433	9,630
TOTAL FOREIGN COUNTRIES	1,071	637	769	749	919	73,093	57,564	54,031	47,632	53,092

(a) Separately shown from 1933-34.

No. 10—continued

ARTICLES AND COUNTRIES OF CONSIGNMENT; ALSO SHARE OF EACH PROVINCE	QUANTITY					VALUE				
	1931-32	1932-33	1933-34	1934-35	1935-36	1931-32	1932-33	1933-34	1934-35	1935-36
Provisions and Oilman's stores— continued						B	B	B	B	B
Biscuits and Cakes (I. E)— continued	Cwts.	Cwts.	Cwts.	Cwts.	Cwts.					
Share of Bengal	7,198	6,027	7,195	7,070	7,465	6,32,436	5,14,179	6,02,716	6,57,108	6,39,955
" Bombay	4,134	4,051	6,074	5,150	5,461	4,07,882	3,60,008	5,99,897	6,89,860	7,35,799
" Sind	4,179	4,022	4,846	5,205	5,842	3,98,284	3,78,605	3,96,519	4,50,575	4,83,140
" Madras	5,636	6,106	6,312	7,335	8,030	6,11,443	5,54,038	6,37,620	6,85,813	6,54,492
" Burma	14,647	16,451	14,080	19,588	24,921	10,52,113	9,28,009	7,90,711	9,52,168	10,78,920
TOTAL	35,704	35,717	39,513	48,248	54,719	29,90,268	28,24,839	29,68,462	33,36,601	35,92,297
Butter (including canned) (I. E)—	Cwts.	Cwts.	Cwts.	Cwts.	Cwts.					
United Kingdom (including Channel Islands)	1,542	1,821	1,998	1,745	1,809	2,23,389	2,37,832	2,28,265	1,79,110	1,81,600
Ceylon (excluding Maldives)	144	48	39	142	243	23,280	6,514	5,162	13,030	20,215
Straits Settlements	19	6	10	3	533	3,386	1,089	1,691	2,835	8,608
Union of South Africa	24	28	19	18	77	3,392	2,710	2,216	1,857	6,291
Commonwealth of Australia	843	1,150	2,032	2,951	3,695	1,26,322	1,69,442	2,31,124	2,95,787	3,37,562
New Zealand	587	484	493	876	1,187	92,315	79,655	55,270	89,148	1,09,947
Other British Possessions	7	24	42	32	25	781	2,108	2,535	1,007	2,249
TOTAL BRITISH EMPIRE	3,166	3,556	4,618	5,767	7,469	4,72,965	4,90,350	5,26,265	5,82,774	6,66,472
Denmark	200	154	227	195	208	45,705	26,709	31,098	23,332	26,954
Germany	16	247	246	2,528	19,319	12,508	8
United States of America— Via Atlantic Coast	107	6	2	..	10	18,064	578	305	72	279
" Pacific	9	3	..	1,487	..	30	207	12
Other Foreign Countries	28	40	12	54	21	4,226	3,335	1,339	4,761	1,981
TOTAL FOREIGN COUNTRIES	404	216	483	498	289	69,492	33,150	52,081	40,880	29,234
Share of Bengal	1,799	1,789	2,076	2,468	2,817	2,65,767	2,47,135	2,59,747	2,43,733	2,57,382
" Bombay	308	401	1,008	1,476	1,433	35,088	37,752	30,619	1,07,471	1,22,978
" Sind	11	56	153	29	31	1,454	5,965	12,610	3,599	2,350
" Madras	541	592	777	936	1,310	82,394	86,690	86,969	91,124	1,07,023
" Burma	911	934	1,092	1,362	1,619	1,51,186	1,45,907	1,45,401	1,78,713	2,06,463
TOTAL	3,570	3,772	5,106	6,265	7,703	5,42,897	5,23,500	5,78,346	6,23,654	6,95,706
Canned and bottled provisions (not specified elsewhere)—	Cwts.	Cwts.	Cwts.	Cwts.	Cwts.					
Canned or bottled fruits (I. E)—										
United Kingdom (including Channel Islands)	1,430	1,698	3,333	3,149	2,998	95,681	1,09,210	1,34,655	1,75,130	1,64,115
Straits Settlements	8,739	11,976	16,810	23,276	17,643	1,24,774	1,32,389	1,67,322	2,38,253	1,97,307
Hongkong	2,607	1,865	1,448	2,217	1,877	56,180	34,653	29,320	42,077	34,074
Commonwealth of Australia	1,318	3,579	4,249	3,292	3,024	42,855	1,24,374	1,38,361	93,403	93,127
Other British Possessions	187	320	274	203	173	3,724	9,618	6,379	4,716	5,594
TOTAL BRITISH EMPIRE	14,287	18,706	25,614	32,137	25,715	3,23,144	4,10,944	5,36,037	5,53,578	4,94,217

GENERAL IMPORTS

(344)

No. 10—continued

ARTICLES AND COUNTRIES OF CONSIGNMENT; ALSO SHARE OF EACH PROVINCE	QUANTITY					VALUE				
	1931-32	1932-33	1933-34	1934-35	1935-36	1931-32	1932-33	1933-34	1934-35	1935-36
Provisions and Oilman's stores— continued										
Canned and bottled provisions (not specified elsewhere)— continued										
Canned or bottled fruits (I. B)—continued	<i>Cwts.</i>	<i>Cwts.</i>	<i>Cwts.</i>	<i>Cwts.</i>	<i>Cwts.</i>					
France	223	144	136	100	106	10,202	16,411	21,136	18,778	12,122
Italy (including Fiume)	308	345	475	544	518	12,487	12,057	17,423	22,121	21,561
China (exclusive of Hongkong and Macao)	919	632	538	168	120	19,274	16,592	12,169	3,671	2,104
Japan	26	5	107	222	425	478	696	1,898	4,975	8,022
United States of America—										
<i>Via Atlantic Coast</i>	704	400	584	658	1,797	27,022	19,570	28,508	28,484	60,704
<i>" Pacific "</i>	6,192	6,199	10,137	12,420	14,358	2,74,670	3,00,111	3,74,058	4,51,804	5,14,279
Other Foreign Countries	39	93	101	201	248	2,902	6,174	5,271	7,309	9,050
TOTAL FOREIGN COUNTRIES	8,411	7,824	12,128	14,409	17,572	3,67,041	3,71,620	4,60,467	5,37,226	6,28,808
Share of Bengal	3,738	4,655	7,595	8,945	9,759	1,66,193	2,12,417	2,66,316	2,39,485	2,39,742
<i>" Bombay</i>	<i>1,777</i>	<i>2,211</i>	<i>3,452</i>	<i>3,489</i>	<i>11,607</i>	<i>42,796</i>	<i>53,460</i>	<i>1,35,332</i>	<i>1,69,270</i>	<i>2,57,953</i>
<i>" Sind</i>	<i>6,878</i>	<i>6,918</i>	<i>3,301</i>	<i>10,700</i>	<i>6,770</i>	<i>1,66,934</i>	<i>1,74,522</i>	<i>1,89,898</i>	<i>2,25,380</i>	<i>1,94,277</i>
<i>" Madras</i>	<i>2,982</i>	<i>5,917</i>	<i>7,531</i>	<i>8,842</i>	<i>6,413</i>	<i>92,281</i>	<i>1,62,322</i>	<i>1,85,938</i>	<i>2,02,117</i>	<i>1,70,165</i>
<i>" Burma</i>	<i>7,223</i>	<i>5,331</i>	<i>5,863</i>	<i>8,517</i>	<i>3,733</i>	<i>2,15,001</i>	<i>1,69,347</i>	<i>1,68,411</i>	<i>2,04,552</i>	<i>2,10,888</i>
TOTAL	22,648	26,532	37,742	46,546	43,287	6,90,205	7,82,564	9,96,494	10,90,804	11,23,025
Tinned or canned fish (I. B)—	<i>Cwts.</i>	<i>Cwts.</i>	<i>Cwts.</i>	<i>Cwts.</i>	<i>Cwts.</i>					
United Kingdom (including Channel Islands)	3,249	4,037	4,906	3,827	4,490	2,43,533	2,47,164	2,90,950	2,54,926	2,80,380
Straits Settlements	1,242	330	423	76	77	38,597	11,850	12,356	3,137	2,612
Hongkong	291	471	359	330	164	9,898	17,167	14,291	10,744	5,676
Canada—										
<i>Via Atlantic Coast</i>	370	75	540	769	654	10,634	2,874	15,301	23,902	22,268
<i>" Pacific "</i>	1,042	1,329	1,448	2,462	3,232	31,370	47,635	41,697	74,295	91,074
Other British Possessions	3	32	10	22	56	441	1,284	1,828	1,101	3,300
TOTAL BRITISH EMPIRE	6,197	6,274	7,771	7,476	8,682	3,29,467	3,27,524	3,76,432	3,68,075	4,05,499
U. S. S. R.—										
Northern	195	95	95	58	..	6,080	2,325	4,456	4,717
Southern	116	13	22	3,143	700	2,619
Pacific Ports (in Asia)	13	..	65	499	..	3,116
Norway	421	1,044	1,288	1,067	1,290	25,077	52,115	67,011	54,473	67,444
Germany	6	88	62	37	34	535	6,158	6,188	5,797	8,073
France	242	220	99	95	183	16,936	13,152	14,717	13,429	14,733
Portugal (including Azores and Madeira)	77	1,237	364	938	1,044	3,955	43,219	16,711	84,842	33,218
Italy (including Fiume)	64	40	89	74	54	4,227	3,223	7,169	7,221	8,025
China (exclusive of Hongkong and Macao)	137	174	492	984	181	9,608	11,200	20,060	14,474	12,067
Japan	80	1,150	12,151	32,918	49,472	4,385	19,662	2,12,325	4,70,312	7,44,613
United States of America—										
<i>Via Atlantic Coast</i>	75	85	266	190	209	2,580	4,793	9,773	7,444	9,194
<i>" Pacific "</i>	12,470	13,269	3,565	2,674	2,779	3,23,726	3,81,000	1,06,580	91,759	1,03,790
Other Foreign Countries	38	97	221	219	14	2,048	3,331	8,183	8,141	3,143
TOTAL FOREIGN COUNTRIES	18,610	17,599	18,822	39,304	55,405	3,39,716	5,47,439	4,74,681	7,12,548	10,11,302

No. 10—continued

ARTICLES AND COUNTRIES OF CONSIGNMENT; ALSO SHARE OF EACH PROVINCE	QUANTITY					VALUE				
	1931-32	1932-33	1933-34	1934-35	1935-36	1931-32	1932-33	1933-34	1934-35	1935-36
						R	R	R	R	R
Provisions and Oilman's stores— continued										
<i>Canned and bottled provisions (not specified elsewhere)— continued</i>										
<i>Tinned or canned fish (I. E.)— continued</i>	<i>Cwts.</i>	<i>Cwts.</i>	<i>Cwts.</i>	<i>Cwts.</i>	<i>Cwts.</i>					
<i>Share of Bengal</i>	2,152	3,133	3,347	3,589	4,417	1,22,004	1,65,041	1,73,959	1,70,446	2,03,093
<i>Bombay</i>	304	555	2,106	2,015	3,083	11,540	24,773	30,032	37,034	1,38,547
<i>Sind</i>	2,799	2,780	2,757	3,052	3,447	1,44,933	1,38,255	1,34,500	1,47,563	1,53,821
<i>Madras</i>	1,223	1,183	1,704	2,040	1,722	67,153	61,987	78,960	86,312	74,669
<i>Burma</i>	13,329	10,322	10,180	36,084	51,618	3,70,552	4,84,892	3,63,156	5,83,263	8,40,666
TOTAL	10,807	23,873	26,598	46,780	64,087	7,28,192	8,74,003	8,51,116	10,80,623	14,10,301
Vegetable products (vegetable gri, vegetable fat, etc.) (I. E.)—	<i>Cwts.</i>	<i>Cwts.</i>	<i>Cwts.</i>	<i>Cwts.</i>	<i>Cwts.</i>					
<i>United Kingdom (including Channel Islands)</i>	641	450	211	181	364	20,664	18,612	8,297	6,932	15,521
<i>Other British Possessions</i>	..	34	..	2	8	81	1,165	..	99	260
TOTAL BRITISH EMPIRE	641	484	211	183	372	20,745	19,777	8,297	7,031	15,781
Denmark	11,778	5,662	86	746	545	4,17,965	1,79,203	300	15,890	13,629
Germany	12,552	3,430	444	235	39	4,80,755	1,24,335	19,754	9,879	1,524
Netherlands	79,251	25,515	1,749	2,204	2,629	28,63,701	9,77,259	66,603	81,950	94,594
Belgium	6,718	1,214	..	11	111	2,28,212	35,502	..	501	3,917
France	5,561	10	..	9	..	2,07,368	423	..	497	..
Japan	..	338	122	1,318	1,438	..	8,498	2,510	19,316	34,885
Philippines	174	..	57	59	8	5,557	..	3,211	786	93
Other Foreign Countries	179	11	30	7	7	6,344	723	1,633	368	450
TOTAL FOREIGN COUNTRIES	116,208	34,175	2,438	4,639	4,772	42,14,892	13,25,048	94,871	1,28,393	1,40,097
<i>Share of Bengal</i>	19,362	2,876	347	975	1,135	6,76,129	96,553	27,266	37,923	40,269
<i>Bombay</i>	40,162	13,703	1,310	2,063	1,023	14,07,325	7,32,685	48,337	47,607	31,157
<i>Sind</i>	17,345	3,852	77	306	362	5,55,254	1,12,773	3,231	10,934	16,329
<i>Madras</i>	29,379	6,399	99	539	643	11,42,187	2,13,103	3,494	14,331	21,101
<i>Burma</i>	10,101	5,039	316	929	1,931	3,70,343	1,90,246	10,340	25,229	55,622
TOTAL	116,349	36,059	2,849	4,772	5,144	42,41,637	13,45,725	1,08,108	1,35,924	1,64,878
Other (I. E.)—	<i>Cwts.</i>	<i>Cwts.</i>	<i>Cwts.</i>	<i>Cwts.</i>	<i>Cwts.</i>					
<i>United Kingdom (including Channel Islands)</i>	59,159	35,527	41,405	42,951	45,185	38,22,712	33,25,094	22,14,687	22,39,888	23,05,313
<i>Palestine</i>	493	1,068	1,113	1,414	1,119	80,169	47,123	41,745	53,585	44,067
<i>Ceylon (excluding Maldives)</i>	68	80	87	80	194	6,214	6,225	1,732	4,088	4,660
<i>Straits Settlements</i>	2,148	1,355	494	442	444	35,876	22,808	11,651	11,645	12,941
<i>Hongkong</i>	2,875	2,283	2,002	2,082	1,353	60,988	39,315	46,053	49,761	30,284
<i>Union of South Africa</i>	421	290	357	493	333	24,588	16,915	13,574	25,211	12,474
<i>Kenya Colony</i>	125	123	119	32	2	6,261	7,428	3,761	2,169	116
<i>Canada— Via Atlantic Coast</i>	49	402	839	280	574	8,201	14,675	11,644	10,617	22,495
<i>Pacific</i>	554	792	193	216	98	17,325	23,085	6,017	6,734	3,352
<i>Commonwealth of Australia</i>	5,637	7,311	4,683	4,790	4,854	1,08,246	2,35,891	1,40,433	1,40,574	1,51,008
<i>New Zealand</i>	50	88	181	75	69	2,478	1,301	3,436	4,350	2,982
<i>Other British Possessions</i>	116	100	50	39	13	7,329	4,455	2,814	2,643	1,186
TOTAL BRITISH EMPIRE	71,904	79,413	60,969	52,894	54,193	40,15,878	37,44,160	25,12,010	25,49,615	26,81,603

GENERAL IMPORTS

(346)

No. 10—continued

ARTICLES AND COUNTRIES OF CONSIGNMENT; ALSO SHARE OF EACH PROVINCE	QUANTITY					VALUE				
	1931-32	1932-33	1933-34	1934-35	1935-36	1931-32	1932-33	1933-34	1934-35	1935-36
						B	B	B	B	B
Provisions and Oilman's stores— continued										
Canned and bottled provisions (not specified elsewhere)— continued	Cwts.	Cwts.	Cwts.	Cwts.	Cwts.					
Others (I. E)—continued										
Norway	116	188	120	49	31	6,082	11,777	6,057	2,724	1,786
Denmark	215	395	335	347	442	19,070	32,611	18,919	20,945	23,557
Germany	593	1,062	276	294	308	26,550	42,540	31,539	24,802	34,480
Netherlands	4,678	4,778	2,445	4,419	2,987	1,86,451	1,61,785	71,701	94,231	85,032
Belgium	6,380	9,484	2,947	5,793	7,938	1,07,375	1,70,173	1,56,062	88,678	1,13,294
France	4,293	6,536	5,111	7,830	2,152	1,53,125	1,99,734	1,96,918	1,77,019	1,28,493
Switzerland	306	222	193	241	190	31,378	23,042	11,493	11,979	13,130
Italy (including Fiume)	3,618	2,714	2,092	2,419	1,966	1,10,560	1,29,708	1,09,512	1,25,130	1,07,632
Austria	39	240	144	126	65	2,110	12,665	6,842	2,521	1,201
Czechoslovakia	1,100	53	11	3	3	14,381	4,939	1,420	874	916
Iraq	90	81	77	192	384	2,651	1,822	1,446	7,172	13,603
Philippines	33	113	233	133	25	1,158	2,370	4,414	5,526
China (exclusive of Hongkong and Macao)	1,363	1,190	993	1,213	1,302	36,350	30,007	24,021	31,253	40,755
Japan	286	713	453	692	562	19,722	22,331	19,500	27,410	21,341
United States of America—										
Via Atlantic Coast	10,916	4,668	3,023	3,725	4,526	5,21,254	2,78,235	1,47,602	1,65,169	1,97,321
" Pacific "	5,338	6,171	4,904	5,579	6,414	2,75,379	3,05,357	2,08,305	2,29,408	2,76,532
Argentine Republic (including the Atlantic Coast of Patagonia)	190	113	436	427	327	9,554	6,009	17,042	9,798	13,122
Other Foreign Countries	292	320	309	430	479	13,709	14,422	15,991	22,106	20,360
TOTAL FOREIGN COUNTRIES	39,812	39,285	31,008	34,017	32,744	15,39,766	14,38,247	10,47,317	10,56,632	11,03,599
Share of Bengal	27,139	27,113	22,305	23,044	26,392	13,32,327	12,91,935	10,33,820	11,15,497	11,39,470
" Bombay	19,115	45,123	23,022	23,900	20,481	26,90,536	23,14,091	10,75,233	10,97,368	10,47,411
" Sind	10,329	12,027	12,350	13,437	14,932	5,98,324	6,11,319	6,17,908	6,37,304	7,08,740
" Madras	16,227	16,334	15,029	15,453	13,742	5,46,684	5,34,303	4,63,214	4,76,953	5,54,104
" Burma	3,398	3,027	6,365	6,077	3,395	3,25,713	4,30,937	3,44,492	2,78,626	2,37,532
TOTAL	111,716	113,699	81,977	86,911	85,942	55,55,584	51,33,007	35,60,427	36,06,248	37,35,207
Cheese (including canned) (I. E)—	Cwts.	Cwts.	Cwts.	Cwts.	Cwts.					
United Kingdom (including Channel Islands)	1,869	1,960	2,397	2,429	2,638	1,63,639	1,93,659	2,13,046	2,07,320	2,14,631
Union of South Africa	33	21	69	38	51	3,729	2,433	5,653	3,121	3,776
Kenya Colony	8	90	32	92	117	739	6,499	4,925	5,543	6,363
Commonwealth of Australia	113	311	533	673	742	12,132	25,549	51,190	52,342	60,001
Other British Possessions	4	9	21	51	12	493	526	1,739	3,334	1,252
TOTAL BRITISH EMPIRE	2,027	2,391	3,152	3,283	3,460	1,80,332	2,27,666	2,76,608	2,72,710	2,86,023
Norway	5	59	120	56	37	599	6,277	13,662	6,501	3,367
Denmark	20	62	105	123	..	2,078	3,340	6,270	7,240
Germany	23	127	65	56	70	2,335	9,270	5,535	4,315	4,161
Netherlands	4,262	5,170	5,291	6,034	5,610	3,40,696	4,06,938	3,37,797	4,17,272	3,37,207
Belgium	44	16	21	22	54	3,043	1,470	1,445	1,469	7,373
France	20	11	64	52	49	2,459	1,619	5,552	6,909	5,371
Switzerland	313	796	799	963	336	39,665	79,967	33,354	96,724	35,490
Italy (including Fiume)	112	237	230	320	266	11,023	24,401	20,013	23,322	24,239
Other Foreign Countries	23	31	17	33	41	1,337	1,465	377	1,390	2,967
TOTAL FOREIGN COUNTRIES	5,312	6,467	6,719	7,641	7,086	4,52,625	5,33,433	5,20,630	5,70,632	4,77,915

No. 10—continued

ARTICLES AND COUNTRIES OF CONSIGNMENT; ALSO SHARE OF EACH PROVINCE	QUANTITY					VALUE				
	1981-82	1982-83	1983-84	1984-85	1985-86	1981-82	1982-83	1983-84	1984-85	1985-86
Provisions and Oilman's stores— continued						R	R	R	R	R
<i>Cheese (including canned (I. E.)—continued</i>	Cwts.	Cwts.	Cwts.	Cwts.	Cwts.					
Share of Bengal	2,301	3,113	2,900	3,212	3,020	2,10,972	2,61,975	2,36,481	2,40,589	2,34,467
" Bombay	1,350	1,676	2,096	3,300	3,328	1,07,568	1,37,686	2,30,175	2,50,844	2,33,218
" Sind	1,495	2,238	2,038	2,922	2,130	1,33,264	1,91,989	1,66,367	1,79,993	1,54,599
" Madras	1,124	1,163	1,191	1,326	1,293	1,08,664	1,07,126	98,794	1,06,014	87,598
" Burma	679	683	746	854	795	63,989	62,375	64,451	65,952	54,578
TOTAL	7,949	8,858	9,871	10,924	10,546	6,39,457	7,61,151	8,07,268	8,43,892	7,64,438
Cocoa and Chocolate (I. E.)—	Cwts.	Cwts.	Cwts.	Cwts.	Cwts.					
United Kingdom (including Channel Islands)	2,206	2,662	2,993	3,590	3,398	1,95,177	2,08,539	2,16,235	2,09,308	2,39,166
Other British Possessions	10	27	3	8	54	411	1,026	229	412	3,051
TOTAL BRITISH EMPIRE	2,216	2,689	2,996	3,598	3,447	1,95,588	2,04,565	2,16,464	2,09,720	2,36,207
Netherlands	417	332	398	528	395	56,491	47,919	47,460	59,218	41,569
Belgium	266	82	78	149	479	14,916	9,874	5,901	7,600	18,017
France	207	98	120	52	18	13,983	5,002	8,558	4,116	426
Switzerland	817	95	186	185	59	63,271	3,567	5,148	8,756	2,313
United States of America—										
<i>Via Atlantic Coast</i>	10	11	20	52	59	907	1,206	1,435	5,118	2,831
" <i>Pacific</i>	—	—	—	—	122	—	—	—	—	3,811
Other Foreign Countries	30	1	24	30	24	4,180	73	990	1,826	1,381
TOTAL FOREIGN COUNTRIES	1,747	619	761	906	1,146	1,53,748	61,661	69,492	86,698	70,323
Share of Bengal	1,378	1,133	1,231	1,303	1,393	1,01,943	75,461	77,916	88,011	82,646
" Bombay	292	645	822	999	1,217	21,838	39,278	63,169	74,964	79,002
" Sind	490	405	432	523	548	38,706	34,158	31,085	37,996	35,827
" Madras	1,043	701	776	1,208	780	1,03,677	73,076	74,672	1,12,620	64,146
" Burma	760	624	498	563	658	83,372	44,253	33,514	42,325	44,850
TOTAL	3,968	3,308	3,767	4,594	4,593	3,49,336	2,66,226	2,85,056	3,56,418	3,06,530
Confectionery (I. E.)—	Cwts.	Cwts.	Cwts.	Cwts.	Cwts.					
United Kingdom (including Channel Islands)	15,131	15,468	17,567	18,934	23,297	12,31,897	12,79,693	14,70,774	15,03,734	17,39,095
Ceylon (excluding Maldives)	77	26	14	4	9	5,463	1,513	1,007	520	581
Straits Settlements	43	54	230	1,369	1,616	2,414	2,046	7,679	30,365	33,376
Hongkong	15	5	160	1,565	2,487	405	221	3,867	32,014	51,704
Other British Possessions	23	27	9	5	87	2,389	1,636	1,082	837	5,843
TOTAL BRITISH EMPIRE	15,289	15,580	18,015	21,877	27,496	12,42,568	12,85,109	14,84,379	15,67,470	18,80,590
Germany	178	106	27	123	62	17,144	8,770	2,724	10,170	6,137
Netherlands	1,437	919	380	178	101	82,169	55,963	25,263	13,762	6,650
Belgium	902	1,029	1,412	814	1,245	46,061	66,804	99,049	44,223	87,584
France	262	331	33	36	68	16,857	25,678	7,741	4,232	4,791
Switzerland	1,625	486	587	89	73	1,45,297	29,867	98,212	7,741	3,101
Italy (including Fiume)	178	119	165	113	112	19,682	14,027	19,494	11,041	12,586
Japan	631	1,034	2,009	3,821	4,395	39,131	42,245	64,693	1,24,614	1,37,488
United States of America—										
<i>Via Atlantic Coast</i>	102	10	66	67	19	10,095	1,465	8,500	3,461	2,099
" <i>Pacific</i>	86	—	7	9	33	3,156	—	559	583	2,457
Other Foreign Countries	70	14	36	73	92	3,778	956	3,222	5,337	4,232
TOTAL FOREIGN COUNTRIES	5,471	4,048	4,772	5,323	6,195	3,85,370	2,43,370	2,65,057	2,25,954	2,73,071
Share of Bengal	5,779	5,849	6,373	6,994	6,759	4,40,636	3,97,793	4,44,225	4,41,349	5,12,076
" Bombay	6,232	5,952	7,659	8,458	11,766	5,36,723	4,52,933	5,81,197	5,86,332	7,40,064
" Sind	3,992	3,520	4,069	4,465	5,660	3,86,389	3,07,531	3,48,973	3,66,779	4,14,228
" Madras	1,747	2,147	2,153	2,107	2,750	1,56,145	1,38,116	1,79,947	1,60,333	2,16,782
" Burma	1,013	2,169	2,523	5,176	6,749	95,565	1,34,094	1,74,694	2,37,532	2,70,532
TOTAL	18,760	19,628	22,787	27,200	33,690	16,25,938	15,80,479	17,49,436	17,92,924	21,53,670

GENERAL IMPORTS

(348)

No. 10—continued

ARTICLES AND COUNTRIES OF CONSIGNMENT; ALSO SHARE OF EACH PROVINCE	QUANTITY					VALUE				
	1931-32	1932-33	1933-34	1934-35	1935-36	1931-32	1932-33	1933-34	1934-35	1935-36
						R	R	R	R	R
Provisions and Oilman's stores— continued										
Farinaceous and patent foods— Farinaceous foods in bulk (I. E.)	Cwts.	Cwts.	Cwts.	Cwts.	Cwts.					
United Kingdom (including Channel Islands)	501	0,454	3,013	260	121	5,002	76,432	20,707	2,822	1,458
Ceylon (excluding Maldives)	1,561	416	..	0	21	11,707	2,531	2	60	168
Straits Settlements	205,414	197,723	217,013	254,672	204,392	19,13,024	15,39,512	15,21,978	18,81,646	19,18,779
Federated Malay States	..	6	62	619	725	..	58	475	5,395	5,738
Hongkong	30,181	24,592	22,495	30,872	29,516	5,26,724	4,89,340	5,59,922	6,87,248	5,61,817
Other British Possessions	25	..	50	..	10	223	..	1,704	13	450
TOTAL BRITISH EMPIRE	237,682	232,221	243,533	286,338	294,785	24,57,670	21,07,882	21,07,878	25,27,184	24,88,410
Germany	851	3,040	4,008	2,738	7,961	6,369	21,225	21,368	18,300	46,270
Netherlands	1,575	871	500	50	930	12,271	7,038	3,942	203	5,852
Belgium	315	548	155	..	1,235	2,686	4,172	982	..	7,238
Java	51,746	65,923	34,433	42,989	21,898	4,75,081	4,19,758	2,28,921	2,81,943	1,34,203
China (exclusive of Hong- kong and Macao)	3,185	2,952	2,319	2,686	1,699	53,135	50,674	46,316	43,311	26,993
Other Foreign Countries	50	124	124	..	81	624	1,020	783	..	3,213
TOTAL FOREIGN COUNTRIES	60,722	73,458	42,189	40,408	33,804	5,55,166	5,03,932	3,02,307	3,43,817	2,23,363
Share of Bengal	145,844	149,312	140,889	146,940	142,800	12,30,316	10,46,543	9,10,316	9,43,965	9,33,597
.. Bombay	66,549	71,997	69,252	82,313	82,849	6,56,232	6,06,652	4,57,927	6,93,542	6,37,640
.. Sind	653	1,316	1,275	902	1,377	7,334	10,627	9,352	7,789	11,733
.. Madras	32,764	34,372	33,591	39,378	41,738	3,03,237	2,54,856	2,42,716	3,10,536	3,20,926
.. Burma	82,394	49,082	60,716	65,713	60,095	7,55,117	6,93,236	7,39,974	9,15,419	3,07,327
TOTAL	298,404	305,679	285,722	335,746	328,589	30,12,836	26,11,914	24,10,185	28,71,001	27,11,778
Milk foods for infants and invalids (wholly or mainly milk) (I. E.)	Cwts.	Cwts.	Cwts.	Cwts.	Cwts.					
United Kingdom (including Channel Islands)	10,041	8,447	8,927	7,178	8,893	19,79,016	16,02,106	14,32,521	11,62,116	14,00,223
Ceylon (excluding Maldives)	27	40	2	5,319	5,896	348	84	181
Commonwealth of Australia	1,187	1,232	1,154	1,454	1,269	2,37,152	2,06,902	1,09,266	1,68,623	2,23,439
New Zealand	..	16	1,457	367	1,022	58,439	15,234	..
Other British Possessions	17	..	1	4,646	19	58	..	109
TOTAL BRITISH EMPIRE	11,272	9,735	11,541	8,999	10,162	22,26,633	18,15,945	16,00,682	13,46,057	16,24,002
Denmark	18	1	..	3	109	2,334	241	..	147	7,508
United States of America— Pac. Atlantic Coast	473	473	284	126	97	66,382	63,277	23,595	17,712	17,195
.. Pacific	6	..	13	3	..	887	..	1,570	384	..
Other Foreign Countries	80	103	189	43	27	7,932	9,635	10,700	3,411	2,242
TOTAL FOREIGN COUNTRIES	572	582	486	175	233	77,585	73,153	40,865	21,654	26,945
Share of Bengal	4,443	3,535	4,132	4,079	5,367	7,30,899	5,53,127	5,26,734	5,43,194	7,31,379
.. Bombay	1,290	1,353	3,631	2,064	398	2,45,634	2,19,630	3,14,406	2,66,195	1,99,707
.. Sind	672	703	437	339	442	1,26,346	1,36,543	1,03,105	90,395	94,303
.. Madras	3,326	2,635	2,529	1,573	1,992	6,97,414	5,63,840	4,26,351	2,37,093	3,34,375
.. Burma	2,114	2,041	1,293	1,069	1,708	4,43,908	4,23,969	2,66,391	1,75,365	2,90,133
TOTAL	11,844	10,317	12,027	9,174	10,395	23,04,218	18,99,098	16,41,497	18,67,711	16,50,947

No. 10—continued

ARTICLES AND COUNTRIES OF CONSIGNMENT; ALSO SHARE OF EACH PROVINCE	QUANTITY					VALUE				
	1931-32	1932-33	1933-34	1934-35	1935-36	1931-32	1932-33	1933-34	1934-35	1935-36
Provisions and Oilman's stores— continued										
Farinaceous and patent foods— continued										
Other sorts (I. E)—										
United Kingdom (including Channel Islands)	Owts.	Owts.	Owts.	Owts.	Owts.	R	R	R	R	R
Straits Settlements	17,148	18,086	25,986	26,114	28,718	14,51,719	18,28,997	20,40,680	22,15,241	23,98,501
Canada—	519	9	10	58	282	12,089	260	427	1,228	8,264
Via Atlantic Coast	..	2,267	5,751	7,970	7,123	..	98,518	2,16,137	2,81,423	2,58,640
" Pacific "	..	18	14	..	682	25	..	812
Commonwealth of Australia	148	162	208	4,748	8,705	6,870
Other British Possessions	118	164	28	28	24	4,890	5,309	870	2,122	434
TOTAL BRITISH EMPIRE	17,785	20,494	31,818	34,327	36,864	14,68,648	14,28,666	22,62,887	25,08,719	26,48,030
Denmark	..	18	62	179	295	..	498	1,969	5,528	8,293
Italy (including Fiume)	138	251	805	1,280	929	8,850	7,096	19,919	20,985	26,532
United States of America— Via Atlantic Coast	8,760	5,870	7,014	6,648	7,276	4,17,626	3,15,172	3,34,118	2,89,494	3,32,382
" Pacific "	8	17	57	39	44	223	936	2,467	1,971	2,662
Other Foreign Countries	291	302	381	382	530	4,426	4,921	9,280	11,731	12,552
TOTAL FOREIGN COUNTRIES	9,192	6,458	8,319	8,478	9,074	4,26,124	3,28,623	3,67,753	3,28,050	3,82,421
Share of Bengal	9,923	9,942	15,149	17,101	17,622	5,71,156	4,68,808	8,42,904	9,37,776	10,42,933
" Bombay	1,124	2,511	6,746	7,511	7,793	95,516	1,36,980	5,04,769	4,92,320	5,09,557
" Sind	5,928	6,856	7,696	7,750	7,666	3,10,015	3,44,712	3,67,036	3,32,747	3,94,624
" Madras	7,187	6,328	7,948	7,717	9,501	7,01,522	5,78,017	7,10,491	7,67,283	8,67,431
" Burma	2,316	2,112	2,698	2,668	2,336	2,10,663	1,69,772	2,04,850	2,17,252	2,15,906
TOTAL	28,977	26,947	40,237	42,805	45,438	18,94,772	17,57,289	26,30,640	28,47,378	30,30,451
Total Farinaceous and patent foods—	Owts.	Owts.	Owts.	Owts.	Owts.					
United Kingdom (including Channel Islands)	37,990	35,937	38,826	39,559	37,727	34,36,687	30,07,485	34,99,998	33,80,179	37,85,182
Ceylon (excluding Maldives)	1,595	500	10	15	40	18,149	9,442	501	284	716
Straits Settlements	208,950	197,732	217,023	254,625	264,674	19,29,706	15,39,772	15,22,406	18,82,874	19,22,152
Federated Malay States	..	6	62	619	725	..	58	475	5,395	5,738
Hongkong	30,189	24,594	22,506	30,875	29,520	5,26,950	4,89,373	5,57,288	6,37,806	5,61,869
Canada—	..	2,267	5,801	7,970	7,133	..	98,518	2,17,841	2,81,423	2,54,099
Via Atlantic Coast
" Pacific "	..	18	14	..	682	25	..	812
Commonwealth of Australia	1,391	1,358	1,302	1,616	1,477	2,40,944	2,10,412	1,14,014	1,77,328	2,30,350
New Zealand	8	20	1,461	886	..	39	..	58,791	17,208	..
Other British Possessions	11	28	1	..	1	526	1,801	109	18	15
TOTAL BRITISH EMPIRE	266,739	262,450	286,992	329,664	341,311	61,52,951	53,52,498	59,71,897	63,81,960	67,60,442
Denmark	18	14	62	182	404	284	789	1,969	5,676	15,801
Germany	967	3,154	4,273	3,821	7,081	10,392	22,623	28,238	22,708	48,401
Netherlands	1,072	921	740	165	1,200	13,667	10,003	8,077	2,558	7,664
Belgium	845	679	207	40	1,260	9,233	6,804	2,669	268	7,636
Switzerland	37	41	28	28	23	4,888	5,094	3,097	3,394	2,569
Italy (including Fiume)	189	251	805	1,280	945	4,152	7,096	19,919	20,985	26,703
Java	54,740	65,923	84,439	42,939	21,898	4,75,154	4,19,770	2,28,060	2,81,943	1,84,335
China (exclusive of Hong- kong and Macao)	3,301	2,982	2,831	2,740	1,790	58,503	51,251	46,692	44,253	28,614
United States of America— Via Atlantic Coast	9,238	6,467	7,422	6,774	7,441	4,84,007	3,79,465	3,63,475	3,07,206	3,52,712
" Pacific "	9	17	70	42	44	1,110	986	4,037	2,355	2,662
Other Foreign Countries	124	44	117	100	126	3,653	2,427	7,992	3,832	5,597
TOTAL FOREIGN COUNTRIES	70,486	80,498	50,994	58,061	43,111	10,58,875	9,06,708	7,10,925	7,94,180	9,92,734
Share of Bengal	160,310	162,439	166,280	168,130	165,779	26,52,341	20,69,478	23,89,004	24,79,635	27,08,409
" Bombay	68,963	75,061	69,629	92,388	91,338	9,97,482	10,22,262	12,77,192	14,52,067	13,46,904
" Sind	7,453	8,374	9,453	9,041	9,505	4,49,695	4,91,781	4,85,043	4,31,431	5,01,316
" Madras	43,276	42,333	44,068	48,663	53,231	17,02,223	13,86,718	13,79,058	13,64,931	16,22,733
" Burma	57,393	58,236	54,711	69,443	64,569	14,09,586	12,88,967	12,01,116	13,08,236	13,13,910
TOTAL	387,225	342,948	337,986	387,235	384,422	72,11,826	62,68,201	66,82,322	70,86,006	73,63,176

GENERAL IMPORTS

(350)

No. 10—continued

ARTICLES AND COUNTRIES OF CONSIGNMENT; ALSO SHARE OF EACH PROVINCE	QUANTITY					VALUE				
	1931-32	1932-33	1933-34	1934-35	1935-36	1931-32	1932-33	1933-34	1934-35	1935-36
Provisions and Oilman's stores—continued										
Ght (I. E)—	<i>Owts.</i>	<i>Owts.</i>	<i>Owts.</i>	<i>Owts.</i>	<i>Owts.</i>	<i>R</i>	<i>R</i>	<i>R</i>	<i>R</i>	<i>R</i>
Tanganyika Territory	131	6,304	18
Other British Possessions	170	98	43	75	119	10,561	6,302	2,750	3,660	5,832
TOTAL BRITISH EMPIRE	301	98	43	75	119	16,925	6,320	2,750	3,660	5,832
Maskat Territory and Trucial Oman	620	243	109	4	91	30,802	11,308	5,164	1,355	3,488
Iraq	442	29	9	43	40	25,487	2,036	602	1,849	1,956
Iran	1,080	88	80	168	93	56,412	2,273	3,952	7,200	3,716
Other Foreign Countries	32	48	35	49	28	1,371	3,132	2,153	847	1,433
TOTAL FOREIGN COUNTRIES	2,114	358	233	264	252	1,14,632	18,739	11,871	11,251	10,598
<i>Share of Bengal</i>	<i>3</i>	<i>24</i>	<i>4</i>	<i>9</i>	<i>40</i>	<i>233</i>	<i>1,694</i>	<i>498</i>	<i>433</i>	<i>1,913</i>
<i>„ Bombay</i>	<i>776</i>	<i>116</i>	<i>133</i>	<i>70</i>	<i>97</i>	<i>51,444</i>	<i>7,785</i>	<i>7,756</i>	<i>3,900</i>	<i>4,914</i>
<i>„ Sind</i>	<i>1,613</i>	<i>307</i>	<i>125</i>	<i>213</i>	<i>195</i>	<i>78,300</i>	<i>15,034</i>	<i>5,783</i>	<i>8,533</i>	<i>7,616</i>
<i>„ Madras</i>	<i>17</i>	<i>4</i>	<i>..</i>	<i>13</i>	<i>26</i>	<i>1,132</i>	<i>320</i>	<i>..</i>	<i>546</i>	<i>1,433</i>
<i>„ Burma</i>	<i>6</i>	<i>6</i>	<i>9</i>	<i>39</i>	<i>13</i>	<i>393</i>	<i>430</i>	<i>586</i>	<i>1,454</i>	<i>555</i>
TOTAL	2,415	456	276	339	371	1,31,557	25,059	14,621	14,911	16,430
Isinglass (I. E)—	<i>Owts.</i>	<i>Owts.</i>	<i>Owts.</i>	<i>Owts.</i>	<i>Owts.</i>					
United Kingdom (including Channel Islands)	10	17	34	28	23	3,776	6,129	6,335	7,188	6,104
Straits Settlements	62	78	66	102	55	11,815	11,802	8,056	12,491	7,913
Hongkong	26	..	12	2	1	6,504	..	1,439	377	152
Other British Possessions	3
TOTAL BRITISH EMPIRE	98	90	112	132	79	22,095	17,934	15,830	19,956	14,259
China (exclusive of Hong-long and Macao)	99	6	3	2	1	21,297	1,131	376	345	213
Japan	244	902	234	746	511	59,046	1,34,630	32,274	80,006	68,276
Other Foreign Countries	4	3	423	3	57	74
TOTAL FOREIGN COUNTRIES	343	912	237	748	512	80,346	1,36,184	32,653	81,308	68,663
<i>Share of Bengal</i>	<i>..</i>	<i>43</i>	<i>30</i>	<i>33</i>	<i>17</i>	<i>..</i>	<i>6,743</i>	<i>3,638</i>	<i>5,335</i>	<i>3,357</i>
<i>„ Bombay</i>	<i>267</i>	<i>666</i>	<i>166</i>	<i>333</i>	<i>309</i>	<i>62,339</i>	<i>92,623</i>	<i>19,023</i>	<i>46,473</i>	<i>47,013</i>
<i>„ Sind</i>	<i>22</i>	<i>23</i>	<i>6</i>	<i>14</i>	<i>10</i>	<i>5,004</i>	<i>4,439</i>	<i>1,379</i>	<i>1,544</i>	<i>2,031</i>
<i>„ Madras</i>	<i>13</i>	<i>3</i>	<i>7</i>	<i>6</i>	<i>14</i>	<i>3,537</i>	<i>1,665</i>	<i>1,302</i>	<i>1,633</i>	<i>2,084</i>
<i>„ Burma</i>	<i>139</i>	<i>257</i>	<i>300</i>	<i>439</i>	<i>341</i>	<i>31,461</i>	<i>43,649</i>	<i>24,306</i>	<i>46,319</i>	<i>29,437</i>
TOTAL	441	1,002	399	880	591	1,02,441	1,54,113	49,483	1,01,264	82,922
Jams and Jellies (I. E)—	<i>Owts.</i>	<i>Owts.</i>	<i>Owts.</i>	<i>Owts.</i>	<i>Owts.</i>					
United Kingdom (including Channel Islands)	6,451	8,950	12,064	11,966	14,160	2,95,235	3,40,322	4,69,082	4,65,310	5,16,792
Commonwealth of Australia	2,273	2,503	4,354	5,150	5,580	90,993	89,918	1,43,133	1,70,194	1,73,320
Other British Possessions	9	72	43	180	92	1,019	2,733	2,336	3,402	3,304
TOTAL BRITISH EMPIRE	8,733	11,525	16,461	17,296	19,832	3,87,297	4,33,523	6,19,551	6,38,906	6,93,916
Netherlands	233	64	3	13	3	6,335	1,609	156	420	275
Other Foreign Countries	54	73	100	193	134	3,355	3,300	4,749	6,323	3,403
TOTAL FOREIGN COUNTRIES	287	137	103	206	137	9,740	7,169	4,905	7,243	3,683

No. 10—continued

ARTICLES AND COUNTRIES OF CONSIGNMENT; ALSO SHARE OF EACH PROVINCE	QUANTITY					VALUE				
	1931-32	1932-33	1933-34	1934-35	1935-36	1931-32	1932-33	1933-34	1934-35	1935-36
	R	R	R	R	R	R	R	R	R	R
Provisions and Oilman's stores— continued										
<i>Jams and jellies (I. E)—contd.</i>	<i>Cwts.</i>	<i>Cwts.</i>	<i>Cwts.</i>	<i>Cwts.</i>	<i>Cwts.</i>					
Share of Bengal	2,284	3,757	4,777	5,232	5,971	1,05,418	1,24,048	1,83,502	1,98,342	2,11,214
„ Bombay	468	1,584	4,502	4,779	5,002	13,789	56,781	1,57,046	1,59,177	1,91,720
„ Sind	2,436	2,685	3,183	2,334	3,524	1,11,716	1,14,431	1,25,597	1,34,721	1,34,487
„ Madras	1,962	1,933	2,504	2,278	2,432	82,965	73,707	94,320	84,931	86,380
„ Burma	1,320	1,705	1,608	1,329	2,090	83,149	71,130	63,791	68,933	79,198
TOTAL	9,020	11,664	16,574	17,502	20,019	3,97,037	4,40,697	6,24,756	6,46,154	7,02,599
Lard (I. E)—	<i>Cwts.</i>	<i>Cwts.</i>	<i>Cwts.</i>	<i>Cwts.</i>	<i>Cwts.</i>					
United Kingdom (including Channel Islands)	248	270	520	513	490	13,623	12,733	27,168	25,305	31,943
Other British Possessions	146	270	184	260	293	4,044	5,268	5,451	5,992	6,894
TOTAL BRITISH EMPIRE	394	540	704	773	693	17,567	18,001	32,619	31,297	38,837
TOTAL FOREIGN COUNTRIES	9	10	305	11	2	509	478	6,210	293	110
<i>Share of Bengal</i>	<i>3</i>	<i>49</i>	<i>325</i>	<i>173</i>	<i>141</i>	<i>211</i>	<i>2,413</i>	<i>12,351</i>	<i>9,337</i>	<i>9,576</i>
„ Bombay	15	42	122	66	33	366	2,163	5,172	3,037	4,515
„ Sind	17	18	49	63	28	1,936	1,253	3,342	3,388	2,234
„ Madras	14	29	33	25	25	408	793	1,501	1,008	1,730
„ Burma	354	413	439	453	418	14,657	12,368	15,963	13,720	20,293
TOTAL	403	550	1,009	784	695	18,076	19,479	33,829	31,590	38,947
Milk, condensed and preserved, including milk cream (I. E)—	<i>Cwts.</i>	<i>Cwts.</i>	<i>Cwts.</i>	<i>Cwts.</i>	<i>Cwts.</i>					
United Kingdom (including Channel Islands)	19,737	20,320	39,154	55,622	90,212	9,45,348	6,17,321	14,45,568	22,44,705	28,61,863
Ceylon (including Maldives)	198	19	3	9	19	10,311	1,055	221	259	361
Straits Settlements	697	317	361	625	377	38,004	7,990	10,480	17,992	25,568
Hongkong	194	..	194	1	..	5,423	27	3,719	15
Canada—										
Via Atlantic Coast	23	1	1,402	..	70	315	26	38,971	..	1,944
„ Pacific „	336	1,055	558	1,093	1,906	8,657	31,178	21,082	27,143	45,501
Commonwealth of Australia	9,335	18,563	15,904	2,473	2,226	5,25,337	3,92,106	6,73,790	1,00,048	85,943
New Zealand	9	29	34	1,997	3,295	331	1,129	1,165	79,549	1,27,034
Other British Possessions	31	26	17	226	71	4,375	1,390	633	7,053	2,046
TOTAL BRITISH EMPIRE	30,416	41,024	57,733	62,344	93,677	15,29,223	15,57,623	21,01,987	24,80,333	31,50,774
Other Foreign Countries										
Norway	5,404	19,636	444	155	236	2,08,540	7,45,331	15,934	5,315	12,839
Denmark	9,568	11,455	11,511	9,790	6,304	2,97,656	3,65,047	3,33,241	2,80,969	1,93,868
Germany	922	219	144	114	315	26,332	8,096	3,906	3,238	3,247
Netherlands	88,157	72,173	83,523	94,113	91,240	20,30,071	16,72,639	17,14,695	17,73,193	17,40,271
Belgium	108	136	1	..	2	3,067	6,051	110	37	162
France	2,171	234	8	1	..	92,974	10,943	336	119	1
Switzerland	31,179	9,764	179	22	54	10,12,332	2,30,333	6,623	1,172	3,993
Italy (including Fiume)	15,533	16,261	16,484	11,204	7,427	3,17,923	2,34,033	2,11,906	1,45,061	1,00,700
Japan	4	98	632	1,507	2,711	413	3,037	15,176	38,999	73,243
United States of America—										
Via Atlantic Coast	1,942	1,007	1,066	930	972	1,03,699	63,907	53,352	31,543	1,02,292
„ Pacific „	407	273	49	345	1,073	12,253	11,220	1,064	26,569	30,904
Other Foreign Countries	59	47	91	13	293	3,160	1,530	2,172	373	3,316
TOTAL FOREIGN COUNTRIES	155,509	131,303	114,137	113,693	110,537	42,03,474	33,52,472	23,50,065	23,56,593	22,70,391

GENERAL IMPORTS

(352)

No. 10—continued

ARTICLES AND COUNTRIES OF CONSIGNMENT; ALSO SHARE OF EACH PROVINCE	QUANTITY					VALUE				
	1931-32	1932-33	1933-34	1934-35	1935-36	1931-32	1932-33	1933-34	1934-35	1935-36
	Cwts.	Cwts.	Cwts.	Cwts.	Cwts.	Rs	Rs	Rs	Rs	Rs
Provisions and Oilman's stores—continued										
<i>Milk, condensed and preserved including milk cream (I. E.)—continued</i>										
Share of Bengal	81,707	23,162	30,018	30,502	19,872	8,22,122	5,74,337	5,00,999	5,21,392	5,76,064
„ Bombay	4,022	4,332	3,317	7,452	3,790	1,63,621	1,52,409	2,70,439	3,06,124	3,52,576
„ Sind	4,086	2,962	4,810	2,924	3,419	1,26,874	95,407	1,22,697	89,734	89,746
„ Madras	14,822	13,761	13,330	16,716	18,241	6,47,956	5,31,138	5,08,252	6,86,690	6,87,574
„ Burma	121,223	127,616	125,625	123,228	152,392	28,26,329	25,80,809	21,42,088	31,63,978	27,12,206
TOTAL	185,025	172,332	171,870	180,942	209,214	67,32,702	49,10,100	45,51,052	48,26,976	54,21,166
Pickles, Chutnies, Sauces, and Condiments (I. E.)—	Cwts.	Cwts.	Cwts.	Cwts.	Cwts.					
United Kingdom (including Channel Islands)	3,026	3,816	5,732	5,804	5,757	3,27,987	3,63,659	5,10,606	4,92,171	5,07,918
Straits Settlements	454	560	551	706	924	14,175	11,489	10,597	16,012	19,276
Hongkong	370	599	996	1,326	1,213	14,889	21,706	38,743	49,340	40,141
Canada—										
Via Atlantic Coast	—	17	531	584	925	—	1,002	31,128	32,391	51,011
„ Pacific „	—	—	—	6	11	—	—	1	461	591
Commonwealth of Australia	—	—	84	270	45	—	—	4,376	10,163	2,228
Other British Possessions	194	183	617	24	311	2,008	1,788	3,828	231	1,815
TOTAL BRITISH EMPIRE	4,044	5,180	8,511	8,320	9,206	3,59,059	3,99,494	5,99,269	6,01,822	6,22,974
China (exclusive of Hongkong and Macao)	565	382	272	203	335	33,416	16,747	18,419	27,926	22,359
Japan	27	96	155	149	213	1,268	2,570	4,447	4,860	7,738
United States of America—										
Via Atlantic Coast	130	15	263	691	814	11,050	2,621	22,226	45,762	54,604
„ Pacific „	14	34	27	78	174	642	2,177	1,666	2,735	7,297
Other Foreign Countries	31	35	65	78	73	1,824	8,354	5,100	6,900	7,144
TOTAL FOREIGN COUNTRIES	707	562	782	1,294	1,609	48,255	27,469	52,458	88,104	99,142
Share of Bengal	780	1,279	2,432	2,821	2,947	31,271	1,12,092	1,33,793	2,21,233	2,19,296
„ Bombay	347	756	1,489	1,023	1,706	45,760	74,464	1,32,616	1,00,364	1,26,348
„ Sind	1,227	1,222	1,679	2,100	2,022	1,25,051	1,14,254	1,40,165	1,62,152	1,59,969
„ Madras	469	624	1,251	623	929	22,225	36,200	59,946	56,222	61,672
„ Burma	1,922	1,845	2,442	2,907	3,146	1,26,297	89,227	1,20,207	1,49,451	1,44,931
TOTAL	4,811	5,742	9,293	9,614	10,816	4,07,214	4,26,063	6,51,727	6,90,022	7,22,116
Vinegar (excluding bottled vinegar) (I. E.)—	Gals.	Gals.	Gals.	Gals.	Gals.					
United Kingdom (including Channel Islands)	17,627	16,528	16,777	12,863	14,029	20,778	18,248	18,576	16,808	16,145
Other British Possessions	797	502	685	1,201	1,922	662	704	806	1,510	1,218
TOTAL BRITISH EMPIRE	18,364	17,090	17,462	14,064	15,991	21,785	18,952	19,382	18,417	17,363
TOTAL FOREIGN COUNTRIES	1,952	2,468	2,061	2,388	2,307	2,707	3,427	3,220	2,526	3,025
Share of Bengal	5,207	4,622	4,306	2,765	2,750	7,116	5,321	4,796	3,945	3,480
„ Bombay	5,991	4,720	5,396	4,671	4,022	6,820	5,894	6,526	6,092	5,208
„ Sind	4,073	3,464	4,452	3,417	3,322	4,202	3,223	4,212	2,799	2,190
„ Madras	3,407	4,322	4,101	3,997	4,004	3,995	4,622	4,297	4,766	4,229
„ Burma	1,628	2,264	2,122	2,597	3,229	2,242	2,299	2,020	2,341	3,951
TOTAL	20,316	19,558	20,422	16,447	17,398	24,442	22,279	22,011	20,943	20,266
Other sorts of provisions (I. E.)—	Cwts.	Cwts.	Cwts.	Cwts.	Cwts.					
United Kingdom (including Channel Islands)	18,614	18,480	10,248	12,795	14,751	7,71,805	7,01,170	7,02,102	8,76,227	9,09,047
Ceylon (excluding Maldives)	1,058	2,491	2,726	2,858	341	59,043	35,326	22,732	10,497	10,996

No. 10—continued

ARTICLES AND COUNTRIES OF CONSIGNMENT; ALSO SHARE OF EACH PROVINCE	QUANTITY					VALUE				
	1981-82	1982-83	1983-84	1984-85	1985-86	1981-82	1982-83	1983-84	1984-85	1985-86
Provisions and Oilman's stores— continued						₹	₹	₹	₹	₹
<i>Other sorts of provisions (I. B)—continued</i>	<i>Owts.</i>	<i>Owts.</i>	<i>Owts.</i>	<i>Owts.</i>	<i>Owts.</i>					
Straits Settlements	1,228	944	989	768	3,519	59,129	28,858	27,108	31,095	50,557
Hongkong	3,008	2,082	1,880	2,720	3,569	72,965	53,194	88,597	57,541	56,126
Canada—										
Via Atlantic Coast	25	80	99	122	158	2,098	541	5,435	5,367	7,593
" Pacific "	7	10	20	394	407	14
Commonwealth of Australia	676	1,116	884	3,361	1,784	19,539	27,825	83,688	90,548	65,970
Other British Possessions	107	62	108	111	113	4,870	2,449	4,148	4,950	7,474
TOTAL BRITISH EMPIRE	19,711	20,195	16,841	28,245	28,385	9,88,949	8,54,848	8,34,197	10,83,812	11,07,777
Norway	704	397	1	4	1	17,481	8,437	77	558	27
Denmark	18,740	83,098	4,519	1,065	87	4,08,301	6,08,079	78,518	15,819	3,140
Germany	427	1,787	4,899	1,286	2,885	32,931	47,213	79,758	38,239	68,910
Netherlands	2,768	3,207	866	1,201	1,833	32,340	47,021	15,647	22,330	40,741
Belgium	488	4,165	3,300	4,774	2,037	10,664	78,362	46,973	86,307	39,142
France	1,099	502	524	1,921	4,398	36,289	24,258	22,186	49,985	98,519
Switzerland	118	51	25	129	54	8,741	3,540	2,416	11,000	4,951
Italy (including Fiume)	878	1,460	1,151	1,015	1,404	48,812	35,142	32,686	28,562	41,048
Czechoslovakia	2,606	4	147	6	12	30,189	207	1,742	270	679
Philippines	18	396	945	1,612	..	738	7,245	19,357	36,595
China (excluding of Hong- kong and Macao)	1,900	1,113	1,029	1,410	1,019	46,258	43,172	32,118	31,057	21,391
Japan	798	8,213	15,553	642	959	26,603	1,25,453	2,03,613	14,294	13,930
United States of America—										
Via Atlantic Coast	2,108	1,753	640	902	783	86,133	69,491	35,819	55,805	48,655
" Pacific "	327	624	14	42	106	10,559	16,810	902	2,422	9,870
Other Foreign Countries	310	404	67	138	327	10,927	7,429	3,930	4,934	9,588
TOTAL FOREIGN COUNTRIES	33,267	50,791	33,111	15,430	17,417	7,96,113	11,71,252	5,62,630	3,75,939	4,42,675
Share of Bengal	16,151	12,992	4,368	3,009	13,074	6,34,511	5,13,569	2,17,739	3,03,094	3,73,540
" Bombay	24,337	50,039	24,365	15,965	18,366	6,57,649	11,04,035	3,09,527	6,70,356	7,39,991
" Sind	1,139	1,175	1,657	1,901	1,836	36,155	54,039	1,04,343	1,10,470	1,29,117
" Madras	5,734	7,916	4,394	5,104	2,166	1,96,506	1,67,620	1,23,195	1,24,536	95,007
" Burma	6,577	4,864	4,373	7,096	5,371	2,90,241	1,36,328	1,33,518	2,44,345	2,12,797
TOTAL	52,978	76,986	49,952	33,675	40,652	17,35,062	20,25,600	13,96,827	14,62,251	15,50,452
Total value of Provisions and Oilman's stores—										
United Kingdom (including Channel Islands)	—	—	—	—	—	1,51,20,696	1,39,67,278	1,51,53,128	1,60,58,472	1,78,32,063
Irish Free State	—	—	—	—	—	—	—	10,420	44,778	75,713
Palestine	—	—	—	—	—	32,336	56,362	42,838	54,707	46,300
Aden and Dependencies	—	—	—	—	—	7,290	2,768	946	3,040	1,103
Ceylon (excluding Maldives)	—	—	—	—	—	1,29,309	66,679	39,821	48,426	46,936
Straits Settlements	—	—	—	—	—	24,43,180	19,95,190	19,63,166	25,19,045	26,65,392
Federated Malay States	—	—	—	—	—	320	843	1,197	6,275	6,697
Hongkong	—	—	—	—	—	7,59,819	6,70,410	7,55,348	9,70,125	8,51,436
Union of South Africa	—	—	—	—	—	39,623	29,233	31,477	36,367	31,143
Zanzibar and Pemba	—	—	—	—	—	5,171	1,826	1,133	12	673
Kenya Colony	—	—	—	—	—	9,716	16,537	17,035	12,174	3,302
Tanganyika Territory	—	—	—	—	—	7,264	423	1,583	236	199
Canada—										
Via Atlantic Coast	—	—	—	—	—	17,690	1,14,573	3,23,358	3,55,414	3,68,011
" Pacific "	—	—	—	—	—	58,230	1,04,016	69,667	1,11,219	1,41,392
Commonwealth of Australia	—	—	—	—	—	13,18,671	12,27,666	16,19,307	11,77,372	12,63,337
New Zealand	—	—	—	—	—	96,414	75,155	1,27,223	1,92,806	2,45,910
Other British Possessions	—	—	—	—	—	5,910	4,142	4,327	3,357	1,773
TOTAL BRITISH EMPIRE	—	—	—	—	—	2,00,56,754	1,39,33,145	2,01,42,084	2,15,85,320	2,35,42,623

* Separately shown from 1983-84.

GENERAL IMPORTS

(854)

No. 10—continued

ARTICLES AND COUNTRIES OF CONSIGNMENT; ALSO SHARE OF EACH PROVINCE	QUANTITY					VALUE				
	1931-32	1932-33	1933-34	1934-35	1935-36	1931-32	1932-33	1933-34	1934-35	1935-36
						R	R	R	R	R
Provisions and Oilman's stores— concluded										
Total value of Provisions and Oilman's stores—continued										
U. S. S. R.—										
Northern	—	—	—	—	—	639	6,252	3,442	7,515	7,181
Southern	—	—	—	—	—	..	1,025	4,188	700	2,019
Pacific Ports (in Asia)	—	—	—	—	—	499	..	3,116
Sweden	—	—	—	—	—	4,757	2,019	6,337	9,495	11,492
Norway	—	—	—	—	—	3,48,966	3,26,109	1,05,324	69,613	80,481
Denmark	—	—	—	—	—	12,25,440	12,30,241	6,37,454	5,30,070	4,93,336
Germany	—	—	—	—	—	6,07,208	2,79,655	2,04,005	1,48,037	1,37,335
Netherlands	—	—	—	—	—	57,02,030	34,66,596	24,08,946	25,52,370	24,68,906
Belgium	—	—	—	—	—	4,35,327	3,71,608	3,22,110	2,37,130	2,33,491
France	—	—	—	—	—	5,62,377	3,04,121	2,30,591	2,79,234	2,67,267
Portugal (including Azores and Madeira)	—	—	—	—	—	5,353	40,200	20,957	37,734	36,570
Switzerland	—	—	—	—	—	12,59,728	3,73,517	1,53,553	1,45,931	1,24,905
Italy (including Fiume)	—	—	—	—	—	5,31,352	4,67,039	4,53,359	4,05,614	3,42,720
Austria	—	—	—	—	—	5,931	14,630	10,214	6,340	4,975
Hungary	—	—	—	—	—	1,744	2,109	2,077	3,597	5,623
Czechoslovakia	—	—	—	—	—	45,377	5,933	4,016	2,905	4,079
Greece (including Crete)	—	—	—	—	—	373	550	639	1,045	6,131
Mascat Territory and Trucial Oman	—	—	—	—	—	32,020	12,039	7,023	2,645	4,161
Iraq	—	—	—	—	—	32,044	7,357	3,354	11,523	17,749
Iran	—	—	—	—	—	60,226	4,437	6,293	10,591	5,156
Java	—	—	—	—	—	4,79,463	4,22,336	2,30,593	2,32,343	1,35,332
Philippines	—	—	—	—	—	5,537	1,920	16,323	24,567	43,160
China (exclusive of Hong- kong and Macao)	—	—	—	—	—	2,25,534	1,70,361	1,54,346	1,55,057	1,31,193
Japan	—	—	—	—	—	1,62,275	3,60,632	5,69,561	7,99,320	11,39,252
Egypt	—	—	—	—	—	6,949	4,437	1,102	3,126	1,909
United States of America—										
Via Atlantic Coast	—	—	—	—	—	13,04,501	3,29,540	6,76,431	7,03,463	3,33,650
" Pacific "	—	—	—	—	—	9,05,399	10,20,957	6,93,254	3,03,503	9,56,459
Argentina Republic (includ- ing the Atlantic Coast of Patagonia)	—	—	—	—	—	11,951	6,009	17,042	10,051	13,132
Other Foreign Countries	—	—	—	—	—	13,343	11,391	15,105	3,667	15,940
TOTAL FOREIGN COUNTRIES	—	—	—	—	—	1,40,69,512	1,03,54,230	70,13,353	73,19,301	76,44,377
Share of Bengal	—	—	—	—	—	35,32,743	70,40,120	69,59,317	74,99,574	79,32,209
" Bombay	—	—	—	—	—	74,31,734	63,34,301	60,24,543	61,30,343	65,73,501
" Sind	—	—	—	—	—	35,95,623	30,03,434	30,34,123	32,51,303	33,97,361
" Madras	—	—	—	—	—	56,10,591	42,30,036	40,51,915	42,74,266	45,43,019
" Burma	—	—	—	—	—	37,44,571	30,74,464	70,15,435	77,00,170	37,05,912
TOTAL	—	—	—	—	—	3,41,26,266	2,92,37,375	2,71,55,337	2,89,05,621	3,11,37,002
Rubber—										
Raw (II. J)—	Lbs.	Lbs.	Lbs.	Lbs.	Lbs.					
United Kingdom (including Channel Islands)	3	4,537	142,419	9	1,314	33,232
Ceylon (excluding Maldives)	234,333	193,633	336,354	1,035,733	622,603	96,753	33,393	1,90,313	3,03,347	2,07,344
Straits Settlements	160,112	151,294	703,514	336,400	233,913	30,309	20,325	1,42,442	1,23,303	70,353
Federated Malay States	44,300	11,200	24,640	3,360	..	4,200	1,739	7,714	2,333
Other British Possessions	5,600	1,759	..
TOTAL BRITISH EMPIRE	445,003	399,269	1,748,437	1,452,423	865,434	1,27,371	59,735	3,67,731	4,41,623	2,89,640
Java	35,173	274,340	145,333	7,366	1,04,239	43,109
Japan	11,200	56,000	111	1,232	..	2,151	10,463	21	500	..
Other Foreign Countries	7,165	1,433
TOTAL FOREIGN COUNTRIES	11,200	56,000	42,437	276,072	145,333	2,151	10,463	3,850	1,04,739	43,109

No. 10—continued

ARTICLES AND COUNTRIES OF CONSIGNMENT; ALSO SHARE OF EACH PROVINCE	QUANTITY					VALUE				
	1931-32	1932-33	1933-34	1934-35	1935-36	1931-32	1932-33	1933-34	1934-35	1935-36
Rubber—continued						R	R	R	R	R
Raw (II. J)—continued	Lbs.	Lbs.	Lbs.	Lbs.	Lbs.					
Share of Bengal	230,165	357,159	1,314,092	1,972,234	593,068	48,401	50,523	2,70,057	4,01,651	1,98,003
" Bombay	208,408	80,955	435,995	444,891	385,392	74,815	16,917	97,094	1,40,118	1,23,897
" Sind	11,086	6,707	40,857	11,370	24,397	3,981	390	3,480	4,663	9,399
" Madras	4,086	89	1,485	11
" Burma	2,503	10,868	7,360	840	2,654	2,360
TOTAL	456,208	455,260	1,790,944	1,728,495	1,010,817	1,29,522	70,201	3,75,631	5,46,412	3,37,740
Manufactures—										
Pneumatic motor covers (III. N)—	No.	No.	No.	No.	No.					
United Kingdom (including Channel Islands)	87,109	107,523	197,411	228,621	216,123	30,78,390	44,80,766	70,80,789	87,30,385	98,81,733
Ceylon (excluding Maldives)	1,298	482	1,046	464	1,288	48,806	15,682	32,493	12,758	43,728
Straits Settlements	957	1,189	810	190	54	81,227	37,706	10,009	7,664	841
Federated Malay States	410	6	22,597	207
Canada—										
Via Atlantic Coast	29,924	11,546	21,022	12,272	1,668	7,55,106	4,88,245	6,52,399	4,12,208	60,856
" Pacific " "	20	861	607	..	16	310	87,801	23,724	..	274
Commonwealth of Australia	557	9	1	15,052	81	27
Other British Possessions	52	..	2	24	5	1,810	..	56	551	181
TOTAL BRITISH EMPIRE	114,827	121,512	220,898	241,544	219,100	39,52,858	50,10,107	78,00,320	91,72,575	99,87,640
Germany	17,728	16,141	9,501	14,815	16,465	7,59,188	8,08,007	3,90,429	6,72,890	6,76,351
Belgium	810	5,954	3,612	5,808	5,874	36,194	2,69,586	1,24,027	2,30,139	2,54,557
France	22,683	15,214	7,309	1,842	1,722	7,54,320	6,10,043	3,00,149	78,188	1,13,610
Italy (including Finme)	30,416	32,445	10,521	3,648	579	12,46,039	13,84,632	3,75,391	1,24,022	15,952
Czechoslovakia	17	548	218	400	16,556	6,619
Iran	271	162	185	30,856	4,789	4,395
Java	882	171	..	50	7	12,733	4,472	..	1,934	108
Japan	1,097	13,180	22,313	21,447	19,694	43,561	4,32,931	6,93,589	6,87,163	5,78,380
United States of America—										
Via Atlantic Coast	157,745	83,486	36,020	36,962	19,085	65,57,761	38,70,112	15,58,497	14,17,770	9,90,540
" Pacific " "	1,387	3,389	1,357	981	54	47,419	1,78,808	76,086	30,407	2,897
Other Foreign Countries	429	106	69	182	33	12,148	3,910	1,438	10,645	816
TOTAL FOREIGN COUNTRIES	233,799	170,248	90,904	85,933	61,766	95,30,214	75,68,315	35,32,301	32,72,188	20,34,828
Share of Bengal	61,473	50,639	54,107	63,308	45,228	20,73,539	20,04,466	18,10,673	21,35,561	17,50,653
" Bombay	97,563	109,001	113,006	126,518	112,223	36,33,956	45,25,903	33,79,726	43,49,456	45,66,000
" Sind	90,368	50,909	55,991	43,218	61,006	42,89,114	27,03,454	25,82,440	25,73,166	20,72,043
" Madras	70,253	58,400	64,120	65,993	60,300	25,05,430	23,78,124	22,57,724	25,57,128	23,63,395
" Burma	23,464	24,311	23,473	24,440	22,039	10,00,923	9,61,475	8,02,058	8,29,453	9,19,770
TOTAL	343,126	291,760	311,302	327,477	280,866	1,84,88,072	1,25,79,422	1,18,32,621	1,24,44,763	1,26,22,463
Pneumatic motor tubes (III. N)—	No.	No.	No.	No.	No.					
United Kingdom (including Channel Islands)	92,646	109,944	205,810	243,849	212,109	5,07,117	6,57,338	11,04,581	13,65,573	13,04,761
Ceylon (excluding Maldives)	665	1,340	411	310	556	5,079	8,451	2,695	1,715	3,039
Canada—										
Via Atlantic Coast	20,060	10,624	13,378	3,304	451	1,06,371	67,374	73,490	17,205	1,516
" Pacific " "	..	744	425	4,989	2,788
Other British Possessions	620	609	286	348	330	3,120	3,311	1,400	1,548	2,654
TOTAL BRITISH EMPIRE	114,891	120,261	220,310	252,311	212,446	6,21,137	7,41,408	11,89,360	13,06,941	13,12,870

GENERAL IMPORTS

(356)
No. 10—continued

ARTICLES AND COUNTRIES OF CONSIGNMENT; ALSO SHARE OF EACH PROVINCE	QUANTITY					VALUE				
	1931-32	1932-33	1933-34	1934-35	1935-36	1931-32	1932-33	1933-34	1934-35	1935-36
Rubber—continued						R	R	R	R	R
Manufactures—continued										
Pneumatic motor tubes (III. N) —continued	No.	No.	No.	No.	No.					
Germany	17,491	13,637	7,895	11,341	13,072	1,17,534	97,884	67,681	75,699	75,104
Belgium	2,072	4,412	3,295	4,523	2,509	6,808	30,243	16,278	27,100	23,749
France	63,838	39,961	16,095	2,278	142	2,71,104	2,50,026	89,845	13,723	821
Italy (including Fiume)	3,561	2,251	344	146	302	23,249	16,813	1,701	902	2,918
Japan	776	9,001	14,361	12,156	10,006	2,903	81,098	67,235	60,129	49,511
United States of America—										
Via Atlantic Coast	148,520	82,091	21,324	20,237	13,073	9,00,234	5,86,737	1,21,763	1,77,092	96,745
" Pacific "	2,374	2,238	82	1,326	3	13,975	15,124	584	6,335	37
Other Foreign Countries	273	744	213	532	247	1,443	3,913	733	2,524	804
TOTAL FOREIGN COUNTRIES	233,960	155,003	64,109	61,439	40,419	13,07,303	10,51,842	3,45,880	3,63,109	2,49,639
Share of Bengal	63,322	47,514	53,100	60,070	43,651	3,45,325	2,30,163	2,76,753	3,41,963	2,37,343
" Bombay	195,143	110,557	106,331	127,043	112,330	6,12,634	7,02,450	5,31,264	6,11,732	5,07,302
" Sind	21,232	30,672	53,384	52,166	46,239	5,45,906	3,63,261	3,43,347	3,64,339	3,53,330
" Madras	63,250	44,380	60,502	53,301	34,853	3,68,324	3,14,367	3,63,479	3,06,301	2,33,360
" Burma	25,324	21,341	20,502	21,240	16,737	1,45,331	1,32,007	1,10,397	1,34,315	1,16,424
TOTAL	233,961	276,264	234,919	314,300	263,865	20,18,400	17,93,250	15,35,740	17,49,150	15,02,559
Pneumatic motor cycle covers (III. N)—	No.	No.	No.	No.	No.					
United Kingdom (including Channel Islands)	4,615	3,303	3,750	3,327	2,375	61,403	51,402	63,033	44,323	37,593
Canada—										
Via Atlantic Coast	1,323	363	83	146	5	16,466	4,813	1,001	1,656	64
" Pacific "	--	--	--	--	2	--	--	--	--	29
Other British Possessions	179	51	20	6	3	2,312	733	183	43	112
TOTAL BRITISH EMPIRE	6,117	3,616	3,853	3,979	2,380	80,181	56,948	64,217	46,322	37,808
France	1,546	85	207	51	20	10,190	1,110	2,334	350	230
Italy (including Fiume)	433	354	431	14	..	5,757	11,312	4,920	124	..
United States of America—										
Via Atlantic Coast	653	497	203	132	63	3,745	7,603	3,412	1,533	794
" Pacific "	--	--	1	13	--	--	--	3	371	--
Other Foreign Countries	97	293	414	221	205	1,265	3,343	4,150	2,113	1,660
TOTAL FOREIGN COUNTRIES	2,734	1,731	1,361	436	233	25,977	22,670	19,324	4,596	2,334
Share of Bengal	1,337	399	740	1,066	433	14,016	13,031	23,559	10,344	6,341
" Bombay	2,239	2,214	2,066	1,353	1,236	23,470	31,345	25,554	16,340	15,513
" Sind	2,373	379	1,213	945	377	29,759	19,904	14,312	13,473	10,396
" Madras	2,013	1,009	310	799	333	23,307	14,523	10,406	3,303	4,552
" Burma	553	646	390	233	231	7,623	3,470	3,765	2,766	3,330
TOTAL	8,001	5,347	5,119	6,415	3,173	1,06,173	80,323	73,096	50,313	40,637
Pneumatic motor cycle tubes (III. N)—	No.	No.	No.	No.	No.					
United Kingdom (including Channel Islands)	7,732	5,406	7,362	13,596	4,506	19,237	14,773	17,524	31,022	11,395
Canada—										
Via Atlantic Coast	2,733	1,239	73	30	..	6,143	3,203	163	65	..
Other British Possessions	136	23	10	6	7	420	61	17	24	20
TOTAL BRITISH EMPIRE	10,604	6,703	7,450	13,632	4,513	25,800	18,044	17,709	31,121	11,915

No. 10—continued

ARTICLES AND COUNTRIES OF CONSIGNMENT; ALSO SHARE OF EACH PROVINCE	QUANTITY					VALUE				
	1931-32	1932-33	1933-34	1934-35	1935-36	1931-32	1932-33	1933-34	1934-35	1935-36
Rubber—continued										
Manufactures—continued										
Pneumatic motor cycle tubes (III. N)—continued	No.	No.	No.	No.	No.					
TOTAL FOREIGN COUNTRIES.	8,547	8,728	1,245	118	215	9,340	9,555	2,556	245	481
Share of Bengal	1,459	854	1,935	8,481	948	4,188	2,877	3,187	19,449	2,938
“ Bombay	4,428	4,430	3,618	2,196	1,245	10,060	11,639	8,315	5,051	3,048
“ Sind	4,499	2,506	2,120	1,754	1,308	11,043	7,023	4,792	3,375	3,340
“ Madras	2,018	1,888	1,949	1,133	866	7,761	4,457	3,889	1,498	2,131
“ Burma	816	651	473	366	363	2,058	1,814	1,082	553	389
TOTAL	14,301	10,426	8,605	13,750	4,728	35,090	27,599	20,265	31,426	12,346
Pneumatic cycle covers (III. N)—	No.	No.	No.	No.	No.					
United Kingdom (including Channel Islands)	956,274	773,918	1,117,219	1,325,440	1,052,528	14,56,697	11,78,966	14,80,198	17,06,833	15,97,687
Straits Settlements	34,330	21,137	439	23,073	..	32,416	19,592	372	24,400
Other British Possessions	113	935	3,323	239	1,904	3,372
TOTAL BRITISH EMPIRE	956,387	809,233	1,138,356	1,325,879	1,088,924	14,56,936	12,13,286	14,99,790	17,07,205	16,25,459
Germany	240,467	45,090	37,714	70,809	319,221	3,38,453	65,259	36,743	89,109	3,53,017
Netherlands	9,643	21,909	8,719	239	510	11,936	27,049	10,529	277	871
Belgium	3	1,661	32,310	25,192	52,448	4	1,230	36,313	26,779	61,244
France	172,347	36,134	96,676	8,770	600	2,86,461	1,41,477	1,33,737	11,693	606
Italy (including Fiume)	234,093	37,049	21,970	400	4,001	3,57,755	53,085	27,140	570	4,460
Japan	20,417	366,739	436,076	153,170	353,133	22,693	3,77,401	4,08,217	1,36,065	2,67,656
Other Foreign Countries	635	631	99	62	229	4,329	1,206	723	293	919
TOTAL FOREIGN COUNTRIES.	677,635	559,312	634,064	258,642	730,142	10,16,531	6,87,907	6,38,321	2,64,796	6,88,573
Share of Bengal	339,135	423,599	592,374	554,069	669,031	5,95,615	5,46,642	7,05,246	6,63,665	8,09,333
“ Bombay	699,663	430,793	527,333	491,433	604,471	10,61,433	6,73,109	6,33,740	6,19,307	7,55,913
“ Sind	256,539	209,839	228,925	255,191	219,410	3,70,133	2,62,574	2,95,619	2,32,195	3,03,641
“ Madras	230,214	173,117	228,314	206,333	259,299	3,27,597	2,45,355	3,26,335	2,53,234	3,46,163
“ Burma	69,356	31,637	76,313	77,899	66,364	1,13,695	1,33,023	36,687	98,710	67,229
TOTAL	1,634,012	1,368,545	1,772,420	1,584,531	1,819,066	24,78,467	13,30,593	21,33,106	19,72,001	23,14,032
Pneumatic cycle tubes (III. N)—	No.	No.	No.	No.	No.					
United Kingdom (including Channel Islands)	677,700	635,023	947,693	1,187,633	923,895	7,76,333	6,04,443	7,11,634	7,73,213	6,72,571
Straits Settlements	13,855	31,976	33,950	64,135	121,960	9,231	21,533	10,601	15,333	35,568
Other British Possessions	215	500	..	300	..	335	104	..	495
TOTAL BRITISH EMPIRE	691,555	707,214	982,143	1,251,768	1,046,155	7,85,564	6,26,311	7,22,339	7,88,546	7,08,544
Germany	214,515	29,973	55,334	129,090	224,392	1,52,551	21,900	34,344	65,640	1,14,032
Netherlands	43,143	33,923	1,235	1,394	502	23,304	11,335	554	626	293
Belgium	100	29,033	12,326	3,102	..	35	13,903	6,967	1,503
France	239,723	74,347	159,295	17,750	..	2,06,941	45,074	35,776	9,245	..
Italy (including Fiume)	21,019	24,900	4,450	13,401	14,831	2,901
Austria	11,000	5,200
Japan	307,379	357,333	343,614	737,906	730,303	1,36,139	2,40,236	2,09,726	2,02,300	1,33,670
Other Foreign Countries	123	76	43	74	161	393	107	106	85	133
TOTAL FOREIGN COUNTRIES	634,179	1,011,312	1,034,010	893,530	958,965	5,33,319	3,38,313	3,47,310	2,84,363	3,05,319

GENERAL IMPORTS

(358)

No. 10—continued

ARTICLES AND COUNTRIES OF CONSIGNMENT; ALSO SHARE OF EACH PROVINCE	QUANTITY					VALUE				
	1931-32	1932-33	1933-34	1934-35	1935-36	1931-32	1932-33	1933-34	1934-35	1935-36
Rubber—continued										
Manufactures—continued										
Pneumatic cycle tubes (III. N) —continued	No.	No.	No.	No.	No.					
Share of Bengal	424,623	559,254	643,383	739,907	692,778	3,07,726	3,06,848	3,05,859	3,48,504	2,85,108
" Bombay	774,810	644,916	716,516	751,305	711,399	4,99,863	3,35,597	2,75,637	3,04,994	3,79,454
" Sind	263,198	323,646	368,687	328,120	298,377	2,08,834	1,69,420	1,35,630	1,76,076	1,63,153
" Madras	917,422	168,038	258,365	247,266	316,378	1,77,244	1,16,246	1,65,271	1,44,231	1,36,358
" Burma	50,681	83,177	84,308	53,300	116,233	38,096	40,023	37,002	44,809	50,097
TOTAL	1,730,734	1,779,081	2,071,158	2,150,398	2,005,620	13,28,878	9,60,134	10,60,699	10,78,414	10,14,168
Solid rubber tyres for motor vehicles (III. N)—	No.	No.	No.	No.	No.					
United Kingdom (including Channel Islands)	1,800	1,800	2,368	3,355	2,218	1,69,373	1,68,484	2,37,438	2,42,399	1,47,813
Ceylon (excluding Maldives)	81	22	38	22	48	8,077	2,348	3,538	1,636	5,426
Straits Settlements	44	8	18	6	2	6,317	1,659	1,580	914	492
Other British Possessions	9	5	..	25	..	785	359	..	1,586	..
TOTAL BRITISH EMPIRE	1,934	1,835	2,424	3,408	2,268	1,85,162	1,97,800	2,42,546	2,46,595	1,58,701
Germany	646	287	503	458	417	85,515	33,184	56,332	55,710	56,522
Italy (including Fiume)	20	208	292	1,621	18,052	16,099
Japan	384	18,713	..
United States of America—										
Via Atlantic Coast	838	678	243	367	486	98,278	84,585	35,773	42,044	57,825
" Pacific "	100	6,857
Other Foreign Countries	50	25	10	..	20	5,464	1,773	874	..	1,351
TOTAL FOREIGN COUNTRIES.	1,554	1,090	756	1,367	1,805	1,00,873	1,26,404	93,479	1,34,519	1,31,847
Share of Bengal	1,154	825	408	1,729	1,187	1,15,851	37,178	37,909	78,282	44,553
" Bombay	1,341	1,250	1,693	1,352	1,588	1,74,177	1,52,329	1,05,985	1,92,703	1,81,766
" Sind	612	348	517	621	320	89,861	38,349	58,748	69,885	28,865
" Madras	178	224	128	224	314	14,106	18,755	12,177	25,881	20,332
" Burma	205	278	434	339	166	12,330	17,690	21,866	19,468	2,912
TOTAL	3,488	2,925	3,180	4,775	3,573	3,76,025	3,14,204	3,36,025	3,61,114	2,85,548
Other manufactures (except apparel and boots and shoes) (III. N)—										
United Kingdom (including Channel Islands)	8,05,524	8,45,291	9,27,410	10,62,470	10,06,043
Ceylon (excluding Maldives)	5,888	21,785	1,715	1,187	1,075
Straits Settlements	79,435	1,01,564	91,881	77,488	56,478
Canada—										
Via Atlantic Coast	15,438	19,362	12,167	24,338	10,633
" Pacific "	48	5	..	4
Commonwealth of Australia	28	..	127	579	20,762
Other British Possessions	40	606	2,300	1,425	958
TOTAL BRITISH EMPIRE	9,05,842	9,82,646	10,85,905	11,67,487	10,95,993
Denmark	6,271	6	800	293	170
Germany	4,58,971	4,45,055	3,26,926	3,42,641	3,38,568
Belgium	5,927	3,074	3,857	1,326	6,875
France	19,725	18,309	8,007	2,421	2,283
Italy (including Fiume)	27,200	21,149	7,679	10,678	3,074
Austria	40,707	26,201	41,355	41,259	28,913
Hungary	11,105	10,691	27,416	84,640	37,496
Japan	93,242	1,99,265	4,52,795	8,00,592	8,22,129

No. 10—continued

ARTICLES AND COUNTRIES OF CONSIGNMENT; ALSO SHARE OF EACH PROVINCE	QUANTITY					VALUE				
	1981-02	1982-03	1933-34	1984-85	1935-36	1981-82	1982-83	1933-34	1984-85	1985-86
						R	R	R	R	R
<i>Rubber—concluded</i>										
<i>Manufactures—concluded</i>										
Other manufactures (except apparel and boots and shoes) (III. N)—continued										
United States of America—										
<i>Via Atlantic Coast . . .</i>	—	—	—	—	—	6,43,475	4,89,058	8,35,864	4,05,921	4,55,282
" Pacific " . . .	—	—	—	—	—	648	518	772	2,399	6,809
Other Foreign Countries . . .	—	—	—	—	—	4,077	8,799	7,255	4,695	5,842
TOTAL FOREIGN COUNTRIES . . .	—	—	—	—	—	13,16,849	12,22,620	12,12,138	17,06,885	17,36,846
<i>Share of Bengal . . .</i>	—	—	—	—	—	7,99,311	7,37,066	7,99,912	7,47,368	8,62,048
" Bombay . . .	—	—	—	—	—	7,75,607	7,89,411	8,17,464	12,51,007	10,26,446
" Sind . . .	—	—	—	—	—	3,48,165	3,42,715	3,59,014	4,46,843	5,02,594
" Madras . . .	—	—	—	—	—	1,34,557	1,55,708	1,52,479	1,99,217	1,85,908
" Burma . . .	—	—	—	—	—	2,24,551	1,80,366	1,89,174	2,30,387	2,56,752
TOTAL . . .	—	—	—	—	—	22,82,191	22,05,266	22,48,043	28,74,322	28,32,844
<i>Total value of Rubber manu- factures—</i>										
United Kingdom (including Channel Islands) . . .	—	—	—	—	—	69,84,128	80,16,468	1,16,22,597	1,39,70,438	1,46,60,101
Ceylon (excluding Maldives)	—	—	—	—	—	68,051	51,076	40,605	17,402	54,706
Straits Settlements . . .	—	—	—	—	—	1,28,781	1,98,444	1,35,991	1,02,228	1,17,772
Federated Malay States . . .	—	—	—	—	—	22,597	207	895	1,301	471
Canada—										
<i>Via Atlantic Coast . . .</i>	—	—	—	—	—	8,99,108	5,26,079	7,44,231	4,56,335	73,110
" Pacific " . . .	—	—	—	—	—	310	42,612	26,467	721	807
Commonwealth of Australia	—	—	—	—	—	17,966	—	127	640	20,789
Other British Possessions . . .	—	—	—	—	—	2,579	774	1,873	1,792	6,666
TOTAL BRITISH EMPIRE . . .	—	—	—	—	—	80,73,575	88,36,560	1,25,72,786	1,45,50,857	1,40,83,930
Denmark . . .	—	—	—	—	—	6,271	6	800	298	170
Germany . . .	—	—	—	—	—	19,39,278	14,72,498	6,08,989	13,01,716	16,46,243
Netherlands . . .	—	—	—	—	—	35,211	40,799	11,822	4,254	2,363
Belgium . . .	—	—	—	—	—	49,057	3,10,922	1,05,304	2,92,716	3,48,329
France . . .	—	—	—	—	—	16,51,636	10,66,980	6,11,612	1,14,901	1,18,936
Italy (including Fiume)	—	—	—	—	—	16,76,742	15,02,509	4,19,825	1,57,258	42,493
Austria . . .	—	—	—	—	—	47,429	28,642	41,355	41,259	28,318
Hungary . . .	—	—	—	—	—	11,105	10,091	27,418	34,640	37,496
Czechoslovakia . . .	—	—	—	—	—	2,504	3,355	4,477	20,371	8,072
Iran . . .	—	—	—	—	—	30,916	6,708	5,029	616	5
Java . . .	—	—	—	—	—	15,069	6,811	661	1,934	106
China (exclusive of Hongkong and Macao) . . .	—	—	—	—	—	7,109	165	518	919	856
Japan . . .	—	—	—	—	—	3,03,531	13,03,423	18,30,110	19,06,210	19,02,491
United States of America—										
<i>Via Atlantic Coast . . .</i>	—	—	—	—	—	52,75,570	50,41,963	20,55,253	21,05,047	16,01,809
" Pacific " . . .	—	—	—	—	—	62,286	1,96,302	79,400	39,472	9,743
Other Foreign Countries . . .	—	—	—	—	—	10,092	7,462	3,736	9,046	4,732
TOTAL FOREIGN COUNTRIES . . .	—	—	—	—	—	1,40,24,806	1,09,98,731	61,85,809	60,31,151	57,50,717
<i>Share of Bengal . . .</i>	—	—	—	—	—	42,55,639	39,77,122	33,92,258	43,40,736	40,16,968
" Bombay . . .	—	—	—	—	—	68,96,139	72,32,174	65,27,566	74,10,799	75,25,181
" Sind . . .	—	—	—	—	—	58,36,560	38,92,692	38,49,901	39,77,864	43,92,453
" Madras . . .	—	—	—	—	—	36,61,923	32,47,435	32,36,380	35,03,382	32,93,192
" Burma . . .	—	—	—	—	—	15,48,117	14,95,868	12,62,611	13,50,246	14,54,353
TOTAL . . .	—	—	—	—	—	2,20,03,861	1,98,35,291	1,87,58,595	2,05,82,008	2,06,84,647
<i>Total value of Rubber Raw and Manufactures</i>	—	—	—	—	—	2,22,27,908	1,99,05,492	1,91,35,226	2,11,23,420	2,10,22,396

ARTICLES AND COUNTRIES OF CONSIGNMENT; ALSO SHARE OF EACH PROVINCE	QUANTITY					VALUE				
	1931-32	1932-33	1933-34	1934-35	1935-36	1931-32	1932-33	1933-34	1934-35	1935-36
	Tons	Tons	Tons	Tons	Tons	₹	₹	₹	₹	₹
Salt (L. D.)—										
United Kingdom (including Channel Islands)	25,553	24,662	527	527	1,238	5,66,419	4,51,643	75,376	77,566	93,554
Aden and Dependencies	313,034	284,324	280,203	205,221	295,700	48,75,576	30,74,344	26,80,044	23,46,611	30,80,984
Straits Settlements	3	4	2	102	63	246	373	270	6,352	4,103
Other British Possessions	1	2	5	..	1	254	255	503	170	230
TOTAL BRITISH EMPIRE	339,191	309,552	289,827	205,850	296,907	54,42,495	44,26,615	37,65,193	29,30,699	40,78,871
Germany	25,600	57,390	56,330	90,175	90,718	4,81,707	9,70,167	8,48,845	9,74,722	13,98,148
Netherlands	..	842	17,094	170	289	294
Spain	2,761	27,828	2,230	67,289	4,09,462	31,773
Egypt	15,305	39,876	10,552	13,126	11,254	2,23,090	5,79,309	1,45,457	1,77,975	1,06,105
Tripoli (Libya)	725	8,912
Italian East Africa (Somaliland and Eritrea)	67,196	103,443	12,967	8,390	..	9,78,362	14,16,587	1,82,446	1,22,123	..
French Somaliland	..	5,190	73,379
Other Foreign Countries	2	3	13	29	5	328	372	1,203	1,877	332
TOTAL FOREIGN COUNTRIES	111,893	234,572	82,876	81,720	91,977	17,56,374	24,69,364	12,12,396	12,76,936	15,05,014
Share of Bengal	461,883	462,302	333,325	319,346	327,619	62,00,408	64,16,797	42,71,193	41,00,236	43,22,005
" <i>Bombay</i>	189	160	133	146	179	23,311	25,307	25,305	23,603	26,601
" <i>Sind</i>	78	63	73	75	63	17,331	12,937	15,920	15,570	16,533
" <i>Madras</i>	110	39	115	32	164	22,497	16,332	20,423	19,495	22,226
" <i>Burma</i>	69,044	81,819	39,004	57,411	60,949	9,30,472	14,24,525	6,45,743	10,48,775	12,19,205
TOTAL	451,084	544,124	372,708	377,670	389,974	71,96,560	78,95,979	49,78,539	52,07,685	56,73,585
Seeds—										
Oleaceae—										
Essential (L. K.)—										
Ceylon (excluding Maldives)	165	1	..	34	..	24,400	199	5	5,648	..
Other British Possessions	5	..	3	..	5	2,387	297	2,802	69	973
TOTAL BRITISH EMPIRE	170	1	3	34	5	26,787	496	2,807	5,717	973
Germany	16	37	73	33	1	4,225	22,080	21,270	15,058	243
Netherlands	116	140	70	76	68	40,842	47,672	22,076	27,103	27,240
France	302	25	3	29	1	66,492	12,498	1,310	8,619	526
Spain	..	14	1	1	5,087	480	592	15
Iran	115	46	139	124	31	70,679	19,229	60,482	38,233	7,906
Japan	..	56	9	5,025	1,513
Other Foreign Countries	44	16	14	22	12	12,784	6,446	8,499	8,466	5,326
TOTAL FOREIGN COUNTRIES	593	394	309	285	113	1,95,022	1,18,587	1,16,135	98,131	41,270
Share of Bengal	1	34	70	401
" <i>Bombay</i>	483	373	399	254	116	1,71,369	1,12,641	1,16,322	91,026	41,619
" <i>Sind</i>	5	11	6	11	1	2,973	2,565	2,320	3,030	360
" <i>Madras</i>	275	11	1	54	1	66,854	3,760	699	9,884	204
" <i>Burma</i>	30	67
TOTAL	768	395	317	310	118	2,31,309	1,19,033	1,18,942	1,03,946	42,243

No. 10—continued

ARTICLES AND COUNTRIES OF CONSIGNMENT; ALSO SHARE OF EACH PROVINCE	QUANTITY					VALUE				
	1931-32	1932-33	1933-34	1934-35	1935-36	1931-32	1932-33	1933-34	1934-35	1935-36
Seeds—continued										
Oil seeds—continued										
Non-Essential—										
Copra or coconut kernel (H. K.)—	Tons	Tons	Tons	Tons	Tons					
Aden and Dependencies . . .	88	761	6,188	..	32	12,300	1,20,007	9,30,367	..	1,370
Ceylon (excluding Maldives)	1,248	12,629	21,761	33,383	35,120	2,20,709	23,23,256	20,82,623	30,81,523	63,25,077
Maldives	60	49	77	11	82	10,789	10,927	7,368	1,025	12,654
Straits Settlements	5	3	971	8,387	..	1,362	385	1,21,890	12,42,581
Federated Malay States	650	91,848
Zanzibar and Pemba	57	..	7	134	2	8,104	..	1,199	22,000	200
Kenya Colony	15	3	5,000	600
Seychelles	751	2,749	1,104	239	1,053	2,17,631	5,87,023	2,04,472	43,165	1,85,014
Other British Possessions . .	3	250	4	..
TOTAL BRITISH EMPIRE	2,222	16,196	29,140	33,733	45,316	4,74,963	20,57,180	41,26,249	41,69,607	78,53,744
TOTAL FOREIGN COUNTRIES	..	12	20	4	5	..	2,508	2,875	328	1,019
Share of Bengal	14	20	29	12	52	3,773	5,311	7,357	2,752	4,336
.. Bombay	767	3,408	17,363	22,462	30,937	2,23,028	7,15,515	27,36,319	29,74,927	53,89,775
.. Sind	1,324	6,927	7,318	6,163	7,233	2,20,366	11,97,340	5,32,677	6,30,233	12,07,354
.. Madras	117	5,853	3,942	5,101	7,044	37,793	11,41,677	5,11,936	5,81,531	11,57,306
.. Burma	3	4	5	335	337	1,037
TOTAL	2,222	16,208	29,160	33,742	45,321	4,74,963	20,59,688	41,29,124	41,69,935	79,59,763
Groundnuts (H. K.)—	Tons	Tons	Tons	Tons	Tons					
Straits Settlements	29	4	1	4	1	6,623	1,633	990	1,118	633
Other British Possessions . .	1	1	341	222	15	3	..
TOTAL BRITISH EMPIRE	30	5	1	4	1	6,964	1,855	1,005	1,121	633
Java	36	6,736	..	7
Other Foreign Countries	5	..	15	31	..	643	..
TOTAL FOREIGN COUNTRIES	36	5	..	6,801	31	7	643	..
Share of Bengal	30
.. Bombay	36	5	..	6,736	3	16	643	..
.. Burma	30	4	1	4	1	6,977	1,853	997	1,122	633
TOTAL	66	5	1	9	1	13,765	1,891	1,012	1,764	633
Linseed (H. K.)—	Tons	Tons	Tons	Tons	Tons					
TOTAL BRITISH EMPIRE	35	4
TOTAL FOREIGN COUNTRIES	43	23	..	7	..	3,555	1,771	..	583	43
Share of Bombay	43	23	..	7	..	3,555	1,771	..	583	43
.. Burma	35	4
TOTAL	43	23	..	7	..	3,555	1,806	..	583	47

GENERAL IMPORTS

(362)

No. 10—continued

ARTICLES AND COUNTRIES OF CONSIGNMENT; ALSO SHARE OF EACH PROVINCE	QUANTITY					VALUE				
	1931-32	1932-33	1933-34	1934-35	1935-36	1931-32	1932-33	1933-34	1934-35	1935-36
Seeds—continued										
<i>Oil seeds—continued</i>										
<i>Non-essential—continued</i>										
Sesamum (til or jinill) (II. K.)—	Tons	Tons	Tons	Tons	Tons					
Ceylon (excluding Maldives)	1,443	85	..	1	93	1,61,378	10,324	6	837	10,888
Other British Possessions	304	13	..	5,605	298	188	1,937	118
TOTAL BRITISH EMPIRE	1,747	85	..	14	93	1,67,078	10,522	189	2,174	11,001
Iraq	72	303	..	7,979	32,157	..
China (exclusive of Hong-kong and Macao)	6	47	1,399	5,678
Other Foreign Countries	10	2	3	21	15	1,089	199	428	2,492	1,814
TOTAL FOREIGN COUNTRIES	82	2	3	330	62	9,018	199	428	36,048	8,492
<i>Share of Bombay</i>	86	293	63	9,835	31,487	8,492
" Sind	2	2	..	44	..	298	199	..	5,140	..
" Madras	1,443	85	..	10	93	1,61,374	10,324	6	1,417	10,888
" Burma	298	..	3	4,914	298	611	178	118
TOTAL	1,829	87	3	347	155	1,76,091	10,721	617	38,322	19,498
Tea (II. K.)—	Tons	Tons	Tons	Tons	Tons					
TOTAL BRITISH EMPIRE	501	16	27	177	..
TOTAL FOREIGN COUNTRIES	..	1	..	1	..	140	502	231	869	..
<i>Share of Bombay</i>	..	1	..	1	..	140	502	231	869	..
" Sind	16
" Madras	501	..	27
" Burma	177	..
TOTAL	..	1	..	1	..	641	518	258	1,046	..
Others (II. K.)—	Tons	Tons	Tons	Tons	Tons					
Ceylon (excluding Maldives)	20	24	47	26	17	7,551	8,643	21,649	14,068	2,930
Other British Possessions	..	1	7	4	7	539	707	3,657	2,762	800
TOTAL BRITISH EMPIRE	20	25	54	30	24	8,140	9,350	25,306	16,830	4,730
Iran	691	137	41	250	539	72,394	15,562	3,771	31,034	68,851
Other Foreign Countries	26	4	3	..	34	2,749	4,946	487	89	8,499
TOTAL FOREIGN COUNTRIES	717	141	44	250	573	75,643	20,508	4,258	31,123	77,350
<i>Share of Bengal</i>	6	16	33	73	125	2,351	5,017
" Bombay	657	136	48	298	541	69,924	15,677	3,693	29,448	71,053
" Sind	58	3	1	62	26	5,749	232	664	3,335	3,337
" Madras	22	25	49	13	14	7,322	9,121	21,968	7,026	2,707
" Burma	..	2	249	4,315	64	338	27
TOTAL	737	166	98	290	597	88,788	29,858	29,514	47,948	82,180
Total Oilseeds non-essential	4,897	16,490	29,262	84,396	46,074	7,52,798	31,04,477	41,60,525	42,59,498	79,62,116

No. 10—continued

ARTICLES AND COUNTRIES OF CONSIGNMENT; ALSO SHARE OF EACH PROVINCE	QUANTITY					VALUE				
	1931-32	1932-33	1933-34	1934-35	1935-36	1931-32	1932-33	1933-34	1934-35	1935-36
	Tons	Tons	Tons	Tons	Tons	Rs	Rs	Rs	Rs	Rs
<i>Seeds—continued</i>										
<i>Other than Oilseeds (H. K.)—</i>										
United Kingdom (including Channel Islands)	37	42	58	65	37	1,20,680	1,04,011	45,409	20,557	94,483
Ceylon (excluding Maldives)	..	1	5	13	12	125	656	2,817	5,308	4,253
Straits Settlements	29	6	21	63	121	12,758	2,547	8,828	22,026	43,022
Hongkong	25	11	16	20	21	9,149	5,846	5,631	8,107	7,423
Other British Possessions	..	1	6	193	1,402	1,124	325	157
TOTAL BRITISH EMPIRE	91	61	106	167	241	1,42,905	1,18,962	63,809	64,921	1,49,343
Germany	1	1	7	..	3	5,129	5,487	8,435	1,817	6,905
France	19	10	1	6,701	4,965	2,512	1,848	2,011
Iran	17	13	3	20	46	3,469	1,388	1,950	4,616	5,568
China (exclusive of Hongkong and Macao)	5	16	24	88	3,936	1,547	4,942	7,981
Portuguese East Africa	182	110	61	41	30	37,307	17,332	9,354	5,921	4,017
United States of America—										
Via Atlantic Coast	1	..	1	1	2	9,407	4,200	5,400	5,115	7,434
" Pacific "	1	2,201	2,046	1,129	1,027	2,216
Other Foreign Countries	1	5	..	15	7	2,970	1,908	372	3,331	4,393
TOTAL FOREIGN COUNTRIES	222	138	82	93	113	67,272	41,262	30,699	29,112	40,495
<i>Share of Bengal</i>	<i>65</i>	<i>52</i>	<i>57</i>	<i>52</i>	<i>30</i>	<i>1,36,015</i>	<i>1,12,133</i>	<i>49,256</i>	<i>24,664</i>	<i>91,543</i>
" Bombay	185	110	82	47	60	33,123	17,521	19,208	9,890	16,547
" Sind	7	15	11	41	37	6,776	9,337	4,393	12,626	12,623
" Madras	1	3	3	11	9	4,305	3,699	5,189	6,395	4,376
" Burma	55	30	35	109	163	34,453	11,929	15,962	39,953	65,749
TOTAL	313	199	188	260	354	2,10,177	1,55,324	94,503	94,033	1,39,336
<i>Total Seeds—</i>	<i>Tons</i>	<i>Tons</i>	<i>Tons</i>	<i>Tons</i>	<i>Tons</i>					
United Kingdom (including Channel Islands)	42	43	73	69	95	1,23,327	1,04,661	51,735	31,033	95,371
Aden and Dependencies	88	761	6,194	..	22	12,390	1,29,007	9,31,357	..	1,370
Ceylon (excluding Maldives)	2,377	12,741	21,813	32,407	35,243	4,25,030	23,48,208	30,07,042	40,06,954	63,44,193
Maldives	60	49	77	11	32	10,739	10,927	7,363	1,025	12,354
Straits Settlements	355	15	25	1,051	3,513	24,442	6,063	10,297	1,47,732	12,36,721
Federated Malay State	650	11	..	91,343
Hongkong	25	11	16	20	21	9,340	5,512	5,743	8,252	7,494
Zanzibar and Pemba	63	..	7	134	2	3,333	..	1,199	22,000	200
Kenya Colony	15	3	5,000	600	..	2	..
Seychelles	751	2,749	1,104	239	1,053	2,17,631	5,37,023	2,04,472	43,165	1,35,014
Other British Possessions	3	1	456	1,410	123	329	163
TOTAL BRITISH EMPIRE	4,280	16,373	20,309	33,997	45,630	3,37,343	31,93,421	42,19,392	42,60,542	80,25,523
Germany	17	53	30	33	4	9,354	27,517	29,329	16,875	7,153
Netherlands	116	141	70	33	74	40,342	43,220	22,340	29,701	29,573
France	321	45	6	31	6	73,193	17,463	4,593	10,752	3,113
Spain	..	14	1	1	5,037	430	592	15
Iraq	104	5	5	319	3	14,151	2,046	4,735	35,713	1,333
Iran	375	213	133	420	631	1,51,503	33,510	65,641	76,723	34,132
Java	36	12	2	6,340	3,333	530	9	..
China (exclusive of Hongkong and Macao)	4	11	6	26	77	2,341	3,956	2,097	7,212	16,037
Japan	..	56	9	..	16	326	5,335	1,639	160	5,055
Portuguese East Africa	182	110	71	41	37	37,311	17,332	11,324	5,926	4,933
United States of America—										
Via Atlantic Coast	11	3	1	1	7	11,333	9,513	5,426	5,115	9,335
" Pacific "	1	2,201	2,046	1,129	1,027	2,216
Other Foreign Countries	26	9	19	23	11	7,533	4,940	4,715	7,027	5,539
TOTAL FOREIGN COUNTRIES	1,693	711	459	973	865	3,57,441	1,35,303	1,54,533	1,50,337	1,43,630

GENERAL IMPORTS

(364)

No. 10—continued

ARTICLES AND COUNTRIES OF CONSIGNMENT; ALSO SHARE OF EACH PROVINCE	QUANTITY					VALUE				
	1931-32	1932-33	1933-34	1934-35	1935-36	1931-32	1932-33	1933-34	1934-35	1935-36
	Tons	Tons	Tons	Tons	Tons	Rs	Rs	Rs	Rs	Rs
Seeds—continued										
Total Seeds—continued										
Share of Bengal	79	72	57	59	148	1,39,861	1,17,412	57,139	30,267	1,00,946
„ Bombay	2,257	4,051	18,307	23,274	31,766	5,23,010	3,63,635	28,68,482	31,38,930	55,36,582
„ Sind	1,396	6,958	7,336	6,321	7,297	2,36,161	12,10,159	8,90,564	6,69,419	12,23,669
„ Madras	1,858	5,976	3,995	5,194	7,101	3,59,074	11,68,481	5,39,895	8,86,603	11,75,376
„ Burma	383	27	42	117	174	36,673	12,227	17,969	42,180	67,612
TOTAL	5,073	17,034	29,767	34,075	46,546	11,04,784	23,78,784	42,73,975	44,57,379	81,94,197
Shells and Cowries—										
Cowries (H. S.)—										
Kenya Colony	5,354	3,027	2,005	2,080	2,712	22,549	13,650	3,449	5,747	16,559
Other British Possessions	463	484	498	611	1,322	5,316	7,253	5,931	6,202	8,239
TOTAL BRITISH EMPIRE	5,823	3,511	2,503	2,691	4,035	28,765	20,908	14,380	15,049	24,798
Portuguese East Africa	9,370	6,481	2,664	2,674	5,195	43,185	29,017	12,023	18,433	25,368
Other Foreign Countries	324	157	1,168	103	245	1,184	395	4,345	247	592
TOTAL FOREIGN COUNTRIES	9,694	6,638	3,832	2,777	5,440	44,369	29,412	16,378	18,735	26,460
Share of Bengal	927	317	968	410	1,554	7,354	9,682	7,333	4,314	9,257
„ Bombay	12,712	7,768	4,564	5,527	3,024	61,957	25,370	20,226	27,365	33,231
„ Sind	983	1,405	539	125	799	3,151	3,904	1,792	310	2,323
„ Madras	122	159	244	327	99	799	1,453	1,332	2,609	622
„ Burma	19	23	26	121
TOTAL	15,716	10,149	6,335	6,468	10,475	72,194	59,329	30,758	34,684	61,258
Shells—										
Shells (chanks, sankhli, large ornamental shells, cowras, mother-of-pearl shells, and oyster-shells) (H. S.)—										
Aden and Dependencies	617	20	126	532	89	15,124	1,722	1,539	14,787	2,310
Ceylon (excluding Maldives)	8,939	9,905	8,864	7,524	7,808	44,016	36,559	31,927	25,597	23,452
Other British Possessions	227	8	15	91	615	2,225	456	88	1,021	6,252
TOTAL BRITISH EMPIRE	9,783	9,933	9,005	8,147	8,512	61,365	38,740	33,554	41,405	49,116
Italian East Africa (Somaliland and Eritrea)	229	50	22	50	276	10,470	4,204	1,425	2,995	6,590
Other Foreign Countries	179	68	31	36	114	1,824	1,509	594	621	1,721
TOTAL FOREIGN COUNTRIES	518	118	54	86	390	12,294	5,713	2,079	3,616	8,311
Share of Bengal	422	2,265
„ Bombay	1,220	98	191	704	527	29,095	6,922	3,622	19,265	15,929
„ Sind	142	22	4	19	29	291	922	22	191	229
„ Madras	2,929	9,905	3,864	7,524	7,249	44,026	36,558	31,927	25,599	23,964
„ Burma	1	5	17	26	220
TOTAL	10,311	10,041	9,056	8,249	8,652	72,939	44,453	35,718	45,071	56,367
Tortoise-shell (including nakhla or nakh) (H. S.)—										
Zanzibar and Pemba	6,522	7,087	5,412	3,572	7,523	11,524	11,557	7,220	8,005	12,052
Other British Possessions	3,758	2,335	1,592	3,207	4,745	4,481	2,548	2,216	5,220	5,543
TOTAL BRITISH EMPIRE	10,280	9,422	7,004	6,780	12,268	16,005	14,105	9,436	13,225	17,595

No. 10—continued

ARTICLES AND COUNTRIES OF CONSIGNMENT; ALSO SHARE OF EACH PROVINCE	QUANTITY					VALUE				
	1931-32	1932-33	1933-34	1934-35	1935-36	1931-32	1932-33	1933-34	1934-35	1935-36
Shells and Cowries—continued						R	R	R	R	R
<i>Shells—continued</i>										
<i>Tortoise-shell (including nakhia or nakh) (II. 8)—continued</i>	Lbs.	Lbs.	Lbs.	Lbs.	Lbs.					
Italian East Africa (Somaliland and Eritrea)	7,600	17,623	6,337	8,125	1,337	7,778	18,101	4,581	6,725	764
Other Foreign Countries	1,000	916	1,493	152	904	1,972	1,831	1,421	700	1,007
TOTAL FOREIGN COUNTRIES	8,600	18,539	7,830	8,277	2,241	9,750	19,932	6,002	7,425	1,771
<i>Share of Bombay</i>	<i>78,067</i>	<i>37,970</i>	<i>14,713</i>	<i>14,722</i>	<i>14,176</i>	<i>24,348</i>	<i>33,725</i>	<i>14,772</i>	<i>18,640</i>	<i>17,350</i>
<i>" Burma</i>	<i>232</i>	<i>57</i>	<i>716</i>	<i>335</i>	<i>331</i>	<i>907</i>	<i>312</i>	<i>696</i>	<i>2,070</i>	<i>2,006</i>
TOTAL	18,893	27,961	14,834	15,057	14,507	25,755	34,037	15,468	20,710	19,366
Total value of Shells and Cowries—										
BRITISH EMPIRE						1,06,155	79,758	57,480	70,679	90,509
FOREIGN COUNTRIES						66,678	55,057	24,454	29,786	36,482
TOTAL						1,72,833	1,28,810	81,934	1,00,465	1,26,991
Smoker's requisites (excluding tobacco) (III. U)—										
United Kingdom (including Channel Islands)						72,921	59,265	1,24,583	1,27,160	64,813
Hongkong						15,744	10,802	10,068	11,595	9,829
Other British Possessions						1,978	3,174	1,667	1,341	1,067
TOTAL BRITISH EMPIRE						89,943	72,041	1,36,318	1,40,096	1,05,709
Germany						20,194	16,722	32,269	25,608	16,000
France						51,515	63,810	73,088	42,000	59,793
Italy (including Fiume)						22,784	35,384	39,800	30,108	48,589
Austria						5,789	2,120	7,874	765	681
Japan						19,020	25,171	1,21,613	1,41,648	1,13,724
United States of America—										
Via Atlantic Coast.						1,746	620	980	2,185	6,901
" Pacific "						53
Other Foreign Countries						7,052	4,138	7,120	8,260	4,694
TOTAL FOREIGN COUNTRIES						1,29,000	1,52,415	2,82,194	2,50,659	2,50,554
<i>Share of Bengal</i>						<i>53,712</i>	<i>59,120</i>	<i>1,07,944</i>	<i>93,306</i>	<i>1,00,337</i>
<i>" Bombay</i>						<i>78,032</i>	<i>54,101</i>	<i>1,32,315</i>	<i>1,70,858</i>	<i>1,04,236</i>
<i>" Sind</i>						<i>14,335</i>	<i>13,732</i>	<i>33,558</i>	<i>34,462</i>	<i>20,022</i>
<i>" Madras</i>						<i>10,886</i>	<i>7,936</i>	<i>12,860</i>	<i>13,937</i>	<i>13,264</i>
<i>" Burma</i>						<i>57,173</i>	<i>92,518</i>	<i>1,40,555</i>	<i>37,682</i>	<i>1,17,325</i>
TOTAL						2,18,943	2,24,456	4,18,532	3,90,745	3,56,268
Soap—										
<i>Household and laundry soap in bars or tablets (III. U)—</i>										
United Kingdom (including Channel Islands)	Cwts.	Cwts.	Cwts.	Cwts.	Cwts.	51,05,689	48,09,615	38,23,026	27,26,663	2,00,737
282,387	207,746	198,928	137,553	5,404						
Straits Settlements	6,561	16,058	9,175	1,061	224	87,653	2,11,623	1,03,326	10,833	2,950
Commonwealth of Australia	704	472	205	117	..	13,487	11,178	4,392	2,425	12
Other British Possessions	87	245	111	62	9	3,119	3,927	1,606	1,066	200
TOTAL BRITISH EMPIRE	289,689	224,516	208,419	138,803	5,637	52,09,949	45,36,558	39,38,650	27,40,926	2,03,899
Netherlands	687	80	32	18,348	1,511	641
France	23,068	17,168	12,138	5,744	2,675	2,75,127	2,76,082	1,82,340	80,476	40,086
Japan	1,193	2,511	28,409	11,645	2,895	27,975	41,426	3,07,593	1,95,272	40,100

ARTICLES AND COUNTRIES OF CONSIGNMENT; ALSO SHARE OF EACH PROVINCE	QUANTITY					VALUE				
	1931-32	1932-33	1933-34	1934-35	1935-36	1931-32	1932-33	1933-34	1934-35	1935-36
						R	R	R	R	R
Soap—continued										
Household and laundry soap in bars or tablets (III. U)—continued										
United States of America—										
<i>Vid Atlantic Coast</i>	224	148	886	428	145	6,582	7,880	7,952	9,702	8,928
<i>" Pacific "</i>	"	"	195	"	"	"	27	2,482	81	82
Other Foreign Countries	849	812	825	626	112	15,422	5,886	5,610	7,913	1,988
TOTAL FOREIGN COUNTRIES	25,906	20,214	41,455	18,443	6,927	4,35,904	3,32,812	5,06,618	2,98,894	36,488
Share of Bengal	19,795	15,660	26,555	16,420	3,417	5,52,752	4,04,321	4,27,771	3,66,375	77,218
<i>" Bombay</i>	<i>108,328</i>	<i>99,600</i>	<i>98,220</i>	<i>65,948</i>	<i>3,040</i>	<i>20,07,974</i>	<i>17,25,027</i>	<i>16,06,427</i>	<i>10,32,715</i>	<i>64,921</i>
<i>" Sind</i>	<i>27,227</i>	<i>31,608</i>	<i>29,724</i>	<i>25,160</i>	<i>3,524</i>	<i>6,92,545</i>	<i>3,05,324</i>	<i>6,34,693</i>	<i>5,35,722</i>	<i>23,833</i>
<i>" Madras</i>	<i>32,014</i>	<i>32,795</i>	<i>21,976</i>	<i>21,923</i>	<i>680</i>	<i>7,65,683</i>	<i>7,28,994</i>	<i>6,43,010</i>	<i>4,71,160</i>	<i>19,429</i>
<i>" Burma</i>	<i>78,233</i>	<i>65,007</i>	<i>59,292</i>	<i>27,773</i>	<i>1,734</i>	<i>16,29,295</i>	<i>11,94,994</i>	<i>10,78,262</i>	<i>5,76,472</i>	<i>23,573</i>
TOTAL	265,655	244,730	244,874	157,246	12,464	26,48,852	48,60,170	44,40,268	30,34,320	2,89,382
Toilet soap (III. U)—										
United Kingdom (including Channel Islands)	23,616	35,164	35,080	33,512	21,721	21,27,004	24,67,226	23,77,647	24,63,177	23,89,070
Ceylon (excluding Maldives)	42	66	43	10	46	2,077	6,439	4,489	550	5,403
Straits Settlements	115	777	410	322	180	4,906	29,167	14,622	12,688	5,523
Commonwealth of Australia	1,451	1,022	877	473	534	26,277	27,212	21,174	10,688	11,247
Other British Possessions	22	65	13	2	2	2,511	2,778	1,120	862	269
TOTAL BRITISH EMPIRE	25,249	37,064	36,378	34,319	22,433	21,25,275	25,22,822	24,29,252	24,87,655	24,12,622
Denmark	542	176	89	58	25	18,160	9,252	2,761	1,485	1,112
Germany	712	639	512	546	551	58,936	44,877	39,768	47,725	38,575
Netherlands	128	251	169	33	6	5,061	9,989	4,027	1,807	739
France	617	194	79	69	147	20,476	12,777	10,111	10,322	10,068
Austria	115	172	150	23	5	10,877	12,207	11,243	1,545	477
Java	49	93	186	526	309	4,277	6,018	9,192	19,510	12,770
Japan	166	878	10,376	3,922	3,108	5,277	46,192	2,87,688	1,18,149	1,06,968
United States of America—										
<i>Vid Atlantic Coast</i>	<i>4,139</i>	<i>4,255</i>	<i>4,059</i>	<i>5,291</i>	<i>4,320</i>	<i>4,85,122</i>	<i>4,05,240</i>	<i>4,00,451</i>	<i>4,42,633</i>	<i>3,32,440</i>
<i>" Pacific "</i>	"	"	"	124	6	58	78	9	9,420	492
Other Foreign Countries	59	65	13	16	4	3,513	7,209	1,587	1,708	429
TOTAL FOREIGN COUNTRIES	9,527	6,728	15,648	10,309	9,005	6,21,757	5,52,822	7,67,847	6,54,314	5,54,072
Share of Bengal	9,230	15,278	14,222	12,114	12,421	6,54,277	3,55,404	7,59,920	3,12,725	3,34,261
<i>" Bombay</i>	<i>7,229</i>	<i>3,609</i>	<i>15,052</i>	<i>11,540</i>	<i>9,574</i>	<i>3,05,224</i>	<i>7,27,631</i>	<i>3,67,192</i>	<i>7,24,691</i>	<i>7,40,437</i>
<i>" Sind</i>	<i>3,036</i>	<i>4,331</i>	<i>9,106</i>	<i>7,220</i>	<i>7,466</i>	<i>3,22,201</i>	<i>3,23,296</i>	<i>6,07,763</i>	<i>5,68,534</i>	<i>5,32,026</i>
<i>" Madras</i>	<i>9,135</i>	<i>12,011</i>	<i>10,227</i>	<i>10,169</i>	<i>9,650</i>	<i>7,94,024</i>	<i>3,95,631</i>	<i>7,21,625</i>	<i>7,66,070</i>	<i>6,26,199</i>
<i>" Burma</i>	<i>1,226</i>	<i>2,223</i>	<i>2,673</i>	<i>2,225</i>	<i>2,227</i>	<i>2,00,646</i>	<i>2,11,004</i>	<i>1,20,522</i>	<i>1,22,222</i>	<i>1,72,127</i>
TOTAL	31,776	42,812	52,016	44,628	41,423	22,07,032	20,26,608	21,97,099	21,41,979	20,66,600
Other sorts (III. U)—										
United Kingdom (including Channel Islands)	8,810	5,152	5,252	3,560	5,027	2,62,079	1,82,411	1,57,695	1,19,481	1,55,551
Other British Possessions	42	9	26	12	10	1,226	314	763	754	325
TOTAL BRITISH EMPIRE	8,852	5,162	5,278	3,572	5,037	2,63,305	1,82,725	1,58,458	1,20,235	1,55,876
Germany	2,042	1,659	924	505	142	1,16,627	1,00,220	20,276	10,961	4,690
France	225	145	156	51	226	9,246	2,972	3,601	1,472	6,277
Japan	114	619	58	442	27	1,925	7,222	946	4,229	926

No. 10—continued

ARTICLES AND COUNTRIES OF CONSIGNMENT; ALSO SHARE OF EACH PROVINCE	QUANTITY					VALUE				
	1931-32	1932-33	1933-34	1934-35	1935-36	1931-32	1932-33	1933-34	1934-35	1935-36
<i>Soap—concluded.</i>						R	R	R	R	R
<i>Other sorts (III. U)—continued</i>	Cwts.	Cwts.	Cwts.	Cwts.	Cwts.					
United States of America— Via Atlantic Coast	222	188	48	88	64	21,209	12,014	3,092	1,888	1,026
" Pacific "	12	100
Other Foreign Countries	186	81	37	829	48	3,168	697	3,432	5,663	1,158
TOTAL FOREIGN COUNTRIES	3,600	2,687	1,285	1,860	668	1,52,055	1,24,311	41,587	24,204	16,048
<i>Share of Bengal</i>	3,065	2,349	2,589	1,119	1,863	1,03,554	76,800	68,525	26,410	67,293
" Bombay "	4,749	3,328	1,981	1,854	1,408	1,60,868	1,45,483	71,081	50,698	42,648
" Sind "	375	319	918	840	1,084	37,431	37,196	34,258	39,038	39,349
" Madras "	613	454	284	373	471	22,387	18,774	9,767	10,777	13,563
" Burma "	3,051	849	751	742	795	92,032	28,783	16,369	17,586	18,397
TOTAL	12,858	7,799	6,523	4,933	5,615	4,16,270	3,07,036	1,99,995	1,44,499	1,71,219
<i>Total Soap—</i>	Cwts.	Cwts.	Cwts.	Cwts.	Cwts.					
United Kingdom (including Channel Islands)	264,763	248,063	234,210	174,635	42,162	75,04,772	69,59,262	68,59,468	53,09,321	27,46,558
Ceylon (including Maldives)	56	146	57	59	57	4,503	7,610	4,817	1,042	5,697
Straits Settlements	6,710	16,831	9,606	1,385	359	93,188	2,40,858	1,18,379	28,667	8,627
Commonwealth of Australia	2,158	1,405	1,095	591	584	50,408	38,454	35,765	13,425	11,402
Other British Possessions	104	227	112	25	5	5,607	5,722	2,431	571	383
TOTAL BRITISH EMPIRE	273,701	266,762	245,080	176,695	43,117	76,58,538	72,51,911	65,21,360	53,48,826	27,72,657
Denmark	561	180	89	53	35	18,325	9,424	2,761	1,485	1,112
Germany	3,400	2,298	1,443	1,145	694	1,77,222	1,45,273	70,244	60,334	43,269
Netherlands	909	338	206	88	11	21,495	11,798	5,831	1,807	918
France	24,018	17,597	12,373	5,864	3,118	4,15,549	2,92,831	1,96,052	92,286	56,431
Italy (including Fiume)	283	272	198	243	23	5,715	5,996	3,405	4,047	680
Austria	115	178	170	126	6	10,877	12,207	18,859	3,117	520
Java	325	98	243	784	352	8,858	6,023	10,375	22,137	13,237
Japan	1,473	4,003	33,843	15,710	7,025	35,247	94,851	5,96,227	3,18,250	1,48,063
United States of America— Via Atlantic Coast	4,585	4,581	4,503	5,752	5,038	5,12,868	4,25,134	4,11,495	4,53,668	3,83,239
" Pacific "	177	124	6	58	108	2,631	9,451	524
Other Foreign Countries	327	125	83	273	92	7,407	7,321	3,072	5,390	1,611
TOTAL FOREIGN COUNTRIES	35,993	29,579	53,333	30,112	16,400	12,18,616	10,10,961	13,16,002	9,71,972	6,54,604
<i>Share of Bengal</i>	32,090	33,337	42,443	39,662	17,701	13,10,533	13,36,435	12,56,228	12,07,020	9,59,379
" Bombay "	121,024	111,627	115,293	79,340	14,016	39,74,664	26,18,141	25,44,705	18,79,099	8,44,000
" Sind "	31,733	36,758	39,303	33,380	12,134	11,12,177	12,30,126	13,26,714	11,93,379	6,66,013
" Madras "	41,762	45,260	45,147	32,430	10,310	15,62,169	16,43,399	14,34,403	12,43,307	7,19,306
" Burma "	33,120	68,309	62,732	31,445	4,856	19,22,571	14,34,781	12,75,314	7,92,393	2,24,067
TOTAL	309,784	296,341	303,413	206,307	69,517	83,72,154	62,62,872	78,37,362	63,20,798	34,27,261
<i>Specimens (Illustrative of Natural Science) (I. B)—</i>										
United Kingdom (including Channel Islands)	—	—	—	—	—	17,866	11,896	17,267	13,960	7,093
Other British Possessions	—	—	—	—	—	1,989	882	463	1,956	374
TOTAL BRITISH EMPIRE	—	—	—	—	—	19,855	12,778	17,730	15,916	7,467
Germany	—	—	—	—	—	11,017	12,175	11,637	30,137	13,090

ARTICLES AND COUNTRIES OF CONSIGNMENT; ALSO SHARE OF EACH PROVINCE	QUANTITY					VALUE				
	1981-82	1982-83	1983-84	1984-85	1985-86	1981-82	1982-83	1983-84	1984-85	1985-86
						₹	₹	₹	₹	₹
Specimens (Illustrative of Natural Science) (II. B)—continued										
Egypt	—	—	—	—	—	—	—	—	—	8,000
Other Foreign Countries	—	—	—	—	—	10,184	4,448	4,685	10,806	5,120
TOTAL FOREIGN COUNTRIES	—	—	—	—	—	21,201	16,618	16,323	40,948	26,210
Share of Bengal	—	—	—	—	—	5,049	3,197	5,079	7,678	7,205
" <i>Bombay</i>	—	—	—	—	—	21,484	16,188	16,126	17,877	17,508
" <i>Sind</i>	—	—	—	—	—	5,516	1,407	5,454	22,705	6,085
" <i>Madras</i>	—	—	—	—	—	6,291	2,322	6,681	3,242	2,344
" <i>Burma</i>	—	—	—	—	—	4,708	772	233	257	590
TOTAL	—	—	—	—	—	41,046	29,895	34,073	56,259	33,682
Spices—										
 <i> Betelnuts (I. F)—</i>										
Ceylon (excluding Maldives)	97,509	99,959	87,257	74,698	82,724	30,68,285	17,35,383	14,77,258	10,35,382	9,47,409
Straits Settlements	989,023	995,156	1,071,055	1,223,275	1,218,286	1,22,36,568	99,58,357	87,15,177	96,14,466	86,55,063
Federated Malay States	57	49	942	1,175	..	480	579	6,614	7,766	..
Hongkong	866	5,703	..	1,152	..	2,418	28,408	..	5,568
Other British Possessions	41	162	415	..	6	595	1,698	2,489	2	98
TOTAL BRITISH EMPIRE	1,086,720	1,095,202	1,165,382	1,299,143	1,302,168	1,43,05,893	1,16,94,430	1,02,20,941	1,06,57,616	96,08,138
Sumatra	5,642	3,267	1,835	41,001	17,957	11,244
Java	12,657	17,179	23,324	17,842	13,419	1,59,208	1,75,861	1,87,459	2,07,199	90,279
Siam	52	57	1,860	478	344	9,424
China (exclusive of Hongkong and Macao)	1,532	3,399	..	723	160	9,255	22,281	..	3,891	1,100
Other Foreign Countries	9	12	60	10	..	201	193	379	115	..
TOTAL FOREIGN COUNTRIES	14,300	21,147	29,026	21,842	17,274	1,69,142	1,98,679	2,28,839	2,29,162	1,12,047
Share of Bengal	639,655	685,092	660,305	767,853	759,347	78,63,857	53,96,742	51,25,134	52,85,783	47,14,722
" <i>Bombay</i>	126,372	201,646	204,523	190,779	222,221	18,90,536	23,38,464	18,45,788	15,35,272	19,03,927
" <i>Sind</i>	10,538	2,609	7,106	540	722	2,344	25,295	7,609	3,543	6,463
" <i>Madras</i>	218,708	236,366	257,703	268,068	233,930	24,99,843	31,94,164	22,83,657	23,81,439	23,35,834
" <i>Burma</i>	104,751	29,936	70,871	92,745	163,622	12,28,411	9,28,444	5,98,599	6,80,801	7,59,219
TOTAL	1,101,020	1,117,349	1,194,408	1,320,985	1,319,442	1,44,75,040	1,18,98,109	1,04,68,780	1,08,86,778	97,20,185
 <i> Cardamoms (I. F)—</i>										
Ceylon (excluding Maldives)	104	186	44	24	18	10,360	18,016	2,981	1,787	1,817
Straits Settlements	9	2	2	396	268	68	..	2
Hongkong	106	119	70	36	16	5,989	6,313	5,499	1,890	594
Other British Possessions	5
TOTAL BRITISH EMPIRE	219	307	116	60	34	16,745	24,602	9,548	3,677	2,412
China (exclusive of Hongkong and Macao)	445	671	575	902	640	28,313	39,019	30,882	23,204	27,297
Other Foreign Countries	85
TOTAL FOREIGN COUNTRIES	445	671	575	902	640	28,313	39,054	30,882	23,204	27,297
Share of Bengal	134	37	79	701	41	2,367	4,406	5,933	13,093	1,446
" <i>Bombay</i>	129	307	44	58	20	11,824	24,568	3,908	3,902	1,320
" <i>Sind</i>	9	7	570	97	39	..	809
" <i>Madras</i>	292	534	588	293	606	22,997	24,536	30,497	10,186	26,144
TOTAL	664	978	691	962	674	45,058	63,656	40,375	26,881	29,710
 <i> Cassia (I. F)—</i>										
Ceylon (excluding Maldives)	78	62	125	415	1,158	926	689	1,376	5,881	15,135
Straits Settlements	1,261	568	793	907	4,268	16,222	6,255	8,755	9,945	50,179
Hongkong	16,391	15,527	13,005	13,002	25,476	1,95,060	1,75,066	1,67,847	1,53,366	3,19,674
Other British Possessions	13	1	142	186	24	1,620
TOTAL BRITISH EMPIRE	17,728	16,158	13,923	14,414	31,039	2,12,394	1,82,588	1,67,978	1,60,192	3,86,008

No. 10—continued

ARTICLES AND COUNTRIES OF CONSIGNMENT; ALSO SHARE OF EACH PROVINCE	QUANTITY					VALUE				
	1981-82	1982-88	1988-84	1984-85	1985-86	1981-82	1982-88	1988-84	1984-85	1985-86
Spices—continued										
Cassia—continued										
China (excluding of Hongkong and Macao)	48,454	42,608	54,182	58,808	55,556	5,61,471	5,08,500	6,07,916	5,81,898	6,19,628
Japan	70	..	477	507	..	710	..	4,157	6,325
Other Foreign Countries	76	90	524
TOTAL FOREIGN COUNTRIES	48,454	42,678	54,182	54,280	56,189	5,61,471	5,09,210	6,07,916	5,85,648	6,26,471
Share of Bengal	20,530	19,396	24,225	24,468	28,562	2,49,574	2,04,560	2,98,199	2,53,512	2,84,105
.. Bombay	30,267	28,017	31,037	30,728	41,628	4,02,943	3,57,212	3,52,407	3,08,043	5,30,086
.. Sind	4,321	5,807	6,235	7,607	8,175	40,350	53,042	58,622	72,937	98,225
.. Madras	5,370	4,345	5,858	5,301	7,617	73,176	53,021	63,147	53,228	55,158
.. Burma	708	1,369	705	692	1,195	8,922	17,458	8,519	7,115	14,904
TOTAL	61,192	58,834	68,060	68,694	87,178	7,73,665	6,91,798	7,75,894	7,54,835	10,18,079
Onitites (I. P) —										
Ceylon (excluding Maldives)	612	312	231	1	21	9,458	3,897	3,761	23	234
Straits Settlements	18	..	237	..	7	205	12	5,078	..	148
Other British Possessions	1	1	1	17	..	14	17	13	374	..
TOTAL BRITISH EMPIRE	626	313	469	18	28	9,677	3,926	9,752	397	382
Siam	745	1	8,099	5
Other Foreign Countries	8	..	4	18	11	185	..	66	316
TOTAL FOREIGN COUNTRIES	..	8	..	749	18	11	185	1	8,765	321
Share of Bengal	1	60	..
.. Bombay	8	2	14	18	..	185	15	267	318
.. Sind	1	1	15	12
.. Madras	611	312	465	746	20	9,437	3,897	9,716	3,719	320
.. Burma	15	1	2	5	7	251	29	25	121	155
TOTAL	626	321	469	767	46	9,688	4,111	9,752	9,162	708
Cinnamon (I. P)—										
TOTAL BRITISH EMPIRE	4	7	6	8	28	164	1,187	972	1,080	720
TOTAL FOREIGN COUNTRIES	2	100	140	..	254	381
Share of Bengal	2	23
.. Bombay	4
.. Madras	3	5	5	3	26	124	127	129	57	363
.. Burma	1	2	1	5	2	140	1,195	243	1,277	774
TOTAL	4	7	6	8	30	264	1,327	972	1,334	1,101
Cloves (I. P)—										
United Kingdom (including Channel Islands)	757	143	100	1,106	1,886	8,726	3,350	1,007	11,752	42,799
Aden and Dependencies	32	576	5	2,000	37,464	205	..
Ceylon (excluding Maldives)	266	410	144	1,988	368	12,159	15,736	4,673	83,809	11,198
Zanzibar and Pemba	65,514	61,181	70,233	78,917	61,539	39,70,084	38,80,405	33,60,895	29,26,847	20,85,558
Kenya Colony	1,250	..	82	794	23	53,559	..	960	29,658	129
Tanganyika Territory	140	6,702
Other British Possessions	7	7	1	4	8	271	350	35	182	309
TOTAL BRITISH EMPIRE	67,794	61,872	71,866	77,902	63,810	40,74,899	34,05,633	34,04,534	30,52,153	21,39,988
Germany	14,996	6,397	5,104	5,035	6,334	1,39,537	58,842	30,811	31,381	33,043
France	192	..	20	47	88	14,075	..	625	1,640	3,110
Italy (including France)	100	7,920
Java	642	..	9	28,420
Egypt	41	92	126	1,657	3,680	5,040
Madagascar and Kerguelon	98	192	..	215	2,645	4,490	11,400	..	7,868	1,07,366

GENERAL IMPORTS

(870)

No 10—continued

ARTICLES AND COUNTRIES OF CONSIGNMENT; ALSO SHARE OF EACH PROVINCE	QUANTITY					VALUE				
	1931-32	1932-33	1933-34	1934-35	1935-36	1931-32	1932-33	1933-34	1934-35	1935-36
						₹	₹	₹	₹	₹
Spices—continued										
Cloves (I. F)—continued										
Other Foreign Countries	690	100	212	..	1	8,294	2,820	4,217	..	15
TOTAL FOREIGN COUNTRIES	16,076	6,639	5,377	6,289	9,836	1,74,316	78,071	87,810	44,589	1,70,096
Share of Bengal	17,789	16,766	17,000	22,978	17,405	10,86,226	7,85,673	7,06,305	8,26,104	4,87,848
„ <i>Bombay</i>	65,544	49,703	67,744	59,408	53,898	31,67,585	26,29,537	26,63,990	21,75,704	17,40,597
„ <i>Sind</i>	14	62	31	73	..	611	1,514	937	1,613	1
„ <i>Madras</i>	623	2,008	1,981	2,731	2,344	24,790	83,833	69,365	90,213	88,232
„ <i>Burma</i>	24	7	1	3	3	1,143	267	108	312
TOTAL	83,870	65,561	76,763	84,191	78,655	42,49,218	34,81,704	34,41,844	30,06,742	25,16,084
Ginger (I. F)—										
Straits Settlements	6	..	2	500	163	51	..	25	10,865	4,113
Hongkong	442	1,215	9,385	22,757
Kenya Colony	195	5,556
Other British Possessions	2	1	..	68	36	60	30	4	1,015	1,100
TOTAL BRITISH EMPIRE	8	1	2	1,005	1,509	111	30	29	20,765	33,526
China (exclusive of Hong-kong and Macao)	2	..	1,757	22	..	23,548
Japan	719	752	1,267	11,937	6,639	18,851	18,472	23,241	2,07,926	1,75,757
TOTAL FOREIGN COUNTRIES	719	752	1,269	11,937	8,396	18,851	18,472	23,263	2,07,926	1,99,305
Share of Bengal	487	251	327	1,245	2 5	10,011	4,502	6,423	22,647	44,036
„ <i>Bombay</i>	294	501	942	11,639	6,622	8,890	13,971	16,840	2,03,817	1,82,021
„ <i>Madras</i>	195	10	10	4	1	5,559
„ <i>Burma</i>	8	1	2	153	23	41	19	25	2,226	615
TOTAL	727	753	1,271	12,042	9,095	18,962	18,502	23,292	2,22,091	2,32,831
Nutmegs (I. F)—										
Ceylon (excluding Maldives).	361	287	484	593	727	8,273	4,426	8,236	9,891	18,539
Straits Settlements	8,244	8,178	8,068	9,045	8,229	3,76,994	3,11,965	2,82,268	2,31,807	2,44,390
Other British Possessions	32	13	6	6	3	1,758	584	252	204	128
TOTAL BRITISH EMPIRE	8,637	8,478	9,108	10,584	8,959	3,87,025	3,16,925	2,90,770	2,41,402	2,58,057
Java	50	278	289	110	323	2,100	6,935	5,464	1,980	6,603
Other Foreign Countries	184	1	24	172	15	1,208	23	690	3,463	423
TOTAL FOREIGN COUNTRIES	184	274	263	282	338	3,308	6,958	6,154	5,393	6,991
Share of Bengal	2,128	2,323	2,414	4,343	2,622	91,027	74,930	64,852	67,132	61,884
„ <i>Bombay</i>	4,837	4,557	4,914	4,379	4,530	3,36,805	1,94,522	1,76,460	1,23,776	1,45,281
„ <i>Sind</i>	50	40	53	114	55	1,752	1,071	1,012	1,662	1,331
„ <i>Madras</i>	739	753	932	979	392	39,627	22,562	25,042	22,020	22,861
„ <i>Burma</i>	1,017	1,024	1,042	1,002	1,198	31,320	29,647	29,564	27,428	23,523
TOTAL	8,821	8,747	9,866	10,816	9,297	3,90,331	3,23,783	2,96,980	2,46,795	2,65,044
Pepper (I. F)—										
United Kingdom (including Channel Islands)	38	45	46	21	23	5,502	5,750	5,054	3,035	2,97
Ceylon (excluding Maldives)	376	41	208	37	35	23,745	1,540	7,179	952	1,47
Straits Settlements	7,965	10,248	7,714	2,934	36,331	4,86,105	4,88,816	2,40,175	76,658	7,61,78
Other British Possessions	72	56	74	101	30	4,490	2,188	2,482	3,575	2,14
TOTAL BRITISH EMPIRE	8,451	10,390	8,042	3,093	37,019	5,19,842	4,93,244	2,54,890	34,230	7,68,34

No. 10—continued

ARTICLES, AND COUNTRIES OF CONSIGNMENT; ALSO SHARE OF EACH PROVINCE	QUANTITY					VALUE				
	1931-32	1932-33	1933-34	1934-35	-3 '6	1931-32	1932-33	1933-34	1934-35	1935-36
Spices—continued										
Pepper (I. P.)—continued	Owts.	Owts.	Owts.	Owts.	Owts.	Rs	Rs	Rs	Rs	Rs
Java	1,546	2,351	2,471	2,257	92,745	86,657	81,249	91,960	66,146	16,46,744
Egypt	198	5,800
Other Foreign Countries	18	..	1	..	2	954	..	75	6	28
TOTAL FOREIGN COUNTRIES	1,569	2,351	2,472	2,257	92,940	84,611	81,249	92,035	66,152	16,52,182
Share of Bengal	3,456	3,785	4,307	3,611	10,939	2,04,235	1,37,586	1,21,707	77,211	1,72,566
" Bombay	5,880	5,237	6,374	2,152	1,12,524	3,64,577	4,11,233	2,00,513	58,479	21,20,639
" Sind	27	53	32	..	5,539	767	2,092	689	..	1,05,134
" Madras	238	226	220	144	351	14,814	11,439	3,340	4,446	10,110
" Burma	434	440	521	443	556	19,020	17,133	15,671	9,543	12,071
TOTAL	10,010	12,741	11,514	6,850	1,29,959	6,08,453	5,79,493	3,46,925	1,50,372	24,20,519
Other sorts (I. P.)—	Owts.	Owts.	Owts.	Owts.	Owts.					
Ceylon (excluding Maldives)	123	48	21	25	61	5,597	2,574	1,707	1,572	5,065
Straits Settlements	1,764	1,405	1,763	1,320	1,863	2,26,542	1,59,240	1,56,032	1,26,281	1,53,550
Hongkong	464	123	..	50	86	7,725	1,429	..	420	1,007
Other British Possessions	5	36	3	17	11	1,029	1,616	426	2,037	2,133
TOTAL BRITISH EMPIRE	2,366	1,612	1,777	1,412	2,021	2,40,893	1,64,858	1,58,165	1,30,810	1,61,755
Java	10	15	39	1,097	1,051	6,320
Japan	715	2,017	810	1,644	1,631	13,717	24,598	6,961	14,036	15,235
Other Foreign Countries	15	46	2	94	7	258	1,233	109	3,132	56
TOTAL FOREIGN COUNTRIES	740	2,078	901	1,738	1,638	15,072	27,487	13,390	17,268	15,341
Share of Bengal	406	231	359	239	373	44,255	25,406	34,535	25,721	32,416
" Bombay	2,124	2,068	1,355	2,435	2,622	1,54,333	1,25,333	1,07,394	53,865	99,444
" Sind	15	1	6	9	3	2,343	146	632	353	255
" Madras	349	305	344	309	526	43,494	30,706	21,553	26,135	32,555
" Burma	122	137	122	137	135	11,840	10,199	7,855	10,399	11,417
TOTAL	3,106	3,690	2,678	3,150	3,659	2,56,565	1,92,345	1,72,055	1,47,578	1,77,036
Total Spices—	Owts.	Owts.	Owts.	Owts.	Owts.					
United Kingdom (including Channel Islands)	314	216	147	1,207	1,954	15,432	9,933	6,276	17,727	49,863
Aden and Dependencies	24	38	376	44	..	523	2,023	37,500	1,807	..
Ceylon (excluding Maldives)	99,527	101,323	88,469	77,766	85,167	21,33,862	17,82,335	15,08,290	11,33,346	9,05,951
Straits Settlements	1,008,393	1,015,560	1,030,234	1,233,836	1,269,656	1,38,42,490	1,00,21,013	94,08,680	1,00,60,794	93,69,751
Federated Malay States	53	66	947	1,133	147	533	1,584	6,929	8,251	1,913
Hongkong	16,961	16,633	13,730	13,625	27,947	2,03,773	1,37,242	1,92,430	1,05,933	3,50,019
Zanzibar and Pemba	65,635	61,347	70,310	73,990	61,625	39,76,402	33,84,343	33,63,013	29,29,172	20,37,733
Kenya Colony	1,250	..	32	794	213	33,559	..	960	29,353	5,635
Tanganyika Territory	..	143	6,302
Other British Possessions	1	2	416	2	..	15	33	2,502	64	4
TOTAL BRITISH EMPIRE	1,193,563	1,195,333	1,270,211	1,407,539	1,446,714	1,97,66,643	1,62,95,413	1,45,26,530	1,43,60,312	1,33,59,974
Germany	14,933	6,397	5,104	5,935	6,334	1,39,537	53,342	30,311	31,337	33,043
France	102	20	20	47	33	14,075	436	625	1,640	3,110
Italy (including Fiume)	100	..	1	7,920	..	74
Sumatra	5,642	3,237	1,335	4	..	41,001	17,957	11,244
Java	14,233	19,313	27,123	21,211	107,129	2,46,673	2,65,605	2,91,703	2,75,309	17,72,003
Siam	52	57	..	745	1,936	573	344	1	3,699	9,953
China (exclusive of Hongkong and Macao)	45,494	47,173	54,709	55,432	53,122	5,99,990	5,69,941	6,33,770	6,63,534	6,72,004

GENERAL IMPORTS

(372)

No. 10—continued

ARTICLES, AND COUNTRIES OF CONSIGNMENT; ALSO SHARE OF EACH PROVINCE	QUANTITY					VALUE				
	1931-32	1932-33	1933-34	1934-35	1935-36	1931-32	1932-33	1933-34	1934-35	1935-36
	Owts.	Owts.	Owts.	Owts.	Owts.	Rs.	Rs.	Rs.	Rs.	Rs.
Spices—continued										
Total Spices—continued										
Japan	1,434	2,839	2,077	14,131	8,795	32,570	43,315	30,202	2,27,900	1,07,633
Egypt	41	93	819	1,637	3,632	10,400
Madagascar and Kerguelon	93	192	..	215	2,645	4,400	11,400	..	7,800	1,07,368
Other Foreign Countries .	848	147	293	161	18	9,950	4,022	5,390	4,608	471
TOTAL FOREIGN COUNTRIES	77,477	76,648	95,015	101,276	137,221	10,55,793	9,54,405	10,40,240	11,38,356	23,17,232
Share of Bengal										
.. Bombay	234,437	295,942	307,435	300,433	444,353	62,37,642	60,96,139	53,37,315	45,60,392	67,24,252
.. Sind	14,933	8,572	7,433	3,344	14,602	49,626	39,167	69,593	30,322	2,12,140
.. Madras	226,973	246,932	263,032	273,434	245,607	37,13,312	34,35,350	31,11,939	35,98,454	26,07,773
.. Burma	109,033	92,044	73,274	96,033	106,747	12,99,753	10,15,273	6,59,352	7,39,773	3,33,051
TOTAL	1,270,040	1,271,931	1,365,226	1,508,365	1,633,935	2,08,22,441	1,72,40,822	1,55,66,620	1,55,49,168	1,61,77,256
Starch, Dextrine and Farina—										
Starch (III. U)—										
United Kingdom (including Channel Islands)	1,433	2,911	3,092	3,344	1,132	33,577	49,916	52,493	43,117	33,933
Other British Possessions	327	26	716	4	..	1,762	175	3,233	87	..
TOTAL BRITISH EMPIRE	1,770	2,948	3,808	3,368	1,132	35,339	50,091	55,726	43,204	33,933
Germany	2,691	13,133	29,03	64,126	84,359	24,033	1,26,711	1,79,432	4,39,733	5,76,706
Netherlands	35,212	39,260	36,393	35,222	66,654	4,07,033	4,47,132	3,27,737	4,32,447	6,00,133
Belgium	30,639	33,532	27,729	26,219	33,234	2,46,052	2,47,901	1,79,763	1,97,637	2,33,773
France	125	..	3,230	3,973	..	1,356	..	20,712	30,533
Luxemburg	750	11,952
Italy (including Fiume)	642	445	660	80	170	7,231	6,373	3,697	1,025	2,003
Hungary	443	..	615	5,364	..	5,334
Czechoslovakia	46,229	125	3,31,293	1,905
Yugo-slavia (Kingdom of the Serbs, Croats and Slovenes)	150	364	3,333	7,733
Java	1,055	..	4	6,592	..	30	..
Japan	8	20	192	35,169	3,049	137	597	1,637	2,17,620	19,715
Egypt	4,573	23,556	..
United States of America— Via Atlantic Coast	23,330	45,971	91,203	57,753	30,733	2,13,264	3,92,397	5,93,332	4,03,133	2,17,270
Other Foreign Countries	201	40	..	201	432	1,332	543	3	1,403	3,024
TOTAL FOREIGN COUNTRIES	140,403	133,761	176,209	226,632	237,123	13,00,010	12,31,552	12,96,565	17,51,401	17,01,563
Share of Bengal										
.. Bombay	32,901	72,933	91,349	139,374	107,333	7,93,349	6,73,033	7,14,603	11,03,473	3,62,799
.. Sind	1,319	357	1,430	2,393	2,766	30,040	13,525	16,434	31,736	24,331
.. Madras	1,633	1,473	2,231	1,309	6,972	19,431	16,467	13,310	33,133	54,331
.. Burma	352	194	511	174	303	7,114	4,404	7,943	3,373	4,711
TOTAL	142,173	141,707	136,017	230,459	228,310	13,35,339	12,31,643	13,52,205	17,09,605	17,35,501
Farina and Potato flour (III. U)—										
United Kingdom (including Channel Islands)	370	632	1,325	16,321	11,740	7,640	5,349	10,203	1,13,054	34,323
Poland (including Danzig)	1,575	6,425	15,337	12,511	43,166	1,12,311
Germany	7,492	333	1,631	661	994	31,324	5,669	12,909	4,743	7,602
Netherlands	100,143	33,333	73,563	53,100	57,931	7,37,249	6,70,132	5,45,031	4,16,070	4,40,323
Belgium	1,005	1,763	3,943	1,207	2,633	7,291	11,996	13,623	7,459	30,230
Japan	637	11,253	632	4,690	70,733	4,179
United States of America— Via Atlantic Coast	1,100	10	..	3,613	610	..
Other Foreign Countries	257	..	120	..	394	2,213	..	327	..	2,332
TOTAL FOREIGN COUNTRIES	109,997	99,979	31,523	72,746	78,536	3,06,695	6,37,347	5,94,646	5,47,331	5,36,549

No. 10—continued

ARTICLES, AND COUNTRIES OF CONSIGNMENT; ALSO SHARE OF EACH PROVINCE	QUANTITY					VALUE				
	1931-32	1932-33	1933-34	1934-35	1935-36	1931-32	1932-33	1933-34	1934-35	1935-36
	Owts.	Owts.	Owts.	Owts.	Owts.	₹	₹	₹	₹	₹
Starch, Dextrine and Farina—										
<i>continued</i>										
<i>Farina and Potato flour (III. U.)</i>										
<i>—continued.</i>										
Share of Bengal	11,684	5,722	6,777	5,605	5,713	80,765	55,169	49,330	43,675	42,437
Bombay	97,434	33,323	75,045	33,255	32,084	7,15,590	6,18,685	5,47,410	6,13,583	6,13,622
Sind	340	447	163	103	20	3,037	4,397	1,615	1,170	213
Madras	1,174	1,630	865	379	1,459	9,736	13,845	7,449	3,200	11,805
Burma	375	10	..	2,157	157	..
TOTAL	110,867	91,611	82,851	89,367	90,276	8,14,335	6,93,096	6,04,854	6,61,785	6,78,077
Sago Flour (III. U.)—										
United Kingdom (including Channel Islands)	2,633	1,502	736	1,006	1,000	15,316	12,241	5,152	8,380	8,601
Straits Settlements	225,737	257,977	269,077	250,825	305,341	12,25,007	12,07,196	11,25,460	10,59,693	13,91,467
Other British Possessions	276	105	..	232	808	1,589	1,869	..	1,093	5,115
TOTAL BRITISH EMPIRE	228,616	259,674	269,813	252,113	307,149	12,41,912	12,21,306	11,80,612	10,69,116	14,05,183
Java	3,504	3,714	434	4	315	54,265	49,299	1,373	20	1,545
Japan	2,743	522	942	..	480	16,623	2,333	3,603	..	2,421
Other Foreign Countries	140	305	570	3,236	..
TOTAL FOREIGN COUNTRIES	11,247	9,236	1,516	309	795	70,888	50,632	6,111	3,256	3,966
Share of Bengal	46,353	37,394	40,510	54,322	65,070	3,12,636	2,07,100	1,77,786	2,46,091	3,07,697
Bombay	163,524	190,529	204,356	163,723	213,246	3,50,071	3,08,997	3,37,759	6,34,663	9,42,135
Sind	34	66	..	36	..	219	231	..	143	..
Madras	24,350	31,921	26,424	29,633	28,316	1,43,924	1,67,660	1,20,997	1,40,695	1,55,317
Burma	137	..	39	163	312	950	..	131	375	4,000
TOTAL	239,893	268,910	271,329	252,022	307,944	13,12,800	12,71,038	11,36,723	10,72,372	14,09,149
Dextrine (III. U.)—(a)										
United Kingdom (including Channel Islands)	—	Owts. 160	Owts. 21	Owts. 16	Owts. 301	—	2,240	335	413	5,929
Germany	—	1,146	3,206	11,097	9,646	—	12,939	30,034	1,00,415	86,216
Netherlands	—	10,633	12,463	9,542	8,507	—	1,67,709	1,22,559	99,262	88,030
Czechoslovakia	—	534	—	5,953
Japan	—	235	273	3,593	12,235	—	2,609	3,265	63,775	1,12,603
United States of America—										
Vid Atlantic Coast	—	201	4,597	4,084	143	—	2,306	40,737	35,335	1,675
Other Foreign Countries	—	237	873	247	22	—	2,370	4,339	1,250	367
TOTAL FOREIGN COUNTRIES	—	22,036	21,417	33,543	30,608	—	1,94,339	2,00,984	3,05,533	2,88,950
Share of Bengal	—	2,334	2,604	3,190	4,344	—	26,339	29,323	33,545	43,305
Bombay	—	13,772	13,433	29,524	25,190	—	1,63,990	1,63,309	2,63,323	2,38,127
Sind	—	440	155	527	633	—	5,040	1,523	5,069	5,941
Madras	—	31	137	207	312	—	543	1,224	1,396	7,202
Burma	—	69	4	141	20	—	732	430	1,624	234
TOTAL	—	22,196	21,438	33,559	30,904	—	1,96,629	2,01,369	3,05,956	2,94,879
Total Starch, Dextrine and Farina—										
United Kingdom (including Channel Islands)	4,936	5,295	5,174	21,507	14,223	56,533	69,646	68,243	1,70,819	1,32,997
Straits Settlements	226,074	257,977	269,758	250,827	305,341	12,23,759	12,07,196	11,23,471	10,59,693	13,91,467
Other British Possessions	276	140	85	234	808	1,589	2,044	223	1,114	5,115
TOTAL BRITISH EMPIRE	231,286	263,412	274,907	272,618	320,372	12,84,881	12,78,886	11,96,936	12,31,602	15,29,579

(a) Separately recorded from 1932-33.

GENERAL IMPORTS

(374)

No. 10—continued

ARTICLES, AND COUNTRIES OF CONSIGNMENT; ALSO SHARE OF EACH PROVINCE	QUANTITY					VALUE				
	1981-82	1982-83	1983-84	1984-85	1985-86	1981-82	1982-83	1983-84	1984-85	1985-86
Starch, Dextrins and Farina—concluded	Owts.	Owts.	Owts.	Owts.	Owts.	₹	₹	₹	₹	₹
Total Starch, Dextrins and Farina—continued										
Poland (including Danzig)	257	..	1,578	6,626	16,337	2,213	..	12,811	49,574	1,15,555
Germany	10,188	20,172	33,919	75,884	94,999	75,417	1,45,819	2,22,425	5,44,897	6,70,522
Netherlands	135,355	147,326	112,924	97,954	188,092	11,44,332	12,85,078	9,95,427	9,47,779	11,29,054
Belgium	31,694	35,292	32,554	27,073	33,944	2,59,343	2,59,927	2,02,780	2,08,396	2,59,409
France	..	125	..	3,280	3,973	..	1,356	..	29,712	30,533
Luxemburg	750	11,952
Italy (including Fiume)	642	445	660	89	170	7,284	6,373	3,697	1,025	2,003
Hungary	443	..	615	5,864	..	5,534
Czechoslovakia	46,229	659	2,81,895	7,361
Yugo-Slavia (Kingdom of the Serbs, Croats and Slovene)	150	235	354	2,398	2,340	7,753
Java	3,504	9,789	434	3	315	54,265	54,891	1,373	40	1,545
Japan	2,751	777	2,094	55,015	16,506	16,760	5,529	13,260	2,57,178	1,32,977
Egypt	4,573	197	23,550	1,384
United States of America— Via Atlantic Coast	24,930	46,162	95,605	61,322	30,931	2,26,332	3,95,203	6,34,069	4,44,633	2,13,945
Other Foreign Countries	201	50	260	305	229	1,352	543	1,400	3,233	1,753
TOTAL FOREIGN COUNTRIES	261,646	261,012	230,663	333,680	337,062	21,77,593	21,64,420	20,93,306	26,08,026	25,83,027
Share of Bengal	112,599	112,116	132,917	144,324	136,040	3,36,906	3,64,787	3,31,747	9,32,001	11,32,521
" Bombay	349,859	375,021	339,733	420,316	423,376	23,62,910	23,51,600	22,63,331	26,63,551	26,61,744
" Sind	2,013	1,910	1,743	3,097	2,434	23,346	23,243	13,627	23,113	30,705
" Madras	37,707	25,044	39,373	37,593	33,039	1,73,091	1,92,510	1,47,330	2,03,314	2,23,335
" Burma	754	263	554	493	1,035	10,321	5,136	3,607	6,324	2,951
TOTAL	492,932	524,424	555,935	605,293	657,434	24,62,474	24,43,306	22,95,242	38,39,718	41,12,506
Stationery (excluding paper)—										
Pencils (excluding slate pencils) (III. M)—	Dozens	Dozens	Dozens	Dozens	Dozens					
United Kingdom (including Channel Islands)	37,355	70,167	109,626	206,982	253,563	65,968	40,662	59,332	95,440	1,57,294
Gibraltar	..	13,907	7,359
Other British Possessions	643	91	366	23,051	4,539	420	37	139	1,310	471
TOTAL BRITISH EMPIRE	37,998	84,165	109,992	229,033	258,102	66,388	48,058	59,521	96,750	1,57,765
Germany	1,076,762	1,531,035	1,401,975	2,577,075	2,933,551	2,72,693	4,44,346	4,07,647	6,94,643	7,16,997
Netherlands	34,150	35,211	405	256	2,017	10,579	14,434	473	533	776
Italy (including Fiume)	3,346	21,135	20,551	7,391	133	2,163	4,233	5,116	2,209	100
Hungary	9,723	30,724	157,344	20,496	7,273	2,013	10,993	21,710	4,066	795
Czechoslovakia	60,371	37,719	36,193	45,463	14,123	23,433	30,561	37,572	44,943	6,579
Japan	1,344,705	4,654,109	2,522,325	794,233	2,317,517	92,116	2,26,716	1,53,543	73,331	1,33,727
United States of America— Via Atlantic Coast	13,454	333,035	11,336	39,506	53,743	7,605	21,330	3,333	13,695	13,136
" Pacific	61	20	11	3
Other Foreign Countries	13,926	26,493	31,543	10,733	5,951	3,690	5,533	5,092	5,375	2,441
TOTAL FOREIGN COUNTRIES	2,611,942	6,739,571	4,133,252	3,502,324	5,564,333	4,20,357	7,53,701	6,34,996	8,39,611	9,74,554
Share of Bengal	1,079,131	3,705,713	1,991,909	1,325,151	2,396,244	1,42,236	2,64,992	2,05,653	2,13,633	2,79,037
" Bombay	791,631	1,307,521	1,131,300	1,130,513	1,333,433	1,14,307	1,54,321	1,32,604	3,42,607	3,67,334
" Sind	364,343	633,915	373,435	400,733	513,037	74,530	1,56,475	96,953	1,17,341	1,13,723
" Madras	401,523	755,139	406,647	654,977	355,350	96,366	1,35,314	1,24,003	1,72,335	1,39,004
" Burma	132,307	391,337	339,423	313,905	368,343	57,776	95,797	75,300	90,095	76,321
TOTAL	2,699,940	6,323,736	4,239,244	3,731,357	5,322,495	4,36,745	8,06,759	6,94,517	9,36,361	10,32,319
Other Sorts (III. M)—										
United Kingdom (including Channel Islands)	35,29,070	32,43,293	35,16,420	31,20,609	36,32,341
Aden and Dependencies	94,307	..	124	..
Ceylon (including Maldives)	6,733	6,432	3,539	2,172	3,591

No. 10—continued

ARTICLES, AND COUNTRIES OF CONSIGNMENT; ALSO SHARE OF EACH PROVINCE	QUANTITY					VALUE				
	1981-82	1982-88	1988-84	1984-86	1985-86	1981-82	1982-88	1988-84	1984-86	1985-86
						₹	₹	₹	₹	₹
<i>Stationery (excluding paper)— continued</i>										
<i>Other Sorts (III. B)— continued</i>										
Straits Settlements	—	—	—	—	—	14,441	9,891	7,249	7,057	6,188
Hongkong	—	—	—	—	—	14,051	9,152	9,597	11,902	10,980
Canada—										
<i>Via Atlantic Coast</i>	—	—	—	—	—	8,167	8,452	7,039	2,982	1,721
<i>" Pacific "</i>	—	—	—	—	—	8	5	620	..	10
Other British Possessions	—	—	—	—	—	5,185	4,111	1,570	8,011	1,771
TOTAL BRITISH EMPIRE	—	—	—	—	—	85,77,610	83,75,198	85,46,084	84,49,837	86,86,547
Sweden	—	—	—	—	—	2,66,812	1,64,917	1,48,928	46,056	1,40,911
Denmark	—	—	—	—	—	44,868	222	895	588	935
Germany	—	—	—	—	—	18,89,868	16,87,486	10,45,939	10,96,840	11,16,076
Netherlands	—	—	—	—	—	22,674	12,051	14,848	14,911	16,801
Belgium	—	—	—	—	—	21,878	80,196	24,048	15,772	14,109
France	—	—	—	—	—	28,198	15,872	12,489	16,564	20,159
Portugal (including Azores and Madeira)	—	—	—	—	—	16,241	1,086	588	6,040	2,021
Switzerland	—	—	—	—	—	8,758	8,569	5,691	4,611	4,775
Italy (including Fiume)	—	—	—	—	—	1,17,002	98,821	48,590	70,964	25,640
Austria	—	—	—	—	—	94,284	99,075	1,11,701	81,144	84,861
Hungary	—	—	—	—	—	817	14,951	9,842	445	1,856
Czechoslovakia	—	—	—	—	—	42,720	27,536	17,716	16,488	5,051
Iran	—	—	—	—	—	2,867	4,478	6,571	1,508	48
Japan	—	—	—	—	—	8,81,649	7,20,059	7,58,452	8,84,046	11,87,599
China (exclusive of Hongkong and Macao)	—	—	—	—	—	18,089	19,052	18,694	17,905	24,205
United States of America—										
<i>Via Atlantic Coast</i>	—	—	—	—	—	2,92,427	2,07,721	1,68,188	2,14,596	2,41,585
<i>" Pacific "</i>	—	—	—	—	—	895	2,063	1,180	2,499	1,788
Other Foreign Countries	—	—	—	—	—	5,688	6,818	8,179	3,777	8,405
TOTAL FOREIGN COUNTRIES	—	—	—	—	—	27,38,145	80,54,868	28,81,424	24,94,278	28,91,270
<i>Share of Bengal</i>	—	—	—	—	—	20,88,818	20,83,544	18,97,221	17,64,788	21,94,488
<i>" Bombay</i>	—	—	—	—	—	21,51,430	21,79,082	18,51,327	20,82,216	21,49,849
<i>" Sind</i>	—	—	—	—	—	6,87,128	6,90,943	6,95,163	7,10,347	7,89,162
<i>" Madras</i>	—	—	—	—	—	10,12,266	10,65,768	11,13,438	9,91,771	9,91,897
<i>" Burma</i>	—	—	—	—	—	4,88,128	4,80,236	3,70,361	3,95,049	4,63,121
{ Protected	4,700 (cwts.)	5,064 (cwts.)	6,274 (cwts.)	7,847 (cwts.)	7,420 (cwts.)	6,45,524	6,21,126	7,56,118	7,28,896	7,89,459
{ Not protected	—	—	—	—	—	56,70,281	68,08,485	51,71,895	52,15,729	57,04,858
TOTAL	—	—	—	—	—	68,15,755	64,29,561	69,27,508	59,44,115	65,77,817
<i>Total Stationery (excluding paper)—</i>										
United Kingdom (including Channel Islands)	—	—	—	—	—	85,95,038	82,88,980	85,76,802	35,16,049	38,19,685
Gibraltar	—	—	—	—	—	..	7,685	5	..	2
Aden and Dependencies	—	—	—	—	—	..	94,807	..	124	..
Ceylon (excluding Maldives)	—	—	—	—	—	6,765	6,488	8,610	2,187	8,989
Straits Settlements	—	—	—	—	—	14,698	9,899	7,824	8,851	6,224
Hongkong	—	—	—	—	—	14,051	9,152	9,640	11,908	10,937
Canada—										
<i>Via Atlantic Coast</i>	—	—	—	—	—	8,808	8,452	7,089	2,982	1,742
<i>" Pacific "</i>	—	—	—	—	—	8	5	620	..	10
Other British Possessions	—	—	—	—	—	5,185	3,893	1,565	5,011	1,778
TOTAL BRITISH EMPIRE	—	—	—	—	—	86,48,998	84,23,256	86,05,605	85,46,567	88,44,312

GENERAL IMPORTS

(376)

No. 10—continued

ARTICLES AND COUNTRIES OF CONSIGNMENT; ALSO SHARE OF EACH PROVINCE	QUANTITY					VALUE				
	1931-32	1932-33	1933-34	1934-35	1935-36	1931-32	1932-33	1933-34	1934-35	1935-36
Stationery (excluding paper)— concluded						R	R	R	R	R
Total Stationery (excluding paper)— cont'd used										
Sweden	—	—	—	—	—	2,06,480	1,61,947	1,48,968	46,081	1,40,944
Denmark	—	—	—	—	—	44,922	800	802	819	1,700
Germany	—	—	—	—	—	16,59,556	20,81,782	14,58,586	17,90,988	18,38,078
Netherlands	—	—	—	—	—	39,383	26,485	14,816	15,444	17,077
Belgium	—	—	—	—	—	21,374	20,324	24,058	15,772	14,606
France	—	—	—	—	—	24,002	16,192	12,821	17,085	20,523
Portugal (including Azores and Madeira)	—	—	—	—	—	16,241	1,036	588	6,040	2,023
Switzerland	—	—	—	—	—	6,996	4,086	5,994	5,771	4,929
Italy (including Finme)	—	—	—	—	—	1,19,170	98,109	48,706	78,178	25,740
Austria	—	—	—	—	—	96,326	95,751	1,15,965	84,453	85,855
Hungary	—	—	—	—	—	2,320	25,944	81,552	4,511	,051
Czechoslovakia	—	—	—	—	—	66,208	58,097	55,288	61,385	11,630
Iran	—	—	—	—	—	2,374	4,476	6,579	1,618	57
China (excluding of Hong- kong and Macao)	—	—	—	—	—	18,440	19,052	18,648	17,906	24,222
Japan	—	—	—	—	—	4,78,765	6,46,775	9,12,000	9,57,677	13,21,326
United States of America— Via Atlantic Coast	—	—	—	—	—	3,00,032	2,29,551	1,67,026	2,29,291	2,54,671
" Pacific "	—	—	—	—	—	898	2,063	1,190	2,510	1,766
Other Foreign Countries	—	—	—	—	—	5,688	8,241	5,199	6,419	8,419
TOTAL FOREIGN COUNTRIES	—	—	—	—	—	31,58,502	38,18,064	30,16,420	32,82,889	37,65,824
Share of Bengal	—	—	—	—	—	22,20,069	22,22,538	21,02,879	19,78,265	24,74,175
" Bombay	—	—	—	—	—	22,65,697	22,33,303	20,45,981	24,24,823	25,17,522
" Sind	—	—	—	—	—	7,11,713	2,47,418	7,92,116	6,27,888	6,08,185
" Madras	—	—	—	—	—	11,09,122	12,00,979	12,37,422	11,64,416	11,81,501
" Burma	—	—	—	—	—	4,88,899	5,26,033	4,46,661	4,85,144	5,28,748
TOTAL	—	—	—	—	—	68,02,500	72,36,320	66,22,025	68,80,476	76,10,136
Sticks and Whips (III. U)— United Kingdom (including Channel Islands)	—	—	—	—	—	19,115	11,118	13,850	15,870	12,082
Other British Possessions	—	—	—	—	—	1,328	1,665	469	398	245
TOTAL BRITISH EMPIRE	—	—	—	—	—	20,441	12,783	14,319	16,268	12,327
Germany	—	—	—	—	—	6,785	6,942	3,027	3,085	1,137
Japan	—	—	—	—	—	1,282	1,409	15,780	9,704	7,090
Other Foreign Countries	—	—	—	—	—	670	807	3,617	2,874	2,116
TOTAL FOREIGN COUNTRIES	—	—	—	—	—	8,687	8,658	22,374	15,108	10,342
Share of Bengal	—	—	—	—	—	3,216	4,074	10,355	5,657	5,368
" Bombay	—	—	—	—	—	11,898	3,676	12,376	10,673	7,455
" Sind	—	—	—	—	—	10,962	7,496	9,616	11,017	7,731
" Madras	—	—	—	—	—	1,809	366	2,880	3,480	1,617
" Burma	—	—	—	—	—	543	1,059	494	334	607
TOTAL	—	—	—	—	—	29,128	21,671	36,722	31,301	22,670
Stone and Marble— Stone and Marble (II. B)— United Kingdom (including Channel Islands)	Tons	Tons	Tons	Tons	Tons	9,927	9,487	6,694	7,150	12,517
Ceylon (excluding Maldives)	964	927	294	1	4	12,848	10,880	6,297	47	423
Maldives	—	39	10	4	—	—	5,470	1,453	813	—
Other British Possessions	11	1	—	18	1	719	531	281	1,600	740
TOTAL BRITISH EMPIRE	1,012	1,012	312	60	59	23,494	26,318	14,725	9,010	14,680

No. 10—continued

ARTICLES AND COUNTRIES OF CONSIGNMENT; ALSO SHARE OF EACH PROVINCE	QUANTITY					VALUE				
	1931-32	1932-33	1933-34	1934-35	1935-36	1931-32	1932-33	1933-34	1934-35	1935-36
	Tons	Tons	Tons	Tons	Tons	Rs.	Rs.	Rs.	Rs.	Rs.
Stone and Marble—continued										
Stone and Marble (H. B)— continued										
Belgium	84	127	298	266	690	6,937	12,295	25,188	28,035	50,842
Spain	1,000	13,667	..
Italy (including Fiume)	2,344	2,298	4,351	5,891	7,694	2,50,287	3,55,741	3,56,014	4,84,482	5,23,982
Mascat Territory and Trucial Oman	925	2,085	2,128	275	678	6,981	12,611	14,758	2,216	5,819
Egypt	4,250	5,898	8	56,438	74,698
Other Foreign Countries	513	496	791	229	570	16,304	8,982	12,870	6,870	9,569
TOTAL FOREIGN COUNTRIES	3,846	5,946	7,848	11,941	15,515	2,80,559	3,89,629	4,03,838	5,41,704	6,69,360
Share of Bengal	221	1,102	1,084	1,070	1,445	64,405	1,37,954	97,800	93,669	1,54,115
.. Bombay	2,655	4,375	5,795	6,930	13,528	1,25,358	1,97,679	2,41,437	2,46,323	4,73,755
.. Sind	222	298	372	501	400	27,232	21,454	34,295	43,162	27,212
.. Madras	927	1,127	619	3,558	122	28,228	38,238	28,580	62,242	19,221
.. Burma	174	67	160	20	21	21,170	10,522	21,266	5,252	2,227
TOTAL	4,859	6,959	7,860	11,901	15,874	2,04,058	4,15,947	4,28,558	5,50,714	6,84,540
Articles of Stone and Marble (H. B)—										
United Kingdom (including Channel Islands)	49	84	63	133	75	41,621	44,186	39,150	42,395	39,433
Straits Settlements	6	1	10	14	27	2,350	627	2,218	2,924	5,013
Other British Possessions	7	10	8	9	11	700	1,250	1,520	727	1,322
TOTAL BRITISH EMPIRE	62	95	80	156	113	44,671	46,063	42,882	45,746	45,772
Sweden	1	6,992
Germany	11	17	31	16	24	6,150	8,715	13,682	11,481	11,022
Belgium	18	12	6	48	41	12,511	22,594	12,495	20,209	14,464
France	47	63,821	80	..	1,583	314
Italy (including Fiume)	42	130	172	594	522	11,911	50,645	68,286	65,667	30,662
United States of America— Via Atlantic Coast	3	..	6	..	2	5,414	1,974	3,090	7,661	3,321
Other Foreign Countries	11	24	37	30	114	5,262	6,404	7,729	7,863	11,702
TOTAL FOREIGN COUNTRIES	132	184	252	688	708	95,089	97,354	1,00,282	1,14,314	76,556
Share of Bengal	74	87	91	637	431	42,306	47,229	47,228	77,460	57,923
.. Bombay	26	54	147	100	42	26,664	44,226	62,720	49,926	26,962
.. Sind	1	14	..	6	77	2,467	20,524	4,226	7,727	7,564
.. Madras	10	55	28	30	54	4,120	9,170	11,163	12,457	9,573
.. Burma	73	69	50	72	162	64,123	22,143	16,316	15,490	20,201
TOTAL	104	279	382	844	816	1,39,750	1,48,417	1,48,174	1,60,080	1,22,334
Total Stone and Marble—										
United Kingdom (including Channel Islands)	97	130	70	176	129	51,558	53,678	45,844	49,545	52,955
Ceylon (excluding Maldives)	954	923	294	1	4	12,803	10,905	6,323	58	934
Maldives	30	10	4	5,470	1,453	313	..
Straits Settlements	8	1	10	18	22	2,303	1,040	2,469	4,063	5,752
Other British Possessions	10	10	8	18	11	891	1,234	1,449	777	1,111
TOTAL BRITISH EMPIRE	1,075	1,108	392	216	172	68,175	72,321	57,597	54,756	60,458
Sweden	1	7,454	..	104	..
Germany	21	24	60	56	81	7,850	10,164	17,268	15,969	15,446
Belgium	22	139	304	311	731	19,498	34,899	37,678	48,244	65,806
France	67	9	9	57,452	1,217	16	1,583	1,443
Spain	1,000	13,667	..
Italy (including Fiume)	2,386	2,428	4,303	6,415	8,206	2,62,128	4,06,326	4,19,300	5,00,050	5,59,595

GENERAL IMPORTS

ARTICLES AND COUNTRIES OF CONSIGNMENT; ALSO SHARE OF EACH PROVINCE	QUANTITY					VALUE				
	1931-32	1932-33	1933-34	1934-35	1935-36	1931-32	1932-33	1933-34	1934-35	1935-36
Stones and Marble—concluded										
Total Stone and Marble— continued	Tons	Tons	Tons	Tons	Tons	R	R	R	R	R
Masrat Territory and Trusts)										
Oman	925	2,085	2,128	275	678	3,981	12,611	14,775	2,216	5,819
China (exclusive of Hongkong and Macao)	45	26	40	21	18	6,260	5,682	7,596	3,355	4,743
Egypt	4,250	5,893	..	5	8	50,433	74,698
United States of America— Via Atlantic Coast	3	1	6	1	2	5,898	2,600	3,719	7,952	3,391
Other Foreign Countries	449	417	759	197	600	9,496	6,035	8,785	6,355	10,975
TOTAL FOREIGN COUNTRIES	3,978	6,180	7,800	12,529	16,213	3,75,628	4,86,933	5,09,135	6,50,018	7,45,410
Share of Bengal	965	1,169	1,175	1,713	1,926	1,36,771	1,35,343	1,46,033	1,71,129	2,12,043
" Bombay	2,691	4,429	5,872	7,030	13,563	1,62,522	2,41,965	2,05,183	2,93,309	5,00,122
" Sind	223	312	372	506	477	29,839	51,973	38,531	50,839	44,376
" Madras	937	1,182	587	3,388	236	29,518	47,514	39,748	74,706	25,784
" Burma	247	186	316	193	183	95,293	32,664	32,132	29,743	22,433
TOTAL	5,058	7,238	8,192	12,745	16,390	4,43,303	5,59,564	5,66,732	7,10,774	8,06,874
Sugar—										
Sugar 22 Dutch Standards and above (I.G)—	Tons	Tons	Tons	Tons	Tons					
United Kingdom (including Channel Islands)	3,637	12,031	12,108	631	2,941	5,22,077	14,32,355	13,50,333	1,55,326	3,33,727
Ceylon (excluding Maldives)	962	77	5	2	102	1,25,915	8,222	633	580	12,184
Straits Settlements	315	127	114	157	93	63,689	24,755	28,811	36,971	20,103
Hongkong	2,293	1,172	1,388	1,404	1,421	5,68,112	2,37,834	2,15,488	2,02,721	2,13,733
Other British Possessions	1	..	1	315	246	210	180	184
TOTAL BRITISH EMPIRE	8,260	13,407	13,616	2,394	4,558	12,30,100	17,04,052	15,96,025	3,95,788	5,79,930
U.S.S.R.—										
Southern	19,698	2,333	20,54,174	2,64,372
Germany	20	..	34	..	10	5,123	148	5,814	153
Netherlands	40	30	40	100	..	4,194	3,913	4,975	10,400	40
Belgium	181	132	1,867	99	25	35,105	25,279	2,96,168	16,373	4,158
Czechoslovakia	15	60	4,633	19,233
Java	336,132	295,114	194,426	175,781	160,416	4,07,25,800	3,29,67,415	1,97,92,094	1,68,87,337	1,40,19,447
Siam	11	21	12	94	..	3,310	2,520	3,104	27,843	..
Japan	141	2,890	2,879	2,314	5,755	20,555	3,34,095	3,58,159	2,43,510	3,92,443
China (exclusive of Hong- kong and Macao)	494	547	439	719	415	91,495	1,10,778	66,813	1,13,763	70,947
Egypt	1,725	1,46,979	..
Portuguese East Africa	12,652	16,136	10,464	15,956	..	12,78,325	18,24,391	10,14,854	15,98,940
Other Foreign Countries	1	1	1	193	437	240	37	213
TOTAL FOREIGN COUNTRIES	356,713	313,304	217,850	191,280	170,588	4,29,39,679	3,50,08,995	2,23,41,099	1,79,66,469	1,60,91,341
Share of Bengal	133,077	86,981	25,480	20,711	17,379	1,49,69,275	1,10,18,773	27,13,219	32,33,144	17,24,165
" Bombay	67,017	103,121	93,736	71,079	78,716	76,07,938	1,06,75,009	95,26,921	71,85,741	79,35,733
" Sind	52,330	57,313	38,930	34,454	23,936	58,51,433	60,12,994	39,30,054	28,74,379	20,39,823
" Madras	77,394	53,726	53,362	40,647	39,249	1,23,14,631	60,96,481	56,13,735	43,21,452	33,39,945
" Burma	29,055	26,171	19,458	17,133	15,843	34,69,530	29,06,720	20,94,146	16,94,432	15,80,561
TOTAL PROTECTED	364,978	327,311	281,466	193,674	175,126	4,42,19,787	3,67,11,047	2,39,37,115	1,89,62,248	1,66,01,277

No. 10—continued

ARTICLES AND COUNTRIES OF CONSIGNMENT; ALSO SHARE OF EACH PROVINCE	QUANTITY					VALUE				
	1931-32	1932-33	1933-34	1934-35	1935-36	1931-32	1932-33	1933-34	1934-35	1935-36
Sugar—continued. <i>Sugar below 22 Dutch Standard but not below 16 Dutch Standard (I. G.)—</i>	Tons	Tons	Tons	Tons	Tons	₪	₪	₪	₪	₪
United Kingdom (including Channel Islands)	8	8	6	6	2	5,808	2,416	4,255	3,495	1,896
Straits Settlements	84	106	30	77	194	19,104	27,575	8,306	14,008	39,772
Hongkong	280	234	374	596	716	51,397	47,748	57,390	84,887	1,01,096
Other British Possessions	23	8	..	1	8
TOTAL BRITISH EMPIRE	323	348	410	649	912	76,332	77,742	69,951	1,01,891	1,42,772
Java	30,917	8	23,90,184	912	5
Japan	..	1,149	667	418	1,024	..	1,93,961	1,04,344	54,540	1,33,372
China (exclusive of Hongkong and Macao)	995	249	1,200	1,172	519	1,93,094	41,547	1,54,460	1,51,737	74,891
Other Foreign Countries	..	31	8	8	..	87	6,799	550	1,479	..
TOTAL FOREIGN COUNTRIES	31,912	1,437	1,870	1,598	1,543	30,83,315	2,43,249	2,59,559	2,07,766	2,08,743
Share of Bengal	27,353	1,502	2,070	1,346	2,006	26,76,312	2,59,769	2,36,749	2,32,607	2,67,495
„ Bombay	3,008	2	3,01,144	969	67	1	..
„ Sind	1,375	2	6	5	1	1,21,331	630	3,276	2,335	1,179
„ Madras	19	54	22	143	65	2,563	10,301	3,375	21,504	8,793
„ Burma	279	220	191	245	333	57,397	49,272	35,543	46,150	74,033
TOTAL PROTCTED	31,934	1,730	2,289	2,242	2,455	31,59,647	3,20,991	3,29,510	3,09,647	3,51,535
Beet Sugar (I. G.)—	Tons	Tons	Tons	Tons	Tons					
United Kingdom (including Channel Islands)	19,189	22,860	24,552	15,953	20,503	22,75,615	23,74,328	24,56,094	14,18,406	17,62,768
Other British Possessions	1	168	..	92	..	15
TOTAL BRITISH EMPIRE	19,190	22,860	24,552	15,953	20,503	22,75,983	23,74,328	24,56,186	14,18,406	17,62,783
U.S.S.R.—										
Southern	63,431	8,839	66,30,667	8,88,851
Poland (including Danzig)	12,992	4,500	..	15,35,127	3,89,923	..
Germany	15,418	249	50	117	976	17,74,006	26,968	6,000	11,815	79,331
Netherlands	437	449	1,270	1,686	1,335	62,203	47,587	1,35,645	1,69,652	1,90,076
Belgium	..	2,368	..	1,973	237	..	2,39,725	..	1,77,790	23,740
France	..	38	..	1,055	25	..	3,750	..	83,506	2,500
Austria	400	47,499
Hungary	595	..	1,634	65,497	..	1,68,733
Czechoslovakia	396	434	..	78	..	1,21,641	49,923	..	7,870	..
Egypt	825	82,600	..
Portuguese East Africa	624	62,500	..
Ecuador	..	5,453	5,33,433
Other Foreign Countries	42	37
TOTAL FOREIGN COUNTRIES	99,160	17,330	3,004	10,353	3,073	1,02,36,381	17,94,979	3,05,878	9,85,656	2,95,646

GENERAL IMPORTS

(380)

No. 10—continued

ARTICLES AND COUNTRIES OF CONSIGNMENT; ALSO SHARE OF EACH PROVINCE	QUANTITY					VALUE				
	1931-32	1932-33	1933-34	1934-	1935-36	1931-32	1932-33	1933-34	1934-35	1935-36
	Tons	Tons	Tons	Tons	Tons	Rs	Rs	Rs	Rs	Rs
Sugar—continued										
<i>Beet Sugar (I. G)—continued</i>										
Share of Bengal	30	30	3,675	3,487
.. Bombay	61,214	8,779	4,804	2,318	3,900	61,50,296	8,96,371	4,60,039	9,19,404	3,96,626
.. Sind	57,114	31,891	28,762	17,593	19,676	63,65,633	32,70,949	22,71,418	14,84,058	16,61,789
.. Burma	1	210	..	77	..	16
TOTAL, PROTECTED	118,359	40,690	27,556	20,811	23,576	1,25,12,864	41,69,807	27,61,564	24,04,062	20,58,429
Sugar, 15 Dutch Standard and below (I. G)—										
United Kingdom (including Channel Islands)	66	3	1	12,881	8,259	265	948	1,043
Ceylon (excluding Maldives)	125	19,977	1	6
Other British Possessions	171	32
TOTAL BRITISH EMPIRE	192	3	1	26,979	8,260	271	948	1,075
Germany	11	3,565	298
Netherlands	76	13	16,827	8,067
Belgium	40	11,606
Czechoslovakia	217	12	49,452	2,675
United States of America— Via Atlantic Coast	271	29	68,611	6,216
Other Foreign Countries	10	12	1,669	3,179	185
TOTAL FOREIGN COUNTRIES	625	66	1,51,729	15,445	185
Share of Bengal	185	67	1	48,170	16,303	350	948	1,043
.. Bombay	437	1,06,041	360	100
.. Sind	7	2,687	1,557
.. Madras	188	2	21,728	555	6	..	32
.. Burma	72
TOTAL, PROTECTED	817	69	1	1,78,708	18,703*	456	948	1,075
Molasses (I. G)—										
TOTAL BRITISH EMPIRE	32	22	171	89	124
Java	40,191	31,991	2,401	415	..	15,82,195	10,66,480	68,203	8,281	1
Other Foreign Countries	23	140	14	1	8
TOTAL FOREIGN COUNTRIES	40,191	31,991	2,401	415	..	15,82,218	10,66,626	68,217	8,282	9
Share of Bengal	37,839	29,580	2,380	415	..	14,51,668	9,39,643	66,705	8,281	..
.. Bombay	297	16,118	..	117	79	16
.. Sind	657	398	35,231	14,057	41	..	13
.. Madras	979	1,231	64,524	1,01,613	10	..	5
.. Burma	239	122	21	16,689	11,335	1,516	12	100
TOTAL	40,191	31,991	2,401	415	..	15,82,250	10,66,648	68,388	8,371	139

* Include Rs. 1,500 representing imports of glucose powder which is not protected.

No. 10—continued

ARTICLES, AND COUNTRIES OF CONSIGNMENT; ALSO SHARE OF EACH PROVINCE	QUANTITY					VALUE				
	1931-32	1932-33	1933-34	1934-35	1935-36	1931-32	1932-33	1933-34	1934-35	1935-36
<i>Sugar—continued</i>										
<i>Total Sugar—</i>										
United Kingdom (including Channel Islands)	Tons 22,950	Tons 24,897	Tons 26,666	Tons 16,790	Tons 23,447	Rs 28,16,528	Rs 28,10,748	Rs 28,11,568	Rs 15,78,233	Rs 21,00,046
Ceylon (excluding Maldives)	1,088	77	5	2	102	1,39,935	8,566	689	594	12,272
Straits Settlements	899	238	153	234	287	82,685	67,352	37,181	50,988	59,947
Hongkong	8,526	1,406	1,762	1,970	2,187	6,19,509	2,85,072	2,72,919	2,87,111	3,14,329
Other British Possessions	1	..	1	..	1	579	246	302	191	196
TOTAL BRITISH EMPIRE	27,964	26,613	28,587	18,996	25,974	36,59,434	41,59,904	41,22,604	19,17,122	24,87,299
<i>U. S. S. R.—</i>										
Southern	88,129	11,172	66,85,041	11,53,728
Poland (including Danzig)	12,992	4,500	..	15,85,127	8,89,928	..
Germany	15,429	278	50	151	976	17,82,581	33,492	6,148	17,696	79,484
Netherlands	558	501	1,810	1,794	1,835	83,279	58,753	1,40,620	1,81,480	1,90,115
Belgium	221	2,503	1,870	2,072	262	46,710	2,65,533	2,96,703	1,94,168	27,393
France	..	88	..	1,055	25	333	3,710	2	83,506	2,500
Austria	400	47,509
Hungary	595	..	1,684	65,497	..	1,63,733
Czechoslovakia	1,128	508	..	78	..	1,75,931	71,536	..	7,370	..
Java	406,949	327,129	196,827	176,146	150,416	4,51,99,155	3,40,88,023	1,08,60,302	1,68,95,613	1,40,16,448
Siam	11	21	12	94	..	3,321	2,536	3,117	27,348	..
Japan	141	4,039	3,546	2,727	4,779	20,579	5,28,086	4,57,503	2,93,050	5,26,315
China (exclusive of Hongkong and Macao)	1,489	798	1,639	1,691	935	2,34,604	1,52,325	2,31,658	2,65,500	1,45,833
Egypt	..	15	..	2,550	2,970	..	2,29,579	..
Portuguese East Africa	..	12,652	18,126	11,088	15,956	10	12,73,325	18,24,391	10,77,354	15,93,940
United States of America—										
Via Atlantic Coast	271	29	63,611	6,867	52	2	3
" Pacific "	19	..	10	32	134
Ecuador	..	5,433	5,33,433
Other Foreign Countries	2	1	1	515	477	190	98	84
TOTAL FOREIGN COUNTRIES	523,310	365,128	225,125	204,146	175,194	5,79,93,322	3,81,27,394	2,29,74,429	1,91,63,154	1,65,85,759
<i>Share of Bengal</i>	<i>203,534</i>	<i>118,160</i>	<i>29,930</i>	<i>22,973</i>	<i>19,336</i>	<i>1,91,49,620</i>	<i>1,32,36,875</i>	<i>30,72,033</i>	<i>25,31,930</i>	<i>19,93,303</i>
" <i>Bombay</i>	<i>131,963</i>	<i>111,902</i>	<i>98,540</i>	<i>80,897</i>	<i>82,615</i>	<i>1,41,80,527</i>	<i>1,15,72,709</i>	<i>1,00,17,234</i>	<i>81,08,324</i>	<i>83,22,353</i>
" <i>Sind</i>	<i>113,022</i>	<i>89,593</i>	<i>61,638</i>	<i>52,052</i>	<i>43,612</i>	<i>1,23,79,295</i>	<i>93,01,337</i>	<i>63,54,319</i>	<i>43,61,622</i>	<i>37,53,364</i>
" <i>Madras</i>	<i>79,120</i>	<i>55,612</i>	<i>53,334</i>	<i>49,793</i>	<i>39,314</i>	<i>1,24,03,456</i>	<i>62,08,930</i>	<i>56,17,676</i>	<i>43,42,956</i>	<i>33,43,739</i>
" <i>Burma</i>	<i>22,574</i>	<i>26,873</i>	<i>19,670</i>	<i>17,438</i>	<i>16,231</i>	<i>35,40,338</i>	<i>29,67,397</i>	<i>21,35,231</i>	<i>17,40,594</i>	<i>16,54,739</i>
TOTAL	556,274	401,741	263,712	223,142	201,158	6,16,53,256	4,22,87,198	2,70,97,033	2,10,85,276	1,90,73,049
<i>Tallow and Stearins—</i>										
<i>roses (excluding mineral grease) (H. L.)—</i>										
United Kingdom (including Channel Islands)	Cwts. 4,946	Cwts. 4,328	Cwts. 7,053	Cwts. 1,527	Cwts. 522	Rs 53,935	Rs 57,668	Rs 74,922	Rs 20,553	Rs 13,933
Commonwealth of Australia	566	9,740	..	15
Other British Possessions	8	5	50	3	2	334	129	326	51	40
TOTAL BRITISH EMPIRE	5,520	4,333	7,103	1,530	524	69,009	57,792	75,243	20,609	14,023
United States of America—										
Via Atlantic Coast	307	1,589	478	1,257	5	15,994	27,521	6,963	11,236	246
" Pacific "	250	12	37	2,037	326	260	9	..
Other Foreign Countries	192	286	19	594	50	4,593	4,625	1,041	5,541	1,943
TOTAL FOREIGN COUNTRIES	1,229	1,887	534	1,851	55	23,274	32,473	3,264	16,786	2,194

GENERAL IMPORTS

(1382)

No. 10—continued

ARTICLES AND COUNTRIES OF CONSIGNMENT; ALSO SHARE OF EACH PROVINCE	QUANTITY					VALUE				
	1931-32	1932-33	1933-34	1934-35	1935-36	1931-32	1932-33	1933-34	1934-35	1935-36
Tallow and Stearine—continued	Cwts.	Cwts.	Cwts.	Cwts.	Cwts.	₹	₹	₹	₹	₹
<i>Grease (excluding mineral grease) (H. L.)—continued.</i>										
Share of Bengal	5,322	4,733	6,379	3,335	512	79,756	53,317	63,332	32,374	38,026
" Bombay	711	1,325	949	19	55	14,590	29,460	8,264	1,140	2,200
" Sind	1	13	20	5	2	22	589	330	347	43
" Madras	139	47	109	59	4	4,092	319	2,301	2,267	677
" Burma	20	47	220	10	6	747	730	10,730	773	271
TOTAL	6,749	6,220	7,637	3,381	579	92,283	90,265	83,557	37,395	16,217
Other sorts (H. L.)—	Cwts.	Cwts.	Cwts.	Cwts.	Cwts.					
United Kingdom (including Channel Islands)	5,574	5,185	5,588	7,173	20,112	1,36,383	1,18,344	1,40,132	1,20,709	3,01,643
Ceylon (excluding Maldives)	304	339	22	102	..	5,110	5,430	163	1,667	..
Straits Settlements	305	40	..	5,473	1	5	427
Commonwealth of Australia	96,335	112,573	93,170	114,569	100,332	16,16,054	19,86,270	15,75,632	18,37,209	21,78,532
New Zealand	10,543	11,336	4,111	5,339	5,400	1,87,497	2,07,192	74,159	75,390	1,15,709
Other British Possessions	16	..	45	245	19
TOTAL BRITISH EMPIRE	113,306	129,738	102,801	127,249	125,434	19,45,039	22,33,259	17,90,036	20,35,325	25,06,335
Germany	195	191	105	1,931	401	5,933	7,447	4,370	17,633	12,350
Netherlands	98	193	265	496	306	3,725	7,222	3,957	13,036	9,679
Japan	1,725	2,922	5,259	13,401	20,668	24,195	29,390	69,427	1,25,232	1,97,633
United States of America—										
<i>Via Atlantic Coast</i>	137	..	213	..	1	609	..	3,332	..	14
" Pacific "	106	..	193	1,798	..	2,354
Other Foreign Countries	305	339	80	132	140	5,933	7,313	2,250	3,393	3,362
TOTAL FOREIGN COUNTRIES	2,566	3,693	6,119	16,010	21,516	42,013	51,237	91,740	1,59,609	2,23,099
Share of Bengal	12,633	17,691	15,333	35,337	34,401	2,02,233	2,33,533	2,35,799	3,12,973	4,39,996
" Bombay	93,746	103,256	84,969	109,373	99,339	19,33,911	18,93,371	14,71,954	17,32,396	21,64,256
" Sind	331	157	147	333	1,072	4,053	3,445	3,309	4,993	16,366
" Madras	5,929	6,733	4,595	4,994	4,193	93,643	1,33,533	36,749	33,339	99,745
" Burma	3,273	3,509	3,471	3,954	3,445	53,399	55,399	54,123	71,639	1,19,161
TOTAL	115,372	133,486	109,010	143,359	147,950	19,37,107	22,74,546	18,31,323	21,94,334	28,10,434
Total Tallow and Stearine—	Cwts.	Cwts.	Cwts.	Cwts.	Cwts.					
United Kingdom (including Channel Islands)	10,520	9,513	12,641	8,700	20,334	1,95,313	1,76,507	2,16,054	1,41,267	3,15,631
Ceylon (excluding Maldives)	304	341	72	105	2	5,110	5,509	480	1,713	25
Straits Settlements	7	305	40	203	5,473	8	5	427
Commonwealth of Australia	97,451	112,573	93,170	114,569	100,332	16,25,324	19,86,270	15,75,647	18,37,209	21,78,532
New Zealand	10,543	11,336	4,111	5,339	5,400	1,87,497	2,07,192	74,159	75,390	1,15,709
Other British Possessions	1	3	..	16	..	141	100	1	245	34
TOTAL BRITISH EMPIRE	113,326	134,071	109,904	128,779	126,953	20,14,033	23,31,051	18,65,349	20,55,334	26,10,353
Germany	243	247	112	2,507	424	6,992	8,751	4,535	22,539	13,145
Netherlands	103	210	265	512	306	4,033	7,473	3,957	13,763	9,679
Japan	1,723	3,024	5,263	13,402	20,673	24,173	30,163	69,733	1,25,232	1,97,793
United States of America—										
<i>Via Atlantic Coast</i>	944	1,539	690	1,237	6	16,693	27,521	10,375	11,236	260
" Pacific "	336	12	235	4,395	326	3,114	9	..
Other Foreign Countries	436	593	89	133	162	9,041	9,521	2,771	3,464	4,414
TOTAL FOREIGN COUNTRIES	3,795	5,535	6,553	17,361	21,571	65,292	63,760	1,00,034	1,73,395	2,26,293
Share of Bengal	13,510	23,479	22,597	38,373	34,913	2,75,054	3,47,159	3,39,032	3,45,343	4,43,932
" Bombay	94,467	103,531	85,313	109,397	99,394	19,43,601	19,23,331	14,73,313	17,34,036	21,66,456
" Sind	232	170	137	341	1,074	4,164	3,234	4,130	5,242	15,409
" Madras	6,113	6,770	4,794	4,963	4,197	1,02,733	1,34,497	39,059	34,536	91,422
" Burma	3,394	3,656	4,051	3,954	3,451	53,366	56,399	54,993	73,417	1,19,433
TOTAL	122,621	139,655	116,647	143,640	143,629	20,79,390	24,04,311	19,65,333	22,32,229	28,35,651

No. 10—continued

ARTICLES, AND COUNTRIES OF CONSIGNMENT; ALSO SHARE OF EACH PROVINCE	QUANTITY					VALUE				
	1981-82	1982-83	1983-84	1984-85	1985-86	1981-82	1982-83	1983-84	1984-85	1985-86
	Lbs.	Lbs.	Lbs.	Lbs.	Lbs.	₹	₹	₹	₹	₹
Tea—										
Black (I. H.)—										
United Kingdom (including Channel Islands)	7,282	3,876	5,886	9,785	3,716	6,060	3,503	5,751	9,614	4,003
Ceylon (excluding Maldives)	2,296,983	1,891,114	827,331	511,780	568,045	13,46,169	11,27,396	5,02,221	3,43,992	3,79,414
Straits Settlements	86,526	79,215	26,632	18,601	17,789	55,705	52,820	17,577	10,180	9,482
Hongkong	54,098	26,891	16,966	17,241	13,615	34,629	17,131	11,139	6,977	7,010
Kenya Colony	26,212	594	88	16	..	26,126	289	44	8	..
Other British Possessions	806	4,289	756	193	159	230	3,185	849	78	93
TOTAL BRITISH EMPIRE	2,471,351	2,005,779	877,609	557,616	598,324	16,69,819	12,04,414	5,37,581	3,75,740	4,00,989
Turkey, Asiatic	21,715	15,480	16,300	7,740
Iraq	48	23,478	35	..	54	30	11,747	17	..	21
Sumatra	122,172	86,578	59,344	44,072
Java	1,100,714	201,606	3,050	78	238	4,49,557	1,00,252	1,347	55	94
Japan	3,723	393	1,265	14,387	3,922	1,981	577	682	9,137	4,832
China (exclusive of Hongkong and Macao)	99,076	69,545	44,549	49,787	52,305	65,517	49,207	29,785	26,921	23,177
Other Foreign Countries	491	124	3,380	601	146	368	126	2,236	878	94
TOTAL FOREIGN COUNTRIES	1,848,584	397,699	52,279	64,788	61,665	5,96,597	2,13,721	34,067	36,791	33,218
Share of Bengal	469,765	117,717	3,312	33,547	5,685	2,52,667	85,105	5,580	20,662	3,446
" Bombay	2,490,978	1,561,693	798,333	498,713	543,104	13,04,177	9,45,426	4,60,416	3,37,367	3,69,317
" Sind	442,081	412,942	199,754	23,400	26,790	2,53,507	2,14,453	50,493	19,176	17,336
" Madras	171,624	89,881	13,438	4,331	6,119	72,932	31,638	6,028	2,500	4,472
" Burma	354,437	221,305	76,506	73,913	79,291	1,02,093	1,41,613	49,152	32,435	39,137
TOTAL	3,810,885	2,403,478	929,888	622,404	659,989	22,66,416	14,18,135	5,71,648	4,12,540	4,34,207
Green (I. H.)—										
Ceylon (excluding Maldives)	431,936	94,481	50,887	210	5	2,63,215	55,639	23,189	186	5
Straits Settlements	15,617	401	323	469	3,645	9,236	342	267	364	2,081
Hongkong	4,184	2,632	4,924	1,949	189,929	3,084	2,244	4,231	1,599	79,195
Other British Possessions	2,467	3,278	280	285	13	2,075	3,194	237	231	31
TOTAL BRITISH EMPIRE	454,254	100,792	56,364	2,913	184,597	2,73,510	60,610	27,974	2,370	78,212
Japan	10,463	812,917	734,214	1,078,325	1,279,033	7,119	1,99,977	3,30,025	4,50,230	4,99,445
China (exclusive of Hongkong and Macao)	2,630,493	2,948,143	2,395,533	1,370,841	3,002,772	16,02,907	17,91,056	15,33,485	3,47,434	14,99,441
Other Foreign Countries	4,157	3,687	5	4	6	2,307	2,137	18	6	3
TOTAL FOREIGN COUNTRIES	2,695,113	3,264,747	3,729,802	2,449,670	4,281,851	16,12,633	19,84,170	19,13,523	12,97,720	19,99,889
Share of Bengal	34,033	17,173	24,559	1,329	3,244	26,011	19,243	9,544	169	2,013
" Bombay	2,992,341	3,095,352	3,208,753	1,559,426	3,587,984	19,32,217	18,20,364	16,94,396	3,57,945	16,39,323
" Sind	135,334	327,306	429,213	365,120	339,663	1,12,226	1,99,735	2,09,133	4,19,531	3,92,772
" Burma	29,589	16,303	32,343	26,703	36,067	19,299	72,247	24,389	21,795	27,936
TOTAL	3,149,367	3,365,539	3,786,166	2,452,688	4,466,458	20,99,743	20,44,739	19,41,502	13,00,090	20,63,101

GENERAL IMPORTS

(384)

No. 10—continued

ARTICLES AND COUNTRIES OF CONSIGNMENT; ALSO SHARE OF EACH PROVINCE	QUANTITY					VALUE				
	1931-32	1932-33	1933-34	1934-35	1935-36	1931-32	1932-33	1933-34	1934-35	1935-36
	Lbs.	Lbs.	Lbs.	Lbs.	Lbs.	Rs.	Rs.	Rs.	Rs.	Rs.
Tea—continued										
Total Tea—										
United Kingdom (including Channel Islands)	9,717	7,107	5,900	10,062	8,784	9,008	5,749	5,928	9,727	5,024
Ceylon (excluding Maldives)	2,728,924	1,985,595	878,218	511,990	563,050	18,09,394	11,83,235	5,25,410	3,49,178	3,79,416
Straits Settlements	102,137	79,616	26,955	19,070	21,434	64,941	53,162	17,844	10,544	12,468
Hongkong	58,377	29,523	21,890	19,190	194,544	28,013	19,375	15,420	8,576	77,205
Kenya Colony	26,216	..	88	16	..	26,129	..	44	8	..
Other British Possessions	334	4,730	873	201	159	254	3,512	909	86	93
TOTAL BRITISH EMPIRE	2,925,606	2,106,571	933,978	560,529	782,921	19,46,329	12,05,083	5,65,555	3,78,119	4,74,201
Turkey, Asiatic	21,715	15,480	16,800	7,740
Iraq	43	23,473	85	..	54	80	11,747	17	..	21
Sumatra	122,172	86,573	59,844	44,072
Java	1,103,631	301,898	3,050	77	238	4,50,333	1,00,594	1,347	61	94
Japan (exclusive of Hongkong and Macao)	14,189	313,315	735,479	1,093,152	1,238,005	9,100	1,91,554	3,30,707	4,59,417	5,04,277
Other Foreign Countries	2,780,166	3,017,688	3,040,133	1,420,623	3,055,077	18,71,424	18,40,263	16,13,270	3,74,355	15,13,613
TOTAL FOREIGN COUNTRIES	4,043,647	3,662,446	3,782,031	2,514,453	4,343,526	24,08,330	21,97,391	19,47,595	13,34,511	20,23,107
Share of Bengal	494,313	134,395	33,164	24,376	9,539	2,79,663	95,343	15,104	21,321	5,466
" Bombay	5,400,219	4,567,245	4,035,641	2,052,139	4,130,038	34,43,394	27,76,290	21,54,312	11,93,313	20,09,140
" Madras	327,465	740,443	524,972	393,530	366,333	2,30,733	4,05,133	2,59,674	4,33,737	4,11,107
" Madrac	171,324	39,337	13,423	4,331	6,119	73,932	31,333	6,022	2,500	4,472
" Burma	275,026	236,603	102,349	97,621	114,353	1,31,333	1,54,460	77,532	54,230	67,125
TOTAL	6,069,252	5,769,017	4,716,054	3,074,937	5,128,447	43,57,159	34,62,924	25,13,150	17,12,630	24,97,303
Tea—cheris, entire or in sections—										
Of Iron or Steel or other metal (III. U)—										
United Kingdom (including Channel Islands)	—	—	—	—	—	2,57,486	21,407	97,393	1,85,373	4,69,073
Ceylon (excluding Maldives)	—	—	—	—	—	2,175	1,114
TOTAL BRITISH EMPIRE	—	—	—	—	—	2,57,486	21,407	97,393	1,87,548	4,70,187
U. S. S. R.—										
Northern	—	—	—	—	—	4,542	6,063	..
Sweden	—	—	—	—	—	1,626	1,703	5,586
Germany	—	—	—	—	—	16,775	12,722	6,522	4,073	16,059
Belgium	—	—	—	—	—	5,032	1,068	1,005	1,369	369
Japan	—	—	—	—	—	7	5,376
Other Foreign Countries	—	—	—	—	—	4,074
TOTAL FOREIGN COUNTRIES	—	—	—	—	—	26,349	13,790	9,160	13,120	32,364
Share of Bengal	—	—	—	—	—	7,399	..
" Madras	—	—	—	—	—	2,33,333	35,099	1,06,543	1,43,374	5,09,139
" Burma	—	—	—	—	—	415
TOTAL	—	—	—	—	—	2,33,333	35,099	1,06,543	1,50,613	5,02,551
Of Wood (III. U)—										
United Kingdom (including Channel Islands)	—	—	—	—	—	34,37,209	34,15,799	37,15,625	37,25,458	37,23,009
Other British Possessions	—	—	—	—	—	1,615	373	507	939	485
TOTAL BRITISH EMPIRE	—	—	—	—	—	34,38,824	34,16,172	37,16,132	37,26,447	37,23,494

No. 10—continued

ARTICLES, AND COUNTRIES OF CONSIGNMENT; ALSO SHARE OF EACH PROVINCE	QUANTITY					VALUE				
	1931-32	1932-33	1933-34	1934-35	1935-36	1931-32	1932-33	1933-34	1934-35	1935-36
Tea-chests, entire or in sections— continued						R	R	R	R	R
Of Wood (III. U)—continued										
U. S. S. R.—										
Northern	—	—	—	—	—	24,781	9,668	19,798	17,114	6,858
Southern	—	—	—	—	—	2,274	22,898	17,192	5,597	5,150
Finland	—	—	—	—	—	1,91,695	2,98,999	2,44,768	2,12,710	2,15,188
Estonia	—	—	—	—	—	5,89,902	4,51,278	7,87,115	7,26,517	10,10,147
Latvia	—	—	—	—	—	—	18,775	—	2,471	—
Sweden	—	—	—	—	—	5,984	66,897	55,814	82,187	25,871
Norway	—	—	—	—	—	—	—	22,839	—	11,758
Denmark	—	—	—	—	—	—	329	3,122	37,586	38,088
Poland (including Danzig)	—	—	—	—	—	—	5,620	765	8,708	122
Germany	—	—	—	—	—	3,78,308	3,49,474	1,94,401	1,40,462	2,12,088
Belgium	—	—	—	—	—	10,898	6,988	579	278	3,856
Japan	—	—	—	—	—	1,08,983	95,929	1,88,760	1,47,558	60,960
Other Foreign Countries	—	—	—	—	—	1,104	4,261	807	—	425
TOTAL FOREIGN COUNTRIES	—	—	—	—	—	13,08,879	13,26,106	15,16,449	13,31,128	15,86,082
Share of Bengal	—	—	—	—	—	42,04,519	37,64,323	43,28,021	41,34,328	46,25,876
" Madras	—	—	—	—	—	5,48,124	9,78,026	9,08,558	8,23,389	6,89,350
" Burma	—	—	—	—	—	—	—	2	—	—
TOTAL	—	—	—	—	—	47,47,708	47,42,288	52,31,581	50,67,575	58,14,526
Total value of Tea-chests, entire or in sections—										
United Kingdom (including Channel Islands)	—	—	—	—	—	36,04,095	34,37,306	38,18,018	38,60,386	41,97,082
Other British Possessions	—	—	—	—	—	1,615	378	507	3,164	1,599
TOTAL BRITISH EMPIRE	—	—	—	—	—	36,96,310	34,37,684	38,18,525	38,64,000	41,98,681
U. S. S. R.—										
Northern	—	—	—	—	—	29,822	9,668	19,798	23,177	6,858
Southern	—	—	—	—	—	2,274	22,898	17,192	5,597	5,150
Finland	—	—	—	—	—	1,91,695	2,98,999	2,44,768	2,12,710	2,15,401
Estonia	—	—	—	—	—	5,89,902	4,51,278	7,87,115	7,26,517	10,10,147
Latvia	—	—	—	—	—	—	18,775	—	2,471	—
Sweden	—	—	—	—	—	5,984	66,897	57,487	82,840	31,457
Norway	—	—	—	—	—	—	—	22,880	—	16,509
Denmark	—	—	—	—	—	—	329	3,122	37,586	38,088
Poland (including Danzig)	—	—	—	—	—	—	5,620	765	8,708	122
Germany	—	—	—	—	—	3,95,088	3,62,196	2,00,923	1,44,540	2,29,147
Belgium	—	—	—	—	—	15,980	8,051	1,584	1,542	4,305
Japan	—	—	—	—	—	1,08,983	95,929	1,88,760	1,47,560	66,386
Other Foreign Countries	—	—	—	—	—	1,104	4,261	807	—	425
TOTAL FOREIGN COUNTRIES	—	—	—	—	—	13,85,228	13,39,896	15,24,599	13,46,248	16,18,394
Share of Bengal	—	—	—	—	—	42,04,519	37,64,431	43,28,021	41,41,585	46,25,876
" Madras	—	—	—	—	—	3,97,019	10,13,049	10,10,101	10,66,663	11,90,988
" Burma	—	—	—	—	—	—	—	2	—	415
TOTAL	—	—	—	—	—	50,31,586	47,77,480	53,38,124	52,08,248	58,17,077
Telegraphs, materials for construc- tion and accessories (excluding Electrical) (III. D)—										
United Kingdom (including Channel Islands)	—	—	—	—	—	661	528	7,646	297	2,744

ARTICLES, AND COUNTRIES OF CONSIGNMENT; ALSO SHARE OF EACH PROVINCE	QUANTITY					VALUE				
	1931-32	1932-33	1933-34	1934-35	1935-36	1931-32	1932-33	1933-34	1934-35	1935-36
						Rs	Rs	Rs	Rs	Rs
Telegraphs, materials for construction and accessories (excluding Electrical) (III. D)—continued										
Share of Bengal	—	—	—	—	—	268	..	3,015	97	2,431
.. Bombay	—	—	—	—	—	52	37
.. Sind	—	—	—	—	—	..	441
.. Madras	—	—	—	—	—	60	..	4,639
.. Burma	—	—	—	—	—	186	..	92	200	313
TOTAL	—	—	—	—	—	561	528	7,046	297	2,744
Telephones, materials for construction and accessories (excluding Electrical) (III. D)—										
United Kingdom (including Channel Islands)	—	—	—	—	—	65,192	17,075	44,034	14,986	22,073
Sweden	—	—	—	—	—	606	1,764	9,552	1,866	1,225
Belgium	—	—	—	—	—	1,347	1,848	878	6,117	1,799
Other Foreign Countries	—	—	—	—	—	3,577	5,101	5,724	1,289	1,001
TOTAL FOREIGN COUNTRIES	—	—	—	—	—	6,530	8,718	16,149	9,263	4,025
Share of Bengal	—	—	—	—	—	41,553	24,295	34,412	32,708	24,202
.. Bombay	—	—	—	—	—	4,133	1,032	15,743	5	76
.. Sind	—	—	—	—	—	..	114
.. Madras	—	—	—	—	—	16,615	..	9,577	1,168	9
.. Burma	—	—	—	—	—	3,416	297	451	268	1,311
TOTAL	—	—	—	—	—	70,722	25,788	60,183	24,249	26,098
Textiles—										
Cotton—										
Raw (H. M)—	Tons	Tons	Tons	Tons	Tons					
United Kingdom (including Channel Islands)	516	609	4	1,384	20	4,16,344	4,59,569	4,418	11,99,298	25,071
Union of South Africa	81	46	290	62	4	74,980	45,233	2,33,104
Zanzibar and Pemba	37	14	23,913	14,000
Kenya Colony	32,155	20,694	24,188	32,725	30,614	3,16,81,094	1,77,45,761	2,02,26,478	2,76,58,418	3,12,80,448
Tanganyika Territory	569	943	2,589	2,427	4,647	4,61,380	3,13,918	23,01,611	22,12,701	39,90,501
Uganda Protectorate	27	27	54	26,250	30,000	51,800
Anglo-Egyptian Sudan	1,676	6,447	871	3,354	4,932	16,36,330	55,24,750	7,19,299	29,35,959	49,39,378
Other British Possessions	1	6	1,235	422	150	312	1,455
TOTAL BRITISH EMPIRE	34,947	29,730	27,774	39,932	46,613	3,42,47,095	2,56,93,337	2,33,67,186	3,40,31,621	4,04,71,757
Germany	5	7,507	193	63	61	113
Belgium	16	20,000	1	12
Italy (including Fiume)	5	113	3,759	86,974	..	160	25
Syria	8	7	6,002	6,490	50
Iraq	11	8	9	..	1	3,737	1,120	3,750	..	750
Iran	465	833	374	729	43	2,42,333	4,47,602	4,33,051	4,17,132	25,325
Japan	292	96	..	1	..	2,03,279	34,974	293	1,304	1,323
Egypt	14,356	9,135	6,063	16,911	15,484	1,31,02,293	77,93,690	53,30,650	1,54,33,305	1,40,94,479
Portuguese East Africa	547	4,97,315

No. 10—continued

ARTICLES, AND COUNTRIES OF CONSIGNMENT; ALSO SHARE OF EACH PROVINCE	QUANTITY					VALUE				
	1931-32	1932-33	1933-34	1934-35	1935-36	1931-32	1932-33	1933-34	1934-35	1935-36
Textiles—continued										
Cotton—continued										
Raw (H. M)—continued										
United States of America—										
<i>Vid. Atlantic Coast.</i>	Tons	Tons	Tons	Tons	Tons	R	R	R	R	R
<i>Pacific</i>	25,849	44,859	7,026	482	6,950	1,98,70,815	3,76,75,667	55,71,256	4,60,837	61,52,061
<i>Maxico</i>	2,775	982	1,100	1,156	3,487	24,86,402	7,82,502	3,26,761	11,40,588	39,80,025
<i>Argentine Republic (including the Atlantic Coast of Patagonia)</i>	92	--	--	--	--	80,000	--	--	--	105
<i>Peru</i>	--	--	45	1,264	3,343	--	--	36,780	11,02,080	31,66,278
<i>Brazil</i>	--	--	--	54	--	--	--	--	69,400	31
<i>Other Foreign Countries</i>	--	--	+	5	1	586	14	249	2,141	477
TOTAL FOREIGN COUNTRIES	44,376	56,028	15,122	20,602	20,946	3,60,92,218	4,68,79,227	1,22,02,820	1,97,56,508	2,69,52,816
Share of Bengal	1,003	1,028	757	1,567	2,095	10,00,033	9,22,764	6,76,373	15,39,507	20,32,354
<i>Bombay</i>	75,808	82,173	41,480	57,301	72,377	6,70,11,927	7,04,25,141	3,41,95,653	5,00,81,593	6,36,44,188
<i>Sind</i>	--	--	--	31	1	102	330	372	13,304	1,273
<i>Madras</i>	2,422	1,864	659	1,165	1,586	14,37,055	12,24,103	8,94,412	12,12,753	16,95,066
<i>Burma</i>	--	--	--	--	--	168	176	196	468	692
TOTAL	79,328	84,758	42,896	60,564	76,559	7,08,39,308	7,25,72,564	3,55,70,006	5,28,38,124	6,74,24,578
Waste (H. M)—	Cwts.	Cwts.	Cwts.	Cwts.	Cwts.					
TOTAL BRITISH EMPIRE	18	32	43	85	115	397	718	688	1,723	2,745
TOTAL FOREIGN COUNTRIES	4	--	--	4	--	62	--	--	42	26
Share of Bengal	18	28	43	31	37	397	564	659	1,663	2,476
<i>Bombay</i>	--	--	--	1	--	--	--	--	16	--
<i>Sind</i>	--	--	--	--	--	--	17	--	--	--
<i>Burma</i>	4	7	5	7	18	62	137	119	81	397
TOTAL	10	32	48	39	115	459	718	688	1,765	2,778
Wool and Yarn—										
Grey (unbleached) Nos. 1 to 10 (III. F)—	Lbs.	Lbs.	Lbs.	Lbs.	Lbs.					
<i>China (exclusive of Hongkong and Macao)</i>	--	--	--	39,038	--	--	--	--	11,494	--
<i>Other Foreign Countries</i>	--	--	8,000	8	--	--	--	3,500	4	--
TOTAL FOREIGN COUNTRIES	--	--	8,000	39,046	--	--	--	3,500	11,498	--
Share of Bombay	--	--	8,000	39,038	--	--	--	3,500	11,494	--
<i>Burma</i>	--	--	--	8	--	--	--	--	4	--
TOTAL	--	--	8,000	39,046	--	--	--	3,500	11,498	--
Grey (unbleached) Nos. 11 to 15 (III. F)—	Lbs.	Lbs.	Lbs.	Lbs.	Lbs.					
TOTAL BRITISH EMPIRE	8,012	4,308	--	2,448	870	4,805	2,349	--	1,577	526
TOTAL FOREIGN COUNTRIES	798	--	12,691	4	--	740	--	5,738	2	--

GENERAL IMPORTS

(388)

No. 10—continued

ARTICLES, AND COUNTRIES OF CONSIGNMENT; ALSO SHARE OF EACH PROVINCE	QUANTITY					VALUE				
	1931-32	1932-33	1933-34	1934-35	1935-36	1931-32	1932-33	1933-34	1934-35	1935-36
Textiles—continued										
Otton—continued										
Wool and Yarn—continued										
Grey (unbleached) Nos. 11 to 15 (III. F)—continued	Lbs.	Lbs.	Lbs.	Lbs.	Lbs.					
Share of Bengal	4,308	1,091	2,340	1,338
" Bombay	810	..	11,600	..	70	745	..	4,350	..	30
" Sind	2,448	1,577	..
" Madras	8,000	4	800	4,709	2	437
TOTAL	8,810	4,308	12,691	2,452	870	5,545	2,340	5,738	1,579	526
Grey (unbleached) Nos. 16 to 20 (III. F)—										
United Kingdom (including Channel Islands)	Lbs.	Lbs.	Lbs.	Lbs.	Lbs.					
Iran	85,400	14,800	20,025	7,906	..
Japan	4,835	614,000	41,600	53,536	7,744	2,837	3,07,937	23,220	30,482	3,958
China (exclusive of Hongkong and Macao)	34,400	6,000	63,200	70,000	..	16,657	2,823	35,704	34,412	..
Other Foreign Countries	5,200	2,600
TOTAL FOREIGN COUNTRIES	39,235	620,000	140,200	138,336	12,044	19,544	3,10,780	78,949	72,800	6,558
Share of Bengal	33,139	32,740	34,746	12,760	31,095	74,043	61,669	30,614	11,135	24,094
" Bombay	16,235	604,600	131,821	126,400	6,593	7,304	3,05,968	75,862	66,319	2,862
" Sind	1,460	1,466
" Madras	400	1,274	..	300	916	337	865	..	650	1,313
" Burma	4,000	..	10,600	12,010	..	2,440	..	5,022	7,000	..
TOTAL	107,774	638,514	177,167	151,970	39,064	84,129	3,58,500	1,11,504	85,254	29,730
Grey (unbleached) Nos. 21 to 25 (III. F)—										
United Kingdom (including Channel Islands)	Lbs.	Lbs.	Lbs.	Lbs.	Lbs.					
Oeylon (excluding Maldives)	1,656	684	..
TOTAL BRITISH EMPIRE	3,890	10,577	9,734	13,577	11,150	3,747	10,317	3,955	11,324	3,909
Iran	40,467	7,500	25,377	4,750
Other Foreign Countries	2	36	1	18
TOTAL FOREIGN COUNTRIES	40,469	7,536	25,378	4,768
Share of Bengal	3,390	10,377	9,734	3,911	9,744	3,747	10,317	3,955	3,403	3,027
" Bombay	40,467	7,742	25,377	4,919
" Madras	1,656	1,300	684	731
" Burma	3,028	3,717	..
TOTAL	3,890	10,577	9,734	34,043	18,686	3,747	10,317	3,955	37,366	13,677
Grey (unbleached) Nos. 26 to 30 (III. F)—										
United Kingdom (including Channel Islands)	Lbs.	Lbs.	Lbs.	Lbs.	Lbs.					
Japan	147,760	95,030	130,374	268,204	480,310	1,03,054	58,135	71,012	1,53,394	2,27,243
Other Foreign Countries	56	13,233	..	56	4,136	..
TOTAL FOREIGN COUNTRIES	147,816	95,030	130,374	281,532	480,310	1,03,110	58,135	71,012	1,57,530	2,27,243
Share of Bengal	175,611	429,924	392,533	533,633	637,335	1,12,906	2,55,499	2,35,947	3,69,707	3,37,249
" Bombay	12,372	5,060	10,900	37,394	3,090	10,313	4,033	9,075	29,015	2,333
" Sind	5,043	2,000	..	13,233	..	3,331	916	..	4,136	..
" Madras	127,321	137,305	..	625	550	61,435	79,342	..	670	333
" Burma	147,760	132,040	129,414	243,394	433,260	1,03,054	33,423	70,305	1,41,090	2,25,353
TOTAL	463,520	706,320	562,902	839,279	1,060,745	2,01,504	4,23,762	3,15,327	5,45,213	6,15,367

No. 13—continued

ARTICLES, AND COUNTRIES OF ORIGIN; ALSO SHARE OF EACH PROVINCE	QUANTITY					VALUE				
	1931-32	1932-33	1933-34	1934-35	1935-36	1931-32	1932-33	1933-34	1934-35	1935-36
Textiles—continued						R	R	R	R	R
Cotton—continued										
Twist and Yarn—continued										
Grey (unbleached) Nos. 31 to 40 (III. F)—	Lbs.	Lbs.	Lbs.	Lbs.	Lbs.					
United Kingdom (including Channel Islands)	1,228,780	1,410,287	1,268,791	740,014	1,261,627	8,44,668	9,36,888	8,57,501	5,38,831	9,45,055
Straits Settlements	20,000	30,000	15,000	51,651
Hongkong	20,000	103,400	..	12,221	67,833
TOTAL BRITISH EMPIRE	1,248,780	1,510,287	1,268,791	740,014	1,370,027	8,59,668	10,00,758	8,57,501	5,38,831	10,12,888
Siam	100,000	80,000	55,802	49,346
Japan	375,722	6,232,200	4,618,600	1,858,142	4,975,289	2,74,061	38,95,709	29,13,313	8,99,626	32,00,623
China (exclusive of Hong- kong and Macao)	11,149,988	11,584,400	7,554,030	5,021,600	6,182,447	75,77,859	71,06,556	46,06,573	32,89,242	38,98,484
Other Foreign Countries	1,650	2,000	..	850	..	839	2,353	..	732	..
TOTAL FOREIGN COUNTRIES	11,527,310	17,868,600	12,247,630	6,380,598	11,157,688	78,52,259	1,10,60,320	75,69,231	41,79,600	70,99,106
Share of Bengal	3,483,776	12,077,340	11,537,867	6,621,186	10,339,532	57,46,647	74,80,387	71,67,315	36,86,237	68,03,311
" Bombay	3,120,289	4,766,346	1,562,554	1,458,364	2,042,345	31,49,361	31,11,172	10,29,008	10,04,278	12,50,127
" Sind	5,800	5,299	33,598	3,880	3,238	23,076
" Madras	1,113,776	2,452,737	338,050	30,990	13,248	7,77,682	14,13,964	2,10,850	20,237	9,991
" Burma	48,000	77,115	23,000	10,072	44,000	34,457	52,314	19,559	7,619	25,590
TOTAL	12,771,040	19,378,837	13,516,471	7,120,612	12,527,713	87,11,927	1,20,60,975	84,26,732	47,18,431	81,11,994
Grey (unbleached) Nos. 41 to 60 (III. F)—	Lbs.	Lbs.	Lbs.	Lbs.	Lbs.					
United Kingdom (including Channel Islands)	265,691	409,360	443,805	362,271	243,109	2,42,952	3,58,400	3,79,285	3,17,515	2,23,843
Japan	47,000	32,000	4,200	363,300	..	30,905	22,172	4,000	2,37,426
China (exclusive of Hong- kong and Macao)	40,000	20,000	24,903	12,452
TOTAL FOREIGN COUNTRIES	..	87,000	52,000	4,200	363,300	..	55,808	34,624	4,000	2,37,426
Share of Bengal	116,536	334,736	139,353	123,755	195,502	95,534	1,04,805	1,39,520	98,231	1,37,324
" Bombay	61,620	131,636	309,517	227,567	373,487	58,332	1,20,493	1,95,465	2,13,710	3,99,928
" Sind	1,014	4,170	1,099	4,276
" Madras	37,536	129,839	96,935	9,135	4,270	39,080	1,24,000	37,324	3,475	3,764
" Burma	29,000	15,457
TOTAL	265,691	496,860	495,805	366,471	606,409	2,42,952	4,09,298	4,12,859	3,21,515	4,61,269
Grey (unbleached) Nos. 51 to 60 (III. F)—	Lbs.	Lbs.	Lbs.	Lbs.	Lbs.					
United Kingdom (including Channel Islands)	2,041,117	3,277,539	2,191,476	1,822,126	2,192,283	29,14,195	30,84,756	19,57,366	16,98,979	19,96,239
Hongkong	30,000	30,800	22,500	22,685
TOTAL BRITISH EMPIRE	2,041,117	3,277,539	2,191,476	1,852,126	2,223,083	29,14,195	30,84,756	19,57,366	17,21,479	20,18,924
Japan	2,400	28,000	96,620	238,000	514,261	3,429	25,220	85,407	2,43,488	4,00,635
China (exclusive of Hongkong and Macao)	20,000	2,388,100	2,263,950	17,590	22,06,436	16,87,759
Other Foreign Countries	809	1,200	979	1,770
TOTAL FOREIGN COUNTRIES	3,209	29,200	116,620	3,176,100	2,778,211	4,408	26,999	1,02,997	24,49,924	20,88,394

GENERAL IMPORTS

(390)

No. 10—continued

ARTICLES, AND COUNTRIES OF CONSIGNMENT; ALSO SHARE OF EACH PROVINCE	QUANTITY					VALUE				
	1931-32	1932-33	1933-34	1934-35	1935-36	1931-32	1932-33	1933-34	1934-35	1935-36
Textiles—continued										
Ootton—continued										
Tubes and Yarn—continued										
Grey (unbleached) Nos. 51 to 60 (III. P)—continued	Lbs.	Lbs.	Lbs.	Lbs.	Lbs.	Rs.	Rs.	Rs.	Rs.	Rs.
Share of Bengal	400,532	308,392	418,991	1,103,145	1,194,443	3,37,115	2,57,344	3,32,433	3,04,775	2,31,179
„ Bombay	89,883	131,784	68,363	1,844,822	1,458,487	94,404	1,13,851	62,460	14,22,267	12,17,633
„ Sind	1,800	..	290	1,768	..	378	..
„ Madras	2,451,921	2,860,823	1,820,642	2,079,989	2,343,364	24,25,184	27,34,413	16,64,470	12,52,093	16,58,463
„ Burma	2,000	4,000	1,237	4,121
TOTAL	2,944,326	3,308,789	2,807,996	5,028,226	4,996,294	29,18,808	31,11,755	20,60,368	41,71,408	41,07,208
Grey (unbleached) Nos. 61 to 100 (III. P)—	Lbs.	Lbs.	Lbs.	Lbs.	Lbs.					
United Kingdom (including Channel Islands)	1,143,499	1,439,786	1,530,974	1,721,392	1,485,759	14,07,038	18,06,897	19,09,804	20,90,940	17,89,341
Japan	3,500	7,100	19,100	6,550	23,814	4,780	8,459	20,612	5,961	28,406
China (exclusive of Hong-kong and Macao)	14,000	264,650	13,978	2,58,821
TOTAL FOREIGN COUNTRIES	3,500	7,100	19,100	20,550	293,464	4,780	8,459	20,612	19,839	2,82,237
Share of Bengal	523,328	643,722	535,074	733,058	563,500	6,08,190	7,65,391	6,52,922	8,42,771	6,32,490
„ Bombay	62,003	66,141	153,128	169,810	491,544	36,002	21,167	1,22,052	1,94,712	5,43,768
„ Sind	3,600	12,543	4,029	21,719	6,699	4,639	25,567	5,212	30,395	3,942
„ Madras	557,295	767,489	852,533	829,355	712,480	7,19,937	10,02,331	10,24,308	10,50,401	8,81,623
TOTAL	1,146,999	1,495,836	1,600,774	1,741,942	1,779,223	14,11,818	18,74,856	19,30,416	21,19,279	20,71,623
Grey (unbleached) above No. 100 (III. P)—	Lbs.	Lbs.	Lbs.	Lbs.	Lbs.					
United Kingdom (including Channel Islands)	82,207	88,511	89,307	135,840	105,737	64,745	1,51,368	1,46,010	2,21,631	1,71,909
Japan	50	106	..
Share of Bengal	19,772	42,605	42,777	75,410	50,301	37,918	76,030	78,708	1,22,027	33,722
„ Bombay	400	2,121	2,162	..	14,821	762	3,151	3,268	..	19,122
„ Sind	260	390
„ Madras	12,025	38,755	38,362	60,430	40,356	36,065	72,127	64,026	1,09,620	62,590
TOTAL	82,207	88,511	89,307	135,890	105,737	64,745	1,51,368	1,46,010	2,21,737	1,71,909
Grey two-folds (doubles) (III. P)(a)—	Lbs.	Lbs.	Lbs.							
United Kingdom (including Channel Islands)	1,124,278	825,898	387,105	—	—	12,94,720	9,63,605	4,35,895	—	—
Hongkong	20,000	—	—	15,294	—	—
TOTAL BRITISH EMPIRE	1,124,278	825,898	407,105	—	—	12,94,720	9,63,605	4,51,189	—	—
Italy (including Fiume)	127,600	1,250	—	—	—	1,02,116	951	..	—	—
Iran	20,800	—	—	12,554	—	—
Japan	422,950	2,252,520	1,262,829	—	—	3,97,747	21,03,500	11,41,821	—	—
China (exclusive of Hong-kong and Macao)	2,016,900	1,715,000	2,551,806	—	—	15,98,851	12,69,916	17,92,906	—	—
Other Foreign Countries	807	..	50	—	—	958	..	121	—	—
TOTAL FOREIGN COUNTRIES	2,584,257	4,568,750	3,935,095	—	—	21,05,471	33,74,867	29,47,412	—	—
Share of Bengal	525,663	1,020,560	1,229,429	—	—	4,76,849	7,42,720	3,76,022	—	—
„ Bombay	2,578,722	3,422,218	2,220,448	—	—	25,27,492	30,60,599	20,62,214	—	—
„ Sind	1,200	1,200	10,600	—	—	1,166	1,651	6,844	—	—
„ Madras	4,620	4,600	12,000	—	—	4,146	4,124	14,079	—	—
„ Burma	528,280	916,870	759,763	—	—	4,20,546	5,22,958	4,42,525	—	—
TOTAL	3,708,585	5,404,046	4,342,200	—	—	35,00,301	42,37,972	33,98,601	—	—

(a) Sub-divided into groups by counts from 1924-25.

No. 10—continued

ARTICLES AND COUNTRIES OF CONSIGNMENT, ALSO SHARE OF EACH PROVINCE	QUANTITY					VALUE				
	1931-32	1932-33	1933-34	1934-35	1935-36	1931-32	1932-33	1933-34	1934-35	1935-36
				Lbs.	Lbs.				R	R
Textiles—continued										
Cotton—continued										
Twists and Yarn—continued										
Grey two-folds (doubles) Nos. 1-25 (III. P)(a)—										
United Kingdom (including Channel Islands)	—	—	—	19,620	3,314	—	—	—	18,263	3,245
TOTAL FOREIGN COUNTRIES	—	—	—	19,620	3,314	—	—	—	18,263	3,245
Share of Bengal	—	—	—	300	3,314	—	—	—	283	3,245
" Bombay	—	—	—	22,920	—	—	—	—	18,386	—
TOTAL	—	—	—	23,220	3,314	—	—	—	16,674	3,245
Grey two-folds (doubles) Nos. 26-50 (III. P)(a)—				Lbs.	Lbs.					
United Kingdom (including Channel Islands)	—	—	—	180,922	159,804	—	—	—	1,47,512	1,46,212
Hongkong	—	—	—	6,000	187,800	—	—	—	4,588	1,06,588
TOTAL BRITISH EMPIRE	—	—	—	186,922	317,104	—	—	—	1,52,100	2,50,795
Iran	—	—	—	16,387	8,600	—	—	—	12,284	4,841
Japan	—	—	—	357,572	2,318,605	—	—	—	2,27,627	15,81,467
China (exclusive of Hong- kong and Macao)	—	—	—	3,634,000	2,992,505	—	—	—	25,87,555	20,84,567
Other Foreign Countries	—	—	—	—	136	—	—	—	—	626
TOTAL FOREIGN COUNTRIES	—	—	—	4,008,859	6,312,846	—	—	—	27,77,466	36,41,701
Share of Bengal	—	—	—	1,330,316	1,429,595	—	—	—	9,40,165	12,38,637
" Bombay	—	—	—	2,211,315	3,099,451	—	—	—	15,84,195	21,56,091
" Sind	—	—	—	—	14,000	—	—	—	—	3,645
" Madras	—	—	—	—	50	—	—	—	—	92
" Burma	—	—	—	653,850	693,384	—	—	—	4,05,208	4,39,043
TOTAL	—	—	—	4,195,781	5,629,950	—	—	—	29,29,566	38,92,496
Grey two-folds (doubles) Nos. 51-80 (III. P)(a)—				Lbs.	Lbs.					
United Kingdom (including Channel Islands)	—	—	—	101,636	51,165	—	—	—	1,22,775	60,171
Hongkong	—	—	—	6,000	200,000	—	—	—	6,795	1,78,978
TOTAL BRITISH EMPIRE	—	—	—	107,636	251,165	—	—	—	1,29,570	2,38,549
Iran	—	—	—	1,200	—	—	—	—	600	—
Japan	—	—	—	436,900	618,591	—	—	—	4,02,122	5,76,338
China (exclusive of Hong- kong and Macao)	—	—	—	1,010,800	1,223,885	—	—	—	10,56,263	11,87,711
United States of America— Y ⁶ Atlantic Coast	—	—	—	4,490	—	—	—	—	8,272	—
TOTAL FOREIGN COUNTRIES	—	—	—	1,458,390	1,837,476	—	—	—	15,57,257	17,04,049
Share of Bengal	—	—	—	64,964	57,803	—	—	—	73,584	49,073
" Bombay	—	—	—	1,477,332	2,089,867	—	—	—	15,90,616	18,86,688
" Sind	—	—	—	—	1,166	—	—	—	—	1,938
" Madras	—	—	—	18,830	—	—	—	—	22,627	—
TOTAL	—	—	—	1,561,026	2,088,641	—	—	—	16,86,827	19,37,599
Grey two-folds (doubles) above No. 80 (III. P)(a)—				Lbs.	Lbs.					
United Kingdom (including Channel Islands)	—	—	—	77,165	201,547	—	—	—	1,28,715	3,02,458
Japan	—	—	—	70,400	90,200	—	—	—	1,04,980	1,18,927
China (exclusive of Hong- kong and Macao)	—	—	—	14,000	—	—	—	—	16,941	—
TOTAL FOREIGN COUNTRIES	—	—	—	84,400	90,200	—	—	—	1,21,921	1,18,927
Share of Bengal	—	—	—	3,750	22,099	—	—	—	12,322	23,381
" Bombay	—	—	—	151,615	2,69,648	—	—	—	2,31,214	2,93,004
" Madras	—	—	—	1,300	—	—	—	—	1,600	—
TOTAL	—	—	—	161,565	291,747	—	—	—	2,45,636	4,21,385

(a) Separately shown from 1934-35.

GENERAL IMPORTS

(392)

No. 10—continued

ARTICLES, AND COUNTRIES OF CONSIGNMENT; ALSO SHARE OF EACH PROVINCE	QUANTITY					VALUE				
	1931-32	1932-33	1933-34	1934-35	1935-36	1931-32	1932-33	1933-34	1934-35	1935-36
Textiles—continued						B	B	B	B	B
Cotton—continued										
Tyest and Yarns—continued										
Total of Grey (unbleached) (III, F)—	Lbs.	Lbs.	Lbs.	Lbs.	Lbs.					
United Kingdom (including Channel Islands) . . .	7,131,667	8,193,118	6,410,687	5,706,726	6,881,620	71,29,949	77,91,732	59,70,936	57,07,204	60,59,704
Straits Settlements . . .	20,000	80,000	15,000	51,651
Hongkong	20,000	20,000	42,000	496,800	..	12,221	15,294	38,888	5,68,420
Other British Possessions	2,400	..	1,666	750	..	684	..
TOTAL BRITISH EMPIRE	7,151,667	8,300,518	6,430,687	5,840,392	6,878,420	71,44,949	78,56,354	59,86,230	57,41,771	64,28,188
Italy (including Fiume) . . .	137,600	2,220	1,08,115	2,804
Iran	75,800	87,692	14,100	40,439	51,508	9,591
Siam	100,000	80,000	55,992	49,246
Japan	978,965	9,875,850	6,295,838	2,845,456	9,337,064	7,86,698	64,29,915	42,77,567	21,53,604	68,75,282
China (exclusive of Hongkong and Macao) . . .	13,201,238	18,295,400	10,208,866	12,592,483	12,922,487	91,92,667	84,04,198	64,65,224	91,65,721	90,22,342
United States of America— West Atlantic Coast . . .	1,012	..	1,091	4,490	..	1,507	..	1,388	8,272	..
Other Foreign Countries . . .	2,310	1,200	50	56	5,372	1,325	1,779	121	132	2,244
TOTAL FOREIGN COUNTRIES	14,306,128	29,275,680	16,661,660	15,631,179	22,278,978	1,00,90,312	1,48,94,798	1,08,84,075	1,18,79,232	1,54,10,469
Share of Bengal	10,247,205	14,894,954	14,457,710	9,676,683	14,999,748	74,92,967	98,16,411	95,13,908	70,61,620	1,02,77,146
.. Bombay	5,942,499	9,120,413	4,438,509	7,798,489	9,745,935	49,23,134	68,00,691	36,20,260	63,38,673	77,81,516
.. Sind	16,946	28,343	14,529	33,799	66,342	12,065	22,138	11,868	37,535	48,731
.. Madras	4,352,922	6,392,264	3,308,222	3,030,054	3,117,943	41,81,721	54,39,626	31,25,498	30,69,989	30,25,245
.. Burma	799,020	1,128,725	927,777	927,636	1,197,114	5,79,334	6,63,876	5,38,777	5,64,836	7,05,952
TOTAL	21,457,792	31,576,198	23,092,347	21,471,671	29,167,398	1,72,85,261	2,27,51,162	1,68,20,305	1,71,21,003	2,18,38,592
White (bleached) Nos. 1-20 (III, F)—	Lbs.	Lbs.	Lbs.	Lbs.	Lbs.					
TOTAL BRITISH EMPIRE	6,346	3,833	12	428	6,181	4,586	3,558	26	1,050	5,646
Austria	5,993	13,809	..
Other Foreign Countries	10	1,000	190	1,804	..	7	811	124	1,067
TOTAL FOREIGN COUNTRIES	..	10	1,000	6,993	1,804	..	7	811	13,933	1,067
Share of Bengal	1,546	2,228	613	6,521	6,998	1,533	2,138	579	14,933	6,391
.. Bombay	10	993	..	7	322
.. Sind	600	370
.. Madras	4,800	3,048
.. Burma	400	253
TOTAL	6,346	3,898	1,018	6,521	7,995	4,686	3,565	837	14,983	6,713
White (bleached) Nos. 21-25 (III, F)—	Lbs.	Lbs.	Lbs.	Lbs.	Lbs.					
United Kingdom (including Channel Islands) . . .	2,080	6,279	498	1,265	13,043	2,469	3,380	406	1,423	11,594
TOTAL FOREIGN COUNTRIES	29	17
Share of Bengal	2,080	742	498	1,265	3,093	2,469	914	406	1,423	4,050
.. Bombay	4,937	9,168	..	2,098	7,661
.. Sind	600	370
TOTAL	2,080	6,279	498	1,265	13,072	2,469	3,380	406	1,423	11,611

No. 10—continued

ARTICLES, AND COUNTRIES OF CONSIGNMENT; ALSO SHARE OF EACH PROVINCE	QUANTITY					VALUE				
	1931-32	1932-33	1933-34	1934-35	1935-36	1931-32	1932-33	1933-34	1934-35	1935-36
<i>Textiles—continued</i>						R	R	R	R	R
<i>Cotton—continued</i>										
<i>Total and Yarn—continued</i>										
White (bleached) Nos. 26-30 (III. P)— United Kingdom (including Channel Islands)	Lbs. 26,081	Lbs. 46,975	Lbs. 42,701	Lbs. 50,147	Lbs. 116,405	29,802	48,599	48,488	58,662	1,26,874
Japan	17,068	12,549
Share of Bengal	22,381	41,448	38,779	48,047	118,438	27,959	46,602	44,801	56,607	1,26,637
Bombay	..	4,927	3,932	..	10,038	..	1,627	3,687	..	8,337
Sind	2,420	600	1,377	370
Madras	800	2,100	5,010	466	2,015	4,949
TOTAL	26,081	46,975	42,701	50,147	138,478	29,802	48,599	48,488	58,662	1,30,423
White (bleached) Nos. 31-40 (III. P)— United Kingdom (including Channel Islands)	Lbs. 1,010,810	Lbs. 886,785	Lbs. 860,445	Lbs. 544,880	Lbs. 698,764	8,24,138	6,78,271	2,59,648	4,29,955	5,58,105
Italy (including Fiume)	..	40	80
Japan	8,000	18,800	..	10,840	6,400	8,000	18,682	..	7,156	4,365
China (exclusive of Hong- kong and Macao)	4,000	10,000	2,748	9,412
TOTAL FOREIGN COUNTRIES	12,000	28,840	..	10,840	6,400	10,748	28,124	..	7,156	4,865
Share of Bengal	39,404	33,805	10,812	10,976	22,387	24,449	25,034	8,920	9,122	33,971
Bombay	990	12,040	..	54	..	469	14,264	..	81	..
Sind	53,900	76,123	42,327	32,264	53,263	38,124	49,586	26,335	21,264	42,144
Madras	938,598	785,658	308,246	512,438	608,129	7,70,689	6,10,941	2,21,597	4,06,614	4,76,990
Burma	2,000	..	2,000	..	6,400	1,124	..	2,748	..	4,365
TOTAL	1,022,810	918,625	860,445	555,720	705,164	8,34,886	7,01,395	2,59,648	4,37,111	5,57,470
White (bleached) Nos. 41-50 (III. P)— United Kingdom (including Channel Islands)	Lbs. 3,300	Lbs. 25,588	Lbs. 28,722	Lbs. 5,482	Lbs. 15,207	2,913	25,505	8,289	5,074	12,699
Japan	8,000	4,000	28,000	18,000	10,000	6,440	2,931	17,741	12,426	6,884
Other Foreign Countries	..	10	7
TOTAL FOREIGN COUNTRIES	8,000	4,010	28,000	18,000	10,000	6,440	2,938	17,741	12,426	6,884
Share of Bengal	3,300	16,333	4,332	..	1,500	2,913	18,511	4,398	..	1,794
Bombay	..	10	..	222	1,117	..	7	..	608	1,116
Sind	600	2,000	6,500	395	1,377	4,790
Madras	3,000	13,350	31,790	21,200	16,000	6,440	9,925	21,242	16,576	11,233
TOTAL	11,300	29,598	36,722	28,482	25,207	9,353	28,443	26,080	17,560	19,683
White (bleached) above No. 50 (III. P)— United Kingdom (including Channel Islands)	Lbs. 506,520	Lbs. 742,182	Lbs. 880,627	Lbs. 883,804	Lbs. 855,235	7,24,671	9,88,197	10,07,628	11,37,805	11,33,767
Austria	5,908	18,509	..
Japan	1,500	16,500	44,300	15,000	7,988	2,065	21,110	29,526	18,368	6,560
Other Foreign Countries	30	60	32	45
TOTAL FOREIGN COUNTRIES	1,530	16,560	44,300	20,008	7,988	2,097	21,155	29,526	32,162	6,560

GENERAL IMPORTS

(894)

No. 10—continued

ARTICLES AND COUNTRIES OF CONSIGNMENT; ALSO SHARE OF EACH PROVINCE	QUANTITY					VALUE				
	1931-32	1932-33	1933-34	1934-35	1935-36	1931-32	1932-33	1933-34	1934-35	1935-36
Textiles—continued										
Cotton—continued										
Twist and Yarn—continued										
White (bleached) above No. 50 (III. P)—continued										
Share of Bengal	Lbs.	Lbs.	Lbs.	Lbs.	Lbs.	Rs.	Rs.	Rs.	Rs.	Rs.
.. Bombay	40,816	24,957	30,521	31,255	15,645	24,444	29,979	24,430	40,603	15,507
.. Sind	4,327	7,153	124,739	12,692	10,053	6,712	10,694	1,13,336	22,222	16,241
.. Madras	5,107	20,677	10,563	27,202	15,400	5,223	21,093	24,203	40,293	21,486
.. Burma	547,206	705,950	705,104	767,622	215,127	6,70,223	9,27,526	2,21,154	10,42,421	10,20,551
..	4,000	15,000	6,922	2,521	12,203	5,922
TOTAL	598,056	758,742	874,927	854,507	268,223	7,26,763	10,09,352	10,47,154	11,69,007	11,40,227
White (bleached) two folds (doubles) (III. P)—										
United Kingdom (including Channel Islands)	Lbs.	Lbs.	Lbs.							
..	1,548,155	1,673,203	1,171,817	—	—	14,92,529	15,75,557	10,69,708	—	—
Straits Settlements	7	8
TOTAL BRITISH EMPIRE	1,548,155	1,673,203	1,171,817	—	—	14,92,529	15,75,557	10,69,708
Belgium	6,020	1,800	5,428	1,742
Italy (including Fiume)	4,129	..	580	2,929	..	545
Japan	413,500	619,510	456,200	4,07,932	4,69,117	2,41,041
Other Foreign Countries	206	405
TOTAL FOREIGN COUNTRIES	423,709	621,516	456,780	4,17,409	4,91,265	2,41,586
Share of Bengal	152,222	177,569	24,217	1,70,675	1,90,670	70,002
.. Bombay	1,525,052	1,740,295	1,225,726	12,19,164	15,94,373	11,00,671
.. Madras	20,720	125,460	125,457	74,720	1,05,229	1,02,116
.. Burma	152,200	229,997	122,197	1,45,279	1,75,622	1,22,500
TOTAL	1,971,864	2,294,221	1,628,597	19,09,928	20,67,120	14,11,229
White two folds (doubles) Nos. 1-25 (III. P) (a)—				Lbs.	Lbs.					
United Kingdom (including Channel Islands)	20,257	5,154	22,175	4,925
Netherland	107	122	..
Japan	12,200	9,172
Share of Bengal	2,572	240	2,154	226
.. Bombay	11,221	4,922	12,159	2,629
.. Burma	12,200	9,172
TOTAL	20,424	12,254	22,215	14,122
White two folds (doubles) Nos. 26-50 (III. P) (a)—				Lbs.	Lbs.					
United Kingdom (including Channel Islands)	1,146,452	569,150	10,97,911	5,22,276
Straits Settlements	12,600	12,202
TOTAL BRITISH EMPIRE	1,146,452	581,750	10,97,911	5,34,478
Japan	662,800	992,252	4,92,922	711,247
China (exclusive of Hong-kong and Macao)	10,000	7,041	..
Other Foreign Countries	119	42	264	72
TOTAL FOREIGN COUNTRIES	672,919	992,294	5,02,221	7,11,220
Share of Bengal	210,216	121,220	1,92,942	1,12,212
.. Bombay	1,127,222	992,212	10,62,442	2,17,994
.. Sind	600	200	262	222
.. Madras	202,200	192,222	1,52,216	1,22,222
.. Burma	222,222	222,222	1,22,275	1,22,222
TOTAL	1,220,271	1,521,056	12,00,142	12,57,279

* Sub-divided into groups by counts from 1934-35.

(a) Separately shown from 1934-35.

No. 10—continued

ARTICLES, AND COUNTRIES OF CONSIGNMENT; ALSO SHARE OF EACH PROVINCE	QUANTITY					VALUE				
	1931-32	1932-33	1933-34	1934-35	1935-36	1931-32	1932-33	1933-34	1934-35	1935-36
				Lbs.	Lbs.	₹	₹	₹	₹	₹
Textiles—continued										
Cotton—continued										
Twist and Yarn—continued										
White two folds (doubles) Nos. 51-80 (III. P) (a)—										
United Kingdom (including Channel Islands)	—	—	—	29,834	24,859	—	—	—	36,487	37,440
Japan	—	—	—	187,500	86,900	—	—	—	2,30,416	84,760
Other Foreign Countries	—	—	—	236	..	—	—	—	718	..
TOTAL FOREIGN COUNTRIES	—	—	—	187,736	86,900	—	—	—	2,31,134	84,760
Share of Bengal	—	—	—	12,716	8,609	—	—	—	15,338	5,259
„ Bombay	—	—	—	930	34,416	—	—	—	1,819	23,864
„ Madras	—	—	—	94,001	..	—	—	—	1,12,891	..
„ Burma	—	—	—	109,923	35,835	—	—	—	1,37,573	33,677
TOTAL	—	—	—	217,570	61,769	—	—	—	2,67,621	62,200
White two folds (doubles) above No. 80 (III. P) (a)—										
United Kingdom (including Channel Islands)	—	—	—	9,970	1,521	—	—	—	16,764	4,592
Japan	—	—	—	9,900	4,700	—	—	—	18,147	5,467
Other Foreign Countries	—	—	—	..	43	—	—	—	..	204
TOTAL FOREIGN COUNTRIES	—	—	—	9,900	4,743	—	—	—	18,147	5,671
Share of Bengal	—	—	—	3,419	5,222	—	—	—	6,323	10,059
„ Bombay	—	—	—	270	45	—	—	—	241	204
„ Madras	—	—	—	16,250	..	—	—	—	23,347	..
TOTAL	—	—	—	19,879	6,264	—	—	—	29,911	10,263
Total of White (bleached) (III. P) —										
United Kingdom (including Channel Islands)	3,194,307	3,385,090	2,414,828	2,642,428	2,305,524	80,82,168	88,23,367	23,94,188	28,07,311	24,18,018
Straits Settlements	..	7	19,600	..	8	18,883
TOTAL BRITISH EMPIRE	3,194,307	3,385,097	2,414,828	2,642,428	2,325,124	80,82,168	88,23,375	23,94,188	28,07,311	24,26,401
Belgium	6,050	1,800	48	5,520	1,743	204
Austria	11,306	27,616	..
Japan	481,006	656,810	529,600	605,230	1,090,275	4,24,437	5,26,840	8,99,110	7,75,608	7,92,651
China (exclusive of Hong- kong and Macao)	4,000	10,000	..	10,000	..	2,748	9,412	..	7,941	..
Other Foreign Countries	4,189	326	580	462	120	3,939	494	545	1,220	116
TOTAL FOREIGN COUNTRIES	445,239	668,936	530,080	927,498	1,080,438	4,36,694	5,38,489	8,99,664	8,12,387	7,92,971
Share of Bengal	253,239	293,148	149,777	333,388	310,363	2,75,447	3,15,898	1,63,630	3,50,551	3,21,317
„ Bombay	1,590,399	1,775,977	1,386,387	1,163,612	1,069,938	15,26,351	16,23,658	12,18,124	11,00,643	8,81,328
„ Sind	61,427	93,539	63,560	62,752	31,068	44,734	31,769	40,934	63,516	69,269
„ Madras	1,578,792	1,641,318	1,176,897	1,632,449	1,637,693	15,28,787	16,64,841	12,26,109	17,59,687	17,09,808
„ Burma	153,900	329,397	201,697	387,798	387,111	1,46,573	1,75,698	1,46,035	3,45,301	1,37,657
TOTAL	3,689,546	4,054,083	2,944,908	3,569,926	3,415,562	35,18,892	38,61,984	27,93,852	36,19,698	32,10,372
Coloured Nos. 1 to 20 (III. P) —										
United Kingdom (including Channel Islands)	185,012	204,763	122,748	202,400	127,167	1,70,178	1,99,616	1,11,050	1,89,599	1,19,907
Other British Possessions	5	..	4,350	4	..	2,172
TOTAL BRITISH EMPIRE	185,012	204,763	122,748	202,400	131,417	1,70,178	1,99,616	1,11,054	1,89,599	1,22,109
TOTAL FOREIGN COUNTRIES	3,402	7,200	3,000	2,478	4,840	1,870

(a) Separately shown from 1934-35.

GENERAL IMPORTS

(396)

No. 10—continued

ARTICLES AND COUNTRIES OF CONSIGNMENT; ALSO SHARE OF EACH PROVINCE	QUANTITY					VALUE				
	1931-32	1932-33	1933-34	1934-35	1935-36	1931-32	1932-33	1933-34	1934-35	1935-36
Textiles—continued										
Cotton—continued	Lbs.	Lbs.	Lbs.	Lbs.	Lbs.					
Twist and Yarn—continued										
Coloured Nos. 1 to 20 (III. P) —continued										
Share of Bengal . . .	2,571	..	1,143	..	3,000	2,484	..	2,329	..	1,378
.. Bombay	900	3	..	6,305	..	347	7	..	6,680
.. Madras . . .	41	..	5	40	..	4
.. Burma . . .	132,409	202,863	185,689	209,600	185,312	1,67,654	1,98,769	1,11,392	1,38,439	1,17,489
TOTAL	185,012	204,763	186,240	209,600	184,417	1,70,178	1,99,616	1,13,582	1,38,439	1,24,045
Coloured Nos. 21 to 25 (III. P)—	Lbs.	Lbs.	Lbs.	Lbs.	Lbs.					
United Kingdom (including Channel Islands)	219,800	201,800	195,065	225,571	142,510	2,02,060	2,58,289	1,68,245	2,08,987	1,28,608
TOTAL FOREIGN COUNTRIES	..	2,000	2,000	1,562	1,628
Share of Bengal	2,971	2,588	..
.. Bombay	5,065	5,989
.. Burma . . .	219,800	203,800	192,000	222,600	142,510	2,02,060	2,59,801	1,69,884	2,01,399	1,28,608
TOTAL	219,800	208,800	197,065	225,571	142,510	2,02,060	2,59,801	1,69,878	2,08,987	1,28,608
Coloured Nos. 26 to 30 (III. P)—	Lbs.	Lbs.	Lbs.	Lbs.	Lbs.					
United Kingdom (including Channel Islands)	16,070	1,995	5,478	12,900	10,084	17,594	3,422	6,644	19,298	14,026
Switzerland . . .	12,701	3,200	12,517	2,742
Other Foreign Countries	2,800	1,851	..
TOTAL FOREIGN COUNTRIES	12,701	2,800	3,200	12,517	1,851	2,742
Share of Bengal . . .	2,297	1,195	603	4,490	2,634	2,257	2,391	361	9,209	6,638
.. Bombay . . .	6	800	..	4	780	..
.. Sind . . .	25,477	800	4,370	3,000	9,600	27,250	1,031	5,783	9,339	10,140
.. Burma	2,300	1,851	..
TOTAL	27,780	1,995	5,478	15,790	18,234	30,111	3,422	6,644	21,140	16,778
Coloured Nos. 31 to 40 (III. P)—	Lbs.	Lbs.	Lbs.	Lbs.	Lbs.					
United Kingdom (including Channel Islands)	440,512	537,872	311,186	299,015	272,907	4,68,784	5,58,274	3,08,938	3,11,341	2,08,940
Other British Possessions	..	90	898	26	1,420	..	95	870	10	1,296
TOTAL BRITISH EMPIRE	440,512	537,962	312,082	299,041	274,327	4,68,784	5,58,369	3,09,808	3,11,351	2,05,236
Germany . . .	10,200	11,629
France . . .	2,000	16,000	..	40	..	1,962	16,090	..	65	..
Switzerland . . .	34,100	48,700	11,500	6,500	20,800	35,972	47,327	11,461	6,142	18,543
Italy (excluding Fiume)	10,000	1,500	17,510	4,400	..	10,000	1,500	16,735	4,598	..
China (excluding of Hong-kong and Macão)	10,000	5,886
Other Foreign Countries	..	300	..	148	6,600	..	320	..	506	4,776
TOTAL FOREIGN COUNTRIES	66,800	66,500	29,010	11,088	27,400	65,489	65,287	28,196	11,811	23,297

No. 10—continued

ARTICLES, AND COUNTRIES OF CONSIGNMENT; ALSO SHARE OF EACH PROVINCE	QUANTITY					VALUE				
	1931-32	1932-33	1933-34	1934-35	1935-36	1931-32	1932-33	1933-34	1934-35	1935-36
Textiles—continued						R	R	R	R	R
Cotton—continued										
Wool and Yarn—continued										
Coloured Nos. 31 to 40 (III. P)—continued	Lbs.	Lbs.	Lbs.	Lbs.	Lbs.					
Share of Bengal . . .	119,616	159,565	25,743	12,803	14,389	1,11,586	1,66,703	94,762	14,403	12,910
„ Bombay . . .	22,771	3,140	10,950	4,500	1,200	24,585	2,531	10,039	4,324	1,140
„ Sind . . .	22,974	69,242	37,283	15,200	43,395	95,203	62,064	35,200	14,031	40,798
„ Madras . . .	271,451	372,515	267,116	277,561	241,763	3,02,849	3,92,302	2,63,946	2,82,854	262,813
„ Burma	1,000	372
TOTAL . . .	506,812	604,462	341,092	310,124	301,727	5,34,223	6,23,606	3,38,054	3,22,662	3,18,533
Coloured Nos. 41 to 50 (III. P)—	Lbs.	Lbs.	Lbs.	Lbs.	Lbs.					
United Kingdom (including Channel Islands) . . .	27,860	44,212	31,270	28,221	6,884	28,319	47,332	31,562	27,694	10,271
TOTAL FOREIGN COUNTRIES . . .	2,800	4,000	2,663	3,929	3,494	2,503
Share of Bengal . . .	1,000	22,900	50	2,001	4,147	1,125	33,241	121	1,463	4,213
„ Bombay . . .	22,000	14,912	10,000	22,953	12,326	9,000
„ Sind	4,000	3,494	..
„ Madras . . .	2,160	1,300	21,220	17,220	5,600	2,165	1,255	22,441	23,119	8,916
„ Burma	3,400	3,112	..
TOTAL . . .	31,160	44,212	31,270	27,221	9,747	32,248	47,332	31,562	31,168	13,134
Coloured above No. 50 (III. P)—	Lbs.	Lbs.	Lbs.	Lbs.	Lbs.					
United Kingdom (including Channel Islands) . . .	193,936	166,871	152,357	146,432	203,818	2,90,069	2,44,560	2,13,092	2,08,636	2,97,895
Ceylon (excluding Maldives)	1	2
TOTAL BRITISH EMPIRE . . .	193,936	166,871	152,358	146,432	203,818	2,90,069	2,44,560	2,13,094	2,08,636	2,97,895
Switzerland . . .	4,400	16,000	2,000	800	3,200	6,703	24,013	2,965	1,054	4,002
Japan	400	6,000	301	5,788
Other Foreign Countries . . .	1,500	..	49	1,767	..	92
TOTAL FOREIGN COUNTRIES . . .	5,900	16,000	2,049	1,200	9,200	8,470	24,013	3,057	1,355	10,390
Share of Bengal . . .	45,485	32,176	14,242	32,745	39,733	67,602	43,216	20,013	47,529	64,209
„ Madras . . .	154,350	150,695	140,164	108,837	167,285	2,30,937	2,24,657	1,96,133	1,62,462	2,48,188
„ Burma	6,000	5,783
TOTAL . . .	199,835	182,871	154,406	147,632	213,018	2,98,539	2,68,873	2,16,151	2,09,991	3,08,285
Coloured two-folds (doubles) (III. P)—	Lbs.	Lbs.	Lbs.							
United Kingdom (including Channel Islands) . . .	231,618	334,934	247,016	—	—	3,03,365	4,15,558	2,38,697	—	—
Japan	1,000	7,900	—	—	..	344	6,534	—	—
Other Foreign Countries . . .	609	215	3	—	—	1,523	191	3	—	—
TOTAL FOREIGN COUNTRIES . . .	609	1,215	7,903	—	—	1,523	1,425	6,537	—	—

* Sub-divided into groups by counts from 1934-35.

GENERAL IMPORTS

(398)

No. 10—continued

ARTICLES, AND COUNTRIES OF CONSIGNMENT; ALSO SHARE OF EACH PROVINCE	QUANTITY					VALUE				
	1931-32	1932-33	1933-34	1934-35	1935-36	1931-32	1932-33	1933-34	1934-35	1935-36
Textiles—continued						R	R	R	R	R
Cotton—continued										
Wool—continued										
Coloured two-folds (doubles) (III. P)*—continued	Lbs.	Lbs.	Lbs.							
Share of Bengal	133,280	173,304	165,376	—	—	1,53,549	3,39,364	1,93,628	—	—
„ Bombay	4,370	160	3,948	—	—	6,518	493	1,772	—	—
„ Madras	6,405	1,313	7,609	—	—	7,968	1,404	6,224	—	—
„ Burma	96,483	155,370	89,400	—	—	1,02,480	1,35,223	96,600	—	—
TOTAL	238,227	330,149	264,919	—	—	3,04,888	4,16,983	2,95,224	—	—
Coloured two-folds (doubles) Nos. 1-25 (III. P) (a)—United Kingdom (including Channel Islands)				Lbs.	Lbs.					
Share of Bengal	—	—	—	1,200	2,600	—	—	—	1,420	2,870
„ Burma	—	—	—	—	1,000	—	—	—	—	1,046
TOTAL	—	—	—	1,200	2,600	—	—	—	1,420	2,870
Coloured two-folds (doubles) Nos. 26-50 (III. P) (a)—United Kingdom (including Channel Islands)				Lbs.	Lbs.					
Japan	—	—	—	—	17,710	—	—	—	—	18,445
Other Foreign Countries	—	—	—	—	55	—	—	—	—	88
TOTAL FOREIGN COUNTRIES	—	—	—	—	17,765	—	—	—	—	18,478
Share of Bengal	—	—	—	213,998	1,13,719	—	—	—	2,69,140	1,38,753
„ Bombay	—	—	—	—	2,855	—	—	—	—	11,288
„ Madras	—	—	—	—	3,609	—	—	—	6,223	15,433
„ Burma	—	—	—	103,682	89,590	—	—	—	1,23,972	1,01,364
TOTAL	—	—	—	327,687	200,874	—	—	—	3,02,485	2,60,843
Coloured two-folds (doubles) Nos. 51-80 (III. P) (a)—United Kingdom (including Channel Islands)				Lbs.	Lbs.					
TOTAL FOREIGN COUNTRIES	—	—	—	5,609	17,369	—	—	—	8,221	22,700
Share of Bengal	—	—	—	—	—	—	—	—	—	—
„ Bombay	—	—	—	—	—	—	—	—	—	—
„ Madras	—	—	—	—	—	—	—	—	—	—
„ Burma	—	—	—	—	—	—	—	—	—	—
TOTAL	—	—	—	5,629	17,461	—	—	—	8,267	23,194
Coloured two-folds (doubles) above No. 80 lbs. (III. P) (a)—United Kingdom (including Channel Islands)				Lbs.	Lbs.					
TOTAL FOREIGN COUNTRIES	—	—	—	609	904	—	—	—	1,771	3,090
Share of Bengal	—	—	—	—	—	—	—	—	—	—
„ Madras	—	—	—	—	—	—	—	—	—	—
TOTAL	—	—	—	609	944	—	—	—	1,771	3,122
TOTAL OF COLOURED (III. P)—United Kingdom (including Channel Islands)	Lbs.	Lbs.	Lbs.	Lbs.	Lbs.					
Other British possessions	—	90	902	26	5,870	—	95	876	10	3,468
TOTAL BRITISH EMPIRE	1,813,817	1,582,537	1,066,012	1,244,460	1,002,902	14,80,869	17,27,096	11,29,154	18,58,432	11,48,285
Germany	15,000	—	6	—	—	17,325	—	10	—	—
France	2,000	16,060	—	40	142	1,952	16,447	—	65	526
Switzerland	51,201	64,700	13,500	11,800	29,600	55,192	71,340	14,426	10,690	28,206
Italy (including Fiume)	10,000	1,500	17,510	4,400	—	10,000	1,500	16,785	4,528	—
Japan	—	3,300	13,000	10,420	33,310	—	2,726	10,233	7,018	30,884
China (exclusive of Hongkong and Macao)	10,000	—	339	—	—	5,886	—	400	—	—
Other Foreign Countries	609	155	46	143	513	1,523	224	92	506	406
TOTAL FOREIGN COUNTRIES	33,810	35,715	44,458	26,308	63,370	91,878	92,337	41,896	22,877	60,172

* Sub-divided into groups by counts from 1934-35.
(a) Separately shown from 1934-35.

No. 10—continued

ARTICLES, AND COUNTRIES OF CONSIGNMENT; ALSO SHARE OF EACH PROVINCE	QUANTITY					VALUE				
	1931-32	1932-33	1933-34	1934-35	1935-36	1931-32	1932-33	1933-34	1934-35	1935-36
Textiles—continued						R	R	R	R	R
Cotton—continued										
Wool and Yarn—continued										
TOTAL OF COLOURED—continued.	Lbs.	Lbs.	Lbs.	Lbs.	Lbs.					
Share of Bengal	299,360	400,640	197,067	279,827	186,516	3,08,203	4,75,920	2,40,626	3,45,804	2,27,848
„ Bombay	49,747	13,212	27,961	5,920	17,270	53,060	16,708	26,307	5,100	17,108
„ Sind	118,451	70,042	42,163	27,200	42,995	1,22,453	63,095	40,983	26,914	60,828
„ Madras	440,407	329,125	432,095	409,868	429,840	5,49,227	6,19,819	4,92,868	4,81,758	5,40,327
„ Burma	194,662	653,233	406,689	548,988	377,212	4,79,374	6,43,793	4,69,776	5,21,722	3,72,126
TOTAL	1,402,627	1,666,252	1,110,465	1,270,768	1,066,532	15,72,247	18,19,338	11,71,050	13,81,299	12,08,407
Mercerised Cotton Yarn Nos. 1-20 (III. P)— United Kingdom (including Channel Islands)	Lbs.	Lbs.	Lbs.	Lbs.	Lbs.					
Japan	1,000	680
Share of Bengal	1,000	680
„ Sind	616	936
TOTAL	1,616	1,590
Mercerised Cotton Yarn Nos. 21-25	Lbs.	Lbs.	Lbs.	Lbs.	Lbs.					
United Kingdom (including Channel Islands)	900	1,724	..	1,201	..	649	2,175	..	1,484	..
TOTAL FOREIGN COUNTRIES	..	18	15
Share of Bengal	1,321	1,321
„ Bombay	18	18
„ Sind	900	223	649	791
„ Madras	1,201	1,484	..
TOTAL	900	1,742	..	1,201	..	649	2,108	..	1,484	..
Mercerised Cotton Yarn Nos. 26-30 (III. P)— United Kingdom (including Channel Islands)	Lbs.	Lbs.	Lbs.	Lbs.	Lbs.					
Japan	1,500	7,900	400	2,000	..	2,214	7,954	341	1,735	..
Share of Bengal	5,661	7,500	7,030	7,609
„ Bombay	1,500	2,300	400	2,000	..	2,029	4,580	341	1,735	..
„ Madras	18	20	..
TOTAL	7,161	10,800	400	2,018	..	9,069	12,189	341	1,765	..
Mercerised Cotton Yarn Nos. 31-40 (III. P)— United Kingdom (including Channel Islands)	Lbs.	Lbs.	Lbs.	Lbs.	Lbs.					
Japan	102	188
Share of Bengal	102	188
„ Bombay	5,995	5,642	..
TOTAL	102	5,995	188	5,642	..

GENERAL IMPORTS

(400)

No. 10—continued

ARTICLES, AND COUNTRIES OF CONSIGNMENT; ALSO SHARE OF EACH PROVINCE	QUANTITY					VALUE				
	1931-32	1932-33	1933-34	1934-35	1935-36	1931-32	1932-33	1933-34	1934-35	1935-36
TEXTILES—continued										
COTTON—Continued										
Twists and yarns—continued										
Mercurised Cotton Yarn Above No. 50 (III. P) —	Lbs.	Lbs.	Lbs.	Lbs.	Lbs.	R	R	R	R	R
United Kingdom (including Channel Islands)	..	2,598	..	9,900	1,008	..	3,128	..	10,891	2,108
Other British Possessions	400	810
TOTAL BRITISH EMPIRE	..	2,598	..	9,900	1,408	..	3,128	..	10,891	2,918
Japan	22,500	28,500	118,500	50,700	109,285	31,828	34,856	1,07,981	62,282	107,586
Share of Bengal	22,500	29,092	7,500	..	293	31,828	35,425	7,090	..	2,022
" Bombay	..	2,000	..	1,000	4,000	..	1,897	..	1,529	3,322
" Madras	111,000	54,900	100,915	1,00,341	56,124	1,00,008
" Burma	14,100	4,765	15,510	4,482
TOTAL	22,500	31,158	118,500	70,600	110,678	31,828	37,482	1,07,981	73,173	1,09,049
Mercurised Cotton Yarn two folds (doubles) (III. P)(a) —	Lbs.	Lbs.	Lbs.							
United Kingdom (including Channel Islands)	248,996	166,748	22,291	4,49,024	3,03,431	42,933
Japan	4,775,732	7,562,989	4,720,903	70,35,689	90,56,862	47,66,659
Other Foreign Countries	1,000	594	1,104	494
TOTAL FOREIGN COUNTRIES	4,776,732	7,563,583	4,720,903	70,36,793	90,57,356	47,66,659
Share of Bengal	199,106	386,396	533,013	2,90,850	4,10,126	5,23,711
" Bombay	4,493,117	6,449,149	3,860,519	66,89,078	79,92,448	37,94,327
" Sind	18,195	15,362	282	27,316	15,740	498
" Madras	236,710	336,332	616,600	3,51,682	9,01,089	4,54,927
" Burma	78,600	42,190	37,900	1,25,796	41,393	36,199
TOTAL	5,025,728	7,730,329	4,748,194	74,85,317	96,60,787	48,09,592
Mercurised two-folds (doubles) Nos. 1-25 (III. P) (b) —				Lbs.	Lbs.					
United Kingdom (including Channel Islands)	408	941	647	1,446
Share of Bengal	292	262
" Bombay	403	649	647	1,183
TOTAL	408	941	647	1,446
Mercurised two-folds (doubles) Nos. 26-50 (III. P) (b) —				Lbs.	Lbs.					
United Kingdom (including Channel Islands)	8,964	2,812	12,127	5,152
Japan	472,001	341,600	4,18,776	2,79,023
Other Foreign Countries	18	653	55	1,113
TOTAL FOREIGN COUNTRIES	472,019	342,253	4,18,831	2,81,046
Share of Bengal	95,993	68,955	33,066	60,069
" Bombay	385,074	274,400	3,49,337	2,39,918
" Sind	10,300	7,516
" Madras	1,500	1,025
" Burma	18	55	..
TOTAL	480,985	345,065	4,25,958	2,86,193

(a) Subdivided into groups by counts from 1934-35.
 (b) Separately recorded from 1934-35.

No. 10—continued

ARTICLES, AND COUNTRIES OF CONSIGNMENT; ALSO SHARE OF EACH PROVINCE	QUANTITY					VALUE				
	1931-32	1932-33	1933-34	1934-35	1935-36	1931-32	1932-33	1933-34	1934-35	1935-36
Textiles—continued						R	R	R	R	R
Cotton—continued										
Twist and Yarn—continued										
Mercerised two-folds (doubles) Nos. 51-80 (III.P) (a)—				Lbs.	Lbs.					
United Kingdom (including Channel Islands)	—	—	—	26,581	51,908	—	—	—	86,908	75,927
Japan	—	—	—	5,588,801	8,113,468	—	—	—	62,11,235	76,25,990
China (exclusive of Hong- kong and Macao)	—	—	—	11,042	..	—	—	—	14,875	..
Other Foreign Countries	—	—	—	10	538	—	—	—	40	771
TOTAL FOREIGN COUNTRIES	—	—	—	5,594,653	8,114,006	—	—	—	62,26,150	76,26,761
Share of Bengal	—	—	—	912,768	751,086	—	—	—	10,13,231	7,21,226
" Bombay	—	—	—	3,689,480	5,738,417	—	—	—	40,81,090	54,13,634
" Sind	—	—	—	3,524	55,157	—	—	—	4,036	49,815
" Madras	—	—	—	778,952	1,488,152	—	—	—	8,83,985	13,89,528
" Burma	—	—	—	241,510	134,100	—	—	—	2,70,716	1,28,511
TOTAL	—	—	—	5,621,234	8,165,912	—	—	—	62,63,058	77,02,688
Mercerised two-folds (doubles) above No. 80 (III.P) (a)—				Lbs.	Lbs.					
United Kingdom (including Channel Islands)	—	—	—	88,741	9,695	—	—	—	75,844	21,894
Japan	—	—	—	1,451,806	2,276,907	—	—	—	19,62,495	27,03,840
Other Foreign Countries	—	—	—	2,418	..	—	—	—	3,682	..
TOTAL FOREIGN COUNTRIES	—	—	—	1,454,224	2,276,907	—	—	—	19,66,177	27,03,840
Share of Bengal	—	—	—	83,200	75,500	—	—	—	1,14,526	85,772
" Bombay	—	—	—	1,869,447	2,053,302	—	—	—	17,31,569	24,55,680
" Madras	—	—	—	150,300	157,800	—	—	—	1,95,345	1,83,782
" Burma	—	—	—	18	..	—	—	—	82	..
TOTAL	—	—	—	1,492,965	2,286,602	—	—	—	20,41,521	27,25,234
Total of Mercerised Cotton Yarn (III. P)—	Lbs.	Lbs.	Lbs.	Lbs.	Lbs.					
United Kingdom (including Channel Islands)	255,557	174,068	23,009	85,810	66,362	4,56,518	3,12,967	44,051	1,37,421	1,06,521
Straits Settlements	400	810
TOTAL BRITISH EMPIRE	255,557	174,068	23,009	85,810	66,762	4,56,518	3,12,967	44,051	1,37,421	1,06,831
Japan	4,799,732	7,599,849	4,840,803	7,576,103	10,841,240	70,69,731	80,99,172	48,75,591	89,57,165	1,07,16,794
China (exclusive of Hong- kong and Macao)	13,442	13,475	..
Other Foreign Countries	1,000	612	..	46	1,191	1,104	512	..	177	1,889
TOTAL FOREIGN COUNTRIES	4,800,732	7,599,961	4,840,803	7,589,591	10,842,431	70,70,835	80,99,684	48,75,591	89,70,817	1,07,18,683
Share of Bengal	337,367	424,325	545,815	1,091,361	389,336	3,39,308	4,54,004	5,30,989	12,10,822	3,60,081
" Bombay	4,464,827	6,454,527	3,651,919	5,344,599	3,068,768	66,91,809	79,99,043	37,95,328	61,65,049	81,00,697
" Sind	19,095	15,655	378	3,524	66,357	38,465	16,531	1,438	4,036	87,331
" Madras	336,710	636,338	627,500	980,371	1,746,367	2,51,632	9,01,080	5,55,768	11,46,968	16,74,411
" Burma	78,600	43,190	37,900	255,646	138,865	1,25,766	41,393	36,139	2,86,363	1,32,394
TOTAL	5,056,289	7,774,029	4,863,812	7,675,401	10,909,198	75,27,353	94,12,651	49,19,642	88,13,238	1,08,25,514

(a) Separately recorded from 1934-35.

GENERAL IMPORTS

(402)

No. 10—continued

ARTICLES, AND COUNTRIES OF CONSIGNMENT; ALSO SHARE OF EACH PROVINCE	QUANTITY					VALUE				
	1931-32	1932-33	1933-34	1934-35	1935-36	1931-32	1932-33	1933-34	1934-35	1935-36
Textiles—continued						R	R	R	R	R
Cotton—continued										
Twist and Yarn—continued										
Unspecified descriptions of Twist and Yarn (III. P)*—United Kingdom (including Channel Islands)	Lbs.	Lbs.	Lbs.							
	17,198	17,342	38,801	—	—	32,914	24,879	40,607	—	—
Other British Possessions	61	28	30	—	—	62	28	41	—	—
TOTAL BRITISH EMPIRE	17,279	17,370	38,831	—	—	32,976	24,905	40,648	—	—
Japan	1,500	18,500	4,800	—	—	1,511	12,506	4,685	—	—
Other Foreign Countries	67	—	—	21	—	—
TOTAL FOREIGN COUNTRIES	1,567	18,500	4,800	—	—	1,532	12,506	4,685	—	—
Share of Bengal	264	—	—	370	—	—
" Bombay	14,748	12,242	5,808	—	—	30,171	20,011	11,597	—	—
" Madras	4,098	12,628	27,559	—	—	4,337	17,400	23,386	—	—
TOTAL	18,846	30,870	43,631	—	—	34,508	37,411	45,333	—	—
Unspecified descriptions of Twist and Yarn Nos. 1-50 (III. P) (a)—				Lbs.	Lbs.					
United Kingdom (including Channel Islands)	—	—	—	7,534	7,920	—	—	—	13,068	8,536
Straits Settlements	—	—	—	8	..	—	—	—	6	..
TOTAL BRITISH EMPIRE	—	—	—	7,542	7,920	—	—	—	13,074	8,536
Share of Bombay	—	—	—	4,228	7,397	—	—	—	5,499	3,013
" Madras	—	—	—	..	523	—	—	—	..	524
" Burma	—	—	—	3,314	..	—	—	—	7,575	..
TOTAL	—	—	—	7,542	7,920	—	—	—	13,074	8,536
Unspecified descriptions of Twist and Yarn above No. 50 (III. P) (a)—				Lbs.	Lbs.					
United Kingdom (including Channel Islands)	—	—	—	15,379	8,317	—	—	—	26,026	12,470
France	—	—	—	68	—	—	601	..
Japan	—	—	—	1,200	5,400	..	—	—	1,370	5,639
China (exclusive of Hongkong and Macao)	—	—	—	10,000	..	—	—	—	8,516	..
TOTAL FOREIGN COUNTRIES	—	—	—	11,268	5,400	—	—	—	10,487	5,639
Share of Bengal	—	—	—	7,318	..	—	—	—	10,580	..
" Bombay	—	—	—	4,069	4,217	—	—	—	3,769	3,857
" Madras	—	—	—	14,060	4,100	—	—	—	16,704	3,815
" Burma	—	—	—	1,300	5,600	—	—	—	1,370	5,639
TOTAL	—	—	—	26,647	18,717	—	—	—	37,418	18,109
Total Twist and Yarn—United Kingdom (including Channel Islands)	Lbs.	Lbs.	Lbs.	Lbs.	Lbs.					
	11,912,546	13,857,065	9,952,435	9,792,311	9,767,085	1,21,81,918	1,31,79,946	95,78,060	1,00,50,342	97,45,016
Straits Settlements	20,000	80,007	..	8	20,220	15,000	51,659	..	6	18,849
Hongkong	..	20,000	20,000	42,000	496,800	..	12,221	15,204	38,888	3,68,420
Other British Possessions	81	2,518	932	1,692	5,450	62	871	917	694	3,312
TOTAL BRITISH EMPIRE	11,932,627	13,459,590	9,973,367	9,836,011	10,289,505	1,21,96,980	1,32,44,697	95,94,271	1,00,84,925	1,01,30,606
Germany	15,046	..	56	102	184	17,375	..	181	309	694
Belgium	6,710	1,800	506	5,991	1,748	683
France	2,081	16,060	..	108	142	1,871	16,447	..	668	526
Switzerland	51,201	65,900	10,500	11,300	30,000	65,192	73,119	14,426	10,000	23,768
Italy (including Trieste)	142,489	5,444	18,090	4,420	..	1,22,698	5,887	17,280	4,618	..

* Sub-divided from 1934-35.
(a) Separately shown from 1934-35.

No. 10—continued

ARTICLES, AND COUNTRIES OF CONSIGNMENT; ALSO SHARE OF EACH PROVINCE	QUANTITY					VALUE				
	1931-32	1932-33	1933-34	1934-35	1935-36	1931-32	1932-33	1933-34	1934-35	1935-36
Textiles—continued										
Cotton—continued										
Wool and Yarn—continued										
Total Wool and Yarn—contd.										
	Lbs.	Lbs.	Lbs.	Lbs.	Lbs.	R	R	R	R	R
Austria	11,806	27,618	..
Iran	75,800	87,692	14,100	40,489	51,503	0,591
Siara	100,000	80,000	55,602	49,346
Japan	6,209,197	18,148,809	11,983,936	11,839,411	21,807,239	82,82,377	1,60,71,159	95,67,185	1,16,94,765	1,79,21,250
China (exclusive of Hong- kong and Macao)	18,215,238	13,305,400	10,209,275	12,725,925	12,922,487	92,01,301	84,18,610	64,65,624	92,00,658	90,22,342
United States of America— Via Atlantic Coast	1,661	206	1,139	4,491	791	3,036	405	1,480	8,275	1,389
Other Foreign Countries	1,900	178	..	684	5,398	1,310	442	..	1,708	2,694
TOTAL FOREIGN COUNTRIES	19,642,473	81,648,792	22,081,796	24,185,839	34,280,312	1,76,91,251	2,46,37,714	1,61,55,911	2,09,00,800	2,69,87,924
Share of Bengal	11,127,761	16,018,061	15,357,023	11,288,477	16,376,462	84,65,418	1,10,62,338	1,04,49,423	89,79,277	1,17,86,392
„ Bombay	12,091,010	17,391,371	9,533,534	14,219,317	18,943,625	1,32,95,914	1,64,59,509	86,82,186	1,36,73,723	1,67,97,520
„ Sind	214,919	213,138	111,110	139,797	265,763	2,09,181	1,94,538	95,257	1,30,474	2,26,202
„ Madras	6,622,928	9,415,607	5,433,858	6,088,559	6,938,165	65,93,764	86,35,776	54,33,599	64,83,260	68,53,938
„ Burma	1,518,482	2,065,145	1,570,533	2,121,307	2,046,402	13,22,977	15,29,760	10,39,717	17,19,001	14,54,368
TOTAL	31,675,100	46,108,382	32,055,163	34,021,850	44,570,317	2,98,88,231	3,78,82,411	2,57,50,132	3,09,86,725	3,71,18,630
Manufactures—										
Blankets (III. P)—	Lbs.	Lbs.	Lbs.	Lbs.	Lbs.					
United Kingdom (including Channel Islands)	2,303	2,159	14,815	10,363	3,676	2,324	2,230	6,858	8,774	2,557
Other British Possessions	77	303	288	3,773	1,483	85	229	273	3,604	1,360
TOTAL BRITISH EMPIRE	2,380	2,462	15,103	14,136	5,159	2,409	2,459	6,631	12,278	3,917
Germany	35,995	27,742	66	117,169	42,680	21,097	9,175	117	44,349	14,170
Netherlands	1,570,654	499,952	1,400	142,666	285,121	6,66,257	3,26,781	492	58,320	1,02,373
Belgium	259,926	94,261	22,985	14,329	85,063	69,319	87,458	8,577	4,801	29,464
Italy (including Fiume)	49,289	..	735	46,559	12,729	20,047	..	735	32,649	7,271
Japan	364,060	584,405	232,630	1,033,726	2,052,193	3,22,981	3,39,276	1,66,958	7,46,375	11,47,344
Other Foreign Countries	768	1,343	631	803	2,300	1,231	1,426	598	525	1,481
TOTAL FOREIGN COUNTRIES	2,281,437	1,207,698	258,487	1,405,747	2,430,936	11,17,982	6,14,111	1,77,477	8,87,019	18,02,102
Share of Bengal	873,047	103,463	52,653	432,173	362,541	3,22,295	40,636	23,937	2,38,663	1,94,629
„ Bombay	3,223	15,262	14,171	63,511	169,012	7,648	12,413	10,853	52,211	93,949
„ Sind	142	3,213	1,285	3,143	27,982	153	2,362	1,010	3,324	17,629
„ Madras	1,402	14,133	2,449	4,403	17,843	2,356	5,334	3,027	4,267	14,326
„ Burma	1,401,064	1,074,034	201,922	911,656	1,858,737	7,32,639	6,54,825	1,45,451	6,09,332	9,84,986
TOTAL	2,283,817	1,210,155	273,590	1,419,833	2,436,095	11,20,801	6,16,576	1,84,108	8,99,297	18,06,019
Brands (III. P)—				Lbs.	Lbs.					
United Kingdom (including Channel Islands)	—	—	—	1,108	186	—	—	—	1,247	890
Germany	—	—	—	3,071	2,622	—	—	—	8,011	5,103
Czechoslovakia	—	—	—	3,865	865	—	—	—	6,920	2,094
Japan	—	—	—	197,403	119,162	—	—	—	1,22,010	68,853
Other Foreign Countries	—	—	—	215	..	—	—	—	630	..
TOTAL FOREIGN COUNTRIES	—	—	—	204,054	122,649	—	—	—	1,37,501	74,050
Share of Bengal	—	—	—	192,860	117,010	—	—	—	1,18,906	66,100
„ Bombay	—	—	—	4,333	625	—	—	—	5,130	420
„ Sind	—	—	—	4,094	3,379	—	—	—	9,844	5,777
„ Madras	—	—	—	2,310	446	—	—	—	2,969	630
„ Burma	—	—	—	1,615	1,425	—	—	—	1,379	1,613
TOTAL	—	—	—	205,162	122,785	—	—	—	1,38,778	74,440

* Separately recorded from 1934-35.

ARTICLES, AND COUNTRIES OF CONSIGNMENT; ALSO SHARE OF EACH PROVINCE	QUANTITY					VALUE				
	1931-32	1932-33	1933-34	1934-35	1935-36	1931-32	1932-33	1933-34	1934-35	1935-36
Textiles—continued						R	R	R	R	R
Cotton—continued										
Manufactures—contd.										
Canvas (III. P)—	Yards	Yards	Yards	Yards	Yards					
United Kingdom (including Channel Islands)	246,275	409,985	415,806	578,824	600,128	2,47,037	3,51,704	4,33,142	5,82,017	7,30,486
Other British Possessions	343	1,405	414	9,854	420	411	1,002	307	1,724	206
TOTAL BRITISH EMPIRE	246,628	411,390	416,220	588,678	600,548	2,47,448	3,52,706	4,33,449	5,83,741	7,30,781
Germany	75,339	79,580	10,181	20,326	155,185	1,05,424	51,347	5,343	5,521	23,878
Netherlands	4,231	679	..	240	..	5,586	1,428	..	120	..
Italy (including Fiume)	34,349	124,042	13,839	13,812	..	3,677	17,497	1,880	1,782	..
Japan	266,729	377,052	163,849	182,804	107,322	83,755	1,22,942	55,883	57,568	50,593
Other Foreign Countries	1,858	2,000	567	985	478	3,445	2,322	800	712	261
TOTAL FOREIGN COUNTRIES	332,556	533,353	194,436	177,117	262,985	2,01,837	1,95,536	63,866	65,708	74,727
Share of Bengal	194,003	344,580	162,051	303,649	468,808	1,50,257	2,04,340	1,65,659	3,21,907	5,05,854
Bombay	209,681	338,076	175,692	266,530	372,076	1,49,535	1,95,733	2,07,904	2,14,294	1,77,469
Sind	44,262	119,794	155,574	88,509	93,136	30,436	66,172	64,191	45,569	51,935
Madras	15,998	95,349	19,482	24,311	31,778	25,331	25,136	19,155	19,951	19,966
Burma	165,235	146,944	97,857	72,795	89,736	63,776	57,461	40,406	47,723	50,284
TOTAL	629,179	994,743	610,656	760,795	953,534	4,49,335	5,48,842	4,97,315	6,40,444	8,05,508
Handkerchiefs and shawls in the piece—										
Handkerchiefs (III. P)—	No.	No.	No.	No.	No.					
United Kingdom (including Channel Islands)	1,512,155	3,238,225	2,005,364	2,351,509	2,461,059	2,17,250	4,85,508	3,14,343	3,08,977	2,90,390
Other British Possessions	18,716	21,735	6,484	68,950	53,379	1,022	1,424	668	2,757	2,602
TOTAL BRITISH EMPIRE	1,530,871	3,309,960	2,011,848	2,416,759	2,534,438	2,19,172	4,86,932	3,15,011	3,11,734	2,92,992
Japan	235,824	1,201,200	2,022,885	2,283,000	4,022,716	9,975	49,784	1,04,105	91,792	2,34,555
Other Foreign Countries	10,782	75,924	24,528	3,844	32,224	1,450	5,071	3,478	189	1,232
TOTAL FOREIGN COUNTRIES	246,606	1,277,124	2,047,413	2,286,853	4,054,930	11,425	55,455	1,07,583	91,981	2,35,837
Share of Bengal	531,280	378,445	853,655	557,278	1,641,463	43,009	58,168	82,965	37,229	37,331
Bombay	23,148	738,875	715,276	489,502	890,429	2,459	71,137	55,745	50,232	39,002
Sind	604,694	1,693,880	896,318	1,329,360	1,448,128	1,28,852	2,84,501	1,51,734	3,15,895	2,01,192
Madras	7,250	1,491	69,205	218,148	235,024	1,262	481	4,082	15,551	15,879
Burma	611,105	1,774,393	2,724,807	2,108,329	2,971,333	55,021	1,28,040	1,23,068	85,048	1,32,375
TOTAL	1,777,477	4,587,084	5,259,261	4,702,612	7,189,377	2,80,603	5,42,387	4,22,594	4,03,715	5,28,820
Shawls (III. P)—	No.	No.	No.	No.	No.					
United Kingdom (including Channel Islands)	679	54,742	3,130	17,447	12,773	1,682	31,808	6,059	14,798	13,299
Other British Possessions	40	48	9	68	7	10
TOTAL BRITISH EMPIRE	719	54,790	3,130	17,447	12,782	1,745	31,810	6,059	14,798	13,306
Germany	..	15,120	14,008
Japan	28,948	10,308	31,956	11,277	600	20,075	5,576	16,695	10,470	541
Other Foreign Countries	2	..	300	..	70	5	..	565	..	120
TOTAL FOREIGN COUNTRIES	28,950	25,428	32,256	11,277	670	20,080	19,581	16,660	10,470	661

No. 10—continued

ARTICLES, AND COUNTRIES OF CONSIGNMENT; ALSO SHARE OF EACH PROVINCE	QUANTITY					VALUE				
	1931-32	1932-33	1933-34	1934-35	1935-36	1931-32	1932-33	1933-34	1934-35	1935-36
Textiles—continued										
Cotton—continued										
Manufactures—continued										
Handkerchiefs and Shawls in the piece—continued	No.	No.	No.	No.	No.	₹	₹	₹	₹	₹
Shawls (III. F)—continued										
Share of Bengal	679	2,108	2,130	18,520	8,673	1,682	4,584	6,059	80,229	10,448
„ Bombay	1,568	4,870	..	1,688	3,518
„ Sind	49,678	300	26,266	265
„ Madras	12	1,440	9	397
„ Burma	28,978	25,428	31,926	10,204	9	30,134	19,581	16,695	5,041	18
TOTAL	29,669	80,218	36,986	28,724	18,452	21,825	51,891	23,019	25,268	18,976
Total Handkerchiefs and Shawls in the piece—	No.	No.	No.	No.	No.					
United Kingdom (including Channel Islands)	1,612,834	3,342,967	2,608,494	2,369,256	2,493,882	2,18,938	5,17,311	3,20,407	3,23,770	3,03,689
Other British Possessions . .	18,756	21,788	6,484	68,950	58,888	1,985	1,481	663	2,757	2,612
TOTAL BRITISH EMPIRE	1,631,590	3,364,755	2,614,978	2,438,206	2,552,770	2,20,923	5,18,792	3,21,070	3,26,527	3,06,301
Germany	1,440	15,120	187	14,003
Japan	264,772	1,211,508	2,654,841	2,294,286	4,623,315	30,050	55,862	1,20,800	1,02,262	2,35,096
Other Foreign Countries . . .	9,344	75,924	24,928	3,344	32,294	1,268	5,671	3,743	189	1,408
TOTAL FOREIGN COUNTRIES	275,556	1,302,552	2,679,669	2,298,130	4,655,609	31,505	75,036	1,24,543	1,02,451	2,36,504
Share of Bengal	531,959	389,551	556,785	575,793	1,650,036	44,691	62,752	39,024	57,611	97,329
„ Bombay	33,143	740,441	715,276	489,592	895,299	2,459	73,700	55,745	30,232	92,320
„ Sind	604,694	1,743,558	896,618	1,329,360	1,448,198	1,28,352	3,09,327	1,51,999	3,15,595	3,04,193
„ Madras	7,282	2,931	69,205	218,143	335,024	1,271	878	4,082	15,551	16,379
„ Burma	640,033	1,799,821	2,756,763	2,118,533	2,974,342	75,155	1,47,621	1,44,763	90,089	1,32,385
TOTAL	1,807,146	4,667,302	5,294,647	4,781,336	7,202,829	2,52,428	5,98,778	4,45,613	4,23,978	5,42,805
Hosiery—					lbs.					
Hosiery in the piece (knitted fabrics) (a) (III. F)—										
United Kingdom	—	—	—	—	702	—	—	—	—	1,143
Japan	—	—	—	—	5,988	—	—	—	—	6,064
Other Foreign Countries . . .	—	—	—	—	2,090	—	—	—	—	3,079
TOTAL FOREIGN COUNTRIES.	—	—	—	—	8,073	—	—	—	—	9,148
Share of Bengal	—	—	—	—	3,037	—	—	—	—	4,124
„ Bombay	—	—	—	—	1,308	—	—	—	—	1,377
„ Sind	—	—	—	—	3	—	—	—	—	14
„ Burma	—	—	—	—	4,533	—	—	—	—	4,770
TOTAL	—	—	—	—	8,775	—	—	—	—	10,285
Stockings and socks (III. F)—	Dozen Pairs	Dozen Pairs	Dozen Pairs	Dozen Pairs	Dozen Pairs					
United Kingdom (including Channel Islands)	3,348	3,883	8,750	7,310	7,392	25,492	19,119	18,915	40,188	39,047
Hongkong	292,856	197,317	62,082	16,664	27,829	2,38,779	1,81,190	56,825	18,848	22,368
Other British Possessions . .	2,499	831	58	533	38	3,206	416	89	827	80
TOTAL BRITISH EMPIRE	298,703	201,511	71,790	23,513	35,259	2,67,477	2,00,725	75,829	59,863	61,480
Germany	15,078	8,259	6,304	12,249	11,020	84,907	78,717	53,385	87,030	86,580
Italy (including Fiume) . . .	4,539	1,484	78	1,802	..	9,752	3,382	300	5,566	..
Japan	302,768	807,235	822,038	890,674	644,241	3,84,332	3,12,174	3,20,998	9,01,980	5,64,935
China (exclusive of Hongkong and Macao)	11,444	43,075	18,754	5,289	3,282	14,985	45,025	15,920	9,025	2,398
United States of America—										
Via Atlantic Coast	17,865	9,146	3,652	10,623	8,251	1,07,089	56,057	18,817	60,275	41,194
„ Pacific „	1	1	6	4
Other Foreign Countries . . .	972	196	250	514	5,652	4,269	1,398	1,342	3,647	7,143
TOTAL FOREIGN COUNTRIES	352,666	869,395	846,116	911,152	673,347	6,05,924	10,02,748	9,10,768	10,67,479	7,02,204

(a) Separately reported from 1935-36.

GENERAL IMPORTS

(406)

No. 10—continued

ARTICLES, AND COUNTRIES OF CONSIGNMENT; ALSO SHARE OF EACH PROVINCE	QUANTITY					VALUE				
	1931-32	1932-33	1933-34	1934-35	1935-36	1931-32	1932-33	1933-34	1934-35	1935-36
Textiles—continued						R	R	R	R	R
Cotton—continued										
Manufactures—continued										
Hosiery—continued										
Stockings and socks (III. P)— continued	Dozen Pairs	Dozen Pairs	Dozen Pairs	Dozen Pairs	Dozen Pairs					
<i>Share of Bengal</i>	199,759	443,801	329,840	331,864	217,720	2,45,666	4,28,334	3,26,324	3,40,496	2,54,231
<i> " Bombay</i>	335,798	404,150	406,211	337,051	286,342	4,39,331	4,85,425	4,46,634	4,60,396	2,91,648
<i> " Sind</i>	81,177	169,349	135,408	229,538	143,390	1,31,422	2,04,416	1,59,458	2,76,806	1,62,676
<i> " Madras</i>	4,479	9,617	4,411	1,306	5,798	5,376	18,078	4,623	4,318	6,975
<i> " Burma</i>	30,156	64,589	42,036	34,906	53,356	50,506	67,110	49,553	45,926	65,106
TOTAL* { doz. prs. = lbs.	651,369	1,070,906	917,906	984,665	708,606	8,72,801	12,08,473	9,86,592	11,27,342	7,63,084
	—	—	—	—705,677	—548,128					
Underwear (III. P)—	Dozen	Dozen	Dozen	Dozen	Dozen					
United Kingdom (including Channel Islands)	1,362	3,600	7,666	13,122	8,956	13,518	24,781	40,572	77,464	63,420
Straits Settlements	3,718	6,352	1,056	522	737	8,144	11,198	2,294	2,280	2,012
Hongkong	6,437	18,324	12,762	4,739	4,662	42,721	49,863	41,250	23,912	28,773
Other British Possessions	180	1,077	117	206	2,033	1,256	2,782	555	1,152	4,662
TOTAL BRITISH EMPIRE	11,697	29,313	21,601	18,589	16,388	65,639	88,624	90,671	1,04,808	99,776
Germany	3,370	4,804	4,679	3,897	2,720	83,702	43,358	48,302	34,468	24,056
Japan	1,272,087	2,589,698	3,091,168	1,578,360	1,282,198	86,98,076	51,28,120	60,82,336	23,76,669	22,63,078
United States of America— <i>Via Atlantic Coast</i>	2,566	1,305	822	1,094	530	19,508	10,623	6,570	10,039	4,228
Other Foreign Countries	915	1,142	318	679	571	5,470	6,038	1,589	3,976	3,108
TOTAL FOREIGN COUNTRIES	1,278,938	2,596,949	3,096,887	1,584,030	1,286,069	87,56,751	51,93,139	61,39,297	29,25,182	22,94,560
<i>Share of Bengal</i>	686,598	1,150,812	1,594,223	756,359	597,969	17,49,543	21,70,392	31,44,371	14,35,271	10,69,440
<i> " Bombay</i>	314,509	651,346	701,736	403,800	348,383	7,92,822	12,01,167	13,34,496	6,18,214	3,50,193
<i> " Sind</i>	95,978	232,456	332,174	163,891	85,924	2,78,930	6,62,361	6,32,507	3,13,697	1,61,283
<i> " Madras</i>	312	13,778	35,110	902	23,592	1,216	27,401	49,393	2,168	43,570
<i> " Burma</i>	294,238	547,870	465,245	278,067	346,179	9,99,879	13,19,843	10,69,303	6,60,660	7,79,860
TOTAL* { doz. = lbs.	1,290,635	2,626,262	3,118,468	1,602,619	1,302,457	88,22,390	52,81,663	62,29,968	30,29,940	23,94,336
	—	—	—	—2,665,338	—1,981,972					
Other sorts (III. P)—										
United Kingdom (including Channel Islands)	—	—	—	—	—	18,707	17,131	57,312	32,160	41,987
Straits Settlements	—	—	—	—	—	288	450	105	5,838	7,821
Hongkong	—	—	—	—	—	42	169	5,453	3,014	3,142
Other British Possessions	—	—	—	—	—	59	4,205	393	107	613
TOTAL BRITISH EMPIRE	—	—	—	—	—	14,186	22,005	63,263	40,614	53,463
Germany	—	—	—	—	—	6,765	20,920	65,382	3,626	2,881
Japan	—	—	—	—	—	76,266	1,76,399	3,47,363	15,74,252	17,77,743
United States of America— <i>Via Atlantic Coast</i>	—	—	—	—	—	17,469	34,956	28,116	3,667	2,008
Other Foreign Countries	—	—	—	—	—	8,571	1,555	1,702	4	2,476
TOTAL FOREIGN COUNTRIES	—	—	—	—	—	1,04,071	2,33,824	4,42,658	16,91,549	17,86,108

* Quantity in lbs. recorded from 1934-35.

No. 10—continued

ARTICLES, AND COUNTRIES OF CONSIGNMENT; ALSO SHARE OF EACH PROVINCE	QUANTITY					VALUE				
	1931-32	1932-33	1933-34	1934-35	1935-36	1931-32	1932-33	1933-34	1934-35	1935-36
						₹	₹	₹	₹	₹
Textiles—continued										
Cotton—continued										
Manufactures—continued										
Woollens—continued										
Other sorts (III. P)—continued										
Share of Bengal	—	—	—	—	—	35,893	1,39,935	3,36,373	3,40,036	3,33,043
„ Bombay	—	—	—	—	—	7,741	59,804	1,04,335	3,06,747	7,59,440
„ Sind	—	—	—	—	—	1,297	1,26,190	1,56,141
„ Madras	—	—	—	—	—	18,804	3,227	57,303	6,403	13,184
„ Burma	—	—	—	—	—	5,819	2,853	6,108	2,62,737	5,76,763
TOTAL	—	—	—	—	—	1,18,257	2,55,829	5,05,016	10,22,168	18,38,571
Total value of Woollens—										
United Kingdom (including Channel Islands)	—	—	—	—	—	52,807	61,111	1,22,799	1,49,812	1,45,505
Ceylon (excluding Maldives)	—	—	—	—	—	698	7,016	464	684	4,293
Straits Settlements	—	—	—	—	—	11,025	11,901	2,478	7,867	10,780
Hongkong	—	—	—	—	—	2,81,542	2,31,223	1,08,528	45,774	54,268
Other British Possessions	—	—	—	—	—	635	4	494	1,148	1,015
TOTAL BRITISH EMPIRE	—	—	—	—	—	3,47,802	3,11,254	2,29,763	2,05,285	2,15,861
Germany	—	—	—	—	—	1,25,374	1,47,995	1,67,570	1,25,114	1,18,467
Italy (including Fiume)	—	—	—	—	—	12,440	4,809	520	5,825	2,288
Czechoslovakia	—	—	—	—	—	988	..	1,215	2,606	5,814
China (exclusive of Hongkong and Macao)	—	—	—	—	—	20,392	47,407	17,387	10,619	5,717
Japan	—	—	—	—	—	41,68,674	61,22,693	72,50,697	58,52,841	46,11,820
United States of America—										
Via Atlantic Coast	—	—	—	—	—	1,44,001	1,01,680	58,508	73,981	47,944
„ Pacific „	—	—	—	—	—	6	4
Other Foreign Countries	—	—	—	—	—	4,322	5,177	1,921	3,168	4,461
TOTAL FOREIGN COUNTRIES	—	—	—	—	—	44,66,146	64,29,711	74,92,713	55,74,160	47,01,015
Share of Bengal	—	—	—	—	—	20,81,102	27,69,211	33,07,463	26,15,853	16,80,888
„ Bombay	—	—	—	—	—	12,39,894	17,46,456	13,85,464	14,45,857	14,02,658
„ Sind	—	—	—	—	—	4,10,352	7,66,777	7,93,282	7,15,623	4,60,113
„ Madras	—	—	—	—	—	25,896	43,716	1,11,313	19,789	63,729
„ Burma	—	—	—	—	—	10,56,204	13,39,805	11,34,964	9,89,323	14,19,433
TOTAL	—	—	—	—	—	48,13,448	67,40,955	77,22,476	57,79,445	50,06,876
Lace and patent net (III. P)—										
United Kingdom (including Channel Islands)	Yards	Yards	Yards	Yards	Yards					
Other British Possessions	864	103	123	132	30	156	86	240	133	16
TOTAL BRITISH EMPIRE	789,821	1,469,124	1,479,621	1,928,371	1,807,370	3,92,734	6,42,108	6,51,902	8,51,359	7,78,947
Germany	56,084	10,591	229	3,168	2,169	25,172	5,606	733	1,733	1,500
Belgium	94,529	63,782	..	2,271	..	47,874	37,273	..	1,398	..
France	288,891	143,429	4,928	12,058	228	1,19,165	66,842	2,823	2,878	144
Switzerland	17,256	3,631	9,034	3,255
Japan	60,404	163,118	266,084	488,660	490,020	13,037	23,033	42,523	64,604	43,037
Other Foreign Countries	9,685	4,243	..	1,393	2,714	4,947	2,746	..	839	1,433
TOTAL FOREIGN COUNTRIES	521,829	338,844	271,241	507,555	495,131	2,10,339	1,43,755	46,079	71,495	66,119

GENERAL IMPORTS

(408)

No. 10—continued

ARTICLES, AND COUNTRIES OF CONSIGNMENT; ALSO SHARE OF EACH PROVINCE	QUANTITY					VALUE				
	1931-32	1932-33	1933-34	1934-35	1935-36	1931-32	1932-33	1933-34	1934-35	1935-36
						R	R	R	R	R
Textiles—continued										
Cotton—continued										
Manufactures—continued										
Lace and patent net (III. P)—continued										
Share of Bengal	369,645	625,374	423,833	675,117	780,137	1,61,078	2,39,307	1,38,601	2,32,244	2,50,753
„ Bombay	615,192	828,262	924,943	1,349,312	1,044,643	3,02,957	3,69,533	3,93,000	4,88,900	4,07,706
„ Sind	120	315
„ Madras	76,966	122,708	115,585	143,474	130,763	36,242	52,314	44,992	57,944	52,222
„ Burma	250,347	281,624	226,381	363,123	346,988	1,11,796	1,24,759	1,23,073	1,45,767	1,34,370
TOTAL	1,311,150	1,857,968	1,750,852	2,485,926	2,302,501	6,12,078	7,85,863	6,97,981	9,22,855	8,45,066
Piecegoods—										
Grey (unbleached)—										
Plain grey—										
Chadars (III. P)—										
TOTAL BRITISH EMPIRE	..	4	..	3,672	1	..	900	..
Japan	15,000	2,591
Share of Bengal	3,672	590	..
„ Bombay	15,000	2,591
„ Madras	..	4	1
TOTAL	..	4	..	3,672	15,000	..	1	..	900	2,591
Dhulis, Saris and Scarves (III. P)—										
United Kingdom (including Channel Islands)	185,290	397,968	260,172	1,247,774	36,979	26,777	66,988	40,107	1,88,794	4,825
Other British Possessions	208	90
TOTAL BRITISH EMPIRE	185,290	397,968	260,380	1,247,774	36,979	26,777	66,988	40,257	1,88,794	4,825
TOTAL FOREIGN COUNTRIES	20,000	10,000	10,000	3,822	1,261	1,137
Share of Bengal	20,000	10,000	..	3,822	1,261	..
„ Sind	40	20	..
„ Madras	177,423	393,943	260,380	1,247,734	22,300	25,641	66,322	40,257	1,88,774	2,821
„ Burma	7,657	4,725	24,779	1,136	666	3,141
TOTAL	205,290	397,968	260,380	1,257,774	46,979	30,599	66,988	40,257	1,90,055	5,062
Drills and Jeans (III. P)—										
United Kingdom (including Channel Islands)	40,478	18,380	69,940	31,804	22,866	12,557	4,604	10,064	8,322	5,475
Other British Possessions	10,380	120	..	6,000	..	2,360	27	..	1,569	..
TOTAL BRITISH EMPIRE	50,858	18,500	69,940	37,804	22,866	15,217	4,631	10,064	9,891	5,475
Japan	2,339,478	1,008,430	1,303,600	329,800	1,389,234	4,08,828	1,79,161	1,08,537	54,140	2,21,671
United States of America—										
Via Atlantic Coast	482,600	245,400	220,800	326,400	322,200	1,39,807	57,946	46,948	84,022	82,721
Other Foreign Countries	..	12,005	2,057
TOTAL FOREIGN COUNTRIES	2,822,078	1,260,925	1,524,400	656,200	1,711,434	6,00,435	2,39,164	2,42,485	1,38,162	3,04,392

No. 10—continued

ARTICLES, AND COUNTRIES OF CONSIGNMENT; ALSO SHARE OF EACH PROVINCE	QUANTITY					VALUE				
	1931-32	1932-33	1933-34	1934-35	1935-36	1931-32	1932-33	1933-34	1934-35	1935-36
Textiles—continued										
Cotton—continued										
Manufactures—continued										
Piecegoods—continued										
Grey (unbleached)—continued										
Plain grey—continued										
Drills and Jeans (III. P)—contd.	Yards	Yards	Yards	Yards	Yards					
Share of Bengal	15,000	60,495	151,840	6,200	32,341	3,822	7,128	16,618	1,443	2,027
„ Bombay	1,043,471	713,777	532,772	417,792	453,176	2,49,396	1,40,034	1,05,753	1,03,476	1,10,448
„ Sind	1,713,000	482,600	860,000	249,000	1,225,800	3,37,877	78,364	1,26,336	37,834	1,86,361
„ Madras	24,082	11,553	46,728	18,012	10,783	6,771	3,031	13,196	4,836	2,851
„ Burma	85,873	26,000	3,000	3,000	7,200	23,786	6,138	646	464	1,150
TOTAL	2,882,426	1,270,425	1,504,340	694,004	1,734,300	6,21,652	2,43,795	2,61,510	1,48,053	3,09,867
Flannel and Flannels (III. P)—	Yards	Yards	Yards	Yards	Yards					
United Kingdom (including Channel Islands)	4,000	6,984	50	1,646	1,269	77
Japan	13,500	2,621
Share of Bengal	6,984	13,300	1,269	2,621
„ Bombay	4,000	50	1,646	77
TOTAL	4,000	6,984	13,550	1,646	1,269	2,698
Jaconets, including Madapolams, Mulls and Cambrics (III. P)—	Yards	Yards	Yards	Yards	Yards					
United Kingdom (including Channel Islands)	23,630,224	26,645,670	22,086,764	20,844,440	19,510,092	34,95,014	37,65,244	30,04,134	27,46,417	25,11,131
Other British Possessions	1,838	5,768	..	91	..	407	1,541	..	26
TOTAL BRITISH EMPIRE	23,630,224	26,647,012	22,092,532	20,844,440	19,510,183	34,95,014	37,65,651	30,05,675	27,46,417	25,11,157
Japan	80,000	24,500	10,000	2,987	50,000	4,857	19,917	1,731	595	6,533
Other Foreign Countries	11	8
TOTAL FOREIGN COUNTRIES	80,000	124,511	10,000	2,987	50,000	4,857	19,920	1,731	595	6,533
Share of Bengal	1,486,633	1,148,225	1,903,971	1,224,278	1,714,948	1,57,542	1,00,832	1,92,584	1,07,253	1,66,633
„ Bombay	10,314,874	13,277,078	10,276,630	10,213,937	10,386,904	10,18,462	14,39,073	11,22,229	11,56,892	11,69,966
„ Sind	1,713,847	3,503,943	2,365,948	3,397,975	2,857,815	2,12,933	3,19,664	2,73,671	3,91,983	3,54,329
„ Madras	10,141,323	9,843,277	7,556,933	6,011,237	4,600,500	21,13,550	19,33,302	14,18,922	10,90,884	8,36,763
„ Burma	2,987	354
TOTAL	28,660,224	26,771,523	22,102,532	20,847,427	19,560,183	34,90,871	37,85,571	30,07,406	27,47,012	25,17,600
Longcloth and Shirtings (III. P)—	Yards	Yards	Yards	Yards	Yards					
United Kingdom (including Channel Islands)	3,350,449	3,776,947	3,762,308	2,063,558	1,793,132	3,90,284	4,84,059	4,24,586	2,21,005	2,13,602
Ceylon	304	57	4,805	..	81,176	84	26	1,159	..	6,305
Hongkong	85,415	22,130	9,310	4,720
Other British possessions	6,706	26	1,785	28	33	1,107	9	595	311	8
TOTAL BRITISH EMPIRE	3,392,874	3,799,159	3,768,953	2,063,586	1,824,341	4,00,765	4,89,814	4,36,140	2,21,316	2,20,005
China (exclusive of Hongkong and Macao)	3,350,545	405,800	40	193,200	..	5,46,568	57,900	5	21,001	..
Japan	127,029,170	178,560,672	109,010,652	149,609,959	186,481,212	2,10,99,076	2,51,65,240	1,38,65,988	1,91,74,239	2,31,09,630

GENERAL IMPORTS

(410)

No. 10—continued

ARTICLES, AND COUNTRIES OF CONSIGNMENT; ALSO SHARE OF EACH PROVINCE	QUANTITY					VALUE				
	1931-32	1932-33	1933-34	1934-35	1935-36	1931-32	1932-33	1933-34	1934-35	1935-36
Textiles—continued										
Cotton—continued										
Manufactures—continued										
Finisgoods—continued										
Grey (unbleached)—continued										
Plain grey—continued										
Longcloth and shirtings (III. P)—continued										
Other Foreign Countries	Yards 85	Yards 8,810	Yards 38,084	Yards 1,714	Yards 188	66	1,204	3,924	274	32
TOTAL FOREIGN COUNTRIES	130,879,800	178,975,282	109,057,758	149,864,908	186,481,400	2,16,44,710	2,52,24,244	1,33,89,915	1,91,95,874	2,31,09,063
Share of Bengal	49,838,659	52,720,551	39,888,107	45,134,920	64,918,137	78,10,948	99,21,601	36,50,890	54,06,598	78,12,321
" Bombay	48,164,896	61,033,338	51,480,112	69,637,694	72,218,167	81,27,896	87,14,925	63,39,907	91,30,886	96,24,959
" Sind	11,531,727	16,523,734	14,597,647	15,731,786	20,336,138	21,34,387	26,33,488	19,50,969	22,03,094	27,58,705
" Madras	16,726,693	26,212,259	13,032,702	16,482,439	20,279,162	26,38,638	35,87,015	15,23,869	69,61,360	83,75,041
" Burma	8,410,699	6,275,089	3,330,141	4,895,560	6,764,148	13,43,622	8,56,031	4,65,430	6,14,999	7,58,148
TOTAL	133,772,674	182,774,441	112,826,709	151,932,389	188,305,741	2,20,45,495	2,57,13,068	1,38,26,055	1,94,16,890	2,33,29,607
Printers (III. P)—										
United Kingdom (including Channel Islands)	Yards 61	Yards 94	Yards ..	Yards ..	Yards ..	64	100
Share of Madras	61	94	64	100
Sheetings (III. P)—										
TOTAL BRITISH EMPIRE	75	7,662	110	3,918	90	84	1,684	218	1,278	312
China (exclusive of Hongkong and Macao)	540,000	247,500	..	22 9,500	..	72,606	33,629	..	39,392	..
Japan	3,188,500	4,788,840	2,197,073	2,181,107	919,395	5,68,197	7,59,076	3,27,689	3,86,290	1,85,970
United States of America—										
W'd Atlantic Coast	..	13,520	37,500	2,073	5,857
Other Foreign Countries	6,200	68	1,102	10
TOTAL FOREIGN COUNTRIES	3,784,700	5,044,928	2,234,573	2,410,607	919,395	6,36,905	7,94,783	3,33,046	4,22,682	1,86,970
Share of Bengal	30,000	352,100	344,300	2,023,607	783,495	4,998	53,658	1,08,981	3,35,406	1,18,041
" Bombay	3,709,706	4,692,383	1,390,273	390,668	135,916	6,31,323	7,41,108	2,24,066	33,341	17,970
" Madras	25	1,495	60	..	25	68	195	37	..	73
" Burma	5,045	6,612	50	350	30	597	1,513	181	213	198
TOTAL	3,784,775	5,052,590	2,234,683	2,414,525	919,485	6,36,989	7,96,472	3,33,204	4,23,960	1,86,282
T. Cloth and Domestic (III. P)—										
United Kingdom (including Channel Islands)	Yards 1,020	Yards 18,592	Yards 164	Yards ..	Yards 92	208	3,044	26	..	78

No. 10—continued

ARTICLES, AND COUNTRIES OF CONSIGNMENT; ALSO SHARE OF EACH PROVINCE	QUANTITY					VALUE				
	1931-32	1932-33	1933-34	1934-35	1935-36	1931-32	1932-33	1933-34	1934-35	1935-36
<i>Textiles—continued</i>						R	R	R	R	R
<i>Cotton—continued</i>										
<i>Manufactures—continued</i>										
<i>Piecegoods—continued</i>										
<i>Grey (unbleached)—continued</i>										
<i>Plain grey—continued</i>										
<i>T. Cloth and Domestic (III. F)—continued</i>	Yards	Yards	Yards	Yards	Yards					
<i>Share of Bengal</i>	..	4,704	303
<i>„ Sind</i>	1,020	8,888	164	..	93	203	2,228	26	..	78
TOTAL	1,020	13,592	164	..	93	203	3,044	26	..	78
<i>Unspecified descriptions (III. F)—</i>	Yards	Yards	Yards	Yards	Yards					
<i>United Kingdom (including Channel Islands)</i>	1,887,172	1,204,592	904,427	869,625	1,018,917	2,08,435	1,49,041	1,05,458	1,05,041	1,36,311
<i>Ceylon (excluding Maldives)</i>	46,588	15,071	44,980	25,596	13,585	11,844	5,215	9,578	5,058	2,652
<i>Other British Possessions</i>	754	18,878	3,205	50	406	240	4,693	928	18	77
TOTAL BRITISH EMPIRE	1,784,464	1,388,389	952,592	895,271	1,032,908	2,20,519	1,58,949	1,15,959	1,10,112	1,39,040
<i>Italy (including Fiume)</i>	4,792	..	73	25,378	..	1,108	..	20	13,757	..
<i>Japan</i>	..	14,505	819	18,271	653,707	..	3,019	188	6,938	1,03,164
<i>Other Foreign Countries</i>	20	281	4	15,051	15,532	20	255	2	5,780	4,371
TOTAL FOREIGN COUNTRIES	4,812	14,786	896	58,700	669,239	1,128	3,274	190	25,475	1,08,035
<i>Share of Bengal</i>	33,018	36,342	76,483	111,433	113,736	6,364	6,514	4,273	15,345	13,031
<i>„ Bombay</i>	1,154,593	790,333	716,361	635,499	636,743	1,34,085	91,905	74,914	81,289	83,165
<i>„ Sind</i>	44,418	658,118	21,939	1,02,231
<i>„ Madras</i>	547,575	393,847	195,439	93,340	331,296	79,654	57,951	29,373	13,848	34,459
<i>„ Burma</i>	4,096	29,743	35,325	14,376	73,204	1,543	5,853	7,360	4,366	4,139
TOTAL	1,789,276	1,253,125	953,498	968,971	1,702,147	2,21,647	1,62,223	1,16,119	1,36,587	2,47,075
<i>Total Plain grey—</i>	Yards	Yards	Yards	Yards	Yards					
<i>United Kingdom (including Channel Islands)</i>	23,007,764	32,064,914	27,083,380	25,071,575	22,382,219	1,35,354	44,74,764	35,03,453	32,73,008	23,71,901
<i>Ceylon (excluding Maldives)</i>	46,843	16,585	54,501	31,596	44,761	11,928	5,676	12,033	6,622	8,957
<i>Hongkong</i>	43,415	22,130	11,310	4,720
<i>Other British Possessions</i>	10,340	13,701	6,290	2,178	530	1,707	4,702	1,853	354	111
TOTAL BRITISH EMPIRE	23,008,361	32,122,330	27,144,671	25,105,349	22,427,519	41,60,299	44,39,862	37,17,339	32,80,007	23,80,989
<i>Italy (including Fiume)</i>	4,812	4,095	73	25,378	..	1,116	357	20	13,757	..
<i>China (exclusive of Hongkong and Macao)</i>	3,910,545	651,300	40	424,700	..	6,22,036	92,629	5	60,458	..
<i>Japan</i>	132,537,149	134,489,047	112,531,144	152,212,154	189,532,048	1,21,32,953	2,61,26,413	1,39,09,081	1,96,20,463	2,35,33,317
<i>United States of America— Via Atlantic Coast</i>	432,645	259,065	253,300	336,065	322,200	1,39,613	60,094	54,305	34,959	32,721
<i>Other Foreign Countries</i>	6,240	9,026	33,063	7,100	15,720	1,169	1,397	3,926	5,117	4,903
TOTAL FOREIGN COUNTRIES	136,991,385	135,420,432	112,527,625	153,005,397	189,869,968	2,23,97,857	2,62,31,360	1,39,67,337	1,97,34,749	2,36,70,941

GENERAL IMPORTS

(412)

No. 10—continued

ARTICLES, AND COUNTRIES OF CONSIGNMENT; ALSO SHARE OF EACH PROVINCE	QUANTITY					VALUE				
	1931-32	1932-33	1933-34	1934-35	1935-36	1931-32	1932-33	1933-34	1934-35	1935-36
						Rs	Rs	Rs	Rs	Rs
Textiles—continued										
Cotton—continued										
<i>Manufactures—continued</i>										
<i>Piecegoods—continued</i>										
Grey (unbleached)—continued										
Total Plain grey—continued	Yards	Yards	Yards	Yards	Yards					
Share of Bengal . . .	50,413,354	74,332,447	39,902,681	48,571,099	66,876,147	79,87,494	1,00,90,341	35,73,346	58,70,065	81,37,264
„ Bombay . . .	64,391,539	80,513,464	64,395,048	81,345,690	87,835,955	1,01,49,834	1,11,29,093	78,66,568	1,05,60,884	1,10,11,577
„ Sind . . .	15,059,594	19,497,265	17,823,739	19,423,219	25,592,875	26,85,400	30,33,750	23,50,002	26,54,870	34,04,207
„ Madras . . .	27,617,682	36,553,572	21,092,292	23,857,602	25,194,065	48,64,374	56,47,867	30,30,843	32,58,492	32,52,086
„ Burma . . .	8,517,677	63,42,114	3,858,516	4,913,176	6,798,436	13,71,054	8,70,201	4,63,617	6,20,505	7,66,776
TOTAL	165,999,746	217,542,762	139,972,296	178,110,746	212,207,478	2,70,58,156	3,07,71,252	1,75,84,676	2,30,64,816	2,65,51,910
Bordered grey—										
Chadars (III. P)—	Yards	Yards	Yards	Yards	Yards					
United Kingdom (including Channel Islands) . . .	5,457	45,238	74,352	68,505	223,667	847	7,816	14,346	13,604	38,353
Share of Bengal . . .	5,457	45,238	74,352	68,505	70,561	847	7,816	14,346	13,604	13,735
„ Sind	153,166	24,618
TOTAL	5,457	45,238	74,352	68,505	223,667	847	7,816	14,346	13,604	38,353
Dhulis, Saris, and Scarves (III. P)—	Yards	Yards	Yards	Yards	Yards					
United Kingdom (including Channel Islands) . . .	30,764,145	78,963,494	60,986,561	73,992,018	62,821,908	54,17,040	1,31,12,500	98,65,746	1,18,90,070	1,68,87,617
Other British Possessions	84	1,160	42,366	39	291	5,599	..
TOTAL BRITISH EMPIRE	30,764,145	78,963,578	60,987,741	74,034,386	62,821,908	54,17,040	1,31,12,539	98,66,037	1,18,95,669	1,68,87,617
Japan . . .	52,628,756	59,429,697	29,052,634	38,578,603	56,532,822	67,67,259	68,34,210	30,96,746	48,59,692	64,16,829
Other Foreign Countries	5,838	..	4,500	2,667	..	784	..
Total Foreign Countries	52,628,756	59,435,536	29,052,634	38,583,103	56,532,822	67,67,259	68,36,877	30,96,746	48,60,476	64,16,829
Share of Bengal . . .	79,293,920	124,050,742	79,113,494	104,827,077	112,268,965	1,14,73,482	1,76,36,925	1,11,35,639	1,49,79,088	1,66,69,166
„ Bombay . . .	336,817	3,613,347	3,341,208	1,893,154	2,441,651	62,714	6,37,806	5,26,557	3,46,780	4,41,732
„ Sind . . .	226,843	809,876	1,365,607	1,261,091	1,991,612	43,124	1,44,620	2,31,956	2,09,063	3,23,776
„ Madras . . .	2,988,776	7,058,747	5,259,339	3,564,015	2,094,831	5,29,797	12,26,288	9,52,416	5,97,255	3,15,053
„ Burma . . .	496,575	2,867,001	960,727	1,072,162	557,671	75,182	3,04,867	1,22,255	1,23,959	64,719
TOTAL	83,392,001	138,399,113	90,040,875	112,617,489	119,354,739	1,21,84,299	1,99,49,506	1,20,62,783	1,62,56,145	1,68,04,446
Trills and Jeans (III. P)	Yards	Yards	Yards	Yards	Yards					
..
Flannel and Flannelettes (III. P)	Yards	Yards	Yards	Yards	Yards					
..
Jaconets, including Madapollams, Ifulis and Cambrics (III. P)—	Yards	Yards	Yards	Yards	Yards					
United Kingdom (including Channel Islands)	46,322	3,696,003	6,000	10,637	5,26,820	1,199
Japan	20,000	3,838	..
Share of Bengal	3,006,467	6,10,092	..
„ Bombay	2,400	950
„ Madras	43,922	193,797	6,000	9,227	19,761	1,199
„ Burma	6,749	821	..
TOTAL	46,322	3,116,008	6,000	10,637	5,30,664	1,199

No. 10—continued.

ARTICLES, AND COUNTRIES OF CONSIGNMENT; ALSO SHARE OF EACH PROVINCE	QUANTITY					VALUE				
	1931-32	1932-33	1933-34	1934-35	1935-36	1931-32	1932-33	1933-34	1934-35	1935-36
Textiles—continued						R	R	R	R	R
Cotton—continued										
Manufactures—continued										
Floorgoods—continued										
Grey (unbleached)—continued										
Bordered Grey—continued										
Longcloth and Shirtings (III. P)—										
United Kingdom (including Channel Islands)	Yards	Yards	Yards	Yards	Yards				74,864	
Japan	2,042,209	8,51,024	..
Share of Bengal	3,366,059	6,26,773	..
Printers (III. P)
Sheetings (III. P)—										
China (exclusive of Hongkong and Macao)	Yards	Yards	Yards	Yards	Yards				3,969	..
Share of Bengal	24,800	3,969	..
T. Cloth and Domestic (III. P)	Yards	Yards	Yards	Yards	Yards			
Unspecified descriptions (III. P)—										
United Kingdom (including Channel Islands)	66,594	858	20,304	108
Other British Possessions	1,958	..	9,800	737	..	1,458
TOTAL BRITISH EMPIRE	1,958	..	9,800	66,594	858	737	..	1,458	20,304	108
TOTAL FOREIGN COUNTRIES	40	32,700	42,106	6	4,233	3,961
Share of Bengal	49,596	66,594	12	5,009	20,304	19
" Bombay	..	32,700	4,233
" Sind	346	39
" Madras	2,400	419
" Burma	1,998	743
TOTAL	1,998	32,700	51,996	66,594	858	743	4,233	5,419	20,304	108
Total Bordered grey—										
United Kingdom (including Channel Islands)	Yards	Yards	Yards	Yards	Yards					
Other British Possessions	30,771,560	79,008,732	61,117,035	77,640,580	63,052,433	54,18,024	1,31,20,406	93,92,237	1,25,25,658	1,04,27,277
TOTAL BRITISH EMPIRE	30,771,560	79,008,816	61,118,215	77,680,248	63,052,433	54,18,024	1,31,20,445	93,92,528	1,25,31,257	1,04,37,277
Japan	52,628,756	59,462,397	29,094,740	41,540,902	56,532,322	67,07,259	68,38,443	31,00,707	47,15,454	64,10,820
Other Foreign Countries	40	5,838	..	23,800	..	6	2,067	..	4,753	..
TOTAL FOREIGN COUNTRIES	52,628,796	59,468,235	29,094,740	41,569,702	56,532,322	67,07,265	68,41,110	31,00,707	47,20,207	64,16,820
Share of Bengal	79,299,377	124,133,680	79,239,752	111,357,932	119,339,478	1,14,74,399	1,76,47,974	1,11,49,944	1,59,53,335	1,56,72,920
" Bombay	386,817	2,613,247	2,341,208	1,893,154	2,441,651	62,714	6,37,306	5,36,527	3,46,780	4,41,732
" Sind	230,343	399,276	1,365,607	1,361,091	1,991,619	43,124	1,44,680	2,31,956	2,09,063	3,23,776
" Madras	2,988,740	7,058,747	5,305,661	3,667,812	2,254,843	5,29,797	12,26,238	9,62,553	6,17,016	3,40,959
" Burma	493,573	2,267,001	990,727	1,078,901	557,071	75,925	2,04,367	1,22,255	1,24,770	64,719
TOTAL	83,400,356	136,477,051	90,212,955	119,259,950	119,535,255	1,21,85,889	1,99,61,555	1,29,93,235	1,72,61,464	1,69,44,106
Total Grey (unbleached) Plain and Bordered—										
United Kingdom (including Channel Islands)	Yards	Yards	Yards	Yards	Yards					
Aden and Dependencies	59,079,324	111,073,646	88,200,915	102,718,455	85,434,652	95,53,778	1,75,95,170	1,34,95,690	1,57,93,749	1,32,90,173
Ceylon (excluding Maldives)	5,700	41,900	233	840	5,054	48
TOTAL	48,842	16,857	55,631	31,598	44,761	11,928	5,700	12,324	6,822	8,957

GENERAL IMPORTS

(414)

No. 10—continued

ARTICLES, AND COUNTRIES OF CONSIGNMENT, ALSO SHARE OF EACH PROVINCE	QUANTITY					VALUE				
	1931-32	1932-33	1933-34	1934-35	1935-36	1931-32	1932-33	1933-34	1934-35	1935-36
Textiles—continued										
Cotton—continued										
Manufactures—continued										
Piecegoods—continued										
Grey (unbleached)—contd.										
Total Grey (unbleached) Plain and Bordered—contd.										
	Yards	Yards	Yards	Yards	Yards					
Hongkong	43,415	33,130	11,310	4,720
Other British Possessions	4,640	18,718	6,290	2,646	297	867	447	1,353	899	63
TOTAL BRITISH EMPIRE	59,779,921	111,181,146	88,262,686	102,704,597	86,470,043	95,78,923	1,76,10,807	1,85,00,867	1,58,11,324	1,33,08,246
Italy (including Fiume)	4,812	4,095	73	26,378	..	1,116	857	20	13,757	..
China (exclusive of Hongkong and Macao)	3,910,545	661,300	40	453,500	..	5,22,998	92,629	..	65,206	..
Japan	185,215,899	243,949,344	141,625,884	199,753,056	246,064,870	2,89,00,217	3,29,84,855	1,70,09,788	2,45,35,917	3,00,00,146
United States of America— Via Atlantic Coast	482,645	259,065	253,300	336,065	322,300	1,39,618	60,094	54,305	84,989	82,721
Other Foreign Countries	6,230	14,363	38,068	7,100	15,720	1,175	4,064	3,926	5,117	4,903
TOTAL FOREIGN COUNTRIES	189,620,181	244,368,657	141,922,365	194,575,099	246,402,790	2,96,05,122	3,31,22,500	1,70,88,044	2,45,04,956	3,00,37,770
Share of Bengal	129,712,731	193,461,127	112,042,433	159,929,091	179,215,625	1,94,61,223	2,77,38,315	1,50,23,290	2,18,23,900	2,37,90,134
" Bombay	64,778,358	84,125,311	67,736,256	33,233,744	90,377,606	1,09,12,548	1,17,86,399	82,93,395	1,09,07,864	1,14,63,309
" Madras	15,386,437	20,306,441	19,139,368	20,684,310	37,534,437	27,22,524	31,75,370	25,81,952	28,63,233	37,37,233
" Other	30,606,428	43,917,319	26,297,063	27,625,474	27,448,908	53,94,171	68,74,155	39,93,396	39,75,508	35,98,045
" Burma	9,016,150	9,209,116	4,812,243	6,992,077	7,356,197	14,46,979	11,75,058	5,86,872	7,45,275	8,31,493
TOTAL	249,400,102	356,019,818	230,185,251	297,369,696	331,882,732	3,92,44,045	5,07,32,807	3,05,77,911	4,03,16,280	4,83,96,016
White (bleached)—										
Chadars (III. P)—										
United Kingdom (including Channel Islands)	Yards	Yards	Yards	Yards	Yards					
	..	17,200	3,645	5,908	774
Japan	6,000	906	..
Share of Bengal	17,200	3,645	6,000	5,908	774	906	..
Checks, Spots and Stripes (III. P)—										
United Kingdom (including Channel Islands)	Yards	Yards	Yards	Yards	Yards					
	3,536,945	7,744,610	4,351,946	4,729,508	4,486,852	3,01,358	17,91,274	11,91,291	18,01,927	11,60,805
Other British Possessions	915	48	5,400	657	1,254	220	89	1,193	190	351
TOTAL BRITISH EMPIRE	3,536,860	7,744,658	4,357,406	4,730,166	4,487,606	3,01,578	17,91,304	11,92,484	18,02,117	11,60,656
Switzerland	244,383	65,338	10,051	22,230	..	40,429	29,933	1,344	3,065	..
Austria	1,769	8,440	..	17,911	..	893	3,403	..	8,327	..
Japan	5,000	49,148	5,411	4,545	18,920	337	6,653	919	2,108	6,413
Other Foreign Countries	378	4,282	13,553	377	1,099	3,221
TOTAL FOREIGN COUNTRIES	251,536	127,198	34,014	44,686	18,920	42,586	41,998	5,475	13,500	6,413

No. 10—continued

ARTICLES, AND COUNTRIES OF CONSIGNMENT; ALSO SHARE OF EACH PROVINCE	QUANTITY					VALUE				
	1931-32	1932-33	1933-34	1934-35	1935-36	1931-32	1932-33	1933-34	1934-35	1935-36
Textiles—continued										
Cotton—continued										
Manufactures—continued										
Piecegoods—continued										
White (bleached)—continued										
Cheeks, Spots and Stripes (III. F)—continued	Yards	Yards	Yards	Yards	Yards					
Share of Bengal	218,599	348,828	313,899	439,422	418,308	70,496	1,08,437	1,06,548	1,21,437	1,20,063
Bombay	207,388	1,084,793	1,046,683	976,049	892,641	90,921	2,90,695	3,04,785	2,40,304	2,81,164
Sind	3,071,639	5,366,650	2,390,096	2,315,078	1,954,963	6,29,745	11,68,738	6,30,088	6,64,836	4,42,689
Madras	113,356	703,756	182,654	494,316	380,825	32,625	1,72,726	54,150	1,43,673	1,03,986
Burma	23,418	487,829	453,788	549,981	855,089	20,373	92,646	1,03,416	1,38,967	2,18,672
TOTAL	3,788,805	7,871,856	4,391,420	4,774,846	4,501,526	8,44,159	18,38,802	11,07,959	18,15,617	11,07,074
Dhatis, Saris and Scarves (III. F)	Yards	Yards	Yards	Yards	Yards					
United Kingdom (including Channel Islands)	1,880,287	3,559,772	6,437,909	8,735,958	4,890,626	4,38,114	6,54,751	14,59,701	17,91,996	11,01,100
Other British Possessions	135	3,054	3,299	1,849	1,425	55	935	1,223	719	353
TOTAL BRITISH EMPIRE	1,880,422	3,562,826	6,441,208	8,737,807	4,892,051	4,38,169	6,55,686	14,60,924	17,92,715	11,01,453
TOTAL FOREIGN COUNTRIES	1,400	4,011	13,576	7,480	50	209	894	3,577	1,708	15
Share of Bengal	412,923	2,066,953	1,303,943	4,120,776	2,049,042	78,057	3,48,970	2,38,325	7,04,284	4,19,165
Bombay	138,833	279,550	2,829,361	1,934,086	1,525,344	25,609	69,515	6,72,314	5,19,274	4,01,872
Sind	27,632	106,297	229,111	317,205	463,629	3,358	23,482	51,110	67,464	92,223
Madras	1,292,373	1,097,733	2,266,637	2,178,510	818,366	3,26,354	2,07,968	4,92,346	4,70,390	1,76,234
Burma	17,324	35,332	194,655	45,720	..	6,646	9,908	33,071	11,923
TOTAL	1,881,772	3,566,837	6,454,784	8,745,232	4,892,101	4,38,378	6,56,580	14,64,501	17,94,428	11,01,408
Drills and Jeans (III. F)	Yards	Yards	Yards	Yards	Yards					
United Kingdom (including Channel Islands)	2,009,352	2,664,341	4,396,240	2,816,068	3,644,730	8,09,029	10,79,398	16,55,261	10,73,596	14,94,389
Other British Possessions	26,415	20,368	220	710	1,098	4,493	4,318	57	837	203
TOTAL BRITISH EMPIRE	2,035,767	2,684,709	4,396,460	2,816,778	3,645,828	8,13,522	10,83,716	16,55,318	10,73,033	14,94,592
TOTAL FOREIGN COUNTRIES	2,111,314	1,732,299	1,009,384	621,604	179,400	8,00,405	2,02,317	1,03,149	64,448	21,456
Share of Bengal	1,041,792	1,143,788	1,074,961	785,787	737,027	2,16,499	2,06,029	2,30,698	2,10,182	2,28,023
Bombay	1,039,338	1,779,146	2,503,308	1,900,930	2,750,484	4,91,533	7,72,301	10,55,691	7,73,775	11,44,361
Sind	23,637	116,050	54,313	38,205	84,369	11,923	44,167	33,853	13,283	32,008
Madras	1,400,739	647,699	1,262,855	332,846	38,548	2,75,220	1,44,608	2,48,928	70,488	25,650
Burma	641,131	795,827	430,407	280,509	166,723	1,19,712	1,20,632	94,299	70,649	76,008
TOTAL	4,147,081	4,417,508	5,846,344	3,838,377	3,825,226	11,13,937	12,86,688	16,63,467	11,88,351	15,16,048
Embroidered Allovers (III. F) (a)				Yards	Yards					
United Kingdom (including Channel Islands)	—	—	—	75,223	59,247	—	—	—	36,222	26,583
Other British Possessions	—	—	—	66	7	—	—	—	85	9
TOTAL BRITISH EMPIRE	—	—	—	75,289	59,254	—	—	—	36,267	26,592
Germany	—	—	—	104,440	123,527	—	—	—	59,900	62,306
France	—	—	—	98,813	75,630	—	—	—	40,477	20,005
Switzerland	—	—	—	4,320,420	3,437,077	—	—	—	15,85,232	14,34,085
Italy (including Fiume)	—	—	—	444,702	132,652	—	—	—	1,86,540	61,718
Austria	—	—	—	775,883	622,555	—	—	—	4,22,150	3,41,361
Japan	—	—	—	179,911	128,200	—	—	—	55,336	39,012
Other Foreign Countries	—	—	—	4,750	..	—	—	—	2,685	..
TOTAL FOREIGN COUNTRIES	—	—	—	5,928,019	4,524,641	—	—	—	28,52,820	19,62,687
Share of Bengal	—	—	—	22,951	35,616	—	—	—	21,468	17,122
Bombay	—	—	—	3,729,384	2,311,433	—	—	—	15,06,633	10,10,332
Sind	—	—	—	2,032,773	1,932,916	—	—	—	7,32,905	7,91,956
Madras	—	—	—	91,632	53,950	—	—	—	56,239	22,120
Burma	—	—	—	113,413	249,937	—	—	—	65,777	1,40,029
TOTAL	—	—	—	6,004,208	4,568,295	—	—	—	28,39,977	19,89,179

(a) Separately recorded from 1934-35

ARTICLES, AND COUNTRIES OF CONSIGNMENT; ALSO SHARE OF EACH PROVINCE	QUANTITY					VALUE				
	1931-32	1932-33	1933-34	1934-35	1935-36	1931-32	1932-33	1933-34	1934-35	1935-36
Textiles—continued										
Cotton—continued										
Manufactures—continued										
Piecegoods—continued										
White (bleached)—continued										
Flannel and Flannelettes (III. F)—										
United Kingdom (including Channel Islands)	Yards	Yards	Yards	Yards	Yards					
	2,526	3,194	1,699	10,516	20,896	8,622	2,912	2,614	5,686	4,008
Japan	90,240	64,653	2,820	91,650	23,500	16,510	7,701	302	14,607	2,881
Other Foreign Countries	204	2,995	1,087	183	243	513	2,838	958	675	1,284
TOTAL FOREIGN COUNTRIES	90,444	67,648	3,907	91,832	23,743	17,023	10,539	1,255	15,282	4,115
Share of Bengal	10,332	13,300	100	43	183	2,228	2,196	306	18	207
" Bombay	24,539	45,022	2,492	30,140	22,435	5,713	9,097	2,905	8,431	3,032
" Sind	652	2,189	3,014	333	791	1,773	1,677	658	3,800	715
" Madras	9,857	131	..	620	95	2,249	40	..	335	432
" Burma	47,000	4,700	..	70,708	30,035	3,677	443	..	11,481	3,987
TOTAL	92,970	70,842	5,606	102,349	53,630	20,645	13,451	3,869	20,968	13,123
Jaconets, Madapollams, Cambrics, and Muslins (III. F)—										
United Kingdom (including Channel Islands)	Yards	Yards	Yards	Yards	Yards					
	3,327,103	3,965,593	14,105,021	20,842,964	10,599,376	8,81,765	25,32,495	38,92,422	52,85,304	45,10,450
Straits Settlements	47,936	12,896	11,216	21,004	23,536	13,345	3,806	2,733	5,414	5,701
Other British Possessions	160	218	35	61
TOTAL BRITISH EMPIRE	3,375,204	3,978,707	14,116,237	20,863,968	10,622,912	8,95,145	25,36,452	38,95,155	52,90,718	45,25,151
Germany	8,347	27,337	3,950	1,574	7,032	4,835	15,089	2,107	1,234	3,769
Netherlands	107,739	153,820	10,123	6,160	..	23,912	27,385	3,584	1,937	..
Belgium	..	35,485	14,455
France	377,426	200,466	26,042	3,436	..	85,703	79,273	11,203	1,407	..
Switzerland	4,600,392	5,116,637	217,471	66,352	47,851	14,14,960	20,33,384	1,04,484	32,749	27,149
Italy (including Fiume)	1,011,441	427,783	42,732	14,392	3,049	2,27,582	1,64,209	15,712	6,083	1,526
Austria	557,510	970,328	143,035	17,401	29,400	1,78,376	5,31,468	87,290	10,355	17,760
Japan	800,557	1,903,033	2,003,470	3,962,573	2,495,788	1,72,033	3,43,326	3,12,533	7,77,239	4,16,636
United States of America—Vid Atlantic Coast	586,373	151,279	10	4,142	2,394	1,60,884	40,652	4	1,033	503
Other Foreign Countries	683	5,289	3	341	2,462	2
TOTAL FOREIGN COUNTRIES	7,950,468	8,991,597	2,455,830	4,076,580	2,585,564	22,68,631	32,51,703	5,37,979	8,32,033	4,66,393
Share of Bengal	961,959	1,790,716	2,008,099	4,792,392	3,045,794	2,38,753	4,07,033	4,05,734	10,96,073	6,34,210
" Bombay	4,098,116	5,897,316	4,894,850	6,391,147	4,219,363	11,91,244	30,36,691	11,92,381	15,36,331	10,27,195
" Sind	3,862,168	5,136,744	3,333,905	5,868,531	3,312,462	3,79,374	14,17,472	3,08,949	11,94,566	9,00,313
" Madras	513,117	758,772	333,001	657,553	432,673	99,312	1,89,600	92,440	1,44,477	37,595
" Burma	2,090,312	4,333,167	6,197,313	7,240,875	7,693,339	7,54,533	17,47,359	19,32,730	21,51,460	23,41,731
TOTAL	11,325,672	17,970,214	16,572,673	24,940,548	19,208,470	31,63,776	57,88,155	44,33,134	61,22,806	49,91,544
Lawns (III. F)—										
United Kingdom (including Channel Islands)	Yards	Yards	Yards	Yards	Yards					
	7,218,842	12,853,754	5,092,304	6,008,923	6,759,023	22,08,047	37,08,620	14,43,776	16,86,402	17,73,402
Other British Possessions	940	294
TOTAL BRITISH EMPIRE	7,219,782	12,853,754	5,092,304	6,008,923	6,759,023	22,08,341	37,08,620	14,43,776	16,86,402	17,73,402
France	19,646	1,340	6,409	482
Switzerland	75,879	189,971	4,292	30,019	89,897	1,420
Italy (including Fiume)	128,831	98,236	27,867	3,460	..	49,505	48,042	10,853	2,136	..

No. 10—continued

ARTICLES, AND COUNTRIES OF CONSIGNMENT; ALSO SHARE OF EACH PROVINCE	QUANTITY					VALUE				
	1981-82	1982-83	1983-84	1984-85	1985-86	1981-82	1982-83	1983-84	1984-85	1985-86
						₹	₹	₹	₹	₹
Textiles—continued										
Cotton—continued										
Manufactures—continued										
Piecegoods—continued										
White (bleached)—continued										
Lawns (III. P)—continued.	Yards	Yards	Yards	Yards	Yards					
Austria	15,105	60,595	7,045	1,604	..	6,794	28,698	4,618	1,224	..
Japan	5,900	150,000	128,790	98,700	76,000	1,168	21,122	19,847	16,320	18,538
Other Foreign Countries	4,028	5,681	2,640	2,047	8,717	316
TOTAL FOREIGN COUNTRIES	249,984	505,878	163,014	103,784	78,640	95,942	1,81,908	36,233	19,082	18,848
Share of Bengal	117,049	313,167	164,905	132,552	205,734	27,394	49,788	35,641	30,875	49,114
.. Bombay	408,353	685,238	307,382	255,380	78,088	1,21,037	2,21,344	68,382	51,591	17,508
.. Sind	10,302	35,780	10,486	360	4,188	1,498	7,348	2,305	134	684
.. Madras	11,549	38,977	247	18,954	41,705	3,004	14,255	193	6,991	13,662
.. Burma	6,925,613	12,386,487	4,772,398	5,704,441	6,506,948	21,50,350	35,97,700	12,73,487	16,16,493	17,06,384
TOTAL	7,469,766	13,359,627	5,255,318	6,112,687	6,837,668	23,04,283	38,90,588	14,80,009	17,06,084	17,87,250
Longcloth and Shirtings (III. P)—										
United Kingdom (including Channel Islands)	Yards	Yards	Yards	Yards	Yards					
Straits Settlements	23,814	17,172	59,196	18,993	6,126	7,032	4,522	7,846	3,346	1,787
Other British Possessions	8,682	8,369	11,075	1,017	4,189	2,965	3,214	2,172	311	1,370
TOTAL BRITISH EMPIRE	37,808,980	40,279,747	80,986,384	38,932,275	36,220,098	94,84,478	96,35,179	70,80,547	86,74,670	80,92,224
Netherlands	3,368,781	2,014,593	1,434,369	1,028,086	1,468,790	10,07,028	6,14,114	2,95,706	5,52,218	4,00,486
Switzerland	1,512	..	39,993	554	..	11,750	..
Italy (including Fiume)	45,791	2,580	116	..	48	10,684	1,658	69	..	24
Iran	49,481	5,465
Japan	38,621,665	67,352,288	43,450,216	24,387,927	34,089,126	65,32,008	1,00,80,088	60,19,558	40,08,682	52,58,944
Other Foreign Countries	11,026	5,735	24,290	13,327	3,511	4,079	2,849	3,335	3,826	385
TOTAL FOREIGN COUNTRIES	42,042,213	69,427,189	44,908,991	26,444,333	35,556,475	75,88,797	1,06,84,718	64,18,662	45,76,726	56,59,789
Share of Bengal	3,926,465	12,664,394	5,840,032	6,932,173	4,812,995	17,88,752	20,25,007	9,13,648	13,21,778	9,01,439
.. Bombay	14,497,561	29,930,421	24,804,482	16,147,873	15,125,204	23,92,505	54,65,385	41,31,511	22,62,408	29,18,971
.. Sind	32,317,043	42,919,992	30,200,615	38,332,164	42,875,806	78,78,171	91,47,680	69,66,800	78,09,861	34,42,215
.. Madras	1,176,795	1,189,483	618,097	485,855	513,023	2,62,354	2,75,554	1,47,335	1,21,313	1,22,392
.. Burma	23,028,324	23,901,996	14,382,143	2,428,758	7,643,384	22,84,498	34,06,371	22,39,416	7,36,436	13,59,495
TOTAL	79,846,193	109,706,886	75,845,375	65,276,608	71,775,568	1,69,88,275	2,03,19,897	1,34,99,210	1,32,51,398	1,37,52,013
Mulls (III. P)—										
United Kingdom (including Channel Islands)	Yards	Yards	Yards	Yards	Yards					
Straits Settlements	1,774	29,341	16,822	914	1,669	567	7,682	4,604	288	399
Other British Possessions	2,582	9,951	7,040	210	4,154	908	1,037	1,536	33	687
TOTAL BRITISH EMPIRE	139,714,079	187,187,024	104,410,602	186,270,992	111,495,068	2,33,09,449	2,94,03,259	1,72,95,517	2,17,23,361	1,74,96,538
Austria	25,262	5,608	..

GENERAL IMPORTS

No. 10—continued

ARTICLES AND COUNTRIES OF CONSIGNMENT; ALSO SHARE OF EACH PROVINCE	QUANTITY					VALUE				
	1931-32	1932-33	1933-34	1934-35	1935-36	1931-32	1932-33	1933-34	1934-35	1935-36
Textiles—continued						R	R	R	R	R
Cotton—continued										
Manufactures—continued										
Piecegoods—continued										
White (bleached)—continued										
Mulls (III. P)—continued	Yards	Yards	Yards	Yards	Yards					
Japan	4,168,875	24,077,826	16,841,309	7,843,410	16,351,288	5,47,473	30,21,928	20,25,081	11,30,161	20,74,34
Other Foreign Countries	9,500	1,622	359	36,258	20	2,870	808	65	2,618	
TOTAL FOREIGN COUNTRIES	4,178,375	24,079,448	16,841,668	7,904,930	16,351,308	5,50,343	30,22,736	20,25,746	11,38,382	20,74,35
Share of Bengal	14,778,757	21,065,710	12,735,845	17,483,141	14,665,730	24,33,577	33,05,711	21,99,334	30,34,566	22,95,12
" <i>Bombay</i>	13,047,702	27,140,501	20,520,026	12,353,635	14,130,646	22,23,565	42,74,350	32,78,290	23,74,498	24,73,41
" <i>Sind</i>	95,494,301	132,948,321	63,930,986	92,832,893	31,359,721	1,42,45,420	1,85,31,891	83,54,665	1,28,86,896	1,09,37,15
" <i>Madras</i>	17,800,325	25,599,591	20,720,045	19,796,378	15,129,963	42,95,200	55,07,224	44,00,065	42,28,533	33,75,15
" <i>Burma</i>	2,775,225	4,521,641	3,369,331	1,700,951	2,505,090	5,39,508	7,25,578	5,24,507	3,34,441	4,42,71
TOTAL	143,896,810	211,275,764	121,276,138	144,177,046	127,852,199	2,38,61,267	3,24,34,764	1,93,27,411	2,28,61,984	1,65,70,07
Nainsooks (III. P)—										
United Kingdom (including Channel Islands)	Yards	Yards	Yards	Yards	Yards					
Other British Possessions	4,000	24	120	333	7	60	..
TOTAL BRITISH EMPIRE	7,324,737	7,104,012	6,357,471	10,178,025	8,856,768	11,11,602	10,49,948	8,94,506	15,25,314	5,13,943
Switzerland	1,052,076	1,046,944	373,484	125,751	13,052	1,94,709	2,88,655	1,30,429	42,434	3,95
Italy (including Yume)	28,920	..	2,382	8,853	..	697	..
Japan	18,159,634	22,694,505	10,781,620	3,011,548	4,533,152	16,27,674	22,64,009	9,65,052	3,62,020	4,97,61
Other Foreign Countries	70	6,330	35	2,981
TOTAL FOREIGN COUNTRIES	14,211,830	23,776,699	11,155,104	3,139,891	4,546,204	18,22,418	25,64,448	10,95,481	4,05,151	5,01,60
Share of Bengal	13,384,339	16,767,983	10,530,037	10,239,517	5,291,063	18,46,410	18,47,078	11,38,920	14,45,170	6,92,011
" <i>Bombay</i>	4,087,167	7,216,859	3,209,301	1,533,441	798,473	5,56,136	8,65,522	4,49,710	3,36,238	1,01,734
" <i>Sind</i>	2,784,922	5,220,665	2,127,711	476,486	850,093	3,31,890	6,27,767	3,15,310	75,008	1,06,304
" <i>Madras</i>	1,339,234	1,539,449	917,792	1,088,379	322,454	3,06,222	3,62,711	1,31,448	1,73,503	1,09,091
" <i>Burma</i>	405	135,755	37,368	933	391	272	11,252	5,009	546	441
TOTAL	21,536,567	30,880,711	17,512,599	18,318,716	8,402,972	29,34,020	36,14,391	19,82,937	19,30,465	10,15,544
Sheetings (III. P)—										
United Kingdom (including Channel Islands)	Yards	Yards	Yards	Yards	Yards					
Other British Possessions	159	..	139	66	82	41	..	34	15	13
TOTAL BRITISH EMPIRE	52,696	30,157	70,869	46,514	68,121	45,261	25,651	48,267	27,812	33,763
Netherlands	14,648	7,277
Japan	24	..	52,180	..	16,000	16	..	7,417	..	1,916
Other Foreign Countries	269	75	432	65	27	541	40	105	30	29
TOTAL FOREIGN COUNTRIES	14,941	75	52,612	65	16,027	7,834	40	7,523	36	1,937

No. 10—continued

ARTICLES, AND COUNTRIES OF CONSIGNMENT: ALSO SHARE OF EACH PROVINCE	QUANTITY					VALUE				
	1931-32	1932-33	1933-34	1934-35	1935-36	1931-32	1932-33	1933-34	1934-35	1935-36
						R	R	R	R	R
Textiles—continued										
Cotton—continued										
Manufactures—continued										
Piecegoods—continued										
White (bleached)—continued										
Sheetings (III. P)—continued	Yards	Yards	Yards	Yards	Yards					
Share of Bengal	25,232	16,099	53,631	29,944	22,649	19,176	13,483	37,966	16,539	17,552
" Bombay	25,457	10,398	5,502	6,229	4,171	13,749	2,403	5,162	5,590	3,438
" Sind	1,779	807	1,401	612	1,205	1,739	706	1,199	473	890
" Madras	632	514	14,527	2,325	3,427	332	466	4,727	1,505	2,391
" Burma	16,537	2,514	24,430	7,409	47,696	13,099	1,633	6,736	3,390	11,220
TOTAL	67,687	30,232	120,501	46,579	79,146	53,095	25,691	55,790	27,848	36,001
T. Cloth and Domestic (III. P)—	Yards	Yards	Yards	Yards	Yards					
TOTAL BRITISH EMPIRE	920	2,900	10,813	25,110	..	898	1,579	2,048	6,795	..
TOTAL FOREIGN COUNTRIES	173	17,192	..	854	1,062	..
Share of Bombay	531	2,970	10,783	16,000	..	476	1,576	2,010	119	..
" Madras	562	20	30	27,302	..	278	3	38	7,738	..
TOTAL	1,093	2,900	10,813	42,302	..	752	1,579	2,048	7,857	..
Twills (III. P)—	Yards	Yards	Yards	Yards	Yards					
United Kingdom (including Channel Islands)	2,377,591	9,168,313	6,196,271	6,407,788	9,578,647	8,06,268	24,13,754	15,42,605	16,51,540	24,57,074
Other British Possessions	8	12,654	1,780	661	..	8	4,202	842	126	..
TOTAL BRITISH EMPIRE	2,377,599	9,180,967	6,198,051	6,408,399	9,578,647	8,06,276	24,17,956	15,43,007	16,51,666	24,57,074
Netherlands	53,093	62,000	11,766	11,856
Switzerland	19,204	6,871
Japan	792,728	2,185,568	790,160	106,336	54,520	1,84,657	3,12,845	1,13,321	16,576	8,679
Other Foreign Countries	160	60	247	8,812	..	54	90	150	1,992	..
TOTAL FOREIGN COUNTRIES	865,785	2,247,628	790,307	115,148	54,520	1,53,347	3,24,791	1,13,471	18,568	8,679
Share of Bengal	1,198,932	3,439,609	1,760,302	1,730,198	2,927,310	3,16,923	8,16,508	3,93,513	4,60,757	7,90,338
" Bombay	731,960	2,216,275	2,285,659	2,124,271	2,696,301	2,11,739	5,73,460	7,07,001	5,40,227	6,55,273
" Sind	60,392	733,285	434,808	287,656	429,263	16,685	1,79,323	1,06,335	76,152	1,11,203
" Madras	422,728	1,132,341	530,625	564,552	1,003,258	89,040	2,80,460	1,59,392	1,56,354	2,76,450
" Burma	1,279,376	3,905,980	1,326,754	1,776,863	2,587,095	3,25,206	3,98,992	3,20,737	4,36,164	6,32,439
TOTAL	3,743,384	11,428,590	6,988,448	6,528,547	9,633,107	9,59,623	27,42,747	16,56,478	16,70,234	24,05,758
Unspecified descriptions (III. P)—	Yards	Yards	Yards	Yards	Yards					
United Kingdom (including Channel Islands)	1,330,643	1,486,809	1,009,065	1,542,199	1,315,109	3,62,926	3,32,421	4,93,979	3,75,327	3,00,644
Ceylon (excluding Maldives)	188,698	118,430	59,026	80,634	10,689	47,127	33,210	14,510	10,914	2,428
Straits Settlements	46,752	49,964	28,160	61,140	21,073	19,109	13,011	8,561	14,098	5,131
Other British Possessions	310	568	2,000	1,305	150	120	170	600	1,092	37
TOTAL BRITISH EMPIRE	1,566,598	1,655,669	1,092,951	1,685,278	1,347,021	4,20,372	4,20,222	5,22,650	4,07,491	3,17,236

GENERAL IMPORTS

(420)

No. 10—continued

ARTICLES, AND COUNTRIES OF CONSIGNMENT; ALSO SHARE OF EACH PROVINCE	QUANTITY					VALUE				
	1931-32	1932-33	1933-34	1934-35	1935-36	1931-32	1932-33	1933-34	1934-35	1935-36
	Yards	Yards	Yards	Yards	Yards	Rs	Rs	Rs	Rs	Rs
Textiles—continued										
Cotton—continued										
Manufactures—continued										
Piecegoods—continued										
White (bleached)—continued										
Unspecified descriptions (III. P)—continued										
Germany	71,458	56,818	963	1,064	3,005	45,473	32,011	1,319	1,132	1,597
Belgium	29,670	20,562	15,723	12,145
France	55,853	77,140	5,521	833	40	26,245	40,763	2,932	551	7
Switzerland	28,460	69,739	5,695	5,805	2,613	20,694	49,325	4,633	3,783	1,337
Italy (including Fiume)	8,595	11,160	7,300	7,304	3,179	2,477
Austria	102,240	7,941	1,199	2,109	..	55,305	4,365	501	821
Japan	63,305	150,112	107,935	30,340	234,410	10,753	20,555	13,703	4,090	50,023
United States of America—										
Via Atlantic Coast	50,021	2,591	2,494	3,233	2,433	15,225	420	234	1,161	1,616
" Pacific "	25	6
Other Foreign Countries	10,654	1,311	716	1,233	1,656	4,002	729	324	241	730
TOTAL FOREIGN COUNTRIES	313,016	491,193	131,265	43,752	304,376	1,45,423	2,11,333	27,564	11,459	59,433
Share of Bengal	193,350	470,619	961,373	345,691	150,041	53,992	1,31,927	2,33,122	31,223	41,152
" Bombay	249,337	444,550	152,955	161,733	343,319	1,39,425	2,13,469	53,076	61,313	33,331
" Sind	469,339	337,626	423,379	979,526	943,227	1,16,679	1,33,753	1,08,901	2,05,773	1,97,939
" Madras	962,256	230,957	567,559	303,153	115,011	2,57,361	93,302	1,41,397	60,301	31,411
" Burma	4,252	63,115	13,450	40,917	34,799	3,043	14,010	3,213	10,375	11,633
TOTAL	1,834,614	2,146,867	2,124,116	1,734,030	1,651,997	5,74,793	5,41,160	5,50,214	4,13,950	3,76,673
Total White (bleached)—	Yards	Yards	Yards	Yards	Yards					
United Kingdom (including Channel Islands)	207,045,939	281,005,955	184,150,449	236,607,302	193,937,579	4,02,02,003	5,23,79,135	3,63,93,309	4,51,62,250	3,39,33,300
Ceylon (excluding Maldives)	193,914	146,306	75,314	81,031	20,722	43,750	33,494	17,923	17,024	4,332
Straits Settlements	121,435	122,035	124,457	100,943	53,906	40,693	34,265	25,991	24,509	13,354
Other British Possessions	34,133	19,110	5,737	2,367	903	7,242	4,925	1,499	1,395	230
TOTAL BRITISH EMPIRE	207,395,476	281,293,406	184,356,507	236,792,143	199,063,109	4,02,93,693	5,27,56,319	3,69,43,727	4,52,05,173	3,39,04,716
Germany	89,575	33,164	10,502	116,011	142,397	54,693	50,546	6,934	64,923	73,331
Netherlands	3,549,031	2,230,920	1,453,492	2,009,246	1,463,790	10,52,633	6,53,576	3,99,290	5,55,633	4,00,436
Belgium	30,310	59,097	..	4,750	..	19,200	23,335	..	2,635	..
France	453,200	278,946	31,623	103,132	75,635	1,13,623	1,20,463	14,215	42,435	20,031
Switzerland	5,924,399	6,491,336	612,335	4,533,253	3,500,533	17,09,317	24,39,475	2,43,192	16,79,956	14,66,533
Italy (including Fiume)	1,194,669	574,015	70,735	464,936	142,940	2,95,093	2,22,334	26,634	1,05,453	65,746
Austria	374,334	1,153,121	153,021	339,260	654,034	1,33,063	6,20,471	96,263	4,43,166	3,59,943
Iran	44	49,431	13,532	30	..	19	5,465	3,221	20	..
Japan	59,320,031	120,354,174	75,177,431	40,231,974	53,243,354	93,43,633	1,62,57,433	95,37,704	64,53,337	33,01,354
United States of America—										
Via Atlantic Coast	636,903	102,370	2,520	30,113	7,101	1,76,531	45,472	313	5,339	2,201
" Pacific "	25	6
Other Foreign Countries	4,327	3,530	24,502	33,223	2,930	2,455	3,749	3,333	3,031	920
TOTAL FOREIGN COUNTRIES	72,236,473	131,450,713	77,560,263	43,450,927	64,234,333	1,29,53,315	2,04,97,930	1,03,31,124	94,51,313	1,07,30,533
Share of Bengal	41,203,279	60,023,463	36,730,572	47,140,537	34,933,301	71,45,261	92,66,763	59,33,304	34,95,510	62,24,297
" Bombay	33,703,755	75,363,417	63,472,390	47,637,656	44,902,352	36,45,402	1,47,91,779	1,19,39,119	1,12,30,571	1,01,36,590
" Sind	137,334,297	193,372,936	103,170,625	143,456,376	135,513,622	2,39,17,133	3,13,33,939	1,63,79,643	2,36,04,297	2,21,04,313
" Madras	25,044,033	32,937,923	37,459,079	25,397,393	19,501,147	53,60,339	73,43,975	53,73,959	37,15,203	43,57,630
" Burma	33,391,539	50,541,335	31,034,109	31,110,303	23,413,353	77,93,323	1,06,13,240	66,53,461	50,21,110	69,67,334
TOTAL	279,631,054	412,744,124	261,916,775	285,243,075	263,297,977	5,32,57,003	7,32,54,740	4,73,24,351	5,46,56,996	4,97,37,244

No. 10—continued

ARTICLES, AND COUNTRIES OF CONSIGNMENT; ALSO SHARE OF EACH PROVINCE	QUANTITY					VALUE				
	1931-32	1932-33	1933-34	1934-35	1935-36	1931-32	1932-33	1933-34	1934-35	1935-36
						₹	₹	₹	₹	₹
Textiles—continued										
Cotton—continued										
Manufactures—continued										
Piecegoods—continued										
Coloured, Printed, or Dyed—										
Printed goods—										
Cambrics including Madapollams Mullins, Mulls, and Jaconets (III. F)—	Yards	Yards	Yards	Yards	Yards					
United Kingdom (including Channel Islands)	8,057,944	6,388,482	6,213,671	14,508,209	12,804,854	6,65,621	13,84,280	14,89,577	32,12,511	27,23,404
Ceylon (excluding Maldives)	50	40	24,194	18,462	1,265	50	9	6,830	6,144	434
Other British Possessions	1,443	276	163	1,160	96	413	103	66	120	87
TOTAL BRITISH EMPIRE	8,059,437	6,388,748	6,238,028	14,527,831	12,806,216	6,66,084	13,84,392	14,95,973	32,18,775	27,23,875
Iran	142,198	16,097
Japan	70,460	328,297	41,072	99,177	840,128	11,181	33,644	7,208	21,848	1,15,317
United States of America—										
Via Atlantic Coast . . .	163,519	11,978	1,600	201,708	85,185	36,961	3,137	433	34,121	10,090
Other Foreign Countries . .	28,153	3,302	264	3,581	6,650	3,164	1,532	248	3,209	3,363
TOTAL FOREIGN COUNTRIES	262,132	485,765	42,936	309,466	881,963	56,250	54,410	7,884	58,678	1,28,770
Share of Bengal	179,365	462,300	456,029	790,415	1,192,600	52,480	1,36,541	1,36,136	2,18,354	2,20,047
" Bombay	737,744	2,181,926	2,233,351	5,231,705	4,066,189	1,88,499	4,98,916	5,79,273	12,79,767	9,46,199
" Sind	2,322,070	3,262,980	1,391,422	4,327,691	4,107,093	3,56,164	4,92,834	3,37,907	3,43,515	7,75,323
" Madras	349	80,955	373,007	2,132,143	3,103,333	51,890	30,778	1,67,942	5,00,593	6,94,213
" Burma	182,141	875,362	777,155	2,295,343	1,313,453	73,307	2,79,733	2,43,899	4,30,224	2,06,253
TOTAL	3,321,669	6,874,513	6,280,964	14,837,297	13,688,178	7,22,340	14,38,802	15,03,857	32,77,458	28,52,645
Chadars (III. F)—	Yards	Yards	Yards	Yards	Yards					
TOTAL BRITISH EMPIRE	12,892	2,178	..
Share of Bombay	12,892	2,178	..
Checks, Spots and Stripes (III. F)—	Yards	Yards	Yards	Yards	Yards					
United Kingdom (including Channel Islands)	889,305	1,155,738	2,392,212	6,141,448	4,647,963	1,57,904	4,09,132	6,90,444	22,11,515	16,60,143
Straits Settlements	962	3,332	..	123	1,324
TOTAL BRITISH EMPIRE	889,305	1,156,700	2,392,212	6,141,448	4,651,295	1,57,904	4,09,255	6,90,444	22,11,515	16,61,467
Japan	47,263	591,002	232,918	389,917	9,781,715	7,233	13,286	30,216	74,363	16,63,033
Other Foreign Countries	21,360	34	..	2,161	11
TOTAL FOREIGN COUNTRIES	47,263	612,422	232,918	389,917	9,781,749	7,233	65,487	30,216	74,363	16,63,044
Share of Bengal	107,671	556,627	588,537	1,263,387	3,411,114	46,333	1,91,538	1,98,985	4,66,439	7,07,654
" Bombay	54,115	345,736	443,341	479,394	1,796,000	18,300	1,60,114	91,063	1,05,420	3,10,349
" Sind	56,626	10,467	234	10,623	1,595	113
" Madras	47,263	28,111	707,771	234,521	132,858	7,233	11,528	1,25,509	44,372	33,354
" Burma	227,513	338,598	323,356	4,543,096	9,092,738	93,271	1,31,512	3,09,430	16,97,592	22,02,546
TOTAL	436,508	1,769,122	2,625,130	6,531,365	14,433,544	1,65,167	4,94,692	7,26,660	22,85,678	38,14,516

ARTICLES, AND COUNTRIES OF CONSIGNMENT; ALSO SHARE OF EACH PROVINCE	QUANTITY					VALUE				
	1931-32	1932-33	1933-34	1934-35	1935-36	1931-32	1932-33	1933-34	1934-35	1935-36
						₹	₹	₹	₹	₹
Textiles—continued										
Cotton—continued										
<i>Manufactures—continued</i>										
<i>Piecegoods—continued</i>										
Coloured, Printed, or Dyed— <i>continued</i>										
Printed goods— <i>continued</i>										
Dhuts (III. F)—	Yards	Yards	Yards	Yards	Yards					
United Kingdom (including Channel Islands)	..	2,042	..	20,009	6,980	..	781	..	8,237	8,215
Japan	34,410	..	8,310	8,660	..	1,148	..
Share of Bengal	17,995	6,980	3,019	3,215
" Bombay	34,410	..	10,324	3,660	..	1,361	..
" Madras	2,042	781
TOTAL	..	36,452	..	28,319	6,980	..	4,441	..	4,880	8,215
Drills and Jeans (III. F)—	Yards	Yards	Yards	Yards	Yards					
United Kingdom (including Channel Islands)	4,704,845	8,567,415	8,905,461	6,758,178	4,981,658	11,45,863	18,12,821	7,32,889	12,85,441	8,80,581
Other British Possessions	4,500	..	36,450	18,000	15,180	720	..	3,942	1,800	2,120
TOTAL BRITISH EMPIRE	4,709,345	8,567,415	8,941,911	6,771,178	4,996,838	11,46,583	18,12,821	7,36,831	12,87,241	8,82,711
Japan	15,784,951	46,579,191	39,178,855	37,267,852	58,067,642	23,61,790	60,57,192	50,08,487	54,48,272	72,79,668
Other Foreign Countries	27,923	19,800	14,158	3,473	2,303	2,891	..
TOTAL FOREIGN COUNTRIES	15,784,951	46,607,104	39,198,655	37,282,010	58,067,642	23,61,790	60,60,665	50,10,790	54,51,163	72,79,668
Share of Bengal	4,889,906	9,291,927	4,949,616	7,869,755	10,721,342	7,40,243	12,73,249	6,53,551	11,44,439	15,28,530
" Bombay	5,194,982	36,346,002	29,230,978	22,213,647	36,418,708	8,45,336	34,80,097	37,53,170	33,15,992	43,31,379
" Sind	6,773,240	14,338,568	7,359,579	11,805,310	12,559,377	14,07,254	23,84,655	11,15,213	19,38,913	17,55,776
" Madras	14,829	1,346,974	632,651	1,647,003	2,327,547	4,281	2,70,052	1,11,214	2,66,743	3,69,950
" Burma	3,627,339	3,981,048	962,742	626,573	1,037,001	5,11,259	4,65,433	1,09,473	77,317	1,36,494
TOTAL	20,494,296	55,174,519	48,185,566	44,053,188	68,084,475	35,08,373	78,73,486	57,47,621	67,38,404	81,62,379
Embroidered allovers (III. F) (a)—				Yards						
United Kingdom (including Channel Islands)	—	—	—	45,508	..	—	—	—	9,672	..
TOTAL FOREIGN COUNTRIES	—	—	—	8,812	..	—	—	—	1,764	..
Share of Bengal	—	—	—	1,430	..	—	—	—	321	..
" Bombay	—	—	—	44,078	..	—	—	—	9,351	..
" Madras	—	—	—	3,812	..	—	—	—	1,764	..
TOTAL	—	—	—	54,320	..	—	—	—	11,436	..
Flannel and Flannelettes (III. F)—	Yards	Yards	Yards	Yards	Yards					
United Kingdom (including Channel Islands)	18,652	31,868	60,774	904,550	278,574	3,932	5,082	10,841	1,72,048	34,088
Other British Possessions	15,040	2,289	..
TOTAL BRITISH EMPIRE	18,652	31,868	60,774	919,590	278,574	3,932	5,082	10,841	1,74,337	34,088

(a) Separately recorded from 1934-35.

No. 10—continued

ARTICLES AND COUNTRIES OF CONSIGNMENT; ALSO SHARE OF EACH PROVINCE	QUANTITY					VALUE				
	1931-32	1932-33	1933-34	1934-35	1935-36	1931-32	1932-33	1933-34	1934-35	1935-36
						R	R	R	R	R
exilles—continued										
Cotton—continued										
Manufactures—continued										
Plecegoods—continued										
Coloured, Printed, or Dyed— continued										
Printed goods—continued	Yards	Yards	Yards	Yards	Yards					
Flannel and Flannelettes (III. P) —contd.										
Italy (including Fiume)	822,556	495,543	..	516,406	..	1,46,758	79,843	..	83,091	..
Japan	3,145,016	9,212,421	1,413,016	4,603,763	5,182,283	6,03,842	18,23,191	2,14,102	7,52,917	7,05,133
Other Foreign Countries	2,020	2,199
TOTAL FOREIGN COUNTRIES	3,967,572	9,707,064	1,415,000	5,120,169	5,182,283	7,50,600	14,03,034	2,16,301	8,36,008	7,05,133
Share of Bengal	2,113,006	5,243,491	735,333	3,826,222	3,337,330	4,03,808	7,48,334	1,18,215	6,26,542	4,46,100
.. Bombay	614,688	1,902,639	434,553	1,073,774	1,313,732	1,13,885	2,73,092	69,700	1,85,404	1,71,103
.. Sind	850,385	1,769,631	111,922	643,793	276,924	1,47,397	2,69,475	19,916	1,12,370	41,416
.. Madras	8,460	40,380	..	1,097	5,314
.. Burma	403,145	815,106	191,012	495,970	491,941	84,444	1,16,118	37,711	86,379	75,284
TOTAL	3,981,224	9,739,327	1,475,840	6,039,759	5,460,857	7,54,532	14,03,116	2,36,142	10,11,195	7,39,221
Louls (III. P)—										
United Kingdom (including Channel Islands)	Yards	Yards	Yards	Yards	Yards					
Straits Settlements	1,002	420	118,177	38,489	765	397	352	20,697	7,060	254
Other British possessions	916	2,016	250	550
TOTAL BRITISH EMPIRE	3,740,356	6,725,888	2,051,253	2,797,307	2,108,948	12,48,645	22,50,719	7,13,880	9,74,205	7,73,291
Netherlands	473,665	258,572	1,52,945	88,754
Italy (including Fiume)	153,432	22,385
Japan	1,843,719	4,630,695	4,906,014	4,819,318	5,715,991	3,46,585	8,27,474	1,66,700	8,58,726	9,08,053
Other Foreign Countries	7,426	2,128
TOTAL FOREIGN COUNTRIES	2,478,242	4,889,267	4,906,014	4,819,318	5,715,991	5,23,043	9,16,228	8,66,700	8,58,726	9,08,053
Share of Bengal	115,355	354,782	195,501	398,839	..	43,438	73,061	72,499	2,11,341
.. Bombay	33,201	..	1,767	2,016	..	8,175	..	1,389	550
.. Sind	1,038	18,600	1,060	2,337
.. Madras	937	11,009	15,760	392	3,247	4,560
.. Burma	6,226,611	11,406,099	6,691,485	7,407,376	6,889,734	17,71,296	31,15,334	15,07,516	17,49,736	14,62,056
TOTAL	6,227,598	11,614,055	7,046,207	7,616,685	7,824,939	17,71,683	31,66,947	15,80,580	18,27,931	16,81,844
Prints and Chints (III. P)—										
United Kingdom (including Channel Islands)	Yards	Yards	Yards	Yards	Yards					
Other British Possessions	14,971	9,778	9,365	861	1,519	3,037	2,390	1,607	297	450
TOTAL BRITISH EMPIRE	13,381,632	27,507,705	14,153,764	18,866,276	9,865,602	28,77,445	58,50,352	31,47,626	86,98,569	20,93,004
Germany	33,910	11,568
Switzerland	17,882	24,228	..	17,101	..	6,207	8,178	..	7,435	..
Italy (including Fiume)	267,344	12,782	54	46,622	4,498	70
Japan	6,107,170	18,366,508	6,534,708	6,575,812	6,891,752	8,64,207	13,82,684	6,48,898	17,35,479	6,19,064

GENERAL IMPORTS

(424)

No. 10—continued

ARTICLES, AND COUNTRIES OF CONSIGNMENT; ALSO SHARE OF EACH PROVINCE	QUANTITY					VALUE				
	1931-32	1932-33	1933-34	1934-35	1935-36	1931-32	1932-33	1933-34	1934-35	1935-36
Textiles—continued										
Cotton—continued										
Manufactures—continued										
Piecegoods—continued										
Coloured, Printed, or Dyed—continued										
Printed goods—continued										
Prints and Chints (III. F)—contd.										
	Yards	Yards	Yards	Yards	Yards	Rs	Rs	Rs	Rs	Rs
United States of America—										
Via Atlantic Coast	49,274	25,890	3,696	717	407	9,045	6,704	6,665	263	132
" Pacific "	--	--	--	233	--	--	--	--	34	--
Other Foreign Countries	19,630	1,873	18,519	401	981	3,177	1,842	2,971	560	602
TOTAL FOREIGN COUNTRIES	6,496,175	18,431,261	6,556,972	6,594,264	6,392,140	9,46,426	20,03,656	6,57,104	7,42,771	6,19,708
Share of Bengal	4,243,796	6,668,379	2,321,124	7,133,011	4,496,026	7,88,021	11,42,285	4,59,193	10,62,117	7,69,928
" Bombay	11,104,445	27,131,896	14,541,970	14,631,377	8,530,232	22,20,554	43,52,579	26,16,255	26,21,361	13,26,649
" Sind	1,717,783	696,081	97,913	153,407	122,413	3,12,217	1,49,246	44,194	51,221	24,248
" Madras	58,672	3,084,457	1,346,360	1,325,103	1,517,916	15,431	5,30,410	3,11,134	3,44,861	3,01,620
" Burma	2,772,111	2,328,143	2,202,859	1,707,143	1,592,245	4,89,448	11,29,128	3,79,448	3,61,717	2,63,222
TOTAL	19,876,807	45,928,056	21,010,726	25,460,540	16,258,832	28,22,971	78,54,008	38,04,730	44,42,340	27,12,802
Saris and Scarves (III. F)—	Yards	Yards	Yards	Yards	Yards					
United Kingdom (including Channel Islands)	7,352,919	14,236,894	14,675,756	22,419,063	16,528,756	17,85,082	26,64,467	31,98,758	45,63,448	24,08,784
Other British Possessions	3,845	254	139	--	--	1,449	92	2	--	--
TOTAL BRITISH EMPIRE	7,357,764	14,237,148	14,675,895	22,419,063	16,528,756	17,86,531	26,64,559	31,98,760	45,63,448	24,08,784
Italy (including Fiume)	14,543	--	--	--	--	5,789	--	--	--	--
Japan	76,744	2,142,129	567,671	671,915	1,129,450	19,618	3,66,130	76,321	1,09,596	1,64,574
Other Foreign Countries	--	9,431	645	--	--	--	4,879	228	--	--
TOTAL FOREIGN COUNTRIES	91,287	2,152,560	568,316	671,915	1,129,450	25,357	3,71,039	76,619	1,09,596	1,64,574
Share of Bengal	4,395,446	6,026,139	5,751,529	3,736,673	6,003,699	11,03,974	11,58,637	9,79,451	16,24,397	9,32,673
" Bombay	1,266,694	6,897,151	7,477,114	10,319,727	8,031,793	3,70,519	19,72,764	18,03,572	22,43,229	17,62,053
" Sind	1,111,220	3,271,607	1,749,734	3,404,256	3,274,227	3,09,077	3,05,394	4,22,023	7,70,339	1,40,761
" Madras	3,845	1,426	122,229	529,123	369,508	1,449	222	45,967	1,22,404	78,002
" Burma	71,246	142,322	22,595	41,124	22,923	26,269	32,531	24,291	12,105	8,376
TOTAL	7,449,051	16,489,708	15,244,201	22,090,978	17,712,208	18,11,688	40,35,598	22,75,409	46,73,044	25,73,808
Sateens (III. F)—	Yards	Yards	Yards	Yards	Yards					
United Kingdom (including Channel Islands)	827,677	2,546,411	246,746	579,766	629,893	2,55,204	7,46,308	2,92,292	2,13,406	2,19,127
Other British Possessions	--	--	--	180	25	--	--	--	45	10
TOTAL BRITISH EMPIRE	827,677	2,546,411	246,746	579,946	629,918	2,55,204	7,46,308	2,92,292	2,13,451	2,19,137
Italy (including Fiume)	--	45,247	--	--	--	--	12,595	--	--	--
Japan	152,510	985,373	194,010	368,112	244,110	32,290	1,87,247	39,917	84,667	65,156
Other Foreign Countries	--	--	--	12,227	227	--	--	--	3,424	692
TOTAL FOREIGN COUNTRIES	152,510	1,030,720	194,010	380,339	244,337	32,290	1,99,842	39,917	88,101	65,848

No. 10—continued

ARTICLES, AND COUNTRIES, OF CONSIGNMENT; ALSO SHARE OF EACH PROVINCE	QUANTITY					VALUE				
	1931-32	1932-33	1933-34	1934-35	1935-36	1931-32	1932-33	1933-34	1934-35	1935-36
Textiles—continued										
Cotton—continued										
Manufactures—continued										
Piecegoods—continued										
Coloured, Printed or Dyed—contd.										
Printed goods—continued										
Sateens (III. F)—contd.	Yards	Yards	Yards	Yards	Yards					
Share of Bengal	195,327	169,811	80,723	114,633	155,791	68,220	53,566	22,455	31,980	41,678
“ Bombay	36,702	479,359	336,666	349,233	351,017	11,577	1,52,928	1,04,613	92,289	78,123
“ Sind	709,569	2,377,156	436,698	257,856	311,530	1,85,637	7,13,440	1,22,017	67,575	92,801
“ Madras	491	24,902	22,672	7,741	..	287	5,564	5,513	2,053
“ Burma	47,589	50,314	162,767	223,392	148,161	22,250	25,929	77,600	1,04,496	69,430
TOTAL	990,187	3,577,131	1,040,756	960,885	974,230	2,87,684	9,46,150	3,32,209	3,01,552	2,84,995
Shirtings (III. F)—	Yards	Yards	Yards	Yards	Yards					
United Kingdom (including Channel Islands)	16,878,043	18,544,867	8,131,999	17,159,155	12,219,150	36,04,718	38,43,325	17,81,784	31,00,937	23,06,941
Straits Settlements	3,133	2,524	262,321	..	86	1,381	786	23,323	..	7
Other British Possessions	6,720	..	9,849	23,892	..	1,757	..	1,045	2,614
TOTAL BRITISH EMPIRE	16,876,226	18,554,111	8,394,320	17,169,004	12,237,078	36,06,099	38,45,818	18,05,112	31,01,982	23,60,562
Italy (including Fiume)	156,631	165,643	..	4	..	31,263	24,659	..	1	..
Iran	238,067	24,985
Japan	20,481,680	58,701,178	28,617,746	44,209,180	58,486,407	29,40,233	65,90,014	29,78,080	51,22,134	59,32,825
Other Foreign Countries	17,730	27,251	68	5,443	62,696	4,671	3,336	18	1,452	5,868
TOTAL FOREIGN COUNTRIES	20,656,021	59,132,139	28,617,809	44,214,627	58,549,103	29,65,167	66,42,094	29,78,098	51,23,587	59,38,694
Share of Bengal	4,639,231	13,591,984	5,045,393	9,642,317	13,982,379	8,25,737	15,79,631	5,37,766	10,36,493	12,67,000
“ Bombay	3,475,557	22,639,235	16,909,647	23,799,628	28,398,998	12,67,546	33,34,406	18,68,810	28,98,277	28,53,029
“ Sind	17,331,831	22,946,313	8,160,534	16,958,535	13,142,648	36,90,393	41,82,045	15,53,018	23,96,423	21,72,370
“ Madras	668,594	36,578	76,136	151,996	..	75,479	17,174	18,771	46,161
“ Burma	6,036,633	10,350,474	6,302,473	10,901,015	15,339,732	10,07,490	13,17,251	8,16,443	13,75,605	19,53,787
TOTAL	36,532,247	77,636,250	27,012,129	61,377,631	70,786,181	65,91,266	1,04,88,812	47,83,210	62,25,569	63,08,256
Twills (III. F)—	Yards	Yards	Yards	Yards	Yards					
United Kingdom (including Channel Islands)	950,679	1,180,382	858,708	2,004,180	369,876	1,97,733	2,54,355	1,80,012	3,53,770	92,394
Italy (including Fiume)	2,500,481	1,931,741	4,59,617	3,09,855
Japan	10,800	910,619	617,161	1,419,247	1,797,331	1,903	1,48,942	98,484	2,73,468	3,03,819
Other Foreign Countries	9,695	2,346
TOTAL FOREIGN COUNTRIES	2,610,978	2,842,360	617,161	1,419,247	1,797,331	4,64,366	4,59,797	98,484	2,73,468	3,03,819
Share of Bengal	222,645	443,139	141,755	349,323	471,372	64,736	81,386	31,436	83,727	59,160
“ Bombay	144,728	1,164,357	739,139	1,001,379	1,187,049	33,973	2,37,552	1,49,287	2,33,693	2,15,174
“ Sind	3,070,108	2,317,016	596,941	2,083,776	481,750	5,45,052	3,74,998	88,275	3,06,303	37,334
“ Madras	17,379	6,336	150	5,522	2,027	25
“ Burma	24,114	97,741	10,680	2,765	21,233	13,333	13,603	3,376	283	4,979
TOTAL	3,661,655	4,022,742	1,475,864	3,493,427	2,161,507	6,62,149	7,13,152	2,78,496	6,27,238	3,06,713

GENERAL IMPORTS

(426)

No. 10—continued

ARTICLES, AND COUNTRIES OF CONSIGNMENT; ALSO SHARE OF EACH PROVINCE	QUANTITY					VALUE				
	1931-32	1932-33	1933-34	1934-35	1935-36	1931-32	1932-33	1933-34	1934-35	1935-36
						R	R	R	R	R
<i>Textiles—continued</i>										
<i>Cotton—continued</i>										
<i>Manufactures—continued</i>										
<i>Piecegoods—continued</i>										
<i>Coloured, Printed or Dyed—contd.</i>										
<i>Printed goods—continued</i>										
<i>Woven Lungis and Sarongs (III. P) —</i>	<i>Yards</i>	<i>Yards</i>	<i>Yards</i>	<i>Yards</i>	<i>Yards</i>					
United Kingdom (including Channel Islands)	173,119	484,549	452,695	727,809	199,735	77,952	1,95,895	1,74,743	2,50,463	78,071
Straits Settlements	124,276	93,808	34,525	14,083	13,434	52,298	34,287	10,704	4,424	3,821
Hongkong	105	25
TOTAL BRITISH EMPIRE	302,395	678,357	487,220	741,892	213,274	1,30,240	2,30,182	1,85,447	2,63,887	77,817
Netherlands	484,265	265,686	3,527	37,260	..	2,04,200	1,15,623	2,512	9,713	..
Japan	631,488	930,075	362,506	427,003	739,815	1,06,824	1,78,263	69,092	85,021	1,26,961
Other Foreign Countries	13,532	..	12	269	..	4,877	..	8	137	..
TOTAL FOREIGN COUNTRIES	1,129,283	1,195,711	371,045	464,537	739,815	3,76,491	2,93,886	71,612	95,771	1,26,961
<i>Share of Bengal</i>	<i>33,138</i>	<i>29,498</i>	<i>107,554</i>	<i>176,165</i>	<i>427,209</i>	<i>7,787</i>	<i>12,573</i>	<i>33,213</i>	<i>41,722</i>	<i>80,494</i>
.. <i>Bombay</i>	<i>294</i>	<i>27,527</i>	<i>4,117</i>	<i>8,532</i>	<i>..</i>	<i>793</i>	<i>7,666</i>	<i>1,115</i>	<i>1,828</i>	<i>..</i>
.. <i>Madras</i>	<i>..</i>	<i>439</i>	<i>..</i>	<i>..</i>	<i>..</i>	<i>..</i>	<i>170</i>	<i>..</i>	<i>..</i>	<i>..</i>
.. <i>Burma</i>	<i>1,408,250</i>	<i>1,716,504</i>	<i>746,594</i>	<i>1,021,712</i>	<i>525,830</i>	<i>4,97,161</i>	<i>5,03,609</i>	<i>2,17,731</i>	<i>3,16,241</i>	<i>1,24,274</i>
TOTAL	1,431,680	1,774,068	858,265	1,206,420	953,089	5,05,731	5,24,018	2,67,050	3,59,658	2,04,768
<i>Unspecified description (III. P) —</i>	<i>Yards</i>	<i>Yards</i>	<i>Yards</i>	<i>Yards</i>	<i>Yards</i>					
United Kingdom (including Channel Islands)	402,274	987,377	2,007,488	4,161,402	2,957,267	1,08,908	2,94,119	5,32,013	9,04,541	7,70,242
Straits Settlements	86	683	617	20,274	1,196	32	248	166	5,354	504
Other British Possessions	4,190	9,465	5,038	752	1,940	1,354	3,053	1,401	180	524
TOTAL BRITISH EMPIRE	406,550	977,525	2,012,143	4,182,428	2,960,403	1,10,294	2,97,420	5,83,580	9,10,164	7,71,270
Japan	183,566	1,299,561	1,001,101	767,889	1,778,893	1,19,498	4,21,241	1,71,999	171,184	2,63,309
United States of America —										
<i>Ytd Atlantic Coast</i>	<i>83</i>	<i>2,345</i>	<i>435</i>	<i>27,785</i>	<i>16,687</i>	<i>74</i>	<i>1,724</i>	<i>91</i>	<i>11,900</i>	<i>9,254</i>
<i> " Pacific "</i>	<i>..</i>	<i>..</i>	<i>..</i>	<i>..</i>	<i>16</i>	<i>..</i>	<i>..</i>	<i>..</i>	<i>..</i>	<i>3</i>
Other Foreign Countries	14,075	16,231	9,106	16,378	11,407	5,204	7,215	2,508	4,216	3,577
TOTAL FOREIGN COUNTRIES	202,724	1,315,187	1,010,642	841,552	1,807,903	1,24,776	4,30,180	1,74,508	1,87,300	2,70,148
<i>Share of Bengal</i>	<i>385,935</i>	<i>397,942</i>	<i>889,494</i>	<i>1,601,678</i>	<i>1,189,245</i>	<i>92,966</i>	<i>1,19,242</i>	<i>1,93,490</i>	<i>3,12,619</i>	<i>3,12,932</i>
.. <i>Bombay</i>	<i>39,530</i>	<i>986,573</i>	<i>1,268,163</i>	<i>2,364,355</i>	<i>3,014,261</i>	<i>18,094</i>	<i>2,17,104</i>	<i>2,94,679</i>	<i>6,09,378</i>	<i>6,77,821</i>
.. <i>Sind</i>	<i>6,244</i>	<i>42,818</i>	<i>50,359</i>	<i>20,336</i>	<i>19,236</i>	<i>3,176</i>	<i>18,894</i>	<i>26,394</i>	<i>8,243</i>	<i>5,683</i>
.. <i>Madras</i>	<i>7,323</i>	<i>52,529</i>	<i>552,339</i>	<i>356,519</i>	<i>217,313</i>	<i>3,771</i>	<i>16,741</i>	<i>1,76,603</i>	<i>1,23,139</i>	<i>71,408</i>
.. <i>Burma</i>	<i>167,201</i>	<i>815,800</i>	<i>262,340</i>	<i>180,593</i>	<i>326,851</i>	<i>1,17,074</i>	<i>3,54,939</i>	<i>68,012</i>	<i>39,000</i>	<i>76,570</i>
TOTAL	609,233	2,295,602	3,023,785	5,023,980	47,67,406	2,36,070	7,27,600	7,58,178	10,97,884	10,47,413

No. 10—continued

ARTICLES, AND COUNTRIES OF ORIGIN; ALSO SHARE OF EACH PROVINCE	QUANTITY					VALUE				
	1931-32	1932-33	1933-34	1934-35	1935-36	1931-32	1932-33	1933-34	1934-35	1935-36
	Yards	Yards	Yards	Yards	Yards	R	R	R	R	R
Textiles—continued										
Cotton—continued										
Manufactures—continued										
Piecegoods—continued										
Coloured, Printed, or Dyed—contd.										
Printed goods—concluded										
Total Printed Goods—										
United Kingdom (including Channel Islands)	50,876,472	88,378,865	55,924,970	97,054,546	67,637,818	1,21,25,813	2,07,08,888	1,29,51,495	2,09,58,234	1,50,88,387
Aden and Dependencies	..	188	4,827	11,884	41,835	..	44	559	1,455	5,467
Ceylon (excluding Maldives)	9,847	17,849	87,311	36,939	2,651	3,291	5,242	8,259	8,110	793
Straits Settlements	143,454	99,634	444,209	89,346	19,469	57,021	36,041	68,058	19,275	6,042
Other British Possessions	4,754	6,759	1,632	397	1,346	809	1,770	817	127	391
TOTAL BRITISH EMPIRE	51,084,027	88,503,295	56,412,949	97,192,612	67,703,119	1,21,86,934	2,07,51,924	1,30,49,828	2,09,87,201	1,51,01,030
Germany	36,179	26,572	11,445	..	1,654	13,625	2,919	1,441	..	462
Netherlands	969,477	537,906	10,011	37,966	12,839	3,62,179	2,10,557	3,435	10,261	3,457
France	6,631	517	641	401	624	5,216	632	812	568	955
Switzerland	47,842	38,620	417	20,678	7,648	15,218	14,936	374	9,060	3,509
Italy (including Fiume)	4,934,325	2,678,987	62	521,424	1,398	7,18,662	4,34,925	83	84,654	573
Iran	6,205	380,397	710	13,277	545	347	41,192	204	3,544	98
Japan	48,540,356	144,712,494	83,751,803	101,657,000	150,256,017	74,83,254	1,82,02,048	1,02,15,009	1,37,34,218	1,81,46,003
United States of America—										
Via Atlantic Coast	213,945	40,188	5,794	234,962	52,313	46,816	11,565	6,207	47,200	19,487
" Pacific "	233	16	34	3
Other Foreign Countries	22,773	24,734	35,661	39,142	57,753	7,134	4,154	6,758	6,900	5,048
TOTAL FOREIGN COUNTRIES	53,578,133	143,430,810	83,816,514	102,525,033	150,390,307	86,52,795	1,89,29,828	1,02,34,323	1,38,08,439	1,31,80,405
Share of Bengal	32,079,414	42,986,175	21,922,353	41,709,460	46,233,376	39,94,943	65,41,000	34,13,464	66,35,413	67,30,303
" Bombay	27,669,630	97,710,612	73,669,039	82,035,681	92,940,533	50,94,181	1,51,99,343	1,13,37,737	1,36,01,356	1,26,37,639
" Sind	33,792,660	51,612,669	20,480,767	39,706,357	34,315,597	70,17,568	94,51,189	37,88,545	69,98,622	57,17,658
" Madras	133,288	5,164,538	4,125,376	6,319,435	7,390,495	32,846	3,37,605	9,69,629	14,33,434	16,16,665
" Burma	31,237,393	39,469,111	19,732,063	29,446,762	35,712,935	47,00,192	74,96,185	37,34,676	62,21,310	65,78,306
TOTAL	104,912,165	236,943,105	140,229,493	199,717,693	218,093,426	2,08,39,729	3,96,76,822	2,32,34,151	3,48,85,640	3,32,81,575
Dyed Goods—										
Cambrics, including Madapol- lams, Muslins, Mulls and Jaconets (III. F)—										
United Kingdom (including Channel Islands)	12,560,762	29,074,375	27,007,180	34,627,682	27,117,096	26,77,549	59,59,358	50,15,013	63,40,122	48,26,733
Other British Possessions	3,271	5,501	1,263	3,302	4,372	1,375	1,933	494	1,479	1,186
TOTAL BRITISH EMPIRE	12,564,033	29,079,876	27,008,443	34,631,484	27,121,468	26,78,924	59,61,291	50,15,512	63,50,601	48,27,919
Netherlands	265,061	16,500	2,550	82,228	6,785	626
France	132,355	34,786	3,330	55,486	17,495	2,333
Switzerland	1,458,482	3,131,102	80,626	65,665	961	6,15,345	13,16,138	48,191	10,683	427
Italy (including Fiume)	331,853	156,800	600	..	919	1,59,227	70,754	182	..	112
Austria	53,947	502,999	474	6,033	..	25,496	2,08,417	404	1,756	..
Japan	11,365	57,104	329,155	220,940	240,771	1,752	4,752	41,372	52,048	35,110
United States of America—										
Via Atlantic Coast	1,398,059	304,142	31,720	19,254	400	3,45,132	1,222	7,271	3,366	976
Other Foreign Countries	16,740	4,308	347	1,118	696	6,031	2,217	501	834	673
TOTAL FOREIGN COUNTRIES	3,682,371	4,207,741	449,217	312,019	243,617	12,90,693	17,07,723	96,531	77,576	37,198

ARTICLES, AND COUNTRIES OF CONSIGNMENT; ALSO SHARE OF EACH PROVINCE	QUANTITY					VALUE				
	1931-32	1932-33	1933-34	1934-35	1935-36	1931-32	1932-33	1933-34	1934-35	1935-36
Textiles—continued										
Cotton—continued										
Manufactures—continued										
Piecegoods—continued										
Coloured, Printed or Dyed—contd.										
Dyed Goods—continued										
Cambrics, including Madapollam, Muslins, Mulls and Jaconets (III. P)—continued	Yards	Yards	Yards	Yards	Yards					
Share of Bengal	3,673,960	6,096,179	6,131,433	6,382,079	5,637,383	9,31,791	13,63,290	11,03,325	10,30,920	9,07,384
“ Bombay	5,349,552	10,950,345	8,123,089	11,588,094	6,154,334	16,06,373	30,67,538	16,33,465	22,41,291	11,38,627
“ Sind	5,344,337	10,276,952	7,177,345	9,762,664	9,030,161	10,93,393	20,69,650	13,49,299	16,30,153	15,43,667
“ Madras	1,633,947	4,190,123	5,250,353	6,526,336	6,124,261	3,55,117	9,05,769	9,85,726	12,91,605	12,04,092
“ Burma	325,558	1,174,018	715,515	683,830	459,476	87,938	2,92,737	1,50,275	1,34,307	71,508
TOTAL	16,226,904	33,237,617	27,457,615	34,943,503	27,365,115	39,69,617	76,68,984	51,12,048	64,28,176	48,65,117
Chadars (III. P)—	Yards	Yards	Yards	Yards	Yards					
TOTAL BRITISH EMPIRE	..	25	880	2	574
TOTAL FOREIGN COUNTRIES	2,400	3,529	..
Share of Bombay	380	2,400	674	3,529	..
“ Madras	25	2
TOTAL	..	25	880	2,400	2	574	3,529	..
Checks, Spots and Stripes (III. P)—	Yards	Yards	Yards	Yards	Yards					
United Kingdom (including Channel Islands)	1,751,192	5,069,418	5,651,911	6,292,918	6,480,300	5,93,976	13,23,543	20,77,056	2,237,746	23,32,790
Other British Possessions	691	8,185	11,101	8,650	22,346	384	2,782	4,754	3,602	3,334
TOTAL BRITISH EMPIRE	1,751,883	5,077,603	5,663,012	6,301,568	6,502,646	5,94,360	13,26,325	20,81,810	22,41,348	23,36,124
Netherlands	8,122	3,091	5,429	643
Belgium	16,271	175	3,184	158
Switzerland	17,535	633	..	6,672	345	..
Italy (including Flumo)	62,975	20,864	44,224	6,549
Iran	50,592	10,480	6,240	11,045	2,450	1,279
Japan	360,905	1,056,549	460,062	296,046	746,755	86,179	2,03,008	86,644	55,698	1,38,327
Other Foreign Countries	453	..	2,068	150	..	424	..	1,355	54	..
TOTAL FOREIGN COUNTRIES	449,990	1,096,775	512,897	307,394	752,995	1,42,928	2,13,384	1,02,102	58,547	1,39,606
Share of Bengal	630,042	1,745,465	1,425,537	1,545,343	1,010,301	1,79,221	4,02,226	4,79,097	4,48,130	3,26,484
“ Bombay	699,539	2,057,355	2,234,861	2,194,059	2,944,457	3,13,999	9,21,421	10,36,532	10,30,672	12,60,376
“ Sind	85,221	241,216	115,990	145,246	239,354	17,356	40,397	22,578	30,916	52,025
“ Madras	221,216	403,015	741,204	629,339	924,178	73,289	1,32,038	2,13,131	1,39,987	2,93,208
“ Burma	505,314	1,747,327	1,603,317	2,093,945	2,142,351	1,53,223	4,93,127	4,27,524	5,70,190	5,82,339
TOTAL	2,201,873	6,194,378	6,175,903	6,608,932	7,261,641	7,37,286	20,44,709	21,33,912	22,99,895	25,25,730
Dhuties (III. P)—	Yards	Yards	Yards	Yards	Yards					
United Kingdom (including Channel Islands)	69,127	168,048	28,888	185,604	..	14,124	29,332	5,121	36,848	..
Other British Possessions	40	..	36	10	..	27
TOTAL BRITISH EMPIRE	69,127	168,048	28,928	185,604	36	14,124	29,332	5,131	36,848	27
TOTAL FOREIGN COUNTRIES	11,708	750	2,069	169	..
Share of Bengal	34,436	60,190	13,929	56,700	..	7,139	10,443	2,969	9,190	..
“ Bombay	844	1,264	6,753	643	1,096	1,555	..
“ Madras	17,395	99,622	13,869	122,391	..	3,491	15,930	2,694	22,372	..
“ Burma	23,295	17,392	983	..	36	3,494	2,311	461	..	27
TOTAL	69,127	168,048	40,636	186,354	36	14,124	29,332	7,220	37,017	27
Drills and Jeans (III. P)—	Yards	Yards	Yards	Yards	Yards					
United Kingdom (including Channel Islands)	2,134,127	1,891,773	2,390,335	2,300,166	2,692,542	7,31,129	6,80,901	8,79,752	9,10,145	9,02,420
Other British Possessions	..	13,760	14,415	3,400	805	..	3,107	3,568	363	317
TOTAL BRITISH EMPIRE	2,134,127	1,905,533	2,404,800	2,303,566	2,693,347	7,31,129	6,84,008	8,83,321	9,10,518	9,02,740

No. 10—continued

ARTICLES, AND COUNTRIES OF CONSIGNMENT; ALSO SHARE OF EACH PROVINCE	QUANTITY					VALUE				
	1931-32	1932-33	1933-34	1934-35	1935-36	1931-32	1932-33	1933-34	1934-35	1935-36
Textiles—continued										
Cotton—continued						₹	₹	₹	₹	₹
<i>Manufactures—continued</i>										
Plecegoods—continued										
Coloured, Printed or Dyed— continued										
Dyed goods—continued										
Drills and Jeans (III. P)— continued	Yards	Yards	Yards	Yards	Yards					
Poland (including Dansig)	28,134	19,832
Switzerland	17,023	7,014	..
Italy (including Fiume)	4,256	..	28,436	1,174	..	18,699	..
China (exclusive of Hongkong and Macao)	800	12,000	60,000	619,200	80,040	187	2,322	9,808	1,04,839	5,221
Japan	6,071,589	8,107,996	6,225,992	4,742,600	4,013,448	12,04,509	12,37,751	8,06,105	8,06,660	5,76,811
Other Foreign Countries	14,879	1,073	13,623	5,057	6,630	4,429	3,330	1,684	3,945	2,775
TOTAL FOREIGN COUNTRIES	6,087,218	6,153,459	6,299,620	5,412,316	4,050,118	12,09,125	12,63,909	9,07,598	9,66,157	5,84,807
<i>Share of Bengal</i>	<i>2,371,773</i>	<i>4,377,730</i>	<i>2,975,997</i>	<i>2,588,192</i>	<i>2,034,655</i>	<i>5,51,267</i>	<i>6,97,137</i>	<i>4,95,695</i>	<i>4,39,318</i>	<i>3,36,739</i>
<i>Bombay</i>	<i>1,974,710</i>	<i>2,342,963</i>	<i>2,409,252</i>	<i>2,640,702</i>	<i>2,160,450</i>	<i>6,30,327</i>	<i>7,01,661</i>	<i>7,82,925</i>	<i>9,02,318</i>	<i>6,76,923</i>
<i>Sind</i>	<i>389,208</i>	<i>432,633</i>	<i>438,313</i>	<i>743,377</i>	<i>674,014</i>	<i>79,496</i>	<i>88,028</i>	<i>65,269</i>	<i>2,41,489</i>	<i>1,71,172</i>
<i>Madras</i>	<i>371,453</i>	<i>110,730</i>	<i>533,296</i>	<i>113,958</i>	<i>556,907</i>	<i>1,20,124</i>	<i>39,535</i>	<i>1,07,450</i>	<i>36,913</i>	<i>1,10,174</i>
<i>Burma</i>	<i>2,373,302</i>	<i>2,794,946</i>	<i>2,346,363</i>	<i>1,624,643</i>	<i>1,317,439</i>	<i>5,67,540</i>	<i>4,21,516</i>	<i>3,39,430</i>	<i>2,56,127</i>	<i>1,91,535</i>
TOTAL	6,221,345	10,058,992	8,704,420	7,715,872	6,743,465	19,40,254	19,47,917	17,90,919	18,76,670	14,87,553
Embroidered allowers (III. P) (a)—				Yards.						
United Kingdom (including Channel Islands)	—	—	—	143,663	83,110	—	—	—	33,224	10,844
France	—	—	—	177,693	45,618	—	—	—	66,298	20,301
Switzerland	—	—	—	2,325,558	2,235,465	—	—	—	10,04,061	3,10,786
Italy (including Fiume)	—	—	—	425,691	61,450	—	—	—	1,62,407	13,633
Austria	—	—	—	508,874	141,785	—	—	—	1,95,500	64,706
Other Foreign Countries	—	—	—	23,701	10,399	—	—	—	10,376	5,332
TOTAL FOREIGN COUNTRIES	—	—	—	3,959,517	2,404,717	—	—	—	14,39,142	9,14,803
<i>Share of Bengal</i>	<i>—</i>	<i>—</i>	<i>—</i>	<i>996</i>	<i>..</i>	<i>—</i>	<i>—</i>	<i>—</i>	<i>364</i>	<i>..</i>
<i>Bombay</i>	<i>—</i>	<i>—</i>	<i>—</i>	<i>3,571,847</i>	<i>2,033,741</i>	<i>—</i>	<i>—</i>	<i>—</i>	<i>12,91,196</i>	<i>7,91,699</i>
<i>Sind</i>	<i>—</i>	<i>—</i>	<i>—</i>	<i>506,464</i>	<i>433,454</i>	<i>—</i>	<i>—</i>	<i>—</i>	<i>1,73,012</i>	<i>1,17,668</i>
<i>Madras</i>	<i>—</i>	<i>—</i>	<i>—</i>	<i>23,373</i>	<i>50,632</i>	<i>—</i>	<i>—</i>	<i>—</i>	<i>7,794</i>	<i>16,235</i>
TOTAL	—	—	—	4,103,180	2,527,327	—	—	—	14,72,366	9,25,652
Flannel and Flannelottes (III. P)	Yards	Yards	Yards	Yards	Yards					
United Kingdom (including Channel Islands)	263,631	57,817	142,195	600,741	176,173	55,357	13,831	37,898	1,30,168	50,733
Other British Possessions	614	116
TOTAL BRITISH EMPIRE	269,245	57,817	142,195	600,741	176,173	55,473	13,831	37,898	1,30,168	50,733
Italy (including Fiume)	29,893	100,844	43,865	22,084	..	6,634	18,732	14,071	5,912	..
Japan	4,538,599	7,823,910	1,859,299	2,079,205	3,380,966	8,25,936	10,46,658	1,83,993	3,26,901	5,33,190
Other Foreign Countries	6,113	1,860	202	..	101	3,160	1,074	803	..	226
TOTAL FOREIGN COUNTRIES	4,574,605	7,931,614	1,439,366	2,101,289	3,381,067	8,35,730	10,66,464	1,98,867	3,32,813	5,33,416
<i>Share of Bengal</i>	<i>2,322,943</i>	<i>3,336,339</i>	<i>473,190</i>	<i>1,253,110</i>	<i>1,249,554</i>	<i>4,36,019</i>	<i>4,66,999</i>	<i>64,757</i>	<i>2,11,226</i>	<i>2,09,645</i>
<i>Bombay</i>	<i>1,110,143</i>	<i>1,904,453</i>	<i>644,063</i>	<i>553,969</i>	<i>1,399,766</i>	<i>2,03,260</i>	<i>2,51,992</i>	<i>85,115</i>	<i>39,063</i>	<i>1,75,336</i>
<i>Sind</i>	<i>669,327</i>	<i>1,264,712</i>	<i>389,293</i>	<i>254,237</i>	<i>392,992</i>	<i>1,19,725</i>	<i>1,92,412</i>	<i>74,347</i>	<i>65,421</i>	<i>63,977</i>
<i>Madras</i>	<i>10</i>	<i>84,752</i>	<i>1,065</i>	<i>15,301</i>	<i>106,535</i>	<i>45</i>	<i>13,747</i>	<i>516</i>	<i>3,721</i>	<i>14,160</i>
<i>Burma</i>	<i>741,423</i>	<i>1,349,276</i>	<i>94,000</i>	<i>615,353</i>	<i>917,393</i>	<i>1,32,154</i>	<i>1,55,145</i>	<i>12,030</i>	<i>23,436</i>	<i>1,25,631</i>
TOTAL	4,843,850	7,939,431	1,572,561	2,792,030	4,057,240	8,91,203	10,80,295	2,36,705	4,62,991	5,84,149

a) Separately recorded from 1934-35.

ARTICLES, AND COUNTRIES OF CONSIGNMENT; ALSO SHARE OF EACH PROVINCE	QUANTITY					VALUE				
	1931-32	1932-33	1933-34	1934-35	1935-36	1931-32	1932-33	1933-34	1934-35	1935-36
Textiles—continued										
Cotton—continued										
Manufactures—continued										
Piece goods—continued										
Coloured, Printed, or Dyed—continued										
Dyed goods—continued										
Italian Cloth and Sateens (III. P)—	Yards	Yards	Yards	Yards	Yards	R	R	R	R	R
United Kingdom (including Channel Islands)	10,764,890	20,072,367	9,912,316	20,213,202	7,522,421	31,74,654	51,12,301	24,82,175	48,46,194	21,02,717
Other British Possessions	..	12,338	153	7,800	8	..	3,228	38	1,898	4
TOTAL BRITISH EMPIRE	10,764,890	20,084,705	9,912,469	20,221,002	7,522,429	31,74,654	51,15,529	24,82,213	48,48,092	21,02,721
Switzerland	3,427	38,134	1,156	16,026
Italy (including Fiume)	938,950	706,474	45,242	158,407	138,068	2,82,589	1,88,764	6,601	48,719	31,458
Austria	22,270	45,967	..	31,746	..	8,129	18,763	..	10,525	..
Japan	474,883	752,125	1,413,484	1,146,611	1,406,137	1,10,857	1,85,982	2,51,678	2,09,571	2,66,377
Other Foreign Countries	23,132	17,948	39	14,395	59	11,502	5,000	56	2,667	55
TOTAL FOREIGN COUNTRIES	1,462,661	1,560,648	1,458,765	1,851,160	1,580,264	4,14,293	3,64,545	2,58,200	2,66,462	2,97,890
Share of Bengal	3,614,467	6,317,372	3,161,053	6,516,686	2,425,727	10,48,526	18,62,486	6,16,516	12,51,956	5,24,573
.. Bombay	3,459,337	7,543,375	5,009,498	8,909,131	3,914,328	10,02,029	18,70,352	11,39,719	20,48,461	9,62,944
.. Sind	4,505,987	6,325,128	2,312,180	5,084,779	1,889,925	13,83,745	17,32,650	7,46,786	15,38,038	6,61,876
.. Madras	133,369	983,485	132,711	593,926	107,297	34,770	2,22,465	23,300	1,06,487	21,214
.. Burma	284,369	521,195	765,792	467,590	623,316	1,19,377	2,32,855	2,34,204	1,68,157	2,29,704
TOTAL	12,227,551	21,645,353	11,871,234	21,572,162	9,061,693	35,88,647	54,80,824	27,40,525	51,18,078	24,00,611
Lungs (III. P)—	Yards	Yards	Yards	Yards	Yards					
United Kingdom (including Channel Islands)	119,383	284,010	37,163	33,403	54,333	34,048	79,182	14,128	9,986	16,346
Other British Possessions	1,413	2,882	930	607	1,942	594	855	269	181	492
TOTAL BRITISH EMPIRE	120,796	286,892	38,093	34,010	56,275	34,642	80,037	14,397	10,167	16,838
Netherlands	7,734	3,131
Japan	68,800	226,264	185,992	..	4,500	10,600	52,580	29,714	..	1,178
TOTAL FOREIGN COUNTRIES	76,534	226,264	185,992	..	4,500	13,731	52,580	29,714	..	1,178
Share of Bengal	193,033	563,170	209,076	46,895	1,22,548	38,407
.. Bombay	..	3,331	1,606
.. Sind	2,130	712	..
.. Madras	4,101	6,105	7,309	561	1,095	1,439	2,468	2,775	158	335
.. Burma	140	..	7,200	31,269	59,680	39	..	3,555	6,297	17,726
TOTAL	197,330	572,656	223,485	34,010	60,775	49,373	1,22,617	44,111	10,167	18,011
Prints and Cloths (III. P)—	Yards	Yards	Yards	Yards	Yards					
United Kingdom (including Channel Islands)	2,441,846	4,061,173	2,169,762	1,548,301	1,223,257	5,17,541	9,06,664	4,64,565	2,80,316	2,23,606
Other British Possessions	15,277	9,961	11,547	430	164	5,107	2,032	3,085	176	57
TOTAL BRITISH EMPIRE	2,457,123	4,071,134	2,181,309	1,548,731	1,223,421	5,22,648	9,08,696	4,67,650	2,80,492	2,23,663
Japan	631,034	458,643	253,292	505,698	1,041,426	91,105	49,982	80,759	52,785	32,200
Other Foreign Countries	1,527	1,380	270	403	2,488	781	674	246	579	1,838
TOTAL FOREIGN COUNTRIES	632,561	460,023	253,562	506,101	1,043,914	91,886	50,656	81,005	53,364	34,038
Share of Bengal	1,820,231	2,136,077	892,533	748,571	500,901	3,27,513	3,37,984	1,58,794	1,04,338	30,744
.. Bombay	69,198	113,409	81,037	29,353	137,799	13,384	37,442	17,122	5,630	33,203
.. Sind	5,326	3,392	220	4,946	3,209	3,260	2,175	120	2,379	1,996
.. Madras	1,132,762	2,253,903	1,443,819	1,136,114	1,023,749	2,42,511	5,79,600	3,08,863	2,09,467	1,43,323
.. Burma	72,161	24,376	18,212	85,848	521,677	37,346	16,151	13,756	12,142	48,430
TOTAL	3,089,684	4,531,157	2,436,871	2,054,832	2,267,385	6,14,534	9,59,312	4,98,655	3,33,856	3,07,606

No. 10—continued

ARTICLES, AND COUNTRIES OF CONSIGNMENT; ALSO SHARE OF EACH PROVINCE	QUANTITY					VALUE				
	1931-32	1932-33	1933-34	1934-35	1935-36	1931-32	1932-33	1933-34	1934-35	1935-36
Textiles—continued										
Cotton—continued										
Manufactures—continued										
Piecegoods—continued										
Coloured, Printed, or Dyed— continued										
Dyed goods—continued										
Hankies and Scarves (III. P)—	Yards	Yards	Yards	Yards	Yards					
United Kingdom (including Channel Islands)	822,483	1,110,237	1,056,910	1,458,180	790,864	2,05,197	2,65,517	3,82,060	2,86,552	1,57,097
Other British Possessions	9,916	11,185	821	204	..	3,497	2,889	203	78	..
TOTAL BRITISH EMPIRE	832,399	1,121,422	1,057,731	1,458,384	790,864	2,08,694	2,68,406	3,82,263	2,86,630	1,57,097
Netherlands	81,164	8,475
France	12,325	13,728	4,819	6,065
Switzerland	32,274	13,903	9,821	10,750
Italy (including Fiume)	8,169	11,712	3,027	5,298
Austria	40,480	3,028	22,076	1,425
Japan	23,886	10,800	79,925	..	5,480	5,755	1,590	9,787	..	883
Other Foreign Countries	..	54	25
TOTAL FOREIGN COUNTRIES	97,918	105,737	82,953	..	5,480	32,497	45,803	10,162	..	883
Share of Bengal	554,221	376,950	1,229,950	1,200,336	566,246	1,47,329	82,433	2,12,959	2,25,632	1,11,867
.. Bombay	40,374	125,853	7,409	68,637	130,615	16,678	53,771	3,081	14,536	23,454
.. Sind	2,394	1,589
.. Madras	832,228	724,356	762,825	189,361	100,483	76,595	1,78,000	1,76,235	46,462	22,659
.. Burma	440	110
TOTAL	930,217	1,227,159	2,040,684	1,468,384	796,344	2,41,191	3,14,209	3,92,425	2,86,630	1,57,980
Shirtings (III. P)—										
United Kingdom (including Channel Islands)	8,551,684	12,818,149	9,897,879	10,310,392	9,418,117	16,58,995	23,55,012	20,10,885	22,47,513	20,05,436
Straits Settlements	97,739	44,070	72,605	123,452	23,409	35,537	13,213	12,120	19,239	5,982
Hongkong	23,190	61,419	2,439	88,363	28,008	7,052	20,641	800	8,440	2,678
Other British Possessions	726	9,917	8,502	1,600	186	242	490	1,777	392	34
TOTAL BRITISH EMPIRE	8,673,339	12,933,555	9,981,475	10,523,797	9,469,720	17,01,826	23,89,356	20,34,502	22,75,634	20,74,130
Netherlands	880,164	1,139,315	121,051	151,470	251,328	2,29,818	2,69,631	20,212	42,240	70,557
Italy (including Fiume)	33,018	155,915	33	2,724	..	9,798	38,200	10	2,737	..
China (exclusive of Hongkong and Macao)	35,368	50,073	64,408	12,056	1,972	4,986	9,135	3,894	2,074	595
Japan	11,520,362	15,385,696	8,125,498	6,118,053	4,907,308	16,89,121	19,00,788	9,10,413	7,01,322	5,41,437
Other Foreign Countries	5,398	5,673	12,648	13,399	9,837	3,681	3,465	3,590	3,281	2,324
TOTAL FOREIGN COUNTRIES	12,475,810	16,787,672	8,323,628	6,297,702	5,170,445	18,37,354	22,21,219	9,52,119	7,51,654	6,14,913
Share of Bengal	2,630,072	6,597,659	3,441,522	2,132,610	2,441,252	4,41,545	9,35,551	4,53,228	3,29,654	3,63,581
.. Bombay	4,286,063	6,401,573	4,285,062	3,337,950	3,043,707	7,92,494	10,35,710	9,93,033	8,56,441	7,36,082
.. Sind	3,179,400	4,430,702	3,371,251	4,362,490	4,469,777	6,03,596	3,02,427	6,40,032	9,61,320	8,54,277
.. Madras	895,668	1,214,739	1,111,772	611,664	430,515	1,24,034	1,61,293	1,48,368	77,595	70,328
.. Burma	10,152,042	11,026,405	5,394,496	5,226,735	4,204,214	15,77,511	16,15,594	7,52,036	8,02,273	6,64,275
TOTAL	21,149,149	29,671,127	18,305,103	16,321,799	14,640,165	35,39,130	46,10,576	29,80,701	30,27,288	26,89,043
Twills (III. P)—										
United Kingdom (including Channel Islands)	8,671,666	9,090,155	9,147,128	12,789,640	10,051,428	20,01,480	27,52,654	26,91,513	40,30,834	29,99,224
Other British Possessions	30	2,648	8,100	20	833	1,543
TOTAL BRITISH EMPIRE	8,671,696	9,701,803	9,155,228	12,789,640	10,051,428	20,01,500	27,53,487	26,93,056	40,30,834	29,99,224

GENERAL IMPORTS

(432)

No. 10—continued

ARTICLES, AND COUNTRIES OF CONSIGNMENT; ALSO SHARE OF EACH PROVINCE	QUANTITY					VALUE				
	1931-32	1932-33	1933-34	1934-35	1935-36	1931-32	1932-33	1933-34	1934-35	1935-36
Textiles—continued										
Cotton—continued										
Manufactures—continued										
Piecegoods—continued										
Coloured, Printed, or Dyed—continued										
Dyed goods—continued										
Twills (III. P)—continued	Yards	Yards	Yards	Yards	Yards					
Italy (including Fiume)	1,495,111	1,837,875	159,425	124,179	64,085	4,74,785	4,19,848	44,178	34,534	17,311
China (excluding of Hongkong and Macao)	48,000	8,019	..
Japan	3,004,478	4,985,917	3,332,130	1,289,200	1,512,168	6,16,379	8,17,554	5,33,494	1,90,247	2,43,278
Other Foreign Countries	10,325	24,823	1,321	..	11,013	2,914	7,544	1,510	..	1,461
TOTAL FOREIGN COUNTRIES	4,509,914	6,298,615	3,442,776	1,443,379	1,587,266	10,94,078	12,44,946	5,79,177	2,32,800	2,62,082
Share of Bengal	1,766,778	1,991,051	1,566,469	2,208,736	1,411,668	2,83,303	3,56,327	2,98,717	6,03,753	2,79,434
" Bombay	2,328,825	6,532,930	5,456,597	6,099,917	4,309,018	10,45,874	17,76,504	16,44,837	19,38,405	13,72,731
" Sind	6,226,340	5,165,349	2,840,607	3,619,342	3,751,629	11,90,410	10,23,677	5,40,054	3,54,293	7,79,471
" Madras	212,713	400,337	704,445	379,373	763,093	1,02,654	1,43,280	2,59,659	1,56,186	2,71,374
" Burma	1,646,944	2,850,701	2,029,359	1,936,701	1,593,384	4,63,041	6,93,695	5,23,966	6,85,093	5,44,371
TOTAL	13,181,600	16,000,418	12,597,999	14,233,010	11,633,694	31,65,587	39,98,489	32,72,233	42,63,634	32,61,306
Woven Lungis and Sarungs (III. P)—	Yards	Yards	Yards	Yards	Yards					
United Kingdom (including Channel Islands)	107,465	82,625	6,820	17,276	..	35,735	11,445	1,563	7,288	..
Other British Possessions	489	1,072	2,903	135	404	330	1,024	463	77	203
TOTAL BRITISH EMPIRE	107,954	84,697	9,723	17,411	404	36,065	12,469	2,051	7,365	203
Netherlands	170,079	697	36,251	364
Japan	256,430	392,843	774,216	181,068	262,103	61,368	70,202	1,23,402	32,323	40,730
Other Foreign Countries	380	1,816	153	187	290	126	649	101	112	146
TOTAL FOREIGN COUNTRIES	427,489	395,356	774,369	181,255	262,393	97,745	71,215	1,23,503	32,440	40,376
Share of Bengal	472,143	339,032	729,043	12,000	45,637	1,11,533	61,104	1,15,757	1,553	7,316
" Bombay	27,927	71,309	53,994	25,416	..	7,231	16,118	9,440	6,719	..
" Madras	..	400	786	200	193
" Burma	35,338	19,162	264	161,259	217,160	15,051	6,362	159	33,533	33,743
TOTAL	535,443	429,958	784,091	193,666	262,797	1,33,810	83,684	1,25,554	39,308	41,079
Unspecified descriptions (III. P)—	Yards	Yards	Yards	Yards	Yards					
United Kingdom (including Channel Islands)	6,934,332	10,335,761	8,146,733	1,725,835	13,296,367	29,49,197	38,67,767	30,05,533	37,72,981	41,03,997
Ceylon (excluding Maldives)	235,326	140,342	52,313	104,007	149,994	94,952	52,167	13,832	26,516	37,331
Straits Settlements	149,118	60,289	71,135	97,534	162,353	47,375	22,771	21,336	26,220	38,936
Hongkong	7,723	55,750	5,292	540	1,493	2,618	16,197	1,135	257	490
Union of South Africa	5,072	4,234	2,272	3,244	4,178	5,072	4,218	2,272	2,944	2,736
Kenya Colony	7,270	3,853	4,678	1,279	71	7,289	3,439	4,678	1,279	65
Other British Possessions	2,900	3,404	1,354	1,199	1,647	3,010	2,492	1,340	1,144	757
TOTAL BRITISH EMPIRE	7,392,245	10,608,633	8,233,377	11,934,233	13,614,603	31,09,513	39,69,101	30,51,276	38,31,341	41,87,616

No. 10—continued

ARTICLES, AND COUNTRIES OF CONSIGNMENT; ALSO SHARE OF EACH PROVINCE	QUANTITY					VALUE				
	1931-32	1932-33	1933-34	1934-35	1935-36	1931-32	1932-33	1933-34	1934-35	1935-36
	Yards	Yards	Yards	Yards	Yards	R	R	R	R	R
Textiles—continued										
Cotton—continued										
Manufactures—continued										
Placogoods—continued										
Coloured, Printed, or Dyed— continued										
Dyed goods—continued										
Unspecified descriptions (III. P)—continued										
Germany	171,742	80,832	3,656	39,796	22,316	1,18,309	69,024	3,403	11,463	12,056
Netherlands	105,681	81,918	25,962	20,073	1,048	47,972	31,761	8,502	6,860	517
Belgium	16,713	29,743	5,319	33,436	14,408	14,145	19,950	4,002	25,463	11,123
France	1,277	1,225	2,493	884	154	2,284	3,215	6,462	2,728	393
Switzerland	8,821	36,700	4,142	76,422	..	5,974	19,669	2,632	27,422	..
Italy (including Fiume)	502,274	668,985	72,311	164,047	101,427	1,02,384	1,97,308	32,563	64,612	45,965
Austria	11,141	4,095	900	11,269	55	6,343	2,008	300	8,094	17
China (exclusive of Hongkong and Macao)	49,546	19,144	1,633	14,989	745	6,578	2,673	1,249	2,344	355
Japan	1,698,732	4,272,617	2,335,556	1,903,473	2,376,786	4,99,161	10,04,479	5,17,082	4,85,524	4,25,571
Portuguese East Africa	819	519	23,124	80	..	819	519	7,491	80	..
United States of America—										
Via Atlantic Coast	128,850	141,567	33,710	287,850	327,718	43,961	84,582	8,075	55,517	71,221
" Pacific "	10	55	..	9	6,729	13	22	..	6	1,440
Other Foreign Countries	6,416	15,326	4,361	2,791	11,416	3,613	6,494	4,494	1,931	3,637
TOTAL FOREIGN COUNTRIES	2,702,072	5,362,726	2,568,617	2,560,119	2,362,302	9,11,061	13,93,099	5,96,305	6,92,094	5,72,300
Share of Bengal	6,545,846	2,564,774	6,343,623	3,373,738	2,713,271	37,43,100	34,41,377	22,13,023	29,66,036	31,78,210
" Bombay	1,254,237	2,468,424	1,316,933	3,912,390	6,313,371	4,46,301	6,39,246	5,26,934	10,16,033	12,64,869
" Sind	299,758	316,351	153,940	317,909	308,531	1,02,933	1,96,067	46,433	74,712	31,144
" Madras	316,442	799,755	1,431,007	508,157	667,321	3,01,947	3,98,998	4,60,366	1,76,313	1,94,356
" Burma	1,178,044	2,307,105	1,055,332	884,115	167,411	4,25,793	7,86,012	3,95,775	2,90,806	41,337
TOTAL	10,094,317	15,956,409	10,851,694	14,494,357	16,476,905	40,20,574	53,62,200	36,47,531	45,23,435	47,60,916
Total Dyed Goods—										
United Kingdom (including Channel Islands)	Yards	Yards	Yards	Yards	Yards					
55,197,578	94,694,910	76,495,145	102,246,903	78,355,508	1,47,38,991	2,38,68,597	1,90,76,900	2,51,77,919	1,98,44,952	
Ceylon (excluding Maldives)	237,632	148,260	67,697	115,196	152,230	95,604	54,952	17,267	30,722	38,572
Straits Settlements	276,501	138,001	174,333	229,374	217,693	93,044	45,496	43,457	47,753	40,239
Hongkong	31,213	142,707	21,134	95,903	29,541	9,801	43,666	5,323	9,953	3,133
Union of South Africa	5,072	4,284	2,272	3,244	4,173	5,072	4,213	2,272	2,944	2,736
Kenya Colony	7,279	3,353	4,673	1,379	71	7,239	3,439	4,073	1,279	68
Other British Possessions	3,572	14,130	1,354	1,340	2,653	3,760	3,322	1,840	1,134	1,034
TOTAL BRITISH EMPIRE	55,808,847	95,146,195	76,767,613	102,693,329	79,261,924	1,49,53,561	2,40,18,640	1,91,51,737	2,52,71,769	1,99,39,834
Poland (including Danzig)	23,134	19,332
Germany	192,092	105,041	9,481	46,041	20,092	1,31,097	83,490	7,715	18,862	14,546
Netherlands	1,487,042	1,242,371	149,569	171,543	263,927	4,17,066	3,09,641	33,340	49,100	72,414
Belgium	20,784	50,741	5,494	40,044	14,403	15,794	30,769	4,160	26,372	11,123
France	146,339	55,010	6,629	185,805	46,120	63,466	29,759	9,133	74,171	21,116
Switzerland	1,505,539	3,225,399	34,663	2,036,104	2,236,426	6,33,963	13,62,533	45,873	10,59,205	3,11,213
Italy (including Fiume)	3,402,243	3,166,452	321,476	927,566	360,949	11,43,768	9,47,713	97,601	3,27,620	1,03,511
Austria	91,773	602,541	4,402	564,922	142,725	41,713	2,51,263	2,219	2,15,375	65,323
Iran	8,623	9,333	50,765	10,654	7,004	4,726	1,945	12,096	2,614	1,600
China (exclusive of Hongkong and Macao)	86,239	82,207	127,977	700,245	32,757	11,757	14,274	21,016	1,18,410	6,171
Japan	23,661,562	43,545,364	24,912,096	13,479,433	20,401,843	50,96,722	65,25,236	36,16,973	20,61,053	23,63,399
Portuguese East Africa	819	519	23,124	80	..	819	519	7,491	80	..
United States of America—										
Via Atlantic Coast	1,527,068	455,243	70,709	319,625	343,654	3,94,722	1,17,144	15,657	61,377	76,132
" Pacific "	10	55	..	9	6,773	13	22	..	6	1,472
Other Foreign Countries	23,300	16,315	23,530	13,243	21,520	10,400	6,713	9,147	7,021	5,350
TOTAL FOREIGN COUNTRIES	37,159,543	52,386,530	25,795,369	24,435,371	23,393,103	79,71,121	97,00,493	38,37,431	49,06,766	40,33,935

ARTICLES, AND COUNTRIES OF CONSIGNMENT; ALSO SHARE OF EACH PROVINCE	QUANTITY					VALUE				
	1931-32	1932-33	1933-34	1934-35	1935-36	1931-32	1932-33	1933-34	1934-35	1935-36
						₹	₹	₹	₹	₹
Textiles—continued										
Cotton—continued										
Manufactures—continued										
Piece goods—continued										
Coloured, Printed, or Dyed—continued										
Dyed goods—concluded										
Total Dyed Goods—continued	Yards	Yards	Yards	Yards	Yards					
Share of Bengal	27,129,004	44,141,528	22,639,397	33,519,695	26,992,793	72,46,211	86,96,360	62,58,244	76,77,067	63,29,244
" Bombay	21,619,988	39,571,102	30,926,219	42,496,328	31,770,663	49,77,750	1,03,55,999	78,54,022	1,15,24,809	84,24,724
" Sind	20,548,848	22,926,433	16,770,143	25,408,534	21,298,643	45,91,992	62,57,929	33,84,911	56,22,510	43,31,624
" Madras	5,226,209	11,951,399	12,179,920	10,899,314	10,966,476	14,38,016	26,22,370	26,93,575	23,29,464	22,91,124
" Burma	17,844,361	22,841,902	14,037,803	12,305,329	12,132,537	35,74,707	47,20,415	28,42,460	30,25,215	24,71,292
TOTAL	92,968,890	147,732,725	102,568,422	127,129,200	103,100,032	2,29,24,622	27,19,122	2,20,29,218	2,01,72,525	2,40,21,224
Woven coloured goods—										
Cambrics, (including Madapolams, Muslins, Mulls and Jaconets (III. F)—	Yards	Yards	Yards	Yards	Yards					
United Kingdom (including Channel Islands)	125,467	269,611	422,258	1,107,112	229,744	25,564	1,11,590	1,12,619	2,99,422	24,24
Netherlands	20,806	7,194
France	994	15,222	1,060	9,895
Switzerland	23,464	44,241	2,132	7,089	..	12,757	24,221	2,665	4,752	..
Italy (including Finme).	2,927	14,229	1,000	2,407	7,651	249
Austria	14,002	5,242	2,762	..	6,222	6,829	2,202	1,262	..	6,241
Japan	4,500	..	10,290	44,422	..	791	..	4,791	7,71
Other Foreign Countries	7,762	1,972	4,612	1,249
TOTAL FOREIGN COUNTRIES	50,225	106,019	6,906	17,479	59,815	22,691	64,554	4,279	9,544	12,04
Share of Bengal	105,214	246,292	227,080	621,962	360,029	60,920	1,16,225	62,227	1,69,447	17,24
" Bombay	6,226	74,422	102,129	76,227	61,777	1,225	22,009	21,766	19,472	12,24
" Sind	22,225	144,229	2,224	97,242	2,24
" Madras	12,000	..	1,240	4,220	..	2,222	..	222	1,762	..
" Burma	22,222	22,229	22,220	76,222	12,222	14,227	19,220	16,225	20,222	2,24
TOTAL	175,692	476,620	429,704	1,124,692	440,559	69,225	1,66,144	1,16,226	2,02,967	27,24
Chadars (III. F)—	Yards	Yards	Yards	Yards	Yards					
TOTAL BRITISH EMPIRE	420	2,022	210	725
TOTAL FOREIGN COUNTRIES	2,992	2,570	..
Share of Bombay	420	2,022	..	2,992	..	210	725	..	2,570	..
Checks, Spots and Stripes (III. F)—	Yards	Yards	Yards	Yards	Yards					
United Kingdom (including Channel Islands)	1,077,724	2,517,809	2,494,922	1,724,464	657,677	2,72,062	12,12,722	10,22,265	5,60,642	2,22,27
Other British Possessions	1,902	..	1,220	12,200	2,774	220	..	246	2,202	24
TOTAL BRITISH EMPIRE	1,079,626	2,517,809	2,496,142	1,736,664	660,451	2,72,282	12,12,722	10,22,511	5,62,844	2,22,291

No. 10—continued

ARTICLES, AND COUNTRIES OF CONSIGNMENT; ALSO SHARE OF EACH PROVINCE	QUANTITY					VALUE				
	1931-32	1932-33	1933-34	1934-35	1935-36	1931-32	1932-33	1933-34	1934-35	1935-36
<i>Articles—continued</i>						R	R	R	R	R
<i>Cotton—continued</i>										
<i>Manufactures—continued</i>										
<i>Piecegoods—continued</i>										
<i>Coloured, Printed, or Dyed—continued</i>										
<i>Woven coloured goods—continued</i>	Yards	Yards	Yards	Yards	Yards					
<i>Checks, Spots and Stripes (III. P)—continued</i>										
Belgium	28,507	13,398	18,892	9,085
Italy (including Fiume)	44,983	13,708	11,621	5,584
Japan	1,277,247	1,305,406	657,449	669,708	1,080,200	2,07,916	2,41,076	1,31,176	1,10,220	1,77,352
Other Foreign Countries	60	7,595	2,692	2,435	..	45	3,840	1,393	2,197	..
TOTAL FOREIGN COUNTRIES	1,350,747	1,340,107	660,111	672,228	1,080,200	2,07,974	2,59,586	1,32,569	1,21,417	1,77,352
<i>Share of Bengal</i>	<i>734,111</i>	<i>855,387</i>	<i>319,593</i>	<i>1,166,367</i>	<i>635,062</i>	<i>1,62,133</i>	<i>2,03,972</i>	<i>2,05,982</i>	<i>2,22,807</i>	<i>2,07,334</i>
" <i>Bombay</i>	<i>651,712</i>	<i>2,181,064</i>	<i>1,765,337</i>	<i>615,716</i>	<i>613,271</i>	<i>1,50,655</i>	<i>7,11,748</i>	<i>4,50,410</i>	<i>2,02,007</i>	<i>1,59,454</i>
" <i>Sind</i>	<i>..</i>	<i>..</i>	<i>..</i>	<i>6,991</i>	<i>..</i>	<i>..</i>	<i>..</i>	<i>..</i>	<i>2,218</i>	<i>..</i>
" <i>Madras</i>	<i>19,280</i>	<i>29,854</i>	<i>32,364</i>	<i>..</i>	<i>760</i>	<i>5,945</i>	<i>3,395</i>	<i>6,818</i>	<i>..</i>	<i>484</i>
" <i>Burma</i>	<i>1,144,390</i>	<i>1,309,311</i>	<i>1,533,620</i>	<i>691,433</i>	<i>442,777</i>	<i>3,51,893</i>	<i>5,42,304</i>	<i>4,43,410</i>	<i>1,55,233</i>	<i>94,213</i>
TOTAL	2,480,373	4,857,916	4,156,414	2,470,512	1,691,860	6,70,626	14,72,319	12,16,620	6,85,265	4,61,385
<i>Coatings and Trouserings including Cashmeres, Serges and Tweeds (III. P)—United Kingdom (including Channel Islands)</i>	Yards	Yards	Yards	Yards	Yards					
Other British Possessions	12	1,640	14,400	4,723	32,304	11	308	2,472	1,371	6,777
TOTAL BRITISH EMPIRE	760,574	1,186,760	1,276,991	2,209,529	2,223,079	3,27,538	6,36,019	6,91,798	11,05,724	9,12,803
<i>Poland (including Danzig)</i>	<i>1,965</i>	<i>23,286</i>	<i>..</i>	<i>..</i>	<i>..</i>	<i>1,055</i>	<i>21,148</i>	<i>..</i>	<i>..</i>	<i>..</i>
Germany	14,463	7,995	995	142	..	5,409	5,789	756	81	..
Netherlands	12,518	..	696	..	9,088	4,384	..	388	..	5,349
Belgium	57,110	93,490	5,798	19,008	18,264	32,924	55,951	3,697	12,573	12,215
Switzerland	2,770	4,062	..	4,451	..	2,067	6,560	..	3,308	..
Italy (including Fiume)	1,238,183	981,042	58,111	270,762	159,071	4,54,518	3,88,038	28,980	1,45,974	71,064
Iraq	12,887	14	6,525	9
Japan	299,118	1,080,195	1,169,991	931,491	1,112,878	32,073	2,20,928	2,29,454	2,11,509	2,00,141
Other Foreign Countries	12,861	2,230	1,713	5,776	21,353	7,293	2,774	2,502	1,074	2,370
TOTAL FOREIGN COUNTRIES	1,646,870	2,192,300	1,237,304	1,231,690	1,320,166	5,96,253	7,01,188	2,57,777	3,75,069	2,91,648
<i>Share of Bengal</i>	<i>404,293</i>	<i>752,354</i>	<i>962,323</i>	<i>1,212,285</i>	<i>1,332,735</i>	<i>1,40,799</i>	<i>2,26,005</i>	<i>2,15,958</i>	<i>2,54,337</i>	<i>2,32,285</i>
" <i>Bombay</i>	<i>401,185</i>	<i>334,592</i>	<i>792,303</i>	<i>971,772</i>	<i>755,319</i>	<i>1,98,846</i>	<i>3,90,743</i>	<i>3,38,907</i>	<i>4,74,752</i>	<i>2,80,428</i>
" <i>Sind</i>	<i>1,078,743</i>	<i>1,139,687</i>	<i>696,935</i>	<i>1,167,263</i>	<i>990,510</i>	<i>5,00,420</i>	<i>5,76,375</i>	<i>3,33,371</i>	<i>6,16,636</i>	<i>4,52,603</i>
" <i>Madras</i>	<i>333</i>	<i>..</i>	<i>1,759</i>	<i>1,753</i>	<i>..</i>	<i>433</i>	<i>..</i>	<i>359</i>	<i>358</i>	<i>..</i>
" <i>Burma</i>	<i>522,335</i>	<i>660,327</i>	<i>54,155</i>	<i>37,460</i>	<i>444,891</i>	<i>1,45,343</i>	<i>1,23,734</i>	<i>9,843</i>	<i>24,110</i>	<i>1,18,530</i>
TOTAL	2,407,444	3,379,060	2,513,395	3,441,159	3,542,245	3,83,836	13,37,207	9,49,575	14,80,798	12,04,451
<i>Articles (III. P)—</i>										
<i>United Kingdom (including Channel Islands)</i>	Yards	Yards	Yards	Yards	Yards					
	25,110	152,021	85,131	68,247	35,623	6,151	36,515	12,842	12,399	6,731

GENERAL IMPORTS

(436)

No. 10—continued

ARTICLES, AND COUNTRIES OF CONSIGNMENT; ALSO SHARE OF EACH PROVINCE	QUANTITY					VALUE				
	1931-32	1932-33	1933-34	1934-35	1935-36	1931-32	1932-33	1933-34	1934-35	1935-36
Textiles—continued										
Cotton—continued										
<i>Manufactures—continued</i>										
<i>Piece goods—continued</i>										
<i>Cotoured, Printed or Dyed—continued</i>										
<i>Woven coloured goods—continued</i>										
<i>Dhatis (III. P)—continued</i>	Yards	Yards	Yards	Yards	Yards					
Japan	810	157
Share of Bengal	4,500	152,081	85,131	56,577	35,626	1,470	38,515	12,842	11,013	6,781
" Bombay	810	157
" Madras	5,980	2,187
" Burma	14,630	11,870	..	2,494	1,386	..
TOTAL	25,110	152,891	85,131	68,247	35,626	6,151	38,672	12,842	12,899	6,781
Drills and Jeans (III. P)—										
United Kingdom (including Channel Islands)	Yards	Yards	Yards	Yards	Yards					
Straits Settlements	60	240	25	30
TOTAL BRITISH EMPIRE	44,103	17,165	4,150	179,390	66,861	9,437	14,046	6,113	87,121	16,176
Italy (including Fiume)	30,761	21,540	440	797	..	6,912	3,480	323	278	..
China (exclusive of Hongkong and Macao)	30,000	5,512	..
Japan	4,108,809	6,161,525	1,880,880	1,098,993	822,310	6,00,230	8,03,438	2,25,500	1,44,000	98,471
TOTAL FOREIGN COUNTRIES	4,139,064	6,183,065	1,881,329	1,129,790	822,310	6,07,151	8,06,918	2,25,823	1,49,790	98,471
Share of Bengal	903,144	382,695	601,919	979,175	483,361	1,50,185	55,524	80,420	1,46,385	66,711
" Bombay	1,720,565	4,314,289	765,710	114,005	91,200	2,49,893	5,76,943	93,387	12,358	8,739
" Sind	561,352	561,600	310,300	12,000	..	73,735	61,768	32,384	1,235	..
" Burma	998,108	941,648	207,050	204,000	309,810	1,42,775	1,26,724	25,745	25,933	31,148
TOTAL	4,183,167	6,200,230	1,885,479	1,809,180	880,171	6,16,688	8,20,964	2,31,936	1,86,911	1,14,948
Embroidered Allovers (III. P)—(a)				Yards	Yards					
United Kingdom (including Channel Islands)	18,080	12,726	7,766	5,514
Germany	14,980	31,966	6,638	16,266
France	13,004	21,113	4,579	11,223
Switzerland	22,732	146,282	6,909	52,911
Italy (including Fiume)	86,528	65,210	13,842	24,378
Austria	23,014	65,799	8,787	23,599
Japan	25,373	600	12,182	173
Egypt	20,597	7,849
TOTAL FOREIGN COUNTRIES	135,681	351,567	52,937	1,41,623
Share of Bengal	153,711	364,293	60,703	1,44,916
Flannel and Flannelettes (III. P)—				Yards	Yards					
United Kingdom (including Channel Islands)	Yards	Yards	Yards	Yards	Yards					
Straits Settlements	121,696	194,406	195,107	118,995	120,085	37,824	68,012	61,895	30,675	32,443
TOTAL BRITISH EMPIRE	121,696	194,406	277,151	119,895	120,085	37,824	68,012	79,763	30,675	32,443
Italy (including Fiume)	708,460	123,510	..	26,478	..	1,47,749	40,842	..	3,784	..
Japan	215,260	896,260	509,394	518,980	803,146	37,014	1,23,404	1,04,931	85,123	1,52,731
Other Foreign Countries	5,341	104	..	390	4	2,617	16	..	160	16
TOTAL FOREIGN COUNTRIES	929,061	1,019,874	509,394	542,798	803,150	1,87,380	1,64,268	1,04,931	89,072	1,52,809
Share of Bengal	185,526	749,261	122,784	649,793	475,349	34,066	97,922	24,294	1,16,970	30,379
" Bombay	95,687	42,194	6,249	..	13,761	24,197	8,838	1,459	..	3,431
" Sind	662,551	46,885	17,139	99,961	5,731	4,090
" Burma	206,993	375,940	640,373	12,000	434,125	66,980	1,19,733	1,54,851	2,855	1,00,836
TOTAL	1,050,757	1,214,280	786,545	662,693	923,235	2,25,204	2,32,274	1,84,694	1,19,926	1,85,257
Lungs and Sarongs (III. P)—				Yards	Yards					
United Kingdom (including Channel Islands)	Yards	Yards	Yards	Yards	Yards					
Straits Settlements	42	178,588	62,828	6,774	..	23	25,184	18,117	2,345
Union of South Africa	32	6	16
TOTAL BRITISH EMPIRE	179,122	1,017,280	278,107	337,126	304,901	72,804	3,84,439	56,619	1,81,301	1,24,810

(a) Separately recorded from 1934-35.

No. 10—continued

ARTICLES, AND COUNTRIES OF CONSIGNMENT: ALSO SHARE OF EACH PROVINCE	QUANTITY					VALUE				
	1931-32	1932-33	1933-34	1934-35	1935-36	1931-32	1932-33	1933-34	1934-35	1935-36
Textiles—continued						R	R	R	R	R
Cotton—continued										
Manufactures—continued										
Piecegoods—continued										
Coloured, Printed or Dyed—continued										
Woven coloured goods—continued										
Lungis and Sarongs (III. F) —continued	Yards	Yards	Yards	Yards	Yards					
Netherlands	896,148	788,891	23,601	1,67,283	2,40,438	10,469
Japan	6,414,235	6,733,736	5,922,602	6,386,321	7,942,458	14,85,627	11,19,427	8,98,178	10,96,714	14,01,342
Other Foreign Countries	12,648	80	104	2,409	20	69
TOTAL FOREIGN COUNTRIES	6,823,031	7,472,127	5,946,203	6,386,351	7,942,562	16,55,219	13,59,865	9,08,642	10,96,734	14,01,411
Share of Bengal	102,510	714,876	588,038	911,699	1,569,474	27,152	1,66,391	96,513	1,56,508	2,64,353
.. Bombay	21,693	16,499	5,181	5,630	3,307	1,504
.. Sind	38,020	18,400	27,907	21,266	..	13,400	6,611	9,533	9,969
.. Madras	87	7
.. Burma	6,877,950	7,720,012	5,609,091	5,783,871	6,656,636	16,95,344	15,61,206	3,60,633	10,62,084	12,61,392
TOTAL	7,002,153	8,489,407	6,219,310	6,723,477	8,247,463	17,28,023	17,44,304	9,65,261	12,28,125	15,26,221
Prints and Chints (III. F)—	Yards	Yards	Yards	Yards	Yards					
United Kingdom (including Channel Islands)	6,128	6,446	289,216	410,801	15,504	3,046	2,754	42,625	65,737	6,011
Other British Possessions	337	102	..
TOTAL BRITISH EMPIRE	6,128	6,446	289,216	411,138	15,504	3,046	2,754	42,625	65,839	6,011
Japan	18,000	56,288	59,192	2,016	4,548	6,831
Other Foreign Countries	300	589	997	47	969	188	240	743	71	460
TOTAL FOREIGN COUNTRIES	18,300	589	997	56,335	61,161	2,204	240	743	4,619	7,291
Share of Bengal	23,581	2,978	238,490	467,136	61,362	4,678	1,844	40,371	70,350	10,428
.. Bombay	255	3,468	1,235	..	969	250	910	2,268	..	460
.. Madras	337	102	..
.. Burma	592	589	488	..	4,334	422	240	299	..	3,414
TOTAL	24,428	7,035	240,213	467,473	66,665	5,250	2,994	43,368	70,458	13,302
Shirts and Scarves (III. F)—	Yards	Yards	Yards	Yards	Yards					
United Kingdom (including Channel Islands)	194,338	190,905	412,412	541,553	700,669	49,208	39,514	81,409	1,09,975	1,18,028
Germany	11,940	5,029	..
Japan	222,052	6,197	21,276	29,412	2,080	3,701
Other Foreign Countries	4,200	12,761	..	4,767	600	1,890	2,848	..	1,932	308
TOTAL FOREIGN COUNTRIES	4,200	12,761	222,052	22,904	21,876	1,890	2,848	29,412	9,041	4,009
Share of Bengal	142,581	131,905	564,734	658,460	700,519	37,205	36,421	87,233	1,16,073	1,12,407
.. Bombay	4,200	21,761	34	7,997	10,086	1,890	5,941	9	2,943	2,611
.. Madras	27,951	..	69,696	6,668	..	23,579
.. Burma	23,821	12,000	5,435	2,019
TOTAL	198,533	203,666	634,464	666,457	722,545	51,098	42,362	1,10,822	1,19,016	1,17,037
Hirtings (III. F)—	Yards	Yards	Yards	Yards	Yards					
United Kingdom (including Channel Islands)	1,272,046	4,060,530	2,718,968	4,940,462	3,040,477	4,91,820	13,72,543	7,22,154	10,80,132	6,55,722
Other British Possessions	5,384	6,128	2,268	162	2	1,932	728	182	41	2
TOTAL BRITISH EMPIRE	1,277,430	4,066,658	2,721,236	4,940,624	3,040,479	4,93,752	13,73,266	7,22,336	10,86,173	6,55,724

ARTICLES, AND COUNTRIES OF CONSIGNMENT; ALSO SHARE OF EACH PROVINCE	QUANTITY					VALUE				
	1931-32	1932-33	1933-34	1934-35	1935-36	1931-32	1932-33	1933-34	1934-35	1935-36
Textiles—continued										
Cotton—continued										
Manufactures—continued										
Piecegoods—continued										
Coloured, Printed, or Dyed—continued.										
Woven coloured goods—continued										
Shirtings (III. F)—continued	Yards	Yards	Yards	Yards	Yards					
Netherlands]	151,800	2,146	42,942	1,192
Italy (including Fiume)	452,243	172,636	..	4	..	1,04,091	40,239	..	10	..
Japan	3,374,300	4,005,002	1,516,093	2,258,893	4,123,635	7,41,296	7,33,352	2,74,971	3,86,392	6,20,912
Other Foreign Countries	33	1,653	6,403	270	..	40	1,232	3,233	49	..
TOTAL FOREIGN COUNTRIES	3,978,485	4,181,437	1,522,506	2,269,167	4,123,635	8,88,378	7,76,015	2,78,204	3,86,451	6,20,912
Share of Bengal	947,310	572,237	239,928	371,101	340,322	1,67,497	1,00,857	60,307	1,73,632	21,021
„ Bombay	222,551	625,520	141,309	52,323	37,349	58,620	1,15,930	51,160	22,176	44,111
„ Sind	272,962	1,322,022	2,260,689	4,447,541	2,803,761	90,111	5,42,129	5,63,416	9,44,013	2,22,411
„ Madras	7,120	..	89	1,840	..	62
„ Burma	2,748,032	5,151,355	1,610,732	1,546,163	3,922,822	10,64,062	13,90,305	3,32,596	3,22,752	322,411
TOTAL	5,255,915	8,248,095	4,242,742	7,212,791	7,164,114	12,82,130	21,49,231	10,07,540	14,72,624	14,86,621
Twills (III. F)—	Yards	Yards	Yards	Yards	Yards					
United Kingdom (including Channel Islands)	44,409	117,505	25,069	122,443	56,932	9,425	7,741	10,842	36,280	16,621
Aden and Dependencies	60,000	6,286
TOTAL BRITISH EMPIRE	44,409	117,505	85,069	122,443	56,932	9,425	7,741	17,128	36,280	16,621
Japan	999,130	2,577,845	727,100	262,591	418,794	1,55,745	3,36,040	90,411	37,261	56,466
Other Foreign Countries	6,165	719	293	3,382	..	1,738	279	393	1,411
TOTAL FOREIGN COUNTRIES	999,130	2,584,011	727,819	262,884	422,176	1,55,745	3,37,778	90,690	37,654	56,877
Share of Bengal	430,049	533,051	154,967	312,124	327,394	79,464	24,326	31,127	65,208	60,2
„ Bombay	325,570	1,991,435	423,800	54,922	22,914	65,777	2,51,429	42,326	7,212	2,4
„ Sind	120	12,000	..	165	1,363	..
„ Burma	211,800	72,000	229,309	580	117,600	28,774	9,305	23,255	251	12,2
TOTAL	1,042,539	2,601,516	822,076	385,352	479,108	1,65,170	2,45,560	1,07,818	73,984	75,6
Velvet and Velveteens (III. F)—	Yards	Yards	Yards	Yards	Yards					
United Kingdom (including Channel Islands)	190,243	267,715	282,807	541,006	413,241	1,40,468	1,06,572	2,02,762	4,26,903	2,12,5
Other British Possessions	13	22	..	263	502	41	107	..	265	3
TOTAL BRITISH EMPIRE	190,256	267,737	282,807	541,269	413,743	1,40,509	1,06,679	2,02,762	4,27,168	2,12,5
Germany	237,642	422,349	16,246	66,952	119,567	2,21,200	3,36,500	16,790	33,374	95,2
Netherlands	55,086	916	..	377	95	15,526	969	..	712	1
Belgium	1,404	3,099	607	1,245	5,755	1,777	3,631	1,313	3,097	2,1
Italy (including Fiume)	7,020	2,501	748	14,778	165	5,468	2,821	621	6,484	4
Czechoslovakia	6,443	3,956	985	2,620	1,472	12,294	8,407	2,097	7,519	2,9
Japan	664,210	2,520,410	2,200,042	7,061,686	3,794,213	2,89,977	7,78,140	6,24,440	23,16,746	10,62,4
Other Foreign Countries	373	1,852	..	5,913	1,265	254	1,814	..	3,457	1,5
TOTAL FOREIGN COUNTRIES	978,778	2,961,098	2,216,123	7,174,534	3,821,538	3,46,466	11,82,092	6,55,281	24,21,869	11,71,1

No. 10—continued

ARTICLES, AND COUNTRIES OF CONSIGNMENT; ALSO SHARE OF EACH PROVINCE	QUANTITY					VALUE				
	1931-32	1932-33	1933-34	1934-35	1935-36	1931-32	1932-33	1933-34	1934-35	1935-36
Textiles—continued						R	R	R	R	R
Cotton—continued										
Manufactures—continued										
Piecegoods—continued										
Coloured Printed or Dyed—continued										
Woven coloured goods—continued										
Velvet and Velveteens (III. P) —continued	Yards	Yards	Yards	Yards	Yards					
Share of Bengal	150,876	102,921	316,519	706,843	309,555	70,350	54,112	90,780	2,31,019	1,09,330
„ Bombay	463,343	1,247,986	1,355,579	3,690,077	1,922,073	2,79,868	5,65,511	4,32,565	13,20,263	6,40,774
„ Sind	540,780	1,329,373	905,584	1,955,934	610,306	3,31,090	7,32,007	2,71,487	6,45,367	1,76,517
„ Madras	3,345	43,144	17,745	14,625	491	3,442	26,675	11,124	7,865	239
„ Burma	5,010	452	2,400	1,343,974	1,592,851	2,505	366	2,037	5,34,523	5,65,763
TOTAL	1,163,134	3,228,880	2,500,980	7,716,453	4,335,276	6,86,955	13,78,771	8,58,023	28,49,057	14,84,338
Unspecified descriptions (III. P)—										
United Kingdom (including Channel Islands)	Yards	Yards	Yards	Yards	Yards					
Other British Possessions	..	30	3	..	15	5
TOTAL BRITISH EMPIRE	155,884	254,116	733,237	1,444,831	761,698	55,805	1,07,161	2,38,068	4,47,266	2,69,029
Germany	28,001	17,503	1,121	25,066	577	14,238	13,017	1,403	5,630	1,136
Belgium	89,439	69,461	24,052	33,052	12,300	61,094	49,018	15,343	26,729	9,143
Switzerland	19,597	2,553	..	3,304	..	10,439	1,071	..	7,054	..
Italy (including Fiume)	6,102	22,534	24,251	17,007	3,196	3,272	9,944	13,252	9,226	3,311
Austria	3,976	7,756	22	2,175	5,416	93
Japan	96,700	682,196	575,068	323,541	606,312	24,925	1,02,354	85,506	63,323	1,00,489
United States of America—										
Via Atlantic Coast	79	9,947	14,095	65,699	36	34	3,663	2,469	12,895	17
Other Foreign Countries	2,270	1,228	314	3,703	6,615	1,363	1,201	260	2,108	3,765
TOTAL FOREIGN COUNTRIES	246,164	305,417	633,901	494,133	622,643	1,17,625	1,80,268	1,18,233	1,32,335	1,17,954
Share of Bengal	297,323	422,033	399,433	1,643,009	962,500	1,04,476	1,24,091	2,93,731	4,73,030	3,12,995
„ Bombay	94,147	157,567	175,624	74,928	53,965	64,330	33,337	62,354	57,370	34,129
„ Madras	3,538	3	1,470	5
„ Burma	7,000	479,873	397,231	2,31,077	374,371	3,154	79,991	49,746	44,331	49,359
TOTAL	402,048	1,059,533	1,372,188	1,939,014	1,391,344	1,73,430	2,37,419	4,06,301	5,79,651	3,86,933
Total Woven Coloured Goods—										
United Kingdom (including Channel Islands)	Yards	Yards	Yards	Yards	Yards					
Aden and Dependencies	..	15	60,000	..	9	..	10	6,286	..	9
Straits Settlements	4,334	279	275,060	30,243	21,314	1,633	165	45,479	17,529	6,945
Other British Possessions	3,439	7,763	3,620	2,770	22,347	1,137	1,026	423	761	3,271
TOTAL BRITISH EMPIRE	4,204,643	11,260,505	10,318,333	13,849,177	3,303,696	16,73,970	41,91,244	34,05,193	43,61,227	23,44,125
Poland (including Danzig)	1,965	24,035	752	1,055	22,544	513
Germany	293,035	455,500	25,636	139,130	151,114	2,48,053	4,04,533	23,449	1,01,533	1,10,936
Netherlands	617,931	763,821	25,044	4,127	14,925	2,31,513	2,50,347	11,329	3,523	9,335
Belgium	176,460	181,525	30,457	53,305	7,000	1,14,137	1,19,051	20,353	42,399	30,453
France	3,599	24,431	1,667	24,392	21,416	2,331	16,439	2,520	11,209	12,149
Switzerland	53,503	57,044	3,133	51,574	146,232	33,763	33,733	2,665	25,594	52,911
Italy (including Fiume)	2,437,339	1,351,690	85,713	366,647	231,624	7,35,973	4,03,300	42,104	1,79,991	1,00,969

GENERAL IMPORTS

(440)

No. 10—continued

ARTICLES, AND COUNTRIES OF CONSIGNMENT; ALSO SQUARE OF EACH PROVINCE	QUANTITY					VALUE				
	1931-32	1932-33	1933-34	1934-35	1935-36	1931-32	1932-33	1933-34	1934-35	1935-36
Textiles—continued										
Cotton—continued										
Manufactures—continued										
Piecegoods—continued										
Coloured, Printed or Dyed—continued										
Woven coloured goods—continued										
Total Woven Coloured Goods—continued	Yards	Yards	Yards	Yards	Yards					
Austria	80,810	5,665	2,768	80,770	72,208	14,789	2,669	1,368	14,903	83,041
Czechoslovakia	10,078	3,956	985	5,998	1,472	14,745	8,407	2,097	5,608	2,986
Iraq	13,081	112	191	6,579	85	120
China (exclusive of Hongkong and Macao)	420	..	34,980	23,963	..	105	..	5,982	2,484
Japan	17,466,498	26,987,886	15,381,588	19,622,487	20,769,956	36,86,728	44,59,097	26,07,974	44,83,897	40,98,738
Egypt	20,597	7,849
United States of America—										
Via Atlantic Coast	139	22,712	14,195	66,399	384	129	6,517	2,562	13,112	294
Other Foreign Countries	97	15	431	41	20	96	15	82	31	11
TOTAL FOREIGN COUNTRIES	21,158,035	28,859,500	15,671,644	20,404,912	21,490,808	50,89,956	58,25,821	28,06,504	48,90,172	44,63,350
Share of Bengal	4,426,743	5,394,217	5,716,522	10,604,349	7,922,721	10,30,195	13,02,324	13,98,993	26,32,573	18,39,503
" Bombay	4,037,524	11,543,799	5,555,355	5,688,464	3,632,324	10,90,261	27,47,893	16,74,076	21,89,024	11,33,234
" Sind	3,016,488	5,444,538	4,246,552	7,974,525	4,395,343	10,95,478	19,31,770	12,70,842	23,21,652	11,83,603
" Madras	70,537	69,002	124,097	21,636	1,346	24,122	35,070	42,788	10,603	722
" Burma	15,211,361	17,253,549	10,247,956	9,984,585	14,341,070	35,23,220	39,99,708	19,24,510	31,97,536	30,65,413
TOTAL	25,362,713	40,120,105	25,890,482	34,254,089	30,294,504	67,62,926	1,00,17,065	62,11,697	92,51,399	73,07,475
Total Coloured, Printed or Dyed—	Yards	Yards	Yards	Yards	Yards					
United Kingdom (including Channel Islands)	110,270,875	194,326,118	142,400,278	213,067,703	155,253,352	2,85,35,940	4,87,62,528	3,54,11,400	5,04,79,100	3,77,67,229
Aden and Dependencies	874	1,975	65,346	12,200	43,133	829	1,070	7,364	2,131	5,919
Ceylon (excluding Maldives)	296,979	166,109	103,628	152,265	158,865	98,895	60,094	26,689	38,922	40,195
Straits Settlements	424,339	238,014	394,102	399,468	258,476	1,51,708	81,702	1,46,994	84,557	62,370
Hongkong	34,210	146,367	21,134	93,543	46,308	10,729	45,259	5,823	10,618	5,761
Union of South Africa	5,312	4,284	2,272	3,302	4,226	5,155	4,218	2,272	2,966	2,761
Kenya Colony	11,779	6,258	4,678	1,279	71	8,000	3,832	4,678	1,279	88
Other British Possessions	3,154	20,855	2,967	863	2,318	3,195	3,175	2,133	593	680
TOTAL BRITISH EMPIRE	111,047,522	194,909,995	143,499,400	213,785,618	155,768,739	3,88,14,465	4,89,61,873	3,58,06,758	5,06,20,187	3,78,55,089
Poland (including Danzig)	1,966	53,069	2,020	..	752	1,055	41,876	2,199	..	518
Germany	521,306	587,113	46,562	185,221	182,760	2,92,780	4,92,953	32,605	1,15,450	1,25,994
Netherlands	3,074,360	2,544,398	184,644	213,630	281,191	10,10,756	7,71,045	58,104	62,889	55,706
Belgium	204,566	232,266	35,951	108,613	51,384	1,31,262	1,49,820	24,513	71,484	41,597
France	155,969	79,958	6,937	210,598	68,160	71,013	46,879	12,520	85,948	34,220
Switzerland	1,611,989	3,320,963	86,223	3,058,356	2,390,356	6,87,954	14,11,262	48,912	10,98,859	3,67,633
Italy (including Fiume)	9,924,457	7,197,129	407,256	1,815,639	593,971	25,98,408	18,81,447	1,59,788	5,92,265	2,10,553
Austria	122,088	609,154	7,170	594,504	214,923	56,502	2,55,914	3,587	2,31,842	98,364
Czechoslovakia	24,072	12,776	3,472	9,452	6,552	20,216	12,126	5,917	10,808	4,45
Iraq	80,162	26,689	42,666	3,809	56,898	11,812	3,942	4,952	1,485	6,051
Iran	14,833	390,285	51,475	23,931	7,549	5,573	43,187	12,300	6,158	1,761
China (exclusive of Hongkong and Macao)	86,258	82,627	136,977	785,353	55,720	11,765	14,379	22,166	1,24,444	6,631
Japan	94,668,416	214,225,744	124,046,383	189,758,970	191,427,321	1,62,66,704	2,91,67,331	1,65,29,961	2,11,09,168	2,51,34,581
Egypt	187	15	1,952	14,423	20,676	171	14	1,235	3,070	7,904
Portuguese East Africa	819	519	23,124	120	40	819	519	7,491	107	19
United States of America—										
Via Atlantic Coast	1,741,752	518,188	90,608	620,936	396,351	4,41,461	1,35,226	24,426	1,21,689	95,963
" Pacific "	10	55	..	242	6,794	13	22	..	40	1,476
Other Foreign Countries	12,597	5,092	6,547	11,503	15,372	5,607	2,260	2,582	4,071	3,899
TOTAL FOREIGN COUNTRIES	112,195,746	329,885,940	125,184,067	147,365,866	195,779,229	2,17,13,872	3,44,50,142	1,69,28,308	2,36,95,377	2,67,27,830

No. 10—continued

ARTICLES, AND COUNTRIES OF CONSIGNMENT; ALSO SHARE OF EACH PROVINCE	QUANTITY					VALUE				
	1931-32	1932-33	1933-34	1934-35	1935-36	1931-32	1932-33	1933-34	1934-35	1935-36
Textiles—continued										
Cotton—continued										
Manufactures—continued										
Piecegoods—continued										
Coloured, Printed or Dyed—con- tinued										
Total Coloured, Printed or Dyed—continued	Yards	Yards	Yards	Yards	Yards					
Share of Bengal	63,636,181	82,932,220	66,278,277	85,334,004	81,149,390	1,23,70,348	1,76,40,134	1,09,70,610	1,68,36,063	1,49,60,267
“ Bombay	53,327,024	148,826,574	110,160,613	131,200,473	128,344,720	1,21,82,132	2,83,03,536	2,08,56,440	2,73,14,649	2,22,57,025
“ Sind	67,267,896	85,983,640	41,497,452	73,020,416	60,007,923	1,27,06,038	1,76,40,948	84,44,398	1,49,42,790	1,12,07,846
“ Madras	6,030,014	16,484,939	16,729,293	17,740,436	18,858,317	14,91,990	37,11,046	37,06,972	37,78,501	39,80,308
“ Burma	62,892,116	80,669,662	44,017,822	63,236,666	63,187,642	1,17,98,770	1,62,16,308	86,67,646	1,14,44,661	1,22,16,676
TOTAL	323,248,268	424,795,985	268,683,467	361,100,984	351,547,062	5,05,28,837	8,84,12,020	5,25,36,066	7,48,15,564	6,46,12,919
Fents of all descriptions not more than 9 yards in length* (III. F)—	Yards	Yards	Yards							
United Kingdom (including Channel Islands)	5,849,427	9,182,604	10,418,373	—	—	11,42,086	15,41,691	15,20,833	—	—
Aden and Dependencies	44,080	849	—	—	..	11,518	283	—	—
Kenya Colony	18,651	12,171	19,867	—	—	4,367	4,012	6,895	—	—
Other British Possessions	13,766	17,146	9,599	—	—	4,697	5,411	3,032	—	—
TOTAL BRITISH EMPIRE	5,876,843	9,255,901	10,448,688	—	—	11,51,139	16,62,632	15,30,548	—	—
Germany	90,476	34,404	27,524	—	—	18,647	6,281	6,204	—	—
France	90,695	20,824	..	—	—	20,004	6,485	..	—	—
Switzerland	47,124	200,286	88,916	—	—	10,687	67,101	27,410	—	—
Italy (including Rome)	54,626	5,347	..	—	—	11,697	1,897	..	—	—
Japan	6,047	1,187,115	8,121,783	—	—	961	1,22,189	11,78,618	—	—
United States of America—										
Via Atlantic Coast	15,586,160	17,971,960	16,505,662	—	—	21,26,099	27,01,356	15,83,439	—	—
“ Pacific “	82	—	—	50	—	—
Other Foreign Countries	11,365	41,684	4,053	—	—	2,247	5,289	1,347	—	—
TOTAL FOREIGN COUNTRIES	16,686,526	19,411,610	23,747,888	—	—	21,66,292	29,10,098	27,96,918	—	—
Share of Bengal	1,060,336	1,660,433	2,324,027	—	—	1,62,230	1,71,608	2,47,384	—	—
“ Bombay	13,439,094	23,588,661	24,094,216	—	—	22,40,283	37,87,400	31,22,785	—	—
“ Sind	7,217,349	3,380,043	6,919,703	—	—	5,26,323	6,02,702	8,96,968	—	—
“ Madras	17,194	18,497	67,152	—	—	4,481	3,696	11,932	—	—
“ Burma	27,396	31,977	286,478	—	—	4,164	7,426	48,652	—	—
TOTAL	21,762,368	28,667,511	34,191,576	—	—	33,37,431	44,72,730	48,27,461	—	—
Fents, others (III. F)*—	Yards	Yards	Yards							
United Kingdom (including Channel Islands)	652,202	1,530,676	667,542	—	—	1,69,062	3,87,361	1,38,282	—	—
Straits Settlements	6,576	..	—	—	..	1,839	..	—	—
TOTAL BRITISH EMPIRE	652,202	1,537,251	667,542	—	—	1,69,062	3,89,200	1,38,282	—	—
Japan	71,400	68,484	69,767	—	—	8,901	6,734	6,820	—	—
United States of America—										
Via Atlantic Coast	780,972	1,482,690	47,228	—	—	1,06,818	3,17,706	6,266	—	—
Other Foreign Countries	21,628	12,854	1,566	—	—	4,890	5,216	656	—	—
TOTAL FOREIGN COUNTRIES	874,000	1,614,028	118,561	—	—	1,79,609	3,29,656	13,742	—	—
Share of Bengal	345,363	134,455	60,316	—	—	66,409	24,634	5,386	—	—
“ Bombay	774,655	2,664,398	311,899	—	—	1,96,323	6,03,693	68,377	—	—
“ Sind	406,384	342,967	383,909	—	—	73,939	89,139	75,261	—	—
“ Madras	9,676	..	—	—	..	1,440	..	—	—
TOTAL	1,526,202	3,051,279	766,123	—	—	3,32,671	7,18,866	1,62,024	—	—

* Not included under " cotton piece goods " from 1934-35.

GENERAL IMPORTS

(442)

No. 10—continued

ARTICLES, AND COUNTRIES OF CONSIGNMENT; ALSO SHARE OF EACH PROVINCE	QUANTITY					VALUE				
	1931-32	1932-33	1933-34	1934-35	1935-36	1931-32	1932-33	1933-34	1934-35	1935-36
Textiles—continued										
Cotton—continued										
Manufactures—continued										
Piecegoods—continued										
Total of Fents (III. P) (a)—	Yards	Yards	Yards							
United Kingdom (including Channel Islands)	6,501,639	10,718,179	11,080,015	—	—	18,01,147	10,29,052	10,59,115	—	—
Aden and Dependencies	..	44,080	849	—	—	..	11,518	288	—	—
Kenya Colony	18,651	12,171	19,867	—	—	4,857	4,012	6,395	—	—
Other British Possessions	18,765	23,722	9,599	—	—	4,697	7,250	3,032	—	—
TOTAL BRITISH EMPIRE	6,529,045	10,798,152	11,111,330	—	—	18,10,201	19,51,832	16,68,825	—	—
Germany	100,234	34,674	27,917	—	—	15,790	6,723	6,806	—	—
France	90,992	21,862	..	—	—	20,964	6,836	..	—	—
Switzerland	48,994	209,336	90,109	—	—	11,191	70,525	27,964	—	—
Italy (including Fiume)	57,167	7,487	..	—	—	12,355	2,364	..	—	—
Japan	77,447	1,205,599	3,191,500	—	—	9,862	1,28,923	11,85,338	—	—
United States of America—										
Vid Atlantic Coast	16,366,132	19,404,640	15,552,890	—	—	22,91,017	30,19,062	15,89,705	—	—
" Pacific "	32	—	—	50	—	—
Other Foreign Countries	18,527	42,040	4,052	—	—	3,772	5,321	1,347	—	—
TOTAL FOREIGN COUNTRIES	16,759,525	20,925,638	23,806,469	—	—	23,65,901	32,39,754	28,10,660	—	—
Share of Bengal	1,408,092	1,794,828	2,224,342	—	—	2,22,629	1,96,290	2,52,270	—	—
" Bombay	14,212,649	26,150,853	24,436,715	—	—	25,25,006	43,30,993	31,21,102	—	—
" Sind	7,624,233	3,723,006	7,303,612	—	—	9,00,222	5,91,841	9,74,229	—	—
" Madras	17,194	23,072	67,152	—	—	4,421	5,026	11,932	—	—
" Burma	27,326	21,277	222,472	—	—	4,154	7,422	43,952	—	—
TOTAL	23,288,570	31,718,790	34,977,099	—	—	36,76,102	51,91,586	44,79,485	—	—
Total Piecegoods—	Yards	Yards	Yards	Yards	Yards					
United Kingdom (including Channel Islands)	329,497,817	597,116,893	425,832,552	552,393,960	439,676,968	7,95,98,082	12,09,65,885	8,74,64,514	11,14,40,099	9,00,54,717
Aden and Dependencies	7,768	46,135	66,195	54,280	42,366	2,067	12,608	7,647	7,212	5,967
Ceylon (excluding Maldives)	532,124	329,885	240,659	264,392	324,343	1,59,706	1,04,557	57,002	62,569	68,984
Straits Settlements	549,717	389,509	1,026,300	508,057	312,489	1,93,524	1,23,613	1,75,223	1,09,955	75,681
Hongkong	85,822	175,877	22,292	99,435	49,810	24,781	52,997	5,958	10,903	5,892
Union of South Africa	12,692	10,259	9,787	3,427	4,226	7,322	6,254	4,619	3,077	2,756
Kenya Colony	51,830	20,480	24,525	1,279	71	16,254	8,667	11,061	1,279	68
Other British Possessions	8,673	26,656	6,667	1,973	2,788	4,426	6,255	2,123	1,525	936
(TOTAL BRITISH EMPIRE)	884,751,964	592,127,699	427,220,023	558,322,363	440,311,791	8,00,02,292	12,12,80,826	8,77,29,177	11,16,36,089	9,02,00,051
Poland (including Danzig)	1,055	53,069	2,020	..	752	1,055	41,875	2,199	..	518
Germany	711,185	709,973	122,981	304,518	326,641	4,63,310	5,50,241	49,762	1,89,421	2,01,000
Netherlands	6,623,921	4,775,312	1,622,136	2,222,222	1,744,981	20,63,899	14,24,621	4,52,394	6,18,777	4,26,192
Belgium	249,983	300,173	35,951	115,424	52,505	1,50,481	1,70,859	24,513	75,662	42,320
France	700,151	321,652	40,569	313,730	143,245	2,10,630	1,74,615	26,737	1,23,323	54,251
Switzerland	7,525,222	10,026,725	791,187	7,641,609	5,390,954	24,08,462	29,73,504	3,20,068	27,73,815	23,24,161
Italy (including Fiume)	11,181,105	7,782,726	478,064	2,205,953	786,920	29,06,972	21,07,552	1,66,442	8,01,420	2,75,798
Austria	704,350	1,762,715	165,101	1,423,764	803,992	2,44,243	8,75,928	99,855	6,80,008	4,58,206
Czechoslovakia	24,072	12,776	3,472	9,452	6,552	20,215	12,126	5,917	10,803	4,452
Iraq	24,572	22,222	44,022	39,406	59,920	12,790	4,467	5,022	4,055	5,075
Iran	17,376	429,222	70,212	23,961	7,540	5,297	43,662	15,612	6,172	1,752
China (exclusive of Hongkong and Kowloon)	2,998,951	746,947	160,177	1,189,900	56,109	6,25,314	1,07,897	25,226	1,29,902	2,724

(a) Not included under Cotton piecegoods from 1934-35.

No. 10—continued

ARTICLES, AND COUNTRIES OF CONSIGNMENT; ALSO SHARE OF EACH PROVINCE	QUANTITY					VALUE				
	1931-32	1932-33	1933-34	1934-35	1935-36	1931-32	1932-33	1933-34	1934-35	1935-36
Textiles—continued						R	R	R	R	R
Cotton—continued										
Manufactures—continued										
Piecegoods—concluded										
Total Piecegoods—continued	Yards	Yards	Yards	Yards	Yards					
Japan	389,781,843	579,734,861	849,041,248	373,774,000	495,733,045	5,45,20,421	7,85,38,598	4,43,12,791	5,10,58,472	6,35,26,085
Egypt	215	34,431	1,982	14,548	20,676	217	2,766	1,285	3,131	7,006
Portuguese East Africa	1,449	1,123	23,475	130	40	1,029	722	7,608	107	10
United States of America—										
Via Atlantic Coast	19,227,437	20,844,732	15,904,408	987,168	725,652	30,49,527	32,59,854	16,68,740	2,12,437	1,80,895
" Pacific "	42	80	..	242	6,794	63	28	..	40	1,476
Other Foreign Countries	13,985	15,595	9,967	14,710	30,694	8,125	6,757	3,770	5,414	7,199
TOTAL FOREIGN COUNTRIES	390,861,980	627,150,903	868,533,159	390,391,392	506,416,331	6,67,03,210	9,13,10,326	4,71,89,136	5,76,62,151	6,75,96,123
Share of Bengal	325,962,369	353,216,693	307,935,624	332,903,633	395,323,516	3,92,06,071	5,47,41,555	3,22,30,834	4,71,54,473	4,49,54,743
" Bombay	171,032,843	334,965,665	365,805,374	262,076,373	263,525,133	3,34,58,733	5,92,53,208	4,43,70,056	4,94,43,134	4,35,47,624
" Sind	318,102,803	303,336,007	171,161,055	237,230,302	223,106,092	4,02,50,917	5,97,40,148	2,83,30,233	4,14,11,030	3,70,42,672
" Madras	61,697,669	93,368,363	70,653,477	71,163,309	65,808,372	1,27,41,531	1,73,39,211	1,35,35,259	1,34,69,217	1,19,31,031
" Burma	93,223,250	140,341,939	30,187,653	30,339,096	33,980,504	2,19,43,235	2,30,17,042	1,53,50,931	1,73,10,946	2,00,10,304
TOTAL	775,618,394	1,225,278,662	795,763,182	943,713,755	946,728,672	14,67,05,492	21,25,91,162	13,49,17,313	16,92,88,340	15,77,96,179
Goods of Cotton mixed with other materials (III. P) (a)—				Yards	Yards					
United Kingdom (including Channel Islands)	—	—	—	27,668	86,167	—	—	—	18,782	43,791
Germany	—	—	—	17,524	8,084	—	—	—	18,015	12,133
France	—	—	—	1,394	7,599	—	—	—	2,123	18,901
Japan	—	—	—	136,664	130,293	—	—	—	34,143	25,011
Other Foreign Countries	—	—	—	4,007	1,377	—	—	—	2,150	1,307
TOTAL FOREIGN COUNTRIES	—	—	—	159,579	147,328	—	—	—	56,441	58,907
Share of Bengal	—	—	—	109,635	133,869	—	—	—	44,240	63,532
" Bombay	—	—	—	4,324	13,310	—	—	—	4,695	26,779
" Sind	—	—	—	30,694	34,769	—	—	—	10,163	16,163
" Madras	—	—	—	3,594	1,307	—	—	—	8,137	1,057
" Burma	—	—	—	43,450	40	—	—	—	3,033	52
TOTAL	—	—	—	187,247	233,495	—	—	—	76,223	1,07,632
Rope (III. P)—	Lbs.	Lbs.	Lbs.	Lbs.	Lbs.					
United Kingdom (including Channel Islands)	765,381	727,272	553,290	653,622	753,707	6,84,133	5,89,845	4,50,127	5,59,200	6,73,043
Other British Possessions	89	1,311	46	134	..	63	1,041	23	34	..
TOTAL BRITISH EMPIRE	765,470	728,583	553,336	653,756	753,707	6,84,200	5,90,886	4,50,150	5,59,234	6,73,043
Germany	8,521	2,563	12	..	115	10,015	2,850	6	..	259
Japan	7,490	6,327	43,564	53,106	14,475	5,094	4,058	32,941	41,949	8,054
United States of America—										
Via Atlantic Coast	26,046	16,300	14,972	19,499	4,533	23,987	19,025	13,358	20,303	5,036
Other Foreign Countries	1,230	103	95	1	800	735	93	245	1	444
TOTAL FOREIGN COUNTRIES	43,337	25,093	58,643	72,606	19,923	44,331	26,026	46,550	62,343	13,793
Share of Bengal	25,335	61,331	53,433	61,330	61,751	33,365	34,716	45,330	46,106	47,752
" Bombay	739,195	625,300	430,333	593,791	624,343	6,67,633	5,95,410	3,93,033	5,08,013	6,31,336
" Sind	6,511	12,935	9,111	37,945	16,532	4,467	11,377	6,693	23,319	12,740
" Madras	36,694	51,146	66,803	45,879	76,346	33,617	42,410	50,204	36,791	93,473
" Burma	632	3,069	940	2,397	5,313	691	2,500	933	2,239	4,335
TOTAL	808,807	753,661	610,979	731,362	773,635	7,30,131	6,16,912	4,96,705	6,21,577	6,92,736

(a) Separately recorded from 1934-35.

GENERAL IMPORTS

(444)

No. 10—continued

ARTICLES, AND COUNTRIES OF CONSIGNMENT; ALSO SHARE OF EACH PROVINCE	QUANTITY					VALUE				
	1931-32	1932-33	1933-34	1934-35	1935-36	1931-32	1932-33	1933-34	1934-35	1935-36
Textiles—continued						R	R	R	R	R
Cotton—continued										
Manufactures—continued										
Thread—										
Sewing or Darning (III. P)—	Lbs.	Lbs.	Lbs.	Lbs.	Lbs.					
United Kingdom (including Channel Islands)	1,622,791	1,798,707	1,628,630	1,841,154	1,601,659	47,26,094	48,86,641	44,53,521	48,65,865	43,06,759
Other British Possessions	771	584	637	841	906	1,823	1,852	1,643	2,705	2,728
TOTAL BRITISH EMPIRE	1,622,562	1,794,291	1,629,317	1,841,995	1,602,655	47,26,917	48,88,493	44,55,164	48,68,570	43,09,497
Germany	1,315	1,466	3,547	1,925	207	5,347	3,625	8,798	2,878	861
Netherlands	84,656	164,678	132,088	218,439	197,989	2,33,431	4,58,167	2,53,804	6,01,650	4,93,017
Belgium	10,002	18,737	22,011	26,292	17,109	40,892	41,112	50,103	59,361	35,962
France	14,708	8,234	8,649	7,216	7,257	68,794	25,946	23,363	24,804	27,788
Italy (including Fiume)	58,508	3,270	..	220	..	1,42,590	3,802	..	251	..
Austria	61,199	76,961	58,358	93,389	128,792	1,51,838	1,59,268	1,35,070	2,23,927	3,09,927
Japan	2,862	3,240	15,107	68,605	65,805	3,173	5,682	11,438	1,01,971	1,08,983
Other Foreign Countries	980	1,857	376	1,502	13	1,268	3,886	1,460	3,340	58
TOTAL FOREIGN COUNTRIES	243,178	278,642	240,131	422,590	417,172	6,42,478	7,21,938	5,99,034	10,23,277	9,63,591
Share of Bengal	508,657	493,390	655,911	493,103	558,256	14,77,072	13,62,237	18,30,993	13,01,364	14,73,152
“ Bombay	693,667	816,038	744,113	1,013,763	773,866	20,71,636	22,66,558	20,31,353	26,36,197	20,59,267
“ Sind	178,316	137,142	166,614	192,781	174,535	2,56,858	2,42,170	2,13,246	2,65,742	2,52,923
“ Madras	316,304	262,667	197,410	162,463	183,297	5,22,707	5,06,716	5,17,564	4,69,656	5,03,474
“ Burma	274,896	318,696	322,100	396,475	329,892	10,41,064	11,42,760	10,61,948	12,14,988	2,84,567
TOTAL	1,870,740	2,072,933	1,269,448	2,264,585	2,019,827	53,69,305	56,10,481	50,54,198	58,91,847	52,73,088
Others (III. P) (a)—				Lbs.	Lbs.					
United Kingdom (including Channel Islands)	—	—	—	198,152	212,356	—	—	—	6,55,402	6,64,433
Other British Possessions	—	—	—	263	381	—	—	—	509	1,187
TOTAL BRITISH EMPIRE	—	—	—	198,415	212,737	—	—	—	6,55,911	6,65,620
Germany	—	—	—	2,330	5,137	—	—	—	9,704	14,646
Belgium	—	—	—	1,517	113	—	—	—	5,004	504
France	—	—	—	61,562	41,957	—	—	—	3,12,728	2,55,069
Italy (including Fiume)	—	—	—	290	7,360	—	—	—	434	9,343
Iran	—	—	—	—	2,278	—	—	—	—	14,402
Japan	—	—	—	311,062	463,661	—	—	—	1,91,261	2,28,850
Other Foreign Countries	—	—	—	1,900	22	—	—	—	5,101	25
TOTAL FOREIGN COUNTRIES	—	—	—	368,661	520,528	—	—	—	5,24,227	5,32,344
Share of Bengal	—	—	—	293,233	445,716	—	—	—	2,69,499	3,17,994
“ Bombay	—	—	—	100,656	101,172	—	—	—	3,47,973	3,27,763
“ Sind	—	—	—	46,286	63,674	—	—	—	2,16,355	2,15,475
“ Madras	—	—	—	284	2,299	—	—	—	1,495	9,979
“ Burma	—	—	—	126,568	120,435	—	—	—	3,45,725	3,17,354
TOTAL	—	—	—	567,076	733,265	—	—	—	11,80,138	11,83,464
Towels in the piece (III. P)—	Yards	Yards	Yards	Yards	Yards					
TOTAL BRITISH EMPIRE	1,133	7,060	7,367	3,507	4,009	440	3,933	6,100	1,501	1,703
TOTAL FOREIGN COUNTRIES	950	80	1,089	46

(a) Separately recorded from 1934-35.

No. 10—continued

ARTICLES, AND COUNTRIES OF CONSIGNMENT; ALSO SHARE OF EACH PROVINCE	QUANTITY					VALUE				
	1981-82	1982-83	1983-84	1984-85	1985-86	1981-82	1982-83	1983-84	1984-85	1985-86
Textiles—continued										
Cotton—continued										
Manufactures—continued										
Towels in the piece (III. P)— continued	Yards	Yards	Yards	Yards	Yards	₹	₹	₹	₹	₹
Share of Bengal	414	667	27	190	..	230	365	200	89
“ Bombay	1,078	6,169	5,975	2,328	1,910	411	3,409	5,340	1,613	758
“ Sind	12	..	30	6	..	46
“ Madras	60	270	960	1,210	1,554	29	81	222	487	588
“ Burma	207	63	892	355	..	114	160	240	288
TOTAL	1,138	7,060	7,367	4,457	4,039	440	3,983	6,100	2,540	1,749
Other sorts of manufactures (III. P)—	Lbs.	Lbs.	Lbs.	Lbs.	Lbs.					
United Kingdom (including Channel Islands)	279,556	525,873	423,545	435,110	412,901	6,75,049	9,94,429	7,91,043	4,35,925	4,02,529
Straits Settlements	6,048	12,817	17,137	2,516	53,854	7,581	7,642	6,019	1,867	45,074
Other British Possessions	3,360	846	3,244	593	320	5,547	1,114	3,092	669	449
TOTAL BRITISH EMPIRE	288,964	539,536	443,926	438,224	467,075	6,89,077	10,08,185	8,00,764	4,38,451	5,08,052
Germany	41,264	33,794	22,519	15,154	20,955	51,669	1,06,891	62,384	40,025	24,745
Netherlands	5,415	4,439	875	2,004	1,776	8,079	11,839	1,241	2,944	1,938
Belgium	16,139	22,398	23,723	22,009	50,291	21,418	32,115	32,385	30,340	72,991
France	71,747	109,324	77,949	12,304	1,741	2,21,772	4,25,735	3,31,939	22,587	2,901
Italy (including Trieste)	130,740	74,199	22,346	30,215	28,907	98,929	70,872	34,144	54,727	44,653
Czechoslovakia	6,009	3,804	1,904	800	..	8,879	5,224	2,186	286	..
China (exclusive of Hongkong and Macao)	4,919	9,668	11,517	7,394	2,855	8,503	10,570	18,546	7,515	3,585
Japan	747,480	1,207,835	610,743	187,450	153,899	4,81,089	6,04,457	3,61,325	1,48,234	1,04,079
United States of America—										
Via Atlantic Coast	8,607	10,767	22,541	11,229	12,751	9,173	15,324	20,396	6,923	10,694
“ Pacific “	65	5	120	1
Other Foreign Countries	2,171	1,046	1,833	652	1,011	2,365	1,308	1,656	1,045	1,047
TOTAL FOREIGN COUNTRIES	1,034,556	1,482,799	795,955	289,211	274,191	9,11,755	12,85,385	8,61,452	3,14,581	2,60,934
Share of Bengal	933,098	1,236,473	686,140	206,931	202,054	6,90,785	7,96,767	5,24,510	1,94,399	1,81,755
“ Bombay	178,848	300,334	306,134	230,431	233,973	3,07,181	4,33,453	3,53,964	2,35,655	2,92,311
“ Sind	62,604	65,800	71,375	28,722	48,339	1,43,375	1,63,057	1,32,498	24,164	40,959
“ Madras	67,987	64,172	43,764	33,405	29,920	1,00,543	1,01,653	33,245	62,327	70,232
“ Burma	130,983	315,589	227,408	174,915	176,975	3,58,949	7,38,625	5,07,991	1,36,587	1,32,779
TOTAL	1,428,520	2,022,308	1,239,831	727,455	741,266	16,00,832	22,38,570	16,62,205	7,53,032	7,75,586
Total value of Cotton manu- factures (including Twist and Yarn)—										
United Kingdom (including Channel Islands)	—	—	—	—	—	9,87,74,855	14,21,95,058	10,42,78,320	12,99,49,957	10,79,24,388
Aden and Dependencies	—	—	—	—	—	2,087	12,623	7,647	7,837	9,485
Ceylon (excluding Maldives)	—	—	—	—	—	1,64,927	1,12,575	60,032	65,589	59,213
Straits Settlements	—	—	—	—	—	2,30,966	1,98,262	1,85,523	1,26,409	1,50,827
Hongkong	—	—	—	—	—	3,06,933	2,98,931	1,26,130	92,621	4,31,176
Union of South Africa	—	—	—	—	—	8,298	7,027	4,619	3,077	2,753
Kenya Colony	—	—	—	—	—	16,680	8,777	11,101	1,390	723
Other British Possessions	—	—	—	—	—	6,291	6,641	5,064	4,090	2,230
TOTAL BRITISH EMPIRE	—	—	—	—	—	9,95,11,262	14,28,39,899	10,46,78,436	13,02,44,500	10,85,80,300

GENERAL IMPORTS

(446)

No. 10—continued

ARTICLES, AND COUNTRIES OF CONSIGNMENT; ALSO SHARE OF EACH PROVINCE	QUANTITY					VALUE				
	1931-32	1932-33	1933-34	1934-35	1935-36	1931-32	1932-33	1933-34	1934-35	1935-36
						R	R	R	R	R
Textiles—continued										
Cotton—continued										
Manufactures—continued										
Total value of Cotton manufactures (including Twist and Yarn)—continued										
Poland (including Danzig)	—	—	—	—	—	1,055	41,375	2,464	..	512
Germany	—	—	—	—	—	8,24,970	8,91,738	2,95,342	4,39,125	4,12,567
Netherlands	—	—	—	—	—	29,74,372	21,28,111	8,07,031	12,88,221	10,83,578
Belgium	—	—	—	—	—	2,56,896	2,29,258	1,15,578	1,77,313	1,84,728
France	—	—	—	—	—	6,18,742	7,12,417	3,90,428	4,95,082	2,62,474
Switzerland	—	—	—	—	—	24,74,440	40,54,928	2,24,667	27,85,505	23,68,528
Italy (including Fiume)	—	—	—	—	—	23,11,608	22,10,749	2,20,951	9,03,764	3,89,358
Austria	—	—	—	—	—	3,97,475	10,61,119	2,24,925	9,28,501	7,60,190
Czechoslovakia	—	—	—	—	—	80,828	17,797	9,318	20,620	11,968
Iraq	—	—	—	—	—	16,259	4,538	8,328	4,074	6,442
Iran	—	—	—	—	—	6,317	51,564	56,077	57,704	29,737
Siam	—	—	—	—	—	630	56,509	49,675	411	792
China (exclusive of Hong-kong and Macao)	—	—	—	—	—	98,64,389	25,81,772	65,22,180	94,10,121	90,41,223
Japan	—	—	—	—	—	6,79,00,861	10,18,92,255	6,19,32,551	7,06,16,468	8,80,98,066
Egypt	—	—	—	—	—	764	2,377	1,959	3,160	9,661
Portuguese East Africa	—	—	—	—	—	1,069	725	7,622	107	48
United States of America—Via Atlantic Coast	—	—	—	—	—	22,22,917	23,99,923	17,69,694	3,25,408	2,49,662
“ Pacific “	—	—	—	—	—	193	24	..	98	1,565
Other Foreign Countries	—	—	—	—	—	8,954	6,392	6,092	7,416	10,059
TOTAL FOREIGN COUNTRIES	—	—	—	—	—	9,20,20,424	12,54,29,568	7,27,55,791	8,78,73,219	10,29,54,284
Share of Bengal	—	—	—	—	—	5,28,62,831	7,12,54,492	4,27,03,794	6,16,76,122	6,16,12,222
“ Bombay	—	—	—	—	—	6,15,03,921	2,12,62,579	5,33,93,723	6,91,88,126	6,69,69,129
“ Sind	—	—	—	—	—	6,14,25,289	5,44,97,422	3,02,86,612	4,30,79,622	3,65,48,196
“ Madras	—	—	—	—	—	2,90,21,126	2,73,58,739	1,98,87,674	2,06,44,221	1,96,22,122
“ Burma	—	—	—	—	—	2,58,68,229	2,27,05,272	2,00,99,224	2,21,62,297	2,58,24,193
TOTAL	—	—	—	—	—	19,15,41,696	26,82,79,487	17,74,24,197	21,76,17,719	21,15,34,884
Total value of Cotton, Raw and Manufactures	—	—	—	—	—	26,18,81,468	34,08,52,769	21,30,04,891	27,04,57,008	27,89,62,080
Fents of all descriptions not exceeding 4 yards in length (III, T) (a)—				Yards	Yards					
United Kingdom (including Channel Islands)	—	—	—	9,237,849	7,620,739	—	—	—	12,90,340	9,60,428
Other British Possessions	—	—	—	34,122	26,007	—	—	—	8,065	6,219
TOTAL BRITISH EMPIRE	—	—	—	9,271,971	7,646,746	—	—	—	12,98,405	9,66,647
Germany	—	—	—	48,952	9,980	—	—	—	6,516	2,492
Switzerland	—	—	—	84,114	73,645	—	—	—	26,167	22,622
Italy (including Fiume)	—	—	—	21,892	20,692	—	—	—	6,884	3,212
Japan	—	—	—	26,799,638	24,759,506	—	—	—	66,00,008	55,25,799
United States of America—Via Atlantic Coast	—	—	—	6,084,616	6,039,389	—	—	—	6,51,279	6,41,225
“ Pacific “	—	—	—	25	250	—	—	—	5	50
Other Foreign Countries	—	—	—	28,234	17,801	—	—	—	6,428	5,567
TOTAL FOREIGN COUNTRIES	—	—	—	42,967,121	40,921,293	—	—	—	72,97,292	62,17,779
Share of Bengal	—	—	—	19,862,299	5,898,222	—	—	—	16,27,245	5,59,649
“ Bombay	—	—	—	27,522,407	41,240,264	—	—	—	62,21,251	62,20,142
“ Sind	—	—	—	2,422,020	1,059,224	—	—	—	5,99,442	1,94,229
“ Madras	—	—	—	246,684	269,429	—	—	—	24,227	47,222
“ Burma	—	—	—	212,622	9,214	—	—	—	69,021	2,222
TOTAL	—	—	—	52,229,022	48,577,949	—	—	—	85,95,697	71,23,591
Flax—										
Raw (II, Q)—										
United Kingdom (including Channel Islands)	Lbs.	Lbs.	Lbs.	Lbs.	Lbs.	779	227	..
United States of America—Via Atlantic Coast	14	27
Share of Bengal	168	24	176	27
“ Bombay	4,619	112	779	61	..
TOTAL	4,619	280	14	779	227	27

(a) Separately recorded from 1924-25.

No. 10—continued

ARTICLES, AND COUNTRIES OF CONSIGNMENT; ALSO SHARE OF EACH PROVINCE	QUANTITY					VALUE				
	1931-32	1932-33	1933-34	1934-35	1935-36	1931-32	1932-33	1933-34	1934-35	1935-36
						₹	₹	₹	₹	₹
Textiles—continued										
Flax—continued										
Twist and Yarn (III. T)—	Lbs.	Lbs.	Lbs.	Lbs.	Lbs.					
United Kingdom (including Channel Islands)	84,687	18,108	4,995	16,684	32,715	27,725	11,492	3,942	15,855	32,183
TOTAL FOREIGN COUNTRIES	1,240	45	508	3	3,960	689	60	369	6	3,583
Share of Bengal	32,222	13,106	4,623	13,546	11,631	27,324	11,492	3,370	11,640	12,176
" <i>Bombay</i>	1	45	623	116	410	2	60	380	285	400
" <i>Sind</i>	—	—	—	2,956	18,022	—	—	—	3,220	17,073
" <i>Madras</i>	3,408	—	—	20	2,608	390	—	—	16	6,127
" <i>Burma</i>	1,240	—	218	—	—	686	—	61	—	—
TOTAL	85,377	18,151	5,508	16,687	26,075	28,412	11,552	4,311	15,361	35,776
Manufactures—										
Canvas (III. T)—	Yards	Yards	Yards	Yards	Yards					
United Kingdom (including Channel Islands)	956,508	1,041,515	1,048,750	1,162,201	837,531	7,81,617	7,81,302	8,34,368	9,23,344	8,64,564
Irish Free State (a)	—	—	3,940	43,169	3,060	—	—	716	13,508	1,111
Other British Possessions	99	20	77	72	16	67	20	90	30	12
TOTAL BRITISH EMPIRE	956,607	1,041,535	1,052,767	1,205,442	840,707	7,81,684	7,81,322	8,35,169	9,37,182	8,65,687
Italy (including Fiume)	4,484	1,020	3,874	600	—	5,415	1,191	3,552	571	—
Other Foreign Countries	2,470	3,911	4,096	12,633	7,933	2,532	2,478	3,087	5,629	3,918
TOTAL FOREIGN COUNTRIES	6,954	4,931	7,770	13,233	7,933	7,947	3,669	6,639	6,200	3,918
Share of Bengal	500,393	613,423	507,637	545,781	437,010	4,52,737	5,80,662	5,01,262	5,33,154	5,10,265
" <i>Bombay</i>	368,331	269,193	412,708	530,228	330,469	2,55,475	1,46,534	2,44,149	2,97,259	2,40,379
" <i>Sind</i>	12,331	33,151	44,370	75,424	29,725	7,322	23,376	20,232	40,339	20,759
" <i>Madras</i>	22,571	22,076	32,719	19,927	30,059	26,719	17,516	22,256	14,764	14,041
" <i>Burma</i>	58,433	42,621	62,103	57,480	31,377	45,768	32,003	45,103	46,866	73,262
TOTAL	963,561	1,046,466	1,060,537	1,218,880	898,640	7,89,681	7,84,991	8,41,808	9,43,382	8,69,605
Placogoods (III. T)—	Yards	Yards	Yards	Yards	Yards					
United Kingdom (including Channel Islands)	532,533	552,433	462,804	310,124	249,872	2,58,450	2,49,763	2,01,580	1,83,529	1,76,327
Other British Possessions	137	452	311	924	569	232	280	441	986	820
TOTAL BRITISH EMPIRE	532,720	552,935	463,115	311,048	250,441	2,58,732	2,50,048	2,02,021	1,84,515	1,77,207
Belgium	80	—	349	2,325	757	163	—	147	7,136	885
France	10,492	1,033	140	4,933	590	10,431	1,787	109	8,356	963
Other Foreign Countries	2,858	933	444	2,463	10,161	1,041	592	458	933	3,205
TOTAL FOREIGN COUNTRIES	13,430	2,036	933	9,776	11,508	21,235	2,379	714	11,425	5,053
Share of Bengal	111,496	22,323	25,346	60,797	40,348	38,753	23,377	22,430	51,500	51,603
" <i>Bombay</i>	447,967	503,375	403,396	133,023	97,032	1,56,634	2,12,536	1,60,223	30,356	63,653
" <i>Sind</i>	25,847	11,791	13,524	30,204	77,717	15,744	7,139	3,721	33,213	35,593
" <i>Madras</i>	9,037	6,316	3,163	21,407	16,734	9,150	6,270	3,100	21,250	13,313
" <i>Burma</i>	1,313	3,224	4,114	9,733	11,123	1,735	3,500	3,256	9,516	12,522
TOTAL	596,150	555,001	464,048	320,324	261,940	2,80,017	2,52,422	2,02,735	1,95,940	1,82,260

(a) Separately shown from 1933-34. Prior to 1933-34 included under the United Kingdom.

GENERAL IMPORTS

(448)

No. 10—continued

ARTICLES, AND COUNTRIES OF CONSIGNMENT; ALSO SHARE OF EACH PROVINCE	QUANTITY					VALUE				
	1931-32	1932-33	1933-34	1934-35	1935-36	1931-32	1932-33	1933-34	1934-35	1935-36
Textiles—continued						R	R	R	R	R
Flax—continued										
Manufactures—continued										
Thread, sewing or darning (III. T)—	Lbs.	Lbs.	Lbs.	Lbs.	Lbs.					
United Kingdom (including Channel Islands)	185,412	113,186	113,411	101,771	106,503	1,93,770	1,72,211	1,62,986	1,79,462	1,93,432
Other British Possessions	1	..	660	110	450	14	..	1,225	387	402
TOTAL BRITISH EMPIRE	185,413	113,186	114,071	101,881	106,953	1,93,784	1,72,211	1,64,211	1,79,849	1,93,834
Austria	5,365	6,019	7,375	2,297	..	4,544	7,857	5,102	5,423	..
Japan	562	..	230	760	4,673	953	..	455	1,114	6,472
Other Foreign Countries	3,693	4,094	3,364	2,122	1,335	4,110	6,437	4,443	4,604	3,106
TOTAL FOREIGN COUNTRIES	9,620	10,113	10,969	5,239	6,008	9,607	13,794	10,005	11,231	9,578
Share of Bengal	110,344	77,468	86,085	67,321	74,662	1,37,295	92,663	1,03,233	1,11,231	1,21,231
.. Bombay	19,652	22,732	15,372	15,763	14,524	22,242	47,020	31,374	27,477	29,443
.. Sind	4,146	4,022	7,196	6,345	22	7,826	6,925	10,369	9,495	91
.. Madras	11,161	7,047	11,079	10,227	15,420	19,115	14,673	19,122	20,531	27,227
.. Burma	6,730	11,975	5,402	5,759	2,264	10,221	18,654	9,102	11,626	14,119
TOTAL	145,033	123,249	125,040	107,120	112,961	2,02,430	1,86,006	1,74,216	1,91,080	2,03,527
Other sorts (III. T)—										
United Kingdom (including Channel Islands)	Lbs. 244,695	Lbs. 251,473	Lbs. 231,442	Lbs. 256,449	Lbs. 289,522	4,17,797	3,85,797	3,81,247	3,69,918	4,68,129
Other British Possessions	1,052	7,236	9,722	14,207	227	1,270	5,272	4,627	1,352	245
TOTAL BRITISH EMPIRE	245,747	258,709	241,165	270,656	289,750	4,19,067	3,91,069	3,85,874	3,71,266	4,68,374
Germany	3,367	2,934	776	1,730	4,029	11,299	3,021	914	3,057	4,336
Italy (including Fiume)	4,696	983	4,000	784	613	5,188	1,650	4,202	805	731
Austria	3,265	4,112	5,613	3,972	2,261	12,690	5,331	6,264	4,160	2,811
Czechoslovakia	5,895	12,150	15,716	15,700	3,235	7,834	12,330	13,325	17,690	10,076
China (exclusive of Hongkong and Macao)	142	3,359	231	39	133	169	5,925	1,337	173	531
Japan	8,962	15,261	23,207	16,763	10,419	11,994	17,296	20,262	16,073	10,535
Other Foreign Countries	4,333	1,205	2,642	159	1,172	4,751	2,320	2,913	305	4,255
TOTAL FOREIGN COUNTRIES	40,715	40,054	52,235	39,292	26,367	53,975	49,833	54,367	41,263	33,325
Share of Bengal	103,410	132,333	129,133	122,299	129,349	1,61,853	2,01,202	1,33,531	1,59,347	2,36,401
.. Bombay	116,437	91,140	91,027	91,796	127,693	2,02,373	1,48,366	1,26,472	1,36,917	2,01,127
.. Sind	22,130	21,290	30,193	43,850	3,405	43,905	22,053	74,173	66,342	12,022
.. Madras	9,305	14,921	12,740	22,134	3,227	17,592	12,569	13,792	24,927	4,972
.. Burma	22,680	32,519	24,257	24,809	26,622	41,902	37,751	37,352	34,940	40,135
TOTAL	226,462	298,763	293,400	309,946	316,632	4,73,142	4,40,452	4,40,241	4,12,533	5,01,690
Total value of Flax manufactures (including Twist and Yarn)—										
United Kingdom (including Channel Islands)	—	—	—	—	—	16,79,869	16,00,565	15,84,118	16,71,603	17,34,721
Irish Free States*	—	—	—	—	—	—	—	1,941	14,871	1,896
Other British Possessions	—	—	—	—	—	1,733	5,572	5,153	1,692	695
TOTAL BRITISH EMPIRE	—	—	—	—	—	16,81,602	16,06,137	15,91,212	16,88,166	17,37,312
Germany	—	—	—	—	—	15,103	6,322	2,362	5,069	5,942
Belgium	—	—	—	—	—	1,477	1,322	1,000	6,300	1,465
France	—	—	—	—	—	20,165	2,100	707	6,063	990
Italy (including Fiume)	—	—	—	—	—	14,116	4,939	10,711	1,969	731
Austria	—	—	—	—	—	17,234	12,739	11,366	9,532	2,811

* Separately shown from 1922-23. Prior to 1922-23 included in United Kingdom.

No. 10—continued

ARTICLES AND COUNTRIES OF CONSIGNMENT; ALSO SHARE OF EACH PROVINCE	QUANTITY					VALUE				
	1981-82	1982-83	1983-84	1984-85	1985-86	1981-82	1982-83	1983-84	1984-85	1985-86
						₹	₹	₹	₹	₹
<i>Textiles—continued</i>										
<i>Flax—concluded</i>										
<i>Manufactures—concluded</i>										
<i>Total value of Flax manufactures (including Twist and Yarn) —continued</i>										
Czechoslovakia	—	—	—	—	—	7,884	14,975	19,074	17,810	10,076
China (exclusive of Hongkong and Macao)	—	—	—	—	—	510	5,929	1,450	178	573
Japan	—	—	—	—	—	12,990	18,054	22,084	19,221	27,541
Other Foreign Countries	—	—	—	—	—	4,016	2,709	3,285	842	5,506
TOTAL FOREIGN COUNTRIES	—	—	—	—	—	98,500	69,285	72,094	70,180	55,554
<i>Share of Bengal</i>	—	—	—	—	—	5,47,027	3,95,892	3,19,931	3,72,673	9,41,737
<i>Bombay</i>	—	—	—	—	—	6,73,332	5,52,076	5,63,103	5,52,294	5,80,833
<i>Sind</i>	—	—	—	—	—	80,357	78,518	1,14,606	1,48,614	92,547
<i>Madras</i>	—	—	—	—	—	72,972	58,028	70,790	81,898	66,851
<i>Burma</i>	—	—	—	—	—	1,00,914	91,908	94,881	1,03,018	1,40,899
TOTAL	—	—	—	—	—	17,74,602	16,75,422	16,08,311	17,58,205	17,92,867
<i>Total value of Flax raw and manufactures</i>	—	—	—	—	—	17,74,602	16,75,422	16,64,000	17,58,538	17,92,804
<i>Haberdashery and Millinery— Lace and Embroidery (III, T)—</i>										
United Kingdom (including Channel Islands)	—	—	—	—	—	2,31,002	2,92,338	2,08,632	2,57,375	1,92,720
Other British Possessions	—	—	—	—	—	1,708	1,329	3,255	3,503	1,305
TOTAL BRITISH EMPIRE	—	—	—	—	—	2,32,708	2,93,662	2,11,887	2,60,878	1,94,115
Denmark	—	—	—	—	—	—	—	7,151	—	—
Germany	—	—	—	—	—	4,10,175	5,12,760	4,88,592	4,31,827	5,74,906
France	—	—	—	—	—	88,414	93,495	60,300	41,771	46,153
Switzerland	—	—	—	—	—	1,14,708	2,68,968	1,57,407	1,48,003	1,52,385
Italy (including Fiume)	—	—	—	—	—	5,96,457	6,96,923	5,30,210	7,10,352	4,15,966
Austria	—	—	—	—	—	1,28,910	1,31,163	69,823	52,170	1,01,520
Czechoslovakia	—	—	—	—	—	49,118	40,017	18,972	2,479	7,188
Japan	—	—	—	—	—	17,051	44,109	49,188	2,42,058	1,87,393
Other Foreign Countries	—	—	—	—	—	3,382	3,899	7,582	8,076	9,398
TOTAL FOREIGN COUNTRIES	—	—	—	—	—	14,08,215	17,32,234	13,89,234	16,37,336	15,24,974
<i>Share of Bengal</i>	—	—	—	—	—	1,57,693	1,46,758	2,13,653	1,74,318	1,36,206
<i>Bombay</i>	—	—	—	—	—	5,88,039	3,09,414	6,45,291	3,47,659	6,67,234
<i>Sind</i>	—	—	—	—	—	8,75,384	2,64,339	5,21,327	6,51,775	6,43,618
<i>Madras</i>	—	—	—	—	—	4,743	5,659	7,877	5,794	2,383
<i>Burma</i>	—	—	—	—	—	3,15,069	2,49,726	2,97,473	2,13,867	3,69,643
TOTAL	—	—	—	—	—	16,40,923	20,75,896	16,01,121	18,98,214	17,19,039
<i>Ribbons (III, T) (a)—</i>				Yards	Yards					
United Kingdom (including Channel Islands)	—	—	—	462,263	358,044	—	—	—	27,104	25,520
Other British Possessions	—	—	—	234	3,650	—	—	—	29	145
TOTAL BRITISH EMPIRE	—	—	—	462,497	361,694	—	—	—	27,133	25,665
Germany	—	—	—	3,803,667	3,105,024	—	—	—	93,568	71,909
France	—	—	—	147,638	22,220	—	—	—	10,511	3,611
Switzerland	—	—	—	146,184	28,327	—	—	—	6,030	1,558
Italy (including Fiume)	—	—	—	255,450	126,526	—	—	—	7,712	2,535
Czechoslovakia	—	—	—	1,103,926	299,492	—	—	—	41,255	9,036
Japan	—	—	—	4,356,839	3,410,336	—	—	—	98,274	1,24,543
Other Foreign Countries	—	—	—	165,084	260	—	—	—	4,955	37
TOTAL FOREIGN COUNTRIES	—	—	—	9,978,288	11,993,585	—	—	—	2,57,800	2,13,233

(a) Separately recorded from 1984-85.

GENERAL IMPORTS

(450)

No. 10—continued

ARTICLES, AND COUNTRIES OF CONSIGNMENT; ALSO SHARE OF EACH PROVINCE	QUANTITY					VALUE				
	1931-32	1932-33	1933-34	1934-35	1935-36	1931-32	1932-33	1933-34	1934-35	1935-36
Textiles—continued										
Haberdashery and Millinery—continued				Yards	Yards					
Ribbons (III. T) (a)—continued										
Share of Bengal	—	—	—	1,355,733	2,034,020	—	—	—	38,648	56,186
" Bombay	—	—	—	4,566,322	4,535,861	—	—	—	1,28,021	96,760
" Sind	—	—	—	531,431	1,327,039	—	—	—	30,057	23,961
" Madras	—	—	—	2,754,082	3,248,473	—	—	—	55,515	44,507
" Burma	—	—	—	935,267	1,310,396	—	—	—	32,134	38,448
TOTAL	—	—	—	10,440,785	12,360,270	—	—	—	2,84,433	2,32,933
Towels not in the piece (III. T)—	No.	No.	No.	No.	No.					
United Kingdom (including Channel Islands)	80,258	52,922	62,719	54,225	62,882	35,472	31,226	53,019	42,650	48,977
Hongkong	13,751	40,445	25,614	15,783	15,958	1,806	5,368	8,405	2,247	1,027
Other British Possessions	40,891	2,028	2,062	3,091	13,615	4,018	701	512	661	3,770
TOTAL BRITISH EMPIRE	134,808	95,393	90,395	73,099	92,455	41,297	37,356	56,936	45,558	54,774
China (exclusive of Hongkong and Macão)	32,132	31,069	44,796	19,791	26,710	4,113	4,019	4,054	2,132	2,229
Japan	2,908,293	5,685,984	5,113,011	3,682,955	2,470,203	5,81,975	10,00,601	9,31,321	7,11,152	4,79,589
Other Foreign Countries	3,335	1,162	4,532	5,739	5,152	2,461	1,263	1,930	1,835	1,835
TOTAL FOREIGN COUNTRIES	2,943,766	5,718,215	5,162,339	3,718,485	2,511,065	5,88,550	10,05,880	9,37,905	7,15,119	4,83,603
Share of Bengal	72,431	160,067	89,342	44,357	47,609	13,533	18,417	26,225	11,161	17,344
" Bombay	62,633	201,143	1,190,858	192,319	91,392	16,313	38,638	1,47,997	34,325	22,391
" Sind	2,043	1,723	42,098	15,977	12,492	1,710	1,443	11,718	4,238	7,674
" Madras	819	12,512	196,990	71,352	108,017	618	2,462	37,962	17,292	27,093
" Burma	2,934,687	5,431,168	3,733,636	3,462,379	2,343,960	5,91,723	9,82,233	7,70,939	6,93,761	4,52,456
TOTAL	3,078,664	5,813,608	5,257,784	3,786,564	2,603,470	6,29,847	10,43,236	9,94,841	7,60,677	6,87,977
Other sorts (III. T)—										
United Kingdom (including Channel Islands)	—	—	—	—	—	10,64,490	10,72,261	16,10,533	9,21,404	8,33,203
Straits Settlements	—	—	—	—	—	10,196	6,792	3,788	3,133	3,255
Hongkong	—	—	—	—	—	12,793	14,645	24,522	60,532	50,726
Other British Possessions	—	—	—	—	—	12,340	9,291	9,362	4,312	6,096
TOTAL BRITISH EMPIRE	—	—	—	—	—	11,10,824	11,02,899	16,48,175	9,94,436	8,93,379
Germany	—	—	—	—	—	6,95,026	6,02,258	4,81,682	2,76,619	3,46,759
Netherlands	—	—	—	—	—	20,303	6,750	715	938	1,649
Belgium	—	—	—	—	—	11,771	6,028	3,961	2,100	3,287
France	—	—	—	—	—	2,10,848	1,28,114	77,516	38,907	44,151
Switzerland	—	—	—	—	—	81,545	85,504	57,986	26,127	17,414
Italy (including Fiume)	—	—	—	—	—	2,55,412	2,85,344	1,57,252	1,58,617	93,966
Austria	—	—	—	—	—	36,540	35,973	24,084	18,500	11,653
Czechoslovakia	—	—	—	—	—	1,57,937	2,12,689	1,35,376	49,762	37,908
China (exclusive of Hongkong and Macão)	—	—	—	—	—	45,407	72,188	95,351	66,567	79,465
Japan	—	—	—	—	—	4,43,318	7,64,235	7,47,501	21,11,164	18,23,989
Egypt	—	—	—	—	—	405	426	154	66	3,234
United States of America—										
Via Atlantic Coast	—	—	—	—	—	72,477	1,51,034	25,735	44,676	31,837
" Pacific "	—	—	—	—	—	965	2,003	157	1,570	654
Other Foreign Countries	—	—	—	—	—	5,842	4,814	5,194	3,643	4,713
TOTAL FOREIGN COUNTRIES	—	—	—	—	—	20,37,947	25,57,957	18,12,764	27,98,246	25,10,164

(a) Separately recorded from 1934-35.

No. 10—continued

ARTICLES, AND COUNTRIES OF CONSIGNMENT; ALSO SHARE OF EACH PROVINCE	QUANTITY					VALUE				
	1931-32	1932-33	1933-34	1934-35	1935-36	1931-32	1932-33	1933-34	1934-35	1935-36
	R	R	R	R	R	R	R	R	R	R
Textiles—continued										
Haberdaşery and Millinery— concluded										
Other Sorts (III. T)— continued										
Share of Bengal	—	—	—	—	—	8,52,575	9,04,731	6,97,266	7,47,325	6,78,293
„ Bombay	—	—	—	—	—	13,07,604	16,12,295	12,93,506	22,32,447	19,34,206
„ Sind	—	—	—	—	—	5,55,459	5,37,918	4,88,318	3,62,469	3,32,880
„ Madras	—	—	—	—	—	2,03,760	2,96,930	1,31,140	1,30,632	1,18,314
„ Burma	—	—	—	—	—	2,38,368	3,08,961	2,00,719	2,68,809	2,95,370
TOTAL	—	—	—	—	—	31,57,771	36,60,856	28,60,639	37,92,682	34,09,048
Total value of Haberdaşery and Millinery—										
United Kingdom (including Channel Islands)	—	—	—	—	—	13,50,065	13,95,880	12,72,184	12,48,638	11,00,420
Ceylon (excluding Maldives)	—	—	—	—	—	3,780	3,649	3,560	2,114	6,403
Straits Settlements	—	—	—	—	—	14,350	7,580	5,370	9,260	9,048
Hongkong	—	—	—	—	—	15,331	20,579	29,745	63,084	52,086
Other British Possessions	—	—	—	—	—	9,403	6,231	6,139	5,034	4,477
TOTAL BRITISH EMPIRE	—	—	—	—	—	13,93,829	14,38,916	13,16,998	13,28,005	11,78,038
Denmark	—	—	—	—	—	1,400	4	7,153	558	195
Germany	—	—	—	—	—	11,05,209	13,15,303	9,70,845	8,02,160	9,93,994
Netherlands	—	—	—	—	—	22,614	6,760	1,404	2,835	4,274
Belgium	—	—	—	—	—	18,038	9,514	5,431	6,437	9,332
France	—	—	—	—	—	2,99,521	2,21,614	1,48,916	91,215	93,940
Switzerland	—	—	—	—	—	1,96,258	3,54,472	2,14,443	1,79,160	2,01,362
Italy (including Fiume)	—	—	—	—	—	8,51,869	9,32,270	6,87,471	8,76,681	5,12,477
Austria	—	—	—	—	—	1,65,460	1,57,186	93,907	73,002	1,13,196
Czechoslovakia	—	—	—	—	—	2,07,055	2,58,006	1,54,343	93,496	54,144
Japan	—	—	—	—	—	10,42,345	18,08,945	17,22,010	31,57,643	26,14,439
China (exclusive of Hongkong and Macao)	—	—	—	—	—	59,837	76,406	1,02,475	72,803	85,223
Egypt	—	—	—	—	—	427	426	154	101	8,284
United States of America—										
Via Atlantic Coast	—	—	—	—	—	72,946	1,51,380	31,007	47,022	33,342
„ Pacific „	—	—	—	—	—	991	2,208	168	1,638	667
Other Foreign Countries	—	—	—	—	—	4,712	5,037	5,271	3,200	6,660
TOTAL FOREIGN COUNTRIES	—	—	—	—	—	40,34,712	58,46,071	41,39,903	54,08,001	47,32,029
Share of Bengal	—	—	—	—	—	10,33,356	10,69,397	9,43,134	9,71,340	8,87,669
„ Bombay	—	—	—	—	—	19,10,386	24,60,394	20,36,794	32,32,503	27,31,031
„ Sind	—	—	—	—	—	13,32,553	14,03,735	10,31,363	10,49,539	10,03,116
„ Madras	—	—	—	—	—	3,09,111	3,95,951	2,26,979	2,09,053	1,92,311
„ Burma	—	—	—	—	—	10,52,165	13,40,920	11,79,131	12,13,571	10,55,385
TOTAL	—	—	—	—	—	54,28,541	67,79,937	54,56,901	67,36,006	59,06,082
Hemp—										
Raw (II. G)—										
Straits Settlements	Owts.	Owts.	Owts.	Owts.	Owts.					
Hongkong	621	74	163	..	252	9,198	1,495	2,169	..	2,801
Other British Possessions	998	3,485	15,568	62,028
TOTAL BRITISH EMPIRE	1,619	3,559	163	210	133	24,766	63,523	2,169	2,792	2,801
Belgium	29	34	132	1,209	1,393	5,996
Italy (including Fiume)	60	65	40	112	40	2,560	3,520	3,584	5,091	3,009
Sumatra	435	1,412	190	5,198	18,056	2,100	..
Java	2,463	2,900	1,497	2,005	1,470	34,674	38,266	16,438	10,561	18,634
Philippines	11,791	14,876	13,510	13,336	21,732	1,30,371	2,20,660	2,20,852	1,92,332	2,33,373
China (exclusive of Hongkong and Macao)	2,241	39,222
Other Foreign Countries	5	..	53	14	32	235	..	762	555	1,279
TOTAL FOREIGN COUNTRIES	14,309	20,607	21,541	21,241	23,405	2,17,990	3,08,884	2,60,901	2,21,582	3,12,791

GENERAL IMPORTS

(452)

No. 10—continued

ARTICLES, AND COUNTRIES OF CONSIGNMENT; ALSO SHARE OF EACH PROVINCE	QUANTITY					VALUE				
	1931-32	1932-33	1933-34	1934-35	1935-36	1931-32	1932-33	1933-34	1934-35	1935-36
Textiles—continued										
Hemp—continued										
Raw (II. Q)—continued										
	Cwts.	Cwts.	Cwts.	Cwts.	Cwts.	R	R	R	R	R
Share of Bengal	15,299	23,493	20,604	20,537	23,381	2,31,708	3,55,358	2,47,700	2,10,194	3,06,486
" Bombay	309	418	912	639	340	13,784	8,569	13,506	10,753	6,492
" Sind	--	--	--	--	68	--	--	--	--	2,858
" Madras	--	122	385	199	102	8	1,398	4,787	2,610	1,859
" Burma	66	178	173	85	59	772	2,742	2,179	327	702
TOTAL	16,174	24,206	22,078	21,460	23,850	2,46,210	3,70,861	2,68,172	2,24,284	3,18,497
Manufactures (excluding										
Cordage)—										
Bags and Sacks (III. T)—	No.	No.	No.	No.	No.					
Straits Settlements	--	--	--	170,450	430,250	--	--	--	14,270	40,067
Other British Possessions	--	9,000	--	--	66	--	1,534	--	--	70
TOTAL BRITISH EMPIRE	--	9,000	--	170,450	430,306	--	1,534	--	14,270	40,137
Total Foreign Countries	--	350	--	--	6	--	492	--	--	2
Share of Bengal	--	350	--	--	56	--	492	--	--	70
" Bombay	--	9,000	--	170,450	428,455	--	1,534	--	14,270	39,956
" Burma	--	--	--	--	1,800	--	--	--	--	113
TOTAL	--	9,350	--	170,450	430,312	--	2,026	--	14,270	40,139
Cloth (III. T)—										
United Kingdom (including										
Channel Islands)	Yards	Yards	Yards	Yards	Yards					
Other British Possessions	9,317	1,547	8,741	224	382	2,100	805	3,328	117	124
TOTAL BRITISH EMPIRE	9,317	1,645	9,823	1,162	4,480	2,100	806	4,458	965	5,308
TOTAL FOREIGN COUNTRIES	1,586	584	462	1,313	1,773	674	405	99	1,214	602
Share of Bengal	162	--	--	--	1,773	287	--	--	--	602
" Bombay	836	--	--	980	322	635	--	--	1,186	176
" Sind	--	--	--	--	69	--	--	--	--	73
" Madras	--	98	--	--	--	--	61	--	--	--
" Burma	9,905	2,131	10,385	1,495	4,180	2,013	1,210	4,557	993	5,116
TOTAL	10,908	2,229	10,285	2,475	6,263	2,864	1,271	4,557	2,170	5,955
Other sorts (III. T)—										
United Kingdom (including										
Channel Islands)	--	--	--	--	--	10,959	14,654	85,601	18,023	10,688
Other British Possessions	--	--	--	--	--	758	296	1,440	4,102	160
TOTAL BRITISH EMPIRE	--	--	--	--	--	11,717	14,950	86,941	18,025	10,848
Italy (including Fiume)	--	--	--	--	--	19,077	7,464	4,323	9,754	18,163
Austria	--	--	--	--	--	--	--	313	1,505	5,878
Japan	--	--	--	--	--	1,965	3,975	3,476	4,484	6,525
Other Foreign Countries	--	--	--	--	--	2,131	7,496	457	103	719
TOTAL FOREIGN COUNTRIES	--	--	--	--	--	23,173	18,935	8,469	15,936	25,780
Share of Bengal	--	--	--	--	--	20,924	2,753	1,321	11,676	12,155
" Bombay	--	--	--	--	--	6,441	24,653	32,931	15,910	15,350
" Sind	--	--	--	--	--	1,030	1,454	3,382	2,061	5,924
" Madras	--	--	--	--	--	1,603	1,394	1,048	427	843
" Burma	--	--	--	--	--	4,846	3,816	6,723	3,887	3,555
TOTAL	--	--	--	--	--	24,800	33,885	45,410	33,961	36,823
Total value of Hemp manu-										
factures—										
United Kingdom (including										
Channel Islands)	--	--	--	--	--	10,959	14,715	86,631	14,771	15,945
Straits Settlements	--	--	--	--	--	--	2,278	6,645	19,450	40,136
Other British Possessions	--	--	--	--	--	2,948	357	128	39	267
TOTAL BRITISH EMPIRE	--	--	--	--	--	13,907	17,350	41,399	33,260	66,348

No. 10—continued

ARTICLES AND COUNTRIES OF CONSIGNMENT; ALSO SHARE OF EACH PROVINCE	QUANTITY					VALUE				
	1931-32	1932-33	1933-34	1934-35	1935-36	1931-32	1932-33	1933-34	1934-35	1935-36
Textiles—continued:										
Hemp—concluded										
Total value of Hemp Manu- factures—continued										
Italy (including Fiume)	—	—	—	—	—	19,077	7,956	4,823	9,754	18,163
Austria	—	—	—	—	—	219	1,505	5,378
Japan	—	—	—	—	—	1,955	3,989	3,476	4,484	7,127
Other Foreign Countries	—	—	—	—	—	2,805	7,887	556	1,407	721
TOTAL FOREIGN COUNTRIES	—	—	—	—	—	22,847	19,832	8,568	17,150	20,384
Share of Bengal	—	—	—	—	—	21,191	3,260	1,321	11,076	11,327
„ Bombay	—	—	—	—	—	7,028	26,187	32,931	31,766	55,433
„ Sind	—	—	—	—	—	1,080	1,454	3,382	2,061	5,698
„ Madras	—	—	—	—	—	1,603	1,455	1,045	427	343
„ Burma	—	—	—	—	—	6,354	4,326	11,285	4,880	3,884
TOTAL	—	—	—	—	—	27,784	37,182	40,967	50,410	82,732
Jute—										
Raw (II. N)—										
Ceylon (including Maldives)	Tons	Tons	Tons	Tons	Tons	2,344	..	38,914
Other British Possessions	1	6	2	160	3	109	1,312	300
TOTAL BRITISH EMPIRE	1	..	23	6	217	160	3	2,953	1,312	39,214
TOTAL FOREIGN COUNTRIES	3	7	..	6	..	721	1,931	158	939	..
Share of Bengal	4	7	23	12	217	571	1,931	3,092	2,310	39,214
„ Sind	18
„ Madras	10
„ Burma	3	1
TOTAL	4	7	23	12	217	591	1,934	3,111	2,310	39,214
Tweed and Yarn (III. O)—										
United Kingdom (including Channel Islands)	Lbs.	Lbs.	Lbs.	Lbs.	Lbs.	10,714	10,602	12,592	12,708	18,608
Other British Possessions	38	..	3,058	..	36	14	..	585	..	12
TOTAL BRITISH EMPIRE	10,752	10,602	15,650	12,708	18,644	5,129	2,903	3,987	2,440	6,647
TOTAL FOREIGN COUNTRIES	70	1,120	12	..	7	10	114	2	..	1
Share of Bengal	2,637	7,799	11,998	5,653	13,567	2,897	3,100	2,952	1,007	3,627
„ Bombay	575	390	479	560	2,711	169	112	117	166	2,533
„ Sind	390	..	12	439	7	175	..	2	146	1
„ Madras	5,793	2,800	1,111	5,213	1,178	1,065	555	305	1,003	209
„ Burma	1,425	733	3,063	443	1,188	233	350	713	113	273
TOTAL	10,622	11,722	16,662	12,708	18,651	5,139	3,017	3,939	2,440	6,648
Manufactures—										
Canvas (III. Q)—										
United Kingdom (including Channel Islands)	Yards	Yards	Yards	Yards	Yards	57,327	34,365	38,949	55,989	49,689
Other British Possessions	3	..	20	36	..	6	..	10	45	..
TOTAL BRITISH EMPIRE	57,330	34,365	38,969	56,025	49,689	47,033	29,195	33,568	37,870	57,840
TOTAL FOREIGN COUNTRIES	5,468	3,203	2,580	5,485	795	2,345	2,254	2,029	3,205	532
Share of Bengal	24,299	27,370	29,523	3,970	30,669	32,019	24,337	19,050	10,162	41,242
„ Bombay	10,670	6,479	20,549	47,301	10,311	5,362	5,553	15,087	24,537	3,013
„ Sind	443	60	70	330	3,421	226	36	68	166	2,373
„ Madras	1,985	953	100	1,974	3,134	2,338	594	113	3,373	2,647
„ Burma	15,901	2,201	368	2,935	2,999	2,438	939	279	2,338	3,603
TOTAL	63,298	38,008	41,549	61,460	50,484	49,033	31,450	35,597	41,075	58,878

ARTICLES, AND COUNTRIES OF CONSIGNMENT; ALSO SHARE OF EACH PROVINCE	QUANTITY					VALUE				
	1931-32	1932-33	1933-34	1934-35	1935-36	1931-32	1932-33	1933-34	1934-35	1935-36
						Rs	Rs	Rs	Rs	Rs
Textiles—continued										
Jute—continued										
Manufactures—continued										
Gunny bags (III. Q)—	No.	No.	No.	No.	No.					
United Kingdom (including Channel Islands)	23,161	47,200	71,749	176,208	235,004	5,655	6,085	13,301	39,648	80,723
Ceylon (excluding Maldives)	4,081,025	3,383,869	3,409,071	2,455,637	3,410,815	9,74,146	8,88,865	7,43,595	5,62,195	6,91,191
Straits Settlements	92,713	66,578	76,269	120,763	153,296	18,154	15,132	22,655	43,706	53,411
Other British Possessions	29,290	11,247	9,952	1,090	..	6,715	3,357	2,384	633	..
TOTAL BRITISH EMPIRE	4,226,194	4,008,894	3,667,041	2,753,698	3,798,115	10,04,070	9,13,439	7,81,935	6,46,182	8,25,330
Japan	80,700	303	1,633	9,333	390	453
Egypt	100,260	10,180
Other Foreign Countries	4,004	7,770	3,250	7,553	6,534	1,309	2,120	889	2,106	1,212
TOTAL FOREIGN COUNTRIES	184,964	8,673	4,933	7,553	6,534	20,872	2,410	1,342	2,106	1,212
Share of Bengal.	231,334	17,196	14,978	4,443	2,900	31,623	6,330	3,661	2,143	416
" Bombay	1,409,386	1,173,941	978,465	393,650	624,950	3,04,393	3,07,009	1,59,362	53,350	1,31,474
" Sind	9,804	31,760	17,433	34,660	55,300	2,036	15,315	4,430	6,006	12,433
" Madras	2,492,914	2,631,943	2,503,137	1,953,314	1,755,976	6,45,063	6,67,337	6,34,263	4,72,986	4,15,333
" Burma	267,410	132,637	143,961	435,134	1,365,623	41,872	20,403	31,556	1,03,793	3,76,886
TOTAL	4,411,148	4,017,472	3,661,974	2,771,251	3,804,649	10,25,542	9,15,809	7,83,277	6,48,288	8,26,542
Gunny cloth (III. Q)—										
United Kingdom (including Channel Islands)	Yards	Yards	Yards	Yards	Yards					
Straits Settlements	100,206	81,648	44,500	38,595	123,000	9,950	8,187	4,450	3,980	12,300
Other British Possessions	2,033	2,000	71	10	1,000	332	150	18	2	155
TOTAL BRITISH EMPIRE	121,728	873,395	215,162	243,819	253,017	14,193	90,738	51,851	62,363	43,339
TOTAL FOREIGN COUNTRIES	110	2,008	70	2,912	2,554	14	225	17	560	2,154
Share of Bengal.	7,197	5,998	320	3,663	7,103	525	495	45	1,116	941
" Bombay	..	1,300	523	4,503	30	..	160	642	2,205	6
" Sind	3,375	..	37	345	3,035	112	..	12	89	2,526
" Madras	10,302	279,297	159,900	194,719	123,307	3,533	31,194	46,358	53,392	35,150
" Burma	100,464	30,303	54,440	33,500	123,106	10,033	9,174	4,911	3,360	12,371
TOTAL	121,338	875,403	215,232	246,781	255,571	14,207	91,013	51,868	63,432	50,993
Rope and Twine (III. Q)—										
United Kingdom (including Channel Islands)	Cwts.	Cwts.	Cwts.	Cwts.	Cwts.					
Other British Possessions	26	45	69	5	30	1,755	2,555	3,185	833	2,359
TOTAL BRITISH EMPIRE	278	373	261	376	2,021	21,396	19,534	14,235	10,059	7,791
Hungary	198	8,543
Italy (including Trieste)	133	72	11	36	..	3,309	6,071	736	2,700	..
Other Foreign Countries	86	181	10	47	48	3,267	4,999	540	1,232	1,721
TOTAL FOREIGN COUNTRIES	224	253	21	83	246	13,076	11,070	1,276	3,932	10,264

No. 10—continued

ARTICLES, AND COUNTRIES OF CONSIGNMENT; ALSO SHARE OF EACH PROVINCE	QUANTITY					VALUE				
	1931-32	1932-33	1933-34	1934-35	1935-36	1931-32	1932-33	1933-34	1934-35	1935-36
Textiles—continued										
Jute—concluded										
Manufactures—concluded										
Rope and Twine (III. Q)—	Cwts.	Cwts.	Cwts.	Cwts.	Cwts.					
<i>continued</i>										
Share of Bengal	3	9	5	29	97	39	103	532	30	595
" Bombay	388	301	169	244	234	21,313	12,475	9,547	14,975	10,542
" Sind	1	6	1	3	5	307	669	94	277	395
" Madras	64	165	66	153	1,022	2,788	4,912	2,329	2,734	2,193
" Burma	146	186	41	59	74	9,035	12,445	3,359	1,975	4,325
TOTAL	603	576	282	459	2,262	33,472	30,604	15,511	19,991	18,055
Other kinds (III. Q)—	Cwts.	Cwts.	Cwts.	Cwts.	Cwts.					
United Kingdom (including Channel Islands)	2,180	3,077	920	808	1,025	78,930	52,786	30,231	24,836	47,514
Straits Settlements	897	916	794	733	142	67,127	61,560	54,119	50,250	11,629
Other British Possessions	10	19	1	..	5	208	231	11	6	58
TOTAL BRITISH EMPIRE	3,077	3,912	1,715	1,541	1,172	1,41,174	1,14,586	84,361	75,092	59,201
France	1	1	..	12	25	400	39	..	3,859	9,288
Italy (including Fiume)	12	78	1	10	..	940	6,268	158	720
Czechoslovakia	9	..	8	119	..	1,063	..	2,519	3,324
Japan	26,183	..	37	1,56,310	12	1,441	40
Other Foreign Countries	58	19	11	42	8	7,196	1,673	970	1,599	2,912
TOTAL FOREIGN COUNTRIES	59	26,224	89	100	172	7,596	1,60,025	7,250	9,576	21,279
Share of Bengal	993	23,993	503	452	775	44,592	1,95,320	21,334	11,728	29,561
" Bombay	64	7	79	138	327	4,334	702	1,975	11,111	31,321
" Sind	25	20	16	11	9	3,995	4,361	1,902	827	335
" Madras	900	41	344	262	49	5,795	934	9,197	8,111	2,132
" Burma	1,854	1,105	562	772	184	39,709	73,394	57,343	52,891	16,618
TOTAL	3,180	30,130	1,804	1,641	1,944	1,48,770	2,74,611	91,611	84,668	80,480
Total value of Jute Manufac-										
tures (including Twist and										
Yarn)—										
United Kingdom (including Channel Islands)	—	—	—	—	—	1,55,234	1,90,399	1,38,925	1,78,856	2,34,530
Ceylon (excluding Maldives)	—	—	—	—	—	9,74,245	8,88,948	7,48,634	5,62,207	6,91,519
Straits Settlements	—	—	—	—	—	98,977	87,388	84,409	98,808	70,565
Other British Possessions	—	—	—	—	—	7,194	3,700	2,960	635	31
TOTAL BRITISH EMPIRE	—	—	—	—	—	12,38,650	11,70,495	9,09,937	8,40,506	10,05,654
France	—	—	—	—	—	524	398	..	4,003	9,868
Hungary	—	—	—	—	—	3,549
Italy (including Fiume)	—	—	—	—	—	10,848	9,271	2,693	5,439	1,252
Czechoslovakia	—	—	—	—	—	..	1,109	..	2,519	3,324
Japan	—	—	—	—	—	9,961	1,56,600	475	2,015	40
China (exclusive of Hongkong and Macao)	—	—	—	—	—	6,257	2,784
Egypt	—	—	—	—	—	10,287	111	385
Other Foreign Countries	—	—	—	—	—	5,536	5,951	2,758	5,251	7,590
TOTAL FOREIGN COUNTRIES	—	—	—	—	—	43,413	1,70,108	11,716	19,888	35,442
Share of Bengal	—	—	—	—	—	1,11,686	2,27,686	47,674	26,191	76,384
" Bombay	—	—	—	—	—	3,36,921	2,24,001	1,87,730	1,11,344	1,73,599
" Sind	—	—	—	—	—	6,901	20,781	6,508	7,480	19,071
" Madras	—	—	—	—	—	6,61,231	7,55,526	6,42,220	5,44,914	4,57,664
" Burma	—	—	—	—	—	1,60,325	1,16,610	97,661	1,69,966	3,14,081
TOTAL	—	—	—	—	—	12,77,663	13,46,603	9,81,453	9,50,494	10,41,096
TOTAL VALUE OF JUTE, RAW										
AND MANUFACTURES	—	—	—	—	—	12,77,944	13,46,697	9,84,964	9,62,194	10,80,310

GENERAL IMPORTS

(456)

No. 10—continued

ARTICLES, AND COUNTRIES OF CONSIGNMENT; ALSO SHARE OF EACH PROVINCE	QUANTITY					VALUE				
	1931-32	1932-33	1933-34	1934-35	1935-36	1931-32	1932-33	1933-34	1934-35	1935-36
Textiles—continued						₹	₹	₹	₹	₹
Silk—										
Raw and Cocoons (H. O)(a)—	Lbs.	Lbs.	Lbs.	Lbs.						
United Kingdom (including Channel Islands)	..	3,330	5	1,206	—	..	14,554	37	3,320	—
Hongkong	172,735	366,501	302,625	107,459	—	6,02,708	13,78,231	8,88,868	2,20,517	—
Other British Possessions	1	3	—	4	0	—
TOTAL BRITISH EMPIRE	172,735	366,837	302,631	108,668	—	6,02,708	13,87,835	8,88,909	2,24,346	—
Italy (including Finme)	..	87,698	56,379	19,332	—	..	1,06,664	88,455	31,025	—
Japan	83,759	164,799	220,170	896,544	—	1,58,943	4,71,822	6,57,231	21,47,039	—
China (exclusive of Hongkong and Macao)	1,856,162	2,563,257	1,798,705	1,191,955	—	54,64,016	98,51,505	55,88,051	38,31,805	—
Other Foreign Countries	329	671	1,312	421	—	1,800	2,013	1,533	3,682	—
TOTAL FOREIGN COUNTRIES	1,890,250	2,816,425	2,076,566	2,108,252	—	56,24,759	1,03,21,504	68,35,375	55,13,552	—
Share of Bengal	2,135	679	11,776	343,043	—	11,350	2,928	37,349	7,38,313	—
.. Bombay	1,031,923	2,302,290	1,632,325	1,509,121	—	41,53,044	32,78,727	43,79,516	40,13,064	—
.. Sind	..	3,336	133	83	—	..	14,554	313	436	—
.. Madras	523,255	379,957	714,464	359,671	—	20,30,384	34,13,130	22,57,201	2,35,309	—
.. Burma	672	3	—	2,189	6	—
TOTAL	1,562,985	3,186,262	2,379,197	2,216,920	—	62,27,467	1,17,09,330	71,74,284	57,87,898	—
Waste and Noils (H. O)(a)(b)—	Lbs.	Lbs.	Lbs.	Lbs.						
Japan	4,000	8,000	..	4,795	—	11,538	16,942	..	3,404	—
Other Foreign Countries	50	—	200	—
TOTAL FOREIGN COUNTRIES	4,050	8,000	..	4,795	—	11,738	16,942	..	3,404	—
Share of Bengal	50	4,795	—	200	3,404	—
.. Bombay	4,000	8,000	—	11,538	16,942	—
TOTAL	4,050	8,000	..	4,795	—	11,738	16,942	..	3,404	—
Silk, Raw, and Cocoons (c)—					Lbs.					
Cocoons (H. O.)—										
United Kingdom (including Channel Islands)	—	—	—	—	..	—	—	—	—	2
France	—	—	—	—	57	—	—	—	—	623
Japan	—	—	—	—	193,338	—	—	—	—	4,80,439
China (exclusive of Hongkong and Macao)	—	—	—	—	13,938	—	—	—	—	39,800
TOTAL FOREIGN COUNTRIES	—	—	—	—	207,323	—	—	—	—	5,20,867
Share of Madras	—	—	—	—	207,323	—	—	—	—	5,20,867
Waste products including Duppton (H. O) (c)—										
Hongkong	—	—	—	—	51,457	—	—	—	—	78,073
China (exclusive of Hongkong and Macao)	—	—	—	—	150,891	—	—	—	—	3,35,610
Other Foreign Countries	—	—	—	—	1,794	—	—	—	—	3,632
TOTAL FOREIGN COUNTRIES	—	—	—	—	152,685	—	—	—	—	3,89,251
Share of Bengal	—	—	—	—	1,933	—	—	—	—	4,349
.. Bombay	—	—	—	—	199,305	—	—	—	—	4,55,785
.. Madras	—	—	—	—	2,438	—	—	—	—	6,094
.. Burma	—	—	—	—	510	—	—	—	—	1,098
TOTAL	—	—	—	—	204,142	—	—	—	—	4,07,324

(a) Discontinued from 1935-36.
 (b) Noils shown with silk yarn up to 1933-34.
 (c) Separately recorded from 1935-36.

No. 10—continued

ARTICLES, AND COUNTRIES OF CONSIGNMENTS; ALSO SHARE OF EACH PROVINCE	QUANTITY					VALUE				
	1931-32	1932-33	1933-34	1934-35	1935-36	1931-32	1932-33	1933-34	1934-35	1935-36
Textiles—continued						R	R	R		R
Silk—continued.					Lbs.					
(Silk, Raw and Cocoons—continued)										
Hand Reeled (II. O) (a)—										
Hongkong	—	—	—	—	10,427	—	—	—	—	31,170
Slam	—	—	—	—	256	—	—	—	—	737
Japan	—	—	—	—	12,915	—	—	—	—	35,146
China (excludes of Hongkong and Macão)	—	—	—	—	139,504	—	—	—	—	3,75,644
TOTAL FOREIGN COUNTRIES	—	—	—	—	152,675	—	—	—	—	4,11,527
Share of Bengal	—	—	—	—	5,417	—	—	—	—	16,250
" <i>Bombay</i>	—	—	—	—	144,514	—	—	—	—	3,90,564
" <i>Burma</i>	—	—	—	—	13,171	—	—	—	—	35,833
TOTAL	—	—	—	—	163,102	—	—	—	—	4,42,697
Other Sorts (II. O) (a)—					Lbs.					
United Kingdom (including Channel Islands)	—	—	—	—	1	—	—	—	—	12
Hongkong	—	—	—	—	10,951	—	—	—	—	32,176
TOTAL BRITISH EMPIRE	—	—	—	—	10,952	—	—	—	—	32,187
Japan	—	—	—	—	1,417,769	—	—	—	—	37,27,043
China (excludes of Hongkong and Macão)	—	—	—	—	180,365	—	—	—	—	5,79,841
Other Foreign Countries	—	—	—	—	1,778	—	—	—	—	3,168
TOTAL FOREIGN COUNTRIES	—	—	—	—	1,605,912	—	—	—	—	43,10,052
Share of Bengal	—	—	—	—	453,373	—	—	—	—	10,00,703
" <i>Bombay</i>	—	—	—	—	904,073	—	—	—	—	26,23,011
" <i>Sind</i>	—	—	—	—	3,894	—	—	—	—	11,679
" <i>Madras</i>	—	—	—	—	247,165	—	—	—	—	7,00,526
" <i>Burma</i>	—	—	—	—	2,359	—	—	—	—	6,320
TOTAL	—	—	—	—	1,616,864	—	—	—	—	43,42,230
Silk Yarn, Nells, and Warps (III. B) (b)—	Lbs.	Lbs.	Lbs.							
United Kingdom (including Channel Islands)	62,013	259,689	267,925	—	—	1,70,051	6,57,364	4,29,891	—	—
Other British Possessions	4,228	100	—	—	..	4,980	200	—	—
TOTAL BRITISH EMPIRE	62,013	263,917	268,025	—	—	1,70,051	6,62,344	4,30,091	—	—
Germany	37,140	27,600	3	—	—	1,43,476	99,495	10	—	—
Belgium	129,792	87,817	60,946	—	—	1,27,208	72,502	53,620	—	—
France	111,300	72,777	20,461	—	—	2,39,233	1,79,164	36,708	—	—
Switzerland	283,952	98,091	..	—	—	10,73,891	3,08,864	..	—	—
Italy (including Fiume)	621,997	302,359	248,899	—	—	19,21,649	23,61,478	5,13,263	—	—
Japan	115,997	1,185,745	814,322	—	—	5,03,482	40,35,584	21,79,716	—	—
China (excludes of Hong- kong and Macão)	342,878	413,533	615,026	—	—	9,23,590	11,15,710	14,60,498	—	—
Other Foreign Countries	2	—	—	10	—	—
TOTAL FOREIGN COUNTRIES	1,643,353	2,746,322	1,759,656	—	—	49,47,539	31,72,797	42,43,820	—	—

(a) Separately recorded from 1935-36.
(b) Subdivided from 1934-35.

ARTICLES, AND COUNTRIES OF CONSIGNMENT; ALSO SHARE OF EACH PROVINCE	QUANTITY					VALUE				
	1931-32	1932-33	1933-34	1934-35	1935-36	1931-32	1932-33	1933-34	1934-35	1935-36
Textiles—continued										
Silk—continued										
<i>Silk Yarn, Nolls, and Warps (Ill. R.)—contd.</i>	Lbs.	Lbs.	Lbs.			R	R	a	R	R
Share of Bengal . . .	165,411	254,090	284,825	—	—	4,88,917	9,00,628	6,89,769	—	—
" Bombay . . .	1,449,529	2,582,419	1,026,859	—	—	43,26,363	75,04,534	37,06,128	—	—
" Sind . . .	106,404	172,619	113,041	—	—	3,08,789	3,65,863	1,32,466	—	—
" Madras . . .	82	1,061	3,165	—	—	831	4,568	7,569	—	—
TOTAL	1,710,366	3,010,189	2,027,681	—	—	51,17,590	83,35,641	46,73,011	—	—
Made from Silk other than waste or nolls (Ill. R.) (a)—				Lbs.	Lbs.					
United Kingdom (including Channel Islands)	—	—	—	1,916	10	—	—	—	9,395	171
Ceylon (excluding Maldives)	—	—	—	..	5	—	—	—	..	11
TOTAL BRITISH EMPIRE	—	—	—	1,916	21	—	—	—	9,395	182
Japan	—	—	—	126,426	118,636	—	—	—	4,86,419	4,88,481
Other Foreign Countries	—	—	—	880	879	—	—	—	397	4,091
TOTAL FOREIGN COUNTRIES	—	—	—	127,306	118,615	—	—	—	4,87,116	4,88,180
Share of Bengal . . .	—	—	—	126,543	80,072	—	—	—	4,90,440	3,52,861
" Bombay . . .	—	—	—	..	28,976	—	—	—	..	1,16,653
" Sind . . .	—	—	—	598	4	—	—	—	3,354	6
" Madras . . .	—	—	—	1,100	4,434	—	—	—	2,008	20,851
" Burma . . .	—	—	—	881	..	—	—	—	711	..
TOTAL	—	—	—	128,222	115,586	—	—	—	4,94,511	4,88,370
Made from Silk waste or nolls (Ill. R.) (a)—				Lbs.	Lbs.					
United Kingdom (including Channel Islands)	—	—	—	585,217	888,496	—	—	—	9,42,884	6,59,988
Hongkong	—	—	—	..	2,900	—	—	—	..	8,750
Other British Possessions	—	—	—	850	..	—	—	—	1,228	..
TOTAL BRITISH EMPIRE	—	—	—	586,067	891,396	—	—	—	9,44,112	6,68,738
Belgium	—	—	—	..	75,715	—	—	—	..	81,208
France	—	—	—	25,238	16,760	—	—	—	51,752	36,445
Switzerland	—	—	—	8,457	..	—	—	—	8,516	..
Italy (including Fiume)	—	—	—	346,869	284,007	—	—	—	7,63,897	7,07,743
Japan	—	—	—	1,708,268	2,264,067	—	—	—	42,69,550	51,66,903
China (exclusive of Hongkong and Macão)	—	—	—	492,019	479,765	—	—	—	12,77,460	12,42,074
Other Foreign Countries	—	—	—	2,428	3,150	—	—	—	4,292	5,483
TOTAL FOREIGN COUNTRIES	—	—	—	2,578,274	3,123,464	—	—	—	68,74,957	72,89,851
Share of Bengal . . .	—	—	—	481,753	796,880	—	—	—	9,74,747	14,94,912
" Bombay . . .	—	—	—	2,434,343	2,526,851	—	—	—	68,13,070	89,86,421
" Sind . . .	—	—	—	229,970	178,038	—	—	—	4,58,988	3,81,097
" Madras . . .	—	—	—	1,345	14,110	—	—	—	7,175	46,099
" Burma . . .	—	—	—	35,930	..	—	—	—	65,158	..
TOTAL	—	—	—	3,168,841	3,514,859	—	—	—	78,19,089	79,08,589

* Sub-divided from 1934-35.
(a) Separately recorded from 1934-35.

No. 10—continued

ARTICLES, AND COUNTRIES OF CONSIGNMENT; ALSO SHARE OF EACH PROVINCE	QUANTITY					VALUE				
	1931-32	1932-33	1933-34	1934-35	1935-36	1931-32	1932-33	1933-34	1934-35	1935-36
<i>Textiles—continued</i>										
<i>Silk—continued</i>										
<i>Manufactures—continued</i>										
Hosiery—Socks and stockings made chiefly of Silk (III. B)(a)				Lbs. —Doz. pair	Lbs. —Doz. pair					
United Kingdom (including Channel Islands)	—	—	—	2,576 —2,633	2,180 —2,574	—	—	—	30,238	36,599
Mauritius and Dependencies	—	—	—	344 —358	..	—	—	—	6,095	..
Other British Possessions	—	—	—	22 —28	309 —245	—	—	—	320	8,917
TOTAL BRITISH EMPIRE	—	—	—	2,942 —4,019	2,498 —2,819	—	—	—	36,652	30,516
Japan	—	—	—	..	581 —329	—	—	—	..	5,049
United States of America— Via Atlantic Coast	—	—	—	2,989 —3,016	4,288 —3,972	—	—	—	49,100	60,942
„ Pacific „	—	—	—	1 —1	14 —15	—	—	—	25	183
Other Foreign Countries	—	—	—	1,758 —2,162	403 —514	—	—	—	10,917	6,127
TOTAL FOREIGN COUNTRIES	—	—	—	4,748 —5,179	5,284 —5,330	—	—	—	60,042	72,251
<i>Share of Bengal</i>	—	—	—	1,779 —1,891	2,314 —2,204	—	—	—	28,212	34,423
„ Bombay	—	—	—	4,082 —5,514	3,455 —4,067	—	—	—	40,107	42,022
„ Sind	—	—	—	1,178 —1,183	1,199 —922	—	—	—	18,241	12,893
„ Madras	—	—	—	136 —135	58 —24	—	—	—	2,123	210
„ Burma	—	—	—	515 —475	846 —932	—	—	—	7,991	13,214
TOTAL	—	—	—	7,690 —9,198	7,782 —8,149	—	—	—	96,674	1,02,767
<i>Silk piecegoods—</i>										
Ponjee (b) (III. B)—					Yds.					
Hongkong	—	—	—	—	42,746	—	—	—	—	16,293
Other British Possessions	—	—	—	—	20,052	—	—	—	—	2,706
TOTAL BRITISH EMPIRE	—	—	—	—	62,798	—	—	—	—	18,999
Japan	—	—	—	—	4,969,775	—	—	—	—	9,99,133
China (exclusive of Hongkong)	—	—	—	—	197,491	—	—	—	—	57,074
TOTAL FOREIGN COUNTRIES	—	—	—	—	5,167,266	—	—	—	—	10,56,207
<i>Share of Bengal</i>	—	—	—	—	166,816	—	—	—	—	34,354
„ Bombay	—	—	—	—	4,327,966	—	—	—	—	9,99,411
„ Sind	—	—	—	—	74,890	—	—	—	—	28,755
„ Madras	—	—	—	—	35,000	—	—	—	—	6,914
„ Burma	—	—	—	—	25,392	—	—	—	—	5,272
TOTAL	—	—	—	—	5,230,064 —446,409	—	—	—	—	10,76,206
<i>Fuji, boski and corded (spun silk) (b) (III. B)—</i>					Yards					
Ceylon (excluding Maldives)	—	—	—	—	99,746	—	—	—	—	35,181
Straits Settlements	—	—	—	—	110,611	—	—	—	—	49,381
Other British Possessions	—	—	—	—	6,080	—	—	—	—	4,037
TOTAL BRITISH EMPIRE	—	—	—	—	216,437	—	—	—	—	88,499
Japan	—	—	—	—	4,852,023	—	—	—	—	17,14,754
China (exclusive of Hongkong)	—	—	—	—	1,181,702	—	—	—	—	4,82,738
Other Foreign Countries	—	—	—	—	1,136	—	—	—	—	529
TOTAL FOREIGN COUNTRIES	—	—	—	—	6,034,861	—	—	—	—	21,98,021

(a) Separately recorded from 1934-35.

(b) Separately recorded from 1935-36.

GENERAL IMPORTS

(460)

No. 10—continued

ARTICLES, AND COUNTRIES OF CONSIGNMENT; ALSO SHARE OF EACH PROVINCE	QUANTITY					VALUE				
	1931-32	1932-33	1933-34	1934-35	1935-36	1931-32	1932-33	1933-34	1934-35	1935-36
Textiles—continued										
Silk—continued					Yds.					B
Manufactures—continued										
Silk piecegoods—contd.										
Fuji, boreki and corded (spun silk) (III. B)—contd.										
Share of Bengal	—	—	—	—	32,307	—	—	—	—	12,648
„ Bombay	—	—	—	—	5,417,437	—	—	—	—	18,86,306
„ Sind	—	—	—	—	171,776	—	—	—	—	72,723
„ Madras	—	—	—	—	522,337	—	—	—	—	2,56,985
„ Burma	—	—	—	—	107,431	—	—	—	—	57,851
TOTAL					6,251,278					22,80,520
					— lbs.					
Crepes and Georgettes (a) (III. B)—					Yards					
Straits Settlements	—	—	—	—	41,974	—	—	—	—	19,000
Other British Possessions	—	—	—	—	10,274	—	—	—	—	5,591
TOTAL BRITISH EMPIRE	—	—	—	—	52,248	—	—	—	—	24,600
France	—	—	—	—	6,772	—	—	—	—	7,287
Switzerland	—	—	—	—	14,459	—	—	—	—	22,734
Japan	—	—	—	—	3,903,601	—	—	—	—	20,18,564
China (exclusive of Hongkong and Macao)	—	—	—	—	122,712	—	—	—	—	74,255
Other Foreign Countries	—	—	—	—	6,119	—	—	—	—	6,719
TOTAL FOREIGN COUNTRIES	—	—	—	—	4,058,663	—	—	—	—	21,29,609
Share of Bengal	—	—	—	—	58,289	—	—	—	—	40,705
„ Bombay	—	—	—	—	3,003,528	—	—	—	—	16,30,518
„ Sind	—	—	—	—	15,753	—	—	—	—	14,215
„ Madras	—	—	—	—	490,168	—	—	—	—	3,82,605
„ Burma	—	—	—	—	538,173	—	—	—	—	1,86,356
TOTAL					4,105,911					21,54,209
					— lbs.					
Satins and Tafettas (III. B)—					Yards					
Hongkong (a)	—	—	—	—	44,040	—	—	—	—	20,243
Other British Possessions	—	—	—	—	6,126	—	—	—	—	1,871
TOTAL BRITISH EMPIRE	—	—	—	—	50,166	—	—	—	—	21,619
France	—	—	—	—	200	—	—	—	—	1,100
Japan	—	—	—	—	2,005,044	—	—	—	—	5,19,723
China (exclusive of Hongkong and Macao)	—	—	—	—	143,774	—	—	—	—	80,427
TOTAL FOREIGN COUNTRIES	—	—	—	—	2,149,018	—	—	—	—	6,01,250
Share of Bengal	—	—	—	—	11,424	—	—	—	—	10,330
„ Bombay	—	—	—	—	2,174,550	—	—	—	—	6,02,423
„ Sind	—	—	—	—	3,799	—	—	—	—	2,337
„ Madras	—	—	—	—	4,263	—	—	—	—	2,330
„ Burma	—	—	—	—	5,148	—	—	—	—	4,344
TOTAL					2,190,184					6,22,869
					— lbs.					
Others (a) (III. B)—					Yards					
United Kingdom (including Channel Islands)	—	—	—	—	10,335	—	—	—	—	22,404
Ceylon (excluding Maldives)	—	—	—	—	44,738	—	—	—	—	28,285
Straits Settlements	—	—	—	—	63,928	—	—	—	—	44,044
Hongkong	—	—	—	—	1,350,042	—	—	—	—	2,02,023
Other British Possessions	—	—	—	—	1,740	—	—	—	—	1,158
TOTAL BRITISH EMPIRE	—	—	—	—	1,477,383	—	—	—	—	3,50,114

(a) Separately recorded from 1935-36.

No. 10—continued

ARTICLES, AND COUNTRIES OF CONSUMPTION; ALSO SHARE OF EACH PROVINCE	QUANTITY					VALUE				
	1931-32	1932-33	1933-34	1934-35	1935-36	1931-32	1932-33	1933-34	1934-35	1935-36
Textiles—continued										
Silk—continued					Yards					
Manufactures—continued										
Silk piece-goods—continued										
Others (III. B)—continued										
Japan	—	—	—	—	5,937,303	—	—	—	—	19,30,335
China (exclusive of Hongkong and Macao)	—	—	—	—	2,162,324	—	—	—	—	5,05,021
Other Foreign Countries	—	—	—	—	16,523	—	—	—	—	13,343
TOTAL FOREIGN COUNTRIES	—	—	—	—	8,106,245	—	—	—	—	25,39,109
Share of Bengal	—	—	—	—	79,030	—	—	—	—	43,016
“ Bombay	—	—	—	—	8,273,147	—	—	—	—	25,25,651
“ Sind	—	—	—	—	25,408	—	—	—	—	17,037
“ Madras	—	—	—	—	77,609	—	—	—	—	66,752
“ Burma	—	—	—	—	1,188,334	—	—	—	—	2,40,803
TOTAL { Yards — lbs.	—	—	—	—	8,643,628 —578,770	—	—	—	—	28,08,313
Total Silk piece-goods (III. B)—										
United Kingdom (including Channel Islands)	Yards 147,516	Yards 91,093	Yards 48,324	Yards 86,723	Yards 11,325	1,68,565	85,407	68,095	55,405	23,729
Ceylon (excluding Maldives)	24,781	20,184	20,674	204,687	179,354	42,458	24,299	23,029	80,727	71,678
Straits Settlements	38,238	21,805	25,762	85,259	216,513	23,113	10,608	23,932	47,926	1,13,074
Hongkong	92,723	129,023	909,705	623,132	1,447,311	39,063	1,02,773	3,41,244	2,42,615	3,02,271
Kenya Colony	5,361	4,035	2,066	1,537	10	5,359	4,635	2,066	1,537	5
Other British Possessions	5,001	3,317	4,597	3,829	4,499	5,190	3,329	4,762	2,311	2,164
TOTAL BRITISH EMPIRE	314,123	270,957	1,011,018	1,010,217	1,859,012	3,34,243	2,40,106	4,64,923	4,30,521	5,12,921
Germany	1,772	3,212	14,196	1,739	1,394	10,319	3,142	10,755	2,144	3,100
Belgium	82,833	74,805	35,407	5,761	1,391	50,612	58,637	27,234	3,550	1,492
France	14,039	8,132	9,232	17,279	3,293	54,707	53,484	33,020	22,512	11,933
Switzerland	6,040	19,320	31,355	15,351	14,746	34,031	69,024	69,597	13,313	23,339
Italy (including Fiume)	837	327	396	2,378	2,372	1,147	2,054	1,033	23,042	3,097
Iran	46	135	74	22,330	67	95	135	72	25,307	44
Java	10,127	..	100	236	70	5,327	..	63	203	50
French Indo-China	3,630	167	201	..	15	3,004	155	122	..	0
Japan	11,744,063	20,769,103	34,269,066	27,796,539	21,717,336	71,39,433	1,32,96,634	1,47,39,277	1,00,59,017	71,33,009
China (exclusive of Hong- kong and Macao)	7,735,673	7,312,465	5,746,229	4,462,031	3,303,003	49,25,313	43,32,762	23,64,333	13,73,563	12,30,515
Other Foreign Countries	2,735	2,303	5,206	4,713	16,393	6,215	2,709	6,270	6,743	3,733
TOTAL FOREIGN COUNTRIES	19,610,100	34,636,974	40,111,462	32,329,507	25,571,053	1,22,66,168	1,78,50,766	1,77,51,346	1,20,30,399	35,24,230
Share of Bengal	1,535,913	1,695,938	744,451	393,793	247,916	10,77,235	3,09,399	3,56,023	1,31,573	1,46,549
“ Bombay	16,313,535	29,332,468	30,464,430	23,413,627	23,796,613	1,00,40,344	1,33,41,736	1,30,06,633	1,06,45,227	76,44,314
“ Sind	103,621	159,066	175,735	349,679	291,626	97,600	1,04,127	95,722	1,66,966	1,35,167
“ Madras	734,313	1,177,041	1,650,779	1,353,591	1,123,377	6,34,059	7,70,376	9,30,170	3,00,593	6,16,133
“ Burma	1,339,913	2,532,432	2,147,935	2,324,133	1,864,523	7,71,373	11,64,334	7,77,674	7,22,121	4,95,041
TOTAL (a) { Yards — lbs.	19,924,223	34,957,931	41,123,330	33,339,724 —2,027,051	27,430,065 —2,146,234	1,26,20,411	1,30,30,962	1,32,16,274	1,25,20,420	90,37,207
Goods of silk mixed with other materials (III. B)—										
United Kingdom (including Channel Islands)	Yards 135,152	Yards 249,339	Yards 132,144	Yards 312,973	Yards 99,149	3,31,517	3,93,934	1,32,395	2,43,539	1,30,637
Ceylon (excluding Maldives)	105	6,233	1,200	63,509	253,414	157	2,560	577	32,333	1,03,420
Straits Settlements	2,332	3,153	2,236	27,012	53,033	3,542	2,099	1,305	11,222	21,953
Hongkong	2,115	10,192	4,322	4,443	1,332	1,337	13,510	2,590	3,113	1,649
Other British Possessions	1,153	1,396	1,247	535	399	354
TOTAL BRITISH EMPIRE	190,254	278,472	141,003	314,343	400,089	2,37,103	3,13,153	1,37,452	2,96,102	2,58,003

(a) Quantity in lbs. shown from 1934-35.

GENERAL IMPORTS

(462)

No. 10—continued

ARTICLES, AND COUNTRIES OF CONSIGNMENT; ALSO SHARE OF EACH PROVINCE	QUANTITY					VALUE				
	1931-32	1932-33	1933-34	1934-35	1935-36	1931-32	1932-33	1933-34	1934-35	1935-36
Textiles—continued										
Silk—continued										
Manufactures—continued	Yards.	Yards.	Yards.	Yards.	Yards.	R	R	R	R	R
Goods of silk mixed with other materials (III. B)— <i>contd.</i>										
Germany	170,033	257,563	242,760	307,114	200,094	2,67,197	3,77,407	3,06,345	3,88,070	2,23,137
Belgium	512	5,165	..	9,157	..	755	3,888	..	9,843	25
France	53,793	46,704	36,433	29,033	30,352	1,04,602	95,714	95,203	80,032	1,32,063
Switzerland	10,946	6,697	22,565	13,273	13,216	39,449	23,013	74,064	35,657	24,140
Italy (including Fiume)	30,924	35,235	64,712	41,632	29,235	32,332	74,220	63,726	60,435	33,549
Iraq	30,301	9,323
Japan	4,053,234	6,351,122	8,043,473	11,744,117	7,817,173	18,31,379	27,79,137	40,72,572	60,44,433	34,93,672
China (exclusive of Hongkong and Macao)	576,502	332,933	1,293,349	820,665	252,004	5,13,736	6,23,569	6,94,971	4,74,565	1,37,703
United States of America—										
<i>Via Atlantic Coast</i>	2,133	134,312	..	5	..	933	37,349	..	19	..
Other Foreign Countries	1,164	5,014	3,424	1,946	1,163	3,711	3,075	4,733	4,236	2,365
TOTAL FOREIGN COUNTRIES	4,999,391	9,324,800	9,711,791	13,056,992	8,393,243	27,13,094	40,36,372	57,11,614	70,07,331	40,62,462
Share of Bengal	1,140,279	2,675,375	1,379,366	236,376	237,070	4,47,335	6,31,340	4,12,514	1,39,010	1,11,914
<i>Bombay</i>	2,455,733	4,774,663	7,195,175	11,796,163	7,905,362	17,92,759	27,37,141	42,63,336	63,20,655	37,62,330
<i>Sind</i>	136,155	165,576	32,334	303,307	199,393	1,57,692	1,63,629	1,11,423	2,33,365	1,33,573
<i>Madras</i>	497,904	752,603	392,247	339,643	74,333	2,32,343	2,35,672	1,71,101	1,35,051	42,952
<i>Burma</i>	339,544	1,734,543	366,737	646,944	365,763	2,70,113	5,61,443	5,15,339	4,63,403	2,16,576
TOTAL* { Yards — Lbs.	5,039,645	10,103,272	9,853,309	13,371,335 —1,735,141	8,302,323 —1,117,603	30,20,197	43,49,025	34,90,066	73,03,433	43,20,550
Thread for sewing (III. B)—										
United Kingdom (including Channel Islands)	Lbs. 5,351	Lbs. 5,334	Lbs. 3,511	Lbs. 3,730	Lbs. 1,947	30,333	69,374	63,517	54,773	39,474
Other British Possessions	33	60	73	73	43	412	673	942	336	334
TOTAL BRITISH EMPIRE	5,384	5,444	3,584	3,803	1,990	30,745	70,047	64,459	55,109	39,808
Japan	4,209	..	1,443	134	112	40,441	..	3,035	337	232
Other Foreign Countries	40	17	331	4	20	437	166	5,212	33	233
TOTAL FOREIGN COUNTRIES	4,249	17	1,827	138	132	40,878	166	8,247	370	465
Share of Bengal	4,736	1,433	1,469	993	363	51,597	11,471	12,355	10,474	5,391
<i>Bombay</i>	4,937	3,536	2,972	2,347	1,432	62,153	51,335	43,323	35,469	23,374
<i>Sind</i>	397	171	573	339	131	5,144	3,159	4,535	6,031	4,919
<i>Madras</i>	73	197	279	147	35	1,333	2,514	4,736	3,635	1,924
<i>Burma</i>	32	112	123	160	131	971	1,634	1,733	1,925	1,636
TOTAL	10,133	5,461	5,416	3,961	2,127	1,21,673	70,713	67,766	56,584	40,353
Other sorts (III. B)—										
United Kingdom (including Channel Islands)	Lbs. 3,537	Lbs. 12,190	Lbs. 16,094	Lbs. 3,792	Lbs. 4,525	52,341	63,320	31,366	22,491	34,939
Canada—										
<i>Via Atlantic Coast</i>	440	2	23	5,370	3	399
<i>Pacific</i>	99	1,374
Other British Possessions	1,356	1,232	633	411	793	10,265	7,933	4,225	3,523	3,540
TOTAL BRITISH EMPIRE	10,333	13,424	17,495	4,203	5,293	63,006	71,311	37,054	26,014	38,529

*Quantity in lbs. shown from 1934-35.

No. 10—continued

ARTICLES, AND COUNTRIES OF CONSIGNMENT; ALSO SHARE OF EACH PROVINCE	QUANTITY					VALUE				
	1931-32	1932-33	1933-34	1934-35	1935-36	1931-32	1932-33	1933-34	1934-35	1935-36
Textiles—continued										
Silk—continued										
Manufactures—continued										
Other sorts (III. R) —continued	Lbs.	Lbs.	Lbs.	Lbs.	Lbs.					
Germany	778	3,588	440	174	111	4,052	8,644	2,187	633	498
Belgium	8,671	4,071	1,748	1,100	643	12,902	10,758	2,882	920	1,191
France	850	20,804
China (exclusive of Hong- kong and Macão)	5,961	7,112	970	5,985	435	29,058	25,000	6,789	8,029	2,781
Japan	6,097	14,478	16,589	15,676	15,575	30,537	60,404	69,805	34,597	25,899
United States of America—										
Via Atlantic Coast	5,289	4,206	5,837	884	284	66,240	79,205	55,510	5,328	3,038
" Pacific "	84	196	56	56	1	1,890	3,018	984	1,149	5
Other Foreign Countries	1,220	1,384	817	423	130	3,430	5,229	2,844	3,545	360
TOTAL FOREIGN COUNTRIES	23,050	35,070	25,952	23,748	17,870	1,68,500	1,92,748	1,41,001	54,198	55,176
Share of Bengal	21,783	13,301	10,749	13,904	13,858	1,00,353	92,124	66,322	37,338	39,963
" Bombay	10,399	20,319	21,421	11,085	1,914	71,517	1,06,042	94,671	17,249	36,967
" Sind	1,732	7,028	7,395	237	63	25,939	31,267	27,526	3,372	320
" Madras	1,187	479	1,013	1,581	1,761	11,402	5,334	13,231	13,663	16,162
" Burma	3,304	9,467	2,369	1,144	16	37,734	38,792	37,155	8,153	223
TOTAL	33,433	43,494	43,447	27,951	22,612	2,36,985	2,64,059	2,28,355	80,210	93,705
Total value of Silk Manu- factures (including Silk Yarn, etc.)—										
United Kingdom (including Channel Islands)	—	—	—	—	—	6,93,357	11,71,039	8,15,263	13,63,730	9,15,641
Ceylon (excluding Maldives)	—	—	—	—	—	44,884	29,121	25,826	1,15,478	1,75,864
Straits Settlements	—	—	—	—	—	35,873	25,037	26,404	61,129	1,36,878
Hongkong	—	—	—	—	—	95,635	1,24,332	3,40,246	2,47,209	3,18,698
Kenya Colony	—	—	—	—	—	5,850	4,685	3,026	1,537	19
Canada—										
Via Atlantic Coast	—	—	—	—	—	5,370	2	390	6,065	2,638
" Pacific "	—	—	—	—	—	1,374
Other British Possessions	—	—	—	—	—	5,190	3,329	5,755	3,292	2,647
TOTAL BRITISH EMPIRE	—	—	—	—	—	8,90,668	13,57,551	12,24,784	17,98,440	15,43,820
Germany	—	—	—	—	—	4,20,944	4,03,703	3,19,390	3,08,576	2,38,533
Belgium	—	—	—	—	—	1,01,477	1,48,380	88,786	18,606	33,821
France	—	—	—	—	—	3,99,293	3,14,345	1,71,612	1,65,371	2,05,012
Switzerland	—	—	—	—	—	11,49,808	4,03,314	1,42,700	88,584	47,479
Italy (including Fiume)	—	—	—	—	—	19,55,514	24,37,883	5,78,421	3,52,172	7,44,712
Austria	—	—	—	—	—	1,455	5,023	5,267	7,535	3,225
Czechoslovakia	—	—	—	—	—	5,951	1,612	1,395	708	4,290
Iraq	—	—	—	—	—	11,512
Iran	—	—	—	—	—	111	140	75	25,307	65
Java	—	—	—	—	—	5,327	..	68	403	60
French Indo-China	—	—	—	—	—	3,904	155	182	10	9
China (exclusive of Hongkong and Macão)	—	—	—	—	—	63,96,918	61,52,071	50,37,599	36,33,632	26,76,263
Japan	—	—	—	—	—	95,99,272	2,01,71,734	2,10,69,455	2,09,29,918	1,63,53,232
United States of America—										
Via Atlantic Coast	—	—	—	—	—	87,551	1,16,039	55,701	54,448	65,294
" Pacific "	—	—	—	—	—	1,311	3,043	984	1,174	133
Other Foreign Countries	—	—	—	—	—	1,830	4,307	4,493	3,020	4,965
TOTAL FOREIGN COUNTRIES	—	—	—	—	—	2,03,28,138	3,02,52,849	2,74,61,078	2,61,04,521	2,04,42,721

GENERAL IMPORTS

(464)

No. 10—continued

ARTICLES, AND COUNTRIES OF CONSIGNMENT; ALSO SHARE OF EACH PROVINCE	QUANTITY					VALUE				
	1931-32	1932-33	1933-34	1934-35	1935-36	1931-32	1932-33	1933-34	1934-35	1935-36
Textiles—continued						R	R	R	R	R
Silk—concluded										
Manufactures—concluded										
<i>Total value of Silk Manu- factures (including Silk Farn, etc.)—continued</i>										
Share of Bengal . . .	—	—	—	—	—	21,59,707	25,05,516	15,17,938	18,58,694	21,34,323
“ Bombay . . .	—	—	—	—	—	1,62,93,071	2,56,41,338	2,41,69,846	2,38,75,777	1,76,18,841
“ Sind . . .	—	—	—	—	—	6,25,124	6,37,945	4,69,725	9,40,745	7,23,254
“ Madras . . .	—	—	—	—	—	3,69,868	10,18,558	11,76,857	10,13,245	7,41,934
“ Burma . . .	—	—	—	—	—	11,69,036	17,56,743	13,51,270	13,74,400	7,26,639
TOTAL	—	—	—	—	—	2,11,10,859	2,16,10,400	2,86,85,662	2,79,62,951	2,19,91,541
<i>Total value of Silk, Raw and Manufactures</i>	—	—	—	—	—	2,78,55,111	4,38,39,681	3,59,60,146	3,37,09,253	2,77,64,670
Wool—										
Raw (H. P)—	Lbs.	Lbs.	Lbs.	Lbs.	Lbs.					
United Kingdom (including Channel Islands)	978,512	2,127,531	1,539,882	2,248,670	1,688,057	8,71,470	16,24,994	14,30,787	18,42,013	12,67,317
Commonwealth of Australia	2,915,705	3,050,870	2,831,120	3,048,637	4,548,171	15,14,813	18,10,348	18,02,721	20,94,714	27,41,469
New Zealand	106,358	72,949	25,322	..	65,791	40,436	21,786	11,752	..	29,314
Other British Possessions	19,463	21,056	6,944	3,808	3,831	4,580	5,735	1,800	1,190	1,296
TOTAL BRITISH EMPIRE	4,015,063	5,272,406	4,400,778	5,301,165	6,305,850	24,31,304	36,72,863	33,47,060	39,37,917	40,40,486
Germany . . .	44,683	6,384	7,939	10,000	1,142	5,769
Mascat Territory and Trucial Oman	58,364	56,504	34,868	27,534	68,653	11,865	11,675	6,865	5,758	12,745
Other Native States in Arabia	118,192	160,730	11,424	24,534	98,015	25,870	1,03,900	2,820	7,090	38,170
Iraq . . .	502,764	396,316	2,576	238,880	791,596	1,35,900	1,19,892	870	78,600	2,14,906
Iran . . .	1,954,365	1,293,179	648,072	394,941	800,210	4,91,510	3,02,490	1,51,334	1,10,952	96,955
Other Foreign Countries	..	308	1,144	..	2,636	..	228	1,130	..	1,163
TOTAL FOREIGN COUNTRIES	2,675,573	1,912,971	688,684	638,959	1,179,899	5,78,145	5,39,325	1,62,519	1,97,100	3,59,797
Share of Bengal . . .	2,472,549	2,268,635	2,564,145	2,731,514	4,129,331	12,30,375	13,03,629	16,39,455	20,13,933	24,73,345
“ Bombay . . .	3,397,323	3,622,334	1,994,993	2,516,393	2,435,734	16,04,530	13,23,971	12,45,593	16,31,659	13,59,316
“ Sind . . .	315,009	695,408	349,938	667,446	624,133	2,44,430	5,79,370	3,37,907	6,55,570	4,59,235
“ Madras	300,561	69,372	354,963	1,36,491	33,462	1,17,347
“ Burma . . .	50	100	100	64	118	128
TOTAL	6,990,936	7,186,877	5,098,662	5,935,124	7,485,249	31,09,449	42,12,188	34,09,579	41,35,017	44,10,193

No. 10—continued

ARTICLES, AND COUNTRIES OF CONSIGNMENT; ALSO SHARE OF EACH PROVINCE	QUANTITY					VALUE				
	1931-32	1932-33	1933-34	1934-35	1935-36	1931-32	1932-33	1933-34	1934-35	1935-36
Textiles—continued										
Wool—continued										
Yarn and knitting wool (III. B)—						R	R	R	R	R
Worsted yarn for weaving (III. B)—										
United Kingdom (including Channel Islands)	Lbs. 162,021	Lbs. 166,420	Lbs. 300,471	Lbs. 227,540	Lbs. 35,762	1,91,568	2,19,142	2,92,189	2,33,904	56,068
Poland (including Danzig)	253,558	344,225	73,060	27,685	93,915	3,96,119	5,90,800	1,53,839	36,518	1,02,214
Germany	113,968	79,892	15,159	7,668	..	2,41,947	1,67,785	26,445	14,735	..
Belgium	1,705	16,013	3,309	1,373	..	2,644	29,691	4,073	3,413	..
France	45,174	244,664	21,653	21,364	300	63,442	3,33,440	23,508	33,799	1,705
Italy (including Fiume)	..	442	1,276	2,095	524	..	964	2,519	6,449	427
Czechoslovakia	..	14,253	31,335
Japan	..	49,986	465,364	1,349,374	955,693	..	31,969	7,03,300	24,99,253	18,06,072
Other Foreign Countries	1,200	2,079	1,314	819	..	3,203	2,036	1,462	1,912	..
TOTAL FOREIGN COUNTRIES	415,605	751,554	536,034	1,410,393	1,050,435	7,12,360	12,93,520	9,25,695	25,95,134	17,70,508
Share of Bengal	105,653	31,997	155,939	173,633	100,603	1,36,016	1,31,346	1,49,634	2,59,263	1,74,543
" Bombay	22,727	59,393	379,603	551,331	133,227	32,135	43,416	4,95,339	10,40,432	3,23,500
" Sind	439,799	765,430	343,309	391,090	794,405	7,35,652	13,04,313	6,63,572	15,64,450	13,40,021
" Madras	6,350	13,546	2,055	6,133	7,327	16,934	23,032	4,319	14,435	13,442
" Burma	616	12	..	1,300	..	1,200	39	..	1,457	..
TOTAL	567,626	911,974	836,505	1,636,433	1,086,197	9,08,923	15,12,662	12,17,335	23,99,093	18,26,573
Knitting wool (III. B)—										
United Kingdom (including Channel Islands)	Lbs. 199,129	Lbs. 344,305	Lbs. 421,303	Lbs. 619,366	Lbs. 261,110	3,43,333	6,14,634	7,23,347	10,31,252	5,35,732
Hongkong	37,763	31,301
Other British Possessions	29	24	12	1	62	96	79	22	3	145
TOTAL BRITISH EMPIRE	199,158	344,330	421,315	619,367	298,944	3,43,932	6,14,763	7,23,369	10,31,255	5,67,523
Poland (including Danzig)	73,130	37,059	22,361	34,330	6,122	1,17,433	57,013	33,455	36,633	6,042
Germany	272,094	130,714	37,394	32,793	16,245	6,49,739	4,55,166	69,113	70,333	54,632
Belgium	20,710	21,143	6	13,104	..	43,997	37,349	12	11,633	..
France	164,052	199,774	3,533	472	217	2,31,016	2,32,373	6,034	1,743	700
Italy (including Fiume)	375	6,133	16	20	72	1,102	13,353	15	100	151
Austria	3,623	737	10,733	2,272
Czechoslovakia	376	21,037	1,059	45,339
China (exclusive of Hongkong and Macao)	1	5,144	103	92	2	10	11,303	303	367	4
Japan	2,625	127,516	324,517	1,157,070	716,903	9,363	2,74,722	4,79,974	20,06,939	10,32,313
Other Foreign Countries	36	431	232	297	69	74	1,341	903	459	190
TOTAL FOREIGN COUNTRIES	540,012	651,445	333,651	1,233,777	739,335	10,64,331	11,33,033	6,15,672	21,23,562	11,44,662

ARTICLES, AND COUNTRIES OF CONSIGNMENT; ALSO SHARE OF EACH PROVINCE	QUANTITY					VALUE				
	1931-32	1932-33	1933-34	1934-35	1935-36	1931-32	1932-33	1933-34	1934-35	1935-36
Textiles—continued										
Wool—continued										
Yarn and knitting wool—continued										
Knitting wool (III. S)— continued	Lbs.	Lbs.	Lbs.	Lbs.	Lbs.	R	R	R	R	R
Share of Bengal	59,357	148,897	139,839	111,103	137,129	2,27,975	3,45,025	2,48,171	2,46,634	2,87,001
„ Bombay	361,674	416,416	154,482	193,213	238,066	6,33,554	5,71,600	2,52,743	3,12,364	3,64,041
„ Sind	215,503	318,515	422,987	1,435,232	544,835	4,69,140	6,01,372	6,38,472	22,24,793	2,50,321
„ Madras	27,142	27,566	37,931	39,979	40,020	76,218	83,331	94,748	1,03,898	87,477
„ Burma	14,794	58,281	54,677	78,517	78,529	1,12,226	1,95,030	1,09,907	1,71,295	1,43,271
TOTAL	739,170	905,775	800,966	1,858,144	1,038,579	14,08,513	17,96,858	13,44,041	31,69,817	17,12,190
Manufactures—										
Blankets and rugs other than floor rugs (III. S)—	Lbs.	Lbs.	Lbs.	Lbs.	Lbs.					
United Kingdom (including Channel Islands).	59,017	59,038	87,201	115,826	59,540	85,776	88,136	1,07,316	1,35,712	97,540
Hongkong	3,070	3,039	1,940	7,916	1,455	5,526	6,289	4,039	12,963	2,611
Other British Possessions	947	2,186	375	1,081	3,600	2,651	2,041	758	1,551	2,879
TOTAL BRITISH EMPIRE	63,034	64,213	89,606	124,823	64,595	93,952	96,466	1,12,108	1,50,231	1,03,030
Poland (including Dantzg)	39,882	9,358
Germany	273,480	217,730	74,053	852,184	141,833	1,40,086	98,075	34,383	1,25,083	74,389
Belgium	11,487	47,470	..	11,441	21,661	4,921	20,766	..	6,317	9,594
France	67,476	39,252	23,619	20,927	8,651	35,489	16,284	10,199	8,738	4,063
Italy (including Fiume)	1,990,024	3,781,665	4,895,488	5,981,089	4,167,525	15,92,451	21,40,367	27,95,823	49,93,848	21,19,091
Czechoslovakia	393	1,208	535	4,296	..	840	2,520	1,554	6,929	..
Japan	86	12,151	38,822	152,347	165,356	95	15,219	43,867	1,90,440	1,92,415
United States of America—										
Vid Atlantic Coast	2,011	506	1,632	722	..	3,326	1,606	3,123	1,023	..
„ Pacific „	56	..	60	48	..	24
Other Foreign Countries	3,376	11,854	967	17,316	702	3,022	4,669	1,146	9,231	852
TOTAL FOREIGN COUNTRIES	2,948,339	4,112,366	5,080,072	6,540,322	4,545,610	17,80,264	22,00,756	29,00,166	53,45,505	24,09,702
Share of Bengal	1,102,217	1,687,853	2,063,226	2,293,429	1,576,444	7,26,784	11,77,420	14,88,880	22,53,758	11,15,541
„ Bombay	523,284	703,354	1,045,773	1,467,489	1,286,174	4,37,012	6,26,036	3,64,837	13,07,971	9,66,397
„ Sind	478,257	1,240,458	1,539,607	1,829,917	1,018,767	4,69,881	11,29,452	12,47,103	15,55,141	7,84,413
„ Madras	44,275	113,808	27,348	16,579	13,589	45,053	98,121	28,058	32,348	14,820
„ Burma	262,360	431,606	443,665	357,701	715,241	2,06,166	3,67,163	3,73,316	3,29,512	6,11,112
TOTAL	2,411,873	4,177,079	5,119,678	6,665,145	4,610,205	18,74,846	22,97,222	40,02,394	54,98,786	25,12,792
Brads (III. S)—										
United Kingdom (including Channel Islands)	Lbs.	Lbs.	Lbs.	Lbs.	Lbs.					
Germany	2,094	8,516	1,890	2,340	5,046	6,507	23,406	5,380	6,724	12,678
Netherlands	2,202	2,315	1,674	845	82	6,924	6,565	5,039	2,880	142
Czechoslovakia	1,697	3,530	3,835	4,226	2,298	4,337	7,271	11,141	10,141	7,080
Japan	672	30,960	918	648	6,922	688
Other Foreign Countries	1,204	8,338	200	751	284	3,041	3,100	230	2,074	844
TOTAL FOREIGN COUNTRIES	7,197	17,699	8,271	39,122	8,578	20,801	40,342	22,488	27,741	21,822
Share of Bengal	2,060	7,159	2,360	3,285	2,390	6,597	16,206	5,059	6,552	5,424
„ Bombay	1,435	4,246	3,415	32,076	229	1,321	5,547	6,559	11,640	706
„ Sind	3,527	3,925	3,716	2,359	3,042	10,887	12,058	11,293	7,851	7,927
„ Madras	656	1,299	..	19	1,050	1,181	2,948	..	36	3,346
„ Burma	26	2,028	2,322	1,613	1,729	199	5,633	6,451	4,280	4,574
TOTAL	7,324	18,717	11,813	39,849	8,640	22,988	43,390	26,872	30,359	22,007

No. 10—continued

ARTICLES, AND COUNTRIES OF CONSIGNMENT; ALSO SHARE OF EACH PROVINCE	QUANTITY					VALUE				
	1931-32	1932-33	1933-34	1934-35	1935-36	1931-32	1932-33	1933-34	1934-35	1935-36
	Lbs.	Lbs.	Lbs.	Lbs.	Lbs.	R	R	R	R	R
Textiles—continued										
Wool—continued										
Manufactures—continued										
Carpets and floor rugs (III. S.)—										
United Kingdom (including Channel Islands)	75,581	81,266	75,362	104,959	147,544	2,00,027	1,77,177	1,52,548	2,37,014	3,06,496
Jeylan (excluding Maldives)	2,607	627	186	397	508	12,458	792	277	699	920
Other British Possessions	6,108	1,538	1,595	6,573	3,307	8,675	4,176	3,288	11,723	5,645
TOTAL BRITISH EMPIRE	84,296	83,431	77,143	111,929	151,444	2,21,360	1,82,145	1,55,858	2,49,286	3,13,061
Germany	1,587	356	360	5,632	2,492	3,697	2,678	1,008	11,083	3,184
Belgium	582	3,792	12,259	5,318	11,661	957	4,615	14,158	6,157	10,420
France	7,451	7,386	1,841	1,919	1,231	20,818	20,062	2,693	11,202	1,624
Italy (including Fiume)	9,266	1,475	3,033	3,460	398	6,937	2,007	4,504	3,852	873
Turkey, European	360	18,400
Iraq	5,974	5,447	6,112	2,381	4,212	15,406	10,377	10,582	5,096	10,562
Iran	1,45,904	77,992	14,449	9,511	9,598	2,07,841	79,608	18,241	14,994	11,588
China (exclusive of Hongkong and Macao)	2,155	2,795	7,371	5,953	12,592	4,514	4,423	14,692	10,738	14,041
United States of America—										
Vid Atlantic Coast	4,473	3,238	9,065	10,766	4,833	13,800	31,711	7,899	23,118	8,390
" Pacific "	30	..	45	150	..	134
Other Foreign Countries	5,340	1,364	3,958	3,705	2,923	11,235	4,557	5,573	6,241	4,869
TOTAL FOREIGN COUNTRIES	132,717	104,393	57,893	43,645	50,293	2,94,755	2,20,123	79,439	92,476	73,951
Share of Bengal	36,157	35,306	33,053	39,333	51,593	65,050	73,069	63,373	76,214	98,799
" Bombay	120,909	122,483	70,510	63,592	33,043	3,32,921	3,70,743	1,17,699	1,21,868	1,38,632
" Sind	89,317	16,595	14,663	13,623	13,499	70,192	33,909	27,724	42,950	29,241
" Madras	3,325	9,433	3,951	3,523	5,073	35,133	13,039	16,433	13,233	9,994
" Burma	1,712	3,494	6,349	30,493	43,690	2,794	6,593	10,063	32,467	1,15,343
TOTAL	267,013	187,614	135,036	160,574	2,01,742	5,16,115	4,02,273	2,35,297	3,41,712	3,02,012
Hosiery (III.S) (a)—										
United Kingdom (including Channel Islands)	124,666	107,179	103,856	139,511	—	5,57,610	4,57,647	4,63,331	5,49,230	—
Hongkong	3,139	5,233	544	1,545	—	5,730	17,072	1,421	2,433	—
Other British Possessions	423	203	7	9	—	741	1,789	27	26	—
TOTAL BRITISH EMPIRE	128,228	112,620	104,407	141,065	—	5,64,081	4,76,508	4,65,379	5,51,789	—
Germany	6,900	1,414	12	372	—	25,009	5,230	55	2,269	—
France	2,321	143	2	36	—	14,624	1,155	10	467	—
Japan	17,307	150,230	169,937	269,235	—	56,180	2,05,910	4,10,310	6,66,214	—
Other Foreign Countries	2,576	1,423	1,723	4,075	—	9,070	3,693	6,703	4,665	—
TOTAL FOREIGN COUNTRIES	29,104	153,215	171,729	273,768	—	1,04,833	2,15,993	4,17,088	6,78,615	—
Share of Bengal	33,475	113,245	306,735	197,073	—	1,55,729	2,39,799	3,54,767	5,65,697	—
" Bombay	64,379	90,334	103,373	144,509	—	2,53,338	2,24,490	2,69,118	3,26,465	—
" Sind	35,156	23,199	36,463	43,184	—	1,47,163	96,351	1,46,463	1,33,033	—
" Madras	4,450	1,910	3,303	3,471	—	15,157	3,210	9,339	13,463	—
" Burma	19,927	31,037	32,367	31,317	—	92,327	1,32,660	1,12,170	76,674	—
TOTAL	157,337	266,835	281,186	408,933	—	6,69,114	6,02,501	8,92,862	12,25,354	—
Woollen knitted apparel (III. S.) (b)—					Lbs.					
United Kingdom (including Channel Islands)	—	—	—	—	87,123	—	—	—	—	1,54,612
Other British Possessions	—	—	—	—	1,541	—	—	—	—	3,534
TOTAL BRITISH EMPIRE	—	—	—	—	88,664	—	—	—	—	1,58,146

(a) Sub-divided into two heads from 1936-36.

(b) Separately recorded from 1936-36.

ARTICLES, AND COUNTRIES OF CONSIGNMENT; ALSO SHARE OF EACH PROVINCE	QUANTITY					VALUE				
	1931-32	1932-33	1933-34	1934-35	1935-36	1931-32	1932-33	1933-34	1934-35	1935-36
Textiles—continued										
Wool—continued										
Manufactures—continued					Lbs.					
Woolen knitted apparel (a) (III. 8)—continued										
Japan	—	—	—	—	894,587	—	—	—	—	9,41,822
Other Foreign Countries	—	—	—	—	2,248	—	—	—	—	10,742
TOTAL FOREIGN COUNTRIES	—	—	—	—	896,835	—	—	—	—	9,52,564
Share of Bengal	—	—	—	—	174,451	—	—	—	—	4,24,206
" <i>Bombay</i>	—	—	—	—	82,851	—	—	—	—	2,80,246
" <i>Sind</i>	—	—	—	—	30,787	—	—	—	—	81,866
" <i>Madras</i>	—	—	—	—	1,971	—	—	—	—	5,784
" <i>Burma</i>	—	—	—	—	124,444	—	—	—	—	3,37,866
TOTAL	—	—	—	—	435,504	—	—	—	—	11,10,567
Other sorts (III. 8) (a)—					Lbs.					
United Kingdom (including Channel Islands)	—	—	—	—	101,181	—	—	—	—	4,85,114
Other British Possessions	—	—	—	—	454	—	—	—	—	1,323
TOTAL BRITISH EMPIRE	—	—	—	—	101,635	—	—	—	—	4,86,437
Japan	—	—	—	—	71,426	—	—	—	—	1,05,058
Other Foreign Countries	—	—	—	—	939	—	—	—	—	2,704
TOTAL FOREIGN COUNTRIES	—	—	—	—	72,365	—	—	—	—	2,00,747
Share of Bengal	—	—	—	—	50,901	—	—	—	—	1,21,221
" <i>Bombay</i>	—	—	—	—	58,347	—	—	—	—	2,24,746
" <i>Sind</i>	—	—	—	—	32,837	—	—	—	—	1,44,999
" <i>Madras</i>	—	—	—	—	2,904	—	—	—	—	12,497
" <i>Burma</i>	—	—	—	—	27,221	—	—	—	—	96,090
TOTAL	—	—	—	—	178,940	—	—	—	—	6,37,064
Woolen and worsted Piecegoods (III. 8) (b)—	Yards	Yards	Yards	Yards	Yards					
United Kingdom (including Channel Islands)	1,311,889	2,708,787	3,181,372	2,077,106	1,082,119	24,77,685	52,47,679	57,44,280	46,53,540	48,58,071
Ceylon (excluding Maldives)	5,148	6,161
Straits Settlements	9,722	11,589
Federated Malay States	4,004	6,899	..
Hongkong	95	7,590	266	185	15	95	18,276	177	176	80
Other British Possessions	9,410	5,238	7,700	6,455	1,098	18,484	6,891	9,216	6,012	1,261
TOTAL BRITISH EMPIRE	1,321,394	2,811,615	3,189,338	2,088,340	1,088,102	24,91,264	52,72,736	57,58,658	46,66,127	48,78,161

(a) Separately recorded from 1935-36.
(b) Figures prior to 1934-35 relate to piecegoods only.

No. 10—continued

ARTICLES, AND COUNTRIES OF CONSIGNMENT ALSO SHARE OF EACH PROVINCE	QUANTITY					VALUE				
	1931-32	1932-33	1933-34	1934-35	1935-36	1931-32	1932-33	1933-34	1934-35	1935-36
						₹	₹	₹	₹	₹
Textiles—continued										
Wool—continued										
Manufactures—continued										
Woolen and worsted Piece- goods (a) (III. B)—continued	Yards	Yards	Yards	Yards	Yards					
Sweden	18,576	3	26,010	48
Poland (including Danzig)	..	179,118	295,768	29,070	2,649	..	2,04,509	8,25,807	48,120	4,418
Germany	254,684	461,902	899,187	432,262	265,696	4,15,888	8,76,150	6,47,809	7,64,517	3,70,235
Netherlands	88,125	59,192	83,942	25,416	7,459	2,38,923	1,59,746	87,242	65,406	14,537
Belgium	78,924	504,251	539,764	22,433	10,398	1,48,186	5,85,871	4,58,757	49,262	20,931
France	2,036,316	4,561,869	2,742,856	663,049	10,965	16,10,046	34,29,798	17,48,029	4,28,360	14,542
Switzerland	1,977	27,797	54,783	109,297	64,655	2,274	39,914	71,018	1,46,455	70,248
Italy (including Fiume)	1,885,828	3,607,710	2,123,412	192,856	68,109	15,16,208	42,18,938	22,62,206	3,52,749	1,50,945
Austria	8,838	6,944	8,074	63,704	45,226	17,933	12,808	4,990	96,405	57,129
Czechoslovakia	184,546	300,218	58,245	26,698	1,715	3,25,486	5,27,560	1,17,279	60,565	5,537
Iran	62	10,314	59	4,140	18	250	8,129	87	1,874	50
Siam	14,094	14	..	8,423	21	..
Japan	121,390	1,412,661	2,000,419	6,858,716	2,388,970	72,718	7,76,404	15,47,222	73,06,105	30,11,767
Portuguese East Africa	130	224	3,941	23	..	136	224	5,473	23	..
Other Foreign Countries	794	3,026	1,183	460	625	1,532	3,332	2,131	706	1,080
TOTAL FOREIGN COUNTRIES	4,194,160	11,135,146	8,346,578	6,427,721	3,311,494	43,88,512	1,08,89,809	72,73,135	98,16,248	37,31,504
Share of Bengal	1,077,135	2,132,521	2,034,310	2,036,348	366,057	13,31,004	23,60,038	21,29,554	23,58,521	12,85,254
" Bombay	1,447,426	3,736,348	4,131,197	4,733,314	2,981,476	23,70,029	68,22,923	62,17,242	70,63,213	44,73,358
" Sind	2,761,228	6,634,345	4,484,796	2,724,068	753,327	27,12,410	62,63,103	37,24,026	33,30,514	12,87,445
" Madras	38,999	179,877	210,321	207,140	52,147	77,115	1,87,041	1,34,451	1,85,468	1,15,568
" Burma	199,733	1,213,170	624,339	764,720	606,639	3,33,313	14,79,440	7,70,406	10,46,581	9,77,729
TOTAL { yds.(b) = lbs.	5,515,554	13,946,761	11,635,916	10,514,030 = 4,788,058	5,259,506 = 2,632,416	68,74,776	1,61,12,545	1,30,26,788	1,39,82,375	81,09,665
Goods of wool mixed with other materials (III. B) (c)				Yards.	Yards.					
United Kingdom (including Channel Islands)	—	—	—	2,125,573	1,822,711	—	—	—	29,46,896	23,76,517
Other British Possessions	—	—	—	..	289	—	—	—	..	910
TOTAL BRITISH EMPIRE	—	—	—	2,125,573	1,823,000	—	—	—	29,46,896	23,77,427
Poland (including Danzig)	—	—	—	109,746	117,008	—	—	—	1,58,438	1,83,958
Germany	—	—	—	58,322	54,349	—	—	—	1,00,074	1,03,539
Netherlands	—	—	—	4,026	..	—	—	—	6,147	..
Belgium	—	—	—	45,126	12,324	—	—	—	66,824	16,093
Switzerland	—	—	—	12,922	..	—	—	—	17,344	..
Italy (including Fiume)	—	—	—	447,075	112,601	—	—	—	3,72,889	86,260
Czechoslovakia	—	—	—	3,020	434	—	—	—	5,650	1,865
Japan	—	—	—	409,680	210,610	—	—	—	4,96,832	2,67,671
Other Foreign Countries	—	—	—	3,667	13,725	—	—	—	4,336	9,308
TOTAL FOREIGN COUNTRIES	—	—	—	1,092,984	520,651	—	—	—	12,28,538	6,69,504
Share of Bengal	—	—	—	1,181,419	597,718	—	—	—	11,39,346	4,74,396
" Bombay	—	—	—	1,363,646	632,731	—	—	—	19,04,323	14,75,871
" Sind	—	—	—	577,436	476,517	—	—	—	3,25,196	5,21,745
" Madras	—	—	—	17,049	34,313	—	—	—	29,194	52,174
" Burma	—	—	—	179,025	313,365	—	—	—	2,77,365	4,52,135
TOTAL { yds. = lbs.	—	—	—	3,218,557 = 1,880,165	2,343,651 = 1,431,742	—	—	—	41,75,424	30,47,021

(a) Figures prior to 1934-35 relate to piecegoods only.
(b) Quantity in lbs. shown from 1934-35.
(c) Separately recorded from 1934-35.

GENERAL IMPORTS

(470)

No. 10—continued

ARTICLES, AND COUNTRIES OF CONSIGNMENT; ALSO SHARE OF EACH PROVINCE	QUANTITY					VALUE				
	1931-32	1932-33	1933-34	1934-35	1935-36	1931-32	1932-33	1933-34	1934-35	1935-36
						R	R	R	R	R
Textiles—continued										
Wool—continued										
Manufactures—continued										
Ruffle cloth and shawl cloth (a) (III. 8)—					Yards					
United Kingdom (including Channel Islands)	—	—	—	—	28,585	—	—	—	—	15,981
France	—	—	—	—	57,972	—	—	—	—	40,107
Japan	—	—	—	—	188,416	—	—	—	—	1,08,712
TOTAL FOREIGN COUNTRIES .	—	—	—	—	191,888	—	—	—	—	1,49,819
Share of Bengal	—	—	—	—	5,490	—	—	—	—	4,310
.. Bombay	—	—	—	—	35,703	—	—	—	—	23,392
.. Sind	—	—	—	—	178,730	—	—	—	—	1,21,047
TOTAL	—	—	—	—	219,923	—	—	—	—	1,64,750
					—lbs.	—	—	—	—	—
Roller cloth, clearer cloth and rising flannel (a) (III. 8)—					Yards					
United Kingdom (including Channel Islands)	—	—	—	—	106,088	—	—	—	—	8,21,221
Austria	—	—	—	—	2,692	—	—	—	—	7,981
Japan	—	—	—	—	2,328	—	—	—	—	5,506
Other Foreign Countries .	—	—	—	—	2,180	—	—	—	—	10,064
TOTAL FOREIGN COUNTRIES .	—	—	—	—	7,146	—	—	—	—	28,500
Share of Bengal	—	—	—	—	2,492	—	—	—	—	7,777
.. Bombay	—	—	—	—	110,792	—	—	—	—	8,26,766
.. Madras	—	—	—	—	8	—	—	—	—	249
TOTAL	—	—	—	—	118,228	—	—	—	—	8,44,782
					—lbs.	—	—	—	—	—
Shawls and Lohis (b) (III. 8)—	No.	No.	No.	No.	No.					
United Kingdom (including Channel Islands)	2,504	10,865	8,908	1,770	2,761	12,018	37,402	24,439	4,710	5,882
Other British Possessions .	568	22	92	102	675	2,454	118	181	418	2,342
TOTAL BRITISH EMPIRE .	3,067	10,887	8,970	1,872	3,436	14,472	37,515	24,614	5,128	8,224
Germany	118,689	186,882	171,456	148,367	153,055	4,93,288	7,90,185	7,40,925	6,74,359	5,76,713
Belgium	2,813	90	7,234	891
France	4,015	22,902	8,898	2,575	45,595	8,106	68,241	20,855	8,828	89,341
Switzerland	426	154	2,300	585	1,092	9,778	..
Italy (including Fiume)	40,574	56,546	55,197	21,071	50,140	75,266	1,20,808	85,010	68,139	80,030

(a) Separately recorded from 1935-36.
(b) Figures prior to 1934-35 relate to "shawls" only.

No. 10—continued

ARTICLES, AND COUNTRIES OF CONSIGNMENT ALSO SHARE OF EACH PROVINCE	QUANTITY					VALUE				
	1981-82	1982-83	1983-84	1984-85	1985-86	1981-82	1982-83	1983-84	1984-85	1985-86
Textiles—continued										
Wool—continued										
Manufactures—continued										
Shawls and Lohis (a) (III. B)	No.	No.	No.	No.	No.				5,042	
—continued										
Austria	826	4,25,780	8,92,688
Japan	2,476	58,888	106,495	243,952	248,092	2,723	58,801	1,14,268
Other Foreign Countries	69	8	800	..	1	465	1,292	1,468	..	12
TOTAL FOREIGN COUNTRIES	160,823	827,404	822,645	414,091	496,823	5,79,848	10,46,146	9,23,633	11,91,396	11,87,980
Share of Bengal	90,427	70,934	34,705	38,143	107,925	2,78,145	2,48,696	1,23,930	1,44,519	2,96,663
“ Bombay	2,757	24,632	43,427	74,649	30,667	47,229	1,31,423	2,01,262	2,32,628	2,07,687
“ Sind	24,800	70,073	69,464	23,860	93,851	1,49,447	2,50,102	2,21,693	4,00,430	2,79,292
“ Madras	30,243	45,934	50,746	46,133	34,503	1,04,360	1,78,642	1,64,499	1,61,782	99,246
“ Burma	8,663	126,718	133,912	173,078	188,313	14,045	1,74,798	1,36,933	1,67,013	1,63,126
TOTAL	168,890	388,291	381,615	415,968	500,259	5,94,820	10,83,661	9,48,247	11,96,519	11,46,114
Other sorts (III. B)—										
United Kingdom (including Channel Islands)	Lbs.	Lbs.	Lbs.	Lbs.	Lbs.					
Other British Possessions	1,103	1,402	550	436	355	2,759	2,249	1,015	935	373
TOTAL BRITISH EMPIRE	191,993	342,955	320,823	219,585	192,923	1,82,097	3,32,700	3,39,027	1,20,513	1,28,987
Poland (including Danzig)	10	578,024	580,161	5	4,03,862	3,97,183
Germany	16,177	9,079	20,369	186,290	189,614	22,343	10,674	26,648	1,45,976	1,25,779
Italy (including Fiume)	945	8,449	482	1,365,421	796,429	1,975	4,636	785	18,38,558	7,49,755
Hungary	7,071	12,303	1,883	6,123	..	8,238	13,675	2,810	9,174
Czechoslovakia	4,579	5,522	260	5,681	6,916	269
Japan	2,334	107	6,582	1,883	3,267	9,727	347	6,108	4,272	5,594
United States of America—										
Via Atlantic Coast	5,138	28,723	11,725	10	519	3,952	16,413	6,934	41	492
“ Pacific “	1	8
Other Foreign Countries	2,579	2,643	5,667	6,093	273	3,236	5,729	5,222	4,491	732
TOTAL FOREIGN COUNTRIES	31,992	51,604	57,352	2,134,614	1,476,427	46,863	83,993	58,606	19,04,016	12,88,712
Share of Bengal	27,889	71,511	76,917	341,773	447,603	40,350	88,025	76,963	2,23,686	2,93,857
“ Bombay	90,339	168,821	136,865	1,366,799	769,024	1,43,674	2,18,647	1,92,295	17,98,092	6,98,776
“ Sind	31,333	104,638	80,201	559,722	375,718	14,614	52,083	90,423	4,69,279	3,00,761
“ Madras	8,211	4,553	7,315	17,839	3,087	5,389	3,671	17,931	11,578	6,357
“ Burma	70,406	45,838	57,407	63,572	44,153	24,692	26,530	20,931	18,994	19,673
TOTAL	235,178	395,861	378,725	2,364,615	1,639,705	2,31,719	3,93,956	3,98,648	20,21,529	14,18,022
Total value of Woollen Manufactures (including Farn and knitting wool)—										
United Kingdom (including Channel Islands)	40,52,992	71,77,524	78,57,630	92,65,514	87,98,007
Ceylon (excluding Maldives)	18,070	6,322	4,087	3,857	8,706
Straits Settlements	7,563	5,548	1,876	4,243	16,203

(a) Figures prior to 1984-85 relate to "Shawls" only.

ARTICLES, AND COUNTRIES OF CONSIGNMENT; ALSO SIABE OF EACH PROVINCE	QUANTITY					VALUE				
	1931-32	1932-33	1933-34	1934-35	1935-36	1931-32	1932-33	1933-34	1934-35	1935-36
	R	R	R	R	R	R	R	R	R	R
Textiles—continued										
Wool—continued										
Manufactures—continued										
Total value of Woolen Manufactures (including Yarn and knitting wool) —continued										
Federated Malay States	—	—	—	—	—	100	5	..	6,399	..
Hongkong	—	—	—	—	—	11,336	41,647	6,074	19,848	37,943
Other British Possessions	—	—	—	—	—	17,295	6,335	3,420	9,341	3,334
TOTAL BRITISH EMPIRE	—	—	—	—	—	41,07,861	73,37,231	78,77,998	1,00,03,703	83,64,730
Poland (including Danzig)	—	—	—	—	—	5,39,587	3,51,321	5,23,248	6,33,043	7,03,161
Germany	—	—	—	—	—	19,98,603	24,35,399	15,79,776	19,13,102	18,31,261
Netherlands	—	—	—	—	—	2,45,067	1,67,119	92,852	30,720	24,691
Belgium	—	—	—	—	—	2,02,288	6,36,565	4,78,351	1,44,686	67,961
France	—	—	—	—	—	19,98,629	43,67,468	13,14,327	4,05,043	1,60,521
Switzerland	—	—	—	—	—	3,316	46,714	73,319	1,74,171	70,471
Italy (including Finme)	—	—	—	—	—	32,01,711	74,93,161	61,03,166	71,40,236	41,92,301
Austria	—	—	—	—	—	35,437	17,759	6,315	1,03,370	66,331
Hungary	—	—	—	—	—	—	11,142	14,044	3,319	9,231
Czechoslovakia	—	—	—	—	—	3,40,359	6,22,012	1,31,923	34,221	14,411
Turkey, European	—	—	—	—	—	—	13,401
Iraq	—	—	—	—	—	15,773	12,042	11,179	5,413	15,731
Iran	—	—	—	—	—	2,08,891	69,437	13,357	16,399	11,631
Siam	—	—	—	—	—	3,423	31	..
China (excluding Hong- kong and Macao)	—	—	—	—	—	6,033	16,343	13,105	13,294	15,601
Japan	—	—	—	—	—	1,52,112	14,15,673	33,07,000	1,36,10,236	73,12,971
Portuguese East Africa	—	—	—	—	—	313	224	5,504	29	..
United States of America—										
Via Atlantic Coast	—	—	—	—	—	22,576	51,744	13,003	24,437	11,253
" Pacific "	—	—	—	—	—	103	..	133	..	413
Other Foreign Countries	—	—	—	—	—	7,079	6,611	10,905	3,973	7,239
TOTAL FOREIGN COUNTRIES	—	—	—	—	—	39,33,455	1,31,97,737	1,42,05,333	2,45,03,231	1,45,73,652
Share of Bengal	—	—	—	—	—	30,17,304	40,79,313	43,40,663	74,03,330	47,17,779
" Bombay	—	—	—	—	—	41,09,794	79,13,330	36,06,334	1,36,75,333	95,34,333
" Sind	—	—	—	—	—	47,67,333	33,43,333	67,76,133	1,07,03,333	57,99,133
" Madras	—	—	—	—	—	3,70,455	6,09,333	3,30,333	5,03,333	4,23,333
" Burma	—	—	—	—	—	7,37,377	23,73,310	15,40,337	31,03,347	39,19,339
TOTAL	—	—	—	—	—	1,30,04,316	2,54,35,033	2,20,33,334	3,45,11,033	2,34,43,633
Total Value of Wool and Woolens	—	—	—	—	—	1,62,05,765	2,06,47,336	2,54,03,413	3,36,46,930	2,73,59,773

ARTICLES, AND COUNTRIES OF CONSIGNMENT; ALSO SHARE OF EACH PROVINCE	QUANTITY					VALUE				
	1931-32	1932-33	1933-34	1934-35	1935-36	1931-32	1932-33	1933-34	1934-35	1935-36
Textiles—continued						R	R	R	R	R
Artificial Silk—	Lbs.	Lbs.	Lbs.	Lbs.	Lbs.					
Artificial silk yarn (III. T)—										
United Kingdom (including Channel Islands)	999,066	1,666,450	1,689,132	861,567	522,265	10,57,889	14,84,958	12,69,688	6,62,708	8,32,776
Hongkong.	18,000	5,180
Canada— Fed Atlantic Coast	151,010	52,000	1,44,055	52,907
Other British Possessions	8	..	3,400	200	..	8	..	3,779	13
TOTAL BRITISH EMPIRE	1,150,076	1,708,458	1,689,132	864,967	538,465	12,01,944	14,87,268	12,69,688	6,66,487	8,38,036
Poland (including Dantzig)	2,000	32,000	1,816	26,269
Germany	828,674	406,348	500,720	41,374	86,819	3,11,530	3,85,426	4,13,110	40,839	20,821
Netherlands	1,008,038	847,160	214,170	30,197	166,460	10,10,106	7,14,082	1,06,733	37,806	1,28,771
Belgium	118,010	170,300	123,500	97,405	164,070	1,08,848	1,41,082	99,898	12,772	85,785
France	727,424	360,129	514,688	199,970	48,302	7,81,303	3,26,307	4,15,699	1,46,451	58,759
Switzerland	291,430	67,816	37,376	5,119	49,600	2,76,576	67,262	24,404	4,010	35,316
Italy (including Fiume)	3,899,354	5,608,756	4,230,717	4,477,423	3,953,586	41,29,374	47,80,504	37,57,432	46,31,860	23,89,200
Czechoslovakia	9,105	110	..	28	..	7,898	245	..	261	..
Japan	486,045	1,798,903	2,542,319	8,896,671	9,956,848	4,89,725	13,75,990	20,01,655	61,64,691	58,06,55
Other Foreign Countries	1,740	2,223	41	..	14	4,090	2,110	51	..	10
TOTAL FOREIGN COUNTRIES	6,811,370	9,298,640	8,219,787	15,747,982	14,375,697	70,22,877	77,69,277	69,00,022	1,10,71,699	80,25,215
Share of Bengal	53,380	255,179	697,661	1,508,073	1,214,173	84,351	2,08,036	4,90,309	10,43,212	6,42,210
.. Bombay	5,318,694	6,387,411	5,958,261	10,310,361	9,822,596	65,73,708	53,63,520	50,99,870	73,34,196	66,19,043
.. Sind	23,782	168,167	132,752	338,533	376,577	22,672	1,35,536	1,11,596	2,41,954	2,10,196
.. Madras	3,433,717	3,899,524	2,960,808	4,388,442	3,406,752	23,32,421	32,78,512	23,99,222	30,34,406	16,51,549
.. Burma	114,083	291,312	139,747	171,540	64,084	1,61,589	2,70,943	1,37,684	1,16,412	39,692
TOTAL	7,962,546	11,002,098	9,808,919	16,614,949	14,911,162	82,24,621	92,56,545	81,98,680	1,17,68,180	88,98,510
Hosiery(a)—										
Socks and stockings made entirely of Artificial Silk (III. T)—				Lbs. — Pairs.	Lbs. — Pairs.					
United Kingdom (including Channel Islands)	—	—	—	9,970 — 9,012	7,786 — 7,767	—	—	—	47,572	34,235
Other British Possessions	—	—	—	761 — 764	38 — 20	—	—	—	1,202	160
TOTAL BRITISH EMPIRE	—	—	—	10,731 — 9,776	7,824 — 7,787	—	—	—	48,774	34,435
Germany	—	—	—	4,135 — 3,881	5,234 — 4,019	—	—	—	29,138	34,008
Czechoslovakia	—	—	—	6,090 — 6,575	1,950 — 1,935	—	—	—	7,045	17,117
Japan	—	—	—	143,001 — 155,189	204,943 — 264,516	—	—	—	2,54,127	327,530

(a) Separately recorded from 1934-35.

GENERAL IMPORTS

(474)

No. 10—continued

ARTICLES, AND COUNTRIES OF CONSIGNMENT; ALSO SHARE OF EACH PROVINCE	QUANTITY					VALUE				
	1931-32	1932-33	1933-34	1934-35	1935-36	1931-32	1932-33	1933-34	1934-35	1935-36
Textiles—continued						R	R	R	R	R
Artificial Silk—continued										
Hosiery(s)—continued				Lbs.	Lbs.					
Socks and Stockings made entirely of artificial Silk (111. T)				= Pairs	= Pairs					
—continued.										
United States of America—				1,548	1,445				18,026	8,798
Via Atlantic Coast . . .				= 1,576	= 1,301					
„ Pacific „	3				..	20
Other Foreign Countries . . .				264	306				1,278	1,908
				= 276	= 309					
TOTAL FOREIGN COUNTRIES . . .				155,038	214,021				8,05,872	8,89,368
				= 166,496	= 271,841					
Share of Bengal . . .				64,446	150,074				1,30,069	2,37,396
				= 80,499	= 203,281					
„ Bombay . . .				94,325	57,320				1,96,488	1,54,170
				= 87,885	= 61,479					
„ Sind . . .				3,520	3,324				18,704	20,736
				= 4,042	= 9,649					
„ Madras . . .				303	408				1,431	848
				= 300	= 300					
„ Burma . . .				3,269	4,919				7,954	10,768
				= 3,546	= 5,119					
TOTAL . . .				165,769	221,845				8,54,646	4,23,801
				= 176,272	= 279,028					
Fabrics made entirely of artificial silk (111. T)—										
United Kingdom (including Channel Islands) . . .	Yards	Yards	Yards	Yards	Yards					
Aden and Dependencies . . .	409,888	429,888	431,324	464,656	348,780	8,06,867	8,53,677	2,81,498	290,695	2,44,801
Ceylon (excluding Maldives) . . .	291	763	435	16,862	25,655	291	763	354	6,897	5,844
Straits Settlements . . .	24,600	23,146	10,279	14,742	122,073	10,272	7,051	4,070	5,722	28,836
Union of South Africa . . .	50,242	51,423	40,269	48,186	99,371	20,168	17,522	18,768	17,758	23,111
Kenya Colony . . .	5,616	2,592	2,155	1,487	2,391	5,616	2,592	2,155	1,061	1,011
Other British Possessions . . .	3,886	48,092	20,495	26,938	80	3,886	14,842	10,572	9,724	40
	14,886	10,435	4,367	10,106	1,886	5,865	3,089	3,261	3,581	764
TOTAL BRITISH EMPIRE . . .	508,862	566,834	509,314	582,972	606,636	8,52,488	8,90,530	3,20,658	3,35,455	5,00,229
Germany . . .	42,655	4,806	40,277	9,976	28,421	29,197	7,946	35,038	7,810	29,679
France . . .	40,463	116,684	72,022	42,252	17,401	35,015	1,09,102	67,978	41,774	17,323
Switzerland . . .	5,812	3,122	15,552	18,979	477	4,051	4,455	13,625	18,472	1,115
Italy (including Fiume) . . .	316,247	128,027	80,010	146,892	62,828	1,37,038	68,103	63,069	95,792	37,659
Austria . . .	16,108	22,381	4,429	2,985	89	12,518	13,482	397	1,095	114
Hungary	12,965	8,961
Czechoslovakia . . .	2,441	8,661	3,510	1,191	18,807	4,814
Iraq . . .	64,426	231,382	2,288	21,547	25,363	16,370	51,707	1,076	9,836	5,743
Iran	40	818	110,381	189	..	80	168	17,645	77
China (exclusive of Hongkong and Macão) . . .	132,847	23,857	13,400	6,944	3,170	37,650	11,435	6,039	3,179	1,112
Japan . . .	73,309,202	111,703,459	39,631,289	66,643,495	73,731,672	2,05,06,761	2,46,11,781	1,03,04,629	1,77,82,641	1,84,32,674
Other Foreign Countries . . .	4,460	10,528	28,129	19,225	4,380	3,648	5,990	12,109	5,091	4,981
TOTAL FOREIGN COUNTRIES . . .	78,964,516	112,252,947	39,888,314	67,017,676	73,890,415	2,07,78,429	2,48,07,898	1,05,04,081	1,79,83,335	1,85,44,092

(a) Separately recorded from 1934-35.

No. 10—continued

ARTICLES, AND COUNTRIES OF CONSIGNMENT; ALSO SHARE OF EACH PROVINCE	QUANTITY					VALUE				
	1931-32	1932-33	1933-34	1934-35	1935-36	1931-32	1932-33	1933-34	1934-35	1935-36
Textiles—continued										
<i>Artificial Silk—continued</i>										
<i>Fleecgoods made entirely of arti-</i>										
<i>Burai silk (III. T)—contd.</i>										
<i>Share of Bengal</i>	8,338,487	11,663,210	4,120,297	6,726,663	7,307,991	26,00,785	25,76,767	11,06,323	16,31,493	14,22,776
<i>Bombay</i>	60,081,261	80,665,844	31,099,332	62,130,313	67,966,941	1,36,68,648	1,84,62,062	86,67,860	1,40,19,537	1,56,17,780
<i>Sind</i>	6,720,641	9,669,611	3,278,384	6,483,360	5,276,388	20,63,758	18,70,667	4,69,331	11,69,611	3,05,417
<i>Madras</i>	4,993,780	5,169,312	1,013,866	103,080	978,310	14,39,179	11,46,469	2,93,956	1,93,139	1,62,148
<i>Burma</i>	4,119,319	5,861,364	987,149	1,537,233	2,988,647	11,63,652	12,46,489	2,82,474	3,05,013	3,14,800
TOTAL	74,473,278	112,819,261	40,397,628	67,600,648	74,491,061	2,11,25,917	2,52,97,494	1,08,24,739	1,63,18,798	1,68,48,821
Goods of artificial silk mixed with other materials—										
(i) Containing 50 per cent or more Cotton (III. T) (a)—				Yards	Yards					
United Kingdom (including Channel Islands)	—	—	—	8,028,001	1,809,266	—	—	—	11,88,859	7,06,858
Other British possessions	—	—	—	17,664	800	—	—	—	5,398	285
TOTAL BRITISH EMPIRE	—	—	—	8,045,665	1,810,066	—	—	—	11,94,257	7,07,143
Germany	—	—	—	35,095	21,786	—	—	—	40,716	22,770
Belgium	—	—	—	27,671	16,012	—	—	—	22,435	18,666
France	—	—	—	15,364	8,191	—	—	—	19,042	17,937
Switzerland	—	—	—	20,160	995	—	—	—	15,438	783
Italy (including Fiume)	—	—	—	1,102,318	395,287	—	—	—	5,18,814	2,00,969
Austria	—	—	—	20,717	4,093	—	—	—	8,460	2,619
Japan	—	—	—	7,470,802	5,120,091	—	—	—	18,65,749	18,09,685
Other Foreign Countries	—	—	—	2,627	147	—	—	—	2,428	168
TOTAL FOREIGN COUNTRIES	—	—	—	8,694,658	5,569,552	—	—	—	24,92,602	15,78,897
<i>Share of Bengal</i>	—	—	—	1,621,549	618,621	—	—	—	4,04,731	1,80,110
<i>Bombay</i>	—	—	—	7,773,948	5,313,808	—	—	—	25,80,764	15,99,397
<i>Sind</i>	—	—	—	1,584,048	1,064,639	—	—	—	4,55,328	3,89,446
<i>Madras</i>	—	—	—	573,502	333,636	—	—	—	1,45,376	10,177
<i>Burma</i>	—	—	—	287,276	46,015	—	—	—	1,20,620	25,225
TOTAL	—	—	—	11,740,223	7,376,618	—	—	—	26,86,819	22,81,035
(ii) Containing no Cotton or less than 50 per cent of Cotton (III. T) (a)—				Yards	Yards					
United Kingdom (including Channel Islands)	—	—	—	254,614	124,970	—	—	—	1,67,384	1,08,552
Other British Possessions	—	—	—	2,800	3,098	—	—	—	976	868
TOTAL BRITISH EMPIRE	—	—	—	257,414	128,068	—	—	—	1,68,360	1,09,420
Germany	—	—	—	51,204	55,026	—	—	—	1,26,027	1,17,910
France	—	—	—	8,447	11,695	—	—	—	18,888	23,861
Italy (including Fiume)	—	—	—	234,589	62,349	—	—	—	2,89,760	1,29,787
Japan	—	—	—	654,848	616,926	—	—	—	6,85,489	7,21,286
Other Foreign Countries	—	—	—	7,413	5,516	—	—	—	8,472	9,744
TOTAL FOREIGN COUNTRIES	—	—	—	956,501	761,512	—	—	—	11,22,621	10,22,587
<i>Share of Bengal</i>	—	—	—	301,793	97,094	—	—	—	1,76,303	67,367
<i>Bombay</i>	—	—	—	493,961	433,813	—	—	—	6,67,638	5,09,427
<i>Sind</i>	—	—	—	191,093	102,244	—	—	—	2,94,688	1,60,909
<i>Madras</i>	—	—	—	111,503	21,710	—	—	—	39,589	12,426
<i>Burma</i>	—	—	—	116,650	224,809	—	—	—	2,13,361	2,91,874
TOTAL	—	—	—	1,218,915	676,580	—	—	—	12,90,981	11,22,002
leecgoods made of cotton and artificial silk (III. T) (b)—										
United Kingdom (including Channel Islands)	1,236,364	8,147,983	2,302,040	—	—	6,53,685	13,52,888	11,24,608	—	—
Other British Possessions	13,982	983	8,016	—	—	7,942	471	3,198	—	—
TOTAL BRITISH EMPIRE	1,250,346	8,148,966	2,310,056	—	—	6,61,627	13,53,359	11,27,796	—	—
Germany	183,314	318,781	81,572	—	—	4,62,487	7,76,368	1,56,983	—	—
Netherlands	14,583	3,611	612	—	—	14,704	7,112	2,568	—	—
Belgium	112,025	80,628	21,815	—	—	64,097	51,313	19,202	—	—
France	202,791	68,517	23,350	—	—	68,878	88,661	31,674	—	—
Switzerland	1,974,636	937,119	157,200	—	—	7,53,803	4,83,182	91,148	—	—
Italy (including Fiume)	4,665,723	4,377,159	3,021,436	—	—	14,76,759	21,17,048	13,69,616	—	—
Austria	270,681	626,216	10,266	—	—	1,43,517	2,87,672	6,391	—	—

(a) Separately recorded from 1934-36.

(b) Discontinued from 1934-35.

GENERAL IMPORTS

(476)

No. 10—continued

ARTICLES, AND COUNTRIES OF CONSIGNMENT; ALSO SHARE OF EACH PROVINCE	QUANTITY					VALUE				
	1931-32	1932-33	1933-34	1934-35	1935-36	1931-32	1932-33	1933-34	1934-35	1935-36
Textiles—continued						R	R	R	R	R
Artificial Silk—continued										
Piecegoods made of cotton and artificial silk (III. T) (a)—continued	Yards	Yards	Yards							
Czechoslovakia	18,157	6,805	4,819	—	—	25,708	12,826	7,637	—	—
China (exclusive of Hongkong and Macao)	6,538	15,659	3,228	—	—	8,032	8,058	1,988	—	—
Japan	1,239,647	2,797,854	3,595,799	—	—	3,533,817	6,32,148	21,08,955	—	—
Other Foreign Countries	7,408	11,437	25,209	—	—	3,328	3,167	6,050	—	—
TOTAL FOREIGN COUNTRIES	8,915,547	9,288,786	11,044,905	—	—	38,69,765	43,67,445	38,01,152	—	—
Share of Bengal	1,940,368	2,098,850	2,569,909	—	—	8,89,320	9,33,205	7,28,467	—	—
„ Bombay	5,867,705	6,763,404	9,133,820	—	—	22,97,825	30,20,593	31,05,941	—	—
„ Sind	1,229,472	319,248	750,620	—	—	6,16,450	3,21,905	3,67,119	—	—
„ Madras	386,787	780,395	753,553	—	—	1,91,901	4,36,989	2,76,629	—	—
„ Burma	741,531	1,005,855	1,041,859	—	—	2,55,988	4,63,112	4,50,832	—	—
TOTAL	10,165,882	12,437,752	14,254,861	—	—	40,81,392	57,20,504	49,28,988	—	—
Piecegoods of cotton embroidered or superimposed with Artificial Silk* (III. T) (a)—			Yards							
United Kingdom (including Channel Islands)	—	—	22,538	—	—	—	—	9,800	—	—
Germany	—	—	54,297	—	—	—	—	14,052	—	—
France	—	—	74,837	—	—	—	—	32,044	—	—
Switzerland	—	—	2,289,397	—	—	—	—	10,07,391	—	—
Italy (excluding Fiume)	—	—	416,920	—	—	—	—	2,00,800	—	—
Austria	—	—	504,671	—	—	—	—	3,68,130	—	—
Japan	—	—	19,480	—	—	—	—	9,886	—	—
Other Foreign Countries	—	—	12	—	—	—	—	3	—	—
TOTAL FOREIGN COUNTRIES	—	—	3,659,674	—	—	—	—	16,27,306	—	—
Share of Bengal	—	—	114,105	—	—	—	—	48,909	—	—
„ Bombay	—	—	2,949,754	—	—	—	—	13,68,408	—	—
„ Sind	—	—	572,800	—	—	—	—	2,05,522	—	—
„ Madras	—	—	5,100	—	—	—	—	5,297	—	—
„ Burma	—	—	40,308	—	—	—	—	3,402	—	—
TOTAL	—	—	3,682,107	—	—	—	—	16,36,606	—	—
Total of Piecegoods, of cotton and art silk (III. T) (a)—	Yards	Yards	Yards							
United Kingdom (including Channel Islands)	1,046,192	3,577,866	2,755,897	—	—	9,60,372	17,06,566	14,15,401	—	—
Ceylon (excluding Maldives)	31,051	23,174	10,958	—	—	13,237	7,065	4,259	—	—
Straits Settlements	53,612	52,298	47,601	—	—	21,285	17,399	21,762	—	—
Union of South Africa	6,207	2,592	2,155	—	—	6,205	2,592	2,155	—	—
Kenya Colony	6,031	48,172	20,495	—	—	6,031	14,922	10,598	—	—
Other British Possessions	16,105	11,198	4,792	—	—	6,784	3,852	3,579	—	—
TOTAL BRITISH EMPIRE	1,759,198	3,715,300	2,841,893	—	—	10,14,115	27,63,895	14,57,754	—	—
Germany	225,969	323,537	176,146	—	—	4,91,684	7,33,304	2,06,073	—	—
Netherlands	15,213	3,611	612	—	—	16,279	7,112	2,553	—	—
Belgium	112,025	80,628	22,930	—	—	64,097	51,313	22,276	—	—
France	243,054	180,201	170,209	—	—	1,18,888	1,47,323	1,31,696	—	—
Switzerland	1,980,418	900,241	2,462,149	—	—	7,57,654	4,37,637	11,12,157	—	—
Italy (including Fiume)	5,211,939	4,505,186	3,513,976	—	—	16,03,792	21,35,151	16,32,485	—	—
Austria	235,784	648,597	319,366	—	—	1,50,930	3,01,154	3,69,918	—	—
Czechoslovakia	20,598	15,466	4,819	—	—	26,989	26,638	7,637	—	—
Iraq	64,426	231,407	24,033	—	—	16,370	51,757	5,337	—	—
China (exclusive of Hongkong and Macao)	139,430	39,516	16,628	—	—	45,732	20,393	3,027	—	—
Japan	74,563,909	114,501,313	48,246,517	—	—	2,03,60,078	2,52,43,920	1,24,23,430	—	—
Other Foreign Countries	11,238	21,980	30,313	—	—	5,401	9,137	10,440	—	—
TOTAL FOREIGN COUNTRIES	82,880,063	121,541,733	65,492,703	—	—	2,41,53,194	2,92,55,343	1,59,32,579	—	—

* Separately recorded in 1933-34.
(a) Discontinued from 1934-35.

No. 10—continued

ARTICLES AND COUNTRIES OF CONSIGNMENT; ALSO SHARE OF EACH PROVINCE	QUANTITY					VALUE				
	1931-32	1932-33	1933-34	1934-35	1935-36	1931-32	1932-33	1933-34	1934-35	1935-36
Textiles—continued						R	R	R	R	R
Artificial Silk—concluded										
Total of Piecegoods, of cotton and artificial silk (III. T) (a)— continued	Yards	Yards	Yards							
Share of Bengal	10,798,375	14,562,060	6,804,311	—	—	32,90,015	35,63,972	18,53,604	—	—
„ Bombay	55,938,956	87,399,248	43,182,886	—	—	1,81,66,373	2,14,73,645	1,31,42,197	—	—
„ Sind	7,950,013	10,578,359	4,500,464	—	—	26,70,303	26,98,572	10,41,942	—	—
„ Madras	5,090,567	5,919,767	1,777,819	—	—	16,31,080	15,32,443	5,80,853	—	—
„ Burma	4,860,860	6,867,139	2,069,316	—	—	14,19,633	16,99,601	7,41,708	—	—
TOTAL	84,689,261	126,287,088	58,334,596	—	—	2,51,77,309	3,10,19,238	1,73,90,393	—	—
Other sorts (III. T)—										
United Kingdom (including Channel Islands)	—	—	—	1—	—	2,70,482	4,78,620	4,13,794	98,272	57,707
Hongkong	—	—	—	—	—	12,310	3,278	2,202	436	159
Other British Possessions	—	—	—	—	—	2,314	1,295	3,812	518	2,642
TOTAL BRITISH EMPIRE	—	—	—	—	—	2,84,956	4,83,898	4,19,808	94,226	60,598
Germany	—	—	—	—	—	89,189	50,402	59,323	16,568	24,059
Netherlands	—	—	—	—	—	8,508	2,651	8
Belgium	—	—	—	—	—	18,418
France	—	—	—	—	—	35,924	21,317	24,158	5,146	3,230
Switzerland	—	—	—	—	—	11,095	34,966	14,094
Italy (including Trieste)	—	—	—	—	—	70,368	28,685	54,429	82,323	1,27,823
Czechoslovakia	—	—	—	—	—	8,890	3,339	6,946	1,302	3,627
China (exclusive of Hong- kong and Macao)	—	—	—	—	—	5,740	793	688	96	489
Japan	—	—	—	—	—	3,26,547	4,44,189	11,55,771	3,05,134	2,99,971
United States of America— Via Atlantic Coast	—	—	—	—	—	1,84,813	2,24,977	63,691	2,232	1,473
„ Pacific „	—	—	—	—	—	..	7
Other Foreign Countries	—	—	—	—	—	3,728	5,820	7,372	2,396	81
TOTAL FOREIGN COUNTRIES	—	—	—	—	—	7,43,792	8,27,151	14,06,430	4,15,687	4,70,129
Share of Bengal	—	—	—	—	—	2,21,437	1,86,785	2,80,147	81,327	62,732
„ Bombay	—	—	—	—	—	5,35,106	8,75,539	12,56,343	3,37,115	3,89,130
„ Sind	—	—	—	—	—	1,44,133	1,98,329	2,71,694	69,646	44,390
„ Madras	—	—	—	—	—	30,536	11,048	21,221	9,881	6,451
„ Burma	—	—	—	—	—	37,486	39,346	16,333	31,994	32,084
TOTAL	—	—	—	—	—	10,28,749	13,10,544	18,26,288	5,09,868	5,39,727
Total Artificial Silk—										
BRITISH EMPIRE	—	—	—	—	—	25,01,015	37,23,556	31,67,196	25,37,556	15,53,910
FOREIGN COUNTRIES	—	—	—	—	—	3,19,29,668	3,78,61,771	2,42,48,085	3,38,91,726	3,00,24,236
TOTAL	—	—	—	—	—	3,44,30,678	4,15,85,327	2,74,15,281	3,69,29,282	3,15,78,196
Fabrics containing Gold and Silver thread (III. T) (b)—										
United Kingdom (including Channel Islands)	—	—	—	—	—	—	—	—	10,858	3,239
Other British possessions	—	—	—	—	—	—	—	—	453	5
TOTAL BRITISH EMPIRE	—	—	—	—	—	—	—	—	11,311	3,244
France	—	—	—	—	—	—	—	—	37,548	61,968
Other Foreign Countries	—	—	—	—	—	—	—	—	8,638	2,252
TOTAL FOREIGN COUNTRIES	—	—	—	—	—	—	—	—	41,186	64,220
Share of Bengal	—	—	—	—	—	—	—	—	4,636	18,543
„ Bombay	—	—	—	—	—	—	—	—	33,078	32,914
„ Sind	—	—	—	—	—	—	—	—	3,301	12,176
„ Madras	—	—	—	—	—	—	—	—	320	3,217
„ Burma	—	—	—	—	—	—	—	—	662	614
TOTAL	—	—	—	—	—	—	—	—	52,497	67,464

(a) Discontinued from 1934-35.
(b) Separately recorded from 1934-35.

GENERAL IMPORTS

(478)

No. 10—continued

ARTICLES, AND COUNTRIES OF CONSIGNMENT; ALSO SHARE OF EACH PROVINCE	QUANTITY					VALUE				
	1931-32	1932-33	1933-34	1934-35	1935-36	1931-32	1932-33	1933-34	1934-35	1935-36
	Cwts.	Cwts.	Cwts.	Cwts.	Cwts.	Rs.	Rs.	Rs.	Rs.	Rs.
Textiles—continued										
<i>Other Textiles—</i>										
<i>Raw (II. Q)—</i>										
United Kingdom (including Channel Islands)	64	140	5,582	11,424
Kenya Colony	..	21	280
TOTAL BRITISH EMPIRE	..	21	..	64	140	..	280	..	5,582	10,424
Italy (including Fiume)	18	491	541	1,166	40,373	37,768
Sumatra	..	42	462
Japan	3	851	300	48,004
United States of America— Via Atlantic Coast	175	13,159	..
TOTAL FOREIGN COUNTRIES	..	42	18	669	1,392	..	462	1,166	53,881	80,787
Share of Bombay	..	21	13	733	1,435	..	360	1,166	62,363	34,274
" Sind	93	14,788
" Madras	..	42	3	..	462	309
TOTAL	..	63	18	733	1,541	..	722	1,166	59,363	1,00,211
Manufactured (III. T)—										
United Kingdom (including Channel Islands)	—	—	—	—	—	1,75,132	2,03,179	3,10,061	3,52,369	3,76,323
Hongkong	—	—	—	—	—	24,338	4,126	23,762	664	884
Other British Possessions	—	—	—	—	—	1,056	2,521	2,542	3,157	3,209
TOTAL BRITISH EMPIRE	—	—	—	—	—	2,01,426	2,09,826	3,36,365	3,56,190	3,80,416
Germany	—	—	—	—	—	56,560	8,989	43,207	39,448	16,168
Belgium	—	—	—	—	—	439	1,526	13,185	1,450	2,493
Italy (including Fiume)	—	—	—	—	—	2,90,481	1,34,245	1,31,129	16,303	16,767
Czechoslovakia	—	—	—	—	—	1,080	431	971	9,719	818
China (exclusive of Hongkong and Macao)	—	—	—	—	—	6,610	4,649	84	2,562	7,344
Japan	—	—	—	—	—	10,474	51,179	62,007	2,72,327	4,33,333
United States of America— Via Atlantic Coast	—	—	—	—	—	22,468	14,739	5,529	27,436	25,904
" Pacific "	—	—	—	—	—	..	1,100
Other Foreign Countries	—	—	—	—	—	1,880	599	4,527	4,180	4,711
TOTAL FOREIGN COUNTRIES	—	—	—	—	—	3,39,992	2,17,457	2,60,689	3,73,435	5,12,608
Share of Bengal	—	—	—	—	—	4,16,839	663,371
" Bombay	—	—	—	—	—	22	40	3,722	33,337	527
" Sind	—	—	—	—	—	12,034	10,327	12,033	60,933	61,333
" Madras	—	—	—	—	—	5,571	19,519	22,005	71,793	39,339
" Burma	—	—	—	—	—	5,73,791	3,97,004	5,33,165	1,43,443	1,35,099
TOTAL	—	—	—	—	—	5,91,418	4,27,233	5,90,954	7,23,025	8,93,019
Total value of Textile Raw Materials	—	—	—	—	—	7,39,35,368	3,33,35,368	4,64,37,735	6,30,07,393	7,30,62,617
Total value of Yarns and Textile fabrics	—	—	—	—	—	20,93,94,994	27,71,76,759	26,43,63,110	32,45,04,310	30,55,13,334
Tobacco—										
<i>Unmanufactured (I. J)—</i>										
United Kingdom (including Channel Islands)	Lbs. 146,507	Lbs. 349,558	Lbs. 2,021,305	Lbs. 1,133,075	Lbs. 353,144	3,03,993	4,03,139	20,15,117	7,93,352	3,72,674
British Borneo	1,338	5,080
Canada— Via Atlantic Coast	6,130	26,975	1,042	5,549	19,561	1,291
Other British Possessions	3,395	2,555	1,703	4,439	2,726	4,350	2,727	1,331	537	1,351
TOTAL BRITISH EMPIRE	150,402	352,123	2,031,026	1,164,489	361,912	3,08,343	4,10,866	20,27,627	8,14,000	3,76,116
Netherlands	50,523	71,397	49,964	39,610	44,307	67,646	1,26,933	61,673	43,154	56,309
Belgium	2,417	10,219	9,133	4,765	6,973	6,494	13,235	17,071	7,034	12,741
Iran	..	11,707	24	12	11	..	8,779	19	10	13
Philippines	134,510	4,933	1,46,739	3,134
China (exclusive of Hongkong and Macao)	9,177	4,902	1,993	734	1,030	5,316	3,079	1,026	733	553
Egypt	3,073	7,275	2,365	4,333	5,755	5,137	16,413	9,232	7,740	7,376
United States of America— Via Atlantic Coast	2,464,397	4,652,527	2,091,954	1,763,757	1,500,609	24,30,194	56,43,634	26,10,679	24,73,459	23,30,711
Other Foreign Countries	10,413	439	44	250	35	6,440	900	53	433	47
TOTAL FOREIGN COUNTRIES	2,694,517	4,765,549	2,155,998	1,813,561	1,559,780	29,77,316	58,16,132	26,99,303	25,42,673	24,93,633

No. 10—continued

ARTICLES, AND COUNTRIES OF CONSIGNMENT; ALSO SHARE OF EACH PROVINCE	QUANTITY					VALUE				
	1931-32	1932-33	1933-34	1934-35	1935-36	1931-32	1932-33	1933-34	1934-35	1935-36
						₹	₹	₹	₹	₹
Tobacco—continued										
<i>Unmanufactured (I. J)—</i>	Lbs.	Lbs.	Lbs.	Lbs.	Lbs.					
<i>continued</i>										
Share of Bengal	1,109,252	7,062,310	2,430,264	1,507,898	732,576	10,10,031	32,44,634	20,02,951	11,03,605	8,02,160
" Bombay	40,083	512,035	131,416	47,976	19,479	41,727	5,20,036	2,42,149	27,412	16,691
" Sind	2,370	515	34	62	151	1,840	643	34	50	132
" Madras	1,693,264	1,540,532	1,575,310	1,421,501	1,177,408	19,32,011	24,81,715	24,82,397	22,24,686	19,66,212
" Burma	326	1,058	50	650
TOTAL	2,844,919	5,115,672	4,187,024	2,977,060	1,920,602	29,85,659	62,27,028	47,27,480	38,56,673	27,84,754
Manufactured—										
<i>Cigars (I. J)—</i>	Lbs. —No.	Lbs. —No.	Lbs. —No.	Lbs. —No.	Lbs. —No.					
United Kingdom (including Channel Islands)	740 —59,998	441 —26,547	699 —39,785	508 —28,855	455 —20,435	11,991	7,390	9,982	6,645	6,600
Other British Possessions	1,383 —119,043	24. —14,268	1,662 —421,122	887 —50,365	581 —44,250	3,528	1,087	8,441	3,150	2,414
TOTAL BRITISH EMPIRE	2,328 —179,039	682 —41,413	2,361 —460,907	1,493 —79,220	1,016 —74,685	15,489	8,477	18,423	9,795	9,014
Netherlands	3,306 —248,446	2,301 —215,041	2,109 —144,725	1,761 —142,952	2,418 —149,551	20,597	18,672	16,056	16,298	17,774
Philippines	14,071 —807,610	10,628 —570,590	9,730 —456,085	7,435 —459,832	8,704 —521,618	57,528	49,592	31,032	28,925	32,660
United States of America— Via Atlantic Coast	68 —2,950	79 —560	480 —22,350	180 —8,050	361 —22,500	1,614	2,611	4,247	3,168	6,382
" Pacific	1,484 —70,300	353 —17,450	123 —2,305	4,781	912	1,360
Other Foreign Countries	1,590 —70,102	1,340 —70,265	992 —48,325	398 —18,006	196 —16,315	8,444	5,932	4,030	1,878	2,721
TOTAL FOREIGN COUNTRIES	19,080 —1,123,805	14,348 —856,458	14,785 —742,265	10,125 —646,236	11,802 —712,339	88,173	76,307	60,146	51,176	60,897
Share of Bengal	9,493 —58,488	7,161 —371,360	3,356 —330,491	5,203 —332,335	6,019 —365,905	45,780	37,481	31,440	28,617	25,520
" Bombay	10,354 —641,321	7,456 —458,243	7,582 —463,989	6,224 —389,890	6,323 —366,744	54,130	44,303	39,361	30,434	30,069
" Sind	253 —7,308	15 —1,275	150 —1,275	80 —562	9 —79	738	314	6	168	2,303
" Madras	89 —3,645	51 —2,011	351,775 —351,775	505 —505	380 —6,380	263	26	457	104	353
" Burma	1,270 —90,945	347 —67,175	665 —66,794	153 —10,716	257 —19,775	2,769	3,303	2,105	1,650	1,161
TOTAL	21,358 —1,607,847	15,030 —897,369	17,146 —1,303,172	11,618 —725,516	12,819 —787,024	1,03,687	85,284	78,569	60,971	60,911
Cigarettes (I. J)*—										
United Kingdom (including Channel Islands)	1,189,659 —481,360,798	720,790 —239,499,222	474,934 —182,236,806	550,557 —218,653,691	780,399 —301,018,435	48,54,530	26,30,716	16,61,669	20,63,699	26,03,055
Aden and Dependencies	2,945 —1,111,558	1,652 —783,221	1,959 —775,865	4,783 —1,799,030	1,625 —638,108	15,470	11,170	10,065	12,730	8,480
Straits Settlements	10,752 —3,346,990	6,793 —2,564,300	106 —39,310	895 —304,230	222 —92,550	18,055	7,749	857	3,616	934
Hongkong	10,477 —3,875,650	4,120 —1,604,190	16,893 —6,332,320	19,314 —7,250,800	14,145 —5,705,950	16,226	7,806	23,422	24,029	16,921
Other British Possessions	1,953 —1,847,070	692 —279,026	278 —132,205	557 —251,261	1,152 —411,076	2,982	994	685	980	2,523
TOTAL BRITISH EMPIRE	1,915,786 —491,811,761	784,347 —294,716,519	494,170 —189,506,609	592,108 —228,319,062	797,544 —307,866,148	49,02,263	26,58,435	16,98,142	21,05,054	26,91,918
Greece (including Crete)	..	1,162 —390,700	1,534 —582,300	1,001 —364,600	605 —207,700	..	2,981	5,739	4,309	2,280
China (exclusive of Hong- kong and Macao)	199,778 —67,750,620	52,564 —20,173,069	5,688 —2,254,650	6,356 —2,506,885	9,343 —3,775,090	2,54,231	96,728	11,038	8,260	10,955
Japan	74 —28,530	16,705 —10,666,500	74,260 —26,222,070	6,141 —420,570	643 —228,850	289	50,301	104,901	8,390	983
Egypt	9,448 —3,807,277	3,775 —1,414,366	2,999 —1,164,334	4,184 —1,567,045	2,707 —1,037,740	62,549	32,346	32,423	27,983	24,871
United States of America— Via Atlantic Coast	16,265 —6,394,523	11,968 —4,765,475	13,003 —5,421,200	14,072 —5,866,400	19,591 —8,127,700	55,161	49,783	51,500	68,920	74,717
" Pacific	1 —100	1	3	..
Other Foreign Countries	631 —234,069	1,052 —387,292	1,290 —520,670	1,290 —186,594	979 —370,897	3,271	4,473	3,738	3,280	4,322
TOTAL FOREIGN COUNTRIES	220,104 —78,217,019	97,224 —37,777,993	98,825 —36,165,324	32,260 —10,912,194	33,868 —13,763,457	3,75,501	2,36,542	2,09,490	1,16,136	1,18,128

* Inclusive of imports by postal packets referred to Collectors of Customs for assessment.

GENERAL IMPORTS

(480)

No. 10—continued

ARTICLES, AND COUNTRIES OF CONSIGNMENT; ALSO SHARE OF EACH PROVINCE	QUANTITY					VALUE				
	1931-32	1932-33	1933-34	1934-35	1935-36	1931-32	1932-33	1933-34	1934-35	1935-36
Tobacco—continued										
<i>Manufactured—continued</i>	Lbs.	Lbs.	Lbs.	Lbs.	Lbs.	R	R	R	R	R
<i>Cigarettes (L. J)—continued</i>	—No.	—No.	—No.	—No.	—No.					
<i>Share of Bengal</i>	686,808	276,530	216,378	213,230	297,268	22,12,512	8,92,966	6,61,147	3,58,419	11,34,603
	-208,804,220	-113,075,045	-81,969,230	-86,729,465	-113,989,300					
<i>„ Bombay</i>	261,054	269,586	209,710	203,541	255,645	12,16,594	10,62,986	7,47,271	8,10,321	9,07,382
	-103,379,276	-98,763,368	-78,540,765	-77,607,086	-95,093,375					
<i>„ Sind</i>	296,854	207,713	75,323	35,007	33,413	10,58,101	6,06,984	3,02,476	1,24,081	1,28,284
	-122,168,321	-86,093,441	-29,032,487	-11,799,543	-12,981,093					
<i>„ Madras</i>	111,550	38,402	31,950	33,755	37,664	4,32,535	1,36,668	97,076	1,00,370	1,23,139
	-44,701,083	-15,004,201	-12,548,023	-14,555,521	-15,150,228					
<i>„ Burma</i>	77,684	49,340	69,234	128,774	207,434	3,58,022	1,95,383	1,97,862	3,27,999	4,56,628
	-31,605,080	-19,564,497	-23,601,286	-50,539,541	-83,421,009					
TOTAL	1,435,990	831,671	502,995	614,366	831,412	52,77,764	28,94,977	19,05,632	22,21,190	28,10,046
	-570,058,780	-332,493,512	-225,071,830	-239,231,250	-321,024,005					
Tobacco for pipes and cigarettes (L. J)—	Lbs.	Lbs.	Lbs.	Lbs.	Lbs.					
<i>United Kingdom (including Channel Islands)</i>	115,128	35,656	37,565	47,021	35,478	7,87,653	2,37,098	2,36,345	3,17,746	2,43,825
<i>Commonwealth of Australia</i>	5,701	6,965	8,200	8,850	8,400	27,203	36,833	39,694	44,946	39,703
<i>Other British Possessions</i>	259	89	77	56	518	710	480	386	382	3,651
TOTAL BRITISH EMPIRE	121,088	42,710	45,842	55,927	44,396	8,15,766	2,74,411	2,76,425	3,63,074	2,87,179
United States of America—										
<i>Via Atlantic Coast</i>	8,236	5,312	4,537	5,541	6,137	38,291	31,564	24,023	28,205	33,145
<i>„ Pacific</i>	..	98	217
<i>Other Foreign Countries</i>	111	11	12	85	17	248	10	26	218	32
TOTAL FOREIGN COUNTRIES	8,347	5,919	4,549	5,626	6,154	38,539	31,791	24,049	28,423	33,177
<i>Share of Bengal</i>	76,409	27,167	30,405	36,749	32,158	6,11,096	3,13,131	2,16,663	3,01,258	2,42,171
<i>„ Bombay</i>	14,713	787	312	384	684	66,106	2,770	973	594	1,601
<i>„ Sind</i>	20,641	7,602	6,485	5,348	5,234	93,703	33,531	28,397	23,366	31,350
<i>„ Madras</i>	..	2,013	1,328	7,525	9,146	5,681	20,242	..
<i>„ Burma</i>	17,670	11,080	11,861	11,547	11,474	62,300	47,604	42,861	46,097	46,234
TOTAL	129,433	48,629	50,391	61,553	50,550	8,54,805	3,06,202	3,00,474	3,91,497	3,20,356
Other sorts (L. J)—	Lbs.	Lbs.	Lbs.	Lbs.	Lbs.					
<i>United Kingdom (including Channel Islands)</i>	40,991	35,456	40,755	33,149	32,435	1,95,942	1,60,132	1,89,482	1,41,243	1,51,997
<i>Other British Possessions</i>	666	124	682	76	415	3,011	264	2,464	160	874
TOTAL BRITISH EMPIRE	41,657	35,580	41,337	33,225	32,850	1,98,953	1,60,396	1,91,946	1,41,403	1,52,871
United States of America—										
<i>Via Atlantic Coast</i>	3,525	4,286	5,848	3,474	9,830	12,116	18,275	15,076	10,415	17,277
<i>Other Foreign Countries</i>	584	363	246	237	580	1,990	3,484	496	200	837
TOTAL FOREIGN COUNTRIES	4,109	5,149	5,594	3,711	10,410	14,106	19,709	15,570	10,705	18,114
<i>Share of Bengal</i>	3,210	10,734	10,896	7,656	10,328	40,254	48,852	45,242	30,280	44,577
<i>„ Bombay</i>	22,998	26,022	32,080	27,920	27,944	1,03,253	1,13,077	1,44,050	1,16,573	1,05,846
<i>„ Madras</i>	12,955	3,871	3,998	1,213	4,985	69,941	13,326	12,214	8,364	20,551
<i>„ Burma</i>	3	42	10	141	3	6	50	10	851	12
TOTAL	45,766	40,729	46,981	36,936	43,280	2,13,089	1,80,105	2,07,516	1,52,108	1,70,983

No. 10—continued

ARTICLES, AND COUNTRIES OF CONSIGNMENT; ALSO SHARE OF EACH PROVINCE	QUANTITY					VALUE				
	1931-32	1932-33	1933-34	1934-35	1935-36	1931-32	1932-33	1933-34	1934-35	1935-36
Tobacco—concluded										
<i>Total Tobacco—</i>	<i>Lbs.</i>	<i>Lbs.</i>	<i>Lbs.</i>	<i>Lbs.</i>	<i>Lbs.</i>	<i>Rs</i>	<i>R</i>	<i>R</i>	<i>R</i>	<i>R</i>
United Kingdom (including Channel Islands)	1,498,023	1,141,901	2,575,758	1,770,408	1,206,911	61,54,279	34,43,475	41,12,589	33,23,185	34,38,351
Adon and Dependencies	3,486	2,939	2,559	4,783	1,768	18,111	11,957	12,466	12,731	8,671
Ceylon (excluding Maldives)	1,941	739	903	4,624	1,795	2,307	726	902	1,124	6,429
Straits Settlements	11,910	8,844	1,028	1,244	3,202	14,296	9,841	979	3,806	8,839
British Borneo	1,388	5,050
Hongkong	11,073	4,279	17,579	20,198	14,430	19,030	3,585	25,905	27,080	18,464
Canada—										
Via Atlantic Coast	6,180	26,975	1,042	1	..	5,549	19,561	1,291
Commonwealth of Australia	5,751	7,022	8,204	8,884	8,419	27,375	37,034	39,722	45,243	39,726
Other British Possessions	4,076	218	1,237	124	151	5,415	967	2,372	506	317
TOTAL BRITISH EMPIRE	1,531,259	1,165,442	2,614,786	1,837,340	1,237,718	62,40,814	35,12,585	42,05,563	34,33,326	35,17,098
Netherlands	53,909	73,776	52,073	41,341	46,733	88,841	1,46,080	77,729	64,647	74,708
Belgium	2,877	10,369	9,217	4,802	7,585	8,322	14,292	17,782	7,620	13,871
Greece (including Crete)	897	1,162	1,584	1,124	605	4,349	2,931	5,739	4,400	2,280
Iran	..	11,725	66	21	39	..	3,821	159	40	93
Philippines	148,591	15,575	9,722	7,499	3,704	2,04,262	52,827	81,041	28,939	32,660
China (exclusive of Hongkong and Macao)	203,723	53,323	8,289	7,343	10,447	2,61,312	1,02,746	13,198	9,475	11,531
Japan	9,735	23,705	74,265	6,171	643	2,834	50,301	1,05,002	8,488	983
Egypt	12,524	11,160	5,265	3,717	3,475	67,736	48,764	41,705	35,723	32,599
United States of America—										
Via Atlantic Coast	2,512,486	4,074,670	2,115,322	1,786,004	1,536,523	25,46,376	57,43,829	27,05,594	25,84,167	24,62,232
" Pacific "	..	96	1,485	353	123	..	217	4,782	916	1,360
Other Foreign Countries	1,460	2,638	1,863	903	1,132	9,108	10,213	6,337	4,609	6,637
TOTAL FOREIGN COUNTRIES	2,946,197	4,886,189	2,279,751	1,864,233	1,621,014	31,93,640	61,81,011	30,09,059	27,40,113	26,38,954
Share of Bengal	1,599,772	3,384,203	2,096,798	1,770,788	1,069,346	39,20,323	44,36,854	29,57,443	23,21,979	22,59,100
" Bombay	350,653	805,916	431,080	285,350	310,063	14,32,415	17,43,073	11,74,002	9,84,304	11,21,133
" Sind	339,117	215,845	81,743	40,426	32,933	11,54,379	6,41,492	2,30,913	1,47,693	1,61,569
" Madras	1,319,333	1,584,859	1,613,146	1,464,013	1,320,134	24,33,740	26,25,933	26,03,636	23,42,106	21,10,310
" Burma	96,627	60,809	71,770	140,945	220,245	4,43,557	3,48,246	3,48,638	3,76,357	5,03,435
TOTAL	4,477,456	6,051,631	4,894,537	3,701,523	2,858,732	94,34,454	96,93,596	72,14,621	61,82,439	61,50,052
Tolles requisites (not specified elsewhere) (III. U) —										
United Kingdom (including Channel Islands)	—	—	—	—	—	18,13,247	20,72,745	22,15,333	24,84,490	26,84,263
Straits Settlements	—	—	—	—	—	6,141	6,161	2,791	5,150	6,481
Hongkong	—	—	—	—	—	35,966	35,740	67,689	34,786	32,002
Zanzibar and Pemba	—	—	—	—	—	37,297	15
Other British Possessions	—	—	—	—	—	6,026	7,422	5,754	7,037	4,011
TOTAL BRITISH EMPIRE	—	—	—	—	—	18,98,677	21,22,068	22,92,567	25,31,763	27,27,372
Germany	—	—	—	—	—	3,69,081	3,60,847	3,62,817	4,07,932	4,10,233
Belgium	—	—	—	—	—	11,065	7,619	8,940	8,735	1,446
France	—	—	—	—	—	4,02,688	4,43,222	4,02,224	3,06,327	2,59,374

GENERAL IMPORTS

(482)

No. 10—continued

ARTICLES, AND COUNTRIES OF CONSIGNMENT; ALSO SHARE OF EACH PROVINCE	QUANTITY					VALUE				
	1931-32	1932-33	1933-34	1934-35	1935-36	1931-32	1932-33	1933-34	1934-35	1935-36
						R	R	Rs	R	R
Toilet requisites (not specified elsewhere) (III. U)—continued										
Italy (including Fiume)	—	—	—	—	—	68,960	1,27,745	88,670	97,242	51,554
Austria	—	—	—	—	—	26,071	53,718	70,961	1,08,018	1,19,461
Czechoslovakia	—	—	—	—	—	68,623	58,286	34,680	37,927	32,550
Java	—	—	—	—	—	..	0	176	12,268	3,501
China (exclusive of Hongkong and Macao)	—	—	—	—	—	38,674	51,028	55,086	49,761	48,131
Japan	—	—	—	—	—	3,89,175	8,14,868	10,01,601	11,30,336	9,86,191
Egypt	—	—	—	—	—	2,516	17,117	65	41	47
United States of America—										
Via Atlantic Coast	—	—	—	—	—	15,32,416	17,57,329	13,26,377	16,48,977	16,62,551
" Pacific "	—	—	—	—	—	19,108	2,510	3,996	986	7,441
Other Foreign Countries	—	—	—	—	—	6,692	2,868	4,324	5,001	6,584
TOTAL FOREIGN COUNTRIES	—	—	—	—	—	28,81,089	36,91,617	33,66,907	38,78,551	38,78,979
Share of Bengal	—	—	—	—	—	13,43,631	17,99,453	16,52,101	20,03,897	20,14,629
" Bombay	—	—	—	—	—	17,65,401	18,98,890	19,34,889	21,69,183	24,06,591
" Sind	—	—	—	—	—	5,63,759	6,92,509	6,98,713	8,26,185	8,29,334
" Madras	—	—	—	—	—	4,45,338	5,73,260	5,20,667	6,22,244	5,95,623
" Burma	—	—	—	—	—	6,45,786	8,49,673	8,65,124	7,51,805	7,49,669
TOTAL	—	—	—	—	—	47,79,746	58,13,685	56,01,474	64,05,314	66,06,831
Toys and requisites for games and sports (including fishing tackle)—										
Toys (III. U) —										
United Kingdom (including Channel Islands)	—	—	—	—	—	4,48,264	3,55,254	3,95,929	3,89,869	2,56,607
Ceylon (excluding Maldives).	—	—	—	—	—	6,092	5,411	6,964	3,333	2,503
Straits Settlements	—	—	—	—	—	9,367	9,974	12,292	2,990	8,439
Canada—										
Via Atlantic Coast	—	—	—	—	—	5,900	19,085	255	106	362
" Pacific "	—	—	—	—	—	7	44	49	..	55
Other British Possessions	—	—	—	—	—	3,831	1,655	1,628	1,031	1,003
TOTAL BRITISH EMPIRE	—	—	—	—	—	4,78,580	3,81,428	4,17,017	3,97,329	4,01,273
Germany	—	—	—	—	—	4,64,539	3,84,326	2,54,428	2,15,908	2,31,089
France	—	—	—	—	—	12,716	15,681	17,320	18,714	11,080
Italy (including Fiume)	—	—	—	—	—	2,122	4,064	760	5,153	5,769
Japan	—	—	—	—	—	9,33,830	20,24,794	30,48,659	25,38,026	22,14,947
United States of America—										
Via Atlantic Coast	—	—	—	—	—	1,44,247	94,584	31,711	33,535	33,911
" Pacific "	—	—	—	—	—	95	214	68	319	134
Other Foreign Countries	—	—	—	—	—	21,621	9,014	6,086	9,184	6,177
TOTAL FOREIGN COUNTRIES	—	—	—	—	—	15,79,170	25,33,577	38,59,036	28,20,839	25,03,088
Share of Bengal	—	—	—	—	—	6,73,941	10,17,364	15,47,890	11,06,767	11,49,091
" Bombay	—	—	—	—	—	9,63,416	14,21,027	27,05,061	15,47,210	13,03,596
" Sind	—	—	—	—	—	1,67,801	1,94,511	1,78,589	1,90,435	1,31,739
" Madras	—	—	—	—	—	1,30,788	1,44,377	1,61,114	1,35,024	1,57,507
" Burma	—	—	—	—	—	1,17,005	1,46,701	1,33,689	1,79,682	1,67,352
TOTAL	—	—	—	—	—	20,52,760	29,25,000	37,76,053	32,18,168	29,09,366

No. 10—continued

ARTICLES, AND COUNTRIES OF CONSIGNMENT; ALSO SHARE OF EACH PROVINCE	QUANTITY					VALUE				
	1931-32	1932-33	1933-34	1934-35	1935-36	1931-32	1932-33	1933-34	1934-35	1935-36
Toys and requisites for games and sports (including fishing tackle)—continued						₹	₹	₹	₹	₹
Requisites for games and sports (excluding firearms, etc.)—										
Playing Cards (III. U)—										
United Kingdom (including Channel Islands)	—	—	—	—	—	1,11,164	2,25,543	1,52,602	1,59,372	1,55,421
Other British Possessions	—	—	—	—	—	822	946	367	2,205	1,258
TOTAL BRITISH EMPIRE	—	—	—	—	—	1,11,986	2,26,489	1,52,969	1,91,577	1,56,679
Germany	—	—	—	—	—	6,199	7,702	6,548	4,270	4,750
Belgium	—	—	—	—	—	3,40,150	4,29,974	93,169	1,10,313	1,00,875
Japan	—	—	—	—	—	28,219	2,58,418	2,08,451	4,07,599	3,37,806
United States of America—										
Vid Atlantic Coast	—	—	—	—	—	4,13,345	2,29,162	1,72,560	1,95,092	2,09,180
Other Foreign Countries	—	—	—	—	—	5,571	3,330	806	8,073	2,477
TOTAL FOREIGN COUNTRIES	—	—	—	—	—	7,93,484	9,23,581	5,41,526	7,85,947	6,54,597
Share of Bengal	—	—	—	—	—	2,50,755	4,04,730	2,16,778	3,17,364	2,25,367
" Bombay	—	—	—	—	—	2,62,387	3,69,735	2,14,363	2,54,202	1,95,524
" Sind	—	—	—	—	—	1,10,114	95,318	60,715	46,837	47,424
" Madras	—	—	—	—	—	2,18,849	1,69,720	1,54,509	1,87,178	1,66,619
" Burma	—	—	—	—	—	63,365	1,10,467	48,133	1,71,343	1,74,861
TOTAL	—	—	—	—	—	9,05,470	11,50,070	6,94,498	9,76,924	8,11,276
Other sorts (III. U)—										
United Kingdom (including Channel Islands)	—	—	—	—	—	5,05,882	4,65,105	6,13,837	6,16,751	6,65,444
Hongkong	—	—	—	—	—	4,193	3,806	5,447	5,231	6,480
Commonwealth of Australia, Other British Possessions	—	—	—	—	—	840	2,698	10,270	12,651	4,768
TOTAL BRITISH EMPIRE	—	—	—	—	—	5,14,449	4,75,614	6,29,185	6,38,271	6,78,595
Norway	—	—	—	—	—	96,731	76,168	87,530	80,480	82,688
Germany	—	—	—	—	—	72,474	62,953	44,736	39,533	43,450
Franco	—	—	—	—	—	6,120	5,400	4,610	4,708	3,286
China (exclusive of Hong- kong and Macao)	—	—	—	—	—	3,301	2,050	4,531	5,051	3,746
Japan	—	—	—	—	—	3,642	7,523	62,616	52,729	63,002
United States of America—										
Vid Atlantic Coast	—	—	—	—	—	39,591	11,150	14,334	31,314	1,42,334
" Pacific "	—	—	—	—	—	135	460	22	1,093	367
Other Foreign Countries	—	—	—	—	—	10,633	14,001	11,110	6,231	7,634
TOTAL FOREIGN COUNTRIES	—	—	—	—	—	2,31,677	1,31,715	2,20,589	2,22,094	3,51,557
Share of Bengal	—	—	—	—	—	2,34,029	2,34,632	3,49,401	3,17,662	3,29,329
" Bombay	—	—	—	—	—	2,19,335	1,95,473	2,33,801	2,09,333	3,55,169
" Sind	—	—	—	—	—	1,13,934	1,02,097	1,22,022	1,48,343	1,19,562
" Madras	—	—	—	—	—	38,547	40,869	69,765	64,655	63,643
" Burma	—	—	—	—	—	79,731	84,508	90,692	1,25,922	1,61,939
TOTAL	—	—	—	—	—	7,46,126	6,57,629	8,64,774	8,60,365	10,30,132

ARTICLES, AND COUNTRIES OF CONSIGNMENT; ALSO SHARE OF EACH PROVINCE	QUANTITY					VALUE				
	1931-32	1932-33	1933-34	1934-35	1935-36	1931-32	1932-33	1933-34	1934-35	1935-36
Toys and requisites for games and sports (including fishing tackle)—concluded						R	R	R	R	R
<i>Total value of toys and requisites for games and sports (including fishing tackle)—</i>										
United Kingdom (including Channel Islands)	—	—	—	—	—	10,65,290	10,45,005	11,02,298	11,05,992	12,00,472
Ceylon (excluding Maldives)	—	—	—	—	—	6,301	6,872	8,336	3,968	3,180
Straits Settlements	—	—	—	—	—	13,099	12,407	16,653	6,046	10,354
Hongkong	—	—	—	—	—	5,379	4,701	6,534	6,082	7,172
Canada—										
Via Atlantic Coast	—	—	—	—	—	5,989	19,121	295	469	368
" Pacific "	—	—	—	—	—	12	44	40	—	56
Commonwealth of Australia	—	—	—	—	—	1,380	8,233	10,615	13,088	6,202
Other British Possessions	—	—	—	—	—	2,571	1,546	421	1,537	749
TOTAL BRITISH EMPIRE	—	—	—	—	—	11,00,015	10,98,829	12,05,171	12,27,177	12,30,551
Sweden	—	—	—	—	—	1,699	95	914	5,538	1,191
Norway	—	—	—	—	—	96,731	78,168	87,530	80,480	82,649
Germany	—	—	—	—	—	5,48,212	4,54,936	3,05,757	2,19,761	2,79,220
Netherlands	—	—	—	—	—	6,329	7,166	764	4,026	1,271
Belgium	—	—	—	—	—	3,45,183	4,32,421	94,219	1,11,686	1,01,421
France	—	—	—	—	—	18,068	21,081	21,954	28,449	14,369
Italy (including Flume)	—	—	—	—	—	5,760	10,687	4,533	8,630	6,724
Austria	—	—	—	—	—	3,244	3,472	2,965	2,571	2,997
China (excludes of Hongkong and Macao)	—	—	—	—	—	6,634	3,725	6,753	5,917	11,080
Japan	—	—	—	—	—	9,65,691	22,85,735	33,79,726	30,58,354	26,15,755
United States of America—										
Via Atlantic Coast	—	—	—	—	—	5,96,183	3,34,896	2,18,605	2,59,041	3,90,494
" Pacific "	—	—	—	—	—	230	674	25	2,317	501
Other Foreign Countries	—	—	—	—	—	8,427	5,884	6,349	5,672	7,404
TOTAL FOREIGN COUNTRIES	—	—	—	—	—	26,04,331	36,38,870	41,30,154	38,23,280	43,14,243
Share of Bengal	—	—	—	—	—	12,18,725	16,57,316	21,13,669	17,94,693	17,03,791
" Bombay	—	—	—	—	—	14,45,687	19,86,285	21,69,318	20,10,795	18,54,689
" Sind	—	—	—	—	—	3,91,649	3,91,958	3,91,296	3,86,166	3,92,774
" Madras	—	—	—	—	—	3,88,184	3,55,466	3,85,388	3,86,887	3,97,499
" Burma	—	—	—	—	—	2,60,101	3,41,876	3,92,464	4,76,947	5,04,173
TOTAL	—	—	—	—	—	37,04,346	47,32,699	53,35,325	50,55,457	47,50,794
Umbrellas and Umbrella Sticks—										
<i>Umbrellas, complete, including Parasols and Sunshades (ILL. U)—</i>	No.	No.	No.	No.	No.					
United Kingdom (including Channel Islands)	88,599	23,380	30,802	21,099	26,982	96,386	65,163	60,493	58,370	66,343
Ceylon (excluding Maldives)	11,012	10,961	10,467	9,137	8,227	24,006	22,022	16,179	13,036	10,119
Other British Possessions	2,147	2,695	789	1,180	970	3,185	3,856	1,300	1,109	1,102
TOTAL BRITISH EMPIRE	51,758	42,026	42,058	31,416	36,020	1,22,577	90,581	78,072	73,515	78,009

No. 10—continued

ARTICLES, AND COUNTRIES OF CONSIGNMENT; ALSO SHARE OF EACH PROVINCE	QUANTITY					VALUE				
	1931-32	1932-33	1933-34	1934-35	1935-36	1931-32	1932-33	1933-34	1934-35	1935-36
	No.	No.	No.	No.	No.	R	R	R	R	R
Umbrellas and Umbrella fittings —continued										
<i>Umbrellas, complete, including Parasols and Sunshades (III. U)—continued</i>										
Germany	41	2,368	15	11	2,463	172	6,565	199	95	3,604
France	17,122	11,443	3,819	2,773	2,531	37,989	26,705	11,633	9,038	7,561
Italy (including Fiume)	3,025	1,368	18	251	645	5,512	2,437	38	379	1,934
Japan	14,802	250,537	692,571	245,327	309,478	11,865	1,30,097	3,26,137	59,599	79,792
Other Foreign Countries	5,257	1,221	398	740	1,557	6,177	1,334	708	1,457	4,095
TOTAL FOREIGN COUNTRIES	40,247	266,927	696,316	249,111	316,639	61,665	1,67,631	3,38,715	70,568	97,885
<i>Share of Bengal</i>	<i>4,726</i>	<i>73,172</i>	<i>152,455</i>	<i>147,231</i>	<i>77,650</i>	<i>9,341</i>	<i>31,923</i>	<i>46,777</i>	<i>33,069</i>	<i>22,381</i>
“ Bombay	33,779	136,736	471,337	73,184	1,37,603	57,233	1,46,343	2,67,519	69,734	34,123
“ Sind	707	2,443	2,720	6,031	10,290	2,532	4,133	7,437	5,556	7,757
“ Madras	17,529	33,844	66,091	21,497	13,349	36,463	46,323	67,303	22,910	17,361
“ Burma	35,264	17,633	100,345	32,434	59,371	73,713	30,432	26,191	12,344	43,353
TOTAL	92,005	308,053	738,374	250,527	353,263	1,34,242	2,56,109	4,24,637	1,44,063	1,75,935
Umbrella fittings (III. U)—										
United Kingdom (including Channel Islands)	—	—	—	—	—	5,04,337	3,02,022	2,39,429	2,57,566	2,61,693
Other British Possessions	—	—	—	—	—	930	..	1,110	25	—
TOTAL BRITISH EMPIRE	—	—	—	—	—	5,05,317	3,02,022	2,40,539	2,57,591	2,61,693
Norway	—	—	—	—	—	..	10,732	—
Germany	—	—	—	—	—	11,17,551	7,17,631	5,02,239	5,92,066	7,18,601
France	—	—	—	—	—	40,076	49,513	11,953	2,139	773
Italy (including Fiume)	—	—	—	—	—	1,51,313	77,363	53,202	37,043	9,779
China (exclusive of Hongkong and Macao)	—	—	—	—	—	34,369	23,333	720
Japan	—	—	—	—	—	9,75,531	13,32,137	13,77,143	16,72,333	17,49,036
Other Foreign Countries	—	—	—	—	—	7,754	4,325	5,737	2,336	1,447
TOTAL FOREIGN COUNTRIES	—	—	—	—	—	23,26,319	22,15,940	19,51,054	23,14,673	24,79,691
<i>Share of Bengal</i>	<i>—</i>	<i>—</i>	<i>—</i>	<i>—</i>	<i>—</i>	<i>13,44,976</i>	<i>12,47,569</i>	<i>12,23,495</i>	<i>13,67,701</i>	<i>15,44,423</i>
“ Bombay	—	—	—	—	—	5,96,174	7,22,009	5,73,096	6,72,915	6,60,311
“ Sind	—	—	—	—	—	31	..	2	2,329	63
“ Madras	—	—	—	—	—	1,49,796	1,10,574	1,33,369	1,12,003	1,97,619
“ Burma	—	—	—	—	—	2,41,269	4,33,723	2,51,440	3,77,313	3,33,670
TOTAL	—	—	—	—	—	23,92,236	23,18,871	22,41,893	25,72,369	27,41,586
Local value of Umbrellas and Umbrella fittings—										
United Kingdom (including Channel Islands)	—	—	—	—	—	5,99,723	3,33,076	3,55,922	3,10,936	3,23,740
Ceylon (excluding Maldives)	—	—	—	—	—	24,006	22,022	13,179	13,030	10,149
Other British Possessions	—	—	—	—	—	4,135	3,356	2,410	1,134	1,103
TOTAL BRITISH EMPIRE	—	—	—	—	—	6,27,864	3,58,454	3,71,511	3,35,100	3,35,092

No. 10—continued

ARTICLES, AND COUNTRIES OF CONSIGNMENT; ALSO SHARE OF EACH PROVINCE	QUANTITY					VALUE				
	1931-32	1932-33	1933-34	1934-35	1935-36	1931-32	1932-33	1933-34	1934-35	1935-36
Umbrellas and Umbrella fittings—continued						R	R	R	₹	R
<i>Total value of Umbrellas and Umbrella fittings—continued</i>										
Norway	—	—	—	—	—	..	10,782	2
Germany	—	—	—	—	—	11,17,722	7,24,196	5,02,438	5,92,101	7,22,205
Belgium	—	—	—	—	—	2,768	1,943	810	1,208	..
France	—	—	—	—	—	78,015	76,323	23,591	11,227	8,339
Italy (including Fiume)	—	—	—	—	—	1,55,830	80,305	52,240	38,322	11,713
China (exclusive of Hongkong and Macao)	—	—	—	—	—	35,649	23,734	909	172	85
Japan	—	—	—	—	—	9,67,716	14,62,284	17,03,285	17,39,243	18,23,278
Other Foreign Countries	—	—	—	—	—	8,883	4,120	5,503	2,915	6,367
TOTAL FOREIGN COUNTRIES	—	—	—	—	—	23,62,564	23,83,567	22,89,769	23,85,246	25,77,577
Share of Bengal	—	—	—	—	—	12,64,217	12,72,433	12,75,272	14,00,770	16,66,307
" Bomday	—	—	—	—	—	6,53,407	3,67,357	3,45,116	7,62,999	7,41,939
" Bind	—	—	—	—	—	2,613	4,133	7,439	3,235	7,320
" Madras	—	—	—	—	—	1,86,364	1,56,802	2,50,763	1,71,996	2,15,439
" Burma	—	—	—	—	—	3,19,977	4,69,210	2,87,631	3,89,063	3,32,623
TOTAL	—	—	—	—	—	30,16,478	27,77,040	26,66,280	27,16,352	29,17,374
Vehicles, excluding locomotives, etc., for railways—										
<i>Carriages and carts not mechanically propelled and parts thereof (excluding railway carriages, trucks, etc.)—</i>										
<i>Carriages and carts not mechanically propelled (excluding railway carriages, trucks, etc.) (III. O)—</i>	No.	No.	No.	No.	No.					
United Kingdom (including Channel Islands)	199	292	417	618	1,024	22,123	34,992	47,039	68,220	1,11,509
Straits Settlements	165	3	2	35	8	24,170	194	23	1,645	464
Hongkong	112	564	302	1	..	13,440	66,824	25,020	136	..
Other British Possessions	3	4	2	3	..	100	78	187	28	..
TOTAL BRITISH EMPIRE	499	863	723	657	1,032	59,833	1,52,038	72,269	70,023	1,11,963
Germany	345	20	179	2	86	22,690	2,957	14,748	1,187	35,690
Java	86	10,144
China (exclusive of Hongkong and Macao)	196	320	310	1	..	24,847	32,130	17,586	120	..
Japan	2,011	516	691	1,086	683	2,43,514	47,923	52,921	44,391	52,826
United States of America— Via Atlantic Coast	216	66	3	15	47	67,056	16,112	129	6,267	23,398
Other Foreign Countries	23	11	20	14	19	4,368	584	3,463	3,139	3,630
TOTAL FOREIGN COUNTRIES	2,791	933	1,203	1,118	871	3,62,476	99,686	83,842	55,104	1,30,938

No. 10—continued

ARTICLES, AND COUNTRIES OF CONSIGNMENT; ALSO SHARE OF EACH PROVINCE	QUANTITY					VALUE				
	1931-32	1932-33	1933-34	1934-35	1935-36	1931-32	1932-33	1933-34	1934-35	1935-36
<i>Vehicles, excluding locomotives, etc., for railways—continued</i>						R	R	R	R	R
<i>Carriages and carts not mechanically propelled and parts thereof (excluding railway carriages, trucks, etc.)—continued</i>										
Carriages and carts not mechanically propelled (excluding railway carriages, trucks, etc.) (III. O)—continued	No.	No.	No.	No.	No.					
Share of Bengal	660	476	620	616	1,045	1,26,449	76,109	47,814	56,961	1,10,064
„ Bombay	255	100	374	490	207	16,876	4,676	43,858	31,947	51,213
„ Sind	32	81	11	19	18	17,486	54,432	4,583	6,271	16,674
„ Madras	17	108	76	149	276	1,494	9,905	9,899	23,411	44,994
„ Burma	2,336	1,031	945	501	357	2,32,003	1,07,702	64,957	6,543	20,951
{ Protected	421	92	199	24	131	89,342	7,421	16,286	6,904	25,378
{ Not protected	2,869	1,704	1,727	1,751	1,772	3,82,966	2,44,853	1,44,825	1,18,229	2,17,523
TOTAL	3,290	1,796	1,926	1,775	1,003	4,22,808	2,51,774	1,61,111	1,25,133	2,42,901
Parts of carriages and carts (excluding rubber tyres) (III. O)—										
United Kingdom (including Channel Islands)	—	—	—	—	—	1,84,997	1,21,078	1,87,387	4,13,786	3,89,085
Straits Settlements	—	—	—	—	—	305	1,850	1,737	87,572	16,543
Other British Possessions	—	—	—	—	—	694	4,976	524	122	1,334
TOTAL BRITISH EMPIRE	—	—	—	—	—	1,85,996	1,27,909	1,89,648	4,51,480	4,06,962
Germany	—	—	—	—	—	58,552	21,165	57,318	58,381	75,349
Belgium	—	—	—	—	—	9,757	2,685	4,368	12,615	10,387
France	—	—	—	—	—	5,893	6,558	2,141
China (excluding of Hongkong and Macao)	—	—	—	—	—	..	7,624	24,090	3,889	..
Japan	—	—	—	—	—	29,964	15,508	22,556	32,440	58,459
United States of America—										
Vid Atlantic Coast	—	—	—	—	—	12,131	3,443	5,280	10,360	24,777
„ Pacific „	—	—	—	—	—	8,049	111
Other Foreign Countries	—	—	—	—	—	4,235	2,075	695	802	5,281
TOTAL FOREIGN COUNTRIES	—	—	—	—	—	1,18,631	59,053	1,16,438	1,18,487	1,74,364
Share of Bengal	—	—	—	—	—	1,32,391	37,331	1,01,331	2,32,669	1,84,443
„ Bombay	—	—	—	—	—	53,204	33,286	57,501	36,455	1,73,616
„ Sind	—	—	—	—	—	27,776	29,190	21,407	42,476	42,212
„ Madras	—	—	—	—	—	35,661	43,806	51,643	1,00,531	92,350
„ Burma	—	—	—	—	—	55,095	42,769	74,254	1,07,306	39,700
{ Protected	—	—	—	—	—	1,37,184	45,956	77,694	89,869	1,21,722
{ Not protected	—	—	—	—	—	1,67,483	1,40,496	2,26,392	4,30,098	4,59,604
TOTAL	—	—	—	—	—	3,04,617	1,86,452	3,06,086	5,69,967	5,81,326
Perambulators and children's go-carts (III. O)—	No.	No.	No.	No.	No.					
United Kingdom (including Channel Islands)	5,860	4,992	3,775	3,654	3,937	1,35,851	1,06,204	80,842	77,500	84,308
Other British Possessions	66	10	9	16	9	369	116	117	204	72
TOTAL BRITISH EMPIRE	5,926	5,002	3,784	3,670	3,946	1,36,220	1,06,410	80,769	77,794	84,380
Japan	121	937	2,157	3,733	3,221	1,083	4,991	12,880	23,165	16,379
Other Foreign Countries	28	21	29	36	27	831	510	1,429	882	629
TOTAL FOREIGN COUNTRIES	149	958	2,186	3,769	3,248	1,864	5,501	14,269	24,047	17,008

GENERAL IMPORTS

ARTICLES, AND COUNTRIES OF CONSIGNMENT; ALSO SHARE OF EACH PROVINCE	QUANTITY					VALUE				
	1931-32	1932-33	1933-34	1934-35	1935-36	1931-32	1932-33	1933-34	1934-35	1935-36
Vehicles (excluding loco-motives, etc., for railways)—continued						R	R	R	R	R
Carriages and carts not mechanically propelled and parts thereof (excluding railway carriages, trucks, etc.)—continued										
Perambulators and children's go-carts III.O—contd.	No.	No.	No.	No.	No.					
Share of Bengal	1,630	1,932	1,927	2,046	2,863	33,446	36,169	27,426	34,950	43,887
" Bombay	2,240	1,919	1,720	1,603	1,236	63,385	35,640	28,912	25,042	21,595
" Sind	631	680	859	767	577	16,654	13,549	12,305	9,489	8,553
" Madras	913	910	689	1,037	888	20,922	16,719	14,579	18,438	14,417
" Burma	761	619	785	1,086	1,630	14,641	17,634	11,796	13,522	13,006
TOTAL	6,075	5,060	5,070	7,489	7,194	1,38,084	1,11,911	95,018	1,01,641	1,01,386
Parts of perambulators and children's go-carts (III. O)—										
United Kingdom (including Channel Islands)	—	—	—	—	—	31,209	33,422	29,118	19,605	17,301
Other British Possessions	—	—	—	—	—	4,470
TOTAL BRITISH EMPIRE	—	—	—	—	—	35,769	33,422	29,118	19,605	17,301
TOTAL FOREIGN COUNTRIES	—	—	—	—	—	165	151	514	621	54
Share of Bengal	—	—	—	—	—	1,315	1,218	303	1,163	72
" Bombay	—	—	—	—	—	9,062	9,745	13,395	7,979	5,22
" Sind	—	—	—	—	—	26,330	22,555	15,158	11,055	8,60
" Madras	—	—	—	—	—	..	46	46	12	40
" Burma	—	—	—	—	—	216	16	..	17	..
TOTAL	—	—	—	—	—	35,924	33,578	29,482	20,226	17,84
Total value of carriages and carts not mechanically propelled and parts thereof (excluding railway carriages, trucks, etc.)—										
United Kingdom (including Channel Islands)	—	—	—	—	—	3,74,270	3,45,781	3,44,186	5,70,201	6,02,20
Straits Settlements	—	—	—	—	—	24,601	1,640	1,788	89,497	17,06
Hongkong	—	—	—	—	—	13,988	71,683	25,023	136	..
Other British Possessions	—	—	—	—	—	4,969	262	802	274	1,34
TOTAL BRITISH EMPIRE	—	—	—	—	—	4,17,808	4,19,819	3,71,704	6,18,908	6,20,61
Germany	—	—	—	—	—	76,813	24,522	73,196	60,577	1,11,50
Belgium	—	—	—	—	—	12,012	3,097	5,253	12,615	10,42
France	—	—	—	—	—	7,508	6,636	3,715	69	2,35
Java	—	—	—	—	—	10,52
China (exclusive of Hongkong and Macao)	—	—	—	—	—	24,897	30,809	41,686	4,009	..
Japan	—	—	—	—	—	2,74,512	68,492	88,021	1,00,177	1,28,10
United States of America—										
Vid Atlantic Coast	—	—	—	—	—	79,405	19,576	5,445	16,811	50,17
" Pacific "	—	—	—	—	—	3,145	111
Other Foreign Countries	—	—	—	—	—	4,838	2,260	1,937	4,001	6,04
TOTAL FOREIGN COUNTRIES	—	—	—	—	—	4,88,125	1,64,891	2,19,853	1,98,259	3,22,85
Share of Bengal	—	—	—	—	—	3,03,101	1,46,872	1,76,324	3,26,743	3,38,92
" Bombay	—	—	—	—	—	1,31,522	83,246	1,44,166	1,51,423	2,53,73
" Sind	—	—	—	—	—	86,376	1,19,776	63,453	69,691	74,97
" Madras	—	—	—	—	—	68,073	69,474	76,167	1,42,422	1,58,16
" Burma	—	—	—	—	—	3,31,965	1,62,342	1,41,007	1,27,388	1,21,65
TOTAL	—	—	—	—	—	9,00,938	5,88,710	6,91,647	8,17,107	9,43,404

No. 10—continued

ARTICLES, AND COUNTRIES OF CONSIGNMENT; ALSO SHARE OF EACH PROVINCE	QUANTITY					VALUE				
	1931-32	1932-33	1933-34	1934-35	1935-36	1931-32	1932-33	1933-34	1934-35	1935-36
Vehicles, (excluding locomotives, etc., for railways)—continued						R	R	R	R	R
<i>Cycles, (other than motor cycles) and parts thereof and accessories—</i>										
Cycles imported entire or in sections (III. O)—	No.	No.	No.	No.	No.					
United Kingdom (including Channel Islands) . . .	46,780	58,759	71,760	90,493	123,069	16,98,848	18,52,763	23,17,831	28,22,708	37,70,459
Other British Possessions . . .	46	46	27	16	66	1,762	1,371	670	541	1,187
TOTAL BRITISH EMPIRE	46,826	58,804	71,787	90,448	123,135	17,00,100	18,54,134	23,18,501	28,23,249	37,71,646
Germany	1,168	726	21	28	796	86,317	8,803	926	1,128	31,858
France	366	25	1	2	1	12,058	601	189	164	20
Japan	1,258	14,889	16,717	15,729	9,573	22,553	1,70,347	1,88,910	1,67,771	97,798
Other Foreign Countries	59	85	98	79	90	2,152	4,700	4,649	3,704	5,040
TOTAL FOREIGN COUNTRIES	2,846	15,724	16,827	15,888	10,460	78,080	1,84,511	1,94,674	1,62,867	1,34,716
<i>Share of Bengal</i>	<i>15,024</i>	<i>20,336</i>	<i>27,363</i>	<i>36,530</i>	<i>46,894</i>	<i>5,40,503</i>	<i>6,28,745</i>	<i>8,06,552</i>	<i>10,29,606</i>	<i>14,02,905</i>
" <i>Bombay</i>	<i>15,558</i>	<i>24,273</i>	<i>28,210</i>	<i>30,493</i>	<i>35,361</i>	<i>5,09,490</i>	<i>6,09,740</i>	<i>7,72,376</i>	<i>8,78,316</i>	<i>9,85,649</i>
" <i>Sind</i>	<i>11,277</i>	<i>11,797</i>	<i>14,644</i>	<i>17,873</i>	<i>23,718</i>	<i>4,09,553</i>	<i>3,73,144</i>	<i>4,06,137</i>	<i>4,67,361</i>	<i>5,06,557</i>
" <i>Madras</i>	<i>5,210</i>	<i>9,007</i>	<i>15,609</i>	<i>14,901</i>	<i>14,403</i>	<i>1,68,941</i>	<i>2,73,723</i>	<i>4,19,086</i>	<i>3,92,952</i>	<i>4,13,736</i>
" <i>Burma</i>	<i>2,603</i>	<i>4,115</i>	<i>2,798</i>	<i>6,789</i>	<i>8,219</i>	<i>1,41,638</i>	<i>1,93,293</i>	<i>1,08,696</i>	<i>2,17,951</i>	<i>2,98,680</i>
TOTAL	49,672	69,528	88,624	106,286	139,595	17,73,180	20,88,645	25,13,175	29,86,116	39,06,812
<i>Parts of cycles and accessories (excluding rubber tyres) (III. O)—</i>										
United Kingdom (including Channel Islands)	—	—	—	—	—	26,34,777	33,43,889	39,49,397	42,09,852	45,08,241
Other British Possessions	—	—	—	—	—	1,798	609	1,184	1,189	2,815
TOTAL BRITISH EMPIRE	—	—	—	—	—	28,36,575	33,48,998	39,50,581	43,11,041	46,11,056
Germany	—	—	—	—	—	7,86,537	7,79,881	6,08,586	7,71,184	7,79,222
Netherlands	—	—	—	—	—	61,998	82,999	1,13,868	1,97,835	2,08,803
Belgium	—	—	—	—	—	9,931	650	1,439	435	2,126
France	—	—	—	—	—	70,328	15,880	—	818	259
Italy (including Fiume)	—	—	—	—	—	10,736	24,293	23,324	17,493	24,250
Japan	—	—	—	—	—	11,52,195	17,40,790	16,50,935	17,32,707	15,84,530
United States of America— Via Atlantic Coast	—	—	—	—	—	2,957	18,859	3,840	2,425	17
Other Foreign Countries	—	—	—	—	—	6,602	3,818	763	1,238	3,198
TOTAL FOREIGN COUNTRIES	—	—	—	—	—	21,01,284	26,67,197	24,08,755	27,24,135	25,52,509
<i>Share of Bengal</i>	<i>—</i>	<i>—</i>	<i>—</i>	<i>—</i>	<i>—</i>	<i>16,23,751</i>	<i>20,31,760</i>	<i>20,49,601</i>	<i>23,35,035</i>	<i>21,64,189</i>
" <i>Bombay</i>	<i>—</i>	<i>—</i>	<i>—</i>	<i>—</i>	<i>—</i>	<i>14,92,545</i>	<i>16,17,203</i>	<i>18,19,503</i>	<i>16,33,934</i>	<i>22,08,745</i>
" <i>Sind</i>	<i>—</i>	<i>—</i>	<i>—</i>	<i>—</i>	<i>—</i>	<i>7,93,342</i>	<i>10,39,894</i>	<i>11,35,635</i>	<i>14,13,497</i>	<i>19,04,905</i>
" <i>Madras</i>	<i>—</i>	<i>—</i>	<i>—</i>	<i>—</i>	<i>—</i>	<i>6,78,380</i>	<i>10,00,437</i>	<i>11,70,529</i>	<i>13,16,826</i>	<i>11,70,731</i>
" <i>Burma</i>	<i>—</i>	<i>—</i>	<i>—</i>	<i>—</i>	<i>—</i>	<i>1,49,835</i>	<i>3,21,911</i>	<i>1,83,818</i>	<i>2,46,184</i>	<i>2,56,086</i>
TOTAL	—	—	—	—	—	47,97,569	60,11,195	63,59,336	69,85,176	70,03,655
<i>Total value of Cycles (other than motor cycles) and parts thereof and accessories—</i>										
United Kingdom (including Channel Islands)	—	—	—	—	—	43,33,125	51,96,162	62,67,228	70,32,560	82,78,700
Other British Possessions	—	—	—	—	—	3,550	1,980	1,854	1,780	3,952
TOTAL BRITISH EMPIRE	—	—	—	—	—	43,36,675	51,98,142	62,69,082	70,34,290	82,82,652

GENERAL IMPORTS

(490)

No. 10—continued

ARTICLES, AND COUNTRIES OF CONSIGNMENT; ALSO SHARE OF EACH PROVINCE	QUANTITY					VALUE				
	1931-32	1932-33	1933-34	1934-35	1935-36	1931-32	1932-33	1933-34	1934-35	1935-36
Vehicles, excluding locomotives, etc., for railways—continued						R	R	R	R	R
Cycles (other than motor cycles) and parts thereof and accessories—concluded										
Total value of Cycles (other than motor cycles and parts thereof and accessories)—continued										
Germany	—	—	—	—	—	8,22,854	7,89,744	6,09,512	7,72,412	8,11,080
Netherlands	—	—	—	—	—	62,808	82,996	1,18,868	1,07,835	2,09,808
Belgium	—	—	—	—	—	9,981	650	1,778	485	2,136
France	—	—	—	—	—	82,386	10,461	189	682	278
Italy (including Fiume)	—	—	—	—	—	10,756	24,375	23,505	17,792	25,050
Japan	—	—	—	—	—	11,74,748	19,11,187	18,45,845	18,90,478	19,32,828
United States of America—										
<i>Via Atlantic Coast</i>	—	—	—	—	—	3,172	19,074	3,923	2,617	1,029
<i>" Pacific "</i>	—	—	—	—	—	..	60
Other Foreign Countries	—	—	—	—	—	8,219	8,191	4,724	4,451	7,127
TOTAL FOREIGN COUNTRIES	—	—	—	—	—	21,74,364	28,51,708	26,08,429	28,87,002	26,87,315
Share of Bengal	—	—	—	—	—	21,64,259	26,60,495	23,66,483	33,65,191	35,67,094
<i>" Bombay</i>	—	—	—	—	—	30,02,035	21,86,943	25,92,178	25,12,300	32,55,294
<i>" Sind</i>	—	—	—	—	—	12,02,895	14,13,038	15,41,722	18,80,888	20,11,462
<i>" Madras</i>	—	—	—	—	—	8,47,327	12,74,160	15,89,514	17,09,778	15,81,486
<i>" Burma</i>	—	—	—	—	—	2,94,523	5,15,204	2,92,514	4,63,166	5,51,651
TOTAL	—	—	—	—	—	65,11,039	80,49,840	88,72,511	99,21,292	1,09,80,967
Mechanically propelled vehicles (excluding railway locomotives and tractors)—										
Aircraft (III. O)—										
United Kingdom (including Channel Islands)	No. 15	17	No. 22	No. 25	No. 19	1,37,985	1,98,218	2,52,995	3,44,007	3,32,834
Straits Settlements	1	7,000
Canada—										
<i>Via Atlantic Coast</i>	2	21,838
Commonwealth of Australia	2	6,062
TOTAL BRITISH EMPIRE	17	18	24	25	19	1,59,773	2,05,218	2,59,058	3,44,007	3,32,834
France	1	16,481	..
Iraq	1	..	1	1,000	..	13,000	..
United States of America—										
<i>Via Atlantic Coast</i>	2	1	21,103	18,430
Other Foreign Countries	1	58	4,985
TOTAL FOREIGN COUNTRIES	2	1	1	2	1	21,103	1,058	4,985	16,481	18,430
Share of Bengal	2	4	7	5	2	37,576	29,651	69,531	91,468	18,106
<i>" Bombay</i>	8	5	6	9	7	65,398	45,344	43,105	1,17,855	84,550
<i>" Sind</i>	5	9	9	12	10	47,274	1,26,292	1,15,345	1,40,163	1,72,590
<i>" Madras</i>	2	1	2	16,292	4,974	29,825
<i>" Burma</i>	3	..	1	1	1	21,838	..	6,387	22,992	75,819
TOTAL	19	19	25	27	20	1,80,876	2,06,271	2,68,998	3,72,488	3,51,264
Parts of aircraft (III. O)—										
United Kingdom (including Channel Islands)	—	—	—	—	—	86,499	1,33,100	3,04,974	2,44,544	3,00,100
Palestine	—	—	—	—	—	..	18,178	..	87	..
Straits Settlements	—	—	—	—	—	2,673	214	503	6,179	16,982
Other British Possessions	—	—	—	—	—	4,963	..	2,745	3,158	2,376
TOTAL BRITISH EMPIRE	—	—	—	—	—	94,135	1,46,492	3,07,622	2,53,913	4,09,467

No. 10—continued

ARTICLES, AND COUNTRIES OF CONSIGNMENT; ALSO SHARE OF EACH PROVINCE	QUANTITY					VALUE				
	1931-32	1932-33	1933-34	1934-35	1935-36	1931-32	1932-33	1933-34	1934-35	1935-36
						B	B	B	B	B
Vehicles, excluding locomotives, etc., for railways—continued										
<i>Mechanically propelled vehicles (excluding railway locomotives and tractors)—continued</i>										
Parts of aircraft (III. O)—contd.										
Germany	—	—	—	—	—	6,118	264	251	..	1,688
Netherlands	—	—	—	—	—	10,657	6,353	8,879	9,531	14,730
Belgium	—	—	—	—	—	..	13,162
France	—	—	—	—	—	63,150	41,979	49,150	36,328	49,518
Syria	—	—	—	—	—	14,881	..	6,029	10,887	932
Maskat Territory and Trucial Oman	—	—	—	—	—	..	862	2,369	7,046	30
French Indo-China	—	—	—	—	—	..	14,192	43,998	34,798	33,435
Egypt	—	—	—	—	—	24,427	16,028	40,564	27,016	38,433
United States of America— Via Atlantic Coast	—	—	—	—	—	7,504	..	2,050	420	..
Other Foreign Countries	—	—	—	—	—	5,302	2,595	3,535	1,047	1,247
TOTAL FOREIGN COUNTRIES	—	—	—	—	—	1,31,939	94,965	1,58,535	1,27,112	1,40,018
Share of Bengal	—	—	—	—	—	7,274	659	29,396	25,627	7,094
“ Bombay	—	—	—	—	—	19,540	23,951	23,174	29,735	64,074
“ Sind	—	—	—	—	—	1,34,375	2,07,356	4,36,126	3,06,171	4,24,493
“ Madras	—	—	—	—	—	12,515	956	7,431	5,530	5,109
“ Burma	—	—	—	—	—	2,370	3,515	5,910	13,912	43,800
TOTAL	—	—	—	—	—	2,26,074	2,41,457	5,56,157	3,81,023	5,49,430
Carriages and parts for railways (III. O)—										
United Kingdom (including Channel Islands)	—	—	—	—	—	36,31,934	17,33,362	23,70,971	32,90,904	42,67,495
Strait Settlements	—	—	—	—	—	20,832	85,740	1,70,781	2,23,193	2,35,157
Other British Possessions	—	—	—	—	—	2,758	..
TOTAL BRITISH EMPIRE	—	—	—	—	—	36,52,816	18,69,042	25,41,752	35,21,355	44,92,652
Sweden	—	—	—	—	—	17,426	8,038	9,057	42,199	27,374
Germany	—	—	—	—	—	2,09,732	54,964	7,68,419	7,67,514	7,64,514
Netherlands	—	—	—	—	—	28,317	17,030	23	202	1,274
Belgium	—	—	—	—	—	3,93,055	1,67,356	1,48,547	4,27,151	6,75,133
Italy (including Fiume)	—	—	—	—	—	1,20,391	67,375	98	1,13,423	61,632
Hungary	—	—	—	—	—	..	69,849	1,94,637	1,65,665	3,17,673
Czechoslovakia	—	—	—	—	—	12,162	36,214	53,731	39,000	1,12,390
Java	—	—	—	—	—	46,132
Japan	—	—	—	—	—	37,936
United States of America— Via Atlantic Coast	—	—	—	—	—	9,293	1,307	694	20,805	20,538
Other Foreign Countries	—	—	—	—	—	5,895	144	..	1,719	..
TOTAL FOREIGN COUNTRIES	—	—	—	—	—	3,01,071	4,21,737	11,70,306	16,02,698	20,05,276
Share of Bengal	—	—	—	—	—	17,33,353	10,31,249	13,66,979	29,35,947	39,37,073
“ Bombay	—	—	—	—	—	10,51,191	3,94,490	3,78,135	13,67,360	14,03,292
“ Sind	—	—	—	—	—	5,41,267	1,23,367	2,15,969	1,83,333	1,34,529
“ Madras	—	—	—	—	—	10,72,076	1,36,123	7,56,935	6,26,627	6,20,315
“ Burma	—	—	—	—	—	5,236	2,314
TOTAL	—	—	—	—	—	44,53,837	22,90,829	37,12,058	51,24,513	65,57,923
Wagons and parts for railways (III. O)—										
United Kingdom (including Channel Islands)	—	—	—	—	—	15,05,759	10,62,920	3,45,620	21,17,212	37,35,950
Other British Possessions	—	—	—	—	—	..	141	61	4,890	2,353
TOTAL BRITISH EMPIRE	—	—	—	—	—	15,05,759	10,63,061	3,45,681	21,22,102	37,38,303

GENERAL IMPORTS

(492)

No. 10—continued

ARTICLES, AND COUNTRIES OF CONSIGNMENT; ALSO SHARE OF EACH PROVINCE	QUANTITY					VALUE				
	1931-32	1932-33	1933-34	1934-35	1935-36	1931-32	1932-33	1933-34	1934-35	1935-36
						R	R	R	R	R
Vehicles (excluding locomotives, etc., for railways—continued)										
<i>Mechanically propelled vehicles (excluding railway locomotives and tractors)—continued</i>										
Wagons and parts for Railways (III. O)—continued										
Sweden	—	—	—	—	—	20,591	7,824	7,931
Germany	—	—	—	—	—	4,82,228	1,10,181	1,76,998	40,885	2,50,638
Belgium	—	—	—	—	—	4,28,269	1,06,931	71,811	1,99,776	8,12,904
France	—	—	—	—	—	6,114	..
Czechoslovakia	—	—	—	—	—	29,078	11,231
Hungary	—	—	—	—	—	..	8,058	94,705	7,141	..
Italy (including Fiume)	—	—	—	—	—	6,868	2,984	..	21,072	..
Java	—	—	—	—	—	10,613
United States of America— Via Atlantic Coast	—	—	—	—	—	4,536	..	55	9,143	6,556
TOTAL FOREIGN COUNTRIES	—	—	—	—	—	9,41,972	2,72,948	8,48,157	3,13,208	5,99,693
<i>Share of Bengal</i>	—	—	—	—	—	18,65,588	6,12,389	7,21,934	17,93,017	19,14,808
.. Bombay	—	—	—	—	—	82,947	6,46,460	2,26,663	5,19,458	21,16,428
.. Sind	—	—	—	—	—	87,801	41,327	1,12,031	13,533	2,32,101
.. Madras	—	—	—	—	—	3,39,697	1,25,088	1,16,351	64,069	3,433
.. Burma	—	—	—	—	—	13,498	10,767	21,859	44,893	77,931
TOTAL	—	—	—	—	—	24,47,731	13,36,009	11,86,838	24,85,310	43,37,996
Motor cars (including taxicabs) (III. O)—	No.	No.	No.	No.	No.					
United Kingdom (including Channel Islands)	2,178	3,958	5,348	6,311	6,744	50,35,969	80,05,887	1,06,14,709	1,23,73,224	1,26,85,932
Aden and Dependencies	3	16	7	4	9	17,773	20,836	9,835	7,568	12,338
Ceylon (excluding Maldives)	50	31	21	24	27	25,556	40,617	20,092	39,720	37,533
Straits Settlements	31	46	26	25	22	37,603	49,879	41,250	23,669	20,718
Federated Malay States	5	9	1	1	..	4,408	15,152	850	3,000	..
Hongkong	7	1	..	4	..	13,851	2,350	..	5,758
Union of South Africa	1	37	1	1	..	1,412	79,811	2,000	1,200	..
Kenya Colony	2	1	5,825	871	..
Canada—										
Via Atlantic Coast	676	296	1,714	2,057	2,328	10,30,638	6,15,770	25,40,357	33,21,113	38,19,540
.. Pacific	1	2,400
Commonwealth of Australia	2	5	6	1,851	12,107	7,028
Other British Possessions	3	2	1	1	4	4,265	1,813	2,000	982	6,281
TOTAL BRITISH EMPIRE	2,947	4,402	7,125	8,430	9,144	62,26,610	85,59,646	1,32,70,570	1,57,83,514	1,00,05,118
Sweden	6	3	1	6,668	5,572	1,450
Germany	212	146	106	120	335	4,20,782	2,09,442	1,50,721	2,45,913	7,02,016
Netherlands	35	1	51,084	1,427
Belgium	8	15	3	2	16	67,837	55,886	5,511	10,363	33,091
France	161	64	62	26	13	5,00,829	2,27,124	1,44,042	72,814	40,568
Italy (including Fiume)	510	226	221	267	210	10,47,177	4,80,274	4,70,023	4,41,421	3,30,119
Czechoslovakia	1	5	1,072	5,773
Java	3	76	3	3,115	1,02,722	2,771
Japan	3	4	0	3,514	5,348	7,640
Egypt	3	4	3	10	1	6,487	4,195	4,798	11,883	311
United States of America—										
Via Atlantic Coast	3,363	1,195	2,223	5,568	3,847	64,92,502	28,35,460	36,22,155	63,25,860	73,52,037
.. Pacific	15	0	4	1	4	20,461	16,432	0,565	1,432	9,069
Other Foreign Countries	5	12	3	6	8	6,577	17,283	5,579	5,815	9,256
TOTAL FOREIGN COUNTRIES	4,278	1,799	2,634	6,004	4,446	85,85,221	39,99,972	44,24,100	1,01,38,144	85,23,326

No. 10—continued

ARTICLES, AND COUNTRIES OF CONSIGNMENT; ALSO SHARE OF EACH PROVINCE	QUANTITY					VALUE				
	1931-32	1932-33	1933-34	1934-35	1935-36	1931-32	1932-33	1933-34	1934-35	1935-36
Vehicles (excluding locomotives, etc., for railways) —continued						R	R	R	R	R
Mechanically propelled vehicles (excluding railway locomotives and tractors) —continued										
Motor cars (including taxi cabs) (III. O)—continued	No.	No.	No.	No.	No.					
Share of Bengal . . .	1,801	1,634	2,371	2,159	2,287	33,70,366	33,01,280	43,58,544	59,95,529	60,63,555
„ Bombay . . .	3,325	2,625	4,739	3,916	3,243	67,07,761	63,51,671	83,15,906	1,35,82,163	1,26,95,258
„ Sind . . .	324	642	781	907	338	17,34,557	14,93,947	16,70,941	19,66,330	16,73,659
„ Madras . . .	880	1,004	1,342	1,758	1,809	16,50,093	19,32,935	24,16,549	33,67,497	32,66,424
„ Burma . . .	470	398	528	594	313	8,49,193	7,79,735	19,22,738	11,29,139	15,99,518
TOTAL	7,220	6,201	9,759	14,434	13,590	1,48,11,300	1,28,59,618	1,76,94,678	2,59,31,658	2,51,23,444
Motor cycles (including scooters) (III. O)—	No.	No.	No.	No.	No.					
United Kingdom (including Channel Islands) . . .	808	699	612	675	554	3,89,816	3,28,857	2,08,555	3,37,871	2,75,679
Ceylon (excluding Maldives)	5	10	6	4	1	1,896	5,486	1,667	1,097	232
Other British Possessions . . .	21	11	7	9	4	3,822	2,172	1,928	1,653	556
TOTAL BRITISH EMPIRE	834	720	625	688	559	3,95,534	3,34,545	3,02,050	3,40,621	2,76,457
Germany . . .	66	47	55	66	154	12,388	10,232	11,011	14,551	34,960
United States of America— Via Atlantic Coast . . .	8	1	12	17	20	5,003	1,620	9,054	14,127	15,835
Other Foreign Countries . . .	18	14	8	38	1	7,371	5,122	4,439	11,664	237
TOTAL FOREIGN COUNTRIES	92	62	75	106	175	26,363	16,974	24,504	40,342	51,032
Share of Bengal . . .	285	302	196	275	191	1,23,236	89,407	94,051	1,33,661	91,049
„ Bombay . . .	257	318	219	283	213	1,20,410	1,56,931	1,19,670	1,31,727	99,990
„ Sind . . .	186	117	99	127	150	89,511	60,708	43,703	61,876	63,666
„ Madras . . .	159	112	130	101	176	74,128	48,900	57,440	41,973	66,870
„ Burma . . .	39	33	27	38	4	13,617	13,573	11,680	11,773	1,986
TOTAL	926	782	700	794	734	4,20,896	3,51,519	3,26,554	3,80,968	3,27,539
Motor Omnibuses, motor vans and motor lorries (III. O)—										
Motor Omnibuses (III. O)—										
Imported with bodies—	No.	No.	No.	No.	No.					
United Kingdom (including Channel Islands) . . .	32	78	80	100	83	1,70,329	1,14,504	3,29,953	4,04,740	5,45,052
Canada— Via Atlantic Coast . . .	10	2	100	106	55	12,781	3,184	1,10,442	1,17,632	94,176
Other British Possessions . . .	3	4	5	1	..	1,350	5,246	9,920	1,739	..
TOTAL BRITISH EMPIRE	45	84	185	207	148	1,84,909	1,22,904	4,50,325	5,24,211	6,39,228
Germany . . .	2	1	2	9	7	3,117	5,735	10,629	23,257	14,662
Italy (including France)	1	1	3	1,560	652	7,562	..
Native States in Arabia other than Maskat Territory and Trucial Oman	14	70,000
Japan	1	18	5	7	..	648	12,292	3,517	4,754
United States of America— Via Atlantic Coast . . .	1,570	105	213	188	72	18,14,138	1,44,866	2,40,066	2,44,633	1,16,163
Other Foreign Countries	2	5,413
TOTAL FOREIGN COUNTRIES	1,572	108	234	165	102	18,17,265	1,52,204	2,73,539	2,78,060	2,10,975

ARTICLES, AND COUNTRIES OF CONSIGNMENT; ALSO SHARE OF EACH PROVINCE	QUANTITY					VALUE				
	1931-32	1932-33	1933-34	1934-35	1935-36	1931-32	1932-33	1933-34	1934-35	1935-36
Vehicles (excluding locomotives, etc., for railways)—continued										
<i>Mechanically propelled vehicles (excluding railway locomotives and tractors)—continued</i>										
Motor Omnibuses, motor vans and motor lorries (III. O)—continued										
Motor Omnibuses (III. O)— <i>contd.</i>										
Imported with bodies— <i>contd.</i>	No.	No.	No.	No.	No.	R	R	R	R	R
Share of Bengal	3	13	181	42	41	3,301	21,095	1,66,033	78,899	62,025
„ Bombay	1,558	163	281	130	177	18,88,841	2,35,733	5,34,095	4,94,654	6,77,441
„ Sind	14	..	16	35	18	93,075	..	21,853	97,329	78,029
„ Madras	11	16	..	145	11	38,747	27,410	..	1,85,894	41,271
„ Burma	1	1	1	10	1	3,200	1,560	1,380	17,404	1,367
TOTAL	1,617	192	419	362	248	20,02,184	2,75,798	7,23,864	8,08,180	5,60,208
Obassis (III. O) —	No.	No.	No.	No.	No.					
United Kingdom (including Channel Islands)	403	430	448	1,071	834	12,72,492	8,70,770	9,05,112	21,44,321	25,41,503
Palestine	1	2,792	..
Ceylon (excluding Maldives)	3	5	1	20,441	7,256	3,155
Federated Malay States	..	5	7,236
Straits Settlements	..	11	17,816
Canada—										
Vid Atlantic Coast	588	304	1,143	1,952	2,277	8,83,583	5,30,380	15,28,803	24,44,117	29,87,071
„ Pacific	..	32	50,422
Commonwealth of Australia	1	5,310
TOTAL BRITISH EMPIRE	994	791	1,591	3,029	3,173	21,76,521	14,70,633	24,38,925	45,99,165	55,37,839
Germany	4	3	4	12	69	8,772	9,267	19,110	46,045	2,60,681
France	11	1	..	28,666	1,964	..
Italy (including Fiume)	10	144	1	15,664	1,30,500	3,155
Iraq	4	7,633	..
United States of America—										
Vid Atlantic Coast	1,666	1,698	3,479	6,421	4,979	24,22,381	23,30,999	38,97,861	65,10,183	53,87,843
Other Foreign Countries	..	2	3	4,596	2,381
TOTAL FOREIGN COUNTRIES	1,691	1,698	3,486	6,582	5,049	24,75,483	23,44,862	34,10,302	66,06,275	56,01,179
Share of Bengal	436	174	319	992	1,086	7,20,420	3,57,955	5,07,337	14,92,441	16,95,000
„ Bombay	1,603	1,949	4,191	7,426	5,839	23,39,793	27,05,272	43,88,331	79,72,900	73,09,246
„ Sind	536	209	227	435	343	19,58,365	4,53,564	4,27,728	7,64,173	6,41,381
„ Madras	127	124	333	718	822	1,97,777	2,30,111	5,18,601	9,80,449	12,20,660
„ Burma	83	28	7	40	132	1,35,649	74,593	11,930	85,484	3,72,542
TOTAL	2,685	2,484	5,077	9,611	8,222	46,62,004	38,21,495	58,53,237	1,12,05,440	1,11,38,818
Total of Motor Omnibuses, motor vans and motor lorries (III. O)—	No.	No.	No.	No.	No.					
United Kingdom (including Channel Islands)	435	517	528	1,171	982	14,43,320	9,45,343	12,35,075	25,40,061	30,96,555
Ceylon (excluding Maldives)	3	5	1	20,441	7,059	3,155
Straits Settlements	3	14	1	1,350	22,062	400
Federated Malay States	..	5	7,236
Kenya Colony	4	9,530
Canada—										
Vid Atlantic Coast	598	306	1,243	2,058	2,385	8,06,319	5,33,564	16,35,245	25,61,799	30,81,847
„ Pacific	..	32	50,422
Commonwealth of Australia	1	5,310
Other British Possessions	..	1	..	2	1,000	..	4,557	..
TOTAL BRITISH EMPIRE	1,039	875	1,776	3,236	3,319	23,61,439	15,00,027	28,84,250	51,23,376	61,70,867
Germany	6	4	0	21	76	11,880	15,002	29,789	69,802	2,75,843
France	11	1	..	28,666	1,964	..
Italy (including Fiume)	10	1	1	147	..	15,664	1,560	652	1,38,062	..
Iraq	4	7,633	..

No. 10—continued

ARTICLES, AND COUNTRIES OF CONSIGNMENT, ALSO SHARE OF EACH PROVINCE	QUANTITY					VALUE				
	1931-32	1932-33	1933-34	1934-35	1935-36	1931-32	1932-33	1933-34	1934-35	1935-36
Vehicles (excluding loco- motives, etc., for railways) —continued						R	R	R	R	R
Mechanically propelled vehi- cles (excluding railway locomotives and tractors) — continued										
Motor Omnibuses, motor vans and motor lorries (III. O)— concluded.	No.	No.	No.	No.	No.					
Total of Motor Omnibuses, motor vans and motor lorries (III. O)— continued.										
Native States in Arabia Other than Maskat Territory and Trucial Oman	14	70,000
Japan	1	20	6	7	..	643	13,903	3,517	4,731
United States of America— Via Atlantic Coast	3,236	1,798	3,692	6,559	5,051	42,86,519	24,75,805	36,47,827	67,54,766	54,53,509
Other Foreign Countries	2	1	..	8	..	4,590	720	..	8,568
TOTAL FOREIGN COUNTRIES	3,236	1,801	3,720	6,737	5,151	42,92,738	24,07,660	36,92,841	69,75,244	59,12,154
Share of Bengal	439	187	440	1,034	1,127	7,23,721	3,79,050	6,73,370	16,71,040	16,47,095
„ Bombay	3,091	2,112	4,472	7,556	6,018	42,08,634	29,31,005	49,22,329	33,26,954	79,36,686
„ Sind	550	209	243	470	361	13,51,440	4,53,564	4,49,581	8,61,402	7,19,410
„ Madras	138	139	333	863	833	2,31,524	2,57,521	5,18,001	11,66,335	12,61,921
„ Burma	64	39	8	50	133	1,38,849	76,152	13,810	1,02,883	3,73,909
TOTAL	4,802	2,676	5,496	9,978	8,470	66,54,168	40,97,263	65,77,051	1,20,98,020	1,19,80,021
Tram cars (III. O)—	No.	No.	No.	No.	No.					
United Kingdom (including Channel Islands)	3	3	2	86,832	32,476	10,118
Share of Bengal	2	3	..	42,317	32,476	..
„ Bombay	1	44,015
„ Madras	2	10,118
TOTAL	3	3	2	86,832	32,476	10,118
Parts of mechanically pro- pelled vehicles and acces- sories, other than of aircraft (excluding rubber tyres) (III. O)—										
United Kingdom (including Channel Islands)	—	—	—	—	—	22,43,054	22,50,087	32,66,161	35,04,392	20,97,279
Ceylon (excluding Maldives)	—	—	—	—	—	10,678	3,781	4,851	7,042	11,045
Straits Settlements	—	—	—	—	—	10,688	28,144	10,204	9,236	5,371
Canada— Via Atlantic Coast	—	—	—	—	—	3,52,597	1,82,892	5,10,249	6,93,556	7,45,930
„ Pacific „	—	—	—	—	—	262	465	1,724
Commonwealth of Australia.	—	—	—	—	—	699	2,579	23,158	11,508	90,103
Other British Possessions	—	—	—	—	—	3,175	816	1,220	3,048	1,019
TOTAL BRITISH EMPIRE	—	—	—	—	—	26,26,148	24,63,209	38,21,843	43,24,247	35,52,471
Germany	—	—	—	—	—	4,38,088	5,00,894	3,40,415	3,47,792	3,67,945
Belgium	—	—	—	—	—	35,561	29,059	15,831	5,599	13,738
France	—	—	—	—	—	1,03,547	57,854	93,313	45,862	23,091
Switzerland	—	—	—	—	—	16,151	5,200	4,332	8,816	0,072
Italy (including Fiume)	—	—	—	—	—	2,84,602	2,09,775	2,82,425	1,23,012	72,698
Austria	—	—	—	—	—	10,407	3,472	772	374	1,370
Czechoslovakia	—	—	—	—	—	7,023	495	1,471	134	525
Java	—	—	—	—	—	6,423	2,425	4,972	6,580	..
Japan	—	—	—	—	—	21,804	65,822	3,06,057	2,36,515	2,16,982
United States of America— Via Atlantic Coast	—	—	—	—	—	32,04,841	35,08,326	24,20,363	30,69,002	30,03,580
„ Pacific „	—	—	—	—	—	90,993	30,656	39,530	50,038	93,052
Other Foreign Countries	—	—	—	—	—	13,310	9,200	5,874	7,189	9,414
TOTAL FOREIGN COUNTRIES	—	—	—	—	—	44,12,515	45,08,187	35,15,355	39,91,513	38,98,953

GENERAL IMPORTS

(496)

No. 10—continued

ARTICLES, AND COUNTRIES OF CONSIGNMENT; ALSO SHARE OF EACH PROVINCE	QUANTITY					VALUE				
	1931-32	1932-33	1933-34	1934-35	1935-36	1931-32	1932-33	1933-34	1934-35	1935-36
						R	R	R	R	R
Vehicles (excluding locomotives, etc., for railways)—continued										
<i>Mechanically propelled vehicles (excluding railway locomotives and tractors)—continued</i>										
Parts of mechanically propelled vehicles and accessories, other than of aircraft (excluding rubber tyres) (III. C)—continued										
Share of Bengal	—	—	—	—	—	19,71,667	17,48,613	19,27,499	24,27,134	19,30,41
" Bombay	—	—	—	—	—	31,37,543	34,32,341	35,28,346	37,64,664	39,43,22
" Sind	—	—	—	—	—	6,78,931	5,40,630	4,01,591	6,90,882	4,33,91
" Madras	—	—	—	—	—	7,67,902	7,34,550	11,15,860	8,34,142	6,07,301
" Burma	—	—	—	—	—	4,88,666	4,20,432	3,64,612	4,89,237	3,66,714
TOTAL	—	—	—	—	—	70,38,668	69,76,486	73,37,698	82,25,760	74,51,021
Total value of mechanically propelled vehicles and accessories (excluding railway locomotives and tractors)—										
United Kingdom (including Channel Islands)	—	—	—	—	—	1,45,66,118	1,47,45,744	1,92,78,460	2,48,83,691	2,74,71,911
" Palestine	—	—	—	—	—	..	13,178	..	2,805	..
" Aden and Dependencies	—	—	—	—	—	18,025	32,212	9,931	8,216	12,543
" Ceylon (excluding Maldives).	—	—	—	—	—	1,18,576	55,884	45,510	55,940	51,935
" Straits Settlements	—	—	—	—	—	75,168	1,94,315	2,30,611	2,72,840	2,90,807
" Federated Malay States	—	—	—	—	—	4,833	22,346	886	7,698	..
" Hongkong	—	—	—	—	—	125	13,851	2,350	1,907	5,736
" Union of South Africa	—	—	—	—	—	2,237	80,393	4,376	3,084	2,348
" Kenya Colony	—	—	—	—	—	461	434	16,281	1,691	1,333
" Canada—	—	—	—	—	—					
" Via Atlantic Coast	—	—	—	—	—	23,10,971	13,32,226	46,99,851	65,81,463	76,47,317
" Pacific "	—	—	—	—	—	262	50,422	2,400	465	1,724
" Commonwealth of Australia	—	—	—	—	—	6,134	2,579	30,572	23,615	1,02,436
" Other British Possessions	—	—	—	—	—	6,131	1,092	2,606	2,691	6,065
TOTAL BRITISH EMPIRE	—	—	—	—	—	1,71,09,046	1,65,46,076	2,43,22,834	3,18,46,111	3,55,94,287
Sweden	—	—	—	—	—	39,901	13,136	15,650	49,239	28,225
Germany	—	—	—	—	—	16,81,215	9,00,979	14,72,552	14,85,957	23,07,000
Netherlands	—	—	—	—	—	42,775	75,932	6,900	16,597	17,221
Belgium	—	—	—	—	—	6,30,882	3,72,535	2,43,900	6,43,714	10,36,731
France	—	—	—	—	—	7,94,103	3,28,327	2,37,808	1,80,679	1,13,111
Switzerland	—	—	—	—	—	16,151	5,291	13,168	8,806	6,772
Italy (including Fiume)	—	—	—	—	—	14,74,557	8,89,993	7,58,198	8,42,636	4,67,654
Austria	—	—	—	—	—	12,966	10,376	772	2,093	1,874
Hungary	—	—	—	—	—	1,069	77,278	2,01,328	1,98,103	3,17,800
Czechoslovakia	—	—	—	—	—	19,190	36,769	55,262	69,864	1,20,910
Turkey, European	—	—	—	—	—	441	8,941	..	3,433	693
Syria	—	—	—	—	—	14,351	..	6,029	19,687	932
Mekka Territory and Trucial Oman	—	—	—	—	—	640	439	2,860	3,931	43
Other native States in Arabia	—	—	—	—	—	..	1,409	750	2,138	70,000
Iraq	—	—	—	—	—	3,777	..	4,033	21,994	2,441
Iran	—	—	—	—	—	5,055	6,009	577	13	4,724
Java	—	—	—	—	—	9,793	1,05,147	7,743	7,230	69,186
French Indo-China	—	—	—	—	—	..	14,192	40,908	34,798	33,435
Japan	—	—	—	—	—	25,378	56,465	3,20,740	2,40,028	2,67,539

No. 10—continued

ARTICLES, AND COUNTRIES OF CONSIGNMENT; ALSO NAME OF EACH PROVINCE	QUANTITY					VALUE				
	1931-32	1932-33	1933-34	1934-35	1935-36	1931-32	1932-33	1933-34	1934-35	1935-36
<i>Vehicles (excluding loco- motives, etc., for railways)</i> —continued						R	R	R	R	R
<i>Mechanically propelled vehi- cles (excluding railway loco- motives and tractors)</i> — concluded										
<i>Total value of mechanically propelled vehicles and accessories (excluding railway locomotives and tractors)</i> —continued										
Egypt	—	—	—	—	—	38,485	21,048	52,827	40,770	44,376
United States of America—										
<i>Via Atlantic Coast</i>	—	—	—	—	—	1,40,71,901	83,28,152	97,08,308	1,92,04,723	1,59,01,485
<i>" Pacific "</i>	—	—	—	—	—	1,27,154	47,058	49,035	51,400	1,02,141
Other Foreign Countries	—	—	—	—	—	7,217	18,990	1,699	1,525	6,351
TOTAL FOREIGN COUNTRIES	—	—	—	—	—	1,92,11,061	1,18,18,406	1,33,34,233	2,31,29,742	2,11,03,927
<i>Share of Bengal</i>	—	—	—	—	—	1,04,33,498	71,35,188	97,51,314	1,50,06,699	1,06,59,128
<i>" Bombay</i>	—	—	—	—	—	1,54,37,942	1,35,35,193	1,50,52,318	2,79,10,369	2,57,48,208
<i>" Sind</i>	—	—	—	—	—	47,09,836	30,42,171	33,85,287	42,19,290	39,18,571
<i>" Madras</i>	—	—	—	—	—	42,17,421	33,41,735	50,12,052	50,46,216	59,00,398
<i>" Burma</i>	—	—	—	—	—	15,32,930	13,04,195	14,46,096	17,90,080	24,75,811
TOTAL	—	—	—	—	—	2,63,21,027	2,83,59,482	3,75,57,067	5,49,72,858	5,07,03,214
<i>Ships, parts of (including Launches and Boats) (III O)</i> —										
United Kingdom (including Channel Islands)	—	—	—	—	—	9,39,804	4,13,241	5,15,775	2,55,901	4,74,903
Straits Settlements	—	—	—	—	—	12,787	7,68,480	720	2,062	3,554
Hongkong	—	—	—	—	—	1,59,168	281
Canada—										
<i>Via Atlantic Coast</i>	—	—	—	—	—	8,493
Other British Possessions	—	—	—	—	—	215	1,539	482	200	3,600
TOTAL BRITISH EMPIRE	—	—	—	—	—	10,91,424	11,83,541	5,25,470	2,58,163	4,82,057
Germany	—	—	—	—	—	2,343	1,579	21,560	2,487	5,089
Netherlands	—	—	—	—	—	103	8,020	85,700
Italy (including Fiume)	—	—	—	—	—	16,239
United States of America—										
<i>Via Atlantic Coast</i>	—	—	—	—	—	1,452	7,991	14,038	24,339	23,380
Other Foreign Countries	—	—	—	—	—	2,818	240	433	3,300	203
TOTAL FOREIGN COUNTRIES	—	—	—	—	—	2,455	17,880	36,031	30,126	1,14,072
<i>Share of Bengal</i>	—	—	—	—	—	19,579	7,373	13,165	12,864	31,458
<i>" Bombay</i>	—	—	—	—	—	21,338	3,97,399	79,077	35,411	1,27,228
<i>" Sind</i>	—	—	—	—	—	3,93,483	1,666	1,497	500	7,000
<i>" Madras</i>	—	—	—	—	—	26,402	9,312	3,59,089	3,523	2,341
<i>" Burma</i>	—	—	—	—	—	6,51,872	7,84,317	93,573	2,35,503	4,26,974
TOTAL	—	—	—	—	—	11,18,679	12,01,871	5,61,501	2,88,280	5,97,029
<i>Total value of Vehicles (ex- cluding locomotives, etc., for railways)</i> —										
United Kingdom (including Channel Islands)	—	—	—	—	—	2,02,02,817	2,07,00,918	2,64,05,649	3,27,51,353	3,68,27,763
Palestine	—	—	—	—	—	..	13,178	..	2,805	..
Aden and Dependencies	—	—	—	—	—	18,025	82,212	9,449	8,216	12,563
Ceylon (excluding Maldives)	—	—	—	—	—	1,20,292	58,018	46,821	50,709	57,463

GENERAL IMPORTS

(498)

No. 10—continued

ARTICLES, AND COUNTRIES OF CONSIGNMENT; ALSO SHARE OF EACH PROVINCE	QUANTITY					VALUE				
	1931-32	1932-33	1933-34	1934-35	1935-36	1931-32	1932-33	1933-34	1934-35	1935-36
						B	B	B	B	B
Vehicles (excluding locomotives, etc., for railways)—concluded										
<i>Total value of Vehicles, excluding locomotives, etc., for railways—continued</i>										
Straits Settlements	—	—	—	—	—	1,04,758	9,65,066	2,34,375	3,15,385	3,15,385
Federated Malay States	—	—	—	—	—	4,858	22,840	1,387	7,698	7,698
Hongkong	—	—	—	—	—	1,78,276	85,980	27,873	2,051	2,051
Union of South Africa	—	—	—	—	—	2,237	30,393	4,876	3,084	3,084
Kenya Colony	—	—	—	—	—	4,991	454	10,286	1,691	1,691
Canada—										
<i>Vid Atlantic Coast</i>	—	—	—	—	—	23,11,050	13,32,226	47,07,344	65,81,675	65,81,675
" Pacific "	—	—	—	—	—	268	50,422	2,400	465	465
Commonwealth of Australia	—	—	—	—	—	6,186	..	30,572	28,649	28,649
Other British Possessions	—	—	—	—	—	6,224	5,460	2,648	2,691	2,691
TOTAL BRITISH EMPIRE	—	—	—	—	—	2,29,54,958	2,38,47,068	8,14,80,180	3,07,57,472	3,07,57,472
Sweden	—	—	—	—	—	44,756	22,004	18,276	61,920	61,920
Germany	—	—	—	—	—	24,83,228	17,15,824	21,70,820	28,21,488	28,21,488
Netherlands	—	—	—	—	—	1,07,099	1,68,750	1,21,653	2,14,733	2,14,733
Belgium	—	—	—	—	—	9,52,825	3,76,282	2,50,526	6,46,764	6,46,764
France	—	—	—	—	—	8,86,291	3,51,444	2,91,712	1,81,730	1,81,730
Switzerland	—	—	—	—	—	16,151	5,291	18,952	8,816	8,816
Italy (including Trieste)	—	—	—	—	—	15,01,908	9,14,368	7,76,793	6,61,862	6,61,862
Austria	—	—	—	—	—	12,906	10,477	826	2,106	2,106
Hungary	—	—	—	—	—	1,068	77,278	2,91,328	1,03,103	1,03,103
Czechoslovakia	—	—	—	—	—	24,061	40,166	66,282	72,612	72,612
Turkey, European	—	—	—	—	—	441	3,941	..	3,433	3,433
Syria	—	—	—	—	—	14,321	..	6,029	10,887	10,887
Mascat Territory and Trucial Oman	—	—	—	—	—	670	489	2,360	8,991	8,991
Other Native States in Arabia	—	—	—	—	—	..	1,409	750	2,388	2,388
Iraq	—	—	—	—	—	3,777	4,217	4,389	22,194	22,194
Iran	—	—	—	—	—	5,065	6,029	577	13	13
Java	—	—	—	—	—	9,793	1,05,147	7,743	7,230	7,230
French Indo-China	—	—	—	—	—	..	14,342	43,998	36,298	36,298
China (exclusive of Hongkong and Macao)	—	—	—	—	—	28,472	45,006	44,029	4,809	4,809
Japan	—	—	—	—	—	14,74,638	20,36,094	22,58,398	22,37,638	22,37,638
Egypt	—	—	—	—	—	88,435	21,048	52,243	40,927	40,927
United States of America—										
<i>Vid Atlantic Coast</i>	—	—	—	—	—	1,41,55,930	88,69,792	97,20,716	1,92,48,490	1,92,48,490
" Pacific "	—	—	—	—	—	1,30,299	47,118	49,036	51,490	51,490
Other Foreign Countries	—	—	—	—	—	4,659	5,867	713	2,872	2,872
TOTAL FOREIGN COUNTRIES	—	—	—	—	—	2,18,91,925	1,45,47,335	1,61,93,546	2,62,42,129	2,62,42,129
Share of Bengal	—	—	—	—	—	1,29,00,737	99,52,432	1,27,97,786	1,87,00,697	1,87,00,697
" Bombay	—	—	—	—	—	1,76,92,743	1,62,04,281	2,08,77,739	3,06,09,593	3,06,09,593
" Sind	—	—	—	—	—	68,90,395	46,76,951	49,31,989	61,70,799	61,70,799
" Madras	—	—	—	—	—	51,61,823	40,94,639	70,48,992	79,01,937	79,01,937
" Burma	—	—	—	—	—	28,11,280	27,86,688	19,73,890	20,16,735	20,16,735
TOTAL	—	—	—	—	—	4,48,46,878	3,31,94,403	4,76,82,726	6,69,99,601	6,69,99,601

No. 10—continued

ARTICLES, AND COUNTRIES OF CONSIGNMENT; ALSO SHARE OF EACH PROVINCE.	QUANTITY					VALUE				
	1931-32	1932-33	1933-34	1934-35	1935-36	1931-32	1932-33	1933-34	1934-35	1935-36
Wax of all kinds, other than paraffin wax (excluding candles) (II. L)—	Cwts.	Cwts.	Cyts.	Cwts.	Cwts.	R	R	R	R	R
United Kingdom (including Channel Islands)	342	574	514	1,280	1,016	12,475	23,127	24,152	54,932	53,927
Straits Settlements	6	..	202	486	99	223	..	4,289	8,972	2,181
Other British Possessions	4	88	..	6	2	260	969	..	178	135
TOTAL BRITISH EMPIRE	352	612	776	1,722	1,117	12,958	24,096	28,441	64,082	56,743
Germany	193	205	124	456	151	9,074	15,115	7,700	15,441	11,004
Japan	1,368	2,418	1,781	2,410	2,482	55,225	70,932	87,764	42,039	44,937
United States of America—										
Via Atlantic Coast	2,370	5,162	5,555	1,785	874	29,944	71,804	78,981	27,420	7,050
" Pacific "	2	131
Other Foreign Countries	88	537	418	428	91	4,143	6,304	7,079	8,897	5,780
TOTAL FOREIGN COUNTRIES	4,026	8,382	7,878	5,079	3,100	99,386	1,73,655	1,31,524	93,797	69,811
Share of Bengal	2,669	5,987	6,257	3,575	1,558	41,763	1,04,916	1,10,432	89,567	69,139
" Bombay	1,453	2,149	1,678	1,760	1,543	60,938	77,593	35,356	40,064	37,124
" Sind	27	299	290	368	316	1,314	6,517	6,668	10,559	9,606
" Madras	72	525	267	611	612	3,298	7,824	3,476	19,539	10,032
" Burma	156	21	267	489	189	2,038	1,102	4,023	8,120	6,603
TOTAL	4,377	8,904	8,649	6,801	4,217	1,12,344	1,07,751	1,59,965	1,57,879	1,23,554
Wood and Timber—										
Teak and pine-wood (II. R)—	Cubic tons	Cubic tons	Cubic tons	Cubic tons	Cubic tons					
United Kingdom (including Channel Islands)	175	108	40	22	88	20,247	9,171	5,354	6,108	4,379
Ceylon (excluding Maldives).	168	89	..	10	..	15,504	6,094	..	816	..
Union of South Africa	120	6,829
Canada—										
Via Atlantic Coast	200	140	65	16,086	9,568	3,932
" Pacific "	129	186	541	659	1,710	10,769	8,536	32,939	38,738	1,00,416
Other British Possessions	46	22	3	8,172	1,291	360
TOTAL BRITISH EMPIRE	713	440	767	691	1,761	65,778	34,655	49,104	44,662	1,05,155
Sweden	1,268	1,142	1,309	1,081	1,364	1,36,607	1,06,128	1,13,049	1,52,544	1,10,877
Germany	164	183	413	482	1	9,084	11,508	31,238	29,788
Italy (including France)	375	224	185	191	80	24,326	14,312	10,505	9,442	8,261
Hungary	158	7,004	..
Czechoslovakia	23	606	74	101	..	1,418	89,198	6,933	5,667
Yugo-Slavia (Kingdom of the Serbs-Croats and Slovenes)	2,027	3,094	3,302	4,950	6,855	1,50,811	2,05,792	1,96,907	2,70,819	2,56,795
Japan	182	436	..	32	..	4,202	16,881	50	1,137
United States of America—										
Via Atlantic Coast	74	35	..	637	347	6,474	2,648	..	44,586	23,647
" Pacific "	759	592	1,547	2,342	1,626	62,024	41,514	95,005	1,46,203	1,08,809
Other Foreign Countries	80	80	12	93	177	6,789	2,116	885	7,252	4,230
TOTAL FOREIGN COUNTRIES	4,583	5,425	7,580	10,440	11,064	3,87,032	3,68,609	4,83,838	6,75,671	6,49,275
Share of Bengal	9	105	267	1,369	1,393	1,509	3,077	52,355	1,34,093	95,418
" Bombay	3,636	4,337	5,757	7,109	9,040	3,11,051	3,17,395	3,74,557	4,53,822	5,24,398
" Sind	1,465	1,357	1,804	2,151	2,429	1,19,479	95,360	1,02,322	1,31,370	1,29,000
" Madras	182	39	19	10	23	19,376	6,308	3,793	516	5,616
" Burma	4	27	..	1	..	1,295	1,126	..	335	..
TOTAL	5,296	5,865	8,347	11,181	12,815	4,52,810	4,23,264	5,32,937	7,29,333	7,54,480

GENERAL IMPORTS

(500)

No. 10—continued

ARTICLES, AND COUNTRIES OF CONSIGNMENT; ALSO SHARE OF EACH PROVINCE	QUANTITY					VALUE				
	1931-32	1932-33	1933-34	1934-35	1935-36	1931-32	1932-33	1933-34	1934-35	1935-36
						R	R	R	R	R
Wood and Timber—continued										
<i>Jarrah wood (H. R) (a)—</i>										
Commonwealth of Australia	Cubic tons	Cubic tons	Cubic tons	Cubic tons	Cubic tons					
	46	4,253
Share of Bombay	46	4,253
<i>Teak wood (H. R)—</i>										
TOTAL BRITISH EMPIRE	Cubic tons	Cubic tons	Cubic tons	Cubic tons	Cubic tons					
	8	5	2,776	24	..	80	474
Italy (including Fiume)	21	5,500
Java	158	15,333
Siam	11,268	6,307	10,253	3,794	277	18,85,549	6,63,844	10,11,000	4,14,751	28,611
French Indo-China	449	429	1,251	4,748	547	57,412	51,170	92,302	3,78,282	65,196
Other Foreign Countries	8	929	2
TOTAL FOREIGN COUNTRIES	11,746	6,736	11,504	8,542	977	14,49,390	7,15,016	11,03,302	7,93,033	1,07,145
Share of Bengal	8	40	1,136	3,544
Bombay	10,580	6,257	10,321	3,375	738	13,02,966	6,58,399	9,69,948	7,63,396	71,371
Sind	116	17,380
Madras	1,051	479	1,283	267	293	1,39,375	86,746	1,33,354	22,326	34,211
Burma	8	1	318	3	7
TOTAL	11,754	6,736	11,504	8,542	982	14,62,166	7,15,040	11,03,302	7,93,122	1,07,62
Firewood (H. R)—										
TOTAL BRITISH EMPIRE	Tons	Tons	Tons	Tons	Tons					
	305	412	47	138	9	5,374	3,566	682	2,193	14
United States of America—										
Via Atlantic Coast	606	499	327	228	210	6,290	7,534	4,922	3,246	3,181
" Pacific "	57	13	382	220	273	849	198	5,160	7,489	4,093
Other Foreign Countries	1	62	10	..	5	64	930	720	..	16
TOTAL FOREIGN COUNTRIES	664	574	710	448	407	7,202	8,662	10,802	10,634	7,261
Share of Bengal	700	619	733	567	494	7,312	9,347	11,036	12,682	7,417
Bombay	25	19	80	..
Sind	2	2	34	53	3
Madras	327	372	33	4	..	5,224	4,929	436	65	..
TOTAL	1,029	980	766	586	506	13,076	14,223	11,464	12,797	7,497

(a) Sleepers of Jarrah and other wood are included in "Sleepers of wood" now shown under this head, formerly shown under "Railway plant and rolling stocks."

No. 10—continued

ARTICLES, AND COUNTRIES OF CONSIGNMENT; ALSO SHARE OF EACH PROVINCE	QUANTITY					VALUE				
	1931-32	1932-33	1933-34	1934-35	1935-36	1931-32	1932-33	1933-34	1934-35	1935-36
	Tons	Tons	Tons	Tons	Tons	R	R	R	R	R
Wood and Timber—continued										
<i>Fandel (II. R.)—</i>										
Straits Settlements	101	145	67	81	64	44,925	70,788	27,920	26,993	21,181
Kenya Colony	22	68	70	17	55	8,776	7,166	10,926	2,404	6,548
Tanganyika Territory	17	..	71	2,225	..	9,020	15
Commonwealth of Australia	145	162	157	115	88	64,315	89,728	83,996	62,171	46,214
Other British Possessions	12	1	14	8	1	8,791	981	1,984	1,399	146
TOTAL BRITISH EMPIRE	280	388	308	292	208	1,16,807	1,70,878	1,24,766	1,01,847	74,104
China (exclusive of Hongkong and Macao)	10	7,268
Madagascar and Kerguelon	78	..	18	8,100	..	2,646
Japan	16	5	..	10,941	560
Other Foreign Countries	4	4	97	1,404	830
TOTAL FOREIGN COUNTRIES	72	20	32	..	5	8,197	12,345	10,729	..	560
<i>Share of Bengal</i>	..	8	..	25	621	..	4,064	..
.. Bombay	290	318	273	172	131	1,08,739	1,51,125	1,08,902	63,268	42,849
.. Sind	1	3	330	483	..
.. Madras	8	5	1	1	1	2,985	2,970	1,269	2,155	1,080
.. Burma	59	83	65	91	31	20,180	28,607	24,994	31,877	30,736
TOTAL	352	408	340	292	218	1,26,004	1,88,223	1,35,495	1,01,847	74,664
Sleepers of wood for railways (II. R.)—	Tons	Tons	Tons	Tons	Tons					
TOTAL BRITISH EMPIRE	6	612	..	24
<i>Share of Bombay</i>	6	612	..	24
Other kinds of Wood and Timber (II. R.)—										
United Kingdom (including Channel Islands)	1,15,287	52,196	37,796	32,265	39,107
Ceylon (excluding Maldives)	40,449	25,765	16,285	18,388	18,465
Straits Settlements	1,73,903	1,12,086	1,11,249	27,175	51,113
Hongkong	6,464	117	30	794
Kenya Colony	8,877	6,581	15,740	24,275	14,760
Zanzibar and Pemba	1,121	2	749	2,063	6,280
Canada—										
Vid Atlantic Coast	2,286	30,046
" Pacific "	2,288	28,472
Commonwealth of Australia	12,450	..	635	..	1,048
Other British Possessions	1,026	961	100	2,481	90
TOTAL BRITISH EMPIRE	3,58,183	2,08,619	1,82,621	1,06,627	1,99,776

GENERAL IMPORTS

(502)

No. 10—continued

ARTICLES, AND COUNTRIES OF CONSIGNMENT; ALSO SHARE OF EACH PROVINCE	QUANTITY					VALUE				
	1931-32	1932-33	1933-34	1934-35	1935-36	1931-32	1932-33	1933-34	1934-35	1935-36
						Rs	Rs	Rs	Rs	Rs
Wood and Timber—continued										
<i>Other kinds of Wood and Timber (II. B)—continued</i>										
U. S. S. R.—										
Northern	—	—	—	—	—	22,038	32,485	1,08,720	80,418	73,847
Southern	—	—	—	—	—	..	3,054	14,532	1,610	..
Finland	—	—	—	—	—	1,70,015	27,926	1,021	1,979	84,478
Estonia	—	—	—	—	—	78,111	37,944	99,018	1,24,927	1,77,793
Latvia	—	—	—	—	—	1,85,091	16,073	61,644	15,326	6,023
Lithuania	—	—	—	—	—	3,23,446	50,388	54,739	47,568	36,324
Sweden	—	—	—	—	—	1,55,691	2,01,063	39,688	9,058	24,361
Poland (including Danzig)	—	—	—	—	—	1,92,806	2,31,722	1,74,563	65,099	4,417
Germany	—	—	—	—	—	4,57,820	6,98,795	6,45,415	6,68,671	3,53,424
Netherlands	—	—	—	—	—	9,119	187	3,993
Italy (including Trieste)	—	—	—	—	—	41,546	..	159	513	3,231
Roumania	—	—	—	—	—	5,444
Siam	—	—	—	—	—	68,236	1,55,917	1,12,799	67,375	67,363
French Indo-China	—	—	—	—	—	20,826	17,713	58,329	1,19,864	1,25,356
China (exclusive of Hong-kong and Macao)	—	—	—	—	—	7	98	362	9,438	3,177
Japan	—	—	—	—	—	6,17,774	2,22,433	3,56,349	2,40,674	3,33,214
Madagascar and Kerguelon	—	—	—	—	—	12,433	..	5,758	2,026	..
United States of America—										
Via Atlantic Coast	—	—	—	—	—	37,446	1,15,484	73,632	97,984	1,49,947
" Pacific "	—	—	—	—	—	1,42,796	38,228	1,47,393	1,43,175	1,68,913
Other Foreign Countries	—	—	—	—	—	6,421	7,252	7,769	2,627	10,818
TOTAL FOREIGN COUNTRIES	—	—	—	—	—	24,46,662	19,05,697	19,63,083	16,48,521	18,33,018
Share of Bengal	—	—	—	—	—	10,33,632	3,97,180	9,81,063	7,17,539	8,37,349
" Bombay	—	—	—	—	—	12,25,765	9,66,696	3,57,414	6,26,435	6,37,745
" Sind	—	—	—	—	—	31,563	10,239	14,451	10,618	11,379
" Madras	—	—	—	—	—	3,33,853	1,55,194	2,04,623	2,49,473	2,40,541
" Burma	—	—	—	—	—	1,34,537	36,167	1,02,343	81,683	63,541
TOTAL	—	—	—	—	—	37,99,795	21,14,816	21,50,704	17,55,148	18,07,771
Manufactures of Wood, other than furniture and cabinetwork (III. G)—										
United Kingdom (including Channel Islands)	—	—	—	—	—	3,66,577	3,52,603	3,70,441	4,66,421	4,17,441
Ceylon (excluding Maldives)	—	—	—	—	—	16,979	7,147	14,484	7,690	15,111
Straits Settlements	—	—	—	—	—	13,945	7,025	6,360	9,125	13,777
Kenya Colony	—	—	—	—	—	11,088	19,017	16,297	17,738	21,511
Commonwealth of Australia	—	—	—	—	—	6,263	14,852	4,668	7,666	17,231
Other British Possessions	—	—	—	—	—	4,023	5,244	4,890	9,719	12,811
TOTAL BRITISH EMPIRE	—	—	—	—	—	4,18,865	4,06,889	4,16,140	5,18,264	4,68,111
U. S. S. R.—										
Northern	—	—	—	—	—	4,807	10,529	19,225	6,274	9,841
Southern	—	—	—	—	—	5,444	1,198	14,701	24,616	63,741
Pacific Ports (in Asia)	—	—	—	—	—	..	4,499
Finland	—	—	—	—	—	8,211	34,509	34,582	1,16,468	1,32,000
Estonia	—	—	—	—	—	44,793	36,860	38,340	1,27,227	1,33,911
Latvia	—	—	—	—	—	1,635	26,194	10,350	16,951	20,611

No. 10—continued

ARTICLES, AND COUNTRIES OF CONSIGNMENT; ALSO SHARE OF EACH PROVINCE	QUANTITY					VALUE				
	1931-32	1932-33	1933-34	1934-35	1935-36	1931-32	1932-33	1933-34	1934-35	1935-36
						R	R	R	R	R
Wood and Timber—continued										
Manufactures of wood other than furniture and cabinetware (III. G)—continued										
Sweden	—	—	—	—	—	59,356	83,702	92,575	70,778	1,42,992
Norway	—	—	—	—	—	8,816	1,974	4,088	61,588	1,05,785
Poland (including Danzig)	—	—	—	—	—	62,660	1,53,904	1,20,271	2,80,193	3,54,597
Germany	—	—	—	—	—	1,85,221	1,88,654	1,61,559	2,17,248	3,13,786
Netherlands	—	—	—	—	—	5,625	3,814	6,493	7,893	9,566
Belgium	—	—	—	—	—	2,962	4,599	2,339	8,871	10,610
France	—	—	—	—	—	6,123	8,171	4,608	1,343	2,437
Italy (including Trieste)	—	—	—	—	—	11,886	20,387	23,009	46,303	13,436
Austria	—	—	—	—	—	11,016	18,767	20,527	22,581	16,548
Czechoslovakia	—	—	—	—	—	26,281	23,450	14,607	21,206	21,094
Yugo-Slavia (Kingdom of the Serbs, Croats and Slovenes)	—	—	—	—	—	9,836	16,594	10,367	26,432	32,853
Mascat Territory and Trucial Oman	—	—	—	—	—	..	13,700	11	5	..
Iran	—	—	—	—	—	9	6,090	37	336	80
Benjam Island	—	—	—	—	—	..	17,408
China (exclusive of Hongkong and Macao)	—	—	—	—	—	9,933	5,948	6,568	4,616	7,160
Japan	—	—	—	—	—	3,27,441	5,05,077	3,71,609	6,38,123	6,34,076
United States of America—										
Via Atlantic Coast	—	—	—	—	—	51,603	94,017	29,368	64,985	58,770
" Pacific "	—	—	—	—	—	7,854	3,157	2,023	1,160	2,171
Other Foreign Countries	—	—	—	—	—	6,911	8,342	3,102	6,306	6,020
TOTAL FOREIGN COUNTRIES	—	—	—	—	—	8,03,485	12,58,044	10,40,453	17,77,619	20,72,310
<i>Share of Bengal</i>	—	—	—	—	—	<i>4,42,308</i>	<i>5,76,671</i>	<i>4,16,203</i>	<i>7,59,332</i>	<i>7,52,830</i>
" Bombay	—	—	—	—	—	<i>3,70,363</i>	<i>5,02,042</i>	<i>4,36,706</i>	<i>6,70,239</i>	<i>6,52,336</i>
" Sind	—	—	—	—	—	<i>66,763</i>	<i>1,21,132</i>	<i>1,24,622</i>	<i>1,80,735</i>	<i>2,31,229</i>
" Madras	—	—	—	—	—	<i>1,80,541</i>	<i>2,52,954</i>	<i>3,11,689</i>	<i>4,38,366</i>	<i>4,91,050</i>
" Burma	—	—	—	—	—	<i>1,32,315</i>	<i>1,31,133</i>	<i>1,77,374</i>	<i>1,97,251</i>	<i>2,33,427</i>
TOTAL	—	—	—	—	—	12,22,300	16,93,982	14,05,563	22,96,873	25,60,442
Total value of Wood and Timber—										
United Kingdom (including Channel Islands)	—	—	—	—	—	5,04,435	4,15,937	4,13,601	5,03,937	4,69,338
Ceylon (excluding Maldives)	—	—	—	—	—	78,698	43,321	31,201	23,469	33,656
Straits Settlements	—	—	—	—	—	2,36,074	1,91,431	1,45,699	63,398	80,107
Hongkong	—	—	—	—	—	2,868	10,688	4,312	3,206	3,865
Zanzibar and Pemba	—	—	—	—	—	1,166	2	2,684	3,563	6,401
Kenya Colony	—	—	—	—	—	23,091	32,764	41,963	44,472	42,043
Union of South Africa	—	—	—	—	—	791	677	6,934	6,413	3,036
Tanganyika Territory	—	—	—	—	—	6	2,235	22	9,020	19
Canada—										
Via Atlantic Coast	—	—	—	—	—	16,576	11,887	4,111	2,575	41,208
" Pacific "	—	—	—	—	—	10,769	10,824	32,939	38,788	1,28,838
Commonwealth of Australia Other British Possessions	—	—	—	—	—	87,721	1,04,575	90,061	69,737	55,431
"	—	—	—	—	—	4,640	1,236	388	94	6,252
TOTAL BRITISH EMPIRE	—	—	—	—	—	9,67,425	8,25,630	7,78,905	7,78,652	8,67,814
U. S. S. R.—										
Northern	—	—	—	—	—	26,805	42,064	1,27,945	36,692	86,228
Southern	—	—	—	—	—	5,444	3,252	29,233	26,226	53,744
Pacific Ports (in Asia)	—	—	—	—	—	..	4,499
Finland	—	—	—	—	—	1,78,226	62,435	35,603	1,18,357	2,06,532

GENERAL IMPORTS

(504)

No. 10—continued

ARTICLES, AND COUNTRIES OF CONSIGNMENT; ALSO SHARE OF EACH PROVINCE	QUANTITY					VALUE				
	1931-32	1932-33	1933-34	1934-35	1935-36	1931-32	1932-33	1933-34	1934-35	1935-36
Wood and Timber—concluded						R	R	R	R	R
<i>Total value of Wood and Timber—continued</i>										
Estonia	—	—	—	—	—	1,22,005	74,804	1,87,958	2,52,154	3,1
Latvia	—	—	—	—	—	1,86,776	48,267	75,008	82,207	1
Lithuania	—	—	—	—	—	2,28,446	80,888	54,789	47,558	1
Sweden	—	—	—	—	—	2,51,654	2,90,898	2,44,312	2,88,980	2,7
Norway	—	—	—	—	—	6,618	1,074	6,824	65,227	1,1
Poland (including Danzig)	—	—	—	—	—	2,55,466	2,85,626	2,03,884	2,45,292	2,8
Germany	—	—	—	—	—	5,92,042	2,97,433	2,18,477	2,17,187	7,0
Netherlands	—	—	—	—	—	14,644	4,028	10,186	7,898	
Belgium	—	—	—	—	—	4,049	7,509	2,558	8,914	1
France	—	—	—	—	—	6,122	2,171	4,003	1,248	
Italy (including Trieste)	—	—	—	—	—	88,268	25,199	89,768	56,256	2
Austria	—	—	—	—	—	16,820	19,629	21,550	25,130	11
Hungary	—	—	—	—	—	3	9,209	
Roumania	—	—	—	—	—	1
Czechoslovakia	—	—	—	—	—	26,231	25,568	52,205	28,368	21
Yugo-Slavia (Kingdom of the Serbs, Croats and Slovenes)	—	—	—	—	—	1,00,674	2,22,386	2,07,274	2,97,201	2,8
Mascat Territory and Trucial Oman	—	—	—	—	—	465	13,700	11	5	..
Iran	—	—	—	—	—	9	6,990	87	486	
Hejaz Island	—	—	—	—	—	..	17,408
Java	—	—	—	—	—	1,167	..	70	199	11
Siam	—	—	—	—	—	14,57,274	8,24,566	11,24,755	6,82,457	..
French Indo-China	—	—	—	—	—	78,860	69,272	1,52,404	4,08,399	1,0
China (exclusive of Hong-kong and Macao)	—	—	—	—	—	10,110	6,946	14,193	14,254	9
Japan	—	—	—	—	—	9,45,224	7,42,653	7,44,839	2,78,247	9,0
Madagascar and Kerguelon	—	—	—	—	—	20,578	..	8,404	2,025	..
United States of America—										
Vid Atlantic Coast	—	—	—	—	—	1,01,873	2,20,268	1,07,917	2,10,800	2,24
" Pacific "	—	—	—	—	—	2,18,522	1,28,097	2,50,486	2,97,973	2,22
Other Foreign Countries	—	—	—	—	—	5,566	10,258	6,419	6,822	5
TOTAL FOREIGN COUNTRIES	—	—	—	—	—	51,01,978	42,18,373	46,26,202	49,05,526	44,74
<i>Share of Bengal</i>										
" Bombay	—	—	—	—	—	14,76,553	16,89,798	14,40,647	16,27,770	18,16
" Sind	—	—	—	—	—	22,17,117	26,54,450	27,57,148	26,47,700	26,72
" Madras	—	—	—	—	—	2,65,824	2,24,723	2,41,527	2,22,206	2,74
" Burma	—	—	—	—	—	6,70,254	6,79,699	6,55,669	7,69,991	7,62
"	—	—	—	—	—	2,29,155	2,26,875	2,05,116	2,10,443	2,07
TOTAL	—	—	—	—	—	60,69,408	51,44,008	54,00,107	56,79,110	53,42
Postal Articles not specified * (V)—										
United Kingdom (including Channel Islands)	—	—	—	—	—	1,22,59,163	1,52,48,020	1,26,60,767	1,42,17,777	1,22,70,9
Irish Free State†	—	—	—	—	—	—	—	55
Gibraltar	—	—	—	—	—	16,100	8,829	2,960	1,266	2,3
Malta and Gozo	—	—	—	—	—	40	47	20	10	..
Palestine	—	—	—	—	—	81	109	..	104	2
Aden and Dependencies	—	—	—	—	—	34,456	19,422	19,548	21,857	14,8
Bahrain Islands	—	—	—	—	—	2,285	1,953	627	618	9
Ceylon (excluding Maldives)	—	—	—	—	—	4,20,228	2,41,308	2,25,705	2,08,027	1,20,5
Maldives	—	—	—	—	—	2
Straits Settlements	—	—	—	—	—	1,60,412	95,227	91,212	1,21,002	1,40,0
Federated Malay States	—	—	—	—	—	85,191	24,912	23,848	24,645	28,61
British Borneo	—	—	—	—	—	17	14	36
Hongkong	—	—	—	—	—	7,52,898	2,01,212	1,00,775	79,822	68,89
Union of South Africa	—	—	—	—	—	54,718	25,406	20,550	26,114	29,14
Zanzibar and Pemba	—	—	—	—	—	7,022	2,007	4,747	4,272	2,22
Kenya Colony	—	—	—	—	—	21,927	21,061	14,659	15,063	18,21
Tanganyika Territory	—	—	—	—	—	6,844	6,272	4,792	4,884	4,80

* The following classes of imports by post, including letter packets (registered and ordinary post) referred to Collectors of Customs for assessment are included with their appropriate heads and sub-heads in the import returns: (a) Jewellery, (b) Precious stones, (c) Gold and Silver thread, (d) Cigarettes and (e) Grammatograph films. † Separately shown from 1933-34. Prior to 1933-34 included under the United Kingdom.

No. 10—continued

ARTICLES, AND COUNTRIES OF CONSIGNMENT; ALSO SHARE OF EACH PROVINCE	QUANTITY					VALUE				
	1931-32	1932-33	1933-34	1934-35	1935-36	1931-32	1932-33	1933-34	1934-35	1935-36
Postal Articles not specified* (V)—continued										
Uganda Protectorate	—	—	—	—	—	..	1,358	..	418	..
Nyasaland Protectorate	—	—	—	—	—	..	54	181	243	279
Somaliland Protectorate	—	—	—	—	—	87	111	94	8	61
Mauritius and Dependencies	—	—	—	—	—	29	52	89	143	352
Seychelles	—	—	—	—	—	570	443	422	188	78
Canada—										
<i>Vid Atlantic Coast</i>	—	—	—	—	—	4,332	1,575	699	255	40
<i>" Pacific</i>	—	—	—	—	—	38	466	1,219	5	76
British West India Islands (excluding Bahamas)	—	—	—	—	—	..	22
Commonwealth of Australia	—	—	—	—	—	18,833	23,408	20,442	33,471	54,737
New Zealand	—	—	—	—	—	2,708	3,110	1,331	1,013	1,934
Fiji Islands	—	—	—	—	—	136	50	82	109	25
TOTAL BRITISH EMPIRE	—	—	—	—	—	2,03,94,279	1,67,37,579	1,42,76,413	1,48,63,017	1,33,04,734
U. S. S. R.—										
Northern	—	—	—	—	—	8
Sweden	—	—	—	—	—	978	207	58	1,558	1,343
Norway	—	—	—	—	—	1	231	166
Denmark	—	—	—	—	—	4
Germany	—	—	—	—	—	10,08,338	8,93,776	7,69,619	6,35,509	6,46,222
Netherlands	—	—	—	—	—	20,397	47,348	37,130	16,363	23,712
Belgium	—	—	—	—	—	3,080	1,26,266	1,49,427	37,495	1,10,232
France	—	—	—	—	—	10,81,321	8,81,305	7,90,414	3,27,934	3,37,943
Spain	—	—	—	—	—	350	115	371	139	..
Switzerland	—	—	—	—	—	16,02,978	32,94,714	42,43,000	56,33,913	63,01,931
Italy (including Fiume)	—	—	—	—	—	44,83,436	33,82,000	29,33,549	24,53,545	11,05,473
Yugo-Slavia (Kingdom of the Serbs, Croats and Slovenes)	—	—	—	—	—	..	96
Austria	—	—	—	—	—	21,011	27,513	23,708	21,956	27,321
Hungary	—	—	—	—	—	529	62	10,278	1,701	410
Roumania	—	—	—	—	—	..	1,623	890
Czechoslovakia	—	—	—	—	—	..	213	973	31	3,403
Greece (including Crete)	—	—	—	—	—	96	94	31	233	8
Turkey, European	—	—	—	—	—	49	..
Turkey, Asiatic	—	—	—	—	—	335	33	243	215	..
Maskat Territory and Trucial Oman	—	—	—	—	—	2,023	1,002	426	345	1,923
Other Native States in Arabia	—	—	—	—	—	6	32	33	..	6
Iraq	—	—	—	—	—	6,496	15,303	6,252	3,090	11,133
Iran	—	—	—	—	—	5,213	790	2,307	1,159	932
Sumatra	—	—	—	—	—	..	131	23	51	539
Java	—	—	—	—	—	3,161	1,124	3,903	931	2,390
Borneo (Dutch)	—	—	—	—	—	3	6	..
Celebes and other Islands	—	—	—	—	—	2,033	4,440	3,699
Siam	—	—	—	—	—	36,135	43,693	43,330	42,130	33,039
French Indo-China	—	—	—	—	—	453	1,130	2,551	1,319	713
Philippines	—	—	—	—	—	7	2	5
China (exclusive of Hongkong and Macao)	—	—	—	—	—	3,43,310	1,32,352	3,02,022	1,73,975	1,63,503
Japan	—	—	—	—	—	5,26,413	3,03,239	3,71,244	4,67,315	4,41,799
Egypt	—	—	—	—	—	61,311	31,192	42,321	36,253	21,592
Tripoli (Libya)	—	—	—	—	—	2	..
Portuguese East Africa	—	—	—	—	—	1,227	1,769	1,552	632	613

* The following classes of imports by post, including letter packets (registered and ordinary post) referred to Collectors of Customs for assessment, are included with their appropriate heads and sub-heads in the import returns: (a) Jewellery, (b) Precious stones, (c) Gold and silver thread, (d) Cigarettes and (e) Cinematograph films.

ARTICLES AND COUNTRIES OF CONSIGNMENT; ALSO SHARE OF EACH PROVINCE	QUANTITY					VALUE				
	1931-32	1932-33	1933-34	1934-35	1935-36	1931-32	1932-33	1933-34	1934-35	1935-36
	R	R	R	R	R	R	R	R	R	R
Postal Articles not specified* (V)—concluded										
Madagascar and Kerguelon	—	—	—	—	—	1,385	1,102	1,050	..	13
Reunion	—	—	—	—	—	57	1
French Somaliland	—	—	—	—	—	306	40
United States of America—										
<i>Via Atlantic Coast</i>	—	—	—	—	—	13,424	12,599	33,239	33,927	1,21,952
<i>" Pacific "</i>	—	—	—	—	—	1,776	2,202	743	2,239	689
Dutch West Indies	—	—	—	—	—	6
Haiti and St. Domingo	—	—	—	—	—	1,628	314	666	243	..
Argentine Republic (including the Atlantic Coast of Patagonia)	—	—	—	—	—	4	..	4
TOTAL FOREIGN COUNTRIES	—	—	—	—	—	92,39,697	92,06,634	97,84,349	1,06,51,256	1,03,64,463
Share of Bengal	—	—	—	—	—	30,24,324	35,63,713	30,36,532	36,17,144	38,30,459
<i>" Bombay</i>	—	—	—	—	—	1,33,71,337	1,26,31,718	1,23,40,776	1,23,35,149	1,27,33,396
<i>" Sind</i>	—	—	—	—	—	39,27,320	32,92,945	36,27,416	36,67,674	30,64,193
<i>" Madras</i>	—	—	—	—	—	26,12,125	22,04,869	29,40,219	16,27,022	12,35,834
<i>" Burma</i>	—	—	—	—	—	12,63,234	12,52,277	16,66,257	11,22,223	12,60,479
TOTAL	—	—	—	—	—	2,96,33,976	2,59,44,218	2,40,61,237	2,54,10,278	2,41,60,217
All other articles of Merchandise—										
Unmanufactured (II. B)—										
United Kingdom (including Channel Islands)	—	—	—	—	—	8,440	31,908	41,711	39,091	31,759
Bahrain Islands	—	—	—	—	—	5,332	5,229	2,214	1,127	1,062
Straits Settlements	—	—	—	—	—	4,327	7,900	8,872	8,145	7,524
Other British Possessions	—	—	—	—	—	4,696	7,716	4,223	3,828	1,771
TOTAL BRITISH EMPIRE	—	—	—	—	—	24,295	52,753	57,020	1,02,191	42,116
Germany	—	—	—	—	—	1,002	308	3,416	5,629	12,369
France	—	—	—	—	—	24,533	22,977	44,343	36,227	25,051
Portugal	—	—	—	—	—	826	2,462	6,174
Italy (including Trieste)	—	—	—	—	—	356	15,461	6,363	17,211	20,365
Native States in Arabia other than Maskat Territory and Trucial Oman	—	—	—	—	—	7,235	616	600	4,327	1,671
Iran	—	—	—	—	—	15,271	9,696	8,807	3,417	6,672
Java	—	—	—	—	—	2,122	7,122	10,891	4,879	11,935
United States of America—										
<i>Via Atlantic Coast</i>	—	—	—	—	—	1,427	..	406	..	5,026
<i>" Pacific "</i>	—	—	—	—	—	256
Other Foreign Countries	—	—	—	—	—	6,543	7,125	7,724	11,016	5,133
TOTAL FOREIGN COUNTRIES	—	—	—	—	—	70,621	79,993	82,875	90,227	99,416
Share of Bengal	—	—	—	—	—	9,638	22,204	39,406	34,723	50,023
<i>" Bombay</i>	—	—	—	—	—	33,824	32,792	24,277	19,022	14,527
<i>" Sind</i>	—	—	—	—	—	34,139	54,926	48,405	64,436	64,476
<i>" Madras</i>	—	—	—	—	—	5,653	10,236	12,220	6,693	10,433
<i>" Burma</i>	—	—	—	—	—	6,814	4,333	2,527	7,551	1,969
TOTAL	—	—	—	—	—	94,916	1,32,740	1,39,895	1,92,428	1,41,632

*The following classes of imports by post, including letter packets (registered and ordinary post) referred to Collectors of Customs for assessment, are included with their appropriate heads and sub-heads in the import returns; (a) Jewellery, (b) Precious stones, (c) Gold and Silver thread, (d) Cigarettes and (e) Cinematograph films.

No. 10—concluded

ARTICLES, AND COUNTRIES OF CONSIGNMENT; ALSO SHARE OF EACH PROVINCE	QUANTITY					VALUE				
	1931-32	1932-33	1933-34	1934-35	1935-36	1931-32	1932-33	1933-34	1934-35	1935-36
All other articles of Merchandise—continued						R	R	R	R	R
Manufactured (III. U)—										
United Kingdom (including Channel Islands)	—	—	—	—	—	8,08,648	9,16,670	11,05,299	11,83,302	15,89,666
Ceylon (excluding Maldives).	—	—	—	—	—	8,889	8,088	8,688	9,157	20,920
Straits Settlements . . .	—	—	—	—	—	66,337	70,940	21,930	27,598	24,652
Hongkong	—	—	—	—	—	20,842	17,921	23,117	16,888	14,244
Union of South Africa . . .	—	—	—	—	—	11	24	141	47	13,695
Kenya Colony	—	—	—	—	—	387	402	2,836	116	19,391
Canada—										
Via Atlantic Coast . . .	—	—	—	—	—	1,155	1,778	7,547	2,123	4,490
" Pacific "	—	—	—	—	—	—	—	—	99	596
Commonwealth of Australia	—	—	—	—	—	722	706	606	3,890	7,019
Other British Possessions . .	—	—	—	—	—	1,330	686	1,116	2,034	9,140
TOTAL BRITISH EMPIRE	—	—	—	—	—	9,04,216	10,12,111	11,71,280	12,45,649	17,18,753
Other Foreign Countries										
Norway	—	—	—	—	—	439	2,136	3,511	3,031	6,982
Sweden	—	—	—	—	—	25,971	25,203	75,833	51,210	33,168
Germany	—	—	—	—	—	2,59,554	3,43,433	4,13,723	5,61,411	6,45,092
Netherlands	—	—	—	—	—	36,203	99,280	47,034	28,750	37,496
Belgium	—	—	—	—	—	10,325	8,418	40,806	49,411	33,710
France	—	—	—	—	—	39,575	55,296	64,596	1,22,739	1,12,181
Switzerland	—	—	—	—	—	9,698	1,915	21,910	13,303	50,431
Italy (including Fiume)	—	—	—	—	—	13,378	25,133	1,01,187	31,750	23,169
Austria	—	—	—	—	—	5,051	4,420	5,707	2,754	5,963
Czechoslovakia	—	—	—	—	—	17,731	19,461	11,355	3,549	7,079
Iraq	—	—	—	—	—	324	330	1,266	311	7,246
Mesopotamian Territory and Trucial Oman	—	—	—	—	—	51	327	14,958	16,635	7,264
Other Native States in Arabia	—	—	—	—	—	508	50	640	23	14,071
Iran	—	—	—	—	—	34,661	13,682	1,669	3,531	1,933
China (exclusive of Hong- kong and Macao)	—	—	—	—	—	22,153	19,332	26,521	23,204	40,658
Japan	—	—	—	—	—	3,30,107	6,32,333	9,41,465	10,04,370	13,35,133
Egypt	—	—	—	—	—	169	35,074	4,795	305	2,207
United States of America—										
Via Atlantic Coast . . .	—	—	—	—	—	2,39,703	2,31,392	1,56,974	2,12,229	1,79,113
" Pacific "	—	—	—	—	—	202	112	1,164	4,321	3,634
Other Foreign Countries . . .	—	—	—	—	—	3,312	10,030	5,650	5,307	3,093
TOTAL FOREIGN COUNTRIES	—	—	—	—	—	11,51,070	16,04,612	19,40,675	22,42,939	26,15,270
Share of Bengal	—	—	—	—	—	2,58,234	2,34,149	4,50,925	6,75,731	3,32,217
" Bombay	—	—	—	—	—	10,05,143	15,52,215	17,60,360	18,43,730	24,13,317
" Sind	—	—	—	—	—	1,25,463	1,03,303	2,49,947	2,57,263	3,50,732
" Madras	—	—	—	—	—	4,73,699	5,20,310	4,57,013	4,30,134	4,93,167
" Burma	—	—	—	—	—	1,94,393	2,12,446	1,93,310	1,96,640	1,34,110
TOTAL	—	—	—	—	—	20,55,286	26,22,723	31,11,955	34,88,588	43,34,023
GRAND TOTAL VALUE OF MERCHANDISE IMPORTED (exclusive of Government Stores)	—	—	—	—	—	126,37,14,115	132,35,4,175	115,35,70,144	132,28,64,658	134,37,31,530
Share of Bengal	—	—	—	—	—	34,86,03,177	35,43,50,471	33,32,95,431	36,15,44,994	33,63,53,099
" Bombay	—	—	—	—	—	49,76,07,176	64,31,54,335	66,18,75,925	53,69,54,399	54,53,33,533
" Sind	—	—	—	—	—	15,35,93,736	13,36,36,975	12,96,47,462	15,34,73,137	14,02,25,407
" Madras	—	—	—	—	—	15,68,56,333	15,33,69,604	14,31,00,306	17,35,12,513	15,71,10,641
" Burma	—	—	—	—	—	10,50,46,193	10,70,31,736	8,66,51,031	9,33,79,069	10,37,03,350
SUBJECT TO DUTY	—	—	—	—	—	107,34,03,139	127,40,03,131	109,45,46,700	124,01,14,701	127,37,54,394
FREE OF DUTY	—	—	—	—	—	19,03,05,976	5,13,39,994	5,90,23,444	8,27,49,892	6,99,76,636
TOTAL	—	—	—	—	—	126,37,14,115	132,53,43,125	115,35,70,144	132,28,64,658	134,37,31,530

GENERAL EXPORTS OF INDIAN MERCHANDISE

IN EACH OFFICIAL YEAR FROM 1931-32 TO 1935-36.

NOTES.—(1) All exports are free of duty except Rice, husked and unhusked, Rice flour and Jute, raw and manufactured, Raw hides and raw skins were dutiable from September 1919 to March 1934 and April 1935 respectively.

(2) The summary classes and their sub-divisions are shown in brackets against articles. For Summaries, see pages 9 to 14.

ARTICLES, AND COUNTRIES OF FINAL DESTINATION; ALSO SHARE OF EACH PROVINCE	QUANTITY					VALUE				
	1931-32	1932-33	1933-34	1934-35	1935-36	1931-32	1932-33	1933-34	1934-35	1935-36
Animals, Living—										
<i>Cattle (excepting sheep and goats) (IV. B)—</i>	No.	No.	No.	No.	No.	₹	₹	₹	₹	₹
Ceylon (excluding Maldives)	573	715	742	691	403	61,002	58,318	61,060	54,321	31,300
Straits Settlements	161	205	21	16	..	19,971	24,816	3,042	1,120	..
Other British Possessions	23	19	3	3,000	2,725	100
TOTAL BRITISH EMPIRE	756	940	763	707	406	84,963	80,259	64,102	55,441	31,900
Philippines	54	5,025	..
Egypt	16	8,000
Other Foreign Countries	6	..	17	1	..	1,800	..	1,805	5
TOTAL FOREIGN COUNTRIES	..	6	16	71	1	..	1,800	8,000	6,830	5
<i>Share of Bengal</i>	110	218	17	16,254	25,778	1,935
" <i>Bombay</i>	6	17	6	3	..	1,300	3,800	2,000	100
" <i>Sind</i>	4	4	55	1	..	1,050	2,900	5,040	5
" <i>Madras</i>	520	715	741	698	403	61,899	53,425	60,568	54,191	31,300
" <i>Burma</i>	66	26	..	6,317	480	..
TOTAL	756	946	779	778	407	84,963	82,059	72,102	61,771	31,905
Horses (IV. A)—	No.	No.	No.	No.	No.					
United Kingdom (including Channel Islands)	1	1	..	31	7	300	2,000	..	1,72,000	1,500
Ceylon (excluding Maldives)	1	31	49	26	21	1,200	62,000	48,750	33,530	20,900
Other British Possessions	2	700	..
TOTAL BRITISH EMPIRE	2	32	49	59	28	1,500	64,000	48,750	2,06,230	22,400
TOTAL FOREIGN COUNTRIES	4	10	1,300	10,000	..
<i>Share of Bengal</i>	1	1	5	..	2	300	2,000	2,250	..	2,310
" <i>Bombay</i>	6	45	18	15,000	1,38,200	35,300
" <i>Sind</i>	1	500	..
" <i>Madras</i>	1	31	41	23	3	1,200	62,000	48,500	27,530	4,050
" <i>Burma</i>	1	300
TOTAL	2	32	53	69	23	1,500	64,000	50,050	2,16,230	22,400
Sheep and goats (IV. C)—	No.	No.	No.	No.	No.					
United Kingdom (including Channel Islands)	33	..	531	475	..	5,026	..
Ceylon (excluding Maldives)	57,009	37,057	23,439	40,119	31,938	11,39,980	7,42,605	7,63,805	7,75,006	6,72,432
Straits Settlements	10,841	2,274	1,598	3,455	6,233	1,36,019	32,487	17,215	31,693	39,269
Federated Malay States	50	119	355	3,153	1,641	625	1,615	3,425	24,018	11,760
Other British Possessions	52	164	1	210	1,322	25
(TOTAL BRITISH EMPIRE)	67,452	39,677	40,392	47,258	39,913	12,76,898	7,78,504	7,64,445	8,38,898	7,33,472
TOTAL FOREIGN COUNTRIES	31	12	37	30	..	675	149	600	500	..

No. 11—continued

ARTICLES, AND COUNTRIES OF FINAL DESTINATION; ALSO SHARE OF EACH PROVINCE	QUANTITY					VALUE				
	1931-32	1932-33	1933-34	1934-35	1935-36	1931-32	1932-33	1933-34	1934-35	1935-36
Animals, Living—continued										
Sheep and goats (IV. C)—contd.	No.	No.	No.	No.	No.	R	R	R	R	R
Share of Bengal	2,674	1,873	1,939	7,167	7,324	1,26,959	86,391	21,395	63,741	49,365
" Bombay	39	..	18	600	..	360	..
" Sind	3	50	30	250
" Madras	67,856	37,728	38,440	40,150	39,089	11,50,620	7,51,413	7,63,750	7,75,397	6,73,507
" Burma	3	30	..
TOTAL	67,538	39,639	40,429	47,338	39,913	12,77,509	7,78,653	7,85,045	8,39,428	7,23,472
Other kinds (IV. D)—	No.	No.	No.	No.	No.					
United Kingdom (including Channel Islands)	34,148	4,398	7,285	3,600	6,546	21,139	15,029	11,246	13,415	10,942
Ceylon (excluding Maldives).	45,279	195	1,185	1,755	1,918	46,649	216	11,757	5,778	7,091
Straits Settlements	1,150	430	7,614	22,887	42,159	2,234	2,552	3,880	13,324	17,993
Union of South Africa	1	783	..	200	9,483
Other British Possessions	639	1,179	766	810	531	2,126	4,445	1,919	1,035	4,209
TOTAL BRITISH EMPIRE	71,206	6,258	16,850	29,059	51,937	72,198	23,042	28,802	34,052	49,718
Germany	6,580	2,260	21,437	37,507	64,106	18,565	8,730	13,323	16,035	20,007
Belgium	22,962	29,058	42,311	34,340	94,070	15,139	15,029	13,875	17,500	26,401
Italy (including Fiume)	1,986	2,194	4,527	448	..	3,292	6,755	7,556	6,657	..
United States of America— Vid Atlantic Coast	10,642	6,749	3,956	12,244	17,028	10,717	28,378	8,832	30,492	40,469
" Pacific "	579	387	601	14	204	4,977	1,438	2,264	140	712
Other Foreign Countries	2,085	77	1,339	5,892	344	933	1,867	3,317	1,973	1,114
TOTAL FOREIGN COUNTRIES	44,834	40,725	75,171	90,451	175,752	62,678	62,292	49,678	72,797	88,703
Share of Bengal	47,359	19,693	52,265	75,304	185,904	57,354	54,704	44,220	75,373	1,10,346
" Bombay	6,106	2,154	2,365	4,661	344	9,302	10,150	9,088	10,536	3,555
" Sind	13,973	34,993	39,543	35,934	59,533	10,440	9,571	3,473	7,377	4,732
" Madras	48,685	101	7,339	3,305	1,982	45,774	10,184	21,434	5,398	10,513
" Burma	38	33	9	33	31	11,306	725	315	7,310	3,370
TOTAL	116,040	46,978	92,021	119,510	227,689	1,34,876	85,384	78,475	1,06,849	1,38,421
Total Animals, Living—	No.	No.	No.	No.	No.					
United Kingdom (including Channel Islands)	24,149	4,432	7,285	4,163	6,556	21,439	13,194	11,246	1,90,451	22,542
Ceylon (excluding Maldives).	102,861	28,028	40,415	42,592	34,330	12,48,921	8,58,030	8,85,372	8,68,725	7,32,323
Straits Settlements	11,652	2,960	9,233	26,358	48,442	1,53,223	59,365	24,138	49,637	57,252
Federated Malay States	225	133	355	3,153	1,851	5,665	3,275	3,425	24,013	18,572
Union of South Africa	1	783	..	200	9,483
Other British Possessions	639	1,348	766	812	322	1,196	6,832	1,919	1,735	2,413
TOTAL BRITISH EMPIRE	139,416	46,902	58,054	77,033	92,284	14,35,494	9,45,805	9,26,100	11,34,561	8,37,490
Germany	6,580	2,260	21,440	37,507	64,106	18,565	8,730	14,323	16,035	20,007
Belgium	22,962	29,058	42,311	34,340	94,070	15,139	15,029	13,875	17,500	26,401
Italy (including Fiume)	1,986	2,194	4,527	448	..	3,292	6,755	7,556	6,657	..
Philippines	54	5,025	..
China (exclusive of Hongkong and Macao)	10	11	20	60	10,500	160
Egypt	1	18	4	186	..	50	9,500	60	152
United States of America— Vid Atlantic Coast	10,642	6,749	3,956	12,244	17,028	10,717	28,378	8,832	30,492	40,469
" Pacific "	579	387	601	14	204	4,977	1,438	2,264	140	712
Other Foreign Countries	2,166	94	1,865	5,934	139	1,664	3,766	3,157	3,303	807
TOTAL FOREIGN COUNTRIES	44,915	40,743	75,223	90,613	175,753	63,354	64,241	59,573	89,717	88,703

GENERAL EXPORTS

(510)

INDIAN MERCHANDISE

No. 11—continued

ARTICLES, AND COUNTRIES OF FINAL DESTINATION; ALSO SHARE OF EACH PROVINCE	QUANTITY					VALUE				
	1931-32	1932-33	1933-34	1934-35	1935-36	1931-32	1932-33	1933-34	1934-35	1935-36
Animals, Living—concluded	No.	No.	No.	No.	No.	Rs.	Rs.	Rs.	Rs.	Rs.
Total Animals, Living—continued	87,044	91,789	84,376	83,771	173,730	1,01,367	1,08,871	68,600	1,39,010	1,53,001
Share of Bengal	6,196	2,199	3,888	4,730	266	9,603	19,650	39,588	2,01,206	29,14
" Bombay	13,973	25,618	29,547	35,989	59,539	10,476	19,371	6,418	13,417	4,73
" Sind	106,962	33,572	48,561	44,171	34,482	13,59,386	3,77,029	3,78,859	3,62,916	7,19,371
" Madras	154	33	10	53	21	18,023	726	615	7,720	9,37
" Burma										
TOTAL	184,331	87,645	133,282	167,695	268,037	14,08,848	10,10,046	8,85,673	12,24,276	9,26,106
Apparel (including drapery, uniforms, and accoutrements, but excluding hosiery and boots and shoes) (III. A)—										
United Kingdom (including Channel Islands)						51,698	60,120	57,846	51,987	1,05,588
Malta and Goro						300	..	4,615	2,519	7,768
Palestine						1,960	3,912	16,847	40,941	32,379
Aden and Dependancies						7,270	6,915	5,425	4,964	10,960
Bahrain Islands						9,000	1,600	3,056	6,060	6,895
Ceylon (including Maldives)						54,725	60,008	55,511	62,979	69,817
Straits Settlements						25,703	21,430	18,063	21,514	17,753
Federated Malay States						10,344	2,188	4,214	3,000	3,111
Hongkong						8,231	10,098	12,453	11,288	5,001
Gold Coast (including British Mandated Territory of Togoland)						300	677	1,140	3,449	11,743
Nigeria (including British Mandated Territory of Cameroons)						1,114	2,947	4,131	5,419	20,648
Union of South Africa						5,06,500	3,97,423	5,54,448	5,18,779	4,70,271
Zanzibar and Pemba						1,115	1,991	700	7,448	4,909
Kenya Colony						18,895	12,669	13,300	14,868	14,103
Anglo-Egyptian Sudan						5,137	6,314	14,268	15,570	27,253
Mauritius and Dependancies						12,135	11,632	22,183	14,779	3,611
British West India Islands (excluding Bahamas)						7,936	8,834	7,601	9,962	10,639
Commonwealth of Australia						6,535	7,020	4,722	6,566	7,456
Other British Possessions						11,511	17,825	11,424	12,561	24,018
TOTAL BRITISH EMPIRE						7,41,557	6,24,095	3,11,927	3,15,118	5,66,865
Belgium						100	300	650	2,320	6,403
Franco						7,633	7,025	11,304	9,237	6,124
Italy (including Fiume)						100	30	..	600	3,328
Syria						15,511	25,767	30,312	23,945	36,783
Masbat Territory and Trucial Oman						1,835	10,915	26,975	33,840	12,080
Other Native States in Arabia						1,430	9,630	8,728	27,392	3,225
Iraq						4,005	5,857	3,450	8,361	13,714
Iran						1,727	1,551	2,429	5,692	16,489
Java]						9,733	6,430	5,765	3,740	3,351
China (exclusive of Hongkong and Macao)						4,854	9,834	3,878	4,833	3,914
Egypt						31,900	31,992	46,103	42,304	69,878
Tunis	10,006
Portuguese East Africa						1,04,621	16,354	1,03,527	89,519	1,04,855
French West Africa	13,030	4,891	20,037	61,624
Italian East Africa (Somaliland and Eritrea)						615	1,775	2,031	6,025	6,729
United States of America—										
Via Atlantic Coast						53,049	12,714	39,867	10,203	2,774
" Pacific "						40,191	8,878	878	25	50

No. 11—continued

ARTICLES, AND COUNTRIES OF FINAL DESTINATION; ALSO SHARE OF EACH PROVINCE	QUANTITY					VALUE				
	1931-32	1932-33	1933-34	1934-35	1935-36	1931-32	1932-33	1933-34	1934-35	1935-36
Apparel (including drapery, uniforms, and accoutrements, but excluding hosiery and boots and shoes) (III. A)— continued						R	R	R	R	R
Other Foreign Countries	—	—	—	—	—	8,100	21,879	11,546	13,525	18,050
TOTAL FOREIGN COUNTRIES	—	—	—	—	—	2,91,114	2,58,641	3,02,487	3,18,102	4,14,454
Share of Bengal	—	—	—	—	—	8,50,939	7,01,820	9,03,834	9,46,108	10,98,598
" Bombay	—	—	—	—	—	1,00,855	1,12,063	1,36,952	1,20,376	90,559
" Sind	—	—	—	—	—	13,959	36,029	39,295	31,154	66,640
" Madras	—	—	—	—	—	34,058	40,210	31,532	30,393	28,082
" Burma	—	—	—	—	—	2,800	1,654	2,801	5,189	4,190
TOTAL	—	—	—	—	—	10,32,671	8,92,786	11,14,414	11,38,220	12,81,849
Arms, ammunition, and military stores (III. B)—										
TOTAL BRITISH EMPIRE	—	—	—	—	—	125	548	280	41	3,627
United States of America— Vid Atlantic Coast	—	—	—	—	—	7
Share of Bombay	—	—	—	—	—	40	160	7	..	3,004
" Madras	—	—	—	—	—	30	388	240	11	..
" Burma	—	—	—	—	—	5	2	40	30	623
TOTAL	—	—	—	—	—	125	548	287	41	3,627
Articled works of (III. U)—										
United Kingdom (including Channel Islands)	—	—	—	—	—	80,192	13,314	8,485	1,32,693	13,234
Ceylon (excluding Maldives)	—	—	—	—	—	3,201	4,723	9,745	4,393	6,930
Straits Settlements	—	—	—	—	—	31,592	21,514	2,902	875	5,655
Other British Possessions	—	—	—	—	—	3,944	1,691	2,377	5,550	3,913
TOTAL BRITISH EMPIRE	—	—	—	—	—	1,19,019	41,242	23,509	1,43,456	34,787
Belgium	—	—	—	—	—	630	8,000	..	135	1,080
France	—	—	—	—	—	6,502	2,917	4,880	912	3,106
Tunis	—	—	—	—	—	..	5,500
United States of America— Vid Atlantic Coast	—	—	—	—	—	17,395	61,037	45,765	3,394	6,304
" Pacific	—	—	—	—	—	2,156	25	..	842	..
Other Foreign Countries	—	—	—	—	—	5,488	12,909	7,214	2,713	6,890
TOTAL FOREIGN COUNTRIES	—	—	—	—	—	32,171	90,888	57,850	7,996	17,470

GENERAL EXPORTS

INDIAN MERCHANDISE

(512)

No. 11—continued

ARTICLES, AND COUNTRIES OF FINAL DESTINATION: ALSO SHARE OF EACH PROVINCE	QUANTITY					VALUE				
	1931-32	1932-33	1933-34	1934-35	1935-36	1931-32	1932-33	1933-34	1934-35	1935-36
Art. works of (III. U)—						R	R	R	R	R
continued										
Share of Bengal	—	—	—	—	—	7,691	49,925	1,658	1,845	2,200
" Bombay	—	—	—	—	—	67,686	89,989	48,115	1,37,103	18,204
" Sind	—	—	—	—	—	7,138	6,228	3,937	3,035	6,724
" Madras	—	—	—	—	—	61,821	26,123	14,410	11,023	12,937
" Burma	—	—	—	—	—	6,864	2,622	12,323	8,446	2,101
TOTAL	—	—	—	—	—	1,51,190	1,81,680	81,368	1,51,452	42,267
Boxes for manufacturing purposes (II. S)—	Tons	Tons	Tons	Tons	Tons					
United Kingdom (including Channel Islands)	369	1,922	2,146	1,727	1,525	36,640	1,70,898	1,19,838	91,492	82,242
Ceylon (excluding Maldives)	737	130	80	73,730	6,180	1,620
Other British Possessions	60	286	..
TOTAL BRITISH EMPIRE	1,106	2,052	2,176	1,727	1,525	1,10,370	1,77,018	1,21,578	91,778	82,242
Germany	2,691	2,645	2,074	4,854	5,462	2,72,028	2,07,512	2,12,717	2,17,942	2,25,004
Netherlands	150	25	15,030	1,760
Belgium	33,449	30,968	30,918	42,072	42,951	27,33,711	26,18,462	19,11,597	29,13,456	26,05,939
Italy (including Fiume)	420	425	1,500	27,200	27,250	90,000
France	2,446	1,900	1,950	2,400	1,725	2,29,325	1,70,250	1,20,519	1,46,000	1,03,959
Spain	650	42,754
Egypt	1,275	1,53,258
Other Foreign Countries	8	..	5	1,552	109	400
TOTAL FOREIGN COUNTRIES	45,011	36,512	37,015	50,651	51,668	44,03,362	23,05,224	22,16,839	21,08,757	21,27,142
Share of Bengal	31,876	18,644	26,453	29,323	26,704	20,22,956	15,92,532	16,52,258	22,21,226	21,26,231
" Bombay	122	17,620	..	1,000
" Sind	11,122	16,370	11,122	12,921	16,429	11,12,009	16,09,106	7,52,826	8,10,249	10,52,222
" Madras	2,124	2,261	1,605	45	..	2,48,327	2,79,459	1,25,003	2,150	..
TOTAL	46,117	36,585	39,191	52,378	53,192	45,12,722	24,82,227	24,37,012	21,95,535	22,19,424
Books, printed, and printed matter (not being stationery), including maps and charts (III. U)—	Cwts.	Cwts.	Cwts.	Cwts.	Cwts.					
United Kingdom (including Channel Islands)	368	269	405	252	292	74,249	62,241	82,558	28,854	51,208
Aden and Dependencies	65	151	112	79	190	5,442	15,004	11,175	7,590	11,904
Ceylon (excluding Maldives)	1,043	1,120	1,265	1,274	1,918	1,25,474	1,24,359	1,45,468	1,45,267	2,28,528
Strait Settlements	2,194	2,524	2,952	3,025	2,816	1,70,878	1,45,820	1,60,777	1,52,214	1,09,220
Federated Malay States	104	141	191	242	325	20,648	14,411	22,896	24,202	22,824
Union of South Africa	117	82	92	89	119	12,170	9,276	9,541	9,770	12,200
Zanzibar and Pemba	56	77	62	66	144	12,974	15,991	12,908	19,352	20,622
Kenya Colony	152	120	157	124	224	20,070	17,657	21,146	19,657	20,755
Tanganyika Territory	22	48	24	49	26	2,423	6,242	2,707	7,795	12,600
Other British Possessions	72	59	115	121	157	10,017	7,715	11,075	11,202	12,140
TOTAL BRITISH EMPIRE	5,205	4,611	5,422	5,442	5,821	4,77,414	4,24,217	4,68,211	4,48,115	5,44,227
Germany	27	48	7	12	2	5,517	4,896	695	1,220	535
Native States in Arabia other than Maskat Territory and Trucial Oman	6	22	22	20	59	650	2,051	2,730	2,700	5,725
Iraq	45	57	12	52	17	4,015	5,475	1,220	6,556	2,292
Iran	125	252	191	122	155	2,952	17,520	2,722	14,901	21,026
Java	225	1,296	271	744	1,124	27,617	1,22,701	27,050	70,225	1,01,227
Siam	29	21	14	16	116	2,022	2,164	1,264	1,602	10,270

No. 11—continued

ARTICLES, AND COUNTRIES OF FINAL DESTINATION; ALSO SHARE OF EACH PROVINCE	QUANTITY					VALUE				
	1981-82	1982-83	1983-84	1984-85	1985-86	1981-82	1982-83	1983-84	1984-85	1985-86
	Cwts.	Cwts.	Cwts.	Cwts.	Cwts.	R	R	R	R	R
Books, printed, and printed matter (not being stationery) maps and charts (III U)—continued										
Portuguese East Africa	20	18	38	28	56	2,875	1,892	3,038	2,842	6,527
United States of America— Vid Atlantic Coast	114	74	48	54	82	16,202	20,989	8,241	9,067	3,914
“ Pacific “	7	4	5	1,100	100	1,085
Other Foreign Countries	191	47	95	109	112	17,864	8,938	7,216	13,898	11,023
TOTAL FOREIGN COUNTRIES	959	1,883	810	1,237	1,687	97,776	1,06,671	71,237	1,25,895	1,64,480
Share of Bengal	582	359	298	235	544	37,459	40,830	18,925	25,130	42,808
“ Bombay	4,412	4,740	4,326	4,537	4,764	2,56,719	4,05,385	3,11,965	3,41,449	3,79,669
“ Sind	7	1	24	13	8	850	325	2,554	1,406	626
“ Madras	1,292	1,342	1,679	1,768	2,211	1,77,966	1,83,131	2,05,302	1,92,348	2,22,925
“ Burma	21	9	8	42	51	2,166	1,767	1,002	2,177	3,279
TOTAL	6,254	6,444	6,233	6,685	7,568	5,75,190	6,31,468	5,39,648	5,78,510	7,09,297
Boots and Shoes (III A)—										
United Kingdom (including Channel Islands)	864	47	40,613	70,481	45,240	5,216	249	26,133	48,748	36,400
Aden and Dependencies	40,228	38,799	38,854	35,852	46,456	43,854	54,110	46,659	42,586	49,066
Bahrain Islands	5,017	5,301	3,154	12,540	6,330	7,728	9,800	3,887	12,842	6,971
Ceylon (excluding Maldives)	42,056	27,457	25,751	50,805	55,607	72,652	56,777	58,667	1,03,206	92,714
Straits Settlements	4,332	2,539	8,400	12,401	20,717	32,448	18,787	21,971	58,862	50,171
Federated Malay States	200	280	190	2,241	1,848	300	498	558	10,194	5,246
Sierra Leone	26,400	17,633
Union of South Africa	1,760	104	1,158	2,130	23,517	11,000	125	1,498	1,951	18,346
Zanzibar and Pemba	21,078	15,439	13,380	18,202	11,316	23,741	13,320	13,075	20,000	11,675
Kenya Colony	29,666	23,995	43,507	55,639	47,566	38,338	31,370	43,375	46,973	41,161
Tanganyika Territory	11,338	10,385	16,130	10,456	8,660	13,105	14,025	16,180	10,850	7,975
Mauritius and Dependencies	1,570	1,618	2,320	28,374	23,023	2,535	2,403	2,723	19,434	13,435
Canada— Vid Atlantic Coast	2,000	52,503	1,600	34,212
“ Pacific “	23,740	14,335
British West India Islands (excluding Bahamas)	1,940	94,700	193,336	1,397	54,605	1,11,967
British Guiana	72	..	19,830	440	..	10,343
New Zealand	73,534	43,402
Fiji Islands	25	531	172	12,474	12,723	50	409	141	10,625	9,277
Other British Possessions	344	376	365	4,230	9,394	760	2,055	1,463	3,100	5,793
TOTAL BRITISH EMPIRE	159,333	127,371	196,506	411,965	703,733	2,49,715	2,09,437	2,33,672	4,34,126	5,35,638
Mascat Territory and Trucial Oman	9,931	9,306	5,153	13,315	9,920	10,162	12,754	4,467	22,454	5,703
Other Native States in Arabia	5,313	17,934	7,014	85,853	13,125	12,305	32,069	13,213	75,333	23,675
Iraq	4,439	863	100	500	940	9,460	3,033	200	680	1,325
Iran	2,471	1,410	300	5,245	..	5,774	1,900	225	11,250	..
Java	4	..	11,165	14	..	6,751
Portuguese East Africa	9,201	10,339	43,250	142,320	324,336	14,155	11,376	39,473	1,10,093	2,13,043
Italian East Africa (Somal- land and Eritrea)	747	2,393	2,993	5,334	8,125	1,175	3,733	4,765	6,074	6,923
Other Foreign Countries	1,633	1,861	163	605	1,109	1,936	4,427	465	773	1,020
TOTAL FOREIGN COUNTRIES	31,395	44,359	53,990	254,227	373,770	54,967	69,867	62,332	2,36,112	2,53,645
Share of Bengal	45,043	43,314	35,201	399,124	735,313	1,05,537	92,903	50,493	3,64,351	5,31,133
“ Bombay	112,467	91,331	146,297	217,433	230,379	1,63,856	1,37,321	1,59,039	2,11,513	2,05,705
“ Sind	3,642	4,347	1,214	1,720	3,199	9,333	10,431	2,363	3,209	6,409
“ Madras	13,215	13,774	17,633	37,374	55,131	37,455	33,327	41,433	33,067	33,543
“ Burma	14,666	7,964	3,733	10,643	3,433	3,652	4,999	2,901	3,096	7,332
TOTAL	190,723	171,730	255,496	666,192	1,032,593	3,04,632	2,79,304	2,96,504	6,70,238	8,44,533
Belts (II. B) —										
United Kingdom (including Channel Islands)	2,522	2,702	3,613	4,215	3,664	10,54,227	13,26,450	17,15,924	23,31,063	21,34,334
Commonwealth of Australia	1	450
TOTAL BRITISH EMPIRE	2,522	2,702	3,613	4,215	3,665	10,54,227	13,26,450	17,15,924	23,31,063	21,34,334

GENERAL EXPORTS

INDIAN MERCHANDISE

(514)

No. 11—continued

ARTICLES, AND COUNTRIES OF FINAL DESTINATION: ALSO SHARE OF EACH PROVINCE	QUANTITY					VALUE				
	1931-32	1932-33	1933-34	1934-35	1935-36	1931-32	1932-33	1933-34	1934-35	1935-
						R	R	R	R	R
Bristles (II. S)—contd.	Cwts.	Cwts.	Cwts.	Cwts.	Cwts.					
Germany	352	189	389	128	199	1,10,806	24,420	80,500	7,919	49
Belgium	110	5
France	22	63	605	1,080	200	..	2,750	80
Italy (including Fiume)	12	12,682
Other Foreign Countries	4	41	7	..	13	270	1,675	714
TOTAL FOREIGN COUNTRIES	378	242	396	191	367	1,12,226	38,927	81,214	10,800	62
Share of Bengal	677	618	681	642	434	3,14,598	2,74,602	2,67,450	2,66,080	2,24,7
.. Bombay	1,355	2,150	3,080	3,547	3,091	2,34,015	19,83,325	14,68,816	20,63,327	19,22,4
.. Sind	363	166	278	217	297	17,242	6,920	10,872	11,835	61,2
TOTAL	2,900	2,944	4,009	4,406	4,523	11,66,458	13,65,377	17,47,138	23,41,422	22,78,11
Building and engineering materials, other than of iron, steel, or wood—										
Bricks (III. U)—	No.	No.	No.	No.	No.					
Ceylon (excluding Maldives)	106,169	90,924	82,661	114,722	102,126	22,842	18,981	11,657	12,578	12,90
Other British Possessions	1,081	3,080	35,908	19,540	24,863	215	1,029	7,985	1,780	4,21
TOTAL BRITISH EMPIRE	107,250	94,004	118,569	134,262	126,989	23,057	15,020	19,792	14,358	15,94
Italy (excluding Fiume)	2,500	..	10,060	1,828	..	4,604
Portuguese East Africa	59,262	84,698	286,200	192,782	200	41,971	33,492	204,201	1,20,008	60
Other Foreign Countries	30,087	20,696	11,625	4,000	2,745	5,244	2,044	1,885	325	120
TOTAL FOREIGN COUNTRIES	89,349	114,394	300,325	197,782	14,005	47,215	37,486	2,07,919	1,20,328	7,00
Share of Bengal	188,476	186,763	392,169	274,679	152,771	66,026	92,463	324,694	1,41,308	22,244
.. Bombay	22,337	16,042	16,100	2,000	..	4,994	2,220	2,222	420	..
.. Sind	7,259	4,350	4,025	2,000	2,795	280	354	195	105	11
.. Madras	16	1,240	..	51,175	14,500	2	419	..	1,243	64
TOTAL	196,579	208,400	418,894	332,054	160,996	70,372	102,456	227,711	1,48,686	22,004
Chalk and lime (II. B)—	Cwts.	Cwts.	Cwts.	Cwts.	Cwts.					
TOTAL BRITISH EMPIRE .	827	161	180	187	242	1,276	922	1,040	702	1,622
TOTAL FOREIGN COUNTRIES	2,199	2,008	1,452	1,202	2,264	2,087	2,074	1,940	1,578	1,619
Share of Bengal	72	142	120	142	263	255	551	680	449	1,219
.. Bombay	66	68	144	44	72	626	627	740	262	422
.. Sind	2,122	1,224	1,228	1,202	2,272	2,082	2,759	1,660	1,673	1,609
.. Madras	750	1,000
.. Burma	1	..
TOTAL	2,026	2,189	1,622	1,389	2,707	4,968	3,697	2,980	2,275	2,242

No. 11—continued

ARTICLES, AND COUNTRIES OF FINAL DESTINATION; ALSO SHARE OF EACH PROVINCE	QUANTITY					VALUE				
	1981-82	1982-83	1983-84	1984-85	1985-86	1981-82 ^a	1982-83	1983-84	1984-85	1985-86
Building and engineering materials, other than of iron, steel, or wood— continued						R	R	R	R	R
Magnetite (II. B) (a)—			Cwts.	Cwts.	Cwts.					
United Kingdom (including Channel Islands)	—	—	47,855	58,920	61,429	—	—	2,88,584	2,70,524	3,08,787
Commonwealth of Australia	—	—	470	624	540	—	—	15,515	28,400	20,525
Other British Possessions	—	—	82	98	587	—	—	580	1,650	3,885
TOTAL BRITISH EMPIRE	—	—	48,407	59,642	62,556	—	—	2,99,629	2,95,664	3,32,647
Netherlands	—	—	8,405	..	500	—	—	87,828	..	2,000
France	—	—	515	640	1,501	—	—	9,182	4,890	9,080
Belgium	—	—	4,000	8,000	..	—	—	18,000	18,500	..
United States of America— Via Atlantic Coast	—	—	12,000	6,500	12,200	—	—	52,800	28,800	63,600
" Pacific	—	—	1,800	—	—	8,100
Other Foreign Countries	—	—	22	148	248	—	—	2,550	3,485	4,260
TOTAL FOREIGN COUNTRIES	—	—	24,948	10,288	16,249	—	—	1,20,155	50,475	86,990
Share of Madras	—	—	73,350	69,320	73,305	—	—	4,79,784	3,46,139	4,19,637
Tiles (III. U)—	No.	No.	No.	No.	No.					
United Kingdom (including Channel Islands)	..	50,762	6,578
Ceylon (excluding Maldives)	3,148,998	4,526,884	4,070,409	4,967,688	5,172,204	1,75,858	2,50,672	2,15,708	2,59,175	2,58,588
Straits Settlements	1,089,646	528,264	679,837	446,672	1,995,465	56,044	88,238	36,524	28,958	1,00,570
Federated Malay States	657,855	137,700	268,140	1,047,559	585,138	35,052	7,650	13,719	55,289	30,884
Kenya Colony	142,024	241,100	132,525	..	52,500	5,586	10,928	6,725	..	1,600
Other British Possessions	68,450	31,760	50,621	134,568	74,246	3,391	1,517	2,640	6,474	3,634
TOTAL BRITISH EMPIRE	5,071,969	5,511,410	5,196,532	6,596,487	7,849,558	2,75,411	3,65,578	2,75,311	3,44,891	3,95,176
TOTAL FOREIGN COUNTRIES	8,839	22,454	14,788	19,925	74,662	1,052	1,415	2,514	2,162	2,984
Share of Bengal	..	60,762	6,578
" Bombay	325	368	11,325	3,427	..	184	167	2,900	1,380	..
" Sind	8,549	700	14,729	19,435	6,858	1,037	65	3,509	2,082	337
" Madras	5,071,434	5,432,046	5,185,311	6,594,500	7,917,367	2,75,253	3,59,133	2,72,416	3,42,591	3,97,373
TOTAL	5,080,808	5,538,864	5,211,265	6,616,412	7,924,215	2,76,463	3,66,988	2,77,825	3,47,053	3,98,110
Other kinds (III. U)—	Cwts.	Cwts.	Cwts.	Cwts.	Cwts.					
United Kingdom (including Channel Islands)	18,082	27,915	8	102	2,360	86,056	1,68,124	26	2,395	38,990
Ceylon (excluding Maldives)	2,940	3,809	3,047	4,161	11,240	7,591	6,556	6,643	11,788	25,096
Commonwealth of Australia	870	485	12,675	15,984
Other British Possessions	1,445	747	1,415	2,384	274	4,778	2,957	7,095	12,617	1,630
TOTAL BRITISH EMPIRE	18,888	32,406	4,465	6,647	14,374	1,11,100	1,93,621	13,764	26,785	65,716
Germany	4,000	7,100	..	2	1,362	19,002	83,650	..	20	9,527
Netherlands	28,801	16,500	1,42,275	77,250
Belgium	8,820	7,500	52,350	85,625
France	57	618	..	4,700	6,040	2,905	6,585	..	67,000	90,600
Italy (including Fiume)	9	609	1,500	20	12,000	20,000
China (exclusive of Hongkong and Macao)	80	480	10,615	5,200	4,200	880	2,205	95,880	20,800	14,175
United States of America— Via Atlantic Coast	3,900	18,278	50,400	96,507
" Pacific	2,600	10,400
Argentine Republic (includ- ing the Atlantic Coast of Patagonia)	1,200	1,960	4,680	7,455	..
Other Foreign Countries	814	1,543	978	751	257	6,071	5,538	3,308	2,029	971
TOTAL FOREIGN COUNTRIES	53,081	53,014	12,793	13,213	13,359	2,88,808	2,57,955	42,313	1,09,304	1,35,273

(a) Separately recorded from 1983-84.

GENERAL EXPORTS

INDIAN MERCHANDISE

(516)

No. 11—continued

ARTICLES, AND COUNTRIES OF FINAL DESTINATION; ALSO SHARE OF EACH PROVINCE;	QUANTITY					VALUE				
	1931-32	1932-33	1933-34	1934-35	1935-36	1931-32	1932-33	1933-34	1934-35	1935-36
						R	R	R	R	R
Building and engineering materials, other than of iron, steel, or wood—concluded										
<i>Other kinds (Ill. U)—continued</i>	<i>Cwts.</i>	<i>Cwts.</i>	<i>Cwts.</i>	<i>Cwts.</i>	<i>Cwts.</i>					
Share of Bengal	3,394	3,435	5,600	5,333	4,348	9,793	9,988	16,824	16,862	8,913
" Bombay	2,452	1,858	17,599	2,061	11,162	22,221	2,619	32,786	34,107	32,321
" Sind	339	618	157	764	15	1,017	1,339	427	2,523	31
" Madras	62,724	79,189	1	5,768	12,318	2,60,792	4,59,030	9	42,521	1,20,261
" Burma	1	1	2	10	..
TOTAL	71,419	84,420	17,358	19,800	27,733	2,94,908	4,50,978	56,077	1,26,099	2,00,930
Total value of Building and engineering materials, other than of iron, steel, or wood—										
United Kingdom (including Channel Islands)	—	—	—	—	—	86,071	1,74,697	2,85,868	2,76,210	2,49,61
Ceylon (excluding Maldives)	—	—	—	—	—	2,08,701	2,71,224	2,24,252	2,62,586	2,90,81
Straits Settlements	—	—	—	—	—	60,973	90,576	42,245	26,194	1,05,40
Federated Malay States	—	—	—	—	—	35,022	8,402	12,719	55,827	20,26
Union of South Africa	—	—	—	—	—	7	25	..	5,145	60
Kenya Colony	—	—	—	—	—	5,622	11,526	5,222	955	2,04
Commonwealth of Australia	—	—	—	—	—	12,675	15,224	15,515	22,490	20,221
Other British Possessions	—	—	—	—	—	4,252	2,624	9,714	10,942	5,647
TOTAL BRITISH EMPIRE	—	—	—	—	—	4,11,444	5,75,127	6,00,526	6,82,410	8,11,102
Germany	—	—	—	—	—	19,002	22,650	5	20	9,527
Netherlands	—	—	—	—	—	1,42,275	77,250	27,222	..	2,000
Belgium	—	—	—	—	—	52,250	26,122	12,000	12,500	..
France	—	—	—	—	—	2,905	6,565	9,122	71,200	99,630
Italy (including Trieste)	—	—	—	—	—	20	..	2,422	12,420	26,222
Iraq	—	—	—	—	—	5,922	4,091	2,720	1,024	772
China (exclusive of Hong-kong and Macao)	—	—	—	—	—	320	2,205	25,220	21,255	14,215
Portuguese East Africa	—	—	—	—	—	42,146	22,516	2,04,201	1,29,002	620
United States of America—										
Via Atlantic Coast	—	—	—	—	—	50,400	96,507	52,000	22,000	62,000
" Pacific " Republic (including the Atlantic Coast of Patagonia)	—	—	—	—	—	10,400	8,100
Other Foreign Countries	—	—	—	—	—	9,440	9,251	6,807	7,015	2,460
TOTAL FOREIGN COUNTRIES	—	—	—	—	—	2,25,257	2,49,120	2,74,241	2,92,242	2,23,279
Share of Bengal	—	—	—	—	—	75,973	1,12,275	2,42,122	1,22,222	22,272
" Bombay	—	—	—	—	—	29,125	7,222	42,227	26,122	22,272
" Sind	—	—	—	—	—	2,472	4,517	4,621	6,642	2,600
" Madras	—	—	—	—	—	2,26,222	7,99,222	2,92,209	7,74,214	2,77,421
" Burma	—	—	—	—	—	2	11	..
TOTAL	—	—	—	—	—	7,46,701	9,24,217	9,24,277	9,75,252	10,44,281
Candies of all kinds (Ill. U)—	Lbs.	Lbs.	Lbs.	Lbs.	Lbs.					
Ceylon (excluding Maldives)	540,670	492,470	664,245	492,216	567,492	1,52,061	1,22,502	1,22,222	1,22,462	1,59,602
Straits Settlements	242,915	406,267	299,117	419,212	265,055	68,222	1,14,227	1,12,602	1,17,224	1,02,629
Federated Malay States	82,740	112,202	152,000	147,710	116,667	22,270	21,222	42,002	41,272	22,212
British Borneo	26,124	52,222	74,512	10,272	15,114	20,222
Zanzibar and Pemba	55,622	26,222	26,222	26,222	22,756	15,621	10,200	10,222	10,272	2,222
Kenya Colony	25,222	25,212	22,122	22,270	159,051	10,240	7,174	22,222	22,221	44,222
Mauritius and Dependencies	5,462	217,105	160,222	20,224	142,212	1,222	61,027	45,224	22,221	40,222
Other British Possessions	9,255	27,222	20,222	22,027	21,049	2,772	10,609	2,622	6,465	2,720
TOTAL BRITISH EMPIRE	972,222	1,220,216	1,562,452	1,222,222	1,427,022	2,72,270	2,72,742	4,40,215	2,70,274	4,12,207

No. 11—continued

ARTICLES, AND COUNTRIES OF FINAL DESTINATION; ALSO SHARE OF EACH PROVINCE	QUANTITY					VALUE				
	1931-32	1932-33	1933-34	1934-35	1935-36	1931-32	1932-33	1933-34	1934-35	1935-36
Candles of all kinds (III. U) —continued	Lbs.	Lbs.	Lbs.	Lbs.	Lbs.	₹	₹	₹	₹	₹
Turkey, Asiatic	24,000	6,750
Iraq	210,832	49,238	188,549	107,838	145,818	59,107	12,161	30,024	31,497	40,870
Iran	1,396	42,116	72,638	76,388	114,706	645	11,847	29,429	22,185	33,706
Siam	206,996	351,240	86,568	178,125	108,181	58,287	71,045	24,845	50,097	29,020
Portuguese East Africa	17,612	18,125	20,944	63,100	25,265	4,952	3,691	5,891	17,491	7,105
Other Foreign Countries	2,018	2,407	2,900	4,891	3,307	1,564	1,638	2,718	2,476	3,485
TOTAL FOREIGN COUNTRIES	462,354	858,126	321,594	439,387	392,374	1,31,845	1,00,377	92,402	1,23,746	1,13,186
Share of Bengal	1,365	398	2,454	1,395	2,421	2,325	300	2,513	1,431	3,335
" Bombay	1,399	2,456	2,425	21,001	12,337	1,122	1,179	377	5,085	6,062
" Sind	333	4	412	90	60	113	2	92	20	20
" Burma	1,431,688	1,073,786	1,879,751	1,744,134	1,357,061	4,02,331	4,72,144	5,39,035	4,80,434	5,21,936
TOTAL	1,433,482	1,082,142	1,885,052	1,766,670	1,379,369	4,05,315	4,74,125	5,32,617	5,00,020	5,31,393
Opium and Bhattans (II. B)	Cwts.	Cwts.	Cwts.	Cwts.	Cwts.					
TOTAL BRITISH EMPIRE	290	178	129	145	184	5,794	5,327	6,338	5,025	6,508
Egypt	26	6	..	290	591	750	140	..	10,900	30,459
United States of America— Vid Atlantic Coast	2	6	7	100	855	80	..
" Pacific "	26	30	6,039	6,000
Other Foreign Countries	439	274	163	155	79	7,509	6,680	6,044	6,645	8,748
TOTAL FOREIGN COUNTRIES	491	312	172	452	670	12,308	12,870	6,899	16,625	34,207
Share of Bengal	129	184	67	46	29	6,416	11,123	5,022	2,728	3,270
" Bombay	169	104	115	454	653	4,127	3,217	2,803	16,690	33,866
" Sind	55	1	..	8	..	315	6	..	70	..
" Madras	446	193	113	90	167	7,220	4,111	6,444	3,150	3,645
" Burma	35	3
TOTAL	781	487	300	698	854	18,092	18,497	13,222	21,650	40,770
Cassia (II. B)	Cwts.	Cwts.	Cwts.	Cwts.	Cwts.					
United Kingdom (including Channel Islands)	56	5,187	1,444	44	340	700	47,838	33,028	1,060	6,660
Other British Possessions	82	10	2,171	450
TOTAL BRITISH EMPIRE	56	5,187	1,444	126	350	700	47,838	33,028	3,231	7,060
Germany	1,522	1,901	6,705	6,789	9,569	17,216	16,900	1,31,075	1,30,760	1,35,532
Netherlands	2,737	394	..	787	200	42,455	5,500	..	15,750	4,000
Japan	1,114	25,860
Other Foreign Countries	123	60	800	210	..	2,050	1,427	5,800	4,100
TOTAL FOREIGN COUNTRIES	5,259	2,618	6,765	7,886	11,089	59,671	24,450	1,32,502	1,32,310	2,17,522
Share of Bombay	5,315	7,305	2,309	7,953	11,452	69,371	72,233	1,35,530	1,35,641	2,24,572

GENERAL EXPORTS

(518)

INDIAN MERCHANDISE

No. 11—continued

ARTICLES, AND COUNTRIES OF FINAL DESTINATION; ALSO SHARE OF EACH PROVINCE	QUANTITY					VALUE				
	1931-32	1932-33	1933-34	1934-35	1935-36	1931-32	1932-33	1933-34	1934-35	1935-36
						Rs	Rs	Rs	Rs	Rs
Chemicals and chemical preparations (excluding chemical manures and medicines)—										
Potassium Compounds— Saltpetre (III. C)—	Cwts.	Cwts.	Cwts.	Cwts.	Cwts.					
United Kingdom (including Channel Islands)	24,699	64,972	57,094	87,544	47,941	1,89,286	5,03,760	2,78,647	2,06,320	3,72,517
Ceylon (excluding Maldives)	53,260	23,582	21,103	40,409	19,794	2,42,320	1,87,029	1,44,372	2,59,555	1,22,640
Straits Settlements	3,129	2,087	4,206	4,577	4,927	29,246	42,760	57,558	65,372	52,328
Hongkong	410	12,008	8,308	5,228	56	2,800	1,86,205	85,406	61,732	474
Mauritius and Dependencies	45,827	42,167	22,054	70,227	71,921	4,55,202	2,11,407	5,70,222	5,82,108	5,35,244
British West India Islands (excluding Bahamas)	..	2,955	5,092	1,000	11,220	..	27,119	41,020	8,000	84,955
Commonwealth of Australia	440	670	1,680	740	964	2,695	6,729	14,124	5,050	9,121
Other British Possessions	209	280	242	471	664	2,995	5,029	2,920	5,708	6,562
TOTAL BRITISH EMPIRE	122,984	157,122	125,790	160,226	157,497	10,40,630	12,00,998	15,05,640	12,84,655	11,88,582
Belgium	12,000	12,000	82,000	96,000
Netherlands	2,000	16,500
Siam	697	479	12,252	11,570
Re-union	4,000	20,006
United States of America— Yid Atlantic Coast	..	1,220	9,508
Other Foreign Countries	257	229	222	407	227	5,014	4,040	4,176	5,243	5,127
TOTAL FOREIGN COUNTRIES	964	1,928	2,222	12,407	16,227	17,266	25,116	20,676	93,243	1,21,122
Share of Bengal	116,673	112,247	121,154	129,268	121,264	2,96,462	2,52,243	10,11,710	9,75,414	2,76,271
" Bombay	1,767	2,891	4,552	5,120	5,570	21,622	62,560	76,008	24,559	71,420
" Sind	12,422	41,222	52,400	41,144	48,420	1,19,222	2,02,706	4,22,609	2,17,900	2,71,500
" Madras	1	15	12
TOTAL	122,988	159,060	128,112	172,642	172,784	10,57,916	12,26,114	15,24,816	12,77,898	12,10,714
Other sorts (III. C)—										
TOTAL BRITISH EMPIRE	60	54	425	..
Iraq	3	27
Share of Bengal
" Bombay	60	3	425	27
TOTAL	60	3	54	425	27
Soda Compounds— Borax (III. C)—										
Straits Settlements	702	672	462	512	572	11,824	12,627	7,971	6,502	7,102
Hongkong	457	5	272	22	16	2,224	100	5,145	450	180
Other British Possessions	12	10	22	47	24	265	197	602	815	415
TOTAL BRITISH EMPIRE	1,171	687	756	581	612	20,973	12,924	13,719	7,767	7,697
TOTAL FOREIGN COUNTRIES	52	56	25	4	22	1,400	1,245	664	102	447
Share of Bengal	1,122	702	240	574	602	21,222	12,219	12,104	7,212	7,222
" Bombay	42	42	72	22	22	1,200	1,010	1,279	622	722
TOTAL	1,220	740	312	602	624	22,422	13,229	13,383	7,834	7,944
Other sorts (III. C)—										
TOTAL BRITISH EMPIRE	42	22	60	70	22	1,022	1,540	1,422	1,242	1,562
TOTAL FOREIGN COUNTRIES	21	147	100	124	52	2,165	4,689	2,722	2,720	1,022

No. 11—continued

ARTICLES, AND COUNTRIES OF FINAL DESTINATION; ALSO SHARE OF EACH PROVINCE	QUANTITY					VALUE				
	1931-32	1932-33	1933-34	1934-35	1935-36	1931-32	1932-33	1933-34	1934-35	1935-36
Chemicals and chemical preparations (excluding chemical manures and medicines)—continued						R	R	R	R	R
Soda Compounds—continued										
Other sorts (III. C)—continued	Cwts.	Cwts.	Cwts.	Cwts.	Cwts.					
Share of Bombay	129	235	178	204	147	3,247	6,545	4,147	4,908	2,562
" Madras	2	..	11
TOTAL	129	235	178	204	147	3,247	6,545	4,150	4,908	2,573
Magnesium compounds(a)—										
Magnesium chloride (III. C)—										
United Kingdom (including Channel Islands)	—	—	Cwts. 13,866	Cwts. 19,850	Cwts. 9,698	—	—	39,436	72,681	41,185
Other British Possessions	—	—	614	580	2	—	—	2,191	1,755	10
TOTAL BRITISH EMPIRE	—	—	13,480	19,880	9,700	—	—	41,627	74,436	41,195
Netherlands	—	—	6,883	4,785	4,307	—	—	10,480	17,545	17,280
Other Foreign Countries	—	—	1,781	1,986	103	—	—	5,677	7,906	640
TOTAL FOREIGN COUNTRIES	—	—	8,114	6,771	4,410	—	—	25,107	25,451	17,920
Share of Bombay	—	—	21,694	26,651	14,110	—	—	66,734	89,337	69,065
Other sorts	—	—	Cwts. ..	Cwts. ..	Cwts. ..	—	—
Other sorts of chemicals (III. C)—										
United Kingdom (including Channel Islands)	—	—	—	—	—	3,18,021	65,340	17,112	21,645	37,436
Aden and Dependencies	—	—	—	—	—	29,287	30,996	25,010	31,213	27,295
Ceylon (including Maldives)	—	—	—	—	—	28,230	47,657	41,429	51,011	60,215
Straits Settlements	—	—	—	—	—	4,932	5,532	2,495	3,186	3,390
Canada—										
Via Atlantic Coast	—	—	—	—	—	..	3,009	13,300	10,375	..
Commonwealth of Australia	—	—	—	—	—	9,960	369	670
Other British Possessions	—	—	—	—	—	10,302	3,980	11,443	10,293	7,229
TOTAL BRITISH EMPIRE	—	—	—	—	—	3,95,732	1,56,824	1,10,609	1,23,623	1,36,234
Norway	—	—	—	—	—	..	6,218
Germany	—	—	—	—	—	..	2,720	32,331
Netherlands	—	—	—	—	—	36,625	23,901	..	365	18,009
Italy (including Rome)	—	—	—	—	—	..	77,748	120
Native States in Arabia other than Maskat Territory and Trucial Oman	—	—	—	—	—	38,335	39,068	33,598	21,543	32,106
Japan	—	—	—	—	—	1,32,573	1,39,993	15,461	34,635	27
Italian East Africa (Somaliland and Britria)	—	—	—	—	—	2,897	3,981	5,043	4,125	6,223
Other Foreign Countries	—	—	—	—	—	14,670	13,263	6,771	7,643	13,743
TOTAL FOREIGN COUNTRIES	—	—	—	—	—	2,81,150	3,11,372	69,998	63,621	1,02,949
Share of Bengal	—	—	—	—	—	2,50,439	49,040	65,737	67,413	31,716
" Bombay	—	—	—	—	—	95,153	1,09,943	15,320	14,227	55,141
" Sind	—	—	—	—	—	77,444	74,705	66,075	53,396	65,356
" Madras	—	—	—	—	—	2,03,634	2,34,935	22,605	43,246	25,079
" Burma	—	—	—	—	—	157	22	2,175	13,553	11,891
TOTAL	—	—	—	—	—	6,26,882	4,68,696	1,71,802	1,97,444	2,39,183

(a) Separately recorded from 1933-34.

GENERAL EXPORTS

(520)

INDIAN MERCHANDISE

No. 11—continued

ARTICLES, AND COUNTRIES OF FINAL DESTINATION; ALSO SHARE OF EACH PROVINCE	QUANTITY					VALUE				
	1931-33	1932-33	1933-34	1934-35	1935-36	1931-33	1932-33	1933-34	1934-35	1935-36
						₹	₹	₹	₹	₹
Chemicals and chemical preparations (excluding chemical manures and medicines)—concluded										
<i>Total value of Chemicals and chemical preparations—</i>										
United Kingdom (including Channel Islands)	—	—	—	—	—	5,02,307	5,69,100	5,35,195	3,91,071	4,51,137
Aden and Dependencies	—	—	—	—	—	29,468	30,996	25,010	81,338	27,415
Bahrain Islands	—	—	—	—	—	3,589	1,071	5,789	2,504	1,074
Ceylon (excluding Maldives)	—	—	—	—	—	3,70,696	1,85,716	1,83,065	3,11,821	1,84,104
Straits Settlements	—	—	—	—	—	46,062	61,979	68,324	74,961	63,870
Hongkong	—	—	—	—	—	12,024	1,56,305	91,551	62,182	1,174
Mauritius and Dependencies	—	—	—	—	—	4,70,357	3,11,869	6,80,075	6,84,818	5,36,473
British West India Islands (excluding Bahamas)	—	—	—	—	—	..	37,189	41,030	8,000	80,935
Canada—										
Via Atlantic Coast	—	—	—	—	—	..	8,000	13,300	10,375	..
Commonwealth of Australia	—	—	—	—	—	13,655	7,158	14,884	6,425	9,801
Other British Possessions	—	—	—	—	—	9,735	8,419	12,054	13,665	12,578
TOTAL BRITISH EMPIRE	—	—	—	—	—	14,55,437	13,73,352	16,73,277	14,07,155	13,75,273
Foreign Countries										
Norway	—	—	—	—	—	..	6,218
Germany	—	—	—	—	—	..	2,720	82,831
Netherlands	—	—	—	—	—	36,625	23,901	35,930	18,410	35,231
Belgium	—	—	—	—	—	..	2,840	..	89,339	96,800
Italy (excluding Fiume)	—	—	—	—	—	..	77,748	1,270	950	..
Mascat Territory and Trucial Oman	—	—	—	—	—	6,677	7,635	4,394	4,502	4,254
Other Native States in Arabia	—	—	—	—	—	41,610	41,748	36,798	24,897	35,380
Siam	—	—	—	—	—	12,342	11,790	879	90	..
Japan	—	—	—	—	—	1,38,578	1,39,398	15,461	34,655	27
Italian East Africa (Somaliland and Eritrea)	—	—	—	—	—	2,897	3,976	5,043	4,126	5,223
Reunion	—	—	—	—	—	30,005
United States of America—										
Via Atlantic Coast	—	—	—	—	—	3,238	9,506	20	..	3,630
Via Pacific	—	—	—	—	—	10	..
Other Foreign Countries	—	—	—	—	—	10,049	10,157	10,367	14,379	8,986
TOTAL FOREIGN COUNTRIES	—	—	—	—	—	2,52,041	3,43,232	1,10,162	1,91,837	2,53,443
Share of Bengal										
Bombay	—	—	—	—	—	11,78,234	9,32,107	10,00,895	10,60,044	9,65,909
Madras	—	—	—	—	—	1,31,137	1,81,057	1,59,239	2,04,723	1,33,937
Burma	—	—	—	—	—	1,97,376	3,73,412	5,03,332	3,76,196	4,36,356
TOTAL	—	—	—	—	—	167	22	22,603	43,961	25,193
TOTAL	—	—	—	—	—	17,10,478	17,16,584	17,83,439	16,83,492	16,28,716
Coal and coke—										
Coal (II. A)—										
United Kingdom (including Channel Islands)	Tons	Tons	Tons	Tons	Tons					
Ceylon (excluding Maldives)	272,680	169,081	222,996	215,605	133,618	32,91,260	20,05,097	25,83,165	22,97,569	12,58,319
Straits Settlements	23,431	20,550	5,391	29,719	16,589	2,49,574	1,92,143	53,316	1,81,207	99,684
Hongkong	162,265	188,571	99,285	55,384	41,270	14,13,584	13,75,855	6,54,778	3,82,304	2,83,936
Union of South Africa	620	3,387	5,580	23,151
Mauritius and Dependencies	1,180	2,517	922	1,013	1,001	12,980	27,637	10,142	11,143	11,011
Commonwealth of Australia	1,355	20,416	..
Other British Possessions	122	173	74	1,463	3,700	1,350
TOTAL BRITISH EMPIRE	472,258	412,421	353,561	303,595	195,466	50,80,423	39,65,701	36,37,433	28,42,734	16,81,161

No. 11—continued

ARTICLES, AND COUNTRIES OF FINAL DESTINATION; ALSO SHARE OF EACH PROVINCE	QUANTITY					VALUE				
	1931-32	1932-33	1933-34	1934-35	1935-36	1931-32	1932-33	1933-34	1934-35	1935-36
	Tons	Tons	Tons	Tons	Tons	R	R	R	R	R
Coal and Coke—continued										
Coal (II. A)—continued										
Iraq	85	258	220	242	524	952	7,256	5,810	5,733	11,008
Iran	1,133	70	14,038	1,500
Java	1,024	8,192
Siam	2,330	2,036	13,930	12,216
Philippines	37,007	8,278	6,242	3,17,769	69,224	39,012
Japan	4,688	1,249	38,775	10,002
China (exclusive of Hong- kong and Macao)	..	27,520	7,869	2,495	3,09,850	51,138	15,598	..
Argentine Republic (includ- ing the Atlantic Coast of Patagonia).	..	1,285	8,937
Other Foreign Countries .	1	18	2	27	..	20	310	69	648	..
TOTAL FOREIGN COUNTRIES .	42,864	39,652	14,833	5,094	2,560	3,71,557	4,14,471	96,024	35,949	23,224
Share of Bengal	514,943	451,854	372,593	308,420	197,801	52,45,323	43,67,859	37,08,778	28,72,307	16,93,357
.. Bombay	100	173	74	3,895	3,980	1,850
.. Sind	73	305	122	269	324	2,442	8,076	5,879	6,376	11,025
.. Madras	1	30	30	637	30
TOTAL	515,117	452,078	372,804	308,689	198,025	54,51,985	48,80,172	37,17,507	28,78,683	17,04,445
Coke (III. U)—										
Ceylon (excluding Maldives).	486	397	82	519	534	9,998	8,143	2,026	8,443	8,549
Straits Settlements	627	340	342	596	232	13,030	7,337	6,876	11,544	3,786
Federated Malay States . . .	709	77	107	129	263	13,815	1,750	2,599	2,650	3,571
Hongkong	1,176	161	1,139	543	..	17,917	3,220	16,118	6,598
Other British Possessions . .	7	68	61	25	42	253	1,230	1,232	500	331
TOTAL BRITISH EMPIRE .	1,829	2,053	753	2,458	1,664	37,096	36,427	15,958	39,250	23,335
TOTAL FOREIGN COUNTRIES .	41	88	74	176	135	1,370	2,630	1,935	4,000	4,743
Share of Bengal	1,328	2,074	757	2,478	1,661	37,063	37,012	16,021	39,610	23,333
.. Bombay	33	37	47	82	92	1,303	1,530	1,467	1,660	3,229
.. Sind	4	5	33	104	45	100	115	450	2,030	1,545
.. Madras	1	31
.. Burma	30	410	5
TOTAL	1,370	2,136	827	2,634	1,799	38,966	39,057	17,938	43,250	28,033
Total Coal and Coke—										
United Kingdom (including Channel Islands)	11,955	31,549	29,892	18	2	1,05,832	3,61,539	3,18,232	95	31
Ceylon (excluding Maldives).	273,166	189,478	223,078	216,124	133,162	38,01,258	20,13,240	25,90,101	23,08,012	12,66,868
Straits Settlements	24,058	20,330	5,733	30,315	10,371	2,62,604	1,99,480	60,102	1,92,751	1,03,470
Federated Malay States	806	102	107	129	263	14,338	2,250	2,599	2,650	3,571
Hongkong	162,370	189,747	99,447	56,573	41,313	14,13,884	13,93,772	6,57,998	3,48,417	2,90,584
Union of South Africa	620	3,987	5,530	28,161
Mauritius and Dependencies	1,180	2,517	922	1,013	1,001	12,930	27,037	10,142	11,143	11,011
Commonwealth of Australia	1,356	20,416	..
Other British Possessions . . .	27	191	135	25	40	503	4,160	3,032	500	300
TOTAL BRITISH EMPIRE .	474,092	414,474	359,314	308,053	197,139	51,17,524	40,02,138	36,37,436	28,81,984	17,04,436

GENERAL EXPORTS

(522)

INDIAN MERCHANDISE

No. 11—continued

ARTICLES, AND COUNTRIES OF FINAL DESTINATION; ALSO SHARE OF EACH PROVINCE	QUANTITY					VALUE				
	1931-32	1932-33	1933-34	1934-35	1935-36	1931-32	1932-33	1933-34	1934-35	1935-36
Coal and Coke—concluded										
Total Coal and Coke—continued	Tons	Tons	Tons	Tons	Tons	R	R	R	R	Rs
Iraq	73	303	201	407	609	2,722	3,181	7,680	9,543	13,693
Iran	1,187	70	50	14,133	1,500	1,023
Java	1,024	8,192
Siam	2,330	2,086	18,980	12,216
Philippines	37,007	8,278	6,242	10	..	3,17,769	69,224	39,012	150	..
Japan	4,633	1,249	33,773	10,002
China (exclusive of Hong-kong and Macao)	27,556	7,809	2,493	3,10,555	51,133	15,693	..
Argentine Republic (including the Atlantic Coast of Patagonia)	1,235	3,337
Other Foreign Countries	1	13	5	23	..	20	310	184	673	..
TOTAL FOREIGN COUNTRIES	43,005	39,735	14,407	5,270	2,695	2,73,427	4,17,101	98,003	39,949	23,032
Share of Bengal	516,771	453,633	373,355	310,898	199,192	54,33,391	44,04,371	37,23,799	29,11,917	17,16,640
.. Bombay	133	310	121	52	93	4,493	3,500	3,317	1,500	3,339
.. Sind	77	311	345	373	549	2,542	3,191	6,339	3,456	19,613
.. Madras	1	30	1	29	557	43
.. Burma	30	410	3
TOTAL	516,987	454,209	373,731	311,323	199,324	54,90,951	44,10,239	37,35,445	29,21,933	17,32,523
Coal shipped for the use of steamers, etc., engaged in the foreign trade*—	Tons	Tons	Tons	Tons	Tons					
Share of Bengal	410,635	493,339	369,096	371,504	436,316	—	—	—	—	—
.. Bombay	143,294	133,242	133,331	113,324	104,693	—	—	—	—	—
.. Sind	7,365	9,422	5,490	4,631	7,351	—	—	—	—	—
.. Madras	4,973	3,443	1,312	4,316	2,735	—	—	—	—	—
.. Burma	21,121	12,532	6,313	3,307	5,331	—	—	—	—	—
TOTAL	592,748	558,622	495,592	502,012	547,426	—	—	—	—	—
Coffee (T. I.)—	Cwts.	Cwts.	Cwts.	Cwts.	Cwts.					
United Kingdom (including Channel Islands)	44,059	51,868	50,414	36,005	73,071	27,34,333	33,91,333	30,31,924	21,42,533	33,02,091
Bahrain Islands	2,316	234	1,132	45	116	1,43,773	20,641	71,813	1,913	4,003
Ceylon (excluding Maldives)	245	206	231	221	144	13,353	15,033	13,534	14,533	7,129
Canada—										
Vid Atlantic Coast	307	300	100	505	100	15,112	19,500	6,000	31,320	5,023
" Pacific "	300	300	25,500	19,500
Commonwealth of Australia	2,459	5,635	4,604	5,993	5,332	1,40,927	3,40,162	2,57,704	3,33,901	2,79,232
New Zealand	505	351	1,252	1,234	797	33,003	52,175	70,303	63,157	36,513
Other British Possessions	60	24	119	90	27	4,125	2,332	3,271	6,142	1,323
TOTAL BRITISH EMPIRE	50,751	59,463	57,362	44,993	80,117	31,31,141	33,60,533	34,00,194	25,93,531	41,35,322
Sweden	250	447	169	75	222	13,250	25,375	9,495	3,750	3,713
Norway	15,909	13,319	15,173	15,393	16,721	2,46,432	10,93,231	3,01,200	6,99,331	7,45,632
Denmark	1,304	690	1,100	232	321	31,390	41,435	52,400	9,600	13,230
Germany	13,313	13,214	13,374	6,635	10,059	9,94,325	3,52,320	9,39,004	3,32,334	4,39,323
Netherlands	9,423	9,355	3,315	1,373	1,453	5,65,322	6,00,309	4,50,332	30,425	39,333
Belgium	6,370	6,966	12,303	3,137	12,377	3,31,347	5,50,433	6,70,335	4,27,019	6,11,179
France	43,070	54,231	60,133	52,995	32,304	25,57,507	32,19,454	31,39,273	24,90,642	35,97,137
Italy (including Trieste)	5,514	4,309	3,311	5,951	6,539	3,33,990	2,39,933	4,42,201	3,02,743	3,37,333
Turkey, Asiatic	3,533	3,297	1,31,337	1,40,333
Native States in Arabia other than Maskat Territory and Trucial Oman	673	261	99	143	..	33,725	15,730	6,000	3,335	..
Iraq	5,523	6,053	4,561	3,033	1,453	3,25,999	3,63,335	2,52,074	1,04,543	62,171
Algeria	313	370	390	32	232	19,030	37,930	22,300	4,125	14,677

* Coal shipped for the use of steamers, etc., is not an export in the ordinary acceptation of the term, and the value thereof is, accordingly, not included in these Accounts.

No. 11—continued

ARTICLES, AND COUNTRIES OF FINAL DESTINATION; ALSO SHARE OF EACH PROVINCE	QUANTITY					VALUE				
	1931-32	1932-33	1933-34	1934-35	1935-36	1931-32	1932-33	1933-34	1934-35	1935-36
	Cwts.	Cwts.	Cwts.	Cwts.	Cwts.	Rs	Rs	Rs	Rs	Rs
Coffee (I. I.)—continued										
United States of America—										
Via Atlantic Coast	..	310	21,085	..	68	..
" Pacific "	121	201	7,200	13,057	..
Other Foreign Countries	169	134	33	81	..	7,354	7,049	1,885	4,112	..
TOTAL FOREIGN COUNTRIES	104,849	113,709	123,143	95,307	135,334	62,68,951	71,20,324	67,85,194	49,72,111	60,33,727
Share of Bengal	2	1	235	29	14
" Bombay	2,380	1,365	1,309	356	2,168	1,55,897	92,144	84,309	19,538	90,097
" Sind	17	865
" Madras	152,180	171,311	184,636	140,577	313,654	92,92,021	1,08,33,177	1,01,60,579	72,50,104	1,01,22,373
" Burma	21	30	129	1,054	1,000	6,000
TOTAL	155,600	173,177	185,995	140,963	215,951	94,50,102	1,09,81,410	1,02,45,383	72,70,692	1,02,10,549
Cotton—										
Unmanufactured (II. B)—										
United Kingdom (including Channel Islands)	48	3	..	13	21	10,515	295	..	2,040	3,661
Other British Possessions	11	19	..	1	6	4,766	5,095	650	405	1,841
TOTAL BRITISH EMPIRE	59	22	..	14	27	15,281	5,890	650	2,445	5,502
Belgium	12	3	5	3	30	2,800	420	600	1,400	5,870
France	76	11,739
Other Foreign Countries	25	3	1	32	48	6,463	937	325	5,839	8,209
TOTAL FOREIGN COUNTRIES	37	6	6	40	154	9,263	1,407	925	7,239	25,809
Share of Bengal	..	1	1	..	303	64	..	120
" Bombay	11	13	1	6	7	4,326	5,245	391	1,235	2,236
" Sind	40
" Madras	85	9	6	49	173	19,717	1,349	630	6,449	23,835
TOTAL	96	28	6	54	181	24,543	6,797	1,685	9,734	31,311
Manufactured (excluding Hops)—										
Cotton yarn (III. U.) ^a —										
United Kingdom (including Channel Islands)	77,154	83,943	89,251	8,12,094	8,71,170	8,62,175
Palestine	40	525	400	5,250
Aden and Dependencies	273	397	530	4,004	4,417	6,500
Bahrain Islands	613	262	380	5,324	2,070	6,379
Ceylon (excluding Maldives)	3,251	3,768	1,114	63,261	30,660	11,291
Straits Settlements	1,455	1,341	1,491	13,123	15,368	19,656
Union of South Africa	10,189	8,926	9,591	37,241	37,635	97,562
Zanzibar and Pemba	312	236	424	4,159	3,622	5,170
Kenya Colony	323	602	1,453	7,335	9,336	16,710
Mauritius and Dependencies	634	955	765	13,693	13,347	11,342
Canada—										
Via Atlantic Coast	1,735	2,440	2,923	15,930	20,625	26,311
Commonwealth of Australia	2,413	3,141	1,814	27,102	32,047	19,303
Other British Possessions	149	337	114	2,115	6,995	1,420
TOTAL BRITISH EMPIRE	103,806	105,683	110,685	10,65,442	10,97,592	10,90,069
Finland	1,410	4,555	3,159	16,339	41,455	35,127
Sweden	2,748	4,123	3,315	25,314	35,317	35,415
Poland (including Danzig)	801	1,530	393	7,905	14,415	3,730
Norway	3,433	2,775	7,373	32,596	23,309	74,733
Denmark	2,705	5,574	7,455	24,075	49,901	71,555
Germany	131,157	104,593	159,531	12,92,493	10,59,375	15,73,163

^a Separately recorded from 1933-34.

GENERAL EXPORTS

(524)

INDIAN MERCHANDISE

No. 11—continued

ARTICLES, AND COUNTRIES OF FINAL DESTINATION; ALSO SHARE OF EACH PROVINCE	QUANTITY					VALUE				
	1931-32	1932-33	1933-34	1934-35	1935-36	1931-32	1932-33	1933-34	1934-35	1935-36*
			Cwts.	Cwts.	Cwts.			Rs	Rs	Rs
Wool—continued										
<i>Manufactured (excluding Rope)—continued</i>										
Wool Yarn (III. U)*—continued										
Netherlands			101,284	104,276	80,025			11,67,431	11,74,042	9,52,164
Belgium			78,033	60,123	54,155			7,41,958	5,87,090	5,00,001
France			53,272	51,623	44,022			5,15,333	5,28,420	4,47,813
Portugal (including Azores and Madeira)			19,054	14,558	26,886			1,69,555	1,50,937	2,08,301
Italy (including Fiume)			39,941	49,076	25,291			3,99,666	4,98,957	2,65,427
Spain			2,349	2,490	5,715			23,988	28,140	60,840
Greece (including Crete)			651	2,284	1,993			7,847	22,839	20,304
Roumania			680	1,239	1,602			7,560	12,391	15,990
Turkey, European			1,149	2,253				17,160	22,133	
Turkey, Asiatic				1,355	2,532				12,330	24,341
Mascat Territory and Trucial Oman			843	892	1,630			6,738	6,322	11,769
Other Native States in Arabia			1,637	1,693	1,412			12,762	10,313	12,701
Iraq			2,247	3,060	4,453			18,507	30,338	35,061
Siam			111	815	66			2,115	10,331	919
French Indo-China			2,001	3,000	11,274			14,803	23,812	1,01,114
Japan			5,064	9,637	9,556			41,668	97,399	96,240
China (exclusive of Hongkong and Macao)			175	243	597			1,711	2,692	6,423
United States of America— Via Atlantic Coast			13,326	13,493	23,505			1,41,612	1,53,637	2,32,392
" Pacific "			765	3,501	420			8,850	33,643	3,970
Other Foreign Countries			373	739	332			5,131	3,307	3,345
TOTAL FOREIGN COUNTRIES			460,119	447,116	491,339			47,33,298	46,47,579	49,53,359
<i>Share of Bengal</i>			735	1,663	733			15,313	30,339	13,213
" Bombay "			1,123	1,190	1,372			17,191	17,461	30,670
" Sind "			10	9	59			35	33	476
" Madras "			561,345	549,003	539,612			37,34,311	37,01,093	60,13,360
" Burma "			77	429	504			340	3,211	6,719
TOTAL			563,925	552,304	602,524			57,33,740	57,45,171	60,53,423
Mats and Matting (III. U)*—										
United Kingdom (including Channel Islands)			Cwts.	Cwts.	Cwts.					
Aden and Dependencies			33,367	45,333	44,005			10,39,773	14,03,969	14,03,049
Ceylon (excluding Maldives)				456	14				6,102	365
Union of South Africa			16	521	292			110	16,563	7,570
Commonwealth of Australia			347	2,033	750			13,034	43,699	27,536
New Zealand			2,279	3,394	2,925			61,223	33,043	59,233
Other British possessions			557	2,042	335			13,033	54,254	25,546
TOTAL BRITISH EMPIRE			37,440	54,592	49,597			11,44,043	16,24,334	15,34,641
Sweden			94	601	637			5,040	23,323	49,950
Norway					62					5,040
Netherlands			1,119	1,776	772			53,373	77,447	35,537
Belgium				10	156				600	10,410
Portugal (including Azores and Madeira)			13	672	24				6,720	510
Iraq			29	84	775			632	2,002	21,090
China (exclusive of Hongkong and Macao)			270	313	273			7,092	6,430	9,132
Egypt			32	19	261			2,630	447	5,973
Portuguese East Africa			57	59	33			3,350	2,170	5,323
United States of America— Via Atlantic Coast			2,219	3,337	2,003			63,737	1,11,123	59,797
" Pacific "			1,732	510	521			43,339	10,062	13,144
Other Foreign Countries			234	944	363			5,272	19,594	8,329
TOTAL FOREIGN COUNTRIES			5,349	8,630	9,000			1,95,117	2,71,467	2,24,756
<i>Share of Bengal</i>			17	33	4			370	476	353
" Bombay "			129	354	307			4,037	7,316	6,177
" Sind "			11	3	3			170	135	116
" Madras "			4,133	62,013	55,333			13,34,633	13,37,927	17,52,656
" Burma "				10	10				597	199
TOTAL			43,239	63,223	55,597			13,39,135	13,96,351	17,59,397
Other Sorts (III. U)*—										
United Kingdom (including Channel Islands)			Cwts.	Cwts.	Cwts.					
Commonwealth of Australia			12,745	7,754	24,733			4,32,030	2,53,323	3,59,423
Other British possessions			164	137	279			3,692	1,331	5,034
TOTAL BRITISH EMPIRE			13,138	8,150	25,156			4,32,722	2,54,654	3,64,457

* Separately recorded from 1933-34.

No. 11—continued

ARTICLES, AND COUNTRIES OF FINAL DESTINATION, ALSO SHARE OF EACH PROVINCE	QUANTITY					VALUE				
	1981-82	1982-83	1983-84	1984-85	1985-86	1981-82	1982-83	1983-84	1984-85	1985-86
			Cwts.	Cwts.	Cwts.	Rs.	Rs.	Rs.	Rs.	Rs.
<i>Cote-d'Ivoire</i> —continued (excluding Rope)—continued Other Sorts (III, U)— continued Netherlands	—	—	1,194	694	276	—	—	97,860	86,785	16,560
United States of America— Via Atlantic Coast	—	—	49	489	544	—	—	2,401	23,437	32,486
“ Pacific “	—	—	..	20	104	—	—	..	210	5,820
Other Foreign Countries	—	—	266	810	66	—	—	6,519	9,784	2,685
TOTAL FOREIGN COUNTRIES	—	—	1,509	2,013	900	—	—	1,06,270	72,216	56,551
<i>Share of Bengal</i>	—	—	5	2	1	—	—	173	109	24
“ Bombay	—	—	87	155	37	—	—	1,321	4,515	1,120
“ Madras	—	—	14,875	10,308	26,308	—	—	5,65,315	3,30,402	9,30,244
TOTAL	—	—	14,647	10,368	26,346	—	—	5,66,819	3,35,026	9,31,388
<i>Total of Cote Manufactured</i> (excluding Rope) (III, U)— Cwts.										
United Kingdom (including Channel Islands)	117,000	99,800	123,760	137,540	158,642	20,16,174	18,87,701	23,03,892	25,27,962	31,24,640
Palestine	52	115	634	2,629	2,853	7,463
Aden and Dependencies	140	880	800	999	550	2,903	9,141	4,214	12,914	7,015
Bahrain Islands	720	220	600	266	882	3,938	2,099	5,404	2,150	6,394
Ceylon (including Maldives)	1,160	1,140	3,340	3,354	1,432	17,571	18,497	69,744	49,074	19,215
Straits Settlements	1,480	1,080	1,520	1,521	1,523	20,178	11,758	19,378	13,870	21,185
Federated Malay States	40	..	20	409	49	1,170	125	265	7,364	692
Union of South Africa	5,800	5,120	10,520	10,959	10,405	69,892	46,662	1,01,275	1,36,234	1,28,019
Zanzibar and Pemba	360	400	840	236	428	5,718	7,691	4,239	3,622	5,340
Kenya Colony	560	620	600	705	1,584	9,918	10,258	9,908	12,976	18,550
Mauritius and Dependencies	980	2,820	680	972	795	17,676	8,415	13,898	13,862	12,666
Canada— Via Atlantic Coast	1,480	920	1,760	2,451	2,977	22,600	6,650	15,950	20,940	23,771
“ Pacific “	120	25	19	3,680	2,375	520
Commonwealth of Australia	1,060	160	4,830	6,672	4,518	19,112	1,325	91,982	1,10,476	83,625
New Zealand	280	..	720	2,042	993	7,975	..	21,442	54,254	29,023
Other British Possessions	100	160	148	323	257	2,465	2,159	2,200	4,360	5,621
TOTAL BRITISH EMPIRE	131,160	113,120	154,360	168,630	185,638	22,21,780	16,07,481	26,70,039	29,85,266	34,99,547
Finland	80	700	1,426	4,555	3,201	1,000	3,385	16,380	41,455	35,967
Sweden	1,020	2,200	2,820	4,729	4,005	12,635	23,381	30,354	64,149	65,515
Norway	2,230	3,640	3,460	2,775	7,940	27,660	35,453	32,596	28,300	79,778
Poland (including Danzig)	820	1,630	396	7,905	14,415	3,789
Denmark	980	1,760	2,700	5,608	7,532	11,607	17,323	27,625	50,689	74,096
Germany	92,480	102,120	131,460	106,612	159,591	11,59,292	10,61,488	12,03,223	10,59,905	15,73,956
Netherlands	86,840	105,000	103,720	106,746	90,073	12,61,426	12,08,400	13,16,146	12,38,274	10,03,271
Belgium	84,980	65,780	73,040	56,332	54,312	11,23,918	6,80,085	7,41,058	5,89,890	5,70,521
France	72,180	75,000	53,300	51,623	44,023	9,16,442	7,39,176	5,16,333	5,23,425	4,47,851
Spain	2,280	1,680	2,360	2,400	5,715	35,220	17,070	23,063	25,140	60,840
Portugal (including Azores and Madeira)	3,300	5,220	19,080	15,234	23,910	40,545	50,016	1,90,065	1,57,705	2,69,011
Italy (including Fiume)	30,340	39,240	39,900	48,173	25,364	4,11,958	4,03,859	3,99,916	5,01,273	2,07,827
Roumania	140	560	620	1,239	1,602	1,800	3,240	7,560	12,391	15,990
Greece (including Crete)	600	640	640	2,239	1,999	7,494	10,860	7,347	23,139	20,424
Turkey, European	520	360	1,160	2,233	..	9,870	5,175	17,180	32,133	..
Turkey, Asiatic	20	80	..	2,024	2,570	176	750	..	16,910	24,436
Mascat Territory and Tru- cial Oman	640	1,860	840	895	1,900	9,607	16,047	6,733	6,365	11,304
Other Native States in Arabia	1,620	3,830	1,540	2,000	1,455	15,973	27,977	12,984	20,858	13,813
Iraq	3,160	3,800	2,260	3,379	5,233	32,710	33,530	19,139	34,654	56,171
Siam	120	120	100	857	83	2,903	2,537	3,573	11,946	1,534
French Indo-China	2,000	3,000	11,274	14,946	23,812	1,01,114
Japan	6,620	5,560	5,060	10,017	9,556	79,614	51,320	41,663	1,01,544	90,240
China (exclusive of Hong- kong and Macao)	400	240	440	624	876	4,551	2,013	3,713	9,364	15,539
Egypt	60	300	295	273	320	2,385	7,121	3,710	6,112
Portuguese East Africa	20	81	215	522	..	2,522	3,913	4,300	10,552
United States of America— Via Atlantic Coast	5,960	4,680	15,560	17,613	31,057	1,28,738	95,317	2,12,750	2,90,246	3,71,675
“ Pacific “	100	2,480	4,031	1,045	..	6,120	57,239	49,920	22,534
Other Foreign Countries	580	660	119	610	532	6,596	5,275	2,233	9,237	6,200
TOTAL FOREIGN COUNTRIES	396,840	424,960	467,540	457,759	493,829	53,12,034	45,09,633	50,24,635	49,91,262	52,40,666

*Separately recorded from 1933-34.

GENERAL EXPORTS)

INDIAN MERCHANDISE

No. 11—continued

ARTICLES, AND COUNTRIES OF FINAL DESTINATION; ALSO SHARE OF EACH PROVINCE	QUANTITY					VALUE				
	1931-32	1932-33	1933-34	1934-35	1935-36	1931-32	1932-33	1933-34	1934-35	1935-36
						₹	₹	₹	₹	₹
Coir—concluded										
<i>Total of Coir Manufactured (excluding Rope) (III, U) —continued</i>	<i>Cwts.</i>	<i>Cwts.</i>	<i>Cwts.</i>	<i>Cwts.</i>	<i>Cwts.</i>					
Share of Bengal	1,380	2,330	320	1,593	791	25,360	10,115	16,200	20,914	12,404
" Bombay	1,120	1,400	1,300	1,499	1,516	26,103	26,440	22,559	29,133	27,067
" Sind	69	20	17	52	278	723	255	217	392
" Madras	426,010	433,669	619,680	622,723	631,368	74,79,633	69,78,326	76,64,314	79,76,437	87,01,260
" Burma	340	80	80	443	514	5,523	1,469	340	6,303	6,000
TOTAL	527,800	538,060	621,900	626,329	634,467	75,23,814	60,17,114	4,724	79,76,543	87,49,213
Total Coir	529,720	538,640	622,020	627,469	635,067	75,63,357	60,23,911	70,06,359	79,86,232	87,80,524
	<i>Lbs.</i>	<i>Lbs.</i>	<i>Lbs.</i>	<i>Lbs.</i>	<i>Lbs.</i>					
Coral (II, B)
 Cordage and rope of vegetable fibre (excluding jute and cotton) (III, U)—										
<i>United Kingdom (including Channel Islands)</i>	<i>Cwts.</i>	<i>Cwts.</i>	<i>Cwts.</i>	<i>Cwts.</i>	<i>Cwts.</i>					
Aden and Dependencies	784	1,769	921	1,073	842	21,334	26,102	23,066	23,403	23,663
Bahrain Islands	251	644	164	120	330	5,549	5,193	1,565	960	6,335
Ceylon (excluding Maldives)	924	727	510	477	523	25,935	16,005	10,106	11,033	12,470
Straits Settlements	23,109	19,833	25,350	23,366	25,225	4,90,794	3,86,322	4,00,899	4,08,466	3,76,451
Hongkong	531	2,274	452	211	461	11,924	22,452	6,754	2,913	6,467
Mauritius and Dependencies	279	504	466	447	39	7,307	14,032	3,044	3,339	1,660
Other British Possessions	1,542	474	461	439	652	14,093	12,200	9,172	8,225	9,166
TOTAL BRITISH EMPIRE	29,342	27,459	29,314	22,852	31,026	6,10,931	4,96,506	4,74,552	4,73,215	4,53,207
Turkey, Asiatic	40	56	..	3,254	721	320	1,120	..	23,543	5,047
Mascat Territory and Trucial Oman	1,501	2,302	961	2,561	2,334	22,674	27,152	8,303	21,533	16,949
Other Native States in Arabia	2,916	4,497	2,423	1,668	753	26,503	49,014	24,323	17,770	6,679
Iraq	2,213	2,220	1,027	1,449	1,331	13,612	16,432	17,262	11,373	11,156
Iran	310	665	131	337	301	3,411	5,035	1,512	7,135	12,219
Java	547	321	140	52	121	14,102	6,517	2,670	1,143	2,233
Celabes and other Islands	234	1,141	733	1,141	1,130	6,536	24,509	12,315	13,793	13,560
Siam	4,463	4,132	3,446	5,302	6,690	96,077	33,333	33,939	33,304	1,02,030
French Indo-China	1,316	1,620	1,639	3,143	2,906	31,762	35,363	30,619	37,137	51,367
China (exclusive of Hongkong and Macao)	279	393	411	256	139	3,400	10,219	9,275	4,351	3,011
Portuguese East Africa	53	323	26	40	45	1,027	7,222	650	350	600
Other Foreign Countries	236	217	591	369	61	5,155	3,619	3,344	5,732	732
TOTAL FOREIGN COUNTRIES	15,313	13,442	12,433	20,120	17,137	2,42,534	2,76,140	1,30,767	2,57,734	2,27,033
Share of Bengal	13,679	13,363	13,043	21,945	19,620	4,51,732	3,65,329	3,20,339	3,73,341	3,42,303
" Bombay	1,173	1,075	379	343	315	21,697	17,906	14,193	17,102	17,336
" Sind	34	43	33	32	155	309	417	360	633	1,600
" Madras	11,419	12,679	3,672	11,717	9,640	1,29,043	1,32,727	39,066	1,01,371	35,143
" Burma	13,300	14,333	14,679	13,235	17,627	2,30,074	2,54,767	2,22,163	2,43,517	2,33,333
TOTAL	44,555	45,901	42,302	52,972	48,163	8,53,515	7,72,046	6,55,319	7,35,099	6,85,240

No. 11—continued

ARTICLES, AND COUNTRIES OF FINAL DESTINATION; ALSO SHARE OF EACH PROVINCE	QUANTITY					VALUE				
	1931-32	1932-33	1933-34	1934-35	1935-36	1931-32	1932-33	1933-34	1934-35	1935-36
Drugs and Medicines (excluding Chemicals and Narcotics)—						R	R	R	R	R
<i>Asafetida (III. C)—</i>	Cwts.	Cwts.	Cwts.	Cwts.	Cwts.					
TOTAL BRITISH EMPIRE	97	25	38	41	77	2,849	2,770	3,099	3,712	5,320
TOTAL FOREIGN COUNTRIES	1	1	50	30	40
Share of Bengal	30	2	14	685	185	62	312	699
" Bombay	6	1	37	105	30	705
" Madras	17	25	39	39	37	2,164	2,585	2,932	3,497	3,956
TOTAL	97	25	38	42	78	2,849	2,770	3,149	3,742	5,360
Camphor (III. C)—	Lbs.	Lbs.	Lbs.	Lbs.	Lbs.					
Mauritius and Dependencies	7,784	1,416	323	13,281	2,065	560
Other British Possessions	302	560	23	1,150	575	100
TOTAL BRITISH EMPIRE	8,126	1,978	356	14,431	2,640	660
Share of Bengal	8,126	1,978	356	14,431	2,640	640
" Madras	20
TOTAL	8,126	1,978	356	14,431	2,640	660
Guaiacum bark (III. C)—	Lbs.	Lbs.	Lbs.	Lbs.	Lbs.					
United Kingdom (including Channel Islands)	84,558	6,629	94,841	1,41,793	14,122	31,707	1,908	29,589	42,371	3,530
Ceylon (excluding Maldives)	4,480	2,400	2,000	600
TOTAL BRITISH EMPIRE	89,038	9,029	94,841	1,41,793	14,122	33,707	2,508	29,589	42,371	3,530
TOTAL FOREIGN COUNTRIES	9,998	2,772
Share of Madras	39,038	9,029	94,841	1,41,793	34,118	33,707	2,508	29,589	42,371	6,302
Galangal (III. C)—	Cwts.	Cwts.	Cwts.	Cwts.	Cwts.					
TOTAL BRITISH EMPIRE	43	31	37	26	..	303	401	460	426	..
Iran	385	174	69	69	..	16,446	2,939	990	1,056	..
Other Foreign Countries	174	110	58	23	12	3,098	1,505	791	484	330
TOTAL FOREIGN COUNTRIES	1,059	284	127	97	12	19,599	4,444	1,781	1,490	330
Share of Bombay	1,103	308	154	123	12	20,341	4,345	2,341	1,916	330
Nux Vomica (Strychnia) (III. C)—	Cwts.	Cwts.	Cwts.	Cwts.	Cwts.					
United Kingdom (including Channel Islands)	4,751	14,467	14,086	13,141	4,482	29,391	33,664	34,719	77,796	29,658
Hongkong	630	307	269	631	495	3,600	5,370	1,327	4,165	1,055
Commonwealth of Australia	5	10	910	205	5	250	450	9,410	1,450	250
Other British Possessions	330	2	30	4	602	2,085	47	270	54	3,550
TOTAL BRITISH EMPIRE	5,716	15,286	15,295	18,091	5,524	35,326	39,531	46,226	83,465	34,613

GENERAL EXPORTS

INDIAN MERCHANDISE

(528)

No. 11—continued

ARTICLES, AND COUNTRIES OF FINAL DESTINATION; ALSO SHARE OF EACH PROVINCE	QUANTITY					VALUE				
	1931-32	1932-33	1933-34	1934-35	1935-36	1931-32	1932-33	1933-34	1934-35	1935-36
						R	R	R	R	R
Drugs and Medicines (excluding Chemicals and Narcotics)—continued										
<i>Nux Vomica (Strychnia) (III. O)—continued</i>										
Germany	1,152	1,324	1,764	3,051	2,003	6,772	8,160	8,308	13,345	8,471
Netherlands	4,800	..	10,406	..	40	20,700	..	55,327	..	243
France	879	781	513	3,020	29	5,151	3,665	2,023	12,070	128
Japan	320	300	930	418	..	1,904	1,300	5,318	2,397
United States of America— Via Atlantic Coast	7,839	1,726	30,773	42,335	8,002	42,426	8,730	1,34,878	2,24,793	45,100
" Pacific	3,501	1,000	20,400	3,000
Other Foreign Countries	603	41	10	173	17	2,983	174	50	1,380	210
TOTAL FOREIGN COUNTRIES	15,073	4,692	43,763	52,010	11,569	78,037	22,033	2,02,441	2,77,306	59,563
<i>Share of Bengal</i>	<i>6,411</i>	<i>1,159</i>	<i>11,529</i>	<i>14,621</i>	<i>560</i>	<i>30,215</i>	<i>7,415</i>	<i>63,199</i>	<i>83,746</i>	<i>2,017</i>
" <i>Bombay</i>	<i>54</i>	<i>458</i>	<i>657</i>	<i>21</i>	<i>53</i>	<i>473</i>	<i>8,687</i>	<i>9,580</i>	<i>250</i>	<i>623</i>
" <i>Madras</i>	<i>14,324</i>	<i>13,361</i>	<i>46,873</i>	<i>50,499</i>	<i>16,480</i>	<i>32,675</i>	<i>1,04,062</i>	<i>2,25,978</i>	<i>2,76,776</i>	<i>91,477</i>
TOTAL	20,789	19,978	59,058	65,041	17,093	1,13,368	1,17,164	2,98,667	3,60,771	94,176
Quinine Salts (III. O)—	Lbs.	Lbs.	Lbs.	Lbs.	Lbs.					
Ceylon (excluding Maldives)	15,610	12	1,82,719	95
<i>Share of Madras</i>	<i>..</i>	<i>..</i>	<i>..</i>	<i>15,610</i>	<i>12</i>	<i>..</i>	<i>..</i>	<i>..</i>	<i>1,82,719</i>	<i>95</i>
Senecio (III. O)—	Cwts.	Cwts.	Cwts.	Cwts.	Cwts.					
United Kingdom (including Channel Islands)	4,452	12,067	8,295	6,725	6,530	92,965	2,32,550	1,48,370	1,38,098	1,30,748
Bahrain Islands	340	149	209	186	111	5,731	2,674	2,784	2,520	1,905
Ceylon (excluding Maldives)	112	112	208	2,291	..	871	1,627	1,582	31,882
Straits Settlements	533	441	608	217	631	3,445	5,217	5,630	2,011	7,419
Hongkong	494	1,482	162	..	176	5,315	17,161	1,182	..	3,530
Commonwealth of Australia	239	312	468	423	490	3,884	6,512	6,548	8,916	7,284
Other British Possessions	111	144	240	183	249	2,524	3,200	3,512	3,634	5,522
TOTAL BRITISH EMPIRE	6,219	14,707	10,089	7,942	10,523	1,18,664	2,68,165	1,61,703	1,56,841	1,89,290
Poland (excluding Danzig)	108	216	539	1,212	2,001	5,102
Germany	10,772	18,160	18,718	15,659	23,303	2,05,430	3,07,546	2,73,569	2,30,771	3,32,184
Belgium	1,293	2,598	2,303	3,793	2,301	19,802	32,402	32,261	39,070	31,272
France	5,146	8,693	6,534	6,592	9,241	75,135	1,20,584	73,949	81,898	1,13,087
Spain	262	470	466	566	..	1,080	4,441	4,430	5,575
Italy (including Trieste)	1,673	1,792	1,848	2,420	1,727	26,938	39,502	24,466	32,894	26,182
Japan	1,185	1,221	1,808	461	1,666	14,790	21,937	19,238	5,593	17,550
China (exclusive of Hong- kong and Macao)	1,625	699	1,065	717	1,605	15,354	7,000	10,570	7,263	14,877
Egypt	497	245	936	105	342	6,920	3,668	12,030	2,100	15,160
United States of America— Via Atlantic Coast	11,937	11,584	14,019	11,712	13,037	2,31,927	2,73,225	3,27,117	2,53,651	2,50,451
" Pacific	79	2,200
Argentine Republic (includ- ing the Atlantic Coast of Patagonia)	49	194	298	501	461	782	3,153	4,795	8,854	9,495
Brazil	35	42	31	321	..	700	735	1,777	6,337
Other Foreign Countries	480	344	591	456	342	9,037	7,039	9,037	6,756	4,904
TOTAL FOREIGN COUNTRIES	34,569	45,832	49,090	43,199	56,590	6,95,175	8,09,386	7,93,559	6,76,607	8,24,376
<i>Share of Bengal</i>	<i>130</i>	<i>88</i>	<i>214</i>	<i>39</i>	<i>24</i>	<i>1,516</i>	<i>1,315</i>	<i>1,502</i>	<i>232</i>	<i>160</i>
" <i>Bombay</i>	<i>1,540</i>	<i>1,441</i>	<i>2,351</i>	<i>385</i>	<i>1,369</i>	<i>23,531</i>	<i>23,473</i>	<i>22,693</i>	<i>33,793</i>	<i>22,605</i>
" <i>Madras</i>	<i>39,138</i>	<i>49,010</i>	<i>56,704</i>	<i>50,217</i>	<i>66,734</i>	<i>6,93,093</i>	<i>10,47,283</i>	<i>9,26,767</i>	<i>8,19,423</i>	<i>9,90,001</i>
TOTAL	40,736	60,699	69,179	51,141	67,118	7,21,039	10,77,571	9,58,262	8,38,448	10,12,666
Other sorts of Drugs and Medicines (III. O)—										
United Kingdom (including Channel Islands)	77,697	19,179	36,125	74,418	89,821
Palestine	870	1,090	255	5,905
Aden and Dependencies	8,630	15,443	13,215	7,467	25,357
Cyprus	26,578
Bahrain Islands	9,010	6,326	7,919	7,535	6,910
Ceylon (excluding Maldives)	87,989	97,981	99,330	1,38,216	1,31,524
Straits Settlements	78,822	88,391	70,585	1,54,723	89,458
Federated Malay States	4,063	2,938	4,675	10,952	8,049
Hongkong	743,779	13,93,492	4,15,930	4,20,420	4,56,545
Union of South Africa	15,025	16,561	10,008	15,005	41,861
Zanzibar and Pemba	12,393	11,295	8,460	12,330	7,995
Kenya Colony	31,175	25,490	32,900	35,857	24,243
Tanganyika Territory	8,937	7,155	6,843	7,493	7,830

No. 11—continued

ARTICLES AND COUNTRIES OF FINAL DESTINATION; ALSO SHARE OF EACH PROVINCE	QUANTITY					VALUE				
	1931-32	1932-33	1933-34	1934-35	1935-36	1931-32	1932-33	1933-34	1934-35	1935-36
						₹	₹	₹	₹	₹
Drugs and Medicines (excluding Chemicals and Narcotics)—continued										
Other sorts of Drugs and Medicines (L.I. O.)—con- tinued										
British West India Islands (excluding Bahamas)	—	—	—	—	—	1,010	690	15,082	15,026	17,018
Commonwealth of Australia	—	—	—	—	—	697	2,020	7,422	9,414	9,674
Canada— Via Atlantic Coast	—	—	—	—	—	19,750	15,100	43,025	57,000	59,109
Other British Possessions	—	—	—	—	—	8,362	6,437	9,331	7,502	9,673
TOTAL BRITISH EMPIRE	—	—	—	—	—	11,03,229	17,35,696	7,93,099	9,74,598	9,95,410
Germany	—	—	—	—	—	85,750	10,951	8,058	8,860	17,451
France	—	—	—	—	—	38,089	43,621	1,27,016	72,423	2,05,642
Greece (including Crete)	—	—	—	—	—	500	90	17,105
Syria	—	—	—	—	—	..	2,630	2,152	2,325	5,893
Native States in Arabia other than Maskat Territory and Trucial Oman	—	—	—	—	—	9,312	12,017	8,047	7,914	10,509
Iraq	—	—	—	—	—	69,016	16,083	11,783	8,533	7,719
Iran	—	—	—	—	—	27,101	17,439	18,305	22,134	14,312
Japan	—	—	—	—	—	1,717	4,134	4,984	12,200	752 5
China (exclusive of Hongkong and Macao)	—	—	—	—	—	24,495	862	42,396	15,042	20,161
Egypt	—	—	—	—	—	12,075	15,448	9,120	9,030	18,648
Portuguese East Africa	—	—	—	—	—	16,044	16,320	17,755	12,430	7,346
United States of America— Via Atlantic Coast	—	—	—	—	—	68,059	33,897	22,340	12,035	79,659
" Pacific "	—	—	—	—	—	1,960	70	108
Other Foreign Countries	—	—	—	—	—	15,697	11,950	10,955	15,072	13,165
TOTAL FOREIGN COUNTRIES	—	—	—	—	—	3,12,865	1,85,511	2,61,221	1,03,183	4,29,248
Share of Bengal	—	—	—	—	—	8,37,330	14,44,346	2,62,726	3,27,142	4,75,614
" Bombay	—	—	—	—	—	3,23,948	3,10,289	5,63,401	6,01,939	7,16,307
" Sind	—	—	—	—	—	1,85,546	76,001	1,41,103	1,09,554	1,13,317
" Madras	—	—	—	—	—	70,331	81,911	95,799	1,26,296	1,13,145
" Burma	—	—	—	—	—	3,890	3,160	8,390	2,855	1,254
TOTAL	—	—	—	—	—	14,16,084	19,21,207	10,74,310	11,67,786	14,24,667
Total value of Drugs and Medicines (excluding Chemicals and Nar- cotics)—										
United Kingdom (including Channel Islands)	—	—	—	—	—	2,31,760	3,42,301	2,93,836	3,32,633	2,53,757
Palestine	—	—	—	—	—	..	870	1,510	310	8,965
Aden and Dependencies	—	—	—	—	—	8,838	15,450	13,215	7,407	25,892
Bahrain Islands	—	—	—	—	—	15,210	9,276	11,113	10,341	8,821
Ceylon (excluding Maldives)	—	—	—	—	—	91,161	1,00,122	1,03,657	8,24,978	1,03,023
Straits Settlements	—	—	—	—	—	83,279	95,038	77,485	1,58,487	99,653
Federated Malay States	—	—	—	—	—	4,082	3,403	5,012	11,302	8,392
Cyprus	—	—	—	—	—	..	20,578
Hongkong	—	—	—	—	—	7,52,004	14,10,023	4,18,048	4,24,572	4,61,875
Union of South Africa	—	—	—	—	—	15,475	17,092	21,720	15,590	42,248
Zanzibar and Pemba	—	—	—	—	—	13,278	11,750	8,740	13,160	8,325
Kenya Colony	—	—	—	—	—	82,100	25,840	33,855	30,608	25,538
Tanganyika Territory	—	—	—	—	—	9,097	7,395	7,053	7,603	8,067
Mauritius and Dependencies	—	—	—	—	—	3,934	3,988	17,438	4,678	2,873
Canada— Via Atlantic Coast	—	—	—	—	—	19,750	15,100	43,725	57,000	59,400
British West India Islands (excluding Bahamas)	—	—	—	—	—	1,140	2,115	15,694	17,056	18,791
Commonwealth of Australia	—	—	—	—	—	4,321	8,982	23,350	19,310	17,203
Other British Possessions	—	—	—	—	—	7,253	2,758	6,214	4,969	8,009
TOTAL BRITISH EMPIRE	—	—	—	—	—	12,04,777	21,04,091	11,01,597	14,46,772	12,27,927

GENERAL EXPORTS

INDIAN MERCHANDISE

(530)

No. 11—continued

ARTICLES, AND COUNTRIES OF FINAL DESTINATION; ALSO SHARE OF EACH PROVINCE	QUANTITY					VALUE				
	1931-32	1932-33	1933-34	1934-35	1935-36	1931-32	1932-33	1933-34	1934-35	1935-36
Drugs and Medicines (excluding Chemicals and Narcotics)—continued						R	R	R	R	R
<i>Total value of Drugs and Medicines (excluding Chemicals and Narcotics)</i> —continued										
Poland (including Danzig)	—	—	—	—	—	1,212	2,001	5,102
Germany	—	—	—	—	—	2,47,952	2,26,657	2,89,995	2,47,976	2,58,106
Netherlands	—	—	—	—	—	21,075	1,041	57,578	1,011	8,304
Belgium	—	—	—	—	—	21,196	22,554	32,311	43,619	33,382
France	—	—	—	—	—	1,18,875	1,67,820	2,08,688	1,65,891	2,21,608
Spain	—	—	—	—	—	..	1,680	4,476	4,580	5,575
Italy (including Fiume)	—	—	—	—	—	27,062	32,676	25,706	34,251	26,822
Greece	—	—	—	—	—	500	90	17,120
Syria	—	—	—	—	—	6,035	3,690	2,652	2,485	6,464
Native States in Arabia other than Maskat Territory and Trucial Oman	—	—	—	—	—	10,445	13,272	8,338	8,258	10,589
Iraq	—	—	—	—	—	71,940	17,231	12,898	9,134	8,104
Iran	—	—	—	—	—	46,448	21,821	16,995	26,020	15,164
Japan	—	—	—	—	—	16,507	27,975	26,022	23,111	27,472
China (exclusive of Hongkong and Macao)	—	—	—	—	—	39,849	7,862	52,966	22,304	44,088
Egypt	—	—	—	—	—	18,995	19,266	21,209	11,180	18,868
Portuguese East Africa	—	—	—	—	—	16,084	16,519	18,015	12,430	7,401
United States of America— Via Atlantic Coast	—	—	—	—	—	3,37,472	3,15,352	4,84,320	4,90,479	3,75,219
" Pacific "	—	—	—	—	—	1,900	20,470	5,308
Argentine Republic (includ- ing the Atlantic Coast of Patagonia)	—	—	—	—	—	782	3,158	4,795	3,854	9,496
Brazil	—	—	—	—	—	..	700	1,435	1,777	6,837
Other Foreign Countries	—	—	—	—	—	14,489	12,695	11,796	18,050	10,871
TOTAL FOREIGN COUNTRIES	—	—	—	—	—	10,15,606	10,21,974	12,79,052	11,46,621	13,10,839
<i>Share of Bengal</i>	8,59,735	14,54,261	3,41,339	4,13,975	4,79,134
" Bombay "	3,78,223	3,49,294	6,10,320	6,17,918	7,40,521
" Sind "	1,85,545	76,001	1,41,103	1,09,554	1,18,211
" Madras "	2,82,029	12,38,349	12,81,166	14,51,082	12,94,991
" Burma "	3,390	3,160	6,299	2,866	1,231
TOTAL	—	—	—	—	—	23,10,368	31,26,065	23,80,448	25,95,898	25,44,254
Dyeing and Tanning Sub- stances—										
<i>Barks for tanning (III. E)—</i>	Cwts.	Cwts.	Cwts.	Cwts.	Cwts.					
Ceylon (excluding Maldives)	4,385	2,800	1,248	2,587	1,552	17,465	8,2102	7,034	7,971	4,461
Other British Possessions	104	50	841	1,433	..	1,234	205	3,616	2,194
TOTAL BRITISH EMPIRE	4,385	2,904	1,298	3,428	2,985	17,465	9,458	7,239	11,487	6,655
TOTAL FOREIGN COUNTRIES	280	440	1,235	971	1,666	2,110	1,200	1,452	689	1,861
<i>Share of Bengal</i>	280	544	1,212	969	1,640	2,110	2,424	1,152	675	1,121
" Bombay "	2	538	..	40	3,307	..
" Madras "	4,333	2,800	1,921	2,567	1,582	17,425	3,219	7,569	7,971	4,351
" Burma "	314	1,419	223	2,028
TOTAL	4,615	3,344	3,133	4,379	4,641	18,585	10,653	3,711	12,176	8,011
<i>Cutch and Gambier (III. E)—</i>	Cwts.	Cwts.	Cwts.	Cwts.	Cwts.					
United Kingdom (including Channel Islands)	18,174	13,414	14,890	16,523	17,422	2,17,616	1,39,446	1,80,885	2,17,457	2,36,631
Ceylon (excluding Maldives)	800	545	508	857	693	16,509	8,740	9,125	18,641	11,841
Hongkong	542	276	100	178	91	7,883	2,067	1,228	3,008	1,111
Other British Possessions	193	214	245	428	548	5,122	4,846	3,829	9,387	7,141
TOTAL BRITISH EMPIRE	19,711	14,389	15,743	17,984	18,749	2,46,130	1,55,099	1,95,067	2,48,493	2,56,444

No. 11—continued

ARTICLES, AND COUNTRIES OF FINAL DESTINATION; ALSO SHARE, OF EACH PROVINCE	QUANTITY					VALUE				
	1931-32	1932-33	1933-34	1934-35	1935-36	1931-32	1932-33	1933-34	1934-35	1935-36
Dyeing and Tanning Sub- stances—continued						R	R	R	R	R
<i>Output and Gambier (III. E)</i> —continued	Cwts.	Cwts.	Cwts.	Cwts.	Cwts.					
Norway	630	800	800	400	400	6,684	2,475	2,475	3,300	4,312
Germany	2,495	3,020	2,805	3,669	4,345	29,745	31,796	35,519	53,778	59,888
Netherlands	5,780	4,445	5,685	5,389	4,490	65,676	48,239	64,393	76,784	59,888
France	3,796	4,500	4,408	2,974	6,285	36,366	43,980	58,275	43,410	91,113
Japan	1,516	1,272	562	2,297	1,158	13,533	12,075	6,134	25,774	12,064
United States of America— <i>Via Atlantic Coast</i>	630	800	1,000	1,160	1,211	6,232	2,791	9,786	14,037	12,078
Other Foreign Countries	774	840	745	844	1,023	3,356	10,167	8,919	11,136	11,843
TOTAL FOREIGN COUNTRIES	15,631	14,677	15,494	16,723	18,902	1,72,447	1,51,513	1,80,501	2,23,150	2,51,586
<i>Share of Bengal</i>	3,298	3,518	4,076	5,363	3,391	43,737	33,653	47,125	59,493	39,769
<i>" Bombay</i>	57	65	14	63	8	2,720	2,320	470	1,336	390
<i>" Madras</i>	13	24	74	24	17	780	961	1,349	1,000	591
<i>" Burma</i>	31,985	25,459	26,173	29,252	64,335	3,72,340	2,66,173	3,36,584	4,14,968	4,66,238
TOTAL	85,302	29,066	31,337	34,707	37,651	4,13,577	3,07,512	3,75,568	4,70,652	6,07,029
Indigo (III. E)—	Cwts.	Cwts.	Cwts.	Cwts.	Cwts.					
United Kingdom (including Channel Islands)	183	60	110	98	93	40,900	9,840	19,204	12,866	22,535
Other British Possessions	22	15	7	17	5	2,375	2,050	853	2,064	733
TOTAL BRITISH EMPIRE	204	75	117	115	103	52,275	11,890	20,057	21,929	23,268
Greece (including Crete)	452	183	327	321	153	1,19,153	44,623	65,447	64,765	23,014
Iran	40	..	12	6,330	..	2,010
Japan	10	44	3	15	24	2,363	3,465	460	2,410	3,055
Egypt	3	13	21	24	31	1,630	2,735	3,919	4,242	5,129
Tunis	32	5,692	..
Other Foreign Countries	85	22	22	37	39	18,306	4,100	4,970	7,703	6,103
TOTAL FOREIGN COUNTRIES	595	267	385	429	247	1,43,237	59,923	76,306	84,902	43,206
<i>Share of Bengal</i>	554	154	351	273	104	1,51,949	33,363	67,723	59,051	26,170
<i>" Bombay</i>	27	10	5	5,550	1,110	324
<i>" Madras</i>	208	173	151	263	241	43,363	31,340	29,140	47,770	39,980
TOTAL	799	343	502	544	350	2,00,562	71,813	96,863	1,06,831	66,474
Myrobalaus (III. E)—	Cwts.	Cwts.	Cwts.	Cwts.	Cwts.					
United Kingdom (including Channel Islands)	691,411	493,784	593,855	669,050	741,625	37,75,751	27,73,263	29,11,625	24,61,001	22,62,550
Ceylon (excluding Maldives)	53	596	..	75	46	400	5,927	..	175	145
Hongkong	831	1,963	1,687	2,363	1,924	4,415	5,832	7,142	6,989	3,643
Union of South Africa	1,221	1,720	1,480	1,241	1,934	9,033	10,233	8,454	5,423	9,299
Commonwealth of Australia	17,172	19,797	27,220	24,323	46,519	63,493	1,03,923	1,49,900	1,19,332	1,93,536
New Zealand	10,000	30,000
Other British Possessions	204	133	296	2,424	1,296	2,534	972	2,309	10,176	5,493
TOTAL BRITISH EMPIRE	711,032	518,023	623,956	700,576	802,494	38,30,305	29,99,355	30,79,639	26,03,901	25,29,732

GENERAL EXPORTS

(532)

INDIAN MERCHANDISE

No. 11—continued

ARTICLES, AND COUNTRIES OF FINAL DESTINATION; ALSO SHARE OF EACH PROVINCE	QUANTITY					VALUE				
	1931-32	1932-33	1933-34	1934-35	1935-36	1931-32	1932-33	1933-34	1934-35	1935-36
						R	R	R	R	R
Dyeing and Tanning Sub-										
stances—continued										
<i>Myrobalans (III. E)—continued</i>	<i>Cwts.</i>	<i>Cwts.</i>	<i>Cwts.</i>	<i>Cwts.</i>	<i>Cwts.</i>					
Sweden	2,900	700	2,200	1,100	708	21,100	4,400	8,395	4,500	2,900
Poland (including Danzig)	200	300	1,200	4,736	..	1,000	945	4,800	17,220
Germany	100,160	114,554	121,539	173,992	173,440	5,51,746	6,14,002	4,00,520	6,76,171	6,50,009
Netherlands	49,508	66,707	67,077	91,585	81,020	2,83,479	3,79,436	1,09,974	2,59,503	2,72,701
Belgium	38,378	41,288	40,488	46,418	66,003	1,82,109	1,90,358	1,53,612	1,48,156	1,69,752
France	109,313	64,563	89,326	44,558	49,323	7,05,088	4,00,420	4,65,688	1,99,808	1,67,059
Spain	7,554	14,842	11,009	5,401	10,010	44,529	87,070	65,857	32,410	60,060
Italy (including Fiume)	8,079	1,802	6,100	6,500	3,400	42,557	9,312	22,700	21,295	10,205
Japan	29,860	33,018	30,833	23,333	24,173	1,13,700	1,15,073	1,01,913	62,485	57,044
China (exclusive of Hong-										
kong and Manchoo)	9,688	5,599	8,720	12,355	9,137	89,720	10,980	31,554	23,685	18,329
Egypt	1,038	154	695	33	538	7,393	1,825	4,959	220	5,491
United States of America—										
Via Atlantic Coast	202,605	200,432	238,305	247,742	267,148	7,41,497	8,48,331	9,55,953	7,47,047	7,06,406
Other Foreign Countries	706	158	1,068	1,256	1,214	4,727	1,180	5,461	4,003	5,384
TOTAL FOREIGN COUNTRIES	559,793	544,017	607,711	654,067	679,844	27,37,713	26,83,382	25,13,541	21,83,008	21,42,653
<i>Share of Bengal</i>	<i>549,315</i>	<i>455,789</i>	<i>496,744</i>	<i>608,107</i>	<i>704,101</i>	<i>29,34,559</i>	<i>25,26,535</i>	<i>19,31,797</i>	<i>18,00,133</i>	<i>18,43,333</i>
" <i>Bombay</i>	<i>660,424</i>	<i>547,973</i>	<i>660,317</i>	<i>614,985</i>	<i>725,642</i>	<i>34,56,888</i>	<i>28,46,647</i>	<i>33,95,264</i>	<i>25,66,449</i>	<i>36,37,961</i>
" <i>Madras</i>	<i>60,485</i>	<i>48,278</i>	<i>79,633</i>	<i>132,451</i>	<i>52,595</i>	<i>7,76,366</i>	<i>1,99,406</i>	<i>2,66,119</i>	<i>4,20,277</i>	<i>7,41,036</i>
TOTAL	1,270,825	1,062,040	1,236,699	1,355,548	1,462,388	66,18,398	55,72,737	55,93,180	47,86,909	46,72,265
<i>Myrobalan extracts</i>	<i>Cwts.</i>	<i>Cwts.</i>	<i>Cwts.</i>	<i>Cwts.</i>	<i>Cwts.</i>					
<i>(III. E)—</i>										
United Kingdom (including										
Channel Islands)	1,245	14,199	26,804	24,050	19,692	14,371	1,58,599	2,68,078	2,49,571	1,97,263
Union of South Africa	900	1,502	2,480	3,032	..	9,801	15,035	24,316	30,343
Commonwealth of Australia										
.	494	1,673	745	2,030	2,853	5,056	18,625	7,452	19,717	28,552
New Zealand	180	700	840	1,240	..	1,804	7,000	6,400	12,400
Other British Possessions	25	103	270	121	..	245	1,038	2,703	1,212
TOTAL BRITISH EMPIRE	1,709	16,977	29,854	30,370	26,938	19,427	1,84,074	2,98,601	3,03,707	2,69,770
Finland	100	600	1,000	6,000
Poland (including Danzig)	590	5,902
Sweden	108	2,100	1,720	1,619	1,584	1,077	21,009	17,202	18,190	15,840
Denmark	800	400	665	2,997	4,000	6,660
Germany	208	800	400	1,922	5,044	2,236	8,801	4,001	19,229	50,481
Netherlands	708	300	..	471	2,502	7,636	8,253	..	4,713	25,018
Belgium	297	987	2,535	3,374	9,866	25,357
Siam	705	7,000
Other Foreign Countries	461	340	972	430	1,101	5,019	8,450	9,744	4,340	8,708
TOTAL FOREIGN COUNTRIES	2,072	3,540	3,092	6,129	15,327	22,339	36,513	30,947	61,337	1,50,906
<i>Share of Bengal</i>	<i>3,781</i>	<i>20,517</i>	<i>32,910</i>	<i>36,499</i>	<i>42,265</i>	<i>41,766</i>	<i>2,20,537</i>	<i>2,39,543</i>	<i>3,64,044</i>	<i>4,20,736</i>
<i>Safflower (III. E)—</i>	<i>Cwts.</i>	<i>Cwts.</i>	<i>Cwts.</i>	<i>Cwts.</i>	<i>Cwts.</i>					
Strait Settlements	1,556	2,680	1,838	1,364	2,049	38,383	66,532	41,455	30,789	25,659
Hongkong	223	518	854	197	780	5,280	16,657	17,950	2,455	8,034
Other British Possessions	8	..	8	120	..	93	..
TOTAL BRITISH EMPIRE	1,779	3,201	2,692	2,069	2,779	43,663	83,309	59,405	33,337	33,703

No. 11—continued

ARTICLES, AND COUNTRIES OF FINAL DESTINATION; ALSO SHARE OF EACH PROVINCE	QUANTITY					VALUE				
	1931-32	1932-33	1933-34	1934-35	1935-36	1931-32	1932-33	1933-34	1934-35	1935-36
Dyeing and Tanning Sub- stances—continued						R	R	R	R	R
Safflower (III. E)—continued	Cwts.	Cwts.	Cwts.	Cwts.	Cwts.					
Japan	75	104	338	840	128	1,098	6,861	7,809	3,500	1,324
Other Foreign Countries	115	156	43	114	71	2,895	4,666	855	1,076	795
TOTAL FOREIGN COUNTRIES	190	350	376	454	199	4,294	11,027	8,668	5,536	2,119
Share of Bengal	1,989	3,651	3,063	2,523	2,878	47,957	94,386	68,068	38,873	35,822
Termerie (III. E)—	Cwts.	Cwts.	Cwts.	Cwts.	Cwts.					
United Kingdom (including Channel Islands)	7,737	6,015	6,816	5,009	10,053	1,06,838	78,427	79,745	48,595	88,891
Aden and Dependencies	3,583	3,662	3,292	4,108	3,548	71,414	61,189	56,321	59,306	53,814
Bahrain Islands	820	873	871	534	1,591	18,437	22,680	16,505	10,975	28,357
Ceylon (excluding Maldives)	11,095	11,998	12,413	12,252	18,489	1,14,178	1,43,411	1,00,866	1,06,463	1,01,179
Straits Settlements	8,108	6,284	11,018	9,280	7,418	62,657	24,207	1,22,188	95,384	78,908
Federated Malay States	631	490	266	413	546	7,537	5,888	3,460	4,844	5,145
Hongkong	17	900	4,873	1,576	313	268	6,556	83,649	11,044	1,958
Union of South Africa	3,310	2,589	4,021	3,481	4,023	78,670	53,427	65,780	54,773	55,356
Zanzibar and Pemba	585	552	521	553	671	16,008	14,185	12,326	10,245	9,485
Kenya Colony	681	815	1,062	859	1,269	18,910	20,470	20,765	15,342	17,194
Tanganyika Territory	358	459	435	410	558	10,309	10,617	8,810	7,825	7,957
Mauritius and Dependencies	1,705	2,570	1,803	2,198	2,418	36,055	41,579	28,194	31,727	32,900
British West India Islands (excluding Bahamas)	439	214	119	91	376	9,759	2,476	1,107	895	3,936
British Guiana	510	317	569	434	773	5,982	10,449	5,905	4,840	7,110
Commonwealth of Australia Other British Possessions	509	924	797	941	879	9,709	13,861	10,473	12,041	10,668
TOTAL BRITISH EMPIRE	40,086	39,147	43,979	42,823	48,211	5,93,871	5,69,382	5,66,990	4,81,134	5,06,568
Germany	889	981	1,437	1,046	1,303	9,208	14,674	14,736	12,090	14,124
France	6,496	7,597	8,270	6,800	6,360	92,550	1,05,260	88,450	76,749	76,493
Italy (including Fiume)	148	157	410	307	30	2,030	1,785	5,008	3,380	600
Syria	514	354	246	247	482	11,800	5,691	4,500	3,735	3,295
Mascat Territory and Trucial Oman	1,207	1,462	1,545	1,362	1,349	22,625	24,228	27,368	23,275	21,526
Other Native States in Arabia	2,981	2,824	2,110	1,414	2,428	56,402	43,113	36,673	23,331	46,626
Iraq	3,336	2,797	5,339	2,610	2,835	67,670	56,187	88,545	42,846	44,285
Iran	6,605	3,704	9,081	9,273	14,115	1,67,732	91,962	1,77,095	1,62,936	2,40,585
Egypt	309	962	826	1,004	1,058	6,530	13,302	9,047	17,936	10,809
Morocco, French Protectorate	1,123	2,254	500	13,535	28,715	7,050
Portuguese East Africa	461	463	503	547	569	12,000	9,338	8,338	7,850	6,346
United States of America—										
Fid Atlantic Coast	4,727	2,129	4,500	7,954	5,594	40,196	21,284	43,167	85,504	60,994
" Pacific "	109	..	300	316	..	300	..	2,700	10,305
Other Foreign Countries	727	1,073	683	1,170	1,050	12,470	15,735	7,930	14,720	10,831
TOTAL FOREIGN COUNTRIES	27,000	24,143	36,102	36,894	33,384	5,02,928	4,11,440	5,20,266	5,06,317	5,01,360
Share of Bengal	1,036	2,579	1,873	1,283	1,124	20,385	34,440	37,597	18,171	11,961
" Bombay	40,558	35,947	45,220	43,703	43,302	3,08,705	6,56,330	7,31,394	6,49,410	7,19,460
" Sind	371	208	96	235	90	4,475	3,079	1,438	3,755	338
" Madras	23,459	23,670	33,099	32,447	36,111	2,01,671	2,80,791	3,09,369	3,07,605	3,29,448
" Burma	52	386	4,353	1,999	1,057	558	6,155	33,418	13,540	6,331
TOTAL	68,076	63,290	85,141	79,717	86,594	10,96,594	9,50,831	10,93,256	9,87,451	10,07,928

GENERAL EXPORTS

(534)

INDIAN MERCHANDISE

No. 11—continued

ARTICLES, AND COUNTRIES OF FINAL DESTINATION; ALSO SHARE OF EACH PROVINCE	QUANTITY					VALUE				
	1931-32	1932-33	1933-34	1934-35	1935-36	1931-32	1932-33	1933-34	1934-35	1935-36
						R	R	R	R	R
Dyeing and Tanning Substances—continued										
<i>Other sorts (including laccs) (I.I. B)—</i>	Cwts.	Cwts.	Cwts.	Cwts.	Cwts.					
United Kingdom (including Channel Islands)	1,755	1,911	1,838	2,025	1,149	8,859	9,528	15,955	23,186	15,677
Palestine	234	309	131	633	367	7,275	7,205	1,900	13,742	7,090
Ceylon (excluding Maldives)	898	520	948	567	320	10,748	3,840	3,970	3,122	3,843
Other British Possessions	75	147	184	46	23	2,323	1,449	3,190	1,101	645
TOTAL BRITISH EMPIRE	2,960	2,886	2,901	3,271	1,859	23,715	22,112	25,015	41,101	26,768
Denmark	478	433	602	300	500	3,238	3,499	7,740	3,450	7,208
Germany	3,937	7,517	5,145	5,336	6,552	35,638	33,304	22,603	27,334	33,330
Netherlands	524	70	2,158	1,773	2,509	7,258	1,343	9,304	9,111	12,743
France	3,229	3,443	9,772	9,400	6,149	43,835	40,407	1,00,863	1,25,662	71,153
Greece (including Crete)	60	140	360	981	956	1,110	3,525	3,085	21,102	17,507
Turkey, European	2,184	2,451	1,309	1,250	..	50,435	54,858	26,856	20,096	..
Turkey, Asiatic	436	1,667	309	603	93	14,735	43,933	23,569	14,950	2,300
Syria	332	669	324	1,179	667	3,553	15,809	7,213	20,737	12,247
Japan	316	1,351	767	1,049	1,737	20,775	24,355	16,410	21,010	31,357
Egypt	616	1,417	523	1,703	661	13,970	23,744	10,175	29,004	10,720
Morocco French Protectorate	39	642	400	390	9,960	5,000
United States of America—										
<i>Via Atlantic Coast</i>	437	339	3,025	1,901	373	6,570	6,645	41,932	26,395	14,120
Other Foreign Countries	413	536	360	1,264	369	6,151	6,425	4,641	12,174	6,035
TOTAL FOREIGN COUNTRIES	13,501	20,139	25,193	27,384	21,511	2,32,413	2,62,862	2,78,333	3,47,135	3,30,223
<i>Share of Bengal</i>	430	317	301	139	333	4,174	1,320	1,319	1,751	2,102
<i>Bombay</i>	6,327	9,735	14,269	17,390	3,773	1,39,243	1,30,523	2,09,637	2,39,733	1,30,300
<i>Sind</i>	223	225	559	193	500	2,001	2,509	5,733	1,376	6,327
<i>Madras</i>	13,937	12,677	12,660	13,023	13,693	1,65,333	1,00,307	37,199	94,853	1,27,633
<i>Burma</i>	54	373	13	..
TOTAL	21,521	23,074	27,799	31,255	23,370	2,51,133	2,64,064	3,03,843	3,88,236	2,56,934
Total Dyeing and Tanning Substances—	Cwts.	Cwts.	Cwts.	Cwts.	Cwts.					
United Kingdom (including Channel Islands)	720,504	529,486	643,313	719,221	790,039	41,72,340	31,70,312	34,75,492	30,21,940	28,42,761
Palestine	371	511	355	396	434	11,040	11,310	5,640	13,060	9,073
Aden and Dependencies	3,629	3,706	3,349	4,156	3,610	75,335	63,973	53,443	62,233	55,416
Bahrain Islands	329	933	371	543	1,591	13,447	23,744	16,505	11,025	23,357
Ceylon (excluding Maldives)	17,179	16,452	15,717	16,324	16,100	1,58,309	1,69,357	1,21,043	1,36,404	1,20,547
Straits Settlements	10,019	9,135	13,279	11,325	9,803	1,34,773	1,53,325	1,67,379	1,31,331	1,08,432
Federated Malay States	636	490	329	414	543	7,624	5,833	4,214	4,663	5,145
Hongkong	1,717	3,617	7,633	4,373	3,633	13,219	32,307	62,655	23,555	17,094
Union of South Africa	4,545	5,299	7,011	7,314	9,040	37,323	73,797	39,399	35,072	95,043
Zanzibar and Pemba	535	553	521	553	671	16,003	14,205	12,323	10,245	9,435
Kenya Colony	700	320	1,033	1,429	1,370	19,590	20,660	20,775	13,269	17,314
Tanganyika Territory	359	459	435	453	553	10,349	10,517	3,319	7,670	7,957
Mauritius and Dependencies	1,722	2,573	1,304	2,057	2,427	37,755	41,669	23,204	34,595	33,379
Canada—										
<i>Via Atlantic Coast</i>	40	30	300	1,220	1,265	360	360	2,500	5,500	5,257
<i>Pacific</i>	32	420
British West India Islands (excluding Bahamas)	452	213	124	93	373	7,014	2,537	1,213	933	4,033
British Guiana	514	332	532	443	779	6,033	10,743	5,945	5,076	7,132
Commonwealth of Australia	17,343	21,321	23,053	27,533	49,663	96,361	1,32,212	1,58,034	1,47,290	2,31,126
New Zealand	..	130	700	667	11,245	..	1,304	7,000	6,733	42,500
Fiji Islands	134	370	255	373	439	3,063	6,232	3,737	5,431	5,303
Other British Possessions	33	33	103	319	459	370	1,613	2,120	4,949	5,573
TOTAL BRITISH EMPIRE	731,316	597,593	730,337	801,216	904,117	43,32,031	39,45,624	42,52,033	37,44,039	36,51,337

No. 11--continued

ARTICLES, AND COUNTRIES OF FINAL DESTINATION; ALSO SHARE OF EACH PROVINCE	QUANTITY					VALUE				
	1931-32	1932-33	1933-34	1934-35	1935-36	1931-32	1932-33	1933-34	1934-35	1935-36
Dyeing and Tanning Substances—concluded										
<i>Total Dyeing and Tanning Substances—continued</i>	Owts.	Owts.	Owts.	Owts.	Owts.	Rs.	Rs.	Rs.	Rs.	Rs.
Finland	100	600	1,000	6,000
Sweden	3,008	2,965	4,070	3,004	2,607	22,177	27,022	27,237	23,710	21,499
Norway	880	800	900	1,100	900	9,297	2,475	4,995	7,170	8,712
Denmark	778	483	602	779	1,166	11,285	8,499	7,740	8,450	13,868
Poland (including Danzig)	200	300	1,202	5,886	..	1,090	945	4,350	23,691
Germany	112,242	126,822	131,418	185,063	190,700	6,30,438	7,02,577	5,69,894	7,80,102	8,18,661
Netherlands	56,518	71,522	64,920	99,478	90,570	3,04,248	4,32,276	2,73,073	3,52,160	3,70,953
Belgium	30,048	41,640	40,892	47,205	58,977	1,89,237	1,94,837	1,62,897	1,62,411	1,99,219
France	123,041	80,428	111,774	63,755	67,020	8,80,905	5,93,327	7,05,285	4,49,827	4,03,313
Spain	7,754	14,992	11,184	5,735	10,230	47,045	88,789	68,094	37,093	62,761
Italy (including Fiume)	8,699	2,368	7,255	7,337	3,858	53,662	14,564	33,771	30,332	13,333
Greece (including Crete)	512	323	539	1,306	1,722	1,20,263	43,153	73,557	35,909	46,971
Turkey, European	2,202	2,455	1,312	1,257	..	54,967	59,033	27,466	27,966	..
Turkey, Asiatic	497	1,718	809	637	298	17,125	44,623	22,569	15,733	5,123
Syria	855	1,025	589	1,431	1,259	22,133	21,550	12,005	24,547	22,012
Mascat Territory and Trucial Oman	1,207	1,462	1,545	1,404	1,349	23,625	24,223	27,363	24,675	21,526
Other Native States in Arabia	2,997	2,433	2,123	1,434	2,431	58,677	44,121	36,763	24,234	47,770
Iraq	3,573	3,100	5,474	2,679	2,904	74,215	59,613	39,309	44,196	46,119
Iran	6,715	851	9,104	9,312	14,120	1,74,634	92,278	1,30,095	1,63,376	2,40,635
Siam	194	193	90	735	..	3,437	1,732	1,323	7,410
Japan	32,302	35,379	32,502	27,034	27,579	1,57,767	1,66,334	1,32,339	1,15,139	1,08,314
China (excluding of Hong-kong and Macao)	9,696	5,640	8,754	12,974	9,333	39,379	11,310	31,319	24,734	22,503
Egypt	2,231	3,026	3,773	4,353	3,313	34,673	49,096	35,049	52,393	33,274
Tunisia	20	40	232	303	570	8,756	..
Morocco, French Protectorate	1,162	2,393	900	13,925	33,375	12,050
Portuguese East Africa	463	464	605	549	469	12,100	9,343	9,360	8,020	6,346
United States of America—										
Via Atlantic Coast	203,419	203,250	246,920	253,747	275,052	7,94,555	8,32,051	10,50,333	8,72,933	7,66,707
" Pacific "	100	..	300	316	..	300	..	2,700	10,305
Other Foreign Countries	1,331	951	734	1,555	1,071	19,639	16,777	9,129	15,772	10,409
TOTAL FOREIGN COUNTRIES	625,032	607,626	639,653	743,931	776,070	33,11,541	35,97,364	26,17,009	34,17,133	33,33,492
State of Bengal	561,557	496,999	541,466	655,133	755,993	32,33,733	29,57,063	24,64,239	33,37,066	33,31,066
" <i>Bombay</i>	707,305	593,730	719,320	677,134	732,636	44,13,345	36,36,959	43,33,765	35,10,905	35,39,044
" <i>Madras</i>	594	503	635	433	590	6,475	6,533	7,331	6,331	7,119
" <i>Aladura</i>	104,431	37,037	137,543	130,733	104,354	6,06,337	6,21,524	7,00,735	3,79,331	6,43,603
" <i>Burma</i>	32,031	26,345	31,026	31,565	36,711	3,73,276	2,72,353	3,30,043	4,33,049	4,74,347
TOTAL	1,406,878	1,205,224	1,420,520	1,545,167	1,630,137	36,93,672	75,43,433	73,69,042	71,61,222	70,35,379
Earthenware and porcelain (including pipes of earthenware) (III. H)—										
Aden and Dependencies	16,167	10,373	13,944	14,730	15,447
Ceylon (including Maldives)	22,514	21,720	25,622	21,336	18,734
Straits Settlements	1,11,693	46,131	13,710	25,459	46,390
Hongkong	15,311	3,357	4,196
Other British Possessions	6,700	4,617	1,202	1,612	2,110
TOTAL BRITISH EMPIRE	1,57,074	83,393	50,289	66,494	87,403
TOTAL FOREIGN COUNTRIES	434	3,266	630	1,573	1,329

GENERAL EXPORTS

(536)

INDIAN MERCHANDISE

No. 11—continued

ARTICLES, AND COUNTRIES OF FINAL DESTINATION; ALSO SHARE OF EACH PROVINCE	QUANTITY					VALUE				
	1931-32	1932-33	1933-34	1934-35	1935-36	1931-32	1932-33	1933-34	1934-35	1935-36
Earthenware and porcelain (including pipes of earthenware) (III. H)—continued						R	R	R	R	R
Share of Bengal	—	—	—	—	—	1,17,004	47,339	36,443	39,181	62,972
" Bombay	—	—	—	—	—	17,523	16,391	19,557	16,637	16,840
" Sind	—	—	—	—	—	115	98	35	90	131
" Madras	—	—	—	—	—	99,475	21,755	24,758	22,024	18,400
" Burma	—	—	—	—	—	352	149	176	145	497
TOTAL	—	—	—	—	—	1,57,108	85,662	80,969	68,067	88,732
Feathers (II. S)—	Lbs.	Lbs.	Lbs.	Lbs.	Lbs.					
Hongkong	37,985	34,592	32,260	42,416	26,498	16,220	7,745	6,959	8,077	5,804
Other British Possessions	40	20
TOTAL BRITISH EMPIRE	38,025	34,592	32,260	42,416	26,498	16,240	7,745	6,959	8,077	5,804
Share of Bengal	40	20
" Burma	37,985	34,592	32,260	42,416	26,498	16,220	7,745	6,959	8,077	5,804
TOTAL	38,025	34,592	32,260	42,416	26,498	16,240	7,745	6,959	8,077	5,804
Fibre for Brushes and Brooms (II. S)—	Tons	Tons	Tons	Tons	Tons					
United Kingdom (including Channel Islands)	984	1,100	1,228	1,049	1,239	3,51,653	4,06,588	3,98,544	3,19,879	3,76,096
Union of South Africa	15	10	8	19	19	5,907	3,675	770	5,194	4,486
Commonwealth of Australia	42	113	95	121	122	19,508	40,828	32,365	41,277	36,648
New Zealand	13	34	55	33	50	4,410	13,531	15,858	10,692	20,927
Other British Possessions	11	7	10	3	5	3,604	2,556	2,949	1,497	1,414
TOTAL BRITISH EMPIRE	1,065	1,354	1,391	1,224	1,435	3,85,077	4,76,128	4,45,486	3,79,539	4,39,571
Sweden	23	18	35	41	..	8,285	5,481	12,639	12,353
Norway	26	12	15	49	38	10,310	3,535	5,300	12,964	10,155
Denmark	110	134	192	210	241	50,024	70,025	59,827	63,509	70,678
Poland (including Danzig)	10	23	34	2,935	6,560	9,939
Germany	749	1,036	1,139	1,002	1,124	2,14,897	2,97,758	2,90,814	2,10,084	2,59,891
Netherlands	584	788	678	535	580	2,31,074	3,16,303	2,45,000	1,86,464	1,81,921
Belgium	1,240	1,195	1,132	1,109	1,360	4,37,459	4,09,976	3,44,002	2,72,010	3,63,000
France	192	232	214	199	254	66,227	78,078	59,960	57,874	63,332
Spain	59	24	60	163	184	16,350	10,374	13,852	33,540	23,156
Italy (including Trieste)	65	82	85	88	24	17,435	27,313	22,807	24,037	7,264
Greece (including Crete)	11	10	25	12	27	3,300	3,000	7,129	4,060	6,086
Japan	1,137	1,578	1,518	1,792	1,939	4,41,935	5,01,485	4,34,010	4,66,141	4,87,206
Egypt	12	9	9	24	..	4,240	2,945	2,628	7,764
United States of America— Via Atlantic Coast	385	445	668	465	623	1,48,711	1,67,982	2,27,897	1,31,163	1,85,804
" Pacific "	57	95	135	105	133	16,513	25,431	32,749	21,777	42,318
Other Foreign Countries	8	11	2	4	6	3,034	3,510	630	1,270	1,400
TOTAL FOREIGN COUNTRIES	4,663	5,787	5,900	5,801	6,707	16,58,369	19,25,795	17,56,897	15,36,620	17,53,440
Share of Bengal	54	19	37	209	135	15,000	1,370	12,916	35,410	23,010
" Madras	5,674	7,122	7,224	6,323	7,969	20,23,446	23,97,053	21,89,473	18,79,719	21,70,507
TOTAL	5,728	7,141	7,291	7,025	8,142	20,43,446	24,01,928	22,02,383	19,15,159	21,93,017
Fish (excluding canned fish)—	Cwts.	Cwts.	Cwts.	Cwts.	Cwts.					
Fish, dry, unsalted (I. A)—										
Ceylon (excluding Maldives)	81,831	107,025	84,052	89,749	99,142	12,03,210	15,63,180	12,18,048	13,20,009	13,58,220
Straits Settlements	702	361	299	2,369	51	26,055	10,062	3,919	21,337	1,580
Hongkong	4,514	2,078	1,111	963	564	2,05,037	75,078	43,303	40,550	19,070
Union of South Africa	805	665	1,150	933	1,241	26,988	19,071	29,798	23,765	29,494
Zanzibar and Pemba	3	225	1	1	..	59	7,387	25	22	..
Mauritius and Dependencies	3,334	3,322	3,713	2,097	3,851	89,686	70,382	72,972	39,360	61,024
Other British Possessions	69	82	60	100	66	1,704	1,303	1,556	1,433	2,393
TOTAL BRITISH EMPIRE	91,788	113,458	91,380	96,321	104,935	16,49,239	17,48,558	13,71,516	14,46,831	14,72,861

No. 11—continued

ARTICLES, AND COUNTRIES OF FINAL DESTINATION; ALSO SHARE OF EACH PROVINCE	QUANTITY					VALUE				
	1931-32	1932-33	1933-34	1934-35	1935-36	1931-32	1932-33	1933-34	1934-35	1935-36
Fish (excluding canned fish) —continued						₹	₹	₹	₹	₹
Fish, dry, unsalted (I. A)— continued										
Native States in Arabia, other than Maskat Terri- tory and Trucial Oman	Cwts.	Cwts.	Cwts.	Cwts.	Cwts.					
Portuguese East Africa	113	47	16	39	..	5,100	1,515	600	1,120	..
Other Foreign Countries	566	313	638	436	836	15,380	8,247	17,092	11,764	20,751
	140	155	78	..	10	5,555	4,366	1,600	..	375
TOTAL FOREIGN COUNTRIES	819	515	732	525	846	26,041	14,148	20,192	12,884	21,126
Share of Bengal	16	411
" <i>Bombay</i>	6,026	4,491	5,551	3,759	5,442	1,53,353	1,04,333	1,10,321	69,493	1,14,167
" <i>Sind</i>	4,177	1,785	1,291	1,652	386	1,02,313	77,432	56,710	66,330	27,372
" <i>Madras</i>	30,533	105,667	84,465	39,738	98,172	12,72,200	15,40,532	12,12,374	13,14,790	13,49,051
" <i>Burma</i>	1,121	1,930	303	2,197	281	40,909	40,354	12,222	19,093	3,417
TOTAL	92,607	114,273	92,331	96,746	105,781	16,75,280	17,62,706	18,91,708	14,59,715	14,94,007
Fish, dry, salted (I. A)—										
Ceylon (excluding Maldives)	Cwts.	Cwts.	Cwts.	Cwts.	Cwts.					
Straits Settlements	140,135	92,334	125,250	134,700	146,316	28,54,775	19,35,428	23,21,214	22,82,792	23,93,342
Other British Possessions	481	357	973	1,164	139	8,758	9,415	14,516	20,379	15,682
	211	197	45	45	42	4,692	4,367	985	1,540	764
TOTAL BRITISH EMPIRE	140,777	92,938	126,268	135,909	147,097	28,67,625	19,49,210	23,36,715	23,04,411	24,09,688
TOTAL FOREIGN COUNTRIES	25	56	92	40	67	1,145	1,088	2,164	1,255	2,101
Share of Bengal	67	45	33	43	57	2,257	1,585	953	1,625	1,499
" <i>Bombay</i>	135	111	225	49	219	2,340	1,975	2,855	1,220	3,163
" <i>Sind</i>	26,074	39,252	33,742	32,753	32,661	7,45,090	7,41,457	5,40,100	7,53,014	5,17,568
" <i>Madras</i>	114,503	63,300	91,403	102,562	113,619	31,13,023	11,95,960	14,32,015	14,90,123	15,74,503
" <i>Burma</i>	323	336	957	1,137	703	6,061	9,271	12,547	19,724	15,257
TOTAL	140,802	92,004	126,500	135,949	147,164	28,68,770	19,50,243	23,38,879	23,05,666	24,11,789
Fishmeats and Sharkfins (I. A)—										
United Kingdom (including Channel Islands)	Cwts.	Cwts.	Cwts.	Cwts.	Cwts.					
Ceylon (excluding Maldives)	845	1,018	1,366	956	1,102	1,20,431	1,32,538	1,76,194	1,20,814	1,29,397
Straits Settlements	75	96	200	432	..	4,800	3,660	9,290	22,010	..
Hongkong	1,739	2,080	2,001	2,019	1,069	1,26,091	1,53,112	1,33,305	1,09,342	1,30,641
Other British Possessions	4,824	3,900	3,727	3,351	3,196	5,53,204	4,99,289	3,05,363	3,43,750	3,20,004
	..	20	15	23	1,040	1,280	1,985	..
TOTAL BRITISH EMPIRE	7,533	7,204	7,318	7,341	6,267	8,14,530	7,90,239	6,90,432	5,97,601	5,80,042
TOTAL FOREIGN COUNTRIES	30	1	13	20	77	4,100	150	700	2,584	2,505
Share of Bengal	196	72	134	52	156	22,737	5,900	9,240	4,521	13,375
" <i>Bombay</i>	1,914	2,024	1,406	1,632	1,893	2,32,560	3,02,025	2,17,035	1,88,493	2,16,012
" <i>Sind</i>	2,294	1,764	1,233	1,516	1,301	2,62,366	2,41,606	1,39,125	1,95,190	1,42,375
" <i>Madras</i>	1,222	1,409	1,660	1,755	1,130	1,14,829	1,17,294	1,32,420	1,10,310	95,235
" <i>Burma</i>	1,377	1,336	3,343	2,335	1,364	1,35,933	1,33,544	1,42,952	1,01,546	1,21,219
TOTAL	7,593	7,205	7,331	7,370	6,344	8,18,036	7,90,430	6,91,132	6,00,185	5,82,237

GENERAL EXPORTS

(538)

INDIAN MERCHANDISE

No. 11—continued

ARTICLES, AND COUNTRIES OF FINAL DESTINATION; ALSO SHARE OF EACH PROVINCE	QUANTITY					VALUE				
	1931-32	1932-33	1933-34	1934-35	1935-36	1931-32	1932-33	1933-34	1934-35	1935-36
Fish (excluding canned Fish)—concluded										
Fish, wet, salted (ngapi) (L. A.)—	Cwts.	Cwts.	Cwts.	Cwts.	Cwts.	R	R	R	R	R
Ceylon (excluding Maldives)	9,624	6,720	10,261	11,020	8,056	61,217	67,200	65,406	89,948	63,616
Other British Possessions	7	189	76	1,111
TOTAL BRITISH EMPIRE	9,624	6,720	10,261	11,027	8,195	61,217	67,200	65,406	89,923	64,727
Share of Madras	9,624	6,720	10,261	11,020	8,056	61,207	67,200	65,406	89,948	63,616
„ Burma	7	189	10	76	1,111
TOTAL	9,624	6,720	10,261	11,027	8,195	61,217	67,200	65,406	89,923	64,727
Total Fish (excluding canned fish)—	Cwts.	Cwts.	Cwts.	Cwts.	Cwts.					
United Kingdom (including Channel Islands)	880	1,030	1,402	972	1,107	1,30,480	1,32,883	1,77,094	1,21,404	1,32,197
Ceylon (excluding Maldives)	281,665	206,225	220,672	235,951	253,514	42,10,002	35,60,468	36,14,853	37,14,059	38,15,178
Straits Settlements	2,922	2,798	3,373	5,559	2,897	1,62,704	1,73,489	1,56,740	1,51,183	1,54,622
Hongkong	9,431	6,139	4,840	4,814	3,751	7,60,366	5,76,747	4,08,691	3,84,300	3,40,209
Union of South Africa	805	666	1,157	958	1,241	26,938	10,371	29,098	24,515	29,494
Zanzibar and Pemba	3	331	1	1	..	59	7,727	25	22	..
Mauritius and Dependencies	3,951	3,417	3,717	2,098	3,851	91,536	72,119	74,005	39,510	61,024
Other British Possessions	65	112	74	145	43	1,482	3,453	2,668	2,923	844
TOTAL BRITISH EMPIRE	249,722	220,680	235,236	250,498	268,494	53,92,617	45,55,257	44,64,069	44,37,866	45,33,938
Native States in Arabia, other than Maskat Territory, and Trucial Oman	112	47	17	39	..	5,100	1,518	610	1,120	..
China (exclusive of Hongkong and Macao)	78	84	48	29	88	6,500	1,836	1,270	2,534	2,861
Portuguese East Africa	572	313	918	505	863	15,636	3,247	19,872	12,334	21,801
Other Foreign Countries	111	128	64	20	36	4,057	3,738	1,304	685	1,160
TOTAL FOREIGN COUNTRIES	874	572	1,047	594	990	31,236	15,336	22,056	16,723	25,822
Share of Bengal	268	117	133	95	213	25,044	7,485	17,603	6,146	14,374
„ Bombay	5,675	7,036	7,332	5,470	3,554	4,43,759	4,08,408	3,30,321	2,59,211	3,33,371
„ Sind	32,545	32,801	36,310	35,326	34,643	19,05,374	10,60,493	10,85,236	10,44,534	9,87,616
„ Madras	205,792	176,396	187,789	204,475	230,377	36,61,233	29,21,036	28,92,275	20,04,760	30,32,405
„ Burma	3,321	4,352	4,313	5,726	3,092	1,32,908	1,73,169	1,68,231	1,39,933	1,41,995
TOTAL	250,596	221,192	236,283	251,092	267,484	64,28,903	45,70,693	44,87,125	44,54,589	45,59,760
Foodstuffs, Bran, and Pollards (excluding oilcake)—										
Rice bran (H. O.)—	Tons	Tons	Tons	Tons	Tons					
United Kingdom (including Channel Islands)	181,635	177,703	219,592	246,712	215,929	43,15,411	53,66,044	37,56,872	64,32,937	59,63,135
Irish Free State*	348	5,198	..
Ceylon (excluding Maldives)	1,532	2,093	2,415	2,926	2,386	44,702	69,493	62,164	73,558	79,353
Straits Settlements	17,471	7,373	15,447	11,545	13,324	3,64,787	1,66,915	2,54,998	2,40,597	4,29,694
Federated Malay States	8,658	1,237	5,850	2,851	11,594	2,33,397	33,562	94,675	49,139	3,45,675
Hongkong	1,145	797	1,093	243	203	25,619	19,062	16,700	3,854	5,094
Other British Possessions	..	20	10	15	40	..	495	125	370	1,295
TOTAL BRITISH EMPIRE	210,431	189,222	249,407	264,640	246,476	54,39,866	58,51,177	41,84,519	68,55,658	68,21,252

* Separately shown from 1933-34.

No. 11—continued

ARTICLES, AND COUNTRIES OF FINAL DESTINATION; ALSO SHARE OF EACH PROVINCE	QUANTITY					VALUE				
	1931-32	1932-33	1933-34	1934-35	1935-36	1931-32	1932-33	1933-34	1934-35	1935-36
	Tons	Tons	Tons	Tons	Tons	Rs	Rs	Rs	Rs	Rs
Fodder, Bran, and Pollards (excluding oilcake)—con- tinued										
<i>Rice bran (II. C)—continued</i>										
Sweden	502	6,875
Norway	2,567	2,699	682	452	2,008	82,182	87,401	9,819	12,616	56,982
Germany	44,273	20,867	1,055	3,251	..	10,11,451	6,67,416	14,687	89,056	..
Netherlands	8,598	2,829	150	818	851	2,35,584	90,619	2,211	20,374	7,790
Belgium	4,109	400	857	600	2,107	1,01,330	8,845	11,816	10,040	61,610
Sumatra	1,105	8,542
Siam	1,875	223	14	6	8	57,765	7,397	250	120	200
Other Foreign Countries	1	18	..	78	..	34	489	..	1,089	..
TOTAL FOREIGN COUNTRIES	62,523	27,036	3,260	5,205	4,474	14,96,897	8,02,167	44,608	1,83,295	1,26,582
<i>Share of Bengal</i>	<i>34</i>	<i>534</i>	<i>179</i>	<i>273</i>	<i>343</i>	<i>659</i>	<i>11,026</i>	<i>3,693</i>	<i>3,362</i>	<i>9,394</i>
" <i>Bombay</i>	..	34	5,072
" <i>Madras</i>	792	1,205	1,519	2,076	1,759	34,603	45,384	44,080	51,709	44,367
" <i>Burma</i>	272,143	214,476	244,969	267,496	248,948	89,60,999	64,51,862	41,81,454	69,33,327	68,97,073
TOTAL	272,959	216,298	246,667	269,845	250,050	89,80,268	65,13,344	42,20,127	69,88,048	69,50,634
Other sorts of Bran and Pol- lards (II. C)—	Tons	Tons	Tons	Tons	Tons					
United Kingdom (including Channel Islands)	893	306	3,359	1	..	31,680	35,924	3,14,893	137
Aden and Dependencies	572	409	403	683	660	38,330	29,058	28,235	45,448	49,228
Bahrain Islands	93	143	205	92	99	5,640	9,675	14,050	6,962	5,930
Ceylon (excluding Maldives).	5,049	4,977	4,713	5,147	4,933	3,04,138	3,57,721	..	99,566	2,79,978
Straits Settlements	131	138	187	1,361	956	10,538	8,481	10,498	28,145	31,746
Anglo-Egyptian Sudan	410	26,460
Somaliland Protectorate	113	68	6,700	6,600
Mauritius and Dependencies	243	334	614	409	164	14,345	18,241	28,819	18,678	8,405
Other British Possessions	11	10	10	48	90	1,382	1,253	1,137	1,756	2,124
TOTAL BRITISH EMPIRE	6,628	6,477	5,533	11,099	6,909	4,03,538	4,02,609	4,09,633	7,14,443	3,77,593
Germany	299	150	..	1	..	7,025	5,150	..	50	12
Market Territory and Trucial Oman	103	105	111	119	91	7,779	6,871	7,160	6,448	5,014
Other Native States in Arabia	226	19	80	62	27	19,377	1,550	2,365	2,655	1,812
Other Foreign Countries	1	1	..	57	..	100	50	12	2,952	..
TOTAL FOREIGN COUNTRIES	629	275	141	229	118	34,281	12,621	9,537	12,108	6,808
<i>Share of Bengal</i>	<i>1,994</i>	<i>1,442</i>	<i>1,632</i>	<i>1,692</i>	<i>1,421</i>	<i>1,14,364</i>	<i>90,597</i>	<i>93,721</i>	<i>73,990</i>	<i>68,623</i>
" <i>Bombay</i>	358	469	191	132	80	37,214	45,432	16,726	10,343	6,497
" <i>Sind</i>	2,649	3,042	2,635	2,328	2,027	1,61,131	2,04,144	1,72,278	4,86,999	1,36,066
" <i>Madras</i>	2,150	1,693	1,334	1,557	2,460	1,17,724	1,28,333	1,26,517	1,91,223	1,40,267
" <i>Burma</i>	104	113	189	1,419	1,027	7,381	6,724	9,979	28,991	33,323
TOTAL	7,257	6,762	6,674	11,328	7,027	4,37,814	4,75,230	4,10,220	7,26,546	3,84,466
Rice meal and Dust (II. C) (a)—										
United Kingdom (including Channel Islands)	557	6	11,119	236	..
Straits Settlements	50	..
TOTAL BRITISH EMPIRE	557	6	11,119	236	..
TOTAL FOREIGN COUNTRIES	102	1,600
<i>Share of Bengal</i>	<i>..</i>	<i>..</i>	<i>7</i>	<i>6</i>	<i>..</i>	<i>..</i>	<i>..</i>	<i>227</i>	<i>136</i>	<i>..</i>
" <i>Bombay</i>	50	..
" <i>Burma</i>	652	1	12,492	100	..
TOTAL	659	6	12,719	236	..

(a) Separately recorded from 1933-34.

ARTICLES, AND COUNTRIES OF FINAL DESTINATION; ALSO SHARE OF EACH PROVINCE	QUANTITY					VALUE				
	1931-32	1932-33	1933-34	1934-35	1935-36	1931-32	1932-33	1933-34	1934-35	1935-36
	Tons	Tons	Tons	Tons	Tons	R	R	R	R	R
Fodder, Bran and Pollards (excluding oilcake)—continued										
<i>Other sorts of Fodder (II. C)—</i>										
United Kingdom (including Channel Islands)	654	379	16,340	8,339	..	60	..
Ceylon (excluding Maldives)	300	5	3	164	102	87,068	243	330	11,176	4,912
Other British Possessions	81	7	7	10	12	4,813	870	188	1,412	1,036
TOTAL BRITISH EMPIRE	985	391	10	174	114	58,221	9,432	513	12,648	5,048
Germany	619	1,350	12	..	2	20,148	30,330	828	..	230
Philippines	70	..	15	15	..	11,800	..	1,200	1,200	..
Other Foreign Countries	..	2	..	15	24	14	261	..	817	1,419
TOTAL FOREIGN COUNTRIES	689	1,352	27	30	26	31,962	30,591	2,026	2,017	1,609
<i>Share of Bengal</i>	<i>1,142</i>	<i>1,738</i>	<i>21</i>	<i>15</i>	<i>111</i>	<i>75,637</i>	<i>39,194</i>	<i>1,640</i>	<i>1,350</i>	<i>5,734</i>
.. Bombay	..	4	10	22	22	6	618	834	2,217	1,473
.. Sind	..	1	1	3	..	14	53	30	72	..
.. Madras	164	11,026	..
.. Burma	632	2	5	..	7	14,626	178	28	..	430
TOTAL	1,674	1,743	27	204	140	90,183	40,043	2,541	14,665	7,047
Total Fodder, Bran and Pollards (excluding oilcake)—	Tons	Tons	Tons	Tons	Tons					
United Kingdom (including Channel Islands)	182,289	178,470	219,545	250,077	215,930	46,31,751	54,06,083	88,03,015	67,98,126	59,08,272
Irish Free State *	348	5,198	..
Aden and Dependencies	573	409	403	683	666	33,620	29,058	28,235	45,448	40,228
Bahrain Islands	93	144	205	92	92	5,640	9,625	14,050	5,062	5,980
Ceylon (excluding Maldives)	5,881	7,065	7,136	8,237	7,921	3,35,003	4,27,462	3,53,509	3,84,300	3,64,248
Straits Settlements	17,033	7,517	15,641	12,915	10,780	3,80,038	1,66,216	2,05,600	2,70,104	4,01,474
Federated Malay States	8,553	1,287	5,851	2,852	11,591	2,38,897	38,562	64,735	40,187	3,45,675
Hongkong	1,145	798	1,093	283	294	25,619	19,848	15,700	4,454	7,494
Somaland Protectorate	113	68	6,700	6,600
Anglo-Egyptian Sudan	410	26,460
Mauritius and Dependencies	248	354	624	424	204	14,845	18,737	28,044	19,043	9,701
Other British Possessions	11	9	9	8	11	1,382	1,072	1,077	1,208	726
TOTAL BRITISH EMPIRE	218,049	196,180	250,507	275,919	253,490	59,51,120	61,23,238	46,65,884	75,83,030	72,67,708
Sweden	504	6,983
Norway	2,667	2,609	682	452	2,008	82,182	87,401	9,319	12,610	56,952
Germany	45,191	22,267	1,087	3,252	2	10,38,024	7,02,896	15,465	89,100	202
Netherlands	8,698	2,829	150	818	851	2,85,584	90,619	2,211	20,374	7,790
Belgium	4,109	400	957	600	2,107	1,01,339	8,845	12,808	10,040	61,610
Mascat Territory and Trucial Oman	103	105	111	122	91	7,708	5,674	7,160	6,518	5,044
Other Native States in Arabia	226	19	30	52	35	19,377	1,550	2,365	2,655	2,671
Sumatra	1,105	8,542
Siam	1,870	224	14	6	13	57,805	7,447	250	120	350
Philippines	70	..	15	15	..	11,800	..	1,200	1,200	..
Other Foreign Countries	1	20	..	147	11	84	737	12	4,736	410
TOTAL FOREIGN COUNTRIES	63,841	28,668	3,680	5,464	4,618	15,63,140	9,05,370	17,778	1,47,415	1,35,140

* Separately shown from 1933-34.

No. 11—continued

ARTICLES, AND COUNTRIES OF FINAL DESTINATION; ALSO SHARE OF EACH PROVINCE	QUANTITY					VALUE				
	1931-32	1932-33	1933-34	1934-35	1935-36	1931-32	1932-33	1933-34	1934-35	1935-36
	Tons	Tons	Tons	Tons	Tons	₹	₹	₹	₹	₹
Fodder, Bran, and Pollards (excluding oilcake)—concluded										
Total Fodder, Bran, and Pol- lards (excluding oilcake) —continued										
Share of Bengal	3,138	3,712	2,139	1,985	1,777	1,69,901	1,40,817	99,121	23,228	33,751
" Bombay	382	550	201	164	102	37,879	52,122	17,500	12,610	7,950
" Sind	2,649	3,043	2,536	6,231	2,027	1,51,145	2,04,197	1,72,303	4,97,071	1,35,056
" Madras	2,942	2,898	2,363	4,097	4,219	1,42,329	1,73,717	1,70,597	1,34,018	1,35,324
" Burma	272,781	214,690	245,808	268,916	249,992	69,23,006	64,57,764	42,03,061	69,62,915	69,30,326
TOTAL	281,890	224,798	254,037	281,388	258,117	75,14,200	70,22,017	46,63,607	77,30,446	78,42,947
Fruits and Vegetables—										
Fresh Fruits and Vego- -tables—										
Fresh fruits—										
Coconuts (I. B)—										
TOTAL BRITISH EMPIRE	11,280	1,050	3,709	900	120	841	190	209	47	20
Iraq	109,000	105,264	208,200	152,650	65,440	6,943	7,142	8,032	8,341	3,923
Other Foreign Countries	6,000	6,220	17,440	32,070	3,075	403	386	647	878	129
TOTAL FOREIGN COUNTRIES	115,000	111,484	225,640	184,720	68,515	7,346	7,528	8,679	9,219	4,052
Share of Bengal	11,130	700	3,130	750	120	835	100	177	32	20
" Bombay	104,650	105,924	187,050	117,350	64,500	6,542	7,124	7,053	8,914	3,885
" Sind	10,350	4,910	27,800	39,420	3,015	780	478	1,975	2,645	142
" Madras	1,000	1,900	11,409	23,100	1,000	30	76	274	670	30
TOTAL	127,130	113,434	229,439	185,620	68,635	8,187	7,718	9,479	9,261	4,077
Others (I. B)—										
United Kingdom (including Channel Islands)	—	—	—	—	—	4,603	24,672	24,938	6,553	8,017
Aden and Dependencies	—	—	—	—	—	25,598	20,181	22,725	19,740	22,787
Bahrain Islands	—	—	—	—	—	5,290	6,782	14,998	1,991	38,414
Ceylon (excluding Maldives)	—	—	—	—	—	19,721	5,592	8,440	34,130	4,843
Straits Settlements	—	—	—	—	—	14,277	6,265	5,713	9,672	24,192
Other British Possessions	—	—	—	—	—	5,458	2,745	2,103	4,849	7,109
TOTAL BRITISH EMPIRE	—	—	—	—	—	75,011	66,507	78,922	70,211	1,01,252
France	—	—	—	—	—	2,193	29,061	1,72,270	1,016	2,526
Mascat Territory and Trucial Oman	—	—	—	—	—	6,464	7,549	21,023	14,021	12,520
Other Native States in Arabia	—	—	—	—	—	950	388	5,830	789	736
Iraq	—	—	—	—	—	38,978	56,597	59,923	52,065	47,122
Iran	—	—	—	—	—	2,551	4,853	10,158	8,568	7,468
Henjam Island	—	—	—	—	—	23,814	23,360	40,499	38,659	4,605
Other Foreign Countries	—	—	—	—	—	569	549	3,302	2,047	415
TOTAL FOREIGN COUNTRIES	—	—	—	—	—	75,514	1,22,327	3,13,064	1,17,168	75,561
Share of Bengal	—	—	—	—	—	1,340	1,716	280	125	110
" Bombay	—	—	—	—	—	1,14,976	1,66,172	3,72,590	1,43,388	1,38,895
" Sind	—	—	—	—	—	1,005	1,107	2,129	2,424	4,456
" Madras	—	—	—	—	—	32,501	19,299	13,766	44,664	29,671
" Burma	—	—	—	—	—	403	549	3,221	2,273	3,741
TOTAL	—	—	—	—	—	1,50,525	1,98,824	3,91,986	1,93,874	1,76,813

GENERAL EXPORTS

(542)

INDIAN MERCHANDISE

No. 11—continued

ARTICLES, AND COUNTRIES OF FINAL DESTINATION; ALSO SHARE OF EACH PROVINCE	QUANTITY					VALUE				
	1931-32	1932-33	1933-34	1934-35	1935-36	1931-32	1932-33	1933-34	1934-35	1935-36
	Owts.	Owts.	Owts.	Owts.	Owts.	R	R	R	R	R
Fruits and Vegetables— continued										
Fresh Fruits and Vegetables —continued										
<i>Fresh vegetables of all kinds—</i>										
<i>Onions (L. B)—</i>										
Aden and Dependencies . . .	2,372	2,595	676	255	2,404	15,333	14,18	2,017	1,519	12,212
Ceylon (excluding Maldives)	468,817	578,293	495,653	613,710	519,569	12,10,870	13,76,491	12,78,068	13,17,672	15,44,391
Straits Settlements . . .	291,322	217,821	183,675	74,478	155,008	11,67,644	8,09,538	5,95,787	6,68,479	6,64,867
Federated Malay States . . .	27,066	16,841	18,327	17,960	17,516	1,39,088	77,109	65,855	90,385	91,133
Hongkong . . .	6,274	18,530	6,747	4,159	..	21,769	78,713	20,006	23,245	..
Zanzibar and Pemba . . .	6,276	12,052	3,732	4,560	3,132	40,357	53,305	18,072	23,719	33,338
Kenya Colony . . .	2,779	2,627	2,227	2,354	5,905	24,033	14,647	12,155	12,723	25,370
Tanganyika Territory . . .	1,681	2,685	1,343	1,395	2,384	10,595	11,591	5,442	5,881	11,363
Mauritius and Dependencies	2,509	1,571	..	803	529	15,330	7,681	..	3,733	2,241
Seychelles . . .	1,073	1,441	1,405	1,500	1,338	4,744	6,136	6,227	7,317	5,292
Other British Possessions . . .	333	302	31	127	74	1,342	1,707	220	485	270
TOTAL BRITISH EMPIRE	810,052	853,647	663,721	7,21,270	711,649	25,42,940	25,36,192	20,09,374	21,55,503	23,90,595
Portuguese East Africa . . .	3,120	2,625	2,502	1,520	728	15,000	12,230	9,276	6,845	3,732
Other Foreign Countries . . .	1,672	2,311	410	926	5,041	8,718	8,732	1,606	3,323	13,400
TOTAL FOREIGN COUNTRIES	4,852	4,936	2,912	2,456	5,769	13,718	20,962	10,882	10,073	17,132
<i>Share of Bengal . . .</i>	<i>493</i>	<i>..</i>	<i>..</i>	<i>..</i>	<i>..</i>	<i>2,333</i>	<i>..</i>	<i>..</i>	<i>630</i>	<i>..</i>
.. Bombay . . .	154,555	195,333	130,749	160,323	193,559	3,79,903	7,31,755	6,21,410	6,59,165	3,03,963
.. Sind . . .	1,393	3,670	621	2,237	2,066	5,132	3,595	2,131	2,363	6,023
.. Madras . . .	638,533	669,675	634,333	560,519	519,793	29,78,946	13,16,804	14,93,676	15,05,423	16,97,796
.. Burma	237	3,009
TOTAL	814,904	858,583	666,633	723,784	717,418	29,60,658	25,57,154	20,20,256	21,66,181	24,07,777
Other kinds (L. B)—										
Aden and Dependencies	605	560	14,699	315	1,332
Bahrain Islands	2,501	15,734	3,789	5,173	19,274
Ceylon (excluding Maldives)	4,31,609	4,48,396	3,76,180	10,074	4,58,000
Straits Settlements	17,546	5,129	24,708	3,338	6,640
Other British Possessions	11,959	5,327	9,914	3,611	5,409
TOTAL BRITISH EMPIRE	4,54,220	4,75,649	4,34,290	4,23,764	4,89,714
Market Territory and Trustal Oman	3,343	4,229	6,455	7,843	5,437
Iraq	54,916	61,538	56,661	40,030	12,584
Benjam Island	5,457	3,479	20,419	23,622	3,757
United States of America— Via Atlantic Coast	6,786	..	800
Other Foreign Countries	777	1,816	7,997	5,577	5,529
TOTAL FOREIGN COUNTRIES	71,229	76,112	92,332	77,072	27,307
<i>Share of Bengal . . .</i>	<i>..</i>	<i>..</i>	<i>..</i>	<i>..</i>	<i>..</i>	<i>9,634</i>	<i>806</i>	<i>6,401</i>	<i>12,139</i>	<i>6,933</i>
.. Bombay	37,036	24,521	48,167	41,977	37,469
.. Sind	90,399	1,52,547	1,00,524	63,806	18,037
.. Madras	3,69,892	3,61,719	3,14,356	3,77,310	4,60,315
.. Burma	23,033	12,135	26,374	754	7,227
TOTAL	5,25,449	5,51,758	5,26,622	5,00,886	5,17,121

No. 11—continued

ARTICLES, AND COUNTRIES OF FINAL DESTINATION; ALSO SHARE OF EACH PROVINCE	QUANTITY					VALUE				
	1931-32	1932-33	1933-34	1934-35	1935-36	1931-32	1932-33	1933-34	1934-35	1935-36
						R	R	R	R	R
Fruits and Vegetables— continued										
<i>Fresh Fruits and Vegetable —concluded</i>										
<i>Total Value of Fresh Fruits and Vegetables—</i>										
United Kingdom (including Channel Islands)	—	—	—	—	—	7,138	26,247	26,266	7,417	9,979
Aden and Dependencies	—	—	—	—	—	41,681	84,930	40,071	20,055	36,381
Bahrain Islands	—	—	—	—	—	7,805	22,528	23,881	7,137	52,688
Ceylon (excluding Maldives)	—	—	—	—	—	16,52,200	18,30,990	16,58,674	17,62,782	10,07,243
Straits Settlements	—	—	—	—	—	11,99,467	9,10,932	6,26,228	6,82,139	6,94,689
Federated Malay States	—	—	—	—	—	1,35,569	73,568	68,561	93,588	96,687
Hongkong	—	—	—	—	—	21,920	78,912	29,078	23,318	57
Zanzibar and Pemba	—	—	—	—	—	40,429	63,375	18,272	23,791	33,618
Kenya Colony	—	—	—	—	—	28,417	17,085	14,187	15,500	20,954
Tanganyika Territory	—	—	—	—	—	10,998	12,219	5,012	6,302	11,924
Mauritius and Dependencies	—	—	—	—	—	16,580	9,980	25	3,808	2,341
Seychells	—	—	—	—	—	4,834	6,186	6,252	7,717	5,553
Other British Possessions	—	—	—	—	—	8,028	1,883	5,379	1,990	467
TOTAL BRITISH EMPIRE	—	—	—	—	—	31,73,012	30,78,585	25,22,786	26,55,680	29,81,581
France	—	—	—	—	—	2,218	29,061	1,72,279	1,016	2,526
Mascat Territory and Trucial Oman	—	—	—	—	—	11,146	13,253	28,477	23,167	18,599
Other Native States in Arabia	—	—	—	—	—	6,260	4,845	10,857	2,795	4,115
Iraq	—	—	—	—	—	1,02,432	1,29,464	1,26,716	1,02,116	66,580
Iran	—	—	—	—	—	2,588	5,381	18,017	13,116	11,378
Honjam Island	—	—	—	—	—	20,271	31,913	61,108	62,370	8,452
Portuguese East Africa	—	—	—	—	—	15,000	12,200	9,331	6,856	3,868
United States of America— Via Atlantic Coast	—	—	—	—	—	6,786	82	2,365
Other Foreign Countries	—	—	—	—	—	1,552	690	2,907	2,687	8,604
TOTAL FOREIGN COUNTRIES	—	—	—	—	—	1,77,807	2,26,929	4,25,557	2,14,122	1,24,107
Share of Bengal	—	—	—	—	—	14,787	2,622	6,858	12,976	6,153
" Bombay	—	—	—	—	—	7,28,807	9,39,572	9,49,220	3,44,244	9,84,207
" Sind	—	—	—	—	—	97,806	1,62,667	1,07,089	80,338	26,708
" Madras	—	—	—	—	—	24,31,273	21,97,889	13,52,072	19,33,667	20,77,568
" Burma	—	—	—	—	—	38,441	12,714	33,104	3,027	10,968
TOTAL	—	—	—	—	—	38,50,819	38,05,464	29,48,343	28,69,652	31,05,688
<i>Fruits and vegetables : dried, salted or preserved—</i>										
<i>All sorts (L. B)—</i>										
United Kingdom (including Channel Islands)	Tons	Tons	Tons	Tons	Tons					
Gibraltar	8	11,245
Palestine	4	22	20	18	22	764	3,254	3,885	5,141	3,133
Aden and Dependencies	148	147	149	121	127	41,643	31,845	27,758	25,392	26,703
Bahrain Islands	22	37	25	8	3	3,730	9,378	4,389	1,724	547
Ceylon (excluding Maldives)	2,010	2,198	2,626	3,263	2,454	2,34,322	2,36,762	3,63,612	3,26,121	2,04,183
Straits Settlements	1,236	624	990	477	82	2,12,293	1,18,808	1,51,182	75,142	27,475
Federated Malay States	801	106	207	60	12	58,209	20,153	28,008	14,220	7,532
Hongkong	76	149	138	66	34	41,686	61,241	46,785	24,800	19,574
Union of South Africa	211	119	210	210	191	23,213	18,144	17,158	16,818	15,933
Zanzibar and Pemba	17	16	14	24	20	10,764	9,505	6,550	10,212	7,806
Kenya Colony	14	14	12	5	9	6,998	6,054	3,984	2,465	4,795
Anglo-Egyptian Sudan	14	12	23	4	16	4,105	2,665	5,005	1,484	4,618
Mauritius and Dependencies	88	71	55	84	35	12,106	7,842	5,243	6,345	3,236

GENERAL EXPORTS

(544)

INDIAN MERCHANDISE

No. 11—continued

ARTICLES AND COUNTRIES OF FINAL DESTINATION; ALSO SHARE OF EACH PROVINCE	QUANTITY					VALUE				
	1931-32	1932-33	1933-34	1934-35	1935-36	1931-32	1932-33	1933-34	1934-35	1935-36
	Tons	Tons	Tons	Tons	Tons	Rs	Rs	Rs	Rs	Rs
Fruits and Vegetables— continued										
<i>Fruits and vegetables: dried, salted or preserved—continued</i>										
All sorts (I. B)—continued										
Canada—										
<i> </i> P'd Atlantic Coast	1	7	6	17	101	625	11,002	5,984	13,185	1,32,200
<i> </i> " Pacific "	1	625
Commonwealth of Australia	18	21	18	20	22	2,012	3,345	2,607	9,155	8,619
New Zealand	2	16	80	3,974	16,527	30	1,175
Fiji Islands	36	52	66	20	57	3,376	5,895	5,999	2,622	4,756
Other British Possessions	15	6	27	7	10	5,662	2,475	3,332	2,707	2,880
TOTAL BRITISH EMPIRE	4,449	3,802	5,309	5,190	4,700	7,87,266	7,14,373	11,59,323	8,32,008	12,00,853
Sweden	1	7	7	10	134	400	1,049	3,705	9,552
Danmark	36	3	5	23	31	6,118	626	488	2,824	8,156
Germany	212	180	166	221	120	53,180	41,076	28,391	62,931	27,780
Netherlands	15	12	54	71	38	2,335	1,044	22,273	27,867	17,139
Belgium	23	50	70	147	104	30,790	35,040	64,880	1,06,081	1,31,528
France	311	185	413	234	248	8,16,906	62,846	2,30,413	1,05,807	1,34,701
Italy (including Fiume)	344	456	212	889	357	53,970	75,145	37,282	1,27,933	48,972
Syria	112	62	49	61	136	20,051	11,908	6,380	11,156	1,32,044
Turkey, Asiatic	10	3	514	222	..	1,750	600	42,961	18,929
Mascat Territory and Trucial Oman	109	321	193	100	111	21,513	43,168	21,181	10,299	12,994
Other Native States in Arabia	294	173	204	116	107	46,406	27,838	27,428	16,674	17,536
Iraq	757	1,733	857	774	995	1,14,835	2,39,795	1,02,735	98,732	1,21,324
Iran	104	336	71	130	239	13,930	43,231	9,734	21,007	30,524
Egypt	466	612	637	533	893	65,040	95,166	89,545	68,214	1,65,025
Italian East Africa (Somal- land and Eritrea)	24	32	36	28	38	5,004	7,165	6,204	5,137	6,063
United States of America—										
<i> </i> P'd Atlantic Coast	2,343	1,443	4,040	5,463	8,445	68,15,366	19,70,040	46,28,202	57,02,822	1,06,88,138
<i> </i> " Pacific "	210	200	407	562	534	3,22,603	2,61,908	5,08,565	6,54,800	5,03,432
Other Foreign Countries	19	49	55	32	34	9,190	13,168	13,147	7,398	10,146
TOTAL FOREIGN COUNTRIES	5,884	5,863	7,479	9,955	12,752	48,93,561	29,32,514	57,97,847	70,76,397	1,21,59,033
<i>Share of Bengal</i>	1,331	2,206	2,349	3,261	2,442	2,49,965	2,84,493	3,12,722	2,30,915	3,08,403
<i> </i> Bombay	1,361	1,536	2,346	1,943	2,390	3,53,332	3,94,058	10,44,291	3,31,371	14,49,597
<i> </i> Sind	35	65	506	624	1,228	4,996	7,074	1,92,726	2,62,314	10,32,349
<i> </i> Madras	6,915	5,857	7,198	9,294	10,890	50,42,981	29,49,768	54,62,479	65,30,458	1,09,78,249
<i> </i> Burma	241	91	330	23	4	29,603	11,564	44,952	3,407	733
TOTAL	10,333	9,765	12,779	15,145	17,452	66,80,827	36,46,887	69,57,170	79,08,405	1,33,59,886
Total value of Fruits and Vegetables—										
United Kingdom (including Channel Islands)	—	—	—	—	—	1,37,071	1,81,043	4,65,016	4,02,510	7,40,592
Gibraltar	—	—	—	—	—	..	21,251	6	6	6
Palestine	—	—	—	—	—	764	3,294	3,835	5,141	39,180
Aden and Dependencies	—	—	—	—	—	83,224	66,275	67,329	45,347	93,084
Bahrain Islands	—	—	—	—	—	11,536	32,406	23,270	8,861	53,235
Ceylon (excluding Maldives)	—	—	—	—	—	18,86,522	20,67,452	20,42,286	19,88,903	22,11,425
Straits Settlements	—	—	—	—	—	14,11,765	10,24,740	7,30,410	7,57,231	7,22,104
Federated Malay States	—	—	—	—	—	1,83,773	93,721	96,563	1,07,794	1,04,219
Hongkong	—	—	—	—	—	63,606	1,35,153	75,663	47,618	19,631
Union of South Africa	—	—	—	—	—	24,313	13,239	17,175	17,135	15,933
Zanzibar and Pemba	—	—	—	—	—	51,183	62,880	24,622	34,003	41,423
Kenya Colony	—	—	—	—	—	33,315	23,139	13,121	17,965	34,749
Tanganyika Territory	—	—	—	—	—	13,393	13,406	8,339	7,324	13,809
Analo-Egyptian Sudan	—	—	—	—	—	5,660	3,755	5,765	2,506	4,018
Mauritius and Dependencies	—	—	—	—	—	23,930	17,822	5,268	10,159	5,629
Seychelles	—	—	—	—	—	4,196	7,336	6,912	3,877	6,251

No. 11—continued

ARTICLES, AND COUNTRIES OF FINAL DESTINATION; ALSO SHARE OF EACH PROVINCE	QUANTITY					VALUE				
	1931-32	1932-33	1933-34	1934-35	1935-36	1931-32	1932-33	1933-34	1934-35	1935-36
						₹	₹	₹	₹	₹
Fruits and Vegetables— concluded										
Total value of Fruits and Vegetables—continued										
Canada—										
<i>Via Atlantic Coast</i>	—	—	—	—	—	625	11,092	7,184	13,165	1,32,260
<i>" Pacific "</i>	—	—	—	—	—
Commonwealth of Australia	—	—	—	—	—	3,916	3,428	5,737	9,139	3,631
New Zealand	—	—	—	—	—	560	4,349	15,527	30	1,205
Fiji Islands	—	—	—	—	—	3,376	5,895	5,099	2,622	4,756
Other British Possessions	—	—	—	—	—	4,289	332	593	1,032	344
TOTAL BRITISH EMPIRE	—	—	—	—	—	39,59,273	37,92,908	39,82,109	34,87,503	41,82,434
Sweden	—	—	—	—	—	134	400	2,139	3,705	9,552
Denmark	—	—	—	—	—	6,113	626	433	2,324	3,156
Germany	—	—	—	—	—	53,239	41,113	29,574	64,767	27,730
Netherlands	—	—	—	—	—	2,335	1,644	22,235	27,337	17,139
Belgium	—	—	—	—	—	30,859	35,634	65,730	1,06,036	1,31,613
France	—	—	—	—	—	3,19,124	91,907	4,02,692	1,06,323	1,37,227
Italy (including Erome)	—	—	—	—	—	53,970	75,145	37,372	1,23,003	49,020
Turkey, Asiatic	—	—	—	—	—	..	1,730	600	42,961	13,959
Syria	—	—	—	—	—	20,051	11,933	6,330	11,153	1,32,344
Maskat Territory and Trucial Oman	—	—	—	—	—	32,659	56,421	49,653	33,466	31,533
Other Native States in Arabia	—	—	—	—	—	53,275	32,633	37,735	19,469	21,701
Iraq	—	—	—	—	—	2,17,317	3,69,259	3,23,451	1,95,393	1,37,904
Iran	—	—	—	—	—	16,563	43,562	22,751	34,123	41,397
Hanjam Island	—	—	—	—	—	29,271	31,913	61,125	63,370	3,453
Egypt	—	—	—	—	—	65,033	95,393	39,337	63,416	1,55,927
Portuguese East Africa	—	—	—	—	—	13,720	14,344	11,333	9,792	7,762
Italian East Africa (Somal- land and Eritrea)	—	—	—	—	—	5,429	7,335	6,234	5,237	6,033
United States of America—										
<i>Via Atlantic Coast</i>	—	—	—	—	—	33,20,103	13,70,122	46,23,537	57,02,322	1,06,33,133
<i>" Pacific "</i>	—	—	—	—	—	3,30,603	2,31,903	5,03,535	6,34,909	5,93,432
Other Foreign Countries	—	—	—	—	—	7,466	10,761	10,753	4,775	13,521
TOTAL FOREIGN COUNTRIES	—	—	—	—	—	50,72,363	31,59,443	62,23,404	72,90,519	1,22,33,140
Share of Bengal	—	—	—	—	—	2,64,752	2,37,043	2,19,530	2,43,321	2,14,553
<i>" Bombay</i>	—	—	—	—	—	10,31,339	12,35,630	19,33,511	17,33,516	24,33,304
<i>" Sind</i>	—	—	—	—	—	1,02,302	1,09,741	2,99,316	3,43,153	10,49,557
<i>" Madras</i>	—	—	—	—	—	75,24,359	51,47,657	73,14,551	34,59,036	1,27,55,301
<i>" Burma</i>	—	—	—	—	—	37,344	24,273	73,056	6,434	11,753
TOTAL	—	—	—	—	—	90,31,636	69,52,351	99,05,513	1,07,73,117	1,64,65,574
Furniture and Cabinetware (III G)—										
United Kingdom (including Channel Islands)	—	—	—	—	—	93,734	55,415	33,073	43,349	34,705
Aden and Dependences	—	—	—	—	—	1,042	2,990	2,335	1,517	5,233
Ceylon (excluding Maldives)	—	—	—	—	—	9,033	11,631	10,323	5,323	3,273
Other British Possessions	—	—	—	—	—	21,423	19,330	19,940	14,390	17,303
TOTAL BRITISH EMPIRE	—	—	—	—	—	1,25,232	89,366	62,776	70,584	36,130

GENERAL EXPORTS

(546)

INDIAN MERCHANDISE

No. 11—continued

ARTICLES, AND COUNTRIES OF FINAL DESTINATION: ALSO SHARE OF EACH PROVINCE.	QUANTITY					VALUE				
	1931-32	1932-33	1933-34	1934-35	1935-36	1931-32	1932-33	1933-34	1934-35	1935-36
Furniture and Cabinetware (III. G)—continued						R	R	R	R	R
Germany	—	—	—	—	—	3,444	4,590	6,760	1,502	1,940
Meskat Territory and Trucial Oman	—	—	—	—	—	2,161	2,255	3,052	5,336	3,647
United States of America—										
Vtd Atlantic Coast	—	—	—	—	—	13,195	12,635	10,060	15,004	3,446
" Pacific "	—	—	—	—	—	310	485	76	335	50
Other Foreign Countries	—	—	—	—	—	24,820	20,238	13,824	24,304	15,333
TOTAL FOREIGN COUNTRIES—	—	—	—	—	—	44,220	40,208	33,771	47,171	24,416
Share of Bengal	—	—	—	—	—	11,039	6,657	3,441	3,253	9,343
" Bombay	—	—	—	—	—	1,06,807	70,658	56,932	70,143	65,920
" Sind	—	—	—	—	—	9,660	10,195	7,536	12,144	11,064
" Madras	—	—	—	—	—	57,213	31,681	24,353	26,740	10,626
" Burma	—	—	—	—	—	14,739	8,923	4,234	6,370	7,093
TOTAL	—	—	—	—	—	1,69,507	1,30,119	96,547	1,17,755	1,10,548
Glass and Glassware (III. H)—										
Aden and Dependencies	—	—	—	—	—	4,015	5,138	2,703	1,800	2,366
Bahrain Islands	—	—	—	—	—	1,650	1,471	6,761	1,541	1,010
Ceylon (excluding Maldives)	—	—	—	—	—	0,150	14,525	6,330	9,045	7,302
Mauritius and Dependencies	—	—	—	—	—	8,386	1,547	280	150	180
Other British Possessions	—	—	—	—	—	14,659	8,489	9,379	14,601	8,508
TOTAL BRITISH EMPIRE	—	—	—	—	—	35,370	31,170	25,452	27,137	19,316
Japan	—	—	—	—	—	—	—	8,903	50	5
Other Foreign Countries	—	—	—	—	—	10,630	11,530	11,537	15,933	10,279
TOTAL FOREIGN COUNTRIES	—	—	—	—	—	10,630	11,530	20,440	15,983	10,284
Share of Bengal	—	—	—	—	—	2,399	6,450	11,374	4,012	3,448
" Bombay	—	—	—	—	—	31,904	20,930	25,638	25,123	18,030
" Sind	—	—	—	—	—	100	434	1,257	936	565
" Madras	—	—	—	—	—	10,441	15,586	7,040	12,729	7,549
" Burma	—	—	—	—	—	1,075	—	85	20	8
TOTAL	—	—	—	—	—	46,000	42,760	45,802	43,820	29,600
Grain, Pulao, and Flour— Wheat (I. C)—										
United Kingdom (including Channel Islands)	21,697	12,593	8	13,910	3,372	13,02,149	8,00,870	645	9,09,311	2,02,335
Ceylon (excluding Maldives)	64	65	71	46	69	5,193	4,326	4,631	3,041	4,035
Other British Possessions	17	25	31	33	19	3,360	3,345	5,692	7,846	1,715
TOTAL BRITISH EMPIRE	21,778	12,683	110	13,994	3,460	13,10,711	8,08,541	8,968	9,20,598	2,08,085

No. 11—continued

ARTICLES, AND COUNTRIES OF FINAL DESTINATION; ALSO SHARE OF EACH PROVINCE	QUANTITY					VALUE				
	1931-32	1932-33	1933-34	1934-35	1935-36	1931-32	1932-33	1933-34	1934-35	1935-36
Grain, Pulse, and Flour —continued						R	R	R	R	R
Barley (I. C.)—continued	Tons	Tons	Tons	Tons	Tons					
Germany	1,189	3,392	74,352	2,14,521
Netherlands	790	347	47,430	20,820
Belgium	3,009	1,39,336
Mascat Territory and Trucial Oman	59	146	18	43	38	4,780	11,131	1,325	3,145	2,702
Other Native States in Arabia	10	3	..	28	..	743	248	..	6,632	..
Other Foreign Countries . .	31	27	14	..	23	1,934	1,891	1,133	72	1,333
TOTAL FOREIGN COUNTRIES	5,038	3,915	32	131	66	3,16,075	2,49,611	2,463	9,349	4,540
Share of Bengal	61	11	13	20	18	4,130	1,573	1,132	2,943	1,233
“ Bombay	35	9	13	29	4	10,675	1,761	2,630	6,373	300
“ Sind	26,740	16,673	116	14,076	3,434	16,11,397	10,53,303	7,569	9,21,232	2,10,443
“ Burma	10
TOTAL	26,866	16,598	142	14,135	3,510	16,26,736	10,57,152	11,431	9,30,447	2,12,623
Jewels and Bejra (I. C.)—	Tons	Tons	Tons	Tons	Tons					
United Kingdom (including Channel Islands)	951	62,764	..	21	..	10
Aden and Dependencies . . .	2,236	745	1,000	633	1,337	2,79,363	36,615	1,11,358	62,240	1,33,364
Ceylon (excluding Maldives)	57	53	37	36	126	6,062	4,914	3,009	3,496	14,340
Straits Settlements	33	30	25	30	53	6,300	4,697	4,902	5,197	7,564
Zanzibar and Pemba	101	70	67	73	53	23,252	15,937	13,343	14,139	9,833
Kenya Colony	179	143	134	130	134	41,653	30,376	26,936	22,650	21,397
Anglo-Egyptian Sudan	3,950	1,991	..	7	2	2,94,332	1,36,132	..	656	293
Socotra*	18	339	1,320	49,334	..
Other British Possessions . .	64	52	63	43	100	10,353	7,674	6,140	6,130	8,933
TOTAL BRITISH EMPIRE	7,621	3,031	1,354	1,591	2,360	7,33,994	2,36,425	1,72,029	1,63,910	2,60,723
Germany	13,404	6,336	11,36,445	5,55,572
Netherlands	24,307	1,559	15,39,913	1,14,092
Belgium	1,904	..	15	1,32,237	..	1,500
Italy (including Fiume) . . .	57	50	70	6	3	4,616	4,033	6,595	300	300
Mascat Territory and Trucial Oman	533	361	337	243	509	43,151	30,410	27,313	24,240	43,531
Other Native States in Arabia	3,926	2,331	3,137	2,410	2,341	3,90,552	2,53,529	2,53,739	2,11,492	2,59,629
Iran	44	73	6	5,370	7,333	612
Italian East Africa (Somal- land and Eritrea)	1,339	419	30	77	2,530	1,66,346	41,454	2,153	7,471	2,50,549
French Somaliland	410	237	94	39	233	47,143	26,464	11,339	3,000	24,393
Other Foreign Countries . . .	9	11	39	19	12	2,643	3,001	4,630	2,331	1,700
TOTAL FOREIGN COUNTRIES	50,332	12,439	3,723	2,709	6,133	35,24,621	10,34,032	3,03,531	2,49,699	5,35,002
Share of Bengal	693	125	..	4	..	36,423	6,732	30	473	13
“ Bombay	46,336	12,551	4,334	3,535	3,130	40,51,344	11,03,053	4,70,435	3,37,675	3,03,437
“ Sind	2,409	2,354	139	775	404	1,59,343	3,03,530	9,739	31,331	23,314
“ Madras	42	33	103	..
“ Burma	9	76	13	330	2,453	313
TOTAL	53,503	15,630	5,032	4,390	3,543	42,43,615	13,21,407	4,30,560	4,13,600	3,36,325

* Separately shown from 1933-34. Included in "Aden and Dependencies" up to 1932-33.

GENERAL EXPORTS

(548)

INDIAN MERCHANDISE

No. 11—continued

ARTICLES, AND COUNTRIES OF FINAL DESTINATION; ALSO SHARE OF EACH PROVINCE	QUANTITY					VALUE				
	1931-32	1932-33	1933-34	1934-35	1935-36	1931-32	1932-33	1933-34	1934-35	1935-36
Grain, Pulse, and Flour —continued <i>Maise (I. O.)—</i>										
TOTAL BRITISH EMPIRE	Tons 67	Tons 25	Tons 56	Tons 153	Tons 48	R 7,992	R 3,611	R 3,418	R 7,624	R 3,265
Japan	50	2,398	2,365	1,246	94,898	83,188
Other Foreign Countries	31	13	19	46	12	3,058	1,476	1,699	3,611	1,057
TOTAL FOREIGN COUNTRIES	31	13	69	2,439	2,377	3,058	1,476	2,945	98,507	84,245
Share of Bengal	13	13	7	3	10	2,348	1,236	830	880	1,332
" Bombay	53	20	23	37	7	7,015	2,769	2,333	4,730	704
" Sind	11	5	3	10	6	787	548	740	762	673
" Burma	8	..	37	3,527	2,402	400	4	2,360	39,769	39,897
TOTAL	88	38	125	2,592	2,425	11,050	5,087	6,363	1,06,131	92,510
Oats (I. O.)—										
Ceylon (excluding Maldives)	Tons 170	Tons 437	Tons 464	Tons 275	Tons 187	25,705	50,501	28,010	25,695	17,086
Mauritius and Dependencies	112	112	10,229	7,908	..
Other British Possessions	6	..	11	3	2	820	60	850	282	150
TOTAL BRITISH EMPIRE	176	437	577	390	189	26,525	50,561	49,089	33,885	17,236
TOTAL FOREIGN COUNTRIES	101	..	100	4,620	..
Share of Bengal	176	437	577	391	187	26,375	50,561	49,089	34,005	17,086
" Bombay	100	2	150	4,500	150
TOTAL	176	437	577	491	189	26,525	50,561	49,089	38,505	17,236
Pulse—										
<i>Beans (I. O.)—</i>										
United Kingdom (including Channel Islands)	Tons 7,166	Tons 8,628	Tons 5,046	Tons 5,018	Tons 3,950	3,05,789	4,49,917	2,17,681	2,56,065	2,31,716
Ceylon (excluding Maldives)	735	761	791	625	776	74,340	64,298	74,078	61,459	76,048
Straits Settlements	707	741	740	663	802	76,559	61,272	57,776	67,445	71,996
Federated Malay States	198	191	197	245	236	23,254	16,092	17,674	24,607	22,507
Hongkong	974	837	979	32	101	45,863	45,785	43,442	1,803	5,927
Union of South Africa	9	131	433	413	16	2,608	25,518	60,604	79,600	2,702
Zanzibar and Pemba	32	6	5	4	1	7,463	1,115	1,413	1,397	168
Commonwealth of Australia	802	276	171	219	402	19,956	23,041	10,772	14,600	31,373
New Zealand	100	41	52	73	55	3,200	3,095	3,362	4,507	4,279
Other British Possessions	17	21	16	26	18	4,357	4,633	3,173	5,601	1,919
TOTAL BRITISH EMPIRE	10,240	11,643	8,480	7,323	6,357	6,58,447	6,98,661	4,05,074	5,17,684	4,48,784

No. 11—continued

ARTICLES, AND COUNTRIES OF FINAL DESTINATION; ALSO SHARE OF EACH PROVINCE	QUANTITY					VALUE				
	1931-32	1932-33	1933-34	1934-35	1935-36	1931-32	1932-33	1933-34	1934-35	1935-36
						R	R	R	R	R
Grain, Pulse, and Flour —continued										
Pulse—continued										
Beans (I. O)—continued	Tons	Tons	Tons	Tons	Tons					
Germany	10	370	861	87,167
Netherlands	300	7,881
Japan	23,522	18,789	16,920	15,195	24,621	11,71,492	9,27,028	6,87,608	8,92,248	15,23,097
Portuguese East Africa	16	13	37	14	5	4,267	2,892	5,142	2,672	682
Other Foreign Countries	8	14	29	7	25	1,416	2,667	3,857	985	1,948
TOTAL FOREIGN COUNTRIES	23,646	18,976	17,356	15,216	24,651	11,77,175	9,41,279	7,38,604	8,95,905	15,25,727
Share of Bengal						165
.. Bombay	37	315	778	471	36	21,274	41,321	1,16,105	80,607	5,664
.. Sind	1	112
.. Burma	33,697	30,404	25,008	22,073	30,972	18,14,071	16,93,649	12,14,538	13,23,222	19,08,820
TOTAL	57,386	50,019	42,364	37,489	55,623	29,91,357	26,34,940	20,53,142	22,19,127	34,34,547
Grains (I. O)—	Tons	Tons	Tons	Tons	Tons					
United Kingdom (including Channel Islands)	6,677	397	11,499	99	772	5,49,470	86,797	9,21,036	7,920
Aden and Dependencies	195	242	379	553	701	24,113	26,298	31,541	37,970	62,882
Bahrain Islands	4	19	61	49	41	504	2,051	6,617	5,026	4,940
Ceylon (excluding Maldives)	3,817	3,097	2,430	3,225	3,442	4,13,498	3,74,350	2,90,478	3,00,284	3,72,437
Straits Settlements	1,111	1,168	1,090	1,361	1,764	1,24,925	1,25,632	1,31,708	1,91,620	2,11,378
Federated Malay States	268	252	225	284	294	22,229	18,126	18,344	21,810	21,373
Hongkong	76	70	65	44	37	5,779	6,276	5,318	3,689	2,839
Union of South Africa	151	177	179	199	76	41,530	35,178	33,116	36,442	12,613
Zanzibar and Pomba	99	66	86	98	25	24,468	20,613	19,007	20,532	4,571
Kenya Colony	202	187	174	234	78	47,960	40,267	34,645	48,724	12,486
Tanganyika Territory	50	40	45	54	18	12,458	8,630	9,214	10,114	2,985
Somaliland Protectorate	245	298	43	..	1	48,602	72,395	2,986	..	74
Anglo-Egyptian Sudan	136	2	8	11,928	770	485	46
Mauritius and Dependencies	437	589	308	278	461	40,626	55,750	26,416	28,313	34,224
Other British Possessions	17	14	14	17	31	2,116	2,371	3,881	1,948	3,276
TOTAL BRITISH EMPIRE	6,172	13,047	5,498	17,892	7,168	8,09,580	13,49,049	6,50,288	16,38,938	7,54,043
Germany	4,764	643	..	63	..	3,02,318	65,015	..
Netherlands	4,111	3,25,090	..
Belgium	396	..	72	12	..	27,730	..
France	6,168	16,631	18,216	5,45,598	14,65,411	15,20,672
Spain	395	30,908	..
Italy (including Fiume)	5	390	200	76,000	..
Meskat Territory and Trucial Oman	80	58	93	89	37	3,316	5,729	3,615	7,968	3,476
Other Native States in Arabia	250	286	190	245	236	30,960	31,030	17,968	22,568	20,262
Iraq	29	3	11	7	..	5,880	360	1,545	980	..
Siam	24	18	20	15	44	3,417	2,853	2,879	1,736	5,320
Egypt	3,109	102	1	2,78,025	11,248	..	250	..
Portuguese East Africa	48	48	49	51	20	13,147	10,530	10,298	9,355	3,014
Other Foreign Countries	10	1	21	8	6	2,453	757	439	1,390	855
TOTAL FOREIGN COUNTRIES	9,718	17,347	23,360	6,851	343	8,82,451	15,47,995	19,24,434	5,69,040	32,927
Share of Bengal	186	101	138	138	310	21,219	12,561	13,908	13,755	21,408
.. Bombay	2,222	2,490	2,105	2,641	3,019	5,95,072	5,03,566	3,93,593	4,93,400	4,47,820
.. Sind	11,031	25,433	25,008	19,951	2,502	9,75,184	22,01,772	20,46,968	15,95,385	1,98,317
.. Madras	505	538	162	313	167	60,133	55,409	12,711	45,023	15,386
.. Burma	1,335	1,342	1,454	1,509	1,603	1,30,423	1,25,346	1,09,092	1,05,358	1,04,039
TOTAL	15,890	30,394	28,867	24,743	7,501	16,92,031	28,97,644	25,75,267	22,52,973	7,86,970

GENERAL EXPORTS

(550)

INDIAN MERCHANDISE

No. 11—continued

ARTICLES AND COUNTRIES OF FINAL DESTINATION; ALSO SHARE OF EACH PROVINCE	QUANTITY					VALUE				
	1931-32	1932-33	1933-34	1934-35	1935-36	1931-32	1932-33	1933-34	1934-35	1935-36
Grain, Pulse, and Flour—continued						R	R	R	R	R
<i>Pulses—continued</i>										
<i>Lentils (I. O)—</i>	Tons	Tons	Tons	Tons	Tons					
United Kingdom (including Channel Islands)	3,492	7,231	6,172	10,037	8,249	3,46,950	6,76,010	5,86,946	10,36,637	7,66,352
Palestine	"	"	5	454	135	"	"	800	60,331	16,430
Aden and Dependencies	75	50	74	77	124	11,363	6,796	8,298	11,446	14,492
Bahrain Islands	36	23	20	47	35	6,322	3,363	3,079	7,015	4,553
Ceylon (excluding Maldives)	459	1,434	2,023	2,230	1,316	74,591	3,24,303	4,91,443	2,33,166	1,79,290
Union of South Africa	191	139	221	243	343	27,491	18,103	23,905	31,725	44,668
Zanzibar and Pemba	75	77	86	106	54	13,103	17,559	19,333	21,456	9,073
Kenya Colony	71	104	113	132	89	16,202	21,843	25,510	24,146	14,991
Tanganyika Territory	45	16	19	23	19	10,399	3,354	4,042	4,251	3,073
Anglo-Egyptian Sudan	73	18	243	184	210	14,353	2,731	27,293	21,033	21,131
Mauritius and Dependencies	1,252	1,723	329	1,400	1,427	2,46,652	3,01,344	1,27,724	2,23,043	2,42,113
Seychelles	66	33	62	103	79	14,913	17,376	12,219	13,334	11,931
Commonwealth of Australia	73	32	33	63	32	11,493	7,275	4,633	8,503	4,300
New Zealand	39	57	79	96	43	15,100	7,433	9,553	11,691	5,346
Other British Possessions	15	34	30	45	49	2,233	5,493	4,255	3,333	6,347
TOTAL BRITISH EMPIRE	6,017	11,101	10,922	16,954	12,208	8,16,547	14,24,043	13,53,343	17,76,351	13,67,395
Belgium	7	10	121	133	110	300	1,230	13,533	16,020	12,023
Syria	32	59	112	243	40	11,390	12,503	27,330	34,343	6,050
Native States in Arabia other than Maskat Territory and Trucial Oman	232	32	32	239	121	67,043	13,330	5,714	44,604	22,437
Iraq	3	50	132	95	63	737	3,150	20,596	15,130	10,351
Egypt	5	"	3	416	353	639	13	500	75,303	47,960
Portuguese East Africa	113	33	64	74	31	23,137	14,007	10,963	10,995	11,357
Réunion	63	144	55	220	96	11,500	23,143	10,690	39,300	13,300
Italian East Africa (Somaliland and Eritrea)	5	23	10	29	57	1,450	3,331	1,375	4,327	7,330
Other Foreign Countries	32	21	49	52	22	6,539	3,455	7,134	3,724	3,616
TOTAL FOREIGN COUNTRIES	553	443	577	1,500	943	1,24,435	73,213	93,937	2,49,371	1,39,423
<i>Share of Bengal</i>	<i>1,396</i>	<i>4,166</i>	<i>1,557</i>	<i>5,037</i>	<i>2,543</i>	<i>1,51,143</i>	<i>3,30,393</i>	<i>1,06,793</i>	<i>4,76,634</i>	<i>2,49,763</i>
" <i>Hombay</i>	<i>5,233</i>	<i>7,362</i>	<i>9,613</i>	<i>10,092</i>	<i>10,030</i>	<i>7,37,430</i>	<i>11,19,043</i>	<i>12,35,393</i>	<i>13,09,793</i>	<i>13,03,335</i>
" <i>Sind</i>	<i>13</i>	<i>16</i>	<i>323</i>	<i>2,239</i>	<i>431</i>	<i>1,943</i>	<i>3,413</i>	<i>49,639</i>	<i>2,30,719</i>	<i>51,372</i>
" <i>Madras</i>	<i>4</i>	<i>"</i>	<i>"</i>	<i>35</i>	<i>52</i>	<i>304</i>	<i>"</i>	<i>"</i>	<i>3,307</i>	<i>5,450</i>
TOTAL	6,570	11,544	11,499	17,454	13,151	9,41,032	15,02,256	14,53,333	20,26,722	15,06,823
Other sorts (I. O)—	Tons	Tons	Tons	Tons	Tons					
United Kingdom (including Channel Islands)	6,236	10,512	9,667	11,777	8,267	4,62,394	9,13,530	8,62,233	9,46,331	6,75,373
Aden and Dependencies	156	133	133	176	230	25,494	24,266	21,396	23,415	32,606
Bahrain Islands	24	24	26	266	42	3,331	3,142	3,132	47,173	5,329
Ceylon (excluding Maldives)	13,916	11,903	12,403	16,444	19,371	17,60,093	14,19,663	13,35,403	13,19,531	19,61,500
Straits Settlements	5,334	5,233	5,633	5,374	5,559	7,95,343	6,30,946	5,42,034	5,95,123	6,92,013
Federated Malay States	1,392	1,094	1,363	1,567	1,260	1,53,359	1,23,999	1,22,033	1,43,713	1,32,770
Hongkong	33	113	113	440	412	4,330	12,336	9,043	27,367	27,963
Union of South Africa	1,459	1,407	1,337	1,450	1,913	2,60,213	2,34,709	1,06,631	1,33,537	2,60,553
Zanzibar and Pemba	131	43	45	116	293	31,171	11,727	10,393	24,743	50,376
Kenya Colony	103	65	77	261	331	27,156	16,533	17,327	49,366	55,449
Tanganyika Territory	51	40	42	49	113	13,656	9,344	8,343	9,624	19,493
Anglo-Egyptian Sudan	12	119	10	20	50	3,063	14,330	2,433	3,349	7,303
Mauritius and Dependencies	2,513	2,374	3,636	5,343	3,745	4,43,309	4,34,410	3,37,737	5,11,343	4,33,003
Seychelles	3	3	12	4	263	1,354	1,493	1,772	737	33,037

No. 11—continued

ARTICLES, AND COUNTRIES OF FINAL DESTINATION; ALSO SHARE OF EACH PROVINCE	QUANTITY					VALUE				
	1931-32	1932-32	1933-34	1934-35	1935-36	1931-32	1932-33	1933-34	1934-35	1935-36
Grain, Pulse, and Flour —continued										
Pulse—continued										
<i>Other sorts (I. C)—con-</i> <i>tinued</i>	Tons	Tons	Tons	Tons	Tons					
Canada—										
<i>Vid Atlantic Coast</i>	3	14	2	500	1,806	230
<i>" Pacific "</i>	152	157	50	102	8	10,487	11,085	4,777	9,742	742
British West India Islands (excluding Bahamas)	752	618	944	506	677	1,08,801	81,420	1,14,139	65,525	94,297
British Guiana	355	671	569	584	347	51,194	76,063	59,424	57,084	42,696
Commonwealth of Australia	32	1,006	40	118	180	4,087	73,465	4,460	15,116	22,619
New Zealand	2	4	2	6	43	290	764	325	648	5,986
Fiji Islands	407	467	657	485	546	68,798	59,084	78,817	50,987	74,429
Other British Possessions	3	2	..	21	2	1,023	667	298	2,167	442
TOTAL BRITISH EMPIRE	35,186	37,108	36,788	44,923	43,704	42,32,999	41,54,062	39,98,821	45,90,149	46,34,368
Germany	10	59	396	590	..	922	10,275	42,118	52,748	..
Netherlands	104	..	72	41	13	6,255	..	5,301	4,268	1,397
France	..	276	75	78	20,131	8,207	57	61
Tristan Territory and Trucial Oman	28	25	30	41	42	4,145	3,486	3,794	4,933	5,237
Other Native States in Arabia	58	9	57	54	139	6,448	1,429	5,413	7,068	28,048
Iraq	27	56	79	108	139	3,461	6,685	6,501	11,451	16,338
Java	108	364	127	72	33	13,388	38,974	13,881	7,561	3,899
Siam	187	181	144	134	124	27,074	25,400	17,272	14,840	15,922
Japan	6	5	28	855	2,326	1,319	1,030	1,988	46,721	1,56,607
Egypt	265	36	5	8	25	26,581	4,297	811	1,310	3,517
Portuguese East Africa	237	257	241	261	391	69,406	58,722	46,573	44,936	65,148
Dutch Guiana	155	135	126	156	60	22,787	17,523	15,528	18,614	7,851
Other Foreign Countries	49	42	42	50	122	8,964	7,912	5,681	7,479	15,843
TOTAL FOREIGN COUNTRIES	1,230	1,452	1,422	2,370	3,954	1,90,823	1,90,844	1,75,021	2,21,031	3,19,913
<i>Share of Bengal</i>	<i>22,313</i>	<i>21,397</i>	<i>21,119</i>	<i>21,723</i>	<i>20,615</i>	<i>27,13,932</i>	<i>23,85,600</i>	<i>19,35,557</i>	<i>20,76,237</i>	<i>21,12,241</i>
<i>Bombay</i>	<i>2,605</i>	<i>2,252</i>	<i>4,196</i>	<i>6,081</i>	<i>3,393</i>	<i>6,50,840</i>	<i>4,75,364</i>	<i>7,58,684</i>	<i>10,76,323</i>	<i>12,50,604</i>
<i>Sind</i>	<i>6,434</i>	<i>10,393</i>	<i>7,293</i>	<i>12,215</i>	<i>9,922</i>	<i>5,45,968</i>	<i>10,00,112</i>	<i>7,32,615</i>	<i>10,79,000</i>	<i>8,92,206</i>
<i>Madras</i>	<i>1,033</i>	<i>1,601</i>	<i>1,612</i>	<i>1,595</i>	<i>1,807</i>	<i>1,64,665</i>	<i>3,03,745</i>	<i>1,71,821</i>	<i>1,84,901</i>	<i>1,95,412</i>
<i>Burma</i>	<i>3,491</i>	<i>2,932</i>	<i>3,452</i>	<i>5,619</i>	<i>7,785</i>	<i>3,48,429</i>	<i>3,69,694</i>	<i>2,25,135</i>	<i>3,94,574</i>	<i>6,93,919</i>
TOTAL	36,416	38,560	38,205	47,293	47,658	44,23,822	43,44,905	38,73,842	48,12,180	49,54,901
Total Pulse—	Tons	Tons	Tons	Tons	Tons					
United Kingdom (including Channel Islands)	16,884	33,058	21,282	38,981	20,565	12,05,005	25,87,986	17,03,707	31,61,519	17,03,601
Palestine	7	..	5	474	136	770	..	800	62,521	16,515
Aden and Dependencies	430	454	595	809	1,205	62,608	58,919	12,094	73,597	1,11,653
Bahrain Islands	64	71	116	362	122	10,657	8,561	12,848	59,334	16,022
Ceylon (excluding Maldives)	18,427	17,250	18,552	22,583	24,905	23,23,127	21,93,109	21,91,398	25,85,419	25,89,275
Straits Settlements	8,210	7,163	7,476	7,416	3,132	9,93,304	8,19,585	7,33,452	8,58,548	9,76,476
Federated Malay States	1,858	1,537	1,700	2,098	1,790	1,99,342	1,53,127	1,53,056	1,90,160	1,76,710
Hongkong	1,091	1,028	1,162	516	550	57,210	65,719	67,881	33,429	36,741
Union of South Africa	1,810	1,904	2,170	2,314	2,358	3,31,342	3,14,008	2,95,262	3,31,354	3,20,731
Zanzibar and Pemba	337	217	224	324	366	31,204	51,314	50,152	63,118	64,487
Kenya Colony	390	361	371	643	501	98,327	79,311	79,395	1,20,368	83,320
Tanganyika Territory	146	96	106	126	155	37,233	22,270	22,134	24,102	25,673
Somaliland Protectorate	245	298	43	..	2	48,302	72,395	3,023	40	189
Anglo-Egyptian Sudan	37	273	255	207	280	17,978	29,589	30,548	24,922	28,932
Mauritius and Dependencies	5,206	5,698	4,778	6,923	5,633	7,37,096	7,93,652	4,92,052	7,59,403	7,11,867
Seychelles	74	91	76	107	344	16,914	19,048	13,316	19,340	47,036
Canada—										
<i>Vid Atlantic Coast</i>	3	14	2	500	1,206	230
<i>" Pacific "</i>	156	177	70	122	38	10,937	13,436	6,774	11,513	3,356

GENERAL EXPORTS

INDIAN MERCHANDISE

No. 11—continued

ARTICLES, AND COUNTRIES OF FINAL DESTINATION; ALSO SHARE OF EACH PROVINCE	QUANTITY					VALUE				
	1931-32	1932-33	1933-34	1934-35	1935-36	1931-32	1932-33	1933-34	1934-35	1935-36
Grain, Pulse, and Flour— continued										
Pulse—continued	Tons	Tons	Tons	Tons	Tons					
Total Pulse—continued										
British West India Islands (excluding Bahamas)	752	618	944	506	677	1,08,810	81,458	1,14,130	65,538	94,203
British Guiana	355	671	569	634	347	51,194	78,063	59,424	57,084	42,606
Commonwealth of Australia	412	1,344	244	400	618	35,539	1,08,781	19,870	38,219	59,151
New Zealand	191	102	133	130	140	23,640	11,284	13,395	16,916	16,123
Fiji Islands	482	481	690	452	574	65,947	60,726	77,379	52,804	77,461
Other British Possessions	1	2	..	8	13	278	579	473	2,333	3,132
TOTAL BRITISH EMPIRE	57,615	72,899	61,653	36,097	69,427	65,17,573	76,21,420	61,98,976	85,68,917	72,05,210
Germany	10	69	5,580	1,234	..	1,020	11,136	4,41,538	1,18,001	..
Netherlands	104	200	72	4,162	13	6,255	7,831	5,311	3,29,358	1,397
Belgium	7	10	131	529	121	1,001	1,297	13,585	43,907	13,201
France	6,183	17,107	18,291	5,45,676	15,05,542	15,28,894	57	61
Spain	395	30,308	..
Italy (including Fiume)	1	11	24	894	..	160	1,815	2,253	78,500	..
Syria	38	50	112	242	48	11,590	12,505	27,880	34,343	7,500
Maskat Territory and Trucial Oman	128	99	151	154	86	16,030	11,641	17,154	17,068	9,937
Other Native States in Arabia	587	357	230	538	546	1,05,729	45,076	29,419	74,235	70,747
Iraq	59	109	222	211	207	9,594	15,175	30,642	27,731	26,734
Java	109	365	123	73	39	13,768	39,132	14,122	7,323	4,597
Siam	215	200	164	149	169	31,358	28,836	19,715	16,853	21,388
Japan	23,529	18,744	16,943	16,051	27,447	11,73,010	9,28,037	6,89,548	9,39,264	16,79,704
Egypt	3,379	138	10	425	403	3,00,295	15,555	1,911	76,958	53,426
Portuguese East Africa	419	401	391	400	487	1,10,007	81,201	72,936	67,958	80,201
Réunion	75	150	55	227	113	12,935	24,370	10,330	41,235	22,638
Italian East Africa (Somali- land and Eritrea)	9	27	12	35	93	2,437	4,343	2,439	6,060	11,033
Dutch Guiana	156	135	123	156	60	22,799	17,543	15,574	13,614	7,370
Other Foreign Countries	59	46	67	72	54	11,170	7,251	8,245	10,113	7,457
TOTAL FOREIGN COUNTRIES	35,052	38,213	42,704	25,937	39,396	23,74,934	27,53,338	29,32,106	19,36,797	20,17,995
Share of Bengal	24,295	25,664	22,314	26,068	23,369	23,65,455	27,22,954	21,65,173	25,65,651	23,75,015
.. Bombay	10,233	12,319	16,695	19,27	21,503	19,64,616	21,38,580	25,03,325	29,72,157	22,12,346
.. Sind	17,469	25,777	33,160	34,446	19,065	15,23,211	32,10,233	28,39,232	29,11,104	10,52,194
.. Madras	1,592	2,123	1,774	2,143	2,926	2,35,302	2,69,155	1,84,622	2,33,624	2,16,243
.. Burma	39,073	35,223	29,914	29,092	40,360	22,32,923	19,83,439	14,46,310	13,23,173	26,66,304
TOTAL	92,667	111,117	104,357	112,034	99,823	88,92,507	1,03,79,756	91,31,082	1,05,05,714	92,23,205
Rice in the husk (Paddy) (J. O)—	Tons	Tons	Tons	Tons	Tons					
United Kingdom (including Channel Islands)	1	1	..	594	..	204	37	54	30,964	6
Ceylon (excluding Maldives)	20,803	13,672	9,652	13,663	16,499	10,76,529	6,78,339	3,76,015	6,29,113	3,61,003
Straits Settlements	200	9,339	4	2	1	31
Canada—										
.. Via Atlantic Coast	50	1,412	..
.. Pacific	..	500	27,323
Other British Possessions	59	1	3	3,150	245	13	13	363
TOTAL BRITISH EMPIRE	21,063	14,174	9,632	14,307	16,502	10,89,272	7,07,003	3,78,037	6,61,502	3,61,403

No. 11—continued

ARTICLES, AND COUNTRIES OF FINAL DESTINATION; ALSO SHARE OF EACH PROVINCE	QUANTITY					VALUE				
	1931-32	1932-33	1933-34	1934-35	1935-36	1931-32	1932-33	1933-34	1934-35	1935-36
	Tons	Tons	Tons	Tons	Tons	Rs	Rs	Rs	Rs	Rs
Grain, Pulse, and Flour— continued										
Rice in the husk (Paddy) (I. C.) —continued										
Germany	26,485	36,427	781	9,90,169	16,38,045	24,882	39	..
Netherlands	19,257	7,016	100	50	50	7,57,861	3,32,466	3,409	1,412	2,191
Belgium	3,854	1,228	5	1,42,752	59,715	183
Italy (including Flume)	160	5,210
United States of America— Via Atlantic Coast	2	120
.. Pacific	700	29,217
Other Foreign Countries	182	1	4	6,452	678	1,021	110	81
TOTAL FOREIGN COUNTRIES	49,228	44,670	1,752	50	50	18,98,725	20,30,904	64,062	1,561	2,272
Share of Bengal	14	2,161	3	197	..	1,298	1,12,469	204	10,961	37
.. Bombay	2	2	6	1,132	331	1,360	68	..
.. Sind	3	17	360
.. Madras	2,355	2,028	1,082	4,208	4,079	1,60,599	1,25,551	51,246	2,20,528	2,54,493
.. Burma	67,920	54,653	10,293	9,954	12,470	28,22,974	24,59,066	3,89,349	4,31,601	6,08,500
TOTAL	70,291	58,844	11,384	14,357	16,552	29,85,997	27,37,907	4,42,149	6,63,063	8,68,620
Rice, not in the husk (I. C.)— Billed rice—										
United Kingdom (including Channel Islands)	2,964	4,179	3,234	2,841	2,226	2,84,485	3,56,549	2,08,285	2,06,754	2,00,849
Palestine	197	346	62	46	79	22,507	32,861	5,236	4,696	8,745
Aden and Dependencies	8,650	6,804	11,709	10,546	8,758	9,70,877	6,88,560	7,87,957	7,88,601	7,82,045
Bahrain Islands	11,486	13,804	7,622	8,907	10,920	17,30,281	17,05,004	8,53,775	6,59,603	12,00,657
Ceylon (excluding Maldives)	395,022	387,690	396,467	388,255	422,682	3,55,29,817	3,34,33,817	2,65,48,143	2,76,18,902	3,48,29,720
Maldives	220	98	52	114	24	31,668	10,308	4,998	11,760	2,190
Straits Settlements	21,820	21,482	17,871	14,373	20,440	16,77,608	17,34,843	12,07,241	11,25,041	17,60,891
Federated Malay States	19,849	21,352	22,781	22,727	26,908	16,18,764	16,12,000	18,75,622	16,52,671	21,57,741
Hongkong	872	848	91	1	..	14,074	22,550	2,650	387	..
Gold Coast (including Br. Mandated territory of Togoland)	100	28	7,167	2,429
Nigeria (including Br. Mandated territory of Cameroon)	830	250	..	600	2,710	25,538	15,294	..	32,156	2,11,249
Union of South Africa	19,768	19,847	20,986	23,578	23,823	22,07,958	10,52,870	17,47,194	21,70,165	25,00,935
Zanzibar and Pemba	158	116	188	110	186	19,931	12,123	11,309	10,880	15,052
Kenya Colony	868	759	768	518	892	1,11,562	87,088	66,385	52,908	1,06,190
Tanganyika Territory	141	75	100	78	102	17,427	7,757	7,861	7,231	11,838
Somaland Protectorate	1,686	2,643	3,427	2,541	1,152	1,84,481	2,58,825	2,07,014	1,47,005	84,143
Anglo-Egyptian Sudan	1,078	904	252	120	274	1,20,314	99,710	27,428	18,661	29,766
Mauritius and Dependencies	50,482	51,387	52,057	61,664	54,128	53,84,870	45,94,290	36,32,423	46,81,479	47,16,174
Seychelles	277	293	295	184	302	36,870	31,308	24,375	19,056	30,863
Canada—										
Via Atlantic Coast	200	..	500	49	..	29,942	..	45,288	4,902	..
.. Pacific	86	..
British West India Islands (excluding Bahamas)	18,001	7,791	16,691	29,368	32,994	10,46,664	5,97,672	10,62,974	20,32,880	26,18,815
British Honduras	100	7,465
Fiji Islands	2	2	..	18	85	360	510	65	2,762	5,150
Other British Possessions	12	25	17	22	..	2,104	8,789	2,586	1,276	..
TOTAL BRITISH EMPIRE	548,683	540,155	555,315	565,250	603,414	5,12,69,908	4,78,52,765	3,78,27,359	4,11,76,106	5,12,82,402
Germany	698	1,051	842	850	8,050	56,400	1,11,841	54,367	80,684	2,21,212
Netherlands	299	800	1,209	200	275	23,947	36,452	1,17,947	21,328	30,271
France	..	156	158	108	110	..	16,977	14,168	11,557	13,690
Portugal (including Azores and Madeira)	..	200	220	18,086	24,448
Greece (including Crete)	185	305	215	285	255	16,468	35,989	22,851	25,055	29,468
Turkey, European	1,152	1,562	125	200	80	1,44,571	1,78,421	18,461	38,008	3,279
Turkey, Asiatic	609	820	128	186	155	59,482	32,324	3,401	12,951	16,110
Syria	545	1,093	428	177	137	62,680	1,07,090	36,446	17,866	15,849

GENERAL EXPORTS

(554)

INDIAN MERCHANDISE

No. 11—continued

ARTICLES, AND COUNTRIES OF FINAL DESTINATION; ALSO SHARE OF EACH PROVINCE	QUANTITY					VALUE				
	1931-32	1932-33	1933-34	1934-35	1935-36	1931-32	1932-33	1933-34	1934-35	1935-36
Grain, Pulse, and Flour—continued										
<i>Rice, not in the husk (I. O.)—continued</i>	Tons	Tons	Tons	Tons	Tons	R	R	R	R	R
<i>Bolled rice—continued</i>										
Maskat Territory and Trucial Oman	17,778	20,096	15,412	18,008	17,234	21,85,276	23,75,168	15,80,927	18,01,707	17,24,098
Other Native States in Arabia	20,431	20,029	24,815	24,093	25,202	24,33,376	21,10,527	16,72,081	18,72,985	22,70,111
Iraq	156	232	25	37	20	18,830	50,784	4,212	4,050	3,014
Iran	259	1,296	248	189	..	26,958	1,84,912	18,332	12,278	44
Java	24	15	75	50	52	4,015	2,472	7,478	6,420	6,802
Siara	..	163	17,010
Egypt	1,027	2,166	1,937	1,844	3,037	1,21,064	2,16,680	1,23,545	1,18,088	2,25,599
French West Africa	110	100	9,835	6,869
Portuguese East Africa	671	682	474	752	605	78,310	95,581	37,652	62,565	54,522
Italian East Africa (Somaliland and Britania)	1,978	2,154	2,015	2,050	3,022	2,26,222	2,29,567	2,59,319	2,64,307	3,14,922
French Somaliland	1,189	846	1,024	666	529	1,49,052	1,01,416	77,533	64,600	56,079
Madagascar	..	2,280	1,73,082
Abyssinia	292	21,402
United States of America—										
Via Atlantic Coast	235	237	668	1,245	1,406	29,751	23,540	71,374	1,47,312	1,63,809
" Pacific "	3	913	121
Cuba	390	873	1,212	112	405	58,699	70,224	1,16,164	11,236	44,826
French West Indies	600	732	377	762	127	73,019	67,854	31,189	62,467	12,174
Other Foreign Countries	28	72	77	8	6	3,225	6,576	6,903	1,331	1,091
TOTAL FOREIGN COUNTRIES	48,491	57,978	52,299	58,320	55,864	57,42,202	62,41,224	42,84,305	46,95,800	52,14,431
<i>Share of Bengal</i>	<i>89,222</i>	<i>106,314</i>	<i>69,415</i>	<i>78,297</i>	<i>69,747</i>	<i>1,14,22,248</i>	<i>1,15,05,479</i>	<i>68,26,202</i>	<i>76,66,922</i>	<i>75,26,049</i>
" Bombay	14	3	15	22	..	2,100	2,100	2,100	4,970	..
" Sind	26,475	27,248	16,797	22,229	22,476	87,05,321	33,02,491	20,10,427	22,22,295	25,55,609
" Madras	61,119	64,852	72,020	72,277	70,222	91,23,749	86,32,941	79,97,129	80,87,472	83,76,726
" Burma	499,748	399,296	422,207	412,441	509,222	3,12,20,296	2,98,44,922	2,69,55,122	2,76,50,127	3,20,22,556
TOTAL	597,179	598,122	697,614	618,580	664,272	5,70,12,111	5,85,04,099	4,21,11,644	4,57,71,606	5,04,96,822
Orained Rice—	Tons	Tons	Tons	Tons	Tons					
United Kingdom (including Channel Islands)	29,564	37,242	29,579	57,242	22,244	24,46,977	20,02,200	27,77,276	40,09,256	30,98,727
Irish Free States (a)	122	522	9,627	40,229
Malta and Goso	75	200	212	279	794	6,224	21,209	62,522	67,222	59,529
Cyprus	100	150	95	..	45	6,725	10,729	5,202	..	7,352
Palestine	2	21	22	105	509	222	2,722	2,604	7,422	22,227
Aden and Dependencies	560	629	771	452	527	64,222	21,227	20,220	42,122	76,229
Bahrain Islands	4,642	3,229	4,254	5,422	6,597	6,15,562	4,27,422	6,22,652	4,02,961	5,72,461
Maldives	8	5	17	112	9	916	552	1,627	15,222	1,050
Ceylon (excluding Maldives)	4,222	1,259	592	590	206	4,42,522	2,05,501	79,272	22,122	1,12,500
Straits Settlements	201,244	129,564	126,662	112,514	114,496	1,42,75,422	20,67,270	72,01,627	22,22,702	20,17,109
Federated Malay States	42,715	25,624	27,159	20,220	40,522	21,20,904	25,42,671	21,17,429	18,41,547	21,72,451
Hongkong	41,269	16,092	22,722	2,622	5,021	21,25,355	11,70,725	22,49,999	1,72,207	2,71,279
Union of South Africa	7,157	4,922	4,205	2,421	2,176	2,27,907	5,22,210	3,24,472	2,90,522	2,72,662
Gambia	..	400	775	1,600	5,662	..	19,707	41,242	90,967	2,24,022
Nigeria (including Br. Mandated Territory of Cameroons)	251	522	61	20	2,107	16,205	22,669	3,220	4,222	1,70,725
Gold Coast (including Br. Mandated Territory of Togoland)	1,609	200	25	620	5,422	1,01,176	10,602	1,422	22,151	2,72,220
Protectorate of South West Africa	522	67	..	42,572
Zanzibar and Pemba	12,921	10,242	12,550	9,299	9,456	11,26,422	20,02,522	11,55,422	7,66,211	2,12,120
Kanya Colony	2,117	1,022	1,051	1,292	1,609	2,29,160	2,25,200	2,02,220	2,20,412	2,44,229
Tanganyika Territory	107	79	79	105	95	21,215	24,469	25,295	20,222	20,222
Somaliland Protectorate	2	201	2	1	25	250	17,022	510	250	2,770
Mauritius and Dependencies	156	422	222	245	961	16,120	25,222	19,012	19,040	64,654
Seychelles	1,975	2,520	1,440	2,222	1,670	2,02,022	2,45,552	1,22,677	2,15,219	1,77,051
Socotra (b)	27	222	11	2,200	20,272	2,040

(a) Separately shown from 1932-34, included into the United Kingdom up to 1932-33.

(b) " " " " " Aden and Dependencies "

ARTICLES, AND COUNTRIES OF FINAL DESTINATION; ALSO SHARE OF EACH PROVINCE	QUANTITY					VALUE				
	1931-32	1932-33	1933-34	1934-35	1935-36	1931-32	1932-33	1933-34	1934-35	1935-36
	Tons	Tons	Tons	Tons	Tons	Rs	Rs	Rs	Rs	Rs
Grain, Pulse and Flour— <i>continued</i> <i>Rice, not in the Husk (I. O)</i> <i>—continued</i> Cleaned Rice—continued										
Canada—										
<i>Atl. Coast</i>	4,900	4,600	6,400	6,525	7,042	3,32,896	3,50,301	3,49,496	3,32,075	4,87,028
<i>Pacific</i>	200	70	680	1,000	2,980	1,17,086	9,840	69,256	96,184	2,15,636
<i>Bahamas</i>	115	459	914	610	..	7,213	24,501	53,521	46,274
<i>British West India Islands</i> <i>(excluding Bahama)</i>	6,123	6,571	4,138	6,133	9,910	5,69,172	5,55,722	2,47,763	4,09,324	7,66,965
<i>British Honduras</i>	100	125	340	5,246	7,430	25,173
<i>Commonwealth of Australia</i> <i>Territory of Papua</i>	3,742	4,737	4,763	4,066	3,986	3,35,784	4,00,416	2,41,326	2,29,351	2,70,733
<i>New Zealand</i>	1,725	2,025	2,000	130	230	1,41,563	1,36,910	1,01,442	6,572	17,025
<i>Other British Possessions</i>	64	55	59	29	15	6,758	8,317	5,019	3,314	4,385
TOTAL BRITISH EMPIRE	370,318	366,261	291,577	261,173	263,423	2,35,47,305	2,01,03,407	1,88,71,125	1,66,52,043	2,10,11,116
U. S. S. E.—										
<i>Northern</i>	2,059	4,300	3,400	1,26,914	3,27,563	1,03,377
<i>Finland</i>	4,259	1,000	2,000	21,207	3,750	2,97,546	49,778	1,01,547	12,28,452	2,57,101
<i>Sweden</i>	2,000	4,554	11,973	10,633	6,502	1,56,805	3,94,517	6,64,124	6,23,407	4,03,572
<i>Norway</i>	300	150	750	1,250	..	13,333	3,473	34,344	77,632
<i>Denmark</i>	2,390	1,650	..	15	..	1,61,229	93,083
<i>Poland (including Danzig)</i>	74,238	30,200	33,354	49,310	63,123	49,21,976	19,30,155	17,39,767	25,54,632	33,75,741
<i>Germany</i>	229,531	212,003	236,393	155,105	75,869	1,53,35,567	1,45,07,073	1,34,25,737	86,70,536	52,55,771
<i>Netherlands</i>	150,124	91,411	77,351	61,059	69,324	1,03,37,055	57,35,154	40,90,360	38,03,312	44,31,993
<i>Belgium</i>	22,973	7,322	10,592	6,560	5,600	14,55,212	5,51,042	5,73,599	3,52,233	3,87,523
<i>France</i>	900	429	576	793	152	1,29,310	43,633	55,346	79,639	18,312
<i>Portugal (including Azores</i> <i>and Madeira)</i>	2,305	1,539	679	2,000	7,050	2,32,512	1,29,141	40,320	33,662	4,73,633
<i>Italy (including Fiume)</i>	20,767	26,160	24,425	23,349	12,119	16,10,893	17,53,430	13,77,449	15,59,331	9,22,540
<i>Czecho-Slovakia</i>	2,200	1,57,154
<i>Greece</i>	20	10	255	3,009	1,370	24,933
<i>Roumania</i>	209	1,200	200	10,573	95,303	3,039
<i>Turkey, European</i>	230	230	32,053	22,690
<i>Meskat Territory and Trucial</i> <i>Oman</i>	903	653	1,121	1,633	1,495	1,36,316	35,469	1,25,743	1,63,656	1,54,221
<i>Other Native States in Arabia</i> <i>Iraq</i>	2,324	2,024	3,179	3,291	2,477	2,06,903	2,27,737	2,53,312	2,39,239	2,51,911
<i>Iran</i>	64	54	14	5	9	12,906	10,391	2,462	680	2,595
<i>Sumatra</i>	34	144	215	44	291	3,443	24,795	24,605	4,537	22,016
<i>Java</i>	95,573	62,443	69,797	70,010	74,744	63,56,076	43,23,574	40,79,032	39,53,013	49,05,479
<i>Celebes and other Islands</i>	60,764	17,393	3,333	25,491	4,193	41,23,736	10,27,756	2,00,116	15,17,643	2,69,377
<i>Siam</i>	25	175	179	2,034	7,394	7,913	..
<i>Japan</i>	6,223	774	253	33	44	4,36,001	59,319	17,505	2,632	3,653
<i>Formosa</i>	405	74,061	205	4,152	0,113	36,141	62,26,992	12,368	2,72,741	6,36,359
<i>China (inclusive of Hongkong</i> <i>and Kiao)</i>	9,140	7,79,332
<i>Egypt</i>	344,457	231,935	166,145	172,409	71,063	2,59,14,779	1,73,32,231	91,09,656	96,94,693	49,19,936
<i>Spanish West Africa</i>	79,530	33,319	22,145	23,039	10,639	52,26,097	22,35,136	11,65,317	10,29,257	7,41,354
<i>French</i>	266	19,494
<i>Portuguese East Africa</i>	40	317	2,149	26,220
<i>Italian East Africa (Somali-</i> <i>land and Britavia)</i>	6,899	9,909	6,914	5,199	5,733	3,95,023	7,76,297	6,09,301	5,26,650	6,13,240
<i>French Somaliland</i>	39	91	23	64	53	16,326	15,332	4,450	9,331	9,716
<i>United States of America—</i> <i>Atl. Coast</i>	106	11	3	4	4	9,063	3,170	1,430	1,430	790
<i>Pacific</i>	321	220	50	1,106	407	30,113	20,913	2,337	68,522	30,810
<i>Cuba</i>	4	1,133	27	25
<i>Haiti and St. Domingo</i>	66,233	39,170	44,373	16,597	25,044	43,92,351	22,32,333	25,97,477	3,10,344	20,76,476
<i>Colombia</i>	1,272	2,000	600	36,457	1,32,608	35,115
<i>Venezuela</i>	3,430	43	..	3	..	2,38,07	3,199	..	515	..
<i>Argentine Republic (including</i> <i>the Atlantic Coast of</i> <i>Patagonia)</i>	1,547	933	314	9	..	1,12,30	34,949	45,539	453	..
<i>Chile (including the Pacific</i> <i>Coast of Patagonia)</i>	175	11,500
<i>Other Foreign Countries</i>	30	2,545	..	2,634	2,37,937
TOTAL FOREIGN COUNTRIES	71	2	102	4	1	5,537	507	5,520	1,019	295
TOTAL FOREIGN COUNTRIES	1,180,432	863,647	726,102	661,917	447,372	3,41,07,072	3,24,74,720	4,06,43,427	3,31,33,454	3,03,55,110

GENERAL EXPORTS

INDIAN MERCHANDISE

(556)

No. 11—continued

ARTICLES, AND COUNTRIES OF FINAL DESTINATION; ALSO SHARE OF EACH PROVINCE	QUANTITY					VALUE				
	1931-32	1932-33	1933-34	1934-35	1935-36	1931-32	1932-33	1933-34	1934-35	1935-36
Grain, Pulse, and Flour —continued						R	R	R	R	R
Rice, not in the husk (L. O.) —continued	Tons	Tons	Tons	Tons	Tons					
Cleaned Rice—concluded										
Share of Bengal	37,050	13,369	25,104	14,269	9,392	12,78,615	15,69,115	24,00,439	15,04,692	11,49,704
“ Bihar and Orissa	50	4,050
“ Bombay	13,091	11,680	12,366	12,659	12,922	24,38,123	19,53,359	17,43,237	18,31,899	18,32,416
“ Sind	1,209	663	643	324	655	1,33,463	1,03,296	93,300	1,13,666	85,648
“ Madras	53	28	140	22	125	9,319	3,900	12,445	2,606	14,657
“ Burma	1,504,357	1,103,371	979,428	885,415	687,701	10,56,36,167	7,39,48,557	6,46,64,241	5,13,37,634	4,37,30,508
TOTAL	1,550,800	1,128,908	1,017,979	913,039	710,795	11,26,54,937	8,25,78,237	8,90,19,552	5,47,90,497	5,18,66,232
broken cleaned rice—	Tons	Tons	Tons	Tons	Tons					
United Kingdom (including Channel Islands)	21,187	33,688	27,652	25,293	9,071	12,11,628	20,34,652	12,57,362	10,49,989	5,40,560
Aden and Dependencies	792	926	1,598	1,745	399	47,013	65,136	64,865	56,568	23,609
Ceylon (excluding Maldives)	9,778	4,559	6,101	1,845	2	6,37,535	3,26,532	3,07,780	97,440	102
Straits Settlements	999	609	1,289	2,431	397	35,169	19,420	35,637	73,519	12,754
Hongkong	9,583	5,894	5,109	101	..	3,31,147	2,18,982	1,34,743	1,574	..
Other British Possessions	13	..	68	20	92	886	..	4,243	840	0,705
TOTAL BRITISH EMPIRE	42,352	45,676	41,717	31,435	9,931	22,63,877	26,59,722	18,04,630	12,79,930	5,93,730
Sweden	200	14,933
Germany	16,023	9,245	6,878	2,479	140	7,82,381	5,36,662	2,64,239	1,31,784	9,707
Netherlands	2,526	1,555	1,775	1,149	..	1,08,356	95,531	80,982	72,800	..
Belgium	23,176	19,925	30,350	18,096	1,992	11,83,258	9,62,912	9,62,611	4,38,255	1,13,209
France	750	26,130
Italy (including Fiume)	1,418	2,019	1,870	1,940	750	59,808	1,19,024	87,648	1,10,811	55,087
Mascat Territory and Trucial Oman	137	210	197	321	148	11,266	17,501	15,500	19,044	11,638
Other Native States in Arabia	50	153	132	92	50	2,978	9,695	4,800	4,419	4,989
China (exclusive of Hongkong and Macao)	59	541	266	1,781	15,368	13,902	..
United States of America— Via Atlantic Coast	100	200	5,598	6,067	..
Other Foreign Countries	3	1	45	..	30	430	156	1,920	..	1,778
TOTAL FOREIGN COUNTRIES	44,083	83,167	41,888	19,543	3,810	21,74,602	17,43,262	14,38,575	7,92,091	2,11,311
Share of Bengal	255	707	2,125	970	995	51,037	40,392	1,49,543	73,618	85,776
“ Bombay	35	7	90	126	32	5,000	310	3,343	3,398	7,772
“ Sind	164	419	110	92	126	14,258	41,148	9,426	7,931	10,333
“ Madras	1	198	..	10	1	..
“ Burma	85,280	77,710	31,280	49,760	12,038	43,67,483	43,30,739	30,75,379	19,81,473	6,91,265
TOTAL	86,435	78,843	83,605	50,978	13,241	44,37,979	44,02,984	32,48,205	20,72,021	7,05,041
Other sorts—	Tons	Tons	Tons	Tons	Tons					
United Kingdom (including Channel Islands)	120	..	1,050	2,393	481	7,410	5	20,769	69,480	15,769
Ceylon (excluding Maldives)	187	206	168	211	216	50,114	54,348	36,386	48,195	47,650
Straits Settlements	8,023	3,824	7,843	6,116	3,115	4,76,562	2,11,540	2,51,589	2,09,138	1,47,695
Hongkong	11,949	5,513	7,735	90	73	5,46,289	2,04,317	2,25,886	5,401	5,337
Kaiping Colony	28	14	24	23	15	8,150	3,481	7,910	7,070	5,238

No. 11—continued

ARTICLES, AND COUNTRIES OF FINAL DESTINATION; ALSO SHARE OF EACH PROVINCE.	QUANTITY					VALUE				
	1931-32	1932-33	1933-34	1934-35	1935-36	1931-32	1932-33	1933-34	1934-35	1935-36
	Tons	Tons	Tons	Tons	Tons	Rs	Rs	Rs	Rs	Rs
Grain, Pulse and Flour— continued.										
Rice, not in the husk (I. C) —continued										
Other sorts—continued										
Other British Possessions	15	23	65	31	20	5,659	5,608	10,045	6,040	4,673
TOTAL BRITISH EMPIRE	20,322	9,580	16,380	8,366	8,920	10,94,153	4,79,544	5,52,586	3,45,399	2,26,362
Finland	2,500	1,64,705
Norway	..	400	300	23,717	12,847
Germany	15,659	5,802	2,000	..	150	10,94,393	3,41,100	1,00,456	..	8,711
Netherlands	4,826	2,375	50	..	200	3,27,933	1,58,140	1,976	..	10,985
Belgium	2,680	915	1,89,228	64,069
Sumatra	268	43	17,597	2,738
Java	2,391	900	420	265	..	1,61,006	49,441	20,757	9,728	..
Celebes and other Islands	300	20,067
Siam	88	12	..	4	..	7,823	1,274	..	400	20
Mormosa	..	200	14,934
China (exclusive of Hongkong and Macao)	9,007	1,779	3,925	749	681	6,05,718	1,02,251	1,46,296	37,066	43,313
Egypt	5,665	300	4,16,302	23,717
Cuba	3,500	2,53,690
Other Foreign Countries	5	6	66	6	50	1,333	1,580	4,769	1,516	6,496
TOTAL FOREIGN COUNTRIES	46,679	12,782	9,761	1,024	1,381	32,39,788	7,82,970	2,87,091	43,710	39,542
Share of Bengal	357	12	13	16	6	40,916	1,710	1,534	1,916	743
.. Bombay	313	234	203	250	371	61,260	62,315	51,534	59,979	60,363
.. Madras	9	3	48	7	7	644	491	3,023	1,054	1,139
.. Burma	66,430	22,063	23,333	9,813	5,917	42,31,131	11,97,493	7,33,491	3,31,030	2,53,654
TOTAL	67,001	22,312	26,141	9,390	6,301	43,38,941	12,62,514	8,39,627	3,93,979	3,15,904
TOTAL RICE NOT IN THE HUSK—	Tons	Tons	Tons	Tons	Tons					
United Kingdom (including Channel Islands)	59,825	75,210	71,415	83,375	59,122	39,52,509	53,94,406	42,63,792	53,35,529	33,55,915
Irish Free State (a)	183	573	9,527	44,078
Malta and Gozo	75	360	828	879	794	6,384	31,309	63,191	67,963	59,539
Cyprus	100	179	95	..	45	6,795	13,939	5,208	..	2,352
Palestine	199	367	91	151	538	23,496	85,533	7,340	12,131	44,032
Aden and Dependencies	9,993	8,373	14,080	12,747	9,741	11,03,015	8,35,767	9,33,960	8,33,012	8,32,413
Bahrain Islands	16,130	17,133	12,676	12,334	17,559	23,46,303	21,32,437	12,77,733	10,94,234	17,73,124
Ceylon (excluding Maldives)	409,899	394,314	403,329	391,501	423,706	3,66,61,023	3,40,20,193	2,69,71,682	2,78,47,662	3,49,90,973
Maldives	230	103	109	233	33	32,866	11,610	9,603	27,921	3,240
Straits Settlements	232,736	156,479	153,971	135,436	133,413	1,66,64,767	1,10,33,373	87,96,114	82,46,396	1,08,33,009
Federated Malay States	63,664	57,176	59,931	53,007	67,606	47,94,682	41,60,761	34,51,112	33,94,213	53,31,192
Hongkong	63,273	27,347	51,683	2,324	5,104	40,16,815	16,11,634	27,13,269	1,31,119	3,76,316
Gambia	..	400	775	1,600	5,669	..	19,707	41,243	99,957	3,34,033
Gold Coast (including Br. Mandated territory of Togoland)	1,709	200	25	630	5,464	1,08,843	10,603	1,433	32,151	3,31,735
Nigeria (including Br. Man- dated territory of Cam- eroons)	531	773	61	699	4,317	41,733	51,963	3,036	42,937	3,31,934
Protectorate of South West Africa	535	67	80	43,573
Union of South Africa	26,956	24,775	25,344	26,019	35,708	30,45,202	25,33,431	21,33,251	24,62,901	27,30,433
Zanzibar and Pemba	14,031	11,067	13,633	9,513	9,593	11,47,429	9,03,553	11,67,417	7,73,051	8,29,007
Kenya Colony	3,013	1,371	1,343	1,334	2,422	5,03,362	3,26,339	3,37,125	3,90,336	4,55,727
Tanganyika Territory	249	156	131	130	199	49,300	32,333	33,361	33,329	39,359
Somaliand Protectorate	1,633	2,344	3,429	2,542	1,137	1,34,331	2,70,360	2,07,554	1,43,155	36,913
Anglo-Egyptian Sudan	1,039	929	266	123	285	1,23,607	1,03,370	30,141	15,976	133,233
Mauritius and Dependencies	50,640	51,765	52,392	61,913	55,091	54,01,230	46,30,335	36,52,430	47,01,334	47,31,433
Seychelles	2,252	2,313	1,735	2,406	1,972	2,44,452	2,76,355	1,53,552	2,34,675	2,07,913
Soerabaja (b)	41	336	11	4,330	30,373	2,040

(a) Separately shown from 1933-34. Included in the United Kingdom up to 1932-33.
 (b) " " " " " Aden and Dependencies " " "

GENERAL EXPORTS

(558)

INDIAN MERCHANDISE

No. 11—continued

ARTICLES, AND COUNTRIES OF FINAL DESTINATION; ALSO SHARE OF EACH PROVINCE	QUANTITY					VALUE				
	1931-32	1932-33	1933-34	1934-35	1935-36	1931-32	1932-33	1933-34	1934-35	1935-36
Grain, Pulse and Flour —continued	Tons	Tons	Tons	Tons	Tons	R	R	P	R	R
Rice, not in the husk (I. C.) —continued										
TOTAL RICE, NOT IN THE HUSK —continued										
Canada—										
<i>Via Atlantic Coast</i>	8,100	4,600	6,000	6,574	7,012	8,62,838	8,50,301	3,03,754	3,86,077	4,87,028
<i>" Pacific "</i>	600	70	680	1,000	2,080	1,17,086	9,840	60,256	96,220	2,15,686
Bahamas	..	116	458	936	610	..	7,323	24,591	54,717	46,274
British West India Islands (excluding Bahamas)	19,124	14,362	20,820	35,551	42,004	16,09,886	11,53,394	13,10,737	24,42,654	33,85,780
British Honduras	100	125	440	5,246	7,430	32,638
Commonwealth of Australia	3,754	4,702	4,763	4,086	3,086	3,37,888	4,00,805	2,41,826	2,80,851	2,76,733
Territory of Papua	1,725	2,025	2,000	1,801	230	1,41,568	1,36,910	1,01,442	6,572	17,025
New Zealand	1,710	531	1,734	2,821	262	1,34,523	40,027	98,297	1,58,408	21,167
Fiji Islands	55	18	18	18	39	3,690	1,829	2,656	2,832	6,178
Other British Possessions	14	44	21	..	20	2,988	2,376	1,015	20
TOTAL BRITISH EMPIRE	981,680	861,672	905,489	856,723	886,688	8,31,74,208	7,05,05,408	5,85,55,630	5,94,53,346	7,31,03,610
U. S. S. R.—										
Northern	2,059	4,800	2,400	1,26,914	3,27,563	1,08,277
Finland	6,750	1,000	2,000	21,207	3,750	4,62,251	49,778	1,01,547	12,26,452	2,57,101
Sweden	2,000	4,554	11,973	10,638	6,705	1,56,805	3,94,517	6,64,124	6,28,407	4,18,761
Norway	700	450	760	1,250	..	37,250	21,320	34,844	77,632
Poland (including Danzig)	74,288	30,200	38,379	40,210	58,158	49,21,976	19,60,155	17,92,489	25,54,682	38,77,514
Denmark	2,890	1,650	..	15	..	1,61,229	98,683
Germany	261,908	223,106	246,113	157,934	79,309	1,78,18,741	1,54,96,676	1,38,44,739	88,39,004	54,05,401
Netherlands	157,775	95,641	60,835	62,403	60,709	1,08,52,306	60,74,286	42,91,465	39,03,449	44,73,204
Belgium	48,834	28,667	40,942	10,666	7,592	28,27,698	15,78,565	15,41,210	7,85,498	5,00,732
France	1,650	585	734	904	262	1,58,440	60,615	69,544	91,246	32,402
Portugal (including Azores and Madeira)	2,606	1,789	900	3,000	7,050	2,32,512	1,47,177	64,768	88,662	4,78,683
Italy (including Fiume)	22,195	28,184	26,800	25,239	12,869	16,76,696	18,73,094	14,69,922	16,70,192	9,77,607
Czecho-Slovakia	2,200	1,57,154
Roumania	200	1,200	300	10,578	95,803	8,089
Greece (including Crete)	155	315	215	235	510	19,477	37,309	22,851	25,055	54,406
Turkey, European	1,432	1,792	135	300	30	1,76,664	2,01,111	16,451	33,003	3,279
Turkey, Asiatic	609	320	123	136	155	59,482	32,224	8,401	12,951	16,110
Syria	573	1,093	439	178	137	64,953	1,07,090	37,143	17,986	15,849
Maskat Territory and Trucial Oman	18,617	21,849	10,780	19,997	18,901	22,22,857	24,78,188	17,02,190	19,84,406	18,92,859
Other Native States in Arabia	22,805	22,206	27,617	28,376	27,819	27,33,772	23,47,975	19,35,763	21,46,642	25,26,973
Iraq	220	288	39	42	39	31,736	62,060	6,074	4,730	5,609
Iran	293	1,440	463	233	293	35,431	1,50,735	48,042	22,815	22,400
Sumatra	95,843	62,491	69,805	70,018	74,744	63,73,673	43,29,312	40,75,103	39,53,969	49,05,479
Java	63,179	18,313	4,383	25,806	4,245	42,98,757	10,79,669	2,28,351	15,83,791	2,75,679
Celebes and other Islands	25	175	179	300	..	2,034	7,891	7,918	20,067
Siam	6,316	970	263	37	44	4,44,729	77,781	17,505	3,082	3,678
Japan	405	74,061	205	4,155	9,138	30,171	62,27,022	12,383	2,73,351	6,88,497
Formosa	9,340	7,04,266
China (exclusive of Hong- kong and Macao)	353,556	283,823	170,613	173,425	71,747	2,65,20,772	1,79,06,527	93,71,987	97,45,884	49,64,019
Egypt	86,272	86,235	24,192	29,863	13,706	57,03,463	24,75,833	12,89,950	17,42,345	9,67,453
Tripoli (Libya)	22	8	4	2,500	5,100	313
Spanish West Africa	266	19,494
French West Africa	150	417	11,984	33,095
Portuguese East Africa	7,575	7,796	7,394	5,958	6,397	9,74,949	8,72,953	6,43,647	5,91,379	6,69,345
Réunion	2,238	..	1	1	..	1,78,488	..	150	225
Italian East Africa (Somaliland and Britrea).	2,020	2,245	3,063	3,014	3,082	2,43,474	2,54,992	2,65,092	2,73,653	3,21,333
French Somaliland	1,295	857	1,032	672	533	1,58,115	1,03,586	78,968	66,086	56,869
Abyssinia	380	23,589
United States of America—										
<i>Via Atlantic Coast</i>	556	507	618	2,651	1,813	59,870	59,499	79,659	2,21,901	1,94,019
<i>" Pacific "</i>	4	3	..	1,155	940	156

No. 11--continued

ARTICLES, AND COUNTRIES OF FINAL DESTINATION; ALSO SHARE OF EACH PROVINCE	QUANTITY					VALUE				
	1931-32	1932-33	1933-34	1934-35	1935-36	1931-32	1932-33	1933-34	1934-35	1935-36
	Tons	Tons	Tons	Tons	Tons	R	R	R	R	R
Grain, Pulse, and Flour —continued										
Rice, not in the husk (I. C.) —concluded										
TOTAL RICE NOT IN THE HUSK—concluded										
Cuba	70,173	39,043	46,190	16,715	25,449	51,90,640	29,98,122	28,13,641	8,52,182	21,21,302
Hayti and St. Domingo . . .	1,272	2,000	800	86,457	1,32,608	85,115
French West Indies	600	732	377	752	127	78,019	67,854	31,189	69,457	13,174
Columbia	3,430	48	..	5	..	2,38,026	3,169	..	515	..
Venezuela	1,547	933	814	9	..	1,12,804	64,049	45,539	453	..
Argentine Republic (including the Atlantic Coast of Pata- gonia)	175	11,500
Chile (including the Pacific coast of Patagonia)	30	2,545	..	2,684	2,37,987
Other Foreign Countries . . .	9	..	95	3	..	1,598	107	5,108	840	70
TOTAL FOREIGN COUNTRIES	1,319,735	966,524	827,050	735,814	507,927	9,52,64,670	7,12,42,336	4,66,58,398	4,35,75,055	8,63,70,400
Share of Bengal	123,185	120,796	107,687	94,161	80,140	1,57,94,714	1,31,17,599	84,88,303	92,47,208	87,73,277
„ Bihar and Orissa	50	4,050
„ Bombay	13,342	11,339	12,674	12,971	13,275	25,66,433	20,19,094	18,10,763	19,05,646	19,50,550
„ Sind	37,848	38,339	17,550	23,245	24,197	52,03,040	39,52,930	21,13,053	25,03,899	26,54,395
„ Madras	61,175	64,894	78,262	72,906	70,664	91,83,910	86,36,433	80,13,612	80,71,133	83,91,816
„ Burma	2,065,315	1,602,339	1,516,368	1,389,264	1,205,339	14,57,11,771	11,41,11,732	8,37,88,297	8,13,00,324	8,77,04,972
TOTAL	2,301,415	1,828,196	1,732,539	1,592,537	1,398,615	17,84,38,968	14,16,87,334	10,52,14,028	10,30,28,403	10,94,74,010
Rice flour and ground rice (I. C.)—										
TOTAL BRITISH EMPIRE	6	1	6	1,382	547	178	179	517
Mascat Territory and Trucial Oman	66	90	101	58	32	5,722	7,967	9,374	5,078	2,773
Other Foreign Countries . . .	1	1	..	12	1	440	274	95	2,354	354
TOTAL FOREIGN COUNTRIES	67	91	101	70	38	6,173	8,241	9,469	7,432	3,127
Share of Bombay	7	2	..	12	1	1,720	631	190	2,440	464
„ Sind	66	90	101	58	32	5,334	8,157	9,429	5,148	2,823
„ Madras	28	23	16
„ Burma	6	336
TOTAL	73	92	101	70	39	7,554	8,788	9,647	7,611	3,644
Wheat (I. C.)—										
United Kingdom (including Channel Islands)	16,775	8,612	6,955	10,07,890	11	17	7,12,395	5,39,648
Aden and Dependencies . . .	257	211	159	223	241	60,871	41,049	32,172	40,610	43,088
Bahrain Islands	6	1	47	4	15	1,200	244	8,410	712	2,040
Ceylon (excluding Maldives) . .	145	166	229	288	293	20,199	20,004	26,734	28,577	28,466
Straits Settlements	312	380	284	215	327	68,294	60,874	42,348	46,144	47,809
Hongkong	84	120	24	185	273	8,587	14,344	2,130	13,132	23,039
Zanzibar and Pemba	291	301	243	235	242	74,672	74,085	54,094	48,825	43,792
Kenya Colony	123	117	157	177	280	30,800	28,329	34,278	34,300	46,663
Tanganyika Territory	228	244	250	271	313	54,305	56,093	50,245	49,142	52,894
Other British Possessions . . .	43	10	22	13	14	6,050	2,461	3,760	2,375	2,303
TOTAL BRITISH EMPIRE	18,264	1,500	1,386	10,173	8,953	13,10,426	2,58,693	2,54,138	9,76,772	8,79,742

GENERAL EXPORTS

(560)

INDIAN MERCHANDISE

No. 11—continued

ARTICLES, AND COUNTRIES OF FINAL DESTINATION; ALSO SHARE OF EACH PROVINCE	QUANTITY					VALUE				
	1931-32	1932-33	1933-34	1934-35	1935-36	1931-32	1932-33	1933-34	1934-35	1935-36
Grain, Pulse and Flour <i>—continued</i>	Tons	Tons	Tons	Tons	Tons	R	R	R	R	R
<i>Wheat (I. C.)—continued</i>										
Mascat Territory and Trucial Oman	830	387	327	347	328	70,660	36,212	30,080	30,119	30,037
Other Native States in Arabia	832	231	284	409	346	91,552	35,831	34,321	43,430	39,838
Java	43	40	25	1	1	6,410	5,721	2,720	136	226
Egypt	201	18,392
Other Foreign Countries . .	45	36	38	32	67	6,019	6,108	5,646	5,121	6,233
TOTAL FOREIGN COUNTRIES	1,951	694	674	789	637	1,93,032	83,872	72,776	83,806	68,334
Share of Bengal	177	168	74	142	16	20,992	21,323	7,351	12,086	1,828
“ Bombay	1,357	1,308	1,335	1,280	1,541	3,12,211	2,93,173	2,50,106	2,49,509	2,67,415
“ Sind	18,664	645	739	2,510	7,833	11,78,223	59,633	67,699	7,95,800	6,70,803
“ Madras	217	195	156	248	326
“ Burma	17	73	12	30	200	1,457	3,037	1,252	3,135	13,284
TOTAL	20,215	2,194	2,080	10,962	9,590	15,12,460	3,82,265	3,26,964	10,60,578	9,48,076
<i>Wheat flour (I. C.)—</i>	Tons	Tons	Tons	Tons	Tons					
Aden and Dependencies . .	5,577	3,500	2,847	1,659	5,122	6,09,065	4,03,774	3,29,126	1,60,582	3,33,471
Bahrain Islands	539	195	231	223	214	81,568	23,178	25,825	24,336	24,501
Ceylon (excluding Maldives)	812	325	254	526	307	88,316	40,508	28,817	58,168	39,924
Straits Settlements	3,229	1,618	1,611	2,422	3,402	5,41,690	2,72,121	2,14,345	3,26,764	4,74,531
Federated Malay States . .	789	392	148	224	342	92,449	54,770	13,701	20,358	31,193
Zanzibar and Pemba	2,748	1,500	641	1,507	342	5,29,186	2,82,980	1,08,316	84,742	53,018
Kenya Colony	3,149	1,662	1,422	1,495	3,546	6,78,973	3,50,942	2,62,263	2,42,059	4,77,055
Tanganyika Territory	180	87	88	94	82	31,338	18,898	15,619	14,740	12,743
Somaland Protectorate . . .	94	62	38	18	18	10,285	6,862	4,248	1,845	1,418
Anglo-Egyptian Sudan	5,192	2,260	218	210	714	5,86,852	2,44,075	29,263	30,298	95,542
Mauritius and Dependencies	1,277	256	92	101	82	1,39,916	29,096	10,611	12,432	19,039
Seychelles	293	241	56	17	15	56,122	48,645	11,569	3,653	2,541
Other British Possessions . .	23	14	30	88	21	3,900	3,124	7,150	7,146	3,923
TOTAL BRITISH EMPIRE	23,922	12,112	7,676	7,589	12,202	34,44,730	17,79,873	10,60,353	9,96,123	15,53,954
Mascat Territory and Trucial Oman	3,114	2,708	2,095	3,007	1,864	2,69,702	2,63,206	2,02,517	1,82,646	1,76,706
Other Native States in Arabia	10,700	3,862	2,086	1,414	2,763	15,28,472	4,66,940	2,34,376	1,96,880	3,61,205
Iraq	49	40	21	31	13	3,709	6,739	4,204	5,793	1,664
Siam	316	227	131	141	182	39,195	34,359	13,771	12,829	16,919
Egypt	822	23	8	20	..	92,534	2,297	806	2,736	..
Portuguese East Africa	212	205	162	169	168	44,965	40,804	30,517	26,922	28,517
Italian East Africa (Somal- land and Brittes)	3,157	1,345	206	313	763	3,04,307	1,41,465	22,720	33,069	78,988
French Somaliland	373	236	111	23	49	36,410	28,107	18,490	1,851	4,800
Other Foreign Countries . . .	54	32	40	56	27	3,152	5,919	4,739	7,947	4,111
TOTAL FOREIGN COUNTRIES	18,902	8,678	4,860	4,174	5,829	23,52,447	9,89,806	5,77,140	4,70,673	6,72,910

No. 11—continued

ARTICLES, AND COUNTRIES OF FINAL DESTINATION; ALSO SHARE OF EACH PROVINCE	QUANTITY					VALUE				
	1931-32	1932-33	1933-34	1934-35	1935-36	1931-32	1932-33	1933-34	1934-35	1935-36
Grain, Pulse, and Flour —continued						₹	₹	₹	₹	₹
Wheat flour (I. O.)—continued	Tons	Tons	Tons	Tons	Tons					
Share of Bengal	2,222	250	643	841	953	2,55,494	1,32,110	63,887	75,298	82,165
“ Bombay	15,218	6,325	4,619	5,113	5,476	29,36,693	12,12,223	9,23,423	8,05,621	12,25,909
“ Sind	24,858	13,352	6,130	5,809	5,562	25,24,628	14,12,312	6,40,445	6,85,221	9,05,784
“ Madras	1	1	1	689	374	141	1	350
“ Burma	325	25	30	..	24	36,665	11,055	2,727	65	5,715
TOTAL	43,724	20,790	12,536	11,763	18,031	57,97,177	27,69,070	16,37,492	14,66,796	22,26,964
Other sorts (I. O.)—	Tons	Tons	Tons	Tons	Tons					
United Kingdom (including Channel Islands)	194	741	140	238	428	15,569	46,732	14,284	31,198	46,555
Ceylon (excluding Maldives)	116	166	147	397	189	12,732	15,540	14,113	38,320	21,087
Straits Settlements	66	77	40	105	82	10,312	11,420	7,684	17,193	10,569
Union of South Africa	155	131	147	177	178	33,591	22,847	22,855	27,373	26,618
Kenya Colony	133	99	140	57	63	29,487	20,043	27,710	11,016	9,615
Tanganyika Territory	19	18	19	22	27	4,440	3,599	3,499	3,688	5,344
Mauritius and Dependencies	92	136	95	144	185	11,965	25,080	11,672	17,577	22,587
Other British Possessions	48	49	47	61	52	6,889	7,322	7,291	8,329	6,974
TOTAL BRITISH EMPIRE	793	1,469	775	1,241	1,214	1,24,944	1,52,533	1,09,053	1,55,897	1,49,859
Germany	215	263	260	143	45	23,079	31,396	25,790	16,715	4,715
Netherlands	17	66	55	51	53	1,771	3,995	5,477	6,068	4,301
Belgium	32	76	52	60	71	3,594	13,504	3,030	6,240	7,950
France	5	74	120	31	15	500	9,490	15,263	3,125
Italy (including Finme)	16	5	52	3	..	2,106	630	6,702	279
Portuguese East Africa	54	47	46	59	62	12,601	3,509	7,500	9,479	9,707
Other Foreign Countries	30	5	41	23	73	3,337	884	3,755	2,861	3,472
TOTAL FOREIGN COUNTRIES	343	473	538	513	337	45,297	65,894	60,672	63,329	39,049
Share of Bengal	1	..	7	1	1	162	24	429	236	143
“ Bombay	321	328	1,030	1,144	1,132	1,33,719	1,54,165	1,42,036	1,55,333	1,42,943
“ Sind	210	223	222	301	240	23,936	31,564	23,733	33,771	28,160
“ Madras	5	24	13	255	104	613	1,312	429	34,331	12,037
“ Burma	104	642	20	53	64	6,395	31,463	2,403	4,550	6,361
TOTAL	1,141	1,947	1,308	1,754	1,651	1,70,241	2,19,427	1,69,730	2,19,026	1,83,399
Total Grain, Pulse, and Flour—	Tons	Tons	Tons	Tons	Tons					
United Kingdom (including Channel Islands)	107,297	121,609	92,855	150,333	31,448	75,46,199	88,31,033	59,84,256	1,01,85,648	63,92,623
Irish Free State (a)	—	—	..	133	573	—	—	..	9,527	44,073
Malta and Goso	75	360	345	379	794	6,334	31,809	65,322	67,991	59,539
Cyprus	100	179	95	7	112	6,795	13,939	3,208	1,970	9,357
Palestine	203	367	96	625	723	24,766	35,533	3,640	74,652	60,547
Aden and Dependencies	13,610	13,315	13,703	16,164	16,211	21,13,774	14,30,394	14,74,202	12,34,471	15,60,773
Bahrain Islands	16,791	17,403	13,076	12,937	17,915	24,40,319	21,65,375	13,25,723	11,79,935	13,21,617
Ceylon (excluding Maldives)	450,474	426,465	432,712	429,314	466,275	4,02,20,336	3,70,29,536	2,96,57,377	3,11,71,713	3,35,60,553
Maldives	242	111	109	237	33	34,142	11,992	9,759	23,553	3,240
Straits Settlements	244,362	165,717	163,423	145,674	150,449	1,62,98,271	1,22,04,200	98,01,159	95,02,640	1,23,57,166
Federated Malay States	65,246	50,127	61,599	55,364	69,676	50,90,441	43,76,303	36,66,076	36,03,455	55,42,334
Hongkong	64,510	28,999	52,367	3,533	5,937	40,35,379	16,92,470	27,74,503	2,30,116	4,37,374
Gambia	400	775	1,300	5,669	..	10,707	41,243	90,957	3,84,093
Gold Coast (including Br. Mandated Territory of Togoland)	1,709	200	25	630	5,464	1,03,343	10,603	1,493	32,151	3,31,733
Nigeria (including Br. Man- dated Territory of Cama- roons)	331	773	61	690	4,313	41,733	51,935	3,936	43,073	3,32,156
Protectorate of S. W. Africa	535	101	163	43,573

(a) Separately shown from 1933-34. Included into "the United Kingdom" up to 1932-33.

GENERAL EXPORTS

(562)

INDIAN MERCHANDISE

No. 11—continued

ARTICLES, AND COUNTRIES OF FINAL DESTINATION; ALSO SHARE OF EACH PROVINCE	QUANTITY					VALUE				
	1931-32	1932-33	1933-34	1934-35	1935-36	1931-32	1932-33	1933-34	1934-35	1935-36
	Tons	Tons	Tons	Tons	Tons	R	R	R	R	R
Grain, Pulse, and Flour —continued Total Grain, Pulse, and Flour —continued										
Union of South Africa	23,929	26,814	27,689	28,523	28,269	34,16,701	29,22,766	24,61,589	28,25,222	31,32,056
Zanzibar and Pemba	17,586	13,176	14,875	10,873	10,618	18,59,606	13,82,520	13,07,152	9,97,892	10,02,602
Kenya Colony	6,988	4,253	4,087	4,336	6,946	12,73,184	8,35,830	7,07,883	8,20,707	10,93,677
Tanganyika Territory	840	617	659	708	804	1,82,002	1,37,002	1,28,707	1,33,320	1,38,831
Somaland Protectorate	2,067	3,227	2,562	2,579	1,225	2,47,078	3,53,573	2,18,554	1,51,062	90,820
Anglo-Egyptian Sudan	10,329	5,455	740	552	1,265	10,34,822	5,14,156	90,638	72,129	1,58,832
Mauritius and Dependencies	57,321	57,910	57,473	69,224	60,984	62,91,511	54,79,906	41,77,696	55,02,764	55,26,156
Seychelles	2,598	2,148	1,866	2,680	2,321	3,12,135	2,45,138	1,79,516	2,58,183	2,57,490
Socotra (a)	—	—	65	942	14	—	—	6,768	82,465	2,391
Canada—										
Via Atlantic Coast	5,100	4,600	6,903	6,638	7,044	3,62,383	3,50,301	3,94,254	3,90,195	4,87,233
" Pacific "	1,066	747	750	1,122	3,018	1,28,022	51,158	76,030	1,07,733	2,19,032
Bahamas	..	116	453	936	610	..	7,323	24,591	54,717	46,274
British West India Islands (excluding Bahamas)	19,876	14,980	21,773	36,057	43,581	17,18,661	12,34,852	14,24,876	25,08,247	34,80,073
British Honduras	100	125	440	5,246	7,430	32,633
British Guiana	355	671	589	534	317	51,194	76,068	59,424	57,095	42,666
Commonwealth of Australia	4,166	6,136	5,007	4,486	4,604	2,75,427	5,04,676	2,61,698	2,67,570	3,36,834
Territory of Papua	1,725	2,025	2,000	130	230	1,41,563	1,36,910	1,01,442	6,572	17,025
New Zealand	1,902	632	1,867	3,002	402	1,53,313	51,311	1,11,658	1,75,524	37,290
Fiji Islands	537	499	708	470	613	69,833	62,555	80,035	55,656	83,907
Other British Possessions	..	14	44	21	2	40	3,320	2,531	1,035	355
TOTAL BRITISH EMPIRE	1,122,976	930,008	983,716	992,358	1,000,039	9,77,40,849	6,23,04,405	6,67,89,974	7,19,38,555	8,42,33,693
U. S. S. R.—										
Northern	2,059	4,300	2,400	1,26,914	3,27,563	1,06,277
Finland	6,756	1,000	2,000	21,207	3,750	4,62,251	49,773	1,01,547	12,26,452	2,57,101
Sweden	2,000	4,554	11,972	10,633	6,706	1,56,806	3,94,517	6,64,124	6,23,407	4,18,761
Norway	..	700	450	750	1,250	..	37,250	21,320	34,844	77,632
Denmark	2,900	1,669	..	15	..	1,62,466	96,239
Poland (including Danzig)	74,238	30,200	33,370	49,210	53,153	49,21,976	19,60,155	17,92,439	25,54,633	33,77,514
Germany	302,200	275,213	252,694	159,416	79,254	2,70,94,696	1,79,50,065	1,43,36,959	69,78,259	55,00,116
Netherlands	202,150	104,761	81,112	66,661	69,915	1,32,05,026	86,55,751	43,05,662	42,40,287	44,81,694
Belgium	57,140	29,979	41,136	20,245	7,784	32,94,222	16,53,149	15,64,522	8,35,362	5,22,020
France	7,823	17,703	19,099	1,024	293	7,02,422	15,67,799	16,07,997	1,06,633	33,608
Spain	24	..	65	403	30	2,197	..	5,971	82,013	2,630
Portugal (including Azores and Madeira)	2,605	1,789	900	2,000	7,050	2,32,519	1,47,177	64,733	69,662	4,78,623
Italy (including Fiume)	22,243	38,261	26,649	26,241	12,874	16,81,672	15,81,093	14,84,610	17,54,195	9,78,131
Czechoslovakia	2,200	1,57,151
Roumania	200	1,300	200	19,573	95,808	3,080
Greece (including Crete)	155	315	215	235	510	19,477	37,309	22,851	25,055	54,401
Turkey, European	1,432	1,793	135	300	30	1,76,664	2,01,111	18,451	33,003	3,271
Turkey, Asiatic	613	320	123	136	155	59,782	32,224	8,401	12,951	16,111
Syria	611	1,143	551	420	189	76,543	1,19,595	65,023	52,329	23,331
Mesopotamian Territory and Trucial Oman	23,555	25,649	19,777	12,861	21,663	27,18,671	28,39,345	19,91,239	22,47,266	21,54,511
Other Native States in Arabia	33,333	29,493	33,410	33,257	34,336	48,53,240	31,50,733	25,93,367	26,87,000	32,60,871
Iraq	323	438	236	235	259	50,641	84,565	42,433	33,471	34,001
Iran	333	1,527	473	261	293	41,489	1,68,297	44,151	25,154	23,001
Honjam Islands	30	13	22	16	2	4,190	2,055	3,030	2,502	3,001
Sumatra	95,862	62,493	69,305	70,013	74,745	63,76,316	43,30,410	40,75,190	39,64,061	40,05,001
Java	63,344	18,732	4,543	25,902	4,305	43,15,795	11,27,203	2,46,227	15,44,481	2,83,301
Celebes and other Islands	..	25	175	179	300	..	2,034	7,894	7,918	20,001
Siam	6,874	1,412	564	340	420	5,17,733	1,43,525	52,950	33,971	45,001
Japan	23,940	92,805	17,203	22,303	38,951	12,10,475	71,55,573	7,03,874	13,08,747	24,67,001
Formosa	..	0,340	7,94,260
China (exclusive of Hongkong and Macao)	353,567	233,836	170,680	173,424	71,768	2,65,23,355	1,70,99,231	92,74,689	97,47,289	49,60,001
Egypt	90,784	33,445	24,120	30,323	14,109	61,79,104	24,93,855	12,92,667	13,22,054	10,30,001

(a) Separately shown from 1933-34. Included into "Aden and Dependencies" up to 1932-33.

No. 11—continued

ARTICLES, AND COUNTRIES OF FINAL DESTINATION; ALSO SHARE OF EACH PROVINCE	QUANTITY					VALU				
	1931-32	1932-33	1933-34	1934-35	1935-36	1931-32	1932-33	1933-34	1934-35	1935-36
Grain, Pulse, and Flour —concluded	Tons	Tons	Tons	Tons	Tons	₹	₹	₹	₹	₹
Total Grain, Pulse, and Flour —concluded										
Tripoli (Libya)	22	63	4	2,400	5,100	213
French West Africa	1	150	420	105	11,984	23,506
Portuguese East Africa	8,274	8,467	8,010	6,616	7,124	11,45,922	10,07,021	7,62,738	7,01,308	7,00,640
Reunion	75	2,389	58	281	124	12,985	2,02,097	11,268	41,680	23,011
Italian East Africa (Somaliland and Eritrea)	6,584	4,042	8,324	3,468	6,474	7,18,145	4,48,440	2,94,071	3,22,508	6,62,920
French Somaliland	2,126	1,263	1,254	734	910	2,45,870	1,00,908	1,05,700	70,951	89,057
Abyssinia	320	22,589
Spanish West Africa	206	19,494
United States of America—										
<i>V/d Atlantic Coast</i>	568	508	842	2,551	1,825	61,140	59,628	82,023	2,21,908	1,96,209
<i> " Pacific " " " " "</i>	8	4	700	20	2	1,936	896	29,217	8,812	516
Cuba	70,186	39,043	46,190	16,715	25,449	52,00,865	29,03,122	23,12,641	8,52,182	21,21,302
Haiti and St. Domingo	1,272	2,000	600	86,457	1,32,608	35,115
French West Indies	611	742	394	707	127	74,604	69,259	33,344	65,632	13,174
Colombia	2,480	48	..	5	..	2,38,020	3,169	..	515	..
Venezuela	1,547	938	314	9	..	1,12,804	64,949	45,589	458	..
Dutch Guiana	156	185	218	156	60	22,709	17,542	20,357	18,614	7,882
Argentine Republic (including the Atlantic Coast of Patagonia)	175	11,500	10
Chile (including the Pacific Coast of Patagonia)	80	2,545	..	2,684	2,37,987
Other Foreign Countries	18	1	8	35	28	3,772	508	1,224	4,719	3,489
TOTAL FOREIGN COUNTRIES	1,481,184	1,075,720	881,495	772,817	553,335	10,59,77,131	7,84,61,458	5,00,68,562	4,65,01,319	3,98,53,474
<i>Share of Bengal</i>	<i>150,848</i>	<i>150,324</i>	<i>131,800</i>	<i>122,723</i>	<i>104,699</i>	<i>1,90,21,175</i>	<i>1,62,37,122</i>	<i>1,17,76,373</i>	<i>1,19,50,341</i>	<i>1,12,68,374</i>
<i>" Bihar and Orissa</i>	<i>50</i>	<i>..</i>	<i>..</i>	<i>..</i>	<i>..</i>	<i>4,050</i>	<i>..</i>	<i>..</i>	<i>..</i>	<i>..</i>
<i>" Bombay</i>	<i>36,639</i>	<i>45,413</i>	<i>42,235</i>	<i>43,506</i>	<i>54,086</i>	<i>1,19,90,755</i>	<i>69,32,605</i>	<i>61,07,301</i>	<i>64,64,534</i>	<i>73,01,770</i>
<i>" Sind</i>	<i>123,335</i>	<i>97,940</i>	<i>53,215</i>	<i>38,330</i>	<i>56,847</i>	<i>1,22,07,310</i>	<i>99,36,230</i>	<i>57,01,579</i>	<i>78,08,728</i>	<i>55,54,448</i>
<i>" Madras</i>	<i>65,122</i>	<i>69,076</i>	<i>81,131</i>	<i>79,510</i>	<i>76,374</i>	<i>95,51,229</i>	<i>90,32,961</i>	<i>82,50,180</i>	<i>85,50,296</i>	<i>83,75,306</i>
<i>" Burma</i>	<i>2,173,259</i>	<i>1,693,030</i>	<i>1,556,230</i>	<i>1,431,008</i>	<i>1,200,828</i>	<i>16,08,72,855</i>	<i>11,86,48,395</i>	<i>8,56,42,593</i>	<i>8,36,85,965</i>	<i>9,10,97,231</i>
TOTAL	2,614,159	2,055,738	1,870,211	1,765,075	1,553,374	20,37,17,080	16,07,68,863	11,74,78,586	11,84,39,874	12,40,87,077
Gums and Resins—										
<i>Arabic (II. D)—</i>	<i>Cwts.</i>	<i>Cwts.</i>	<i>Cwts.</i>	<i>Cwts.</i>	<i>Cwts.</i>					
United Kingdom (including Channel Islands)	696	134	101	199	50	14,993	2,765	1,522	3,024	1,700
Other British Possessions	223	98	64	91	32	5,510	2,205	1,405	2,104	470
TOTAL BRITISH EMPIRE	919	232	165	290	82	20,503	4,960	3,017	5,128	2,170
Germany	332	158	405	54	..	6,034	3,935	7,107	1,356	..
Belgium	525	245	373	210	..	6,030	3,645	5,392	5,250	..
France	486	10	..	9,730	585	..
United States of America— <i>V/d Atlantic Coast</i>	401	491	..	96	..	9,545	0,440	..	1,925	..
Other Foreign Countries	68	20	21	70	83	1,977	484	500	1,700	1,000
TOTAL FOREIGN COUNTRIES	1,812	914	799	449	83	34,216	17,504	13,059	10,816	1,000
<i>Share of Bengal</i>	<i>97</i>	<i>60</i>	<i>14</i>	<i>36</i>	<i>..</i>	<i>1,920</i>	<i>1,300</i>	<i>230</i>	<i>584</i>	<i>..</i>
<i>" Bombay</i>	<i>2,634</i>	<i>1,986</i>	<i>950</i>	<i>685</i>	<i>32</i>	<i>52,799</i>	<i>21,264</i>	<i>15,796</i>	<i>15,010</i>	<i>2,170</i>
<i>" Madras</i>	<i>..</i>	<i>..</i>	<i>..</i>	<i>18</i>	<i>33</i>	<i>..</i>	<i>..</i>	<i>..</i>	<i>350</i>	<i>1,000</i>
TOTAL	2,791	1,146	964	739	165	54,719	22,464	16,076	15,944	3,170

GENERAL EXPORTS

(564)

INDIAN MERCHANDISE

No. 11—continued

ARTICLES, AND COUNTRIES OF FINAL DESTINATION; ALSO SHARE OF EACH PROVINCE	QUANTITY					VALUE				
	1931-32	1932-33	1933-34	1934-35	1935-36	1931-32	1932-33	1933-34	1934-35	1935-36
Gums and Resins—										
<i>continued</i>										
<i>Benjamin (H. D)—</i>										
TOTAL BRITISH EMPIRE	8	6	2	16	15	512	295	100	350	355
TOTAL FOREIGN COUNTRIES	4	9	..	154	..	150	268	..	4,620	..
Share of Bengal	3	3	1	154	1	75	185	50	4,620	14
" Bombay	3	10	1	16	14	310	298	50	380	70
" Madras	1	3	77	80	1
TOTAL	12	15	2	170	15	662	563	100	4,970	85
<i>Olibanum or Frankincense (H. D)—</i>										
TOTAL BRITISH EMPIRE	120	..	4	3	4	3,000	..	90	120	20
TOTAL FOREIGN COUNTRIES	62	62	..	31	119	1,025	4,045	..	1,128	3,821
Share of Bengal	6	1	128	4
" Bombay	122	62	4	25	122	3,035	4,045	92	1,128	3,817
TOTAL	182	62	4	34	123	3,035	4,045	90	1,248	3,825
<i>Resin (H. D)—</i>										
United Kingdom (including Channel Islands)	1,020	12,000	5,920	2,268	1	11,537	1,45,145	62,997	24,100	12
Ceylon (excluding Maldives)	..	56	491	667	413	..	661	5,330	6,607	4,611
Hongkong	178	7,500
Commonwealth of Australia	10,616	7,813	3,146	5,706	5,518	1,42,125	1,08,598	31,701	52,356	49,341
Other British Possessions	89	37	105	89	386	1,181	678	1,300	978	3,321
TOTAL BRITISH EMPIRE	11,903	20,806	9,362	8,615	6,318	1,63,293	2,55,072	1,01,028	84,543	58,011
Germany	..	520	5,850
Netherlands	2,955	18,64
Italy (including Finme)	1,940	600	840	2,802	..	31,325	6,750	9,450	42,725	..
Other Foreign Countries	585	134	150	195	138	5,566	1,647	1,771	2,374	1,56
TOTAL FOREIGN COUNTRIES	2,525	1,254	900	3,997	3,093	27,301	14,247	11,221	45,099	20,20
Share of Bengal	11,352	7,387	3,961	6,735	3,315	1,54,904	1,09,742	37,006	61,135	71,31
" Bombay	108	30	65	85	41	1,405	1,143	318	1,174	46
" Sind	2,970	14,023	6,926	3,992	545	33,375	1,53,435	74,425	67,333	6,01
" Madras	9	11
" Burma	1	11
TOTAL	14,428	22,060	10,862	12,812	9,411	1,80,684	2,69,319	1,12,249	1,29,642	78,2
<i>Other resins (H. D)—</i>										
United Kingdom (including Channel Islands)	592	936	1,362	2,278	2,973	11,795	23,182	32,043	48,975	75,11
Straits Settlements	323	259	47	61	61	6,841	4,301	789	1,237	1,06
Hongkong	468	1,224	794	955	472	11,484	19,081	16,837	24,178	12,5
Other British Possessions	210	125	132	161	259	3,727	2,319	3,141	4,569	7,2
TOTAL BRITISH EMPIRE	1,593	2,544	2,335	3,455	3,765	33,847	50,872	53,210	79,005	97,3

No. 11—continued

ARTICLES AND COUNTRIES OF FINAL DESTINATION; ALSO SHARE OF EACH PROVINCE	QUANTITY					VALUE				
	1931-32	1932-33	1933-34	1934-35	1935-36	1931-32	1932-33	1933-34	1934-35	1935-36
	Cwts.	Cwts.	Cwts.	Cwts.	Cwts.	₹	₹	₹	₹	₹
Gums and Resins—concluded										
<i>Other sorts (II. D)—continued.</i>										
Germany	7,884	9,862	18,983	19,973	18,008	2,57,768	2,45,418	4,98,970	5,70,652	4,24,348
Netherlands	817	1,898	2,206	1,462	1,576	8,556	32,168	36,085	32,188	45,930
Belgium	1,209	1,883	2,110	458	1,190	19,447	22,880	41,410	12,520	23,241
France	619	479	466	735	1,799	14,639	10,800	14,525	27,441	69,697
United States of America— <i>Via Atlantic Coast</i>	80,838	22,208	29,885	27,024	30,161	8,07,848	5,46,214	6,32,868	6,62,639	10,29,804
Other Foreign Countries	154	167	224	145	208	5,336	3,302	6,766	3,900	6,421
TOTAL FOREIGN COUNTRIES	41,471	35,987	58,824	50,392	56,985	11,13,659	9,60,782	12,25,624	13,09,840	15,09,441
<i>Share of Bengal</i>	48	72	313	85	64	986	1,398	9,394	2,103	1,160
<i>Bombay</i>	42,813	33,314	55,487	52,623	60,073	11,37,537	10,02,531	12,67,224	13,79,372	16,71,973
<i>Sind</i>	180	90	356	189	319	7,275	3,822	10,901	6,330	33,320
<i>Madras</i>	17	28	41	45	39	202	584	490	530	353
<i>Burma</i>	17	27	12	1,800	2,700	925
TOTAL	43,089	38,621	56,209	53,847	60,700	11,47,505	10,11,155	12,78,834	13,83,345	16,06,706
Total Gums and Resins—	Cwts.	Cwts.	Cwts.	Cwts.	Cwts.					
United Kingdom (including Channel Islands)	2,303	19,970	7,093	4,740	3,024	33,325	1,71,082	97,482	76,009	78,004
Ceylon (excluding Maldives)	168	118	572	738	475	2,268	2,042	6,282	7,668	5,511
Straits Settlements	426	330	62	102	61	8,808	5,855	1,041	1,971	1,020
Hongkong	651	1,224	794	965	483	23,234	19,981	16,387	24,625	13,148
Commonwealth of Australia	10,658	7,737	3,204	5,842	5,625	1,43,439	1,09,075	33,141	54,397	54,346
Other British Possessions	147	109	203	197	516	3,036	2,665	2,132	4,391	6,379
TOTAL BRITISH EMPIRE	14,558	23,488	11,918	12,570	10,184	2,19,155	2,10,700	1,57,445	1,69,146	1,58,408
Germany	8,187	10,530	19,338	20,027	13,072	2,64,032	3,55,203	5,01,137	5,72,008	4,26,923
Netherlands	838	1,898	2,206	1,462	4,531	9,186	32,168	36,085	32,188	45,930
Belgium	1,755	1,828	2,483	663	1,190	26,602	26,525	46,802	17,770	23,241
France	1,125	479	466	779	1,849	25,019	10,800	14,525	20,026	70,047
Italy (including Fiume)	2,013	621	870	3,820	83	24,252	7,390	10,050	43,075	1,000
United States of America— <i>Via Atlantic Coast</i>	31,249	22,785	29,885	27,874	30,163	8,17,538	5,59,654	6,32,868	6,69,184	10,29,823
Other Foreign Countries	708	411	365	398	342	9,823	5,116	8,437	7,752	7,964
TOTAL FOREIGN COUNTRIES	45,874	38,352	55,613	55,023	60,230	11,76,451	9,96,846	12,49,904	13,71,003	16,24,473
<i>Share of Bengal</i>	11,494	3,022	3,989	7,016	3,331	1,57,335	1,18,535	46,630	68,680	73,703
<i>Bombay</i>	45,753	39,638	56,507	54,342	60,337	11,95,236	10,39,330	12,73,973	13,97,026	16,79,135
<i>Sind</i>	3,150	14,173	6,932	6,131	1,064	40,650	1,63,337	86,328	73,633	29,346
<i>Madras</i>	18	30	41	63	131	235	664	490	370	1,555
<i>Burma</i>	17	27	12	..	1	1,500	2,700	925	..	192
TOTAL	60,482	61,840	67,531	67,602	70,414	13,96,606	13,07,546	14,07,349	15,40,149	17,82,981
Hardware and cutlery, in- cluding platedware (III. D)—										
United Kingdom (including Channel Islands)	—	—	—	—	—	13,900	20,737	10,950	3,542	18,229
Aden and Dependences	—	—	—	—	—	26,111	37,657	31,380	27,223	49,631
Bahrain Islands	—	—	—	—	—	4,208	3,971	6,535	6,497	10,080
Ceylon (excluding Maldives)	—	—	—	—	—	98,536	1,01,658	79,011	96,646	1,28,579
Straits Settlements	—	—	—	—	—	85,035	29,009	37,479	20,252	58,492
Hongkong	—	—	—	—	—	540	300	1,526	3,927	1,012
Zanzibar and Pemba	—	—	—	—	—	8,616	8,752	5,941	3,094	7,935
Kenya Colony	—	—	—	—	—	20,985	14,781	19,555	24,997	36,516

GENERAL EXPORTS

(566)

INDIAN MERCHANDISE

No. 11—continued.

ARTICLES, AND COUNTRIES OF FINAL DESTINATION; ALSO SHARE OF EACH PROVINCE	QUANTITY					VALUE				
	1931-32	1932-33	1933-34	1934-35	1935-36	1931-32	1932-33	1933-34	1934-35	1935-36
						Rs	Rs	Rs	Rs	Rs
Hardware and cutlery, including platedware (III. D) —continued.										
Tanganyika Territory	—	—	—	—	—	2,980	2,650	3,870	7,978	9,211
Anglo-Egyptian Sudan	—	—	—	—	—	19,994	11,142	15,130	18,040	23,110
Fiji Islands	—	—	—	—	—	2,289	5,156	4,297	5,336	6,481
Other British Possessions	—	—	—	—	—	7,908	11,245	17,464	20,499	16,380
TOTAL BRITISH EMPIRE	—	—	—	—	—	2,24,102	2,45,058	2,38,138	2,48,028	2,65,781
Norway	—	—	—	—	—	—	5,612	600	2,950	..
France	—	—	—	—	—	497	12,612	400	238	2,191
Italy (including Fiume)	—	—	—	—	—	1,887	..	40	22,740	..
Mascat Territory and Trucial Oman	—	—	—	—	—	15,089	19,536	10,885	13,101	16,711
Other Native States in Arabia	—	—	—	—	—	6,166	9,033	14,588	18,638	23,321
Iraq	—	—	—	—	—	19,535	16,356	26,591	30,566	47,201
Iran	—	—	—	—	—	5,958	5,117	14,103	13,911	12,411
Java	—	—	—	—	—	12,042	13,187	3,585	4,875	..
Japan	—	—	—	—	—	692	4,074	19,002	5,788	8,411
Portuguese East Africa	—	—	—	—	—	14,789	10,118	14,150	6,187	7,381
Italian East Africa (Somaliland and Eritrea)	—	—	—	—	—	1,583	1,704	4,455	4,830	7,381
French Somaliland	—	—	—	—	—	2,831	1,086	2,105	2,246	5,001
Other Foreign Countries	—	—	—	—	—	10,775	12,982	8,984	8,693	6,311
TOTAL FOREIGN COUNTRIES	—	—	—	—	—	91,844	1,05,920	1,19,833	1,40,767	1,39,961
Share of Bengal	—	—	—	—	—	1,09,038	1,06,131	83,130	68,246	79,311
" Bombay	—	—	—	—	—	1,44,337	1,34,371	1,01,033	1,82,791	2,71,111
" Sind	—	—	—	—	—	15,509	15,538	21,135	26,237	22,411
" Madras	—	—	—	—	—	50,556	55,018	72,841	.. 87	1,02,201
" Burma	—	—	—	—	—	5,816	2,706	14,799	7,939	31,411
TOTAL	—	—	—	—	—	2,25,946	2,50,978	2,58,021	2,88,795	5,05,742
Hides and skins, raw—										
Hides, raw—										
Buffalo Hides (II. B)—	Tons	Tons	Tons	Tons	Tons					
United Kingdom (including Channel Islands)	326	169	283	379	467	25,992	35,753	61,344	70,907	82,411
Palestine	3	20	1,500	7,711
Other British Possessions	8	..	5	2	..	2,726	207	938	315	..
TOTAL BRITISH EMPIRE	334	169	288	384	487	28,718	35,960	62,282	72,722	90,121
Sweden	28	20	23	43	27	19,537	13,292	11,319	26,801	18,411
Norway	12	4	9	17	2	3,035	1,509	3,897	7,404	..
Poland (including Danzig)	5	..	3	12	16	3,354	..	1,537	6,568	8,411
Germany	665	238	470	357	530	4,83,334	1,25,860	2,61,358	1,83,061	2,56,411
Netherlands	3	33	13	12	3	1,588	16,615	7,294	7,361	..
Belgium	18	10	20	41	6	10,417	9,147	11,475	19,623	2,411
France	11	6	31	22	92	7,083	3,558	4,960	8,944	41,411
Spain	24	31	2	30	9	10,994	3,692	1,177	15,580	6,411
Italy (including Fiume)	71	78	186	125	52	30,972	31,079	67,949	54,125	22,411
Czechoslovakia	11	18	..	6,200	6,837	..
Bulgaria	548	121	156	218	193	2,36,441	62,522	85,462	1,15,493	1,00,411
Greece (including Crete)	137	392	312	609	320	87,581	1,99,573	3,92,960	3,12,673	1,27,411

No. 11—continued

ARTICLES, AND COUNTRIES OF FINAL DESTINATION; ALSO SHARE OF EACH PROVINCE	QUANTITY					VALUE				
	1931-32	1932-33	1933-34	1934-35	1935-36	1931-32	1932-33	1933-34	1934-35	1935-36
	Tons	Tons	Tons	Tons	Tons	Rs	Rs	Rs	Rs	Rs
Hides and skins, raw— continued										
<i>Hides, raw—continued</i>										
<i>Buffalo hides (II. B)—continued</i>										
Turkey, European	382	204	312	214	..	1,25,806	50,064	1,28,030	62,795	..
Turkey, Asiatic	207	103	123	55	55	66,225	23,334	23,668	10,361	11,900
Syria	12	..	43	118	340	7,050	..	10,786	25,839	64,491
Iraq	30	45	24,221
Iran	3	..	3	37	108	1,402	..	1,464	25,810	58,666
Japan	20	4	0	31	..	2,380	2,232	2,706	17,947
Egypt	140	125	318	357	109	59,801	36,994	80,396	99,914	50,835
Tripoli (Libya)	42	7	96	14,978	1,907	19,569
United States of America— Yd Atlantic Coast	51	..	135	170	184	38,742	..	76,209	95,479	1,05,256
Other Foreign Countries	3	9	1	1	13	2,613	5,050	763	399	6,242
TOTAL FOREIGN COUNTRIES	2,308	1,394	2,659	2,454	2,206	12,17,144	5,96,064	11,73,056	10,38,868	9,74,232
<i>Share of Bengal</i>	<i>1,606</i>	<i>776</i>	<i>1,396</i>	<i>1,529</i>	<i>1,295</i>	<i>9,35,304</i>	<i>4,08,308</i>	<i>7,68,054</i>	<i>5,18,491</i>	<i>7,31,336</i>
" <i>Bombay</i>	<i>145</i>	<i>51</i>	<i>136</i>	<i>64</i>	<i>55</i>	<i>78,015</i>	<i>13,790</i>	<i>53,734</i>	<i>34,668</i>	<i>34,623</i>
" <i>Sind</i>	<i>124</i>	<i>196</i>	<i>523</i>	<i>391</i>	<i>237</i>	<i>67,472</i>	<i>39,461</i>	<i>2,40,370</i>	<i>1,32,493</i>	<i>1,04,194</i>
" <i>Madras</i>	<i>2</i>	<i>..</i>	<i>5</i>	<i>2</i>	<i>..</i>	<i>540</i>	<i>307</i>	<i>923</i>	<i>315</i>	<i>37</i>
" <i>Burma</i>	<i>325</i>	<i>540</i>	<i>387</i>	<i>362</i>	<i>1,116</i>	<i>2,34,633</i>	<i>1,16,768</i>	<i>1,72,032</i>	<i>1,52,703</i>	<i>2,04,421</i>
TOTAL	2,702	1,563	2,047	2,338	2,693	13,05,364	6,32,024	12,35,338	11,61,590	10,64,413
Cow Hides (II. B)—	Tons	Tons	Tons	Tons	Tons					
United Kingdom (including Channel Islands)	1,033	1,181	2,766	2,339	4,258	3,63,054	3,36,141	9,91,707	9,52,409	13,78,347
Palatinate	12	61	6,437	23,851
Bahrain Islands	20	3	8,161	1,137
Ceylon (excluding Maldives)	18	13	..	121	120	9,423	5,523
Straits Settlements	44	16,434
Union of South Africa	8	..	1	6	3	7,764	..	547	4,174	4,712
Other British Possessions	7	2	4,000	..	55	..	1,050
TOTAL BRITISH EMPIRE	1,112	1,184	2,767	2,375	4,342	3,99,463	3,37,399	9,92,429	9,72,443	14,18,433
Finland	392	365	652	1,216	1,073	2,48,535	1,72,906	3,48,339	6,44,959	5,91,098
Estonia	8	53	4,506	26,675
Sweden	520	420	453	574	452	3,34,544	2,25,274	2,59,322	2,04,138	2,30,256
Norway	550	377	450	637	539	3,17,062	1,96,743	2,45,912	3,39,011	2,97,311
Poland (including Danzig)	64	33	34,953	43,355
Germany	4,355	3,413	5,115	4,841	5,373	27,21,224	18,16,737	31,34,357	27,10,924	34,34,730
Netherlands	491	614	1,103	1,726	734	3,71,320	4,16,563	6,43,321	9,33,423	4,19,527
Belgium	10	1	7	177	240	10,244	243	4,973	1,05,059	1,35,713
France	18	..	324	173	339	9,093	..	1,43,357	1,00,097	4,41,933
Spain	1,195	633	591	493	661	7,44,795	3,53,330	3,23,344	2,30,205	4,13,634
Portugal (including Azores and Madeira)	14	..	1	1	..	6,350	..	732	459
Italy (including Fiume)	3,232	2,724	3,021	4,031	2,239	15,55,750	11,30,534	16,31,747	22,21,533	11,60,039
Czechoslovakia	99	139	158	232	229	56,237	32,711	31,760	1,30,375	1,61,363
Yugoslavia (Kingdom of the Serbs-Croats and Slovenes)	41	3	32,567	3,316
Bulgaria	311	139	52	161	277	1,77,205	69,996	29,020	91,939	1,36,050
Roumania	10	27	45	5,570	11,300	13,910
Greece (including Crete)	605	773	323	797	737	3,11,361	3,14,665	4,11,771	3,59,133	3,63,955
Turkey, European	495	233	241	45	1	2,44,479	1,32,635	1,20,077	15,041	375
Turkey, Asiatic	27	39	1	3	..	6,223	12,795	409	505	..
Syria	4	41	43	1,550	15,205	19,147
Iraq	34	25,443
Iran	32	17,373
Japan	59	35	359	133	449	43,669	32,631	1,05,262	95,745	2,31,303
Egypt	35	147	31	139	329	43,336	33,415	30,723	72,712	1,45,496

GENERAL EXPORTS

INDIAN MERCHANDISE

(568)

No. 11—continued

ARTICLES, AND COUNTRIES OF FINAL DESTINATION; ALSO SHARE OF EACH PROVINCE	QUANTITY					VALUE				
	1931-32	1932-33	1933-34	1934-35	1935-36	1931-32	1932-33	1933-34	1934-35	1935-36
Hides and skins, raw— <i>continued</i>						₹	₹	₹	₹	₹
Hides, raw— <i>continued</i>	Tons	Tons	Tons	Tons	Tons					
Cow hides (II. B)— <i>continued</i>										
Tripoli (Libya)	2	..	24	23	..	462	..	12,360	12,637
United States of America— Vid Atlantic Coast	95	74	117	48,178	38,261	53,137
" Pacific	18	11,323
Other Foreign Countries	5	..	5	9	..	1,869	..	2,550	6,667
TOTAL FOREIGN COUNTRIES	12,468	10,285	14,009	16,396	15,120	72,02,158	50,47,769	76,03,167	85,86,586	83,04,061
Share of Bengal	8,094	7,578	10,303	12,921	12,914	54,33,589	39,09,143	61,26,780	68,72,039	71,83,606
" Bombay	349	418	769	1,497	521	2,49,633	2,20,659	4,09,728	7,94,315	3,27,330
" Sind	1,164	636	1,404	1,359	1,793	3,59,909	4,37,133	2,54,937	8,75,997	11,29,811
" Madras	1	2	21	37	..	449	1,420	11,878	19,311
" Burma	2,963	2,763	3,896	3,473	4,197	10,88,606	8,74,735	11,70,733	10,04,505	11,51,364
TOTAL	13,570	11,489	18,866	19,271	19,462	76,01,631	54,35,168	86,55,606	95,59,034	98,12,544
Calf skins—										
Buffalo Calf skins (II. B)—	Tons	Tons	Tons	Tons	Tons					
United Kingdom (including Channel Islands)	6	11	2	17	15	3,156	3,333	1,082	6,626	4,337
Ireland	2	16	1	679	5,999	540
Sweden	3	1	13	197	..	1,113	372	723
Germany	63	4	19	54	105	45,839	1,681	6,819	31,140	61,948
Netherlands	22	24	32	45	18	10,994	17,553	19,080	21,950	9,397
Spain	6	23	16	5	22	1,561	11,056	5,677	1,792	10,216
Italy (including Fiume)	35	54	63	50	55	16,108	21,102	20,183	24,296	27,069
United States of America— Vid Atlantic Coast	1	..	97	90	19	211	194	51,545	23,303	11,501
Other Foreign Countries	2	12	9	20	18	939	4,201	3,228	4,930	9,639
TOTAL FOREIGN COUNTRIES	129	132	246	281	251	75,869	55,737	1,05,324	1,23,788	1,37,518
Share of Bengal	1	..	4	13	..	548	125	1,762	6,944
" Bombay	2	2	3	919	1,276	2,099
" Sind	133	140	243	294	250	73,105	57,302	1,06,056	1,23,647	1,33,911
" Madras	325
TOTAL	135	143	248	298	266	79,025	59,120	1,06,406	1,23,409	1,42,835
Cow Calf skins (II. B)—	Tons	Tons	Tons	Tons	Tons					
TOTAL BRITISH EMPIRE	5	2	3	391	196	2,578	3,550	3,747
Germany	21	2	5	13	..	17,205	1,719	3,378	8,335
Netherlands	53	53	4	43,210	43,277	1,700
France	9	1	2	1	3	6,539	790	2,274	467	1,507
Spain	96	105	115	51	125	79,117	63,013	30,428	25,239	1,07,431
Italy (including Fiume)	34	20	64	112	85	18,992	8,568	36,610	52,494	46,767
Greece (including Crete)	3	14	4,059	7,456
Japan	8	..	7	6,601	110	5,745
United States of America— Vid Atlantic Coast	4	3	8	4,166	443	3,591	5,726	21,230
Other Foreign Countries	7	4,914
TOTAL FOREIGN COUNTRIES	212	200	198	180	253	1,61,589	1,38,401	1,32,067	91,362	1,92,739

No. 11—continued

ARTICLES, AND COUNTRIES OF FINAL DESTINATION; ALSO SHARE OF EACH PROVINCE	QUANTITY					VALUE				
	1931-32	1932-33	1933-34	1934-35	1935-36	1931-32	1932-33	1933-34	1934-35	1935-36
Hides and skins, raw— continued						₹	₹	₹	₹	₹
Hides, raw—continued										
Calfskins—continued.	Tons	Tons	Tons	Tons	Tons					
Cow Calf skins (II, E) —continued.										
Share of Bengal . . .	10	..	7	16	29	5,609	..	5,644	7,926	16,467
" Bombay	1	..	7	1	4,225	1,168	2,762	9,975	16,005
" Sind . . .	198	199	195	159	225	1,46,994	1,32,429	1,26,123	77,011	1,64,011
" Madras . . .	4	2,102	..	101
TOTAL	212	200	203	182	255	1,61,920	1,33,597	1,34,645	94,912	1,66,483
Total Calf skins (II, E)—	Tons	Tons	Tons	Tons	Tons					
United Kingdom (including Channel Islands) . . .	6	11	7	18	18	3,547	3,569	3,660	9,676	9,084
Other British Possessions	1	19	..	500	..
TOTAL BRITISH EMPIRE	6	11	7	19	18	3,547	3,579	3,660	10,176	9,084
Finland	2	16	1	679	5,999	540
Sweden	3	1	18	197	..	1,118	372	7,248
Germany . . .	63	25	21	59	123	45,839	18,836	8,538	34,518	70,283
Netherlands . . .	80	87	26	45	18	54,204	60,880	17,730	81,950	9,207
France . . .	9	1	2	5	5	6,539	790	2,274	2,229	1,954
Spain . . .	102	138	181	56	147	78,698	74,069	86,105	27,032	1,17,707
Italy (including Fiume) . . .	69	74	132	162	140	35,100	29,665	56,793	76,790	73,826
Greece (including Crete)	4	13	19	1,621	5,688	10,935
Japan . . .	8	..	7	2	5	6,001	110	5,745	676	2,760
United States of America— Fid Atlantic Coast . . .	1	..	101	93	27	4,377	637	55,136	34,028	32,731
Other Foreign Countries . . .	9	12	5	9	6	5,853	4,201	1,607	868	2,943
TOTAL FOREIGN COUNTRIES	341	332	444	461	504	2,37,408	1,89,138	2,37,391	2,20,145	3,30,254
Share of Bengal . . .	10	1	7	20	42	3,209	642	5,769	9,638	23,411
" Bombay . . .	3	3	..	7	4	5,164	2,444	2,762	9,975	18,005
" Sind . . .	331	329	444	453	476	2,35,109	189,781	2,32,194	2,10,658	2,97,922
" Madras . . .	4	2,102	..	326
TOTAL	347	343	451	480	522	2,40,965	1,92,717	2,41,051	2,30,321	3,39,338
Other hides (II, E)—	Tons	Tons	Tons	Tons	Tons					
TOTAL BRITISH EMPIRE	8	..	11	1,368	..	1,610	..	500
TOTAL FOREIGN COUNTRIES	1	3	210	469	10
Share of Sind . . .	3	3	11	1,578	469	1,610
" Madras	510
TOTAL	4	3	11	1,578	469	1,610	..	510

GENERAL EXPORTS

(670)

INDIAN MERCHANDISE

No. 11—continued

ARTICLES, AND COUNTRIES OF FINAL DESTINATION; ALSO SHARE OF EACH PROVINCE	QUANTITY					VALUE				
	1931-32	1932-33	1933-34	1934-35	1935-36	1931-32	1932-33	1933-34	1934-35	1935-36
Hides and skins, raw— <i>continued</i>										
<i>Hides, raw—concluded</i>										
<i>Total Hides, raw—</i>	Tons	Tons	Tons	Tons	Tons					
United Kingdom (including Channel Islands)	1,370	1,361	3,007	3,230	4,743	4,58,303	4,25,463	10,58,321	10,32,992	14,70,354
Palestine	15	81	7,937	30,559
Ceylon (excluding Maldives)	5	21	13	540	328	1,058	10,243	5,323
Bahra Islands	28	3	10,517	1,187
Straits Settlements	45	16,394
Union of South Africa	8	..	1	6	8	7,764	..	547	4,174	4,712
Other British Possessions	0	2	4,000	10	55	..	1,050
TOTAL BRITISH EMPIRE	1,460	1,364	3,073	3,278	4,847	4,93,098	4,26,938	10,59,081	10,55,340	15,18,198
Finland	395	365	655	1,233	1,070	2,50,855	1,72,906	3,49,738	6,51,232	5,04,387
Estonia	8	54	4,506	27,275
Sweden	548	440	484	618	492	3,54,278	2,38,566	3,72,254	3,21,311	2,50,009
Norway	563	390	464	656	543	3,21,141	2,01,480	2,51,291	3,46,940	2,00,180
Poland (including Danzig)	5	..	3	70	90	3,354	..	1,537	41,515	52,650
Germany	5,033	3,671	5,006	5,257	6,531	32,50,397	19,61,433	34,04,258	29,23,503	37,91,939
Netherlands	574	739	1,152	1,783	755	4,27,562	4,94,013	6,68,395	10,22,734	4,29,544
Belgium	31	11	27	218	250	23,473	9,390	16,573	1,24,806	1,40,720
France	38	7	367	205	930	22,720	4,343	1,55,591	1,11,270	4,85,976
Spain	1,321	852	724	579	817	8,34,467	4,36,091	4,10,126	3,32,817	5,35,766
Portugal (including Azores and Madeira)	..	18	..	1	1	..	7,912	..	702	459
Italy (including Fiume)	3,372	2,876	3,939	4,068	2,431	16,21,822	12,47,328	17,56,480	23,52,451	12,57,153
Czechoslovakia	110	189	158	245	229	62,437	82,711	81,760	1,27,712	1,61,868
Yugoslavia (Kingdom of the Serbs-Croats and Slovenes)	41	13	32,587	5,700
Bulgaria	859	260	208	379	470	4,16,233	1,32,518	1,14,432	2,07,482	2,86,976
Roumania	10	27	45	5,570	11,800	18,910
Greece (including Crete)	742	1,108	1,644	1,419	1,026	3,99,392	5,14,707	8,06,352	6,77,539	5,02,232
Turkey, European	877	487	553	259	1	3,69,785	1,73,599	2,48,157	77,336	376
Turkey, Asiatic	234	142	124	58	55	72,455	41,129	24,067	10,806	11,900
Syria	16	..	43	159	383	8,600	..	10,756	41,094	83,638
Iraq	64	45	49,689
Iran	4	3	3	27	130	1,612	978	1,464	25,810	70,039
Japan	67	55	270	190	485	49,270	25,621	1,73,239	99,127	2,72,015
Egypt	225	272	394	553	523	1,03,097	70,409	1,11,124	1,71,938	1,96,381
Tripoli (Libya)	42	2	..	31	110	14,978	462	..	14,267	32,256
United States of America— <i>Via Atlantic Coast</i>	52	..	331	337	323	43,119	637	1,79,578	1,67,768	1,91,124
<i>" Pacific "</i>	18	11,335
Other Foreign Countries	..	10	..	5	11	293	5,357	43	2,675	7,676
TOTAL FOREIGN COUNTRIES	15,168	11,984	17,202	19,311	17,830	86,56,920	58,33,440	90,73,614	98,95,599	96,98,007
<i>Share of Bengal</i>	<i>10,710</i>	<i>8,349</i>	<i>11,205</i>	<i>14,470</i>	<i>14,351</i>	<i>63,77,492</i>	<i>43,09,493</i>	<i>68,91,607</i>	<i>76,97,128</i>	<i>79,23,497</i>
<i>" Bombay "</i>	<i>498</i>	<i>472</i>	<i>898</i>	<i>1,568</i>	<i>580</i>	<i>3,32,733</i>	<i>2,51,393</i>	<i>4,66,222</i>	<i>8,29,453</i>	<i>3,80,928</i>
<i>" Sind "</i>	<i>1,628</i>	<i>1,224</i>	<i>2,332</i>	<i>2,203</i>	<i>2,496</i>	<i>11,54,959</i>	<i>7,06,333</i>	<i>14,29,311</i>	<i>12,49,153</i>	<i>15,31,337</i>
<i>" Madras "</i>	<i>3</i>	<i>1</i>	<i>7</i>	<i>23</i>	<i>27</i>	<i>540</i>	<i>656</i>	<i>2,634</i>	<i>11,993</i>	<i>19,348</i>
<i>" Burma "</i>	<i>3,792</i>	<i>3,302</i>	<i>4,783</i>	<i>4,325</i>	<i>5,223</i>	<i>19,85,235</i>	<i>9,91,503</i>	<i>13,12,735</i>	<i>11,63,213</i>	<i>13,55,785</i>
TOTAL	16,628	13,348	20,275	22,589	22,677	91,50,018	62,60,378	1,01,33,595	1,09,56,945	1,12,16,305
<i>Skins, raw—</i>										
Goat skins (H. E.)—	Tons	Tons	Tons	Tons	Tons					
United Kingdom (including Channel Islands)	2,437	2,611	4,248	2,475	4,358	43,75,476	49,65,715	77,08,568	89,98,437	71,12,352
Irish Free State (a)	7	7,500
Commonwealth of Australia	281	395	293	428	400	5,70,772	7,39,222	7,07,717	8,22,338	10,61,443
New Zealand	7	1	6,307	2,625	..
Other British Possessions	1	2	3	4,500	1,916	1,054	282	3,913
TOTAL BRITISH EMPIRE	2,719	3,008	4,550	2,904	4,851	49,59,748	57,06,853	84,32,131	98,23,682	81,77,713

(a) Separately shown from 1933-34. Included into "United Kingdom" upto 1932-33.

No. 11—continued

ARTICLES, AND COUNTRIES OF FINAL DESTINATION; ALSO SHARE OF EACH PROVINCE	QUANTITY					VALUE				
	1931-32	1932-33	1933-34	1934-35	1935-36	1931-32	1932-33	1933-34	1934-35	1935-36
Hides and skins, raw—continued						R	R	R	R	R
<i>Skins, raw—continued</i>										
Goat skins (H. E.)—continued	Tons	Tons	Tons	Tons	Tons					
Germany	123	122	169	88	322	1,36,687	3,64,536	5,07,573	1,06,023	4,12,044
Netherlands	368	406	992	449	505	8,87,740	11,05,558	17,47,250	6,04,782	8,68,189
Belgium	247	249	149	112	270	7,48,852	5,72,755	4,45,090	2,28,474	6,88,698
France	399	355	390	231	347	10,85,658	8,07,711	5,73,888	4,46,803	5,10,432
Spain	58	38	21	9	9	76,078	40,100	36,300	14,750	17,268
Yugoslavia (Kingdom of the Serbs, Croats and Slovenes)	..	37	1,87,375
Italy (including Fiume)	76	168	148	280	37	1,60,588	2,86,061	3,72,741	5,06,533	56,414
Czechoslovakia	45	158	183	88	..	1,78,824	3,81,735	4,13,763	1,45,632
Japan	12	..	3	3	3	25,000	2,000	9,801	2,615	5,400
China (exclusive of Hong- kong and Macao)	1	6,697	545
United States of America—										
Via Atlantic Coast	11,616	7,635	11,005	6,575	13,442	1,77,89,560	86,64,107	1,51,43,785	1,06,50,450	1,07,51,583
" Pacific "	8	20	141	10,000	26,450	1,83,400
Other Foreign Countries	4	2	3	8	30	4,938	5,410	6,000	4,713
TOTAL FOREIGN COUNTRIES	12,894	9,144	13,023	10,969	15,257	2,08,69,683	1,21,68,965	1,92,33,557	1,32,49,300	1,90,63,953
<i>Share of Bengal</i>	<i>8,213</i>	<i>6,386</i>	<i>9,449</i>	<i>7,452</i>	<i>9,372</i>	<i>1,60,81,923</i>	<i>1,16,15,613</i>	<i>1,78,15,421</i>	<i>1,17,50,827</i>	<i>1,59,01,617</i>
" Bombay	1,865	1,593	3,022	2,884	4,147	19,95,446	15,54,912	30,80,849	29,14,755	46,08,565
" Sind	4,297	3,401	4,801	3,042	4,972	50,84,764	31,11,664	46,27,099	24,92,818	46,13,350
" Madras	1,238	773	909	491	1,616	26,57,338	15,83,624	21,40,801	9,12,630	27,01,244
" Burma	2	4	1	1,516	2,061	965
TOTAL	15,613	12,152	18,183	13,873	20,108	2,58,19,431	1,78,65,818	2,76,65,688	1,80,72,901	2,78,31,671
Sheep skins (H. E.)—										
United Kingdom (including Channel Islands)	38	23	84	65	56	1,03,849	67,615	1,95,412	4,57,908	4,00,053
Palestine	300
Ceylon (excluding Maldives)	2	11	6	10	26	7,298	8,588	5,092	6,105	11,076
Commonwealth of Australia	23	20	41,674	654	..
TOTAL BRITISH EMPIRE	35	34	113	75	82	1,11,147	76,223	2,42,178	4,64,657	4,11,420
Finland	10	550	6,760
Sweden	34	64	82	85,706	52,050	70,704
Germany	6	13	148	173	329	15,470	12,333	1,25,665	1,50,973	3,31,400
Netherlands	15	39	95	12	38	12,187	28,687	69,656	10,787	37,135
Belgium	7	12,000
France	68	26	180	67	58	91,040	30,882	96,779	2,30,997	52,057
Italy (including Fiume)	360	454	731	797	277	2,09,064	3,16,569	5,57,333	5,04,595	2,98,789
Czechoslovakia	8	5,000	..
Japan	8	11	..	18	277	3,104	9,513	1,056
United States of America—										
Via Atlantic Coast	8	6	6	24	52	2,976	9,857	22,803	82,235	2,10,913
Other Foreign Countries	6	9	5	..	178	3,565	4,655	5,204
TOTAL FOREIGN COUNTRIES	435	602	1,131	1,101	851	4,56,461	4,56,833	8,93,975	11,07,155	10,20,287
<i>Share of Bengal</i>	<i>16</i>	<i>37</i>	<i>120</i>	<i>140</i>	<i>217</i>	<i>16,320</i>	<i>28,053</i>	<i>73,491</i>	<i>1,02,507</i>	<i>1,86,958</i>
" Bombay	23	60	30	126	69	96,368	90,487	1,08,371	7,51,204	5,23,686
" Sind	438	524	947	891	627	3,95,924	3,95,388	7,33,524	7,03,566	7,04,961
" Madras	33	15	90	13	27	68,666	13,128	2,12,153	11,348	14,521
" Burma	7	6	3	1,544	3,197	1,590
TOTAL	520	696	1,244	1,176	933	5,67,668	5,27,056	11,33,083	15,71,512	14,31,716

GENERAL EXPORTS

(572)

INDIAN MERCHANDISE

No. 11—continued

ARTICLES, AND COUNTRIES OF FINAL DESTINATION; ALSO SHARE OF EACH PROVINCE	QUANTITY					VALUE				
	1931-32	1932-33	1933-34	1934-35	1935-36	1931-32	1932-33	1933-34	1934-35	1935-36
	Tons	Tons	Tons	Tons	Tons	₹	₹	₹	₹	₹
Hides and skins, raw—continued										
Skins, raw—continued										
Other skins (H. R.)—										
United Kingdom (including Channel Islands)	36	46	76	28	23	1,76,222	3,21,846	5,03,136	1,55,123	1,26,934
Ceylon (excluding Maldives)	1	3	165	27,712	10,208	..	3,100
Straits Settlements	160	521	6,427	..	500
Hongkong	1	1	7,687	1,472	1,743
Commonwealth of Australia	23	34	23	9	9	1,07,509	1,63,859	1,01,003	29,131	13,079
Other British Possessions	200	150	15
TOTAL BRITISH EMPIRE	59	82	102	37	32	2,90,923	5,15,560	6,22,534	1,84,254	1,43,613
Germany	38	147	118	14	36	70,849	4,01,433	6,85,659	70,398	1,12,518
Netherlands	16	51	29	3	3	78,437	2,10,092	2,33,650	32,638	11,700
Belgium	4	3	3	19,900	14,318	9,100	525	15
France	198	151	131	32	24	3,70,422	12,20,752	10,82,120	1,45,805	48,699
Spain	2	1	38	31,200	7,900
Italy (including Trieste)	3	11	1	33,975	1,36,885	4,582	..
Czechoslovakia	1	2	..	13	..	5,000	20,000	1,150	11,897
China (exclusive of Hongkong and Macao)	1	..	1	1	1	2,437	2,475	7,071	3,854	3,215
United States of America—										
Vld Atlantic Coast	14	90	85	20	44	1,52,300	4,72,457	6,76,976	1,29,357	1,36,081
Other Foreign Countries	1	2,173	240	708	4,050	2,260
TOTAL FOREIGN COUNTRIES	272	446	380	73	122	7,02,518	24,56,742	29,02,207	4,29,559	3,84,276
Share of Bengal	315	433	429	34	143	3,49,760	27,09,760	32,24,500	4,35,322	4,54,433
" Bombay	7	30	34	16	6	82,709	2,22,216	1,33,346	1,03,352	45,711
" Sind	6	6	12	9	5	35,609	25,677	73,020	65,197	26,370
" Madras	3	4	7	25,213	14,128	31,073	50	720
" Burma	1	..	150	521	2,302	392	60
TOTAL	331	523	482	110	154	9,93,441	29,72,302	35,24,741	6,04,813	5,27,889
Total Skins, raw—	Tons	Tons	Tons	Tons	Tons					
United Kingdom (including Channel Islands)	2,505	2,680	4,408	2,568	4,437	46,54,547	53,55,176	84,07,113	46,11,558	76,39,339
Irish Free State*	—	—	7	—	—	7,500
Ceylon (excluding Maldives)	2	14	9	10	29	7,453	38,216	17,254	6,128	17,968
Straits Settlements	150	521	6,427	259	626
Hongkong	1	1	7,687	1,472	1,743
Commonwealth of Australia	304	429	344	437	499	6,87,231	9,03,101	8,50,394	8,52,023	10,74,522
New Zealand	7	1	50	6,397	2,625	..
Other British Possessions	1	4,700	100	15	..	300
TOTAL BRITISH EMPIRE	2,813	3,124	4,775	3,016	4,965	53,61,818	62,98,636	92,98,843	54,72,593	87,82,755
Finland	11	550	7,072
Sweden	34	66	82	35,706	53,128	150	50	70,794
Poland (including Danzig)	2	5	3,000	5,850
Germany	166	282	435	275	687	2,29,006	3,62,302	13,18,897	3,96,394	8,56,561
Netherlands	399	589	1,116	464	636	9,78,364	13,44,337	20,50,556	7,38,157	9,17,024
Belgium	251	252	159	112	270	7,68,252	5,37,073	4,60,199	2,23,999	6,88,718
France	665	532	651	330	429	15,47,120	20,65,345	17,52,762	3,32,605	6,20,179
Spain	53	33	21	13	10	76,073	40,100	36,333	47,450	25,168
Italy (including Trieste)	436	620	890	1,034	814	4,59,652	6,38,605	11,16,959	11,95,710	3,55,203
Czechoslovakia	46	140	191	101	..	1,78,324	4,01,735	4,12,913	1,67,529
Yugoslavia (Kingdom of the Serbs-Croats and Slovenes)	37	1,37,375

*Separately shown from 1933-34. Included into "the United Kingdom" upto 1932-33.

No. 11—continued

ARTICLES, AND COUNTRIES OF FINAL DESTINATION; ALSO SHARE OF EACH PROVINCE	QUANTITY					VALUE				
	1931-32	1932-33	1933-34	1934-35	1935-36	1931-32	1932-33	1933-34	1934-35	1935-36
Hides and skins, raw—concluded						R	R	R	R	Rs
<i>Skins, raw—concluded</i>										
Total Skins, raw—concluded	Tons	Tons	Tons	Tons	Tons					
Japan	12	..	11	14	3	25,018	2,327	12,368	12,128	7,306
China (exclusive of Hongkong and Macao)	1	..	7	0	1	2,437	2,653	10,630	12,606	3,760
United States of America—										
7th Atlantic Coast	11,683	7,731	17,005	0,610	13,538	1,78,04,826	91,46,421	1,58,48,564	1,08,59,042	1,71,54,557
" Pacific "	0	29	141	10,000	26,450	1,83,460
Other Foreign Countries	1	2	2	1	2	2,203	4,050	5,515	7,909	4,645
TOTAL FOREIGN COUNTRIES	18,661	10,192	15,134	12,143	10,230	2,20,18,662	1,50,06,540	2,30,26,009	1,47,77,023	2,10,58,621
Share of Bengal	3,544	6,011	9,998	7,070	9,732	1,69,47,973	1,43,53,431	2,11,18,418	1,32,38,650	1,65,45,933
" Bombay	1,900	1,632	3,136	3,026	4,212	31,74,543	18,07,615	33,78,066	37,09,311	51,77,062
" Sind	4,741	3,931	5,760	3,942	5,604	55,17,297	35,32,729	54,37,643	32,61,571	53,45,231
" Madras	1,279	792	1,006	604	1,643	37,49,517	16,10,830	23,24,037	9,23,928	37,19,485
" Burma	9	11	4	150	521	5,361	5,650	2,615
TOTAL	16,464	18,316	19,909	15,159	21,105	2,78,80,480	2,18,65,176	3,28,28,512	2,02,49,616	2,97,91,270
Total Hides and Skins, raw (excluding cuttings of Hides and Skins, raw)—	Tons	Tons	Tons	Tons	Tons					
United Kingdom (including Channel Islands)	3,875	4,041	7,475	5,804	9,180	51,07,940	57,80,639	94,65,434	56,44,550	91,00,393
Irish Free State (a)	7	7,500
Palestine	15	81	7,937	36,859
Bahrain Islands	28	3	10,517	1,187
Ceylon (excluding Maldives)	4	14	14	31	42	7,923	33,544	18,312	16,371	23,491
Straits Settlements	45	17,034	521	6,427	259	626
Hongkong	1	1	7,687	1,472	1,748
Union of South Africa	8	..	1	6	8	7,764	..	547	4,174	4,712
Commonwealth of Australia	304	429	344	437	499	6,37,231	9,03,101	8,50,394	8,52,023	10,74,522
New Zealand	7	1	50	6,397	2,625	..
Other British Possessions	3	2	3,700	110	70	..	1,050
TOTAL BRITISH EMPIRE	4,273	4,463	7,848	6,294	9,812	58,54,916	67,25,574	1,03,56,824	65,27,939	1,02,50,953
Finland	395	365	655	1,233	1,090	2,50,855	1,72,908	3,49,738	6,51,782	6,02,059
Estonia	8	54	4,506	27,275
Sweden	532	506	484	618	574	3,39,984	2,91,604	2,72,404	3,21,361	3,26,808
Norway	593	390	464	656	548	3,21,141	2,01,480	2,51,291	3,40,940	2,99,180
Poland (including Danzig)	5	..	3	78	104	3,354	..	1,537	44,515	53,500
Germany	5,249	3,953	6,041	5,532	7,218	34,79,408	28,29,785	47,23,150	33,24,897	46,48,600
Netherlands	973	1,325	2,208	2,247	1,391	14,05,926	16,38,320	27,18,951	17,60,891	18,46,568
Belgium	232	263	186	330	520	7,91,725	5,96,463	4,82,772	3,48,805	3,29,423
France	703	539	1,008	535	1,365	15,09,840	20,09,638	19,08,353	9,43,875	11,05,855
Spain	1,374	890	745	592	827	9,10,565	4,76,191	4,52,464	3,80,267	5,80,934
Portugal (including Azores and Madeira)	18	..	1	1	..	7,912	..	4,137	459
Italy (including Fiume)	3,308	3,496	4,329	6,052	2,745	20,31,474	18,33,993	28,73,443	35,48,161	16,12,356
Czechoslovakia	110	235	298	436	330	62,437	2,61,535	4,33,495	5,47,625	3,19,397
Yugoslavia (Kingdom of the serbs-Croats and Slovenes)	37	..	41	13	..	1,37,375	..	32,537	5,700

(a) Separately shown from 1933-34. Included into "the United Kingdom" up to 1932-33.

GENERAL EXPORTS

(574)

INDIAN MERCHANDISE

No. 11—continued

ARTICLES, AND COUNTRIES OF FINAL DESTINATION; ALSO SHARE OF EACH PROVINCE	QUANTITY					VALUE				
	1931-32	1932-33	1933-34	1934-35	1935-36	1931-32	1932-33	1933-34	1934-35	1935-36
	Tons	Tons	Tons	Tons	Tons	R	R	R	R	R
Hides and skins, raw —										
<i>concluded</i>										
<i>Total Hides and Skins, raw (excluding cuttings of Hides and Skins, raw) — continued</i>										
Bulgaria	859	260	208	370	470	4,10,233	1,32,518	1,14,482	2,07,488	2,36,976
Roumania	10	27	45	5,570	11,800	18,910
Greece (including Crete)	743	1,168	1,646	1,420	1,027	3,99,795	5,15,307	8,10,767	6,78,133	5,03,719
Turkey, European	877	489	553	259	1	3,69,135	1,77,049	2,49,257	77,986	485
Turkey, Asiatic	234	142	124	53	55	73,455	41,129	24,007	10,866	11,900
Syria	16	..	45	150	383	6,600	..	10,756	41,094	83,638
Iraq	64	45	49,723
Iran	4	8	3	27	130	1,612	978	1,464	25,810	70,039
Japan	79	55	281	210	488	74,288	27,048	1,86,647	1,11,255	2,79,321
China (exclusive of Hongkong and Macao)	1	5	7	10	1	2,437	4,522	10,636	13,906	3,760
Egypt	225	272	394	553	523	1,03,057	70,409	1,11,124	1,75,938	1,97,331
Tripoli (Libya)	42	2	..	31	119	14,978	462	..	14,267	32,256
United States of America—										
<i>Via Atlantic Coast</i>	11,685	7,731	12,027	9,956	13,866	1,79,37,945	91,47,058	1,60,23,142	1,10,26,810	1,73,45,681
" <i>Pacific</i> "	24	29	141	21,385	26,450	1,33,469
Other Foreign Countries	5	..	4	12	1,093	3,498	43	2,375	9,770
TOTAL FOREIGN COUNTRIES	23,819	22,176	32,336	31,454	34,060	3,06,75,582	2,08,99,980	3,21,00,238	2,46,72,622	3,07,57,123
<i>Share of Bengal</i>	19,254	15,289	22,203	23,143	24,083	2,33,25,375	1,86,62,924	2,30,11,013	1,99,35,734	2,44,74,340
" <i>Bombay</i>	2,396	2,154	4,034	4,594	4,792	25,07,325	21,19,508	33,44,273	45,99,359	55,53,399
" <i>Sind</i>	6,369	5,155	2,142	6,145	3,100	66,71,356	42,39,562	63,66,954	45,10,724	63,77,113
" <i>Madras</i>	1,281	793	1,013	527	1,670	27,43,159	16,11,536	23,86,711	9,35,921	27,39,333
" <i>Burma</i>	3,792	2,202	4,792	4,338	3,227	12,33,283	9,92,034	13,43,146	11,68,683	13,53,400
TOTAL	33,092	26,664	40,194	37,748	43,872	3,65,30,498	2,76,25,554	4,24,57,107	3,12,00,561	4,10,03,081
Cuttings of Hides and Skins (raw) (II. E)—										
United Kingdom (including Channel Islands)	230	478	550	647	898	13,733	44,165	37,220	36,940	65,912
Hongkong	42	44	36	34	6	5,880	7,975	4,498	7,029	780
Canada—										
<i>Via Pacific Coast</i>	225	9,000
Other British Possessions	3	..	5	..	29	849	141	1,068	1,321	3,730
TOTAL BRITISH EMPIRE	275	522	816	681	933	25,462	52,281	51,795	45,290	69,492
Germany	6	..	10	324	1,531	760	..	1,245	17,023	84,915
Netherlands	12	328	5,880	12,114
Belgium	26	17	319	2,075	1,750	15,948
Japan	5	..	150	45	800	305	..	5,000	4,234	29,561
United States of America—										
<i>Via Atlantic Coast</i>	186	85	344	553	1,001	13,648	5,350	11,775	22,133	97,647
" <i>Pacific</i> "	100	271	3,000	9,072	..
Other Foreign Countries	2	3	..	1	24	748	500	70	250	930
TOTAL FOREIGN COUNTRIES	199	88	630	1,223	4,003	16,461	8,850	24,065	60,892	2,41,065
<i>Share of Bengal</i>	43	50	829	1,193	2,760	6,7382	2,500	39,375	53,112	1,11,104
" <i>Bombay</i>	1	62	34	23	75	360	13,320	11,311	3,523	10,375
" <i>Sind</i>	22	53	..	4,360	4,170	43
" <i>Madras</i>	364	460	497	508	2,071	23,585	32,333	30,176	33,343	1,77,636
" <i>Burma</i>	44	43	36	34	30	6,380	7,475	4,453	7,029	1,777
TOTAL	474	610	1,446	1,904	4,936	40,923	61,181	75,860	1,06,133	3,01,487

No. 11—continued

ARTICLES, AND COUNTRIES OF FINAL DESTINATION; ALSO SHARE OF EACH PROVINCE	QUANTITY					VALUE				
	1931-32	1932-33	1933-34	1934-35	1935-36	1931-32	1932-33	1933-34	1934-35	1935-36
	Cwts.	Cwts.	Cwts.	Cwts.	Cwts.	R	R	R	R	R
Horns, tips and pieces of horn (II. S)—										
United Kingdom (including Channel Islands)	5,247	8,000	7,987	11,646	10,266	60,877	64,451	95,717	90,580	92,566
Ceylon (excluding Maldives)	725	488	2,232	240	2,065	2,440	1,570	7,819	1,250	11,690
Other British Possessions	72	129	72	12	87	1,784	1,665	895	817	110
TOTAL BRITISH EMPIRE	6,044	8,612	10,291	11,898	18,268	65,061	67,686	1,04,871	92,147	1,04,356
Germany	598	457	2,023	4,842	14,808	70,822	6,144	27,699	48,606	1,18,882
Netherlands	1,315	2,880	5,223	2,786	644	18,671	22,845	51,708	19,784	5,970
Belgium	1,728	5,437	6,219	8,090	461	25,128	62,450	99,086	26,314	4,610
France	2,459	12,808	8,722	5,622	2,437	18,840	47,568	25,044	27,116	18,770
Italy (including Fiume)	664	6,021	9,729	3,786	1,749	2,990	23,836	26,445	17,176	8,474
Japan	800	1,721	1,498	2,624	3,777	4,560	16,236	16,500	19,802	20,092
Other Foreign Countries	40	22	60	178	93	250	530	600	1,592	2,213
TOTAL FOREIGN COUNTRIES	7,099	29,431	31,474	22,928	23,969	70,761	1,80,604	2,17,142	1,55,230	1,78,011
Share of Bengal	6,753	22,438	22,366	17,533	21,016	60,684	1,22,356	1,10,184	92,881	1,16,942
" Bombay	1,887	3,092	8,169	2,930	3,159	33,265	44,309	39,597	42,862	60,138
" Sind	1	661	139	300	200	10	1,362	1,310	800	1,000
" Madras	4,318	11,119	15,136	13,799	11,821	40,696	76,677	1,68,747	1,09,612	1,10,020
" Burma	185	327	388	329	931	1,237	1,696	1,695	1,223	4,247
TOTAL	18,143	38,043	41,765	34,821	37,237	1,35,842	2,49,290	3,21,513	2,47,377	2,82,347
Instruments, Apparatus, and Appliances, and parts thereof—										
Musical (III. D)—										
Ceylon (excluding Maldives)	—	—	—	—	—	39,095	30,070	49,876	96,473	74,399
Straits Settlements	—	—	—	—	—	1,65,483	2,44,338	2,16,819	4,08,711	3,22,472
Federated Malay States	—	—	—	—	—	33,044	15,998	24,318	70,861	59,460
Union of South Africa	—	—	—	—	—	37,540	15,101	36,793	40,911	63,672
Kenya Colony	—	—	—	—	—	17,878	2,583	18,019	18,926	20,593
Tanganyika Territory	—	—	—	—	—	4,530	1,680	3,242	4,560	7,910
Mauritius and Dependencies	—	—	—	—	—	704	2,567	6,540	23,797	9,783
Commonwealth of Australia	—	—	—	—	—	2,230	3,932	4,248	15,784	20,921
Fiji Islands	—	—	—	—	—	1,135	1,360	3,510	5,976	1,758
Other British Possessions	—	—	—	—	—	6,757	2,289	6,324	10,390	7,518
TOTAL BRITISH EMPIRE	—	—	—	—	—	3,08,394	3,19,868	3,66,889	6,91,339	5,92,782
Sumatra	—	—	—	—	—	25,799	17,596	22,074	22,625	40,672
Java	—	—	—	—	—	1,20,220	86,010	63,038	99,559	1,06,790
Celebes and other Islands	—	—	—	—	—	1,421	196	1,658	3,455	6,821
Siam	—	—	—	—	—	5,768	7,360	7,587	12,934	33,111
Portuguese East Africa	—	—	—	—	—	15,342	3,206	9,243	8,416	3,103
Other Foreign Countries	—	—	—	—	—	8,441	4,576	3,910	4,315	3,726
TOTAL FOREIGN COUNTRIES	—	—	—	—	—	1,76,981	1,28,944	97,563	1,51,304	1,94,223
Share of Bengal	—	—	—	—	—	4,38,313	4,38,568	4,10,354	7,47,101	7,06,342
" Bombay	—	—	—	—	—	35,131	11,753	43,689	41,948	43,724
" Sind	—	—	—	—	—	—	15	—	—	65
" Madras	—	—	—	—	—	10,821	2,478	11,568	53,554	36,664
" Burma	—	—	—	—	—	1,110	—	150	40	315
TOTAL	—	—	—	—	—	4,86,375	4,44,512	4,04,452	8,42,643	7,87,010

GENERAL EXPORTS

(576)

INDIAN MERCHANDISE

No. 11—continued

ARTICLES, AND COUNTRIES OF FINAL DESTINATION; ALSO SHARE OF EACH PROVINCE	QUANTITY					VALUE				
	1931-32	1932-33	1933-34	1934-35	1935-36	1931-32	1932-33	1933-34	1934-35	1935-36
						₹	₹	₹	₹	₹
Instruments, Apparatus, and Appliances, and parts thereof—continued										
<i>Other kinds (III. D)—</i>										
United Kingdom (including Channel Islands)	—	—	—	—	—	8,050	2,273	893	2,793	6,772
Ceylon (excluding Maldives)	—	—	—	—	—	92,326	2,953	371	5,906	60,452
Straits Settlements	—	—	—	—	—	2,570	17,612	30,720	66,602	54,065
Zanzibar and Pemba	—	—	—	—	—	2,825	11,800	2,610	20,322	7,020
Kenya Colony	—	—	—	—	—	54,910	26,470	49,905	59,806	57,765
Tanganyika Territory	—	—	—	—	—	1,575	5,293	1,191	3,071	14,900
Mauritius and Dependencies	—	—	—	—	—	12,517	25,576	22,667
British West India Islands	—	—	—	—	—	5,240
Fiji Islands	—	—	—	—	—	7,100	1,650	1,000	7,024	10,776
Other British Possessions	—	—	—	—	—	..	2,622	2,140	5,322	5,193
TOTAL BRITISH EMPIRE	—	—	—	—	—	1,65,367	70,672	1,02,347	2,17,462	2,61,120
Germany	—	—	—	—	—	600	..	50,520	..	1,090
Iran	—	—	—	—	—	..	10,997	20
Brazil	—	—	—	—	—	2,120
Other Foreign Countries	—	—	—	—	—	2,172	2,447	1,444	9,241	2,869
TOTAL FOREIGN COUNTRIES	—	—	—	—	—	2,772	14,444	51,974	9,241	12,127
<i>Share of Bengal</i>	—	—	—	—	—	11,922	20,169	16,320	41,526	21,224
" <i>Bombay</i>	—	—	—	—	—	69,462	45,220	1,41,977	1,66,215	1,51,226
" <i>Madras</i>	—	—	—	—	—	29,224	2,127	227	15,221	69,274
" <i>Burma</i>	—	—	—	—	—	1,200	17,220	1,577	2,572	2,221
TOTAL	—	—	—	—	—	1,74,139	85,117	1,60,321	2,26,704	2,73,247
Ivory—										
<i>Unmanufactured (II. B)—</i>	Lbs.	Lbs.	Lbs.	Lbs.	Lbs.					
TOTAL BRITISH EMPIRE	2,222	10	224	47	929	1,922	75	675	210	2,409
Germany	22	61
<i>Share of Bengal</i>	2,224	..	224	..	162	700	..	675	..	1,222
" <i>Bombay</i>	222	22
" <i>Madras</i>	22	21
" <i>Burma</i>	271	10	..	47	422	1,222	75	..	210	1,221
TOTAL	2,222	10	224	47	1,017	1,922	75	675	210	2,476
<i>Manufactured (III. U)—</i>										
United Kingdom (including Channel Islands)	—	—	—	—	—	142	1,970	5	1,600	42,000
Other British Possessions	—	—	—	—	—	..	475	44	25	127
TOTAL BRITISH EMPIRE	—	—	—	—	—	142	2,445	49	1,625	42,127
TOTAL FOREIGN COUNTRIES	—	—	—	—	—	914	2,520	25	270	1,204
<i>Share of Bengal</i>	—	—	—	—	—	227	2,200	55	225	22
" <i>Bombay</i>	—	—	—	—	—	21	1,720	..	1,410	42,279
" <i>Sind</i>	—	—	—	—	—	5	..	20
" <i>Madras</i>	—	—	—	—	—	..	200	14
" <i>Burma</i>	—	—	—	—	—	22	625	..	10	240
TOTAL	—	—	—	—	—	1,056	4,965	74	1,005	42,411

No. 11—continued

ARTICLES, AND COUNTRIES OF FINAL DESTINATION; ALSO SHARE OF EACH PROVINCE	QUANTITY					VALUE				
	1931-32	1932-33	1933-34	1934-35	1935-36	1931-32	1932-33	1933-34	1934-35	1935-36
	Owts.	Owts.	Owts.	Owts.	Owts.	Rs.	Rs.	Rs.	Rs.	Rs.
Jadestone (III. U)—										
Hongkong	2,864	2,597	1,748	1,448	940	3,38,024	3,47,178	1,68,415	84,088	61,800
China (exclusive of Hongkong and Macao)	136	57	45	88	46	19,240	30,000	19,308	5,787	3,925
Other Foreign Countries	11	1,000
TOTAL FOREIGN COUNTRIES.	136	57	56	88	46	19,240	30,000	11,308	5,787	3,925
Share of Burma	2,500	2,554	1,799	1,536	986	3,52,264	3,77,178	1,79,723	89,325	65,725
Jewellery (excluding imitation Jewellery and precious stones and pearls, unset), also plate of gold and silver—										
Jewellery (III. U)—										
United Kingdom (including Channel Islands)	—	—	—	—	—	9,945	290	..	85,443	3,077
Other British Possessions	—	—	—	—	—	320	88	..	820	56
TOTAL BRITISH EMPIRE	—	—	—	—	—	10,265	323	..	85,768	2,133
TOTAL FOREIGN COUNTRIES	—	—	—	—	—	276	158	55
Share of Bengal	—	—	—	—	—	500	56
" Bombay	—	—	—	—	—	1,650	83,563	2,000
" Madras	—	—	—	—	—	320	33
" Burma	—	—	—	—	—	3,071	443	..	2,300	132
TOTAL	—	—	—	—	—	10,541	481	..	85,768	2,188
Plate of gold and silver (III. U)—										
United Kingdom (including Channel Islands)	—	—	—	—	—	18,092	16,778	25,484	3,874	8,175
Other British Possessions	—	—	—	—	—	1,888	2,095	3,150	475	1,422
TOTAL BRITISH EMPIRE	—	—	—	—	—	19,975	18,873	28,634	4,349	4,597
TOTAL FOREIGN COUNTRIES	—	—	—	—	—	4,755	19,808	928	787	5,030
Share of Bengal	—	—	—	—	—	3,595	4,300	6,964	..	1,800
" Bombay	—	—	—	—	—	7,098	13,908	7,461	1,997	370
" Sind	—	—	—	—	—	840	5,432	2,000
" Madras	—	—	—	—	—	3,750	5,121	12,892	2,700	1,670
" Burma	—	—	—	—	—	5,377	920	245	449	5,287
TOTAL	—	—	—	—	—	24,780	29,681	29,562	5,146	9,627
Total value of Jewellery, etc., also Plate of Gold and Silver	—	—	—	—	—	35,271	30,162	29,562	90,909	11,816

GENERAL EXPORTS

(578)

INDIAN MERCHANDISE

No. 11—continued

ARTICLES, AND COUNTRIES OF FINAL DESTINATION; ALSO SHARE OF EACH PROVINCE	QUANTITY					VALUE				
	1931-32	1932-33	1933-34	1934-35	1935-36	1931-32	1932-33	1933-34	1934-35	1935-36
	Cwts.	Cwts.	Cwts.	Cwts.	Cwts.	Rs.	Rs.	Rs.	Rs.	Rs.
Opak (H. S)—										
United Kingdom (including Channel Islands)	2,105	5,716	8,217	8,989	12,514	1,17,200	1,70,769	1,99,451	2,19,709	2,30,
Aden and Dependancies	--	--	308	--	--	--	--	5,560	--	--
Union of South Africa	660	685	692	882	1,408	20,681	21,112	17,580	20,324	22,
Other British Possessions	100	90	56	141	132	2,845	2,907	1,296	2,849	2,
TOTAL BRITISH EMPIRE	3,865	6,491	9,268	9,962	14,054	1,40,727	1,94,849	2,24,887	2,42,882	2,52,
Denmark	592	971	806	978	498	17,856	24,821	20,102	26,888	10
Sweden	--	28	44	218	259	--	2,090	1,170	5,000	5
Germany	2,342	461	646	474	2,842	40,745	12,126	12,775	11,295	21
Netherlands	9,590	6,205	5,598	872	5,816	2,42,092	1,61,668	1,29,548	17,740	1,12
Belgium	514	855	102	--	765	20,990	22,216	2,000	--	19
France	2,058	592	925	882	1,075	62,727	17,698	22,255	20,111	21
Spain	1,242	1,696	944	659	720	28,612	28,125	22,242	15,725	11
Portugal (including Azores and Madeira)	124	175	190	250	445	2,775	4,900	5,190	6,020	10
Italy (including Fiume)	2,276	3,226	2,645	2,890	815	66,772	86,825	62,490	97,076	22
China (exclusive of Hong-kong and Macao)	772	1,719	2,022	722	767	25,467	42,725	42,751	16,921	11
Portuguese East Africa	206	225	226	116	210	6,727	9,444	10,247	2,204	1
United States of America—										
Via Atlantic Coast	268	167	--	--	1,145	9,850	2,600	--	--	2
Cuba	95	225	72	--	124	2,050	5,450	1,225	--	1
Other Foreign Countries	29	106	3	27	165	1,250	2,920	110	672	1
TOTAL FOREIGN COUNTRIES	20,200	16,822	14,294	9,070	16,241	5,21,940	4,42,762	3,23,012	2,21,215	3,21
Share of Bengal	10,901	16,919	17,259	12,942	22,972	2,22,612	4,62,799	4,12,771	2,41,209	5,1
" Bombay	7,422	4,222	4,222	2,222	2,222	2,21,002	1,22,971	1,02,222	72,722	2,2
" Sind	5,662	2,222	2,010	2,222	1,222	1,22,662	47,712	42,222	47,222	4
" Madras	20	5	2	2	7	220	122	22	12	
" Burma	--	--	--	--	22	--	--	--	--	
TOTAL	24,065	23,212	22,662	19,022	30,295	6,72,667	5,27,622	5,60,750	4,65,197	6,1
Lac—										
Button (H. D)—										
United Kingdom (including Channel Islands)	12,522	11,207	12,050	10,422	12,172	6,20,999	4,64,221	4,72,672	7,22,219	7,
Union of South Africa	61	21	222	202	622	2,222	2,622	7,922	12,622	
Commonwealth of Australia	622	946	922	999	1,762	22,122	22,217	27,222	61,641	
Other British Possessions	20	27	72	42	122	1,412	1,521	2,422	2,222	
TOTAL BRITISH EMPIRE	12,806	12,271	12,272	11,229	20,710	6,77,904	5,02,662	5,20,945	8,10,627	8
Sweden	60	192	129	102	92	2,222	5,222	2,200	7,122	
Germany	1,622	1,222	1,122	1,077	2,000	22,722	40,990	29,562	72,076	
Netherlands	122	176	222	122	421	2,672	7,772	14,222	2,222	
Belgium	462	292	120	44	421	22,610	12,197	2,712	2,027	
France	229	1,024	221	546	1,722	49,512	42,749	29,219	29,029	
Italy (including Fiume)	220	279	272	176	292	16,291	11,249	9,402	12,222	
Portuguese East Africa	59	120	167	161	124	2,222	4,291	5,422	9,671	
United States of America—										
Via Atlantic Coast	929	712	1,229	1,442	2,295	42,922	22,422	22,222	22,222	
" Pacific "	--	--	--	110	--	--	--	--	2,222	
Brazil	104	20	22	22	242	--	--	--	2,172	

No. 11—continued

ARTICLES, AND COUNTRIES OF FINAL DESTINATION; ALSO SHARE OF EACH PROVINCE	QUANTITY					VALUE				
	1931-32	1932-33	1933-34	1934-35	1935-36	1931-32	1932-33	1933-34	1934-35	1935-36
<i>10—continued</i>										
<i>Butter (II, D)—continued</i>										
	Cwts.	Cwts.	Cwts.	Cwts.	Cwts.	Rs.	Rs.	Rs.	Rs.	Rs.
Other Foreign Countries	168	100	208	179	251	10,488	7,080	7,069	11,687	10,567
TOTAL FOREIGN COUNTRIES	4,858	4,561	4,823	3,993	3,668	2,70,195	1,80,738	1,69,710	2,67,056	3,30,648
Share of Bengal	18,164	17,432	19,100	15,713	29,372	9,48,099	6,84,406	6,90,655	10,76,793	11,47,356
" Bombay	1	65
" Madras	9	900	..
TOTAL	18,164	17,432	19,100	15,722	29,373	9,48,099	6,84,406	6,90,655	10,77,693	11,47,421
<i>Seeds (II, D)—</i>										
	Cwts.	Cwts.	Cwts.	Cwts.	Cwts.					
United Kingdom (including Channel Islands)	9,597	11,652	11,638	8,238	15,501	3,48,698	3,12,890	3,31,267	4,15,103	5,29,795
Other British possessions	3	44	..	48	900
TOTAL BRITISH EMPIRE	9,597	11,655	11,638	8,238	15,545	3,48,698	3,12,938	3,31,267	4,15,103	5,30,695
Germany	5,225	8,517	7,211	6,058	9,519	1,94,550	2,30,208	2,16,428	3,21,418	3,20,177
Netherlands	11,866	668	3,459	18,474	..	3,66,270	19,170	1,84,560	5,35,825
Belgium	11,171	3,451	12,562	2,526	314	4,34,001	80,642	4,55,104	1,22,339	10,779
France	1,873	2,276	2,235	967	1,624	50,916	62,490	64,349	48,872	51,927
United States of America—										
Via Atlantic Coast	77,012	83,958	117,834	66,212	80,097	27,11,768	21,30,600	20,86,948	34,96,592	28,73,277
" Pacific "	44	1,036	126	1,410	57,290	3,385
Brazil	146	5,000
Other Foreign Countries	89	99	66	94	143	3,805	3,670	1,444	5,162	4,638
TOTAL FOREIGN COUNTRIES	95,060	109,167	140,576	80,847	110,297	34,00,940	28,78,275	28,33,448	42,86,233	33,00,718
Share of Bengal	104,338	120,733	151,946	83,434	125,321	37,44,733	31,62,785	41,63,275	46,40,340	38,30,323
" Sind	259	39	..	100	21	4,900	3,423	..	9,800	599
" Burma	263	57	6,435	1,196	..
TOTAL	104,657	120,822	152,214	83,635	125,342	37,49,633	31,66,218	41,64,710	46,51,336	38,31,418
<i>Shell (II, D)—</i>										
	Cwts.	Cwts.	Cwts.	Cwts.	Cwts.					
United Kingdom (including Channel Islands)	83,032	81,414	309,277	215,000	44,452	34,35,344	34,35,193	1,23,42,451	1,34,00,070	16,79,858
Palestine	21	105	140	247	338	1,297	5,296	4,658	16,047	13,025
Ceylon (excluding Maldives)	105	165	161	208	254	6,207	6,489	6,189	14,063	10,092
Straits Settlements	1,703	1,482	1,462	3,092	2,430	84,393	48,019	52,278	1,32,938	94,930
Hongkong	1,937	1,948	1,139	1,625	1,732	1,12,191	74,422	40,937	1,02,239	65,337
Union of South Africa	321	562	517	313	1,107	14,529	19,551	19,960	48,047	38,726
Canada—										
Via Atlantic Coast	123	371	2,301	2,316	3,768	6,160	32,100	96,123	1,24,412	1,50,033
" Pacific "	74	63	97	169	..	3,420	2,330	6,330	6,400
Commonwealth of Australia	2,010	3,318	3,021	4,339	4,031	1,04,362	1,56,431	1,27,339	2,71,274	2,10,712
New Zealand	347	719	667	307	1,149	20,271	32,337	27,561	53,357	52,307
Other British Possessions	20	18	40	14	104	1,039	1,273	1,435	940	4,179
TOTAL BRITISH EMPIRE	89,818	91,178	310,078	227,608	60,174	38,35,743	28,65,190	1,27,20,902	1,41,70,817	23,32,194
Sweden	2,322	2,308	2,452	3,095	4,996	1,30,620	92,068	77,033	1,05,733	1,31,717
Norway	525	594	623	667	950	46,070	21,645	20,406	41,411	34,939
Denmark	1,099	1,442	1,269	1,578	1,694	49,361	48,396	41,855	1,01,953	78,955
Poland (including Danzig)	1,249	2,035	2,793	3,914	2,780	53,013	66,213	83,425	2,54,775	93,046
Germany	34,493	34,264	40,399	20,339	23,466	14,72,430	10,43,101	11,04,512	13,22,340	9,95,723
Netherlands	1,223	2,466	2,206	1,461	2,030	48,558	76,743	83,723	87,777	68,911

GENERAL EXPORTS

INDIAN MERCHANDISE

No. 11—continued

ARTICLES, AND COUNTRIES OF FINAL DESTINATION; ALSO SHARE OF EACH PROVINCE	QUANTITY					VALUE				
	1931-32	1932-33	1933-34	1934-35	1935-36	1931-32	1932-33	1933-34	1934-35	1935-36
	Cwts.	Cwts.	Cwts.	Cwts.	Cwts.	R	R	R	R	R
Lac—continued										
Shell (H. D.)—continued										
Belgium	4,795	3,707	3,025	15,026	4,129	2,05,824	1,08,494	1,04,237	10,50,011	1,43
France	9,895	11,049	12,249	7,388	9,199	4,22,357	3,40,092	3,86,670	4,72,782	3,39
Spain	1,186	1,308	1,318	1,141	2,450	51,304	62,945	39,170	66,586	80
Italy (including Fiume)	5,092	5,179	6,339	6,045	6,882	2,43,281	1,90,395	2,32,014	3,31,599	2,40
Roumania	35	191	295	367	..	1,422	6,712	19,576	11
Greece (including Crete)	662	617	366	596	836	32,365	22,856	11,954	35,510	40
Turkey, European	120	215	75	109	..	5,209	7,076	2,730	7,170	10
Syria	119	88	133	110	164	5,484	2,671	3,785	7,130	8
Iraq	39	66	30	90	109	1,770	2,217	1,290	4,716	5
Java	1,548	1,413	1,373	1,1	1,376	74,038	45,319	42,868	71,799	60
Siam	56	195	323	2,150	12,499	11
Philippines	877	1,457	777	871	1,233	48,225	53,163	37,181	55,454	45
China (exclusive of Hongkong and Amoy)	1,061	1,693	1,796	2,612	1,713	91,579	61,073	55,909	1,61,875	60
Japan	33,932	26,997	31,454	47,720	54,101	15,47,018	8,03,759	9,94,818	23,67,935	13,70
Egypt	762	921	1,036	1,208	1,455	40,822	36,348	33,508	74,107	40
Portuguese East Africa	163	236	317	357	259	7,110	3,930	10,392	18,292	10
United States of America—										
<i>Via Atlantic Coast</i>	99,239	64,254	92,493	73,605	81,211	43,24,938	21,37,429	30,34,316	46,38,168	23,70
<i> " Pacific " " "</i>	1,430	1,304	1,999	3,066	5,361	74,561	56,388	65,041	1,79,857	1,30
Cuba	221	399	443	133	394	9,927	13,339	15,490	12,000	10
Mexico	15	257	390	1,479	..	400	3,764	22,358	60
Brazil	2,116	1,258	1,775	1,631	4,667	89,236	42,676	67,144	1,02,492	1,30
Uruguay	159	254	229	302	706	6,976	9,164	9,232	20,047	20
Argentine Republic (including the Atlantic Coast of Patagonia)	1,102	2,545	2,268	2,465	3,305	50,293	86,521	79,564	1,47,233	1,00
Chile (including the Pacific Coast of Patagonia)	96	491	183	139	739	3,336	14,673	5,400	7,547	30
Para	55	37	84	194	239	2,162	1,100	2,340	11,521	10
Other Foreign Countries	211	132	66	307	235	9,976	4,680	2,333	12,113	10
TOTAL FOREIGN COUNTRIES	207,394	170,557	209,997	204,329	224,353	91,48,343	54,73,294	67,04,037	1,25,14,157	80,15
Share of Bengal	297,003	261,733	523,473	436,692	234,533	1,29,33,953	33,37,317	1,93,75,467	3,63,36,370	1,91,31
<i>Bombay</i>	9	12	597	4,930	..	600	640	49,437	3,91,397	..
<i>Madras</i>	1	1	..	1	..	38	37	36	68	..
<i>Burma</i>	394	37,025	..
TOTAL	297,013	261,733	529,075	431,937	234,532	1,29,34,533	33,38,484	1,94,24,939	3,66,38,974	1,91,31
Wicks (H. D.)—										
United Kingdom (including Channel Islands)	624	417	568	555	668	20,079	12,306	16,890	30,323	11
Other British Possessions	221
TOTAL BRITISH EMPIRE	624	417	568	555	889	20,079	12,306	16,890	30,323	11
Germany	3,456	1,397	1,751	949	38	34,123	23,765	31,718	3,101	..
Netherlands	201	1,970	199	2,378	6,322	3,745	34,757	4,319	79,797	1,0
Belgium	3,343	303	4,302	1,101	14	1,89,550	7,368	99,343	45,000	..
United States of America— <i>Via Atlantic Coast</i>	21	95	1,300	6,500	..
Other Foreign Countries	214	117	1	3	7	4,792	2,750	30	31	..
TOTAL FOREIGN COUNTRIES	12,217	3,787	6,304	4,526	6,331	3,32,210	63,640	1,37,215	1,39,449	1,0
Share of Bengal	6,023	1,513	3,997	4,338	6,133	1,33,504	43,552	1,06,440	1,33,920	1,1
<i>Bombay</i>	2	..	13	90
<i>Sind</i>	103	75	21	3,275	1,350	1,300
<i>Madras</i>	31	24	1,133	1,104
<i>Burma</i>	6,689	2,492	2,859	695	1,099	1,16,258	36,449	46,276	19,357	..
TOTAL	12,341	4,204	6,872	5,031	7,270	3,03,139	81,443	1,54,105	777,961	1,1

No. 11—continued

CITIES, AND COUNTRIES OF FINAL DESTINATION; ALSO SHARE OF EACH PROVINCE	QUANTITY					VALUE				
	1931-32	1932-33	1933-34	1934-35	1935-36	1931-32	1932-33	1933-34	1934-35	1935-36
<i>ac—continued</i>						R	R	R	R	R
<i>Other kinds (excluding Lac- dye) (H. D)—</i>	Cwts.	Cwts.	Cwts.	Cwts.	Cwts.					
United Kingdom (including Channel Islands)	160	..	1,876	1,452	1,121	1,707	..	11,536	9,078	6,800
Other British Possessions	1	1	14	6	30	50	30	480	485
TOTAL BRITISH EMPIRE	160	1	1,877	1,466	1,127	1,737	50	11,566	9,558	7,285
Germany	16,924	10,040	8,154	18,928	14,576	2,22,155	89,412	61,108	1,57,154	1,04,848
Netherlands	2,643	257	12,278	21,790	..	31,106	1,815	1,10,794	1,77,806
Belgium	13,544	983	13,234	9,764	58	1,79,800	9,215	1,33,521	1,10,223	399
United States of America— Via Atlantic Coast	1,736	2,765	12,381	27,345
Other Foreign Countries	422	428	205	410	248	4,973	3,481	1,258	3,314	1,855
TOTAL FOREIGN COUNTRIES	30,890	14,108	21,850	43,161	39,487	4,06,928	1,33,164	1,07,702	3,98,866	3,12,313
<i>State of Bengal</i>	<i>30,092</i>	<i>14,090</i>	<i>23,726</i>	<i>44,526</i>	<i>40,553</i>	<i>4,07,572</i>	<i>1,32,249</i>	<i>2,09,233</i>	<i>4,08,253</i>	<i>3,14,337</i>
<i>Bombay</i>	<i>11</i>	<i>19</i>	<i>1</i>	<i>14</i>	<i>11</i>	<i>632</i>	<i>985</i>	<i>30</i>	<i>480</i>	<i>645</i>
<i>Madras</i>	<i>..</i>	<i>..</i>	<i>..</i>	<i>38</i>	<i>..</i>	<i>..</i>	<i>..</i>	<i>..</i>	<i>636</i>	<i>25</i>
<i>Burma</i>	<i>47</i>	<i>..</i>	<i>..</i>	<i>..</i>	<i>..</i>	<i>411</i>	<i>..</i>	<i>..</i>	<i>..</i>	<i>..</i>
TOTAL	31,050	14,109	23,727	44,627	40,564	4,08,665	1,33,214	2,09,263	4,08,424	3,19,557
<i>Total Lac—</i>	Cwts.	Cwts.	Cwts.	Cwts.	Cwts.					
United Kingdom (including Channel Islands)	105,996	105,390	336,409	285,780	79,915	44,90,722	32,75,122	1,31,74,810	1,45,97,398	29,50,455
Palestine	21	105	140	247	338	1,297	5,296	4,658	16,647	13,025
Ceylon (excluding Maldives)	107	165	161	210	254	6,309	6,489	6,180	14,168	10,092
Straits Settlements	1,702	1,482	1,462	2,092	2,650	84,323	48,619	52,278	1,32,938	98,930
Hongkong	1,937	1,948	1,129	1,625	1,723	1,12,191	74,422	40,937	1,02,239	65,418
Union of South Africa	332	643	742	1,015	1,746	18,185	22,190	27,949	60,635	61,476
Canada—										
Via Atlantic Coast	123	832	2,653	2,342	3,320	6,160	32,625	96,732	1,25,762	1,52,349
" Pacific "	74	63	97	169	..	3,429	2,890	6,330	6,400
Commonwealth of Australia	2,642	4,737	3,950	5,388	6,487	1,37,496	1,91,696	1,65,221	3,33,115	2,90,938
New Zealand	375	740	633	824	1,232	21,584	33,143	28,404	54,846	56,257
Other British Possessions	20	24	41	26	111	739	1,623	1,465	1,320	4,679
TOTAL BRITISH EMPIRE	113,305	116,120	347,438	249,646	98,445	48,35,056	36,94,654	1,36,01,570	1,54,45,443	37,10,014
Sweden	2,382	3,006	2,598	3,194	5,108	1,33,913	98,053	81,003	2,03,135	1,35,637
Norway	543	594	625	693	954	47,270	21,645	20,437	42,161	25,119
Denmark	1,163	1,511	1,315	1,023	1,797	52,330	51,165	43,511	1,05,091	82,924
Poland (including Danzig)	1,249	2,089	2,304	3,921	2,304	53,013	66,333	86,725	2,55,275	93,871
Germany	61,741	55,613	58,640	47,395	54,599	20,72,053	14,40,571	14,53,334	19,32,039	14,96,250
Netherlands	1,555	19,126	3,693	10,693	49,067	60,973	5,16,851	1,28,350	4,71,752	9,62,772
Belgium	33,313	7,339	33,243	20,061	4,936	10,31,735	2,13,316	7,96,475	13,30,630	1,76,603
France	12,773	14,319	15,570	9,311	12,732	5,31,370	4,59,347	4,71,396	5,60,997	4,60,675
Spain	1,252	1,347	1,349	1,173	2,471	55,139	64,520	60,703	63,332	39,772
Italy (including Trieste)	5,480	5,641	6,650	6,253	7,213	2,62,207	2,07,344	2,32,479	3,66,193	2,77,336
Roumania	42	191	303	367	..	1,392	6,712	20,566	14,594
Greece (including Crete)	663	632	365	596	336	32,365	33,258	11,954	35,510	34,300
Turkey, European	120	215	75	169	..	5,300	7,076	3,730	7,170	..
Syria	119	33	133	110	164	5,434	2,671	3,736	7,130	6,493
Java	1,543	1,413	1,373	1,151	1,376	74,033	45,319	42,363	71,799	67,629
Siam	55	195	331	2,150	12,490	11,336
Philippines	377	1,467	777	371	1,233	43,225	63,163	27,131	55,454	41,310

GENERAL EXPORTS

(582)

INDIAN MISCELLANEOUS

No. 11—continued

ARTICLES, AND COUNTRIES OF FINAL DESTINATION; ALSO SHARE OF EACH PROVINCE	QUANTITY					VALUE				
	1931-32	1932-33	1933-34	1934-35	1935-36	1931-32	1932-33	1933-34	1934-35	1935-36
Lac—continued										
Total Lac—continued	Cwts.	Cwts.	Cwts.	Cwts.	Cwts.	R	R	R	R	
China (exclusive of Hongkong and Macao)	1,083	1,015	1,820	2,622	1,713	82,620	61,918	56,824	1,62,445	
Japan	33,078	27,032	31,472	47,749	54,157	15,49,167	3,04,867	9,05,308	23,69,848	
Egypt	762	921	1,036	1,208	1,455	40,822	36,348	32,508	74,107	
Portuguese East Africa	221	406	490	518	448	10,005	18,321	15,877	27,838	
United States of America—										
Via Atlantic Coast	177,190	148,927	211,737	148,140	166,968	70,85,652	48,00,511	62,25,822	82,99,454	
" Pacific "	1,674	1,804	1,990	4,212	5,477	75,971	56,828	65,041	2,43,697	
Cuba	221	399	448	183	394	9,934	13,839	15,490	12,000	
Mexico	..	15	257	360	1,479	..	400	8,764	22,358	
Brazil	2,426	1,276	1,863	1,714	5,012	1,02,818	43,459	70,474	1,04,667	
Uruguay	169	254	329	302	706	6,976	9,164	9,282	20,047	
Argentine Republic (including the Atlantic Coast of Patagonia)	1,102	2,665	2,361	2,549	2,402	50,298	87,169	81,941	1,52,044	
Chile (including the Pacific Coast of Patagonia)	96	491	183	189	789	2,836	14,073	5,400	7,547	
Peru	55	37	84	104	239	2,162	1,100	2,340	11,521	
Other Foreign Countries	261	206	96	297	349	12,425	7,812	3,548	14,284	
TOTAL FOREIGN COUNTRIES	350,419	302,180	333,550	336,366	389,126	1,26,09,114	87,29,111	1,10,42,107	1,76,50,791	1,31
Share of Bengal	456,872	416,538	727,247	579,770	486,461	1,32,67,868	1,23,50,209	2,45,40,076	3,28,63,381	1,34
" Bombay	30	31	600	4,394	30	1,223	1,205	49,527	2,21,737	
" Sind	374	164	21	109	21	8,175	4,772	1,300	9,300	
" Madras	22	25	..	92	..	1,120	1,131	25	1,648	
" Burma	6,736	2,492	3,120	1,040	1,009	1,16,669	35,442	52,710	29,933	
TOTAL	468,724	418,300	730,938	686,002	487,581	1,33,94,172	1,24,23,765	2,46,49,977	3,29,66,204	1,34
Lacquered-ware (of Indian manufacture) (III. H)—										
TOTAL BRITISH EMPIRE	—	—	—	—	—	2,746	12,795	12,397	9,297	1
Portuguese East Africa	—	—	—	—	—	2,400	2,580	2,605	6,820	
Panama (including Panama Canal Zone)	—	—	—	—	—	1,300	2,950	850	5,099	
United States of America—										
Via Atlantic Coast	—	—	—	—	—	2,108	..	1,022	3,246	
" Pacific Coast	—	—	—	—	—	92	
Other Foreign Countries	—	—	—	—	—	11,012	14,784	12,861	11,413	
TOTAL FOREIGN COUNTRIES	—	—	—	—	—	16,912	20,314	17,738	26,178	1
Share of Bengal	—	—	—	—	—	2
" Bombay	—	—	—	—	—	21,627	25,697	26,187	30,120	
" Sind	—	—	—	—	—	68	..	70	..	
" Madras	—	—	—	—	—	..	23	
" Burma	—	—	—	—	—	4,976	6,379	5,478	6,655	
TOTAL	—	—	—	—	—	26,658	32,109	31,735	36,775	2
Leather—										
Hides, tanned or dressed—										
Buffalo hides (III. I)—										
United Kingdom (including Channel Islands)	Tons	Tons	Tons	Tons	Tons					
Palestine	4	3	1	8,40,508	5,21,035	11,09,242	10,73,220	12,4
Zanzibar and Pemba	3	1	2	3	4	8,550	8,700	1,604	950	
Kenya Colony	16	11	18	18	23	7,530	5,340	5,606	5,062	
Tanganyika Territory	4	4	3	6	7	26,086	10,977	21,876	29,726	
Other British Possessions	1	..	2	1	3	7,525	6,250	7,350	11,928	
TOTAL BRITISH EMPIRE	546	378	698	698	824	3,594	1,504	4,770	2,942	
TOTAL BRITISH EMPIRE	574	394	719	696	861	9,04,887	5,57,906	11,48,044	11,23,828	12,4

No. 11—continued

ARTICLES, AND COUNTRIES OF FINAL DESTINATION; ALSO SHARE OF EACH PROVINCE	QUANTITY					VALUE				
	1931-32	1932-33	1933-34	1934-35	1935-36	1931-32	1932-33	1933-34	1934-35	1935-36
Leather—continued	Tons	Tons	Tons	Tons	Tons	₹	₹	₹	₹	₹
<i>Hides, tanned or dressed—</i> <i>continued</i>										
Buffalo hides (III. I)— <i>continued</i>										
Syria	31	8	4	11	..	20,550	13,150	4,400	18,700	..
Iraq	18	10	18	10	41	26,438	17,158	28,000	22,155	44,241
United States of America— Via Atlantic Coast	9	8	7	49	264	19,830	15,070	12,000	1,07,250	5,04,155
Other Foreign Countries	1	..	4	2,400	1,577	4,600	100	..
TOTAL FOREIGN COUNTRIES	49	26	33	70	305	78,218	46,955	44,000	1,48,205	5,48,396
<i>Share of Bengal</i>	6	18,775	100
“ <i>Bombay</i>	67	41	18	58	77	1,10,792	85,130	73,577	90,327	1,08,994
“ <i>Sind</i>	1	2	950	4,519	54	180	100
“ <i>Madras</i>	555	377	704	681	1,089	9,80,862	5,15,112	11,18,313	11,62,361	18,00,432
“ <i>Burma</i>
TOTAL	623	420	752	745	1,106	10,72,605	6,04,761	11,92,044	12,72,098	19,09,876
Cow hides (III. I)—	Tons	Tons	Tons	Tons	Tons					
United Kingdom (including Channel Islands)	8,689	7,723	11,306	9,486	11,702	1,79,60,852	1,38,52,802	2,06,11,455	1,61,51,524	1,86,03,853
Aden and Dependencies	17	15	21	16	28	25,994	22,521	29,478	19,930	40,631
Ceylon (excluding Maldives)	1	1	8,410	2,442	5,482	5,395	1,815
Hongkong	68	35	5	12	4	87,250	43,120	6,200	12,300	3,930
Kenya Colony	1	1	3	2	3	11,620	11,365	17,642	9,292	10,043
Other British Possessions	3	3	4,814	3,692	3,049	1,187	1,112
TOTAL BRITISH EMPIRE	8,778	7,776	11,335	9,516	11,738	1,80,92,940	1,39,36,462	2,06,78,306	1,61,99,628	1,86,61,384
China (exclusive of Hongkong and Macao)	136	105	43	32	32	1,67,080	1,09,047	34,350	24,457	25,500
United States of America— Via Atlantic Coast	1	..	39	39	13	1,500	..	59,595	36,000	26,400
Other Foreign Countries	4	1	1	2	1	5,430	4,910	1,563	6,051	2,035
TOTAL FOREIGN COUNTRIES	141	106	73	63	46	1,74,010	1,13,957	95,508	66,508	53,935
<i>Share of Bengal</i>	32	44	39	34	37	66,902	35,635	90,750	1,22,160	79,300
“ <i>Bombay</i>	368	197	371	184	133	13,25,716	6,97,541	8,28,314	3,32,912	4,89,259
“ <i>Sind</i>	8	17	37	24	26	15,908	37,199	77,288	45,761	41,745
“ <i>Madras</i>	8,205	7,481	10,893	9,243	11,427	1,66,03,392	1,30,76,517	1,97,31,414	1,56,60,646	1,80,75,032
“ <i>Burma</i>	308	142	43	44	36	2,56,532	1,54,327	40,550	36,757	29,439
TOTAL	8,919	7,882	11,408	9,579	11,784	1,82,67,950	1,40,50,419	2,07,68,314	1,62,66,180	1,87,15,319
Calf Skins—										
Buffalo Calf Skins (III. I)—	Tons	Tons	Tons	Tons	Tons					
United Kingdom (including Channel Islands)	306	315	411	394	371	6,38,021	5,55,308	7,22,337	7,18,141	6,65,755
Other British Possessions	214	26	100	50	100
TOTAL BRITISH EMPIRE	306	315	411	394	371	6,38,235	5,55,332	7,22,437	7,18,191	6,65,855

GENERAL EXPORTS

(584)

INDIAN MERCHANDISE

No. 11—continued

ARTICLES, AND COUNTRIES OF FINAL DESTINATION; ALSO SHARE OF EACH PROVINCE	QUANTITY					VALUE				
	1931-32	1932-33	1933-34	1934-35	1935-36	1931-32	1932-33	1933-34	1934-35	1935-36
Leather—continued						R	R	R	R	R
Hides, tanned or dressed— continued										
Calf Skins—continued										
Buffalo Calf Skins (III. I)— continued	Tons	Tons	Tons	Tons	Tons					
United States of America— Via Atlantic Coast	8	10,000
Share of Bombay . . .	1	..	1	3,000	..	3,000
.. Sind . . .	1	3	1,800	3,407	994
.. Madras . . .	304	318	410	394	378	6,33,435	5,51,925	7,73,593	7,13,191	6,31,100
TOTAL . . .	306	315	411	394	379	6,38,235	5,55,332	7,82,487	7,13,191	6,32,100
Cow Calf Skins (III. I)—	Tons	Tons	Tons	Tons	Tons					
United Kingdom (including Channel Islands) . . .	450	419	585	652	695	12,34,058	10,00,284	12,33,748	15,06,960	15,33,300
Other British Possessions	1,054	480	253
TOTAL BRITISH EMPIRE . . .	450	419	585	652	695	12,35,112	10,00,764	12,34,001	15,06,960	15,33,300
United States of America— Via Atlantic Coast	4	600	..	10,000
Other Foreign Countries	1,000	450	2,000
TOTAL FOREIGN COUNTRIES	4	1,000	450	2,600	..	10,000
Share of Bengal	1	500	..	2,000	..	4,000
.. Bombay	3	3,000	..	7,329
.. Sind . . .	2	4	4	..	1	4,413	7,159	7,333	1,064	3,500
.. Madras . . .	443	415	573	652	697	12,78,200	9,94,055	12,19,995	15,06,908	12,34,300
TOTAL . . .	450	419	585	652	699	12,86,112	10,01,314	12,36,001	15,06,960	15,33,300
Total Calf Skins	Tons	Tons	Tons	Tons	Tons					
United Kingdom (including Channel Islands) . . .	755	784	996	1,046	1,066	19,22,079	15,55,500	21,16,135	22,25,101	22,51,100
Other British Possessions	1,248	506	353	50	10
TOTAL BRITISH EMPIRE . . .	755	784	996	1,046	1,066	19,23,327	15,56,006	21,16,488	22,25,151	22,51,110
United States of America— Via Atlantic Coast	12	600	..	27,000
Other Foreign Countries	1,000	450	2,000
TOTAL FOREIGN COUNTRIES	12	1,000	450	2,600	..	27,000
Share of Bengal	1	500	..	2,000	..	4,000
.. Bombay . . .	1	..	4	3,000	..	10,120
.. Sind . . .	2	7	4	..	1	4,313	10,569	3,330	1,064	3,500
.. Madras . . .	752	727	988	1,046	1,073	19,11,032	15,48,930	20,38,683	22,24,067	22,70,300
TOTAL . . .	756	784	996	1,046	1,073	19,24,327	15,56,546	21,19,088	22,25,151	22,78,300
Other hides (III. I)—	Tons	Tons	Tons	Tons	Tons					
TOTAL BRITISH EMPIRE . . .	2	616	..	195	5	..
Iraq	1	2,500
Share of Bengal . . .	2	503
.. Bombay	1	2,500
.. Madras	54	..	195	5	..
TOTAL . . .	2	1	616	..	195	5	2,500

No. 11—continued

ARTICLES, AND COUNTRIES OF FINAL DESTINATION; ALSO SHARE OF EACH PROVINCE	QUANTITY					VALUE				
	1931-32	1932-33	1933-34	1934-35	1935-36	1931-32	1932-33	1933-34	1934-35	1935-36
Leather—continued										
<i>Hides, tanned or dressed— concluded</i>	Tons	Tons	Tons	Tons	Tons	R	R	R	R	R
<i>Total Hides, tanned or dressed—</i>										
United Kingdom (including Channel Islands)	9,998	8,881	13,000	11,170	13,592	2,08,28,996	1,59,39,427	2,38,33,932	1,94,49,645	2,21,50,765
Palestina	5	3	1	9,050	3,700	1,000	950	..
Aden and Dependencies	17	15	22	16	80	27,359	28,599	31,578	22,342	43,924
Ceylon (excluding Maldives)	1	1	5,261	3,274	6,331	5,685	2,108
Hongkong	68	35	5	12	4	67,250	49,120	6,200	12,300	3,939
Sanzibar and Pemba	8	1	2	3	4	3,417	6,572	6,556	5,412	6,602
Kenya Colony	17	12	16	20	26	36,305	31,862	39,518	39,018	52,003
Tanganyika Territory	4	4	3	6	7	3,425	6,250	3,700	12,688	18,376
Other British Possessions	3	3	1	..	1	4,327	2,560	3,123	452	1,290
TOTAL BRITISH EMPIRE	10,110	8,904	13,050	11,228	13,665	2,10,12,390	1,60,50,364	2,39,38,038	1,95,48,672	2,22,74,497
Syria	23	8	4	11	..	31,350	13,150	4,400	18,700	..
Iraq	18	10	10	10	43	27,238	21,208	26,049	24,675	48,766
China (exclusive of Hongkong and Macao)	186	105	43	32	32	1,67,030	1,09,047	34,350	24,457	26,500
United States of America—										
Via Atlantic Coast	10	6	36	73	239	21,330	15,070	72,195	1,43,250	5,57,600
Other Foreign Countries	3	1	4	2	..	5,735	2,337	5,114	3,631	..
TOTAL FOREIGN COUNTRIES	190	132	110	142	364	2,53,228	1,61,362	1,42,108	2,14,713	6,31,366
Share of Bengal	34	44	59	30	53	65,964	35,325	92,750	1,46,925	23,900
Bombay	436	233	493	242	316	14,42,509	7,32,671	9,12,611	4,73,799	6,01,133
Sind	12	36	41	24	27	33,070	52,334	35,730	49,995	45,733
Madras	9,612	3,535	12,535	10,970	13,593	1,94,76,443	1,51,36,909	2,39,43,510	1,90,55,399	2,31,46,117
Rurma	306	143	43	44	36	2,56,533	1,54,327	40,550	36,757	29,430
TOTAL	10,300	9,036	13,156	11,370	14,029	2,12,65,513	1,62,11,726	2,40,80,141	1,97,63,385	2,29,06,363
Skins, tanned or dressed—										
Goat skins (III I)—	Tons	Tons	Tons	Tons	Tons					
United Kingdom (including Channel Islands)	2,496	2,337	3,400	3,506	2,908	1,56,78,805	1,67,82,273	1,65,46,368	1,77,59,635	1,34,97,594
Ceylon (excluding Maldives)	..	3	1	..	1	3,073	1,233	5,031	2,414	2,641
Union of South Africa	2	7,010	..
Commonwealth of Australia	3	2	19	7,516	3,965	1,130	3,243	87,353
Other British Possessions	400	291	275	220	132
TOTAL BRITISH EMPIRE	2,499	2,340	3,401	3,510	2,928	1,56,89,799	1,67,87,767	1,65,53,954	1,77,72,527	1,35,88,226
Sweden	4	1	13,260	3,000
Germany	3	3	10	1,319	..	12,710	18,267	46,415
Netherlands	24	6	1	2	..	2,25,000	43,000	5,000	3,364	..
Belgium	4	1	19,334	3,069	2,400
France	13	9	39	15	53	86,118	50,549	1,97,553	95,135	2,51,673
Italy (including Fiume)	4	2	2,700	25,476	17,560
Japan	..	2	17	21	17	2,000	15,400	34,305	37,300	79,920
United States of America—										
Via Atlantic Coast	56	7	37	56	62	2,96,340	39,000	3,36,664	2,58,430	2,53,716
Pacific	3	2	15,000	9,000	..
Other Foreign Countries	..	1	..	1	1	..	1,223	1,200	3,900	2,373
TOTAL FOREIGN COUNTRIES	107	26	150	103	146	6,30,161	1,50,246	7,07,537	5,19,192	6,59,671

GENERAL EXPORTS

INDIAN MERCHANDISE

(586)

No. 11—continued

ARTICLES, AND COUNTRIES OF FINAL DESTINATION ; ALSO SHARE OF EACH PROVINCE	QUANTITY					VALUE				
	1931-32	1932-33	1933-34	1934-35	1935-36	1931-32	1932-33	1933-34	1934-35	1935-36
	Tons	Tons	Tons	Tons	Tons	Rs	Rs	Rs	Rs	Rs
* Leather—continued										
<i>Skins, tanned or dressed—continued</i>										
Goat skins (III. D)—continued										
Share of Bengal	1	9,691	2,150	559	555	..
" Bombay	201	316	379	312	261	11,22,920	9,12,044	11,69,075	9,00,422	8,31,700
" Sind	9	4	2	25	26	29,273	11,176	21,422	26,390	17,100
" Madras	2,325	2,695	3,264	3,365	2,867	2,59,90,816	1,69,12,649	1,09,69,425	1,72,01,625	1,35,22,200
TOTAL	2,606	2,916	3,651	3,618	2,974	1,68,19,960	1,69,22,012	1,72,60,591	1,82,01,719	1,42,47,000
Sheep skins (III. D)—										
United Kingdom (including Channel Islands)	2,120	1,659	2,252	2,106	2,541	1,06,96,242	96,22,926	1,11,22,798	1,06,41,411	1,21,27,044
Ceylon (excluding Maldives)	4	17	8	12	7	12,124	11,504	16,212	22,272	12,044
Straits Settlements	88	85	72	81	38	2,00,622	2,95,002	2,61,620	2,22,920	1,21,100
Kenya Colony	1	1	6,422	5,800	6,207	6,770	260
Commonwealth of Australia	1	2	4,695	2,922	12,720
Other British Possessions	1	2,520	2,797	4,070	2,277	2,120
TOTAL BRITISH EMPIRE	2,273	1,973	2,334	2,200	2,588	1,10,20,222	96,60,040	1,14,24,202	1,09,17,012	1,22,27,014
Germany	20	22	4	49,627	61,045	14,440
Netherlands	6	12	24,000	55,000
France	1	6	..	205	50	2,751	22,220
Sumatra	1	1	2,279	1,075	..	5,200	6,020
Japan	505	468	520	596	471	25,65,922	20,42,415	20,70,244	24,27,922	19,46,297
United States of America— Via Atlantic Coast	5	..	2	1	..	22,600	..	24,600	200	..
Other Foreign Countries	1	2	4,605	4,171	122	2,520	1,500
TOTAL FOREIGN COUNTRIES	517	477	552	622	482	26,22,415	21,00,826	21,44,769	25,07,444	20,01,520
Share of Bengal	206	20	267	227	120
" Bombay	225	106	227	142	149	2,42,422	4,22,222	2,20,222	6,22,217	2,22,222
" Sind	22	12	20	20	15	2,27,221	45,222	1,20,222	1,22,222	47,222
" Madras	2,105	2,224	2,520	2,622	2,297	1,24,22,222	1,14,00,221	1,22,27,221	1,22,22,222	1,22,12,220
" Burma	1	222	..	220	..
TOTAL	2,720	2,450	2,827	2,822	2,971	1,26,52,772	1,19,69,226	1,22,69,271	1,24,24,456	1,42,68,224
Other skins (III. I)—										
United Kingdom (including Channel Islands)	94	109	122	94	120	12,04,206	12,77,922	15,01,002	7,22,122	5,61,151
Ceylon (excluding Maldives)	1	10	224	..	227	2,022	12,116
Commonwealth of Australia	5,200	22,220	14,500	..	122
Other British Possessions	2,072	..	205	..
TOTAL BRITISH EMPIRE	94	109	122	95	120	12,11,020	12,95,221	15,17,229	7,22,224	5,72,297
Germany	2	7,422	24,510	16,400	2,705	222
Netherlands	2	2,500	22,222	2,220
France	4	60,400	12,220	2,220
Italy (including Fiume)	1	..	2,227	11,222	220	4,020	..
United States of America— Via Atlantic Coast	11,221	2,220
Other Foreign Countries	1,000	2,724	..	420	110
TOTAL FOREIGN COUNTRIES	104	10	22	1	..	85,170	1,12,156	20,470	2,205	1,022

No. 11—continued

ARTICLES, AND COUNTRIES OF FINAL DESTINATION; ALSO SHARE OF EACH PROVINCE	QUANTITY					VALUE				
	1931-32	1932-33	1933-34	1934-35	1935-36	1931-32	1932-33	1933-34	1934-35	1935-36
	Tons	Tons	Tons	Tons	Tons	Rs	Rs	Rs	Rs	Rs
Leather—continued										
<i>Skins, tanned or dressed— concluded</i>										
<i>Other skins (III. I)—continued</i>										
Share of Bengal	36	63	83	42	16	6,36,739	9,42,221	11,12,663	4,66,762	1,84,436
„ Bombay	1	2	1	..	2	35,768	16,036	11,244	14,062	7,420
„ Sind	8	3	5	1	2	1,49,262	89,726	50,817	18,153	13,085
Madras	83	46	39	53	110	5,74,411	4,66,695	3,72,244	2,38,692	3,69,600
TOTAL	98	119	128	96	130	12,96,200	15,13,577	15,46,748	7,34,569	5,74,440
TOTAL SKINS, TANNED OR DRESSED—	Tons	Tons	Tons	Tons	Tons					
United Kingdom (including Channel Islands)	4,770	4,866	5,781	5,706	5,669	2,76,79,354	2,76,99,207	2,91,77,568	2,91,24,169	2,61,86,801
Ceylon (excluding Maldives)	4	20	9	13	18	17,146	13,228	24,160	28,022	26,808
Straits Settlements	88	85	73	81	38	3,00,638	2,95,008	2,61,895	2,39,036	1,31,100
Union of South Africa	2	7,170	..
Kenya Colony	1	1	6,522	5,816	6,807	6,770	950
Commonwealth of Australia	3	3	22	12,416	20,155	20,825	7,210	1,01,718
Other British Possessions	1	4,180	9,809	4,070	3,527	2,264
TOTAL BRITISH EMPIRE	4,866	4,972	5,863	5,805	5,647	2,80,21,251	2,80,48,228	2,94,94,825	2,94,15,908	2,64,48,636
Sweden	4	1	..	150	..	18,260	8,000
Germany	2	33	36	14	8,732	54,510	78,747	83,017	61,791
Netherlands	40	26	1	2	..	2,51,500	1,29,697	3,850	3,364	..
Belgium	4	1	19,384	5,669	2,400	400	..
France	17	9	39	16	59	1,45,527	68,724	2,06,137	1,04,948	2,84,972
Italy (including Flume)	5	2	5,277	11,755	3,350	29,496	17,560
Sumatra	1	1	2,279	1,075	..	5,800	6,020
Japan	505	465	537	617	438	25,68,932	20,94,816	21,54,649	25,15,268	20,26,197
United States of America—										
Vid Atlantic Coast	61	7	90	57	62	3,41,461	41,630	4,11,284	2,58,780	2,53,718
" Pacific "	3	2	15,000	9,000	..
Other Foreign Countries	1	3	..	1	1	2,605	5,342	1,338	6,500	3,973
TOTAL FOREIGN COUNTRIES	628	518	708	741	628	33,47,747	23,78,263	28,81,785	30,84,841	26,62,234
Share of Bengal	37	68	33	42	16	6,47,320	9,44,431	11,13,839	4,67,645	1,84,536
„ Bombay	495	324	517	361	318	21,62,207	15,39,467	20,60,713	15,59,517	12,45,974
„ Sind	79	31	73	96	42	4,06,216	1,47,631	1,92,848	2,37,750	1,31,804
„ Madras	4,953	5,066	5,393	6,047	5,904	2,21,68,355	2,79,39,275	2,90,09,180	3,01,36,532	2,75,03,507
„ Burma	1	812	..	250	..
TOTAL	5,494	5,485	6,566	6,546	6,276	3,13,68,698	3,04,21,496	3,22,76,610	3,24,50,744	2,91,10,870
Total Hides and Skins, tanned or dressed—	Tons	Tons	Tons	Tons	Tons					
United Kingdom (including Channel Islands)	14,763	13,696	13,781	13,370	19,161	4,36,05,850	4,36,23,634	5,30,11,500	4,85,74,014	4,39,36,566
Palestine	5	3	1	9,050	3,700	1,600	950	..
Aden and Dependencies	17	16	22	16	30	27,309	26,121	31,673	22,434	44,024
Ceylon (excluding Maldives)	4	20	9	14	19	22,407	16,512	30,991	33,707	28,911
Straits Settlements	90	83	74	81	38	3,03,035	2,97,168	2,64,170	2,39,095	1,31,100
Hongkong	68	35	5	12	4	87,250	43,120	6,300	12,300	3,930
Union of South Africa	2	1	298	7,372	1,200
Zanzibar and Pomba	3	1	3	3	4	11,902	1,182	9,066	6,322	6,602
Kenya Colony	18	13	16	20	26	44,827	37,078	46,325	45,788	52,953
Tanganyika Territory	4	4	3	4	7	3,610	7,450	9,740	12,343	14,175

GENERAL EXPORTS

(588)

INDIAN MERCHANDISE

No. 11—continued

ARTICLES, AND COUNTRIES OF FINAL DESTINATION; ALSO SHARE OF EACH PROVINCE	QUANTITY					VALUE				
	1931-32	1932-33	1933-34	1934-35	1935-36	1931-32	1932-33	1933-34	1934-35	1935-36
	Tons	Tons	Tons	Tons	Tons	R	R	R	R	R
Leather—continued										
<i>Total Hides and Skins, tanned or dressed—continued</i>										
Commonwealth of Australia	4	3	22	14,016	20,165	20,325	7,210	1,01,718
Other British Possessions	1,785	4,677	1,050	1,640	1,964
TOTAL BRITISH EMPIRE	14,976	13,876	18,913	17,033	19,312	4,90,33,541	4,40,93,592	5,24,32,858	4,80,64,575	4,87,23,133
Sweden	4	1	..	150	..	13,200	8,000
Germany	..	2	33	37	14	8,807	54,510	78,747	85,042	61,701
Netherlands	40	26	1	2	..	2,51,500	1,29,697	8,850	8,864	..
Belgium	4	1	19,384	5,669	2,400	400	..
France	17	9	89	16	59	1,46,527	63,724	2,06,187	1,04,946	2,84,972
Italy (including Fiume)	5	2	5,277	11,756	3,350	29,496	17,880
Syria	23	8	4	11	..	31,850	13,150	4,400	18,700	..
Iraq	18	10	19	19	43	27,233	21,208	26,187	24,675	49,766
Sumatra	1	1	3,279	1,075	..	5,800	6,080
Japan	507	466	587	617	498	55,71,032	20,65,965	22,54,849	25,15,268	20,26,197
China (exclusive of Hongkong and Macao)	136	106	63	32	32	1,58,080	1,09,889	34,360	24,457	25,800
United States of America—										
Via Atlantic Coast	71	15	126	185	351	3,62,791	55,600	4,88,459	4,01,980	8,11,316
" Pacific "	3	2	15,000	9,000	..
Other Foreign Countries	2	2	4	2	1	4,615	6,397	6,114	8,106	3,978
TOTAL FOREIGN COUNTRIES	818	645	809	883	992	36,00,975	25,59,630	30,23,898	32,49,554	32,94,100
<i>Share of Bengal</i>	<i>71</i>	<i>107</i>	<i>142</i>	<i>132</i>	<i>74</i>	<i>7,14,324</i>	<i>10,30,268</i>	<i>12,06,639</i>	<i>6,14,530</i>	<i>2,63,435</i>
" Bombay	361	562	940	603	623	36,04,718	21,72,118	22,73,324	30,33,316	15,37,107
" Sind	91	57	114	130	70	4,39,136	1,99,416	2,78,568	2,37,745	1,37,537
" Madras	14,585	13,661	18,478	17,017	19,496	4,76,39,793	4,30,75,684	5,19,57,970	4,92,41,481	4,66,84,624
" Burma	206	144	43	44	36	2,56,532	1,55,139	40,550	37,007	29,430
TOTAL	15,794	14,521	19,723	17,616	20,304	5,26,34,516	4,66,83,222	5,04,56,751	5,22,14,129	5,20,17,233
Unwrought (III 1)—	Cwts.	Cwts.	Cwts.	Cwts.	Cwts.					
United Kingdom (including Channel Islands)	386	2,784	7,088	9,801	12,341	2,37,996	5,29,196	19,15,900	13,39,579	26,30,407
Cyprus	6	9	10	36	439	847	3,068	3,351	9,631	80,725
Ceylon (excluding Maldives)	79	107	90	167	167	21,452	19,362	16,815	26,598	23,918
Straits Settlements	27	41	44	123	153	4,638	3,466	8,489	27,246	32,755
Hongkong	112	178	..	6,000	256	..	2,950	..
Union of South Africa	4	18	20	60	243	1,310	4,145	4,805	18,954	73,240
Zanzibar and Pemba	27	33	17	12	10	4,098	5,016	2,937	1,790	250
Kenya Colony	64	113	154	353	456	8,411	13,534	25,690	42,313	49,137
New Zealand	..	6	2	15	6	..	13,080	900	7,015	3,800
Other British Possessions	32	90	43	97	77	7,690	10,345	5,152	11,497	9,470
TOTAL BRITISH EMPIRE	787	3,901	7,468	10,842	13,392	2,92,392	6,07,468	18,33,039	19,37,563	31,08,723
Germany	10	6	275	4	1	9,000	834	15,199	730	765
Syria	49	10	..	88	18	2,593	500	..	7,000	910
Iraq	1,666	1,608	1,179	1,623	3,657	2,04,558	1,59,617	1,28,967	1,84,041	3,88,982
Iran	47	252	20	..	2	9,094	23,702	2,475	..	200
Sumatra	7	42	742	5,318
Java	231	123	4	1	23	50,485	27,325	180	180	8,531
Celebes and other Islands	16	21	8,225	5,035
China (exclusive of Hong- kong and Macao)	2	..	23	600	..	5,200
Other Foreign Countries	88	36	45	47	76	4,869	9,280	3,877	10,449	13,046
TOTAL FOREIGN COUNTRIES	2,026	1,985	1,625	1,736	3,868	2,80,549	2,21,258	1,55,298	2,07,267	3,73,027

No. 11—continued

ARTICLES AND COUNTRIES OF FINAL DESTINATION; ALSO SHARE OF EACH PROVINCE	QUANTITY					VALUE				
	1981-82	1982-88	1988-84	1984-85	1985-86	1981-82	1982-88	1988-84	1984-85	1985-86
Leather—continued										
Unwrought (III. I)—continued	Cwts.	Cwts.	Cwts.	Cwts.	Cwts.	R	R	R	R	R
Share of Bengal	160	1,259	4,534	4,604	5,321	21,017	2,01,520	7,04,889	7,95,444	9,51,756
“ Bombay	1,825	3,169	1,949	2,129	4,505	2,25,483	3,99,020	2,54,455	2,43,385	4,28,319
“ Sind	83	226	337	22	5	7,931	17,552	19,621	2,200	650
“ Madras	610	482	2,173	5,195	8,017	3,16,970	2,10,639	5,00,372	11,45,880	21,00,415
“ Burma	95	178	2	1,140	2,950	600
TOTAL	2,768	5,136	8,093	12,128	17,760	5,78,541	8,28,721	15,89,837	21,04,830	34,81,750
Manufactures (excluding boots and shoes)—										
Bags, trunks and travelling requisites (III. I)—										
Adm and Dependencies	—	—	—	—	—	1,405	5,440	7,540	7,100	21,970
Ceylon (excluding Maldives).	—	—	—	—	—	12,701	7,400	7,120	22,240	77,510
Union of South Africa	—	—	—	—	—	538	..	2,744	1,855	1,00,583
Kenya Colony	—	—	—	—	—	15,790	17,595	25,270	24,525	34,525
Tanganyika Territory	—	—	—	—	—	1,600	1,625	3,050	3,850	10,250
Other British Possessions	—	—	—	—	—	4,730	8,712	5,075	7,273	10,485
TOTAL BRITISH EMPIRE.	—	—	—	—	—	35,764	40,772	50,799	66,343	8,15,308
Native States in Arabia other than Maskat Terri- tory and Trucial Oman	—	—	—	—	—	250	..	1,600	3,675	5,406
Iraq	—	—	—	—	—	5,469	5,140	7,495	6,240	15,420
Portuguese East Africa	—	—	—	—	—	18,535	13,947	18,705	18,570	69,271
Italian East Africa (Somal- land and Eritrea)	—	—	—	—	—	700	3,350	5,280
Other Foreign Countries	—	—	—	—	—	1,840	6,370	2,680	1,525	3,110
TOTAL FOREIGN COUNTRIES.	—	—	—	—	—	28,094	25,457	81,180	33,360	98,527
Share of Bengal	—	—	—	—	—	728	300	..	320	1,621
“ Bombay	—	—	—	—	—	61,988	65,695	31,794	99,343	4,12,205
“ Sind	—	—	—	—	—	185
“ Madras	—	—	—	—	—	22	234	..	140	..
“ Burma	—	—	—	—	—	50	4
TOTAL	—	—	—	—	—	62,858	66,229	81,979	99,708	4,18,830
Leather belting (III. I)—(a)	Cwts.									
TOTAL BRITISH EMPIRE.	8	—	—	—	—	1,092	3,625	475	855	6,995
TOTAL FOREIGN COUNTRIES.	—	—	—	—	..	3,038	175	..	1,296
Share of Bengal	—	—	—	—	..	1,423	475	..	2,995
“ Bombay	8	—	—	—	—	1,092	5,235	175	855	6,295
TOTAL	8	—	—	—	—	1,092	6,668	650	855	8,290
Saddlery and harness (III. I)—										
TOTAL BRITISH EMPIRE.	—	—	—	—	—	1,720	4,965	1,788	1,707	1,480
Iran	—	—	—	—	—	1,32,545	..	64,687	1,85,953	2,26,384
Other Foreign Countries	—	—	—	—	—	2,628	2,190	777	4,650	7,084
TOTAL FOREIGN COUNTRIES.	—	—	—	—	—	1,35,173	2,190	65,464	1,40,603	2,33,468
Share of Bengal	—	—	—	—	—	309	307	300	..	1,099
“ Bombay	—	—	—	—	—	1,36,443	6,598	66,320	1,41,728	2,33,704
“ Sind	—	—	—	—	—	10	300	25
“ Madras	—	—	—	—	—	..	250	..	125	..
“ Burma	—	—	—	—	—	305	367	..
TOTAL	—	—	—	—	—	1,36,958	7,155	67,280	1,42,310	2,34,898

(a) Quantity not recorded from 1982-88.

GENERAL EXPORTS

INDIAN MERCHANDISE

(590)

No. 11—continued

ARTICLES, AND COUNTRIES OF FINAL DESTINATION; ALSO SHARE OF EACH PROVINCE	QUANTITY					VALUE				
	1931-32	1932-33	1933-34	1934-35	1935-36	1931-32	1932-33	1933-34	1934-35	1935-36
						₹	₹	₹	₹	₹
Leather—continued										
<i>Manufactures (excluding boots and shoes)—continued</i>										
Other sorts (III. I)—										
United Kingdom (including Channel Islands)	—	—	—	—	—	2,460	2,512	2,074	9,792	35,227
Cyprus	—	—	—	—	—	3,777
Ceylon (excluding Maldives)	—	—	—	—	—	27,211	44,126	74,951	45,099	14,704
Hongkong	—	—	—	—	—	8,017	1,700	180	100	..
Union of South Africa	—	—	—	—	—	50	..	5,862	8,045	7,505
Kenya Colony	—	—	—	—	—	8,775	9,930	27,250	31,087	32,180
Other British Possessions	—	—	—	—	—	10,408	6,323	19,759	14,105	15,496
TOTAL BRITISH EMPIRE	—	—	—	—	—	66,921	64,602	1,24,026	1,08,228	1,14,976
Iraq	—	—	—	—	—	5,188	4,694	6,289	4,450	3,327
Siam	—	—	—	—	—	26,902	178
Portuguese East Africa	—	—	—	—	—	3,500	7,160	15,230	10,653	7,270
United States of America— Via Atlantic Coast	—	—	—	—	—	1,280	17,979
Other Foreign Countries	—	—	—	—	—	6,945	5,100	5,631	7,170	7,792
TOTAL FOREIGN COUNTRIES	—	—	—	—	—	43,815	35,109	28,350	26,273	18,286
Share of Bengal	—	—	—	—	—	33,325	5,472	6,325	2,647	3,290
Bombay	—	—	—	—	—	69,559	36,271	1,25,269	1,02,654	1,09,471
Sind	—	—	—	—	—	775	710	6
Madras	—	—	—	—	—	7,065	7,258	18,376	29,200	23,144
Burma	—	—	—	—	—	75	20
TOTAL	—	—	—	—	—	1,10,736	99,711	1,52,376	1,34,501	1,33,262
Total Value of Leather—										
United Kingdom (including Channel Islands)	—	—	—	—	—	4,67,46,721	4,41,61,855	5,49,29,784	5,04,24,955	5,12,00,473
Cyprus	—	—	—	—	—	847	3,063	2,851	9,931	91,132
Palestine	—	—	—	—	—	9,050	6,280	1,685	2,350	960
Aden and Dependencies	—	—	—	—	—	31,896	35,039	42,470	34,400	72,575
Ceylon (excluding Maldives)	—	—	—	—	—	93,971	91,700	1,29,527	1,28,034	1,50,033
Straits Settlements	—	—	—	—	—	3,10,859	3,02,281	2,78,052	2,67,434	1,69,223
Hongkong	—	—	—	—	—	1,01,267	45,076	6,330	15,350	3,930
Union of South Africa	—	—	—	—	—	2,453	5,905	14,041	36,026	2,42,529
Zanzibar and Pemba	—	—	—	—	—	16,845	15,923	14,473	12,695	5,462
Kenya Colony	—	—	—	—	—	77,803	85,637	1,25,479	1,44,038	1,72,036
Tanganyika Territory	—	—	—	—	—	18,625	14,350	15,490	21,893	31,295
Mauritius and Dependencies	—	—	—	—	—	4,423	6,139	2,647	4,300	3,413
Commonwealth of Australia	—	—	—	—	—	17,016	20,155	20,325	9,910	1,03,133
New Zealand	—	—	—	—	—	25	14,729	900	7,015	4,500
Other British Possessions	—	—	—	—	—	3,235	7,134	3,729	10,731	10,637
TOTAL BRITISH EMPIRE	—	—	—	—	—	4,94,83,090	4,48,15,016	5,49,92,933	5,11,29,271	5,22,70,510
Sweden	—	—	—	—	—	200	150	..	13,260	8,000
Germany	—	—	—	—	—	20,307	56,244	94,146	85,772	62,546
Netherlands	—	—	—	—	—	2,53,400	1,30,297	3,850	8,864	..
Belgium	—	—	—	—	—	20,604	7,886	4,745	400	299
France	—	—	—	—	—	1,46,752	63,724	2,06,187	1,04,946	2,35,042
Italy (including Trieste)	—	—	—	—	—	5,277	11,756	3,320	32,641	17,325
Syria	—	—	—	—	—	34,443	13,630	4,400	25,700	1,005
Native States in Arabia other than Maskat Territory and Trucial Oman	—	—	—	—	—	1,110	1,337	2,430	6,205	6,472
Iraq	—	—	—	—	—	2,44,076	1,94,109	1,09,315	2,23,531	4,10,250
Iran	—	—	—	—	—	1,45,439	28,915	67,367	1,35,953	2,26,033

No. 11—continued

ARTICLES, AND COUNTRIES OF FINAL DESTINATION; ALSO SHARE OF EACH PROVINCE	QUANTITY					VALUE				
	1981-82	1982-83	1983-84	1984-85	1985-86	1981-82	1982-83	1983-84	1984-85	1985-86
Leather—continued						R	R	R	R	R
<i>Total Value of Leather—continued</i>										
Sumatra	—	—	—	—	—	8,279	1,075	1,423	6,542	11,888
Java	—	—	—	—	—	50,935	23,175	180	3,211	3,551
Celebrated and other Islands	—	—	—	—	—	3,225	5,085
Slam	—	—	—	—	—	30,205	5,851	200	365	680
Japan	—	—	—	—	—	25,71,702	20,65,365	21,59,154	25,15,863	20,26,847
China (exclusive of Hongkong and Macao)	—	—	—	—	—	1,63,455	1,09,889	34,980	24,457	32,288
Portuguese East Africa Italian East Africa (Somal- land and Eritrea)	—	—	—	—	—	22,435	21,732	35,185	36,243	30,239
United States of America— Via Atlantic Coast	—	—	—	—	—	..	1,475	1,102	6,200	9,020
" Pacific "	—	—	—	—	—	3,64,146	74,679	4,33,932	4,02,760	3,11,937
Other Foreign Countries	—	—	—	—	—	15,000	9,000	..
TOTAL FOREIGN COUNTRIES	—	—	—	—	—	3,841	11,376	11,394	15,459	18,533
<i>Share of Bengal</i>	—	—	—	—	—	40,86,506	23,23,635	33,05,340	36,59,057	40,13,753
" Bombay	—	—	—	—	—	7,69,664	12,39,393	19,79,133	14,13,991	13,30,343
" Sind	—	—	—	—	—	41,00,333	27,34,937	35,03,637	26,27,133	30,67,101
" Madras	—	—	—	—	—	4,37,322	2,18,077	2,93,320	2,90,145	1,73,343
" Burma	—	—	—	—	—	4,79,53,355	4,33,04,355	3,34,76,313	5,04,16,799	5,17,33,333
TOTAL	—	—	—	—	—	2,33,092	1,55,139	40,550	40,374	30,094
TOTAL	—	—	—	—	—	5,35,19,696	4,76,41,701	5,32,98,323	5,47,33,323	5,62,30,266
Liquors—										
<i>Spirits (I. D.)—</i>										
Ceylon (excluding Maldives)	Gals.	Gals.	Gals.	Gals.	Gals.					
Other British Possessions	1,052	..	12,266	17,030	1,637	930	..	10,335	14,272	3,435
TOTAL BRITISH EMPIRE	368	135	550	429	300	954	350	1,174	697	749
TOTAL FOREIGN COUNTRIES	1,420	135	12,816	17,509	1,937	1,984	350	11,509	14,069	4,184
<i>Share of Bengal</i>	264	173	..	30	..	396	338	..	55	..
" Bombay	1,219	100	12,736	14,300	1,301	1,313	330	11,402	11,444	2,033
" Madras	264	313	..	44	133	396	433	..	335	2,121
" Burma	209	..	30	3,195	..	335	..	107	3,195	..
TOTAL	1,684	313	12,816	17,539	1,937	2,330	733	11,509	15,024	4,184
<i>Other sorts of Liquors (I. D.)—</i>										
Ceylon (excluding Maldives).	Gals.	Gals.	Gals.	Gals.	Gals.					
Other British Possessions	52,143	46,800
TOTAL BRITISH EMPIRE	..	670	1	..	4	..	715	5	..	30
TOTAL FOREIGN COUNTRIES	3	1	..	40	0	..
<i>Share of Bengal</i>	..	556	452
" Bombay	1
" Madras	3	52,143	40	46,800
" Burma	114	4	..	263	30
TOTAL	3	670	1	1	52,152	40	715	5	0	46,830
TOTAL LIQUORS	1,687	983	12,817	17,540	54,089	2,370	1,453	11,514	15,030	51,014
Machinery and MILL- work of all kinds (III. J)—										
United Kingdom (including Channel Islands)	—	—	—	—	—	16,195	33,359	1,364	3,933	10,266
Ceylon (excluding Maldives)	—	—	—	—	—	5,074	6,364	11,403	12,453	43,057
Straits Settlements	—	—	—	—	—	1,775	2,024	3,673	9,027	11,571
Union of South Africa	—	—	—	—	—	3,443	1,370	1,105
Kenya Colony	—	—	—	—	—	600	3,335	11,112	4,103	15,236
Other British Possessions	—	—	—	—	—	3,707	2,137	4,355	9,331	9,933
TOTAL BRITISH EMPIRE	—	—	—	—	—	27,351	43,263	40,767	40,312	93,263

GENERAL EXPORTS

(592)

INDIAN MERCHANDISE

No. 11—continued

ARTICLES, AND COUNTRIES OF FINAL DESTINATION; ALSO SHARE OF EACH PROVINCE	QUANTITY					VALUE				
	1931-32	1932-33	1933-34	1934-35	1935-36	1931-32	1932-33	1933-34	1934-35	1935-36
Machinery and Millwork of all kinds (III. J)—continued										
Iran	—	—	—	—	—	1,095	..	1,350	..	94
Java	—	—	—	—	—	1,900	2,985	81
Siam	—	—	—	—	—	71
United States of America—										
<i>Via Atlantic Coast</i>	—	—	—	—	—	..	18,155	..	152	..
<i>" Pacific "</i>	—	—	—	—	—	..	1,250
Other Foreign Countries	—	—	—	—	—	4,054	4,324	8,970	10,050	151
TOTAL FOREIGN COUNTRIES.	—	—	—	—	—	5,149	20,829	12,220	18,187	401
<i>Share of Bengal</i>	—	—	—	—	—	17,758	60,308	40,060	42,696	891
<i>" Bombay</i>	—	—	—	—	—	10,326	4,470	12,587	7,079	211
<i>" Madras</i>	—	—	—	—	—	4,416	4,119	390	2,888	201
<i>" Burma</i>	—	—	—	—	—	597	..
TOTAL	—	—	—	—	—	32,500	68,897	52,977	53,999	1,241
Manures—										
BONES—										
<i>Bones for manurel purposes (II. S)—</i>										
United Kingdom (including Channel Islands)	71	10	61	264	2,010	6,183	1,000	8,750	14,852	1,061
Ceylon (excluding Maldives)	842	1,727	1,302	1,512	2,235	64,871	1,45,362	1,04,260	1,16,514	1,701
Federated Malay States	70	81
Other British Possessions	22	35	8	9	1	2,745	3,571	557	268	..
TOTAL BRITISH EMPIRE.	935	1,772	1,371	1,785	4,316	73,799	1,49,933	1,13,567	1,31,634	2,071
Germany	280	20	400	1,113	577	26,549	2,800	26,291	92,890	451
Belgium	2,209	930	2,297	4,260	3,041	2,52,325	95,561	1,76,702	2,35,693	5,831
France	1,211	395	195	878	1,096	1,20,395	22,360	10,514	58,990	471
Italy (including Fiume)	307	234	22,150	151
Japan	50	154	2,550	101
Other Foreign Countries	25	1,600	..
TOTAL FOREIGN COUNTRIES.	3,750	1,345	2,892	6,588	10,102	4,20,829	1,31,221	2,22,507	4,80,823	7,071
<i>Share of Bengal</i>	260	..	2,371	14,905	..	1,201
<i>" Bombay</i>	1,763	78	977	2,739	4,303	1,34,070	7,395	64,488	2,02,520	3,071
<i>" Madras</i>	2,782	2,309	3,022	5,620	7,703	3,02,543	2,52,264	2,50,026	3,30,659	5,721
<i>" Burma</i>	140	230	8	9	49	3,078	14,476	557	308	81
TOTAL	4,685	3,117	4,263	8,368	14,418	4,94,823	2,81,164	2,26,074	5,92,467	10,061
Bonesmeal (II. S) —										
United Kingdom (including Channel Islands)	4,547	5,749	10,458	17,230	11,459	2,17,027	2,53,394	3,36,258	3,38,742	5,461
Ceylon (excluding Maldives)	10,051	7,925	7,191	3,737	9,619	5,23,681	4,13,306	3,63,546	4,43,042	4,671
Straits Settlements	134	13	25	9,526	836	111
Federated Malay States	10	70	145	650	4,200	181
Hongkong	64	45	..	2	130	2,135	2,200	..	132	91
New Zealand	160	9,600
Other British Possessions	6	25	246	111
TOTAL BRITISH EMPIRE.	14,956	13,719	17,656	26,088	21,403	7,67,029	7,79,399	9,50,734	13,22,198	10,401
Germany	603	40	253	..	164	62,763	5,900	15,920	..	101
Belgium	620	15	649	95	1,065	42,120	900	42,161	5,750	611
France	290	208	24,529	91
Philippines	250	17,500
Japan	3,088	3,924	28	778	1,279	4,42,366	2,22,339	1,770	24,934	641
United States of America—										
<i>Via Atlantic Coast</i>	7,681	248	1,000	745	2,364	4,20,608	14,565	60,000	37,227	1,311
<i>" Pacific "</i>	250	850	..	1,000	..	17,500	10,500	..	501
Hawaii	864	..	500	400	493	43,304	..	25,000	20,000	221
Other Foreign Countries	41	..	120	3,090	..	6,000
TOTAL FOREIGN COUNTRIES.	18,137	4,727	2,900	2,018	7,073	10,58,268	2,88,704	1,01,351	97,961	3,531

No. 11—continued

ARTICLES, AND COUNTRIES OF FINAL DESTINATION; ALSO SHARE OF EACH PROVINCE	QUANTITY					VALUE				
	1931-32	1932-33	1933-34	1934-35	1935-36	1931-32	1932-33	1933-34	1934-35	1935-36
	Tons	Tons	Tons	Tons	Tons	Rs	Rs	Rs	Rs	Rs
Manures—continued										
Bones—continued										
Bonemeal (L. S.)—continued										
Share of Bengal	18,432	8,700	12,709	18,948	16,318	10,63,221	6,26,966	6,54,311	9,33,450	7,89,642
“ Bombay	1,460	779	637	520	2,031	1,14,600	52,081	35,144	23,116	1,17,648
“ Sind	11,066	6,495	4,367	6,333	7,510	4,70,367	2,37,227	2,44,098	3,30,915	3,22,379
“ Madras	1,750	1,464	1,391	1,345	1,472	1,56,935	90,301	1,14,000	86,446	94,439
“ Burma	385	1,008	1,152	900	1,145	20,574	55,509	63,465	52,222	70,048
TOTAL	32,093	18,446	20,656	28,106	28,476	18,26,187	10,68,103	11,12,103	14,31,159	18,94,100
Total Bones—	Tons	Tons	Tons	Tons	Tons					
United Kingdom (including Channel Islands)	4,618	5,759	10,516	17,524	13,469	2,22,210	3,50,894	5,95,008	8,98,694	6,56,670
Ceylon (excluding Maldives)	10,898	9,652	8,493	10,249	11,854	5,98,502	5,63,667	4,68,108	5,60,456	6,46,931
Straits Settlements	134	13	..	18	25	9,536	734	..	836	1,305
Federated Malay States	10	70	215	650	4,200	22,150
Hongkong	86	67	..	11	131	5,820	4,987	..	400	9,112
New Zealand	160	9,600
Other British Possessions	8	6	25	557	346	1,250
TOTAL BRITISH EMPIRE	15,891	15,401	19,027	27,873	25,719	8,41,728	9,29,832	10,64,321	14,61,832	13,37,918
Germany	883	60	558	1,118	741	79,312	6,400	42,211	92,890	56,342
Belgium	2,820	945	2,046	4,355	9,106	2,94,455	98,461	2,18,363	2,01,448	6,58,659
France	1,501	895	193	878	1,304	1,73,924	32,269	10,514	58,990	57,186
Italy (including Fiume)	100	807	234	4,000	22,150	15,970
Philippines	250	17,500
Japan	8,068	3,924	23	778	1,438	4,44,006	2,32,359	1,770	84,984	74,594
United States of America—										
VIA Atlantic Coast	7,631	249	1,000	770	2,364	4,39,606	14,895	60,000	88,827	1,31,586
“ Pacific “	250	850	..	1,000	..	17,500	10,500	..	50,000
Hawaii	864	..	500	400	493	43,204	..	25,000	20,000	22,199
Other Foreign Countries	41	..	20	3,680	..	2,000
TOTAL FOREIGN COUNTRIES	21,837	6,072	5,702	8,601	17,176	14,70,087	4,19,925	3,33,866	5,58,784	10,61,626
Share of Bengal	18,432	8,700	12,959	18,948	18,689	10,63,221	6,26,966	6,69,806	9,33,450	9,10,323
“ Bombay	2,223	867	1,514	3,259	6,333	2,32,670	59,475	99,840	2,20,646	4,25,492
“ Sind	11,066	6,495	4,367	6,333	7,510	4,70,367	2,37,227	2,44,698	3,30,915	3,22,379
“ Madras	4,652	4,273	4,919	6,965	9,175	4,59,677	2,55,485	2,70,035	4,76,105	6,67,539
“ Burma	325	1,328	1,160	869	1,187	22,590	70,014	64,003	52,500	73,602
TOTAL	37,778	21,663	24,819	36,474	42,894	23,20,915	13,49,257	14,48,179	20,23,616	23,99,444
Fish manures (L. S.)—	Tons	Tons	Tons	Tons	Tons					
United Kingdom (including Channel Islands)	297	290	154	16,169	22,717	12,773
Ceylon (excluding Maldives)	2,590	1,103	2,747	2,865	3,898	2,57,955	1,11,080	1,37,388	2,41,922	2,79,407
Straits Settlements	1,721	1,167	1,118	1,385	1,237	1,14,401	58,765	54,025	56,526	49,096
Hongkong	69	27	..	116	182	5,294	2,155	..	8,075	12,696
Other British Possessions	2	234
TOTAL BRITISH EMPIRE	4,882	2,302	4,162	4,656	5,471	3,77,944	1,71,980	2,57,532	3,29,240	3,53,966
Germany	905	552	431	85	95	1,27,787	45,440	43,892	9,400	2,950
Netherlands	135	196	224	145	..	3,048	15,967	19,708	10,430	..
Belgium	202	133	54	146	546	32,930	12,420	4,460	16,484	57,674
Italy (including Fiume)	117	100	13,258	19,000
Other Foreign Countries	10	15	13	..	83	300	1,200	1,523
TOTAL FOREIGN COUNTRIES	1,242	886	719	508	694	1,68,815	74,900	68,355	50,822	81,147

GENERAL EXPORTS

INDIAN MERCHANDISE

(594)

No. 11—continued

ARTICLES, AND COUNTRIES OF FINAL DESTINATION; ALSO SHARE OF EACH PROVINCE	QUANTITY					VALUE			
	1931-32	1932-33	1933-34	1934-35	1935-36	1931-32	1932-33	1933-34	1934-35
	Tons	Tons	Tons	Tons	Tons	R	R	R	R
Manures—continued									
Fish manures (II. S)— continued									
Share of Bengal	89	..	241	156	..	7,100	..	6,641	4,650
.. Bombay	103	24	53	197	..	19,602	2,547	3,377	22,168
.. Sind	2,656	1,813	1,632	1,832	3,529	2,02,802	1,68,616	1,48,600	1,35,359
.. Madras	933	138	1,049	1,452	1,217	97,927	14,932	1,02,308	1,02,857
.. Burma	1,722	1,192	1,313	1,487	1,419	1,19,422	60,833	64,953	64,524
TOTAL	5,624	3,188	4,881	5,164	6,165	5,46,759	2,46,850	3,25,937	3,80,062
Guano (II. S)—									
Ceylon (excluding Maldives)	22	6	2,341	1,219	139	2,624	600	1,49,504	97,772
Other British Possessions	5	1,000	..
TOTAL BRITISH EMPIRE	22	6	2,346	1,219	139	2,624	600	1,50,504	97,772
Share of Madras	22	6	2,346	1,219	139	2,624	600	1,50,504	97,772
Total Fish manures, and guano (II. S)—									
United Kingdom (including Channel Islands)	297	290	154	16,169	22,717
Ceylon (excluding Maldives)	2,612	1,114	5,038	4,084	4,037	2,60,589	1,11,660	2,36,892	3,30,694
Straits Settlements	1,721	1,167	1,118	1,325	1,237	1,14,461	56,765	54,025	54,526
Hongkong	69	27	..	116	182	5,294	2,155	..	2,075
Other British Possessions	2	..	5	234	..	1,000	..
TOTAL BRITISH EMPIRE	4,404	2,306	6,508	5,875	5,610	3,80,578	1,72,520	4,08,086	4,27,013
Germany	906	532	431	85	35	1,27,787	50,640	48,892	9,400
Netherlands	135	121	224	145	..	8,048	8,237	19,703	10,480
Belgium	202	183	54	146	548	32,980	15,940	4,485	16,424
Italy (including Fiume)	117	100	12,268
Other Foreign Countries	10	15	13	..	82	300	1,200
TOTAL FOREIGN COUNTRIES	1,242	826	719	608	604	1,68,816	74,900	68,355	50,822
Share of Bengal									
.. Bombay	103	24	53	197	..	19,602	2,547	3,377	22,168
.. Sind	2,656	1,813	1,632	1,832	3,529	2,02,802	1,68,616	1,48,600	1,35,359
.. Madras	1,010	164	1,922	2,621	1,358	1,00,651	15,522	2,62,370	2,00,623
.. Burma	1,722	1,192	1,312	1,487	1,419	1,19,422	60,833	64,953	64,524
TOTAL	5,646	3,194	7,227	6,392	6,304	5,40,398	2,47,420	4,76,441	4,77,834
Hornmeal (II. S)—									
United Kingdom (including Channel Islands)	386	759	548	1,936	624	40,964	66,654	47,872	1,28,819
Other British Possessions	50	55	..	25	1	3,250	5,400	..	2,000
TOTAL BRITISH EMPIRE	436	814	548	1,961	625	44,214	71,054	47,872	1,30,819
France	100	10	12,000	800
Italy (including Fiume)	110	140	9,000	7,350	..
Japan	2,525	475	1,07,291	38,250
Other Foreign Countries	50	20	3,500
TOTAL FOREIGN COUNTRIES	2,625	595	110	50	20	3,00,291	48,050	7,350	3,500
Share of Bengal									
.. Bombay	81	114	101	248	42	8,000	12,720	7,926	10,520
.. Sind	460	695	362	45	210	54,200	56,300	24,375	4,500
.. Madras	33	100	4,600
.. Burma	25	1,250
TOTAL	3,071	1,409	658	2,011	645	2,53,505	1,10,104	51,722	1,84,319

No. 11—continued

ARTICLES, AND COUNTRIES OF FINAL DESTINATION; ALSO SHARE OF EACH PROVINCE	QUANTITY					VALUE				
	1931-32	1932-33	1933-34	1934-35	1935-36	1931-32	1932-33	1933-34	1934-35	1935-36
	Tons	Tons	Tons	Tons	Tons	R	R	R	R	R
<i>nitres—continued</i>										
Phosphate of Ammonia (II. S.)—										
Ceylon (excluding Maldives)	2,977	308	2,121	3,053	7,072	3,74,078	34,997	1,78,164	2,64,672	6,57,502
Other British Possessions	44
TOTAL BRITISH EMPIRE	2,977	308	2,121	3,053	7,072	3,74,078	34,997	1,78,208	2,64,672	6,57,502
Japan	74	5,960
Share of Bengal	3,051	308	2,121	3,053	7,072	3,80,038	34,997	1,78,208	2,64,672	6,57,502
<i>Other kinds (II. S.)—</i>										
United Kingdom (including Channel Islands)	1,507	3,306	3,930	1,640	2,716	80,223	1,56,023	1,67,922	75,879	1,14,740
Ceylon (excluding Maldives)	1,857	959	1,327	1,371	1,143	2,37,962	98,798	1,55,956	1,61,509	95,255
Straits Settlements	1	10	..	51	2	75	135	..	8,192	1,000
Federated Malay States	53	70	95	160	333	7,650	8,000	15,200	23,310	50,824
Other British Possessions	10	..	10	1	..	2,000	..	2,000	80	..
TOTAL BRITISH EMPIRE	3,440	4,345	5,272	3,223	4,194	3,37,925	2,62,859	3,41,078	2,68,970	2,61,819
Germany	..	16	153	5	665	8,273
Belgium	100	319	..	100	..	2,100	11,523	..	6,000	..
France	35	71	415	48	82	1,025	6,005	22,793	2,380	3,102
Java	45	..	8	5,610	..	1,060
United States of America—										
Via Atlantic Coast	54	..	109	75	180	3,705	..	5,652	3,000	4,672
" Pacific " "	1	..	10	..	12	187	..	672	..	750
Other Foreign Countries	..	80	82	83	1	..	6,954	4,340	3,953	200
TOTAL FOREIGN COUNTRIES	180	486	814	306	223	7,022	25,147	46,740	14,313	10,384
Share of Bengal	1,346	1,413	3,901	2,133	2,191	1,69,397	91,308	2,03,864	1,86,303	1,35,376
" Bombay	2,030	3,125	3,039	1,347	2,104	1,53,313	1,65,702	1,66,124	37,132	1,22,957
" Sind	..	43	75	2,300	6,000
" Madras	194	245	71	149	127	16,332	23,796	6,520	9,728	13,370
TOTAL	3,620	4,831	6,086	3,529	4,422	3,34,947	2,88,105	3,37,313	2,83,283	2,72,203
<i>Manufactures—</i>										
United Kingdom (including Channel Islands)	6,511	9,324	15,191	21,399	16,963	3,44,402	5,91,574	8,23,471	11,26,009	8,38,699
Ceylon (excluding Maldives)	19,399	12,053	17,020	13,782	24,107	14,69,376	3,11,122	11,33,118	13,28,331	16,37,369
Straits Settlements	1,653	1,160	1,113	1,449	1,264	1,24,072	39,634	54,025	66,554	51,901
Federated Malay States	55	70	105	230	543	7,660	8,000	15,650	27,510	72,974
Hongkong	155	94	8	127	313	11,174	7,142	557	8,475	21,802
New Zealand	160	9,600
Other British Possessions	12	30	15	7	25	2,234	3,400	3,044	426	1,250
TOTAL BRITISH EMPIRE	27,149	23,261	33,476	41,966	48,220	19,68,513	14,70,222	20,39,065	25,86,305	26,68,995

GENERAL EXPORTS

(596)

INDIAN MERCHANDISE

No. 11—continued

ARTICLES, AND COUNTRIES OF FINAL DESTINATION; ALSO SHARE OF EACH PROVINCE	QUANTITY					VALUE			
	1931-32	1932-33	1933-34	1934-35	1935-36	1931-32	1932-33	1933-34	1934-35
Manures—concluded						R	R	R	R
<i>Total Manures—continued</i>	Tons	Tons	Tons	Tons	Tons				
Germany	1,738	668	1,237	1,193	706	2,07,104	59,705	94,376	1,01,700
Netherlands	155	121	274	145	..	70,046	8,237	22,164	10,430
Belgium	3,131	1,447	3,000	4,601	9,052	3,20,535	1,23,924	2,23,323	3,12,927
France	1,626	476	620	941	1,391	1,36,949	39,665	42,907	62,559
Italy (including Fiume)	150	235	449	384	..	13,000	12,350	26,903
Java	65	..	2	7,010	..
Philippines	250	17,500
Japan	10,697	4,399	23	730	1,433	6,43,157	2,70,689	1,770	35,104
United States of America—									
<i>Via Atlantic Coast</i>	7,735	275	1,102	895	2,994	4,42,311	16,983	65,662	45,327
<i>" Pacific "</i>	201	360	..	1,012	..	12,270	11,172	..
Hawaii	864	..	500	400	493	43,304	..	25,000	20,000
Other Foreign Countries	22	2	7	56	9	1,867	149	379	2,333
TOTAL FOREIGN COUNTRIES	26,018	8,039	7,435	9,455	16,117	16,70,175	5,62,022	5,06,803	6,27,419
<i>Share of Bengal</i>	<i>25,423</i>	<i>11,121</i>	<i>18,417</i>	<i>26,018</i>	<i>23,345</i>	<i>17,99,706</i>	<i>7,03,294</i>	<i>10,75,940</i>	<i>14,94,774</i>
<i>" Bombay</i>	<i>5,437</i>	<i>4,120</i>	<i>4,707</i>	<i>4,951</i>	<i>3,479</i>	<i>4,34,990</i>	<i>2,40,605</i>	<i>2,77,967</i>	<i>3,59,516</i>
<i>" Sind</i>	<i>14,132</i>	<i>3,946</i>	<i>6,336</i>	<i>3,310</i>	<i>11,249</i>	<i>5,37,359</i>	<i>5,34,497</i>	<i>4,33,371</i>	<i>3,21,234</i>
<i>" Madras</i>	<i>6,728</i>	<i>4,622</i>	<i>3,978</i>	<i>9,312</i>	<i>10,753</i>	<i>6,76,379</i>	<i>3,92,319</i>	<i>6,29,735</i>	<i>6,91,126</i>
<i>" Burma</i>	<i>2,328</i>	<i>2,431</i>	<i>2,473</i>	<i>2,458</i>	<i>2,806</i>	<i>1,42,233</i>	<i>1,20,729</i>	<i>1,22,956</i>	<i>1,17,024</i>
TOTAL	58,166	31,300	40,911	51,450	61,337	33,38,693	20,38,944	25,45,368	31,53,724
Mats and Matting, except coir and rubber (III. U)—									
	Sq. yards	Sq. yards	Sq. yards	Sq. yards	Sq. yards				
United Kingdom (including Channel Islands)	63,948	15,638	1,255	69,364	151,768	11,365	5,523	423	17,742
Ceylon (excluding Maldives)	177,897	230,656	106,711	242,382	185,491	19,947	9,940	9,962	12,294
Canada— <i>Via Atlantic Coast</i>	10,302
Other British Possessions	32,173	38,753	35,098	40,462	78,662	7,073	7,000	4,715	6,232
TOTAL BRITISH EMPIRE	274,018	235,047	233,064	352,208	426,220	38,375	22,477	15,100	37,228
United States of America— <i>Via Atlantic Coast</i>	250	54,318	70
<i>" Pacific "</i>	50	24	..
Other Foreign Countries	208	200	500	1,512	2,946	110	115	160	369
TOTAL FOREIGN COUNTRIES	208	200	550	1,762	57,264	116	115	184	439
<i>Share of Bengal</i>	<i>66,116</i>	<i>20,221</i>	<i>23,133</i>	<i>93,713</i>	<i>63,336</i>	<i>19,617</i>	<i>3,423</i>	<i>6,699</i>	<i>11,441</i>
<i>" Bombay</i>	<i>..</i>	<i>530</i>	<i>2,109</i>	<i>..</i>	<i>999</i>	<i>..</i>	<i>125</i>	<i>630</i>	<i>..</i>
<i>" Sind</i>	<i>6,050</i>	<i>250</i>	<i>1,200</i>	<i>232</i>	<i>..</i>	<i>610</i>	<i>40</i>	<i>207</i>	<i>49</i>
<i>" Madras</i>	<i>202,060</i>	<i>258,966</i>	<i>202,121</i>	<i>260,050</i>	<i>413,953</i>	<i>18,364</i>	<i>13,230</i>	<i>7,555</i>	<i>26,177</i>
<i>" Burma</i>	<i>..</i>	<i>5,230</i>	<i>10</i>	<i>..</i>	<i>190</i>	<i>..</i>	<i>75</i>	<i>10</i>	<i>..</i>
TOTAL	274,226	235,247	233,614	354,000	483,484	38,991	22,592	15,284	37,667
Metals and Ores—									
Brass, Bronze and similar alloys and manufactures thereof—									
<i>Uncoursed (III. L)—</i>	Cwts.	Cwts.	Cwts.	Cwts.	Cwts.				
TOTAL BRITISH EMPIRE	120	5,112
<i>Share of Madras</i>	120	5,112

No. 11—continued

ARTICLES, AND COUNTRIES OF FINAL DESTINATION; ALSO SHARE OF EACH PROVINCE	QUANTITY					VALUE				
	1931-32	1932-33	1933-34	1934-35	1935-36	1931-32	1932-33	1933-34	1934-35	1935-36
Metals and Ores—continued										
Brass, Bronze, and similar alloys, etc.—continued	Owts.	Owts.	Owts.	Owts.	Owts.	R	R	R	R	R
Wrought (III. L)—										
United Kingdom (including Channel Islands)	215	121	222	278	1,030	51,384	30,808	32,184	39,216	48,955
Gibraltar	103	71	48	28	2	13,350	11,150	7,885	3,611	200
Ceylon (excluding Maldives)	3,415	3,540	4,148	7,017	5,006	2,03,683	2,01,494	1,94,366	3,25,371	2,13,512
Straits Settlements	127	87	168	423	393	12,680	7,553	11,042	26,494	20,153
Federated Malay States	174	175	203	567	614	13,640	14,206	16,227	23,068	32,136
Gold Coast (including British Mandated Territory of Togoland)	1	2	16	31	37	251	425	2,750	4,533	5,055
Union of South Africa	123	30	80	124	157	11,266	2,955	6,290	11,731	15,271
Zanzibar and Pemba	50	40	37	49	63	5,773	5,050	4,495	4,765	6,325
Kenya Colony	109	94	80	85	253	10,349	7,106	3,555	3,930	17,593
Tanganyika Territory	59	16	26	33	46	7,220	2,050	2,908	4,090	4,133
Mauritius and Dependencies	46	37	171	213	34	5,730	5,565	11,245	13,491	2,455
Canada—										
Via Atlantic Coast	100	35	4	19	41	15,344	3,094	443	2,274	5,323
" Pacific "	76	7	9	10	11	12,597	1,130	1,333	1,457	1,011
British West India Islands (excluding Bahamas)	153	113	37	67	61	24,530	11,134	9,943	6,640	5,859
British Guiana	37	133	13	53	43	3,165	5,425	1,405	3,114	2,220
New Zealand	32	17	13	27	65	4,445	2,635	1,321	2,462	3,369
Fiji Islands	50	43	61	50	53	6,173	3,419	4,234	5,790	4,164
Other British Possessions	63	59	71	113	92	6,965	7,232	3,593	9,096	9,112
TOTAL BRITISH EMPIRE	4,942	4,603	5,460	9,193	3,004	4,10,033	3,22,429	3,36,379	5,00,233	4,02,406
Germany	9	4	3	96	342	1,300	1,300	2,500	4,331	10,069
Belgium	3	1	1,215	200	139	90	..	29,347
France	123	34	11	9	..	9,341	5,029	1,531	1,400	..
Italy (including Trieste)	16	73	15	29	6	2,642	6,034	2,600	3,033	736
Syria	23	59	30	27	35	3,990	3,330	9,595	4,250	3,703
Native States in Arabia other than Muscat Territory and Trucial Oman	123	337	30	34	175	19,230	56,210	4,920	4,053	20,954
Iraq	35	32	116	142	211	2,270	2,445	3,435	3,740	11,337
Egypt	14	32	23	25	25	1,760	5,511	2,313	3,165	2,533
Portuguese East Africa	103	36	100	124	69	13,621	10,433	12,262	13,237	9,537
United States of America—										
Via Atlantic Coast	39	70	93	61	73	16,635	13,193	19,501	7,764	9,957
" Pacific "	34	26	3	3	5	4,311	4,193	342	1,250	645
Panama (including Panama Canal Zone)	39	30	12	6	12	5,450	4,050	2,220	393	2,173
Dutch Guiana	6	36	14	60	23	660	3,169	1,340	5,233	1,340
Other Foreign Countries	145	134	127	153	117	20,371	19,132	14,247	22,242	15,396
TOTAL FOREIGN COUNTRIES	765	1,046	651	730	2,363	1,02,741	1,41,743	80,306	79,746	1,23,534
Share of Bengal	617	436	459	655	436	73,033	35,513	34,332	45,455	37,032
" Bombay	1,379	1,444	1,133	1,300	3,623	2,06,912	2,10,330	1,65,037	1,55,763	2,14,034
" Madras	3,704	3,743	4,424	7,397	6,346	3,23,617	2,17,473	2,14,336	3,74,524	2,71,567
" Burma	7	2	35	135	17	1,363	413	3,120	3,537	3,307
TOTAL	5,707	5,055	6,111	9,973	10,372	5,12,329	4,64,237	4,07,135	5,30,029	5,25,940
Chromite (Chrome Iron Ore) (II. F.)—	Tons	Tons	Tons	Tons	Tons					
United Kingdom (including Channel Islands)	3,799	3,336	7,300	9,900	750	1,23,472	2,13,905	2,35,000	3,15,500	23,500
Canada— Via Atlantic Coast	4,000	1,20,000
TOTAL BRITISH EMPIRE	3,799	3,336	7,300	9,900	4,750	1,23,472	2,13,905	2,35,000	3,15,500	1,43,500

GENERAL EXPORTS

INDIAN MERCHANDISE

(598)

No. 11—continued

ARTICLES, AND COUNTRIES OF FINAL DESTINATION; ALSO SHARE OF EACH PROVINCE	QUANTITY					VALUE			
	1931-32	1932-33	1933-34	1934-35	1935-36	1931-32	1932-33	1933-34	1934-35
Metals and Ores—continued									
Chromite (Chrome Iron Ore) (II. F)—continued	Tons	Tons	Tons	Tons	Tons	Rs	Rs	Rs	Rs
Norway	3,043	7,501	8,700	4,353	..	91,290	2,24,899	2,61,000
Sweden	5,100
Germany	3,300	3,103	1,243	910	3,445	1,16,000	1,02,204	88,865	27,583
Netherlands	150	1,006	450	370	100	6,000	61,770	13,978	9,635
Belgium	300	761	1,934	1,742	896	6,600	29,849	61,781	50,452
France	395	1,418	1,087	1,946	1,213	14,850	52,539	20,832	57,478
Italy (including Fiume)	100	480	380	305	883	3,000	18,400	10,850	9,167
Japan	551
United States of America— Via Atlantic Coast	1,133	500	..	4,800	..	88,400	16,000	..
" Pacific "	400	16,000
TOTAL FOREIGN COUNTRIES	4,445	11,544	13,095	14,373	21,341	1,46,350	3,94,452	3,97,203	4,81,309
Share of Bengal	1,389	5,219	6,034	4,954	4,049	63,970	2,00,392	1,54,604	1,43,133
" Sind	4,045	5,823	17,561	10,765	15,933	1,21,340	1,76,890	3,48,899	3,23,970
" Madras	2,500	6,338	5,700	3,554	5,109	37,803	2,38,375	1,38,000	2,90,816
TOTAL	8,244	17,680	20,396	24,273	36,091	2,72,322	6,13,357	6,22,308	7,46,309
Copper—									
Ore (II. F)—	Tons	Tons	Tons	Tons	Tons				
United Kingdom (including Channel Islands)	26	..
Share of Bombay	26	..
Wrought—									
Sheets and other manu- factures (III. L)—	Cwts.	Cwts.	Cwts.	Cwts.	Cwts.				
United Kingdom (including Channel Islands)	1	141	4	240	7,962	400	..
Ceylon (including Maldives)	485	555	549	657	730	83,247	87,744	84,116	28,446
Straits Settlements	218	178	355	678	373	17,120	12,233	17,795	22,141
Other British Possessions	168	129	94	151	200	14,617	8,744	6,521	10,805
TOTAL BRITISH EMPIRE	872	1,003	1,002	1,486	1,303	70,324	65,988	68,832	81,893
Belgium	6	488	180	..	36	..
Native States in Arabia other than Market Territory and Trucial Oman	34	65	118	80	105	2,655	4,368	3,337	6,125
Iraq	37	5	3	12,525	240	300	..
Other Foreign Countries	22	19	78	43	34	1,898	1,447	4,331	2,924
TOTAL FOREIGN COUNTRIES	140	89	199	123	627	17,206	6,075	18,004	9,049
Share of Bengal	393	564	395	1,158	923	44,353	33,907	46,336	59,337
" Bombay	380	466	343	497	927	39,343	30,343	23,073	29,377
" Madras	49	69	34	33	30	3,369	2,909	1,987	1,773
" Burma	1	50
TOTAL	1,021	1,092	1,202	1,619	1,930	87,530	72,063	71,836	90,442
Others (III. L)—									
United Kingdom (including Channel Islands)	6,855	4,025	121	42,565	26,708	4,054	..
Ceylon	38	..	11	104	..	2,497	..	727
Other British Possessions	8	38	..	30
TOTAL BRITISH EMPIRE	6,855	4,071	121	11	142	42,565	29,235	4,054	727
Germany	241,982	224,102	252,179	200,69 ⁸	171,291	26,78,898	24,75,833	27,32,095	19,68,800
Belgium	838	1,47 ⁹	1,841	5,508	17,331
Other Foreign Countries	2	40
TOTAL FOREIGN COUNTRIES	241,982	224,102	253,017	202,172	173,134	26,78,898	24,75,833	27,37,604	19,86,171
Share of Bengal	6,355	3,998	70	..	141	43,565	27,373	3,373	40
" Bombay	70	339	1,479	1,970	..	1,000	6,139	17,331
" Madras	5	..	11	312	..	727
" Burma	241,982	224,102	252,179	200,698	171,160	26,78,898	24,75,833	27,32,095	19,68,300
TOTAL	248,337	228,173	253,188	202,183	173,276	27,16,466	25,01,166	27,41,638	19,86,448
Total Copper (excluding Ore)	248,337	228,173	253,188	202,183	173,276	27,16,466	25,01,166	27,41,638	19,86,448

No. 11—continued

ARTICLES, AND COUNTRIES OF FINAL DESTINATION; ALSO SHARE OF EACH PROVINCE	QUANTITY					VALUE				
	1931-32	1932-33	1933-34	1934-35	1935-36	1931-32	1932-33	1933-34	1934-35	1935-36
Metals and Ores—continued	Tons	Tons	Tons	Tons	Tons	₹	₹	₹	₹	₹
Ferro Manganese (III. L)
Iron—	Tons	Tons	Tons	Tons	Tons					
Ore (II. F)—										
Japan	487	752	818	1,806	1,678	3,431	7,068	5,477	11,803	14,289
Belgium	2	39
TOTAL FOREIGN COUNTRIES	487	752	818	1,806	1,680	3,431	7,068	5,477	11,803	14,319
Share of Bengal	437	752	818	1,306	1,680	3,431	7,068	5,477	11,803	14,319
Pig (III. K)—	Tons	Tons	Tons	Tons	Tons					
United Kingdom (including Channel Islands)	69,088	75,802	93,123	98,481	86,763	24,10,609	26,05,599	21,55,373	21,88,226	15,02,644
Ceylon (excluding Maldives)	107	74	219	278	175	3,747	2,590	9,296	11,165	7,000
Strait Settlements	294	286	375	1,064	1,051	10,276	8,298	10,798	28,657	26,124
Federated Malay States	111	..	185	163	429	3,371	..	5,802	4,130	10,780
Hongkong	2,268	3,603	2,508	2,091	2,075	79,384	1,26,012	67,362	56,498	58,306
Union of South Africa	162	101	302	51	173	5,350	3,110	7,238	1,235	5,150
Canada— Via Pacific Coast	150	5,250
New Zealand	158	212	4,288	5,408
Other British Possessions	20	51	200	1,204	..
TOTAL BRITISH EMPIRE	72,170	79,816	96,782	102,337	89,378	25,18,487	27,45,609	22,56,059	22,39,438	16,10,362
Sweden	1,383	3,735	653	6,015	3,038	48,550	1,25,613	15,662	1,44,320	72,920
Norway	90	163	140	186	246	3,153	4,858	3,300	4,348	5,502
Germany	13,022	9,029	7,495	3,112	307	4,64,842	2,81,397	1,81,338	75,692	7,658
Netherlands	2,306	1,581	692	703	..	98,150	49,735	16,965	16,884	..
Belgium	3,302	1,786	477	1,963	1,468	1,15,535	57,513	11,480	47,084	36,068
Italy (including France)	3,019	864	1,057	5,353	1,967	1,04,518	30,237	25,417	1,27,997	53,477
Java	62	290	321	701	439	2,171	10,231	7,672	16,840	12,743
Sumatra	239	7,233
French Indo-China	1,010	35,340
Japan	183,106	71,371	183,332	246,552	397,034	65,75,921	24,21,364	40,26,190	54,20,321	91,94,342
China (exclusive of Hongkong and Macao)	12,742	13,499	19,258	17,068	8,675	4,51,245	4,59,089	4,37,348	3,77,825	2,01,908
Egypt	621	507	1,645	1,596	1,297	21,760	17,609	42,811	40,498	31,233
United States of America— Via Atlantic Coast	44,520	31,481	57,097	24,106	40,410	15,60,108	10,48,210	12,87,161	5,00,210	9,32,616
" Pacific "	6,450	1,076	4,177	6,025	11,419	2,25,627	37,675	96,097	1,38,573	2,62,466
Argentine Republic (including the Atlantic Coast of Patagonia)	910	3,658	2,670	1,564	..	31,874	1,22,364	64,227	37,545	..
Chile (including the Pacific Coast of Patagonia)	346	313	604	20	1,030	13,116	10,940	13,889	473	24,755
Hawaii	253	103	593	377	377	3,870	3,610	12,571	9,435	9,206
Other Foreign Countries	46	112	161	377	229	1,598	5,664	4,122	10,111	5,790
TOTAL FOREIGN COUNTRIES	278,688	188,568	280,782	314,722	468,275	97,51,887	46,86,165	62,46,460	70,28,106	1,08,27,957
Share of Bengal	350,358	313,374	377,511	417,046	538,044	1,29,59,374	74,30,374	35,03,308	92,66,424	1,24,31,112
" Bombay	10	3	13	10	..	1,500	219	1,110	1,481
" Madras	99	10	5,756
TOTAL	350,358	213,384	377,514	417,059	538,153	1,22,60,874	74,31,774	65,03,516	92,67,544	1,24,38,319
Manufactures—										
Angle, bolt and rod (III. K)—	Tons	Tons	Tons	Tons	Tons					
TOTAL BRITISH EMPIRE	..	1	..	3	4	352	664	..	1,666	1,069
TOTAL FOREIGN COUNTRIES	..	2	10	1	30	127	412	1,962	440	6,725
Share of Bengal	2	..	21	1,398	..
" Bombay	3	2	2	34	421	1,076	362	710	7,794
" Madras	3	1,000
" Burma	37
TOTAL	..	3	10	4	34	479	1,076	1,962	2,106	7,794

GENERAL EXPORTS

(600)

INDIAN MERCHANDISE

No. 11—continued

ARTICLES, AND COUNTRIES OF FINAL DESTINATION; ALSO SHARE OF EACH PROVINCE	QUANTITY					VALUE				
	1931-32	1932-33	1933-34	1934-35	1935-36	1931-32	1932-33	1933-34	1934-35	1935-36
Metals and Ores—continued										
Iron—continued										
Manufactures—continued.										
Bars and channel (III. K)—										
United Kingdom (including Channel Islands)	Tons	Tons	Tons	Tons	Tons	Rs	Rs	Rs	Rs	Rs
Other British Possessions	5	21	7	17	5	1,300	3,023	1,014	2,411	..
TOTAL BRITISH EMPIRE	9,323	16,358	12	17	5	4,92,042	9,52,429	2,579	2,411	..
Japan	98	6,746	1,700	3,52,333
Other Foreign Countries	4	17	23	6	8	1,347	3,723	4,390	2,515	..
TOTAL FOREIGN COUNTRIES	102	6,763	23	6	8	3,107	3,56,056	4,390	2,515	..
<i>Share of Bengal</i>	9,419	23,088	..	1	..	4,92,502	13,02,559	..	39	..
.. Bombay	9	36	36	22	13	2,647	6,475	6,969	4,544	..
.. Madras	396	..
TOTAL	9,419	23,121	36	23	13	4,95,149	13,09,034	6,969	4,926	..
Total Iron (excluding ore) (a)—			Tons	Tons	Tons					
United Kingdom (including Channel Islands)	—	—	98,128	98,481	65,763	—	—	21,56,037	21,83,220	15,02
Ceylon (excluding Maldives)	—	—	221	281	176	—	—	10,056	12,396	..
Straits Settlements	—	—	375	1,064	1,051	—	—	10,788	28,657	..
Federated Malay States	—	—	185	164	429	—	—	5,808	4,210	..
Hongkong	—	—	2,508	2,091	2,076	—	—	67,362	65,468	..
Union of South Africa	—	—	303	51	178	—	—	7,238	1,235	..
New Zealand	—	—	..	158	212	—	—	..	4,233	..
Other British Possessions	—	—	25	67	8	—	—	1,354	4,030	..
TOTAL BRITISH EMPIRE	—	—	99,744	102,857	69,887	—	—	22,53,637	22,43,515	15,12
Sweden	—	—	658	6,015	3,038	—	—	15,662	1,44,230	73
Norway	—	—	140	180	246	—	—	5,300	4,348	..
Germany	—	—	7,496	3,112	307	—	—	1,31,333	75,692	71
Netherlands	—	—	693	703	..	—	—	16,965	16,894	..
Belgium	—	—	477	1,363	1,468	—	—	11,430	47,034	..
Italy (including Trieste)	—	—	1,057	5,353	1,967	—	—	25,417	1,27,967	..
Iraq	—	—	22	19	31	—	—	5,410	2,310	..
Sumatra	—	—	289	—	—
Java	—	—	321	701	489	—	—	7,872	16,340	..
Japan	—	—	1,38,332	245,552	397,034	—	—	40,26,190	54,20,321	21,94
China (excluding of Hongkong and Macao)	—	—	19,258	17,068	8,676	—	—	4,37,348	3,78,125	2,01
Egypt	—	—	1,645	1,596	1,297	—	—	42,611	40,498	..
United States of America—										
Via Atlantic Coast	—	—	57,097	24,105	40,410	—	—	12,87,161	5,60,210	6,2
.. Pacific	—	—	4,177	6,025	11,419	—	—	96,097	1,38,573	2,31
Argentine Republic (including the Atlantic Coast of Patagonia)	—	—	2,670	1,564	..	—	—	64,227	37,545	..
Chile (including the Pacific Coast of Patagonia)	—	—	604	20	1,030	—	—	18,339	473	..
Hawaii	—	—	503	377	377	—	—	12,571	9,435	..
Other Foreign Countries	—	—	162	365	236	—	—	5,034	9,956	..
TOTAL FOREIGN COUNTRIES	—	—	2,80,315	314,729	463,313	—	—	62,52,812	70,31,061	1,03,3
<i>Share of Bengal</i>	—	—	377,511	417,049	533,044	—	—	33,02,303	32,37,900	1,34,2
.. Bombay	—	—	40	27	57	—	—	7,541	6,386	..
.. Madras	—	—	3	..	39	—	—	1,600	310	..
TOTAL	—	—	377,559	417,086	533,210	—	—	35,11,449	32,74,576	1,34,2

(a) Shown separately from 1933-34.

No. 11—continued

ARTICLES, AND COUNTRIES OF FINAL DESTINATION; ALSO SHARE OF EACH PROVINCE	QUANTITY					VALUE				
	1931-32	1932-33	1933-34	1934-35	1935-36	1931-32	1932-33	1933-34	1934-35	1935-36
Metals and Ores—continued						R	R	R	R	R
Steel (a)—										
Bars (III. K)—			Tons	Tons	Tons					
United Kingdom (including Channel Islands)	—	—	41,099	—	—	17,85,898
Other British Possessions	—	—	..	1	..	—	—	85	300	82
TOTAL BRITISH EMPIRE	—	—	41,099	1	..	—	—	17,85,878	300	82
Japan	—	—	5,261	..	559	—	—	8,00,819	..	22,894
Other Foreign Countries	—	—	5	2	..	—	—	1,500	490	..
TOTAL FOREIGN COUNTRIES	—	—	5,266	2	559	—	—	8,01,819	490	22,894
Share of Bengal	—	—	48,360	1	559	—	—	80,36,167	300	22,394
“ Bombay	—	—	5	2	..	—	—	1,535	490	82
TOTAL	—	—	48,365	3	559	—	—	20,87,692	790	22,426
Iron or Steel—										
Anchor and cables (III. K)—	Tons	Tons	Tons	Tons	Tons					
TOTAL BRITISH EMPIRE	16	12	5	11	33	5,565	4,065	2,420	3,448	7,020
Japan	98	444	3,920	11,422
Other Foreign Countries	10	12	9	8	7	3,164	3,543	2,342	2,274	2,826
TOTAL FOREIGN COUNTRIES	108	456	9	8	7	7,084	14,965	2,342	2,274	2,826
Share of Bengal	106	445	2	..	11	5,885	11,982	300	..	1,820
“ Bombay	19	23	7	28	28	6,487	6,768	4,114	5,433	7,230
“ Sind	5	1	1	277	200	828	284	296
TOTAL	124	468	14	19	40	12,649	19,030	4,702	5,717	9,346
Hoops and strips (III. K)—	Tons	Tons	Tons	Tons	Tons					
TOTAL BRITISH EMPIRE	26	1	..	1,680	..	20	260	..
TOTAL FOREIGN COUNTRIES	1	27	1	400	2,700	250	80	..
Share of Bengal	26	..	1	1,700	..	270
“ Bombay	..	27	..	1	..	240	2,700	..	340	..
“ Burma	1	140
TOTAL	27	27	1	1	..	2,080	2,700	270	340	..
Nails, screws, rivets, and washers (III. K)—	Tons	Tons	Tons	Tons	Tons					
Aden and Dependencies	4	14	18	15	49	1,780	6,698	9,188	7,950	14,160
Other British Possessions	25	22	12	29	42	7,876	8,398	3,567	7,802	11,424
TOTAL BRITISH EMPIRE	29	36	30	44	91	9,656	15,094	12,755	15,552	25,584

(a) Separately recorded from 1933-34.

GENERAL EXPORTS

(602)

INDIAN MERCHANDISE

No. 11—continued

ARTICLES, AND COUNTRIES OF FINAL DESTINATION; ALSO SHARE OF EACH PROVINCE	QUANTITY					VALUE				
	1931-32	1932-33	1933-34	1934-35	1935-36	1931-32	1932-33	1933-34	1934-35	1935-36
Metals and Ores—continued										
Iron or Steel—continued	Tons	Tons	Tons	Tons	Tons	R	R	R	R	R
Nails, screws, rivets and washers (III. K)—continued										
Maskat Territory and Trucial Oman	35	22	23	17	18	9,602	6,850	7,011	7,106	7,000
Other Foreign Countries	9	16	18	16	12	2,586	4,899	4,108	4,672	4,371
TOTAL FOREIGN COUNTRIES	44	38	36	33	30	12,188	11,749	11,119	11,778	11,371
Share of Bombay	70	73	66	77	78	30,333	35,521	33,632	37,137	36,561
" Sindh	3	2	1	325	752	129	52	301
" Madras	22
" Burma	26
TOTAL	73	74	66	77	121	21,734	23,343	23,810	27,229	26,961
Old, for re-manufacture (II. B)—	Tons	Tons	Tons	Tons	Tons					
United Kingdom (including Channel Islands)	466	6,980	..
Other British Possessions	..	92	2	1,130	60
TOTAL BRITISH EMPIRE	..	92	2	466	1,130	60	6,980	..
Italy (including Fiume)	1,689	798	354	3,398	979	40,018	19,253	1,770	75,815	26,263
Japan	85,616	88,020	91,152	53,281	56,655	17,97,045	20,44,427	22,61,719	13,66,008	13,18,053
Egypt	242	5,435	..
Other Foreign Countries	265	46	..	10	..	3,624	218	..	304	..
TOTAL FOREIGN COUNTRIES	87,570	88,864	91,506	57,326	57,634	18,30,687	20,63,898	22,68,489	14,47,582	13,44,321
Share of Bengal	85,784	81,873	63,332	46,805	44,331	12,12,083	10,37,333	17,59,710	12,09,133	9,91,598
" Bombay	161	776	1,053	4,080	15,463	26,332
" Madras	..	6,164	12,322	3,501	11,057	..	1,16,988	4,33,008	1,39,649	3,00,921
" Burma	1,786	919	4,126	1,811	1,168	16,602	11,077	76,763	40,276	27,189
TOTAL	87,570	88,864	91,506	57,326	57,634	18,30,687	20,63,898	22,68,489	14,47,582	13,44,321
Pipes and fittings, cast (III. K)—	Tons	Tons	Tons	Tons	Tons					
Straits Settlements	798	318	340	1,091	692	84,228	26,482	41,625	1,28,067	1,05,665
Other British Possessions	9	29	5	12	26	1,287	5,025	824	2,518	5,526
TOTAL BRITISH EMPIRE	807	347	345	1,103	718	85,515	31,507	42,449	1,30,585	1,11,191
TOTAL FOREIGN COUNTRIES	18	7	1	176	..	2,650	2,500	367
Share of Bengal	306	349	363	1,101	706	85,330	32,662	44,920	1,40,226	1,07,418
" Bombay	2	5	..	9	13	410	790	170	3,744	3,529
" Burma	55
TOTAL	807	347	363	1,110	719	85,600	32,607	45,090	1,44,010	1,11,047

No. 11—continued

ARTICLES, AND COUNTRIES OF FINAL DESTINATION; ALSO SHARE OF EACH PROVINCE.	QUANTITY					VALUE				
	1931-32	1932-33	1933-34	1934-35	1935-36	1931-32	1932-33	1933-34	1934-35	1935-36
Metals and Ores—contd.						R	R	R	R	R
Iron or Steel—continued	Tons	Tons	Tons	Tons	Tons					
Sheets and plates (including galvanized and tinned plates) (III. K)—										
TOTAL BRITISH EMPIRE	1	15	..	19	13	808	3,193	219	3,707	4,434
Iraq	34	5,000
Iran	14	2	58	2,185	348	16,000
Other Foreign Countries	..	10	2,000	..	70	..
TOTAL FOREIGN COUNTRIES	..	10	14	2	90	..	2,000	2,185	418	21,000
Share of Bengal	10	..	16	..	65	2,035	..	3,047	34
" Bombay	1	15	14	6	103	340	3,157	2,329	1,185	25,400
" Madras	75
TOTAL	1	25	14	21	103	305	5,193	2,404	4,183	25,434
Tubes, Pipes and Fittings, wrought (III. K)—	Tons	Tons	Tons	Tons	Tons					
Straits Settlements	187	47	17,608	7,188
Other British Possessions	34	2	33	5,050	417	75	400	1,047
TOTAL BRITISH EMPIRE	171	49	33	22,658	7,605	75	400	1,047
TOTAL FOREIGN COUNTRIES	10	300
Share of Bengal	171	49	31	22,658	7,605	..	180	1,207
" Bombay	2	75	340	1,700
" Madras	100
TOTAL	171	49	33	22,658	7,605	75	400	2,307
Other manufactures of Iron or Steel (III. K)—	Tons	Tons	Tons	Tons	Tons					
United Kingdom (including Channel Islands)	168	81	3	10	..	12,841	5,809	649	477	..
Other British Possessions	27	8	14	8	42	5,804	1,825	5,109	2,082	7,702
TOTAL BRITISH EMPIRE	185	89	16	18	42	18,705	7,184	5,749	2,559	7,702
Netherlands	60	22,000
Japan	3,751	5,516	331	..	188	1,61,477	2,71,799	17,672	..	4,891
Other Foreign Countries	201	7	3	2	22	4,821	1,782	782	900	6,412
TOTAL FOREIGN COUNTRIES	3,952	5,523	334	2	210	1,66,298	2,73,581	40,404	900	11,309
Share of Bengal	4,129	5,597	339	10	13	1,22,022	2,77,103	20,221	477	2,397
" Bombay	8	15	71	10	81	2,916	3,607	25,932	2,225	11,423
" Madras	138	4,931
" Burma	5	97	300
TOTAL	4,137	5,612	410	20	252	1,25,008	2,80,715	46,158	3,459	10,011
Total Iron or Steel (excluding ing ore)—	Tons	Tons	Tons	Tons	Tons					
United Kingdom (including Channel Islands)	78,539	92,220	2	480	19	20,15,852	35,59,004	660	8,832	484
Aden and Dependencies	20	50	27	22	78	5,560	13,305	12,362	10,509	19,427
Ceylon (including Maldives)	185	101	2	5	40	8,062	7,705	579	1,242	6,862
Straits Settlements	1,248	608	344	1,091	692	1,15,562	44,925	42,680	1,38,967	1,05,090
Federated Malay States	120	8	4	5	4	7,118	895	622	800	795
Hongkong	2,269	3,697	8	3	8	79,384	1,27,549	104	380	550

* Does not include figures of iron from 1933-34.

GENERAL EXPORTS

(604)

INDIAN MERCHANDISE

No. 11—continued

ARTICLES, AND COUNTRIES OF FINAL DESTINATION; ALSO SHARE OF EACH PROVINCE	QUANTITY					VALUE				
	1931-32	1932-33	1933-34	1934-35	1935-36	1931-32	1932-33	1933-34	1934-35	1935-36
Metals and Ores—continued						R	R	R	R	R
Iron or Steel—concluded										
Total Iron or Steel (excluding ore)*—contd.	Tons	Tons	Tons	Tons	Tons					
Union of South Africa	152	101	5,350	3,150
Zanzibar and Pemba	18	14	7	8	26	6,280	5,020	2,740	1,813	6,224
Kenya Colony	10	11	4	19	32	3,115	2,843	1,745	4,695	10,194
Canada— Via Pacific Coast	150	5,250
Other British Possessions]	8	15	6	29	35	2,782	4,729	2,195	7,163	7,641
TOTAL BRITISH EMPIRE	82,727	96,816	398	1,062	930	31,54,015	37,70,445	63,697	1,74,441	1,57,867
Sweden	1,988	3,735	48,550	1,25,613
Germany	13,022	8,029	4,54,842	2,81,397	12
Netherlands	2,306	1,581	60	93,150	40,735	22,000
Belgium	3,567	1,832	1,19,159	57,731
Italy (including Fiume)	4,903	1,688	354	3,693	979	1,48,536	52,025	1,770	75,815	26,263
Mascat Territory and Trucial Oman	43	32	29	19	26	12,771	9,652	2,431	7,844	9,399
Iraq	1	13	20	18	36	541	2,150	3,020	2,979	5,860
Iran	3	12	18	8	75	1,102	2,398	3,832	2,505	22,313
Java	62	300	2,171	12,231
French Indo-China	1,010	35,340
Japan	277,684	172,097	91,483	53,231	56,843	85,30,123	51,01,894	22,79,391	13,66,008	13,22,949
China (exclusive of Hongkong and Macao)	12,742	13,499	4,51,245	4,59,086	200
Egypt	621	507	..	242	..	21,779	17,600	..	5,455	..
United States of America— Via Atlantic Coast	44,520	31,481	15,60,149	10,48,210	6
" Pacific "	6,450	1,076	2,25,627	37,075
Argentine Republic (including the Atlantic Coast of Patagonia)	910	3,658	31,374	1,22,384
Chile (including the Pacific Coast of Patagonia)	346	313	12,116	10,946
Hawaii	253	103	3,370	3,610
Other Foreign Countries	149	295	14	17	13	3,518	17,211	3,040	4,823	4,561
TOTAL FOREIGN COUNTRIES	370,460	240,251	91,978	57,278	57,972	1,17,71,463	74,11,560	23,22,434	14,65,489	13,01,563
Share of Bengal	451,239	329,775	69,033	47,932	45,092	1,48,72,068	1,10,02,111	13,25,430	13,53,163	11,05,476
" Bombay	108	206	319	395	1,375	34,243	51,654	60,368	56,378	1,11,038
" Sind	8	2	5	1	2	1,162	1,042	477	376	593
" Madras	6,164	18,368	3,501	11,245	100	1,16,066	4,23,103	1,39,640	3,04,945
" Burma	1,737	919	4,126	1,611	1,188	13,305	11,132	76,753	40,373	27,369
TOTAL	458,137	337,066	92,376	58,940	58,902	1,49,26,378	1,11,82,005	23,86,131	16,39,030	15,49,430
Lead—										
Pig (III. I)—	Cwts.	Cwts.	Cwts.	Cwts.	Cwts.					
United Kingdom (including Channel Islands)	732,359	908,790	1,090,087	786,417	827,000	1,04,10,313	1,17,60,060	1,27,66,205	88,04,817	1,11,51,930
Ceylon (excluding Maldives)	43,996	33,431	31,490	29,349	25,027	5,37,949	3,98,452	3,57,850	3,21,625	3,34,431
Straits Settlements	2,920	2,800	900	2,980	3,320	38,029	33,712	10,134	31,355	53,116

* Does not include figures of Iron from 1933-34.

No. 11—continued

ARTICLES, AND COUNTRIES OF FINAL DESTINATION; ALSO SHARE OF EACH PROVINCE	QUANTITY					VALUE				
	1931-32	1932-33	1933-34	1934-35	1935-36	1931-32	1932-33	1933-34	1934-35	1935-36
						R	R	R	R	R
Metals and Ores—continued										
Lead—continued										
Pig (III. L)—continued										
Hongkong	22,793	18,198	12,997	2,000	..	2,08,880	2,28,587	1,43,316	21,024	..
Union of South Africa	13,498	14,500	1,44,047	1,08,424
Other British Possessions	80	..	60	243	320	1,064	..	672	2,649	4,352
TOTAL BRITISH EMPIRE	852,448	1,018,264	1,135,528	834,987	8,70,775	1,18,45,685	1,24,20,811	1,32,78,286	93,26,118	1,17,42,253
Germany	52,001	4,000	22,703	6,00,009	43,801	8,30,122
Belgium	32,003	15,089	4,55,037	2,06,787
Italy (including Fiume)	66,001	12,000	8,70,124	1,50,003
Java	193	280	917	1,072	1,680	2,589	3,974	10,200	11,662	25,599
Japan	235,850	179,478	150,587	375,086	392,503	38,69,366	20,91,411	17,09,063	40,59,222	54,10,522
China (exclusive of Hongkong and Macao)	6,000	7,400	8,098	4,302	..	83,989	92,454	95,548	50,306	..
Egypt	2,400	24,120	..
Portuguese East Africa	6,932	6,099	6,002	78,032	76,892	82,326
Other Foreign Countries	134	98	203	255	51	1,748	1,140	2,331	2,322	694
TOTAL FOREIGN COUNTRIES	442,182	199,236	166,737	394,211	438,008	59,82,762	23,38,082	18,96,124	42,68,015	60,05,550
Share of Bengal	27	517
„ Bombay	8	3	3	713	..	160	51	36	10,770
„ Burma	1,294,630	1,217,492	1,302,267	1,229,195	1,308,043	1,73,28,447	1,47,58,733	1,51,74,399	1,35,94,997	1,78,26,518
TOTAL	1,294,630	1,217,500	1,302,260	1,229,198	1,308,788	1,73,28,447	1,47,58,898	1,51,74,360	1,35,95,033	1,78,37,803
Other sorts (III. L)—										
United Kingdom (including Channel Islands)	Cwts. 8,161	Cwts. 15,102	Cwts. 22,186	Cwts. 7,338	Cwts. 24,651	00,053	1,39,074	2,12,008	04,001	3,46,217
Ceylon (excluding Maldives)	13,271	14,685	12,355	13,823	5,817	2,81,444	2,97,868	2,07,468	2,02,856	91,491
Straits Settlements	305	356	317	221	..	5,750	5,657	4,861	3,521
Union of South Africa	1,220	18,598
Other British Possessions	5	52	34	74	64	130	961	484	1,500	1,121
TOTAL BRITISH EMPIRE	21,437	30,144	36,151	21,602	30,753	3,81,527	4,43,656	4,39,207	3,03,318	4,42,950
Germany	1,000	..	16,990	5,000	..	45,599
Belgium	1,625	..	2,531	2,593	1,810	13,374	..	9,903	12,328	9,360
Italy (including Fiume)	2,500	10,000
Java	3,198	2,814	1,847	1,151	1,031	72,000	46,390	24,121	16,958	15,819
Japan	300	1,520	2,014	16,806	..
Other Foreign Countries	460	28	3	15	..	3,169	512	60	265	..
TOTAL FOREIGN COUNTRIES	5,283	2,342	5,181	5,189	22,340	89,443	46,902	41,998	46,747	81,273
Share of Bengal	17,619	17,356	14,492	12,462	9,597	3,61,185	3,50,967	2,28,935	1,94,568	1,05,360
„ Bombay	28	4	236	311	..	510	85	1,523	3,300
„ Madras	6	120	..
„ Burma	9,101	15,102	26,336	14,087	43,215	1,09,785	1,39,078	2,62,185	1,53,794	4,14,378
TOTAL	26,720	32,486	41,382	26,791	53,093	4,70,970	4,90,555	4,81,205	3,60,085	5,23,628
Total Lead	Cwts. 1,331,930	Cwts. 1,249,986	Cwts. 1,343,592	Cwts. 1,225,989	Cwts. 1,361,876	1,77,99,417	1,52,49,448	1,56,55,565	1,39,45,008	1,83,61,431
Manganese Ore (II. F)—										
United Kingdom (including Channel Islands)	Tons 53,843	Tons 55,377	Tons 116,902	Tons 158,923	Tons 107,083	16,06,032	14,16,345	25,39,754	32,81,906	38,64,467
Canada— Vld Pacific Coast	100	1,000	400	3,000	25,000	7,200
TOTAL BRITISH EMPIRE	53,943	56,377	117,302	158,923	107,083	16,09,032	14,41,345	25,46,954	32,81,906	38,64,467

GENERAL EXPORTS

(606)

INDIAN MERCHANDISE

No. 11—continued

ARTICLES, AND COUNTRIES OF FINAL DESTINATION; ALSO SHARE OF EACH PROVINCE	QUANTITY					VALUE				
	1931-32	1932-33	1933-34	1934-35	1935-36	1931-32	1932-33	1933-34	1934-35	1935-36
	Tons	Tons	Tons	Tons	Tons	Rs	Rs	Rs	Rs	Rs
Metals and Ores—continued										
Manganese Ore (II. F)—continued.										
Norway	3,800	..	1,000	2,500	5,100	98,000	..	22,408	30,000	1,00,000
Sweden	3,850	75,475	..
Germany	1,520	1,811	2,920	1,330	16,858	40,504	25,224	60,298	81,335	3,52,764
Netherlands	2,500	2,000	3,060	..	14,820	89,875	80,000	54,797	..	2,67,968
Belgium	25,400	22,452	18,354	37,488	72,219	10,65,100	9,48,648	2,12,006	6,50,480	12,65,481
France	80,325	74,591	60,954	112,919	118,787	17,87,140	10,82,488	10,60,261	17,75,671	20,68,923
Spain	1,100	11,487
Italy (including Finme)	400	..	42	15,775	..	9,750	..	1,470	2,84,250
Yugoslavia (Kingdom of the Serbs, Croats and Slovenes)	154	6,254
Japan	6,129	30,589	62,000	98,524	174,439	1,22,567	6,65,023	16,76,827	12,94,756	28,05,835
China (exclusive of Hong-kong and Macao)	5,400	91,300
Egypt	1,500	22,500
United States of America— Via Atlantic Coast	28,120	..	11	44,583	105,612	2,44,200	..	285	8,06,920	12,98,679
Other Foreign Countries	25
TOTAL FOREIGN COUNTRIES	157,794	141,259	148,799	301,036	531,964	40,42,911	23,22,120	24,05,963	47,60,088	92,76,084
Share of Bengal	169,343	137,224	128,743	293,493	227,799	42,32,365	27,22,752	24,79,702	26,82,476	41,27,416
" Bom bay	62,929	66,686	67,412	55,443	62,991	12,58,223	8,79,267	15,22,431	14,99,102	13,22,999
" Madras	300	16,459	19,340	196,918	422,258	2,100	2,17,480	19,86,779	29,29,415	77,24,997
TOTAL	211,737	197,730	206,101	459,959	729,047	66,51,943	48,24,475	51,23,904	90,47,994	1,32,40,511
Ferruginous Manganese Ore (II. F)—										
United Kingdom (including Channel Islands)	300
Belgium	1,200	2,000	..	7,200	80,000	..
France	2,000	16,000
TOTAL FOREIGN COUNTRIES	3,200	2,000	..	23,200	80,000	..
Share of Bombay	2,000	..	300	80,000	..
" Madras	3,200	22,900
TOTAL	3,200	2,000	..	23,200	80,000	..
Tin—										
Ore (II. F)—										
United Kingdom (including Channel Islands)	121	45	55	52	60	1,18,292	54,698	1,12,456	1,05,698	1,21,659
Ceylon (excluding Maldives)	150	1,78,249
Strait Settlements	2,241	2,433	3,001	3,581	4,125	22,14,168	28,02,701	55,27,440	69,73,519	80,11,611
TOTAL BRITISH EMPIRE	2,362	2,528	3,206	3,633	4,185	24,32,565	28,57,594	68,19,145	70,79,417	81,33,270
Germany	7	12,992
Share of Burma	2,362	2,528	3,213	3,583	4,186	24,32,565	28,57,594	68,22,137	70,79,417	81,33,270
Unwrought (blocks, ingots, bars, and slabs) (III. L)—										
United Kingdom (including Channel Islands)	48,594	89,554	1,533	2,833	2,215	1,34,002	2,78,143	42,407	1,27,488	1,00,765
Federated Malay States	693	90,700
Other British Possessions	1	2	145	70
TOTAL BRITISH EMPIRE	48,594	89,554	2,226	2,834	2,217	1,34,002	2,78,143	63,287	1,27,633	1,00,835
Belgium	8,353	5,460	12,248	6,820
Japan	16,352	26,410	72,930	13,100	82,379	1,10,161
Other Foreign Countries	5,682	1	..	2,845	72
TOTAL FOREIGN COUNTRIES	8,353	11,092	16,352	26,410	72,940	12,248	10,665	13,100	82,379	1,10,233

No. 11—continued

ARTICLES, AND COUNTRIES OF FINAL DESTINATION; ALSO SHARE OF EACH PROVINCE	QUANTITY					VALUE				
	1931-32	1932-33	1933-34	1934-35	1935-36	1931-32	1932-33	1933-34	1934-35	1935-36
Metals and Ores—continued										
Tin—continued										
<i>Unwrought (blocks, ingots, bars, and slabs) (III. L)— continued.</i>	Cwts.	Cwts.	Cwts.	Cwts.	Cwts.	R	R	R	R	R
Share of Bengal . . .	51,987	100,846	18,848	29,056	74,949	1,46,310	2,88,805	76,360	1,69,218	2,10,256
“ Bombay	3	142
“ Madras	205	670
“ Burma	30	188	37	794	..
TOTAL	51,987	100,846	18,878	29,244	75,157	1,46,310	2,88,805	76,387	1,60,012	2,11,068
<i>Wrought (including Plates, or sheets, not being tinned iron) (III. L)— continued.</i>	Cwts.	Cwts.	Cwts.	Cwts.	Cwts.					
TOTAL BRITISH EMPIRE	1	..	121	..	1	16	..	131	..	40
TOTAL FOREIGN COUNTRIES	2,486	2,480	1,194	120	..	2,412	1,271	2,889	180	..
Share of Bengal . . .	2,484	2,480	1,185	2,378	1,271	2,405
“ Bombay . . .	1	1	60	40
“ Madras	15
“ Burma	120	190	100	180	..
TOTAL	2,485	2,480	1,315	120	1	2,422	1,271	2,520	180	40
Total Tin (excluding Ore)	Cwts. 54,473	Cwts. 103,326	Cwts. 19,993	Cwts. 29,364	Cwts. 75,158	1,48,722	2,90,076	78,907	1,60,192	2,11,108
Wolfram Ore* (II. F)—	Tons	Tons	Tons	Tons	Tons					
United Kingdom (including Channel Islands) . . .	3,351	3,110	3,777	4,997	6,878	56,16,946	50,23,986	60,91,732	97,49,856	1,27,38,918
Straits Settlements	8	8,660
TOTAL BRITISH EMPIRE	3,351	3,110	3,777	4,997	6,886	56,16,946	50,23,986	60,91,732	97,49,856	1,27,47,578
Sweden	25	..	110	26,300	..	1,51,170
Germany . . .	656	151	238	261	186	3,76,638	69,828	1,70,944	4,04,015	2,53,650
Belgium . . .	352	25	202	286	542	2,24,578	11,385	1,52,053	4,26,530	7,65,140
France . . .	25	100	101	17,710	1,56,860	1,39,750
Italy (including Fiume)	80	38,428
TOTAL FOREIGN COUNTRIES	1,033	256	465	647	939	6,18,921	1,10,641	8,48,297	9,87,405	13,09,110
Share of Bombay	5	2,645	..
“ Burma . . .	4,384	3,366	4,242	5,639	7,825	62,34,867	51,43,627	64,40,029	1,07,34,616	1,40,56,688
TOTAL	4,384	3,366	4,242	5,644	7,825	62,34,867	51,43,627	64,40,029	1,07,37,261	1,40,56,688
Zinc or Spelter, all sorts (III. L)—	Cwts.	Cwts.	Cwts.	Cwts.	Cwts.					
United Kingdom (including Channel Islands)	4,000	110,000	10,000	2,75,000	..	12
Other British Possessions	36	6	425	190
TOTAL BRITISH EMPIRE	..	4,000	110,000	36	6	..	10,000	2,75,000	425	202
Germany . . .	50	25,000	33,000	99,000	66,000	1,000	62,500	66,000	1,53,450	1,55,100
Belgium . . .	1,126,300	985,000	1,229,000	1,378,000	1,398,000	28,15,250	23,37,500	29,68,750	24,21,400	28,28,924
Japan	34,194	33,200	239,224	75,778	50,495	5,55,450
TOTAL FOREIGN COUNTRIES	1,126,350	990,000	1,263,194	1,505,200	1,703,224	28,16,250	24,00,000	31,10,528	26,25,345	35,39,474
Share of Bengal	5,707	1,568	7,661	1,640
“ Bombay . . .	50	36	6	1,000	425	190
“ Burma . . .	1,126,300	984,000	1,406,194	1,499,493	1,701,656	28,15,250	24,10,000	33,85,523	26,17,664	35,37,546
TOTAL	1,126,350	994,000	1,406,194	1,505,236	1,703,280	28,16,250	24,10,000	33,85,523	26,25,770	35,39,676
Metals, unenumerated (III. L)—	Cwts.	Cwts.	Cwts.	Cwts.	Cwts.					
United Kingdom (including Channel Islands) . . .	105	1,408	4,816	8,093	2,266	57,942	95,620	1,80,976	1,05,435	81,412
Aden and Dependencies . . .	88	4	7	9	7	6,225	520	898	975	586
Ceylon (excluding Maldives) . . .	90	69	27	152	84	7,853	6,243	2,973	10,029	3,420
Straits Settlements . . .	46	87	47	11	30	4,275	3,179	5,738	842	6,130
Hongkong . . .	300	9	183	4	3	5,752	385	3,526	143	142
Union of South Africa . . .	60	12	12	84	10	11,900	2,200	1,840	4,070	1,430
Kenya Colony . . .	88	25	51	40	32	5,004	2,510	7,075	5,595	4,795

*Includes figures for mixed tin and wolfram concentrates.

GENERAL EXPORTS

(608)

INDIAN MERCHANDISE

No. 11—continued

ARTICLES, AND COUNTRIES OF FINAL DESTINATION; ALSO SHARE OF EACH PROVINCE	QUANTITY					VALUE				
	1931-32	1932-33	1933-34	1934-35	1935-36	1931-32	1932-33	1933-34	1934-35	1935-36
	Owts.	Owts.	Owts.	Owts.	Owts.	Rs.	Rs.	Rs.	Rs.	Rs.
Metals and Ores—continued										
Metals, unenumerated (III. L)—continued										
Fiji Islands	23	55	30	45	98	1,848	3,390	4,548	4,036	2,114
Other British Possessions	135	59	55	44	33	17,962	5,740	5,440	5,177	4,489
TOTAL BRITISH EMPIRE	158	114	85	89	131	19,810	9,130	9,988	9,213	6,603
Germany	64,222	60,120	60,122	66,702	95,433	7,72,477	5,14,422	9,02,380	12,90,517	13,42,517
Netherlands	320	600	14,760	7,050
Belgium	2,000	720	800	455	..	22,500	25,280	20,000	17,200
Italy (including Trieste)	400	1,250	24,000	68,200
Iraq	47	2	5	15	1	25,520	170	641	1,875	26
Japan	400	240	4,385	9,839	..	24,202	9,550	1,66,753	2,34,120
Other Foreign Countries	167	83	84	87	45	20,102	9,999	9,050	9,290	3,204
TOTAL FOREIGN COUNTRIES	65,317	72,610	71,481	91,600	105,826	8,42,889	9,14,108	10,11,171	14,66,545	16,13,571
Share of Bengal	2,229	2,122	4,624	4,627	6,552	66,214	1,21,271	1,24,527	1,26,207	2,44,222
" Bombay	621	164	3,212	2,229	264	22,221	12,622	1,21,222	1,25,122	41,271
" Madras	2,043	102	45	215	1,824	21,469	19,727	3,077	16,222	62,222
" Burma	69,222	72,004	62,622	22,222	22,222	7,222,222	2,62,222	9,22,122	12,22,222	12,22,222
TOTAL	66,208	74,422	75,715	96,772	108,422	9,61,660	10,25,908	12,23,980	16,04,527	17,22,222
Ores, unenumerated (II. F)—										
United Kingdom (including Channel Islands)	1,440	1,222	1,222	4,222	4,222	40,120	74,222	57,222	1,62,222	1,22,222
Commonwealth of Australia	222	222	222	222	..	6,222	1,222	2,222	12,222
TOTAL BRITISH EMPIRE	1,440	1,444	1,444	4,444	4,444	40,120	80,444	58,444	1,64,444	1,34,444
Germany	161	172	222	..	17	19,222	17,222	10,222	..
Netherlands	214	642	2,422	5,222	6,612	12,422	17,222	1,12,222	1,20,222	1,22,222
Belgium	507	60	1,022	1,222	1,722	12,222	2,122	66,222	27,222	42,222
France	200	217	122	222	1,022	12,222	12,422	5,222	12,222	62,222
Iran	1,000	12,222
Japan	222	222	1,022	2,422	4,422	12,122	15,222	16,222	20,222	62,222
United States of America—										
Via Atlantic Coast	724	622	222	2,222	4,222	21,722	12,122	20,222	25,222	1,02,222
" Pacific "	122	122	211	700	2,222	4,222
Other Foreign Countries	222	110	60	..	20	2,222	4,122	1,222
TOTAL FOREIGN COUNTRIES	2,668	2,516	2,222	12,222	12,422	21,571	21,222	2,67,222	2,44,222	4,22,222
Share of Bengal	2,222	2,722	2,222	12,222	22,222	1,12,222	20,222	2,22,222	4,00,222	5,22,222
" Bombay	211	222	722	1,222	1,222	6,222	42,722	22,222	22,222	22,222
" Sind	1
" Madras	122	122	222	222	..	27,222	1,100	27,222	22,222
" Burma	11	1,222
TOTAL	4,122	4,722	4,222	12,222	24,422	1,21,722	1,62,222	2,22,222	5,10,222	5,74,222
Total Metals—										
United Kingdom (including Channel Islands)	120,668	146,122	106,070	122,222	108,640	1,27,21,411	1,50,07,246	1,74,01,202	2,12,12,115	1,22,22,222
Gibraltar	5	4	2	1	..	12,222	11,122	7,222	2,222	222
Aden and Dependencies	27	22	22	42	21	17,222	12,222	12,222	21,222	22,222

No. 11—continued

ARTICLES, AND COUNTRIES OF FINAL DESTINATION; ALSO SHARE OF EACH PROVINCE	QUANTITY					VALUE				
	1931-32	1932-33	1933-34	1934-35	1935-36	1931-32	1932-33	1933-34	1934-35	1935-36
	Tons	Tons	Tons	Tons	Tons	₹	₹	₹	₹	₹
Metals and Ores—continued										
Total Metals—continued										
Ceylon (excluding Maldives)	3,195	2,719	2,653	2,365	2,060	11,27,748	9,52,068	8,08,342	9,14,548	6,98,493
Maldives	3	2	3	16	20	2,705	1,170	707	3,512	5,106
Straits Settlements	1,414	776	819	2,377	1,990	1,38,322	1,07,432	1,08,972	2,64,892	2,33,072
Federated Malay States	143	15	239	217	483	24,912	17,142	45,522	40,690	49,554
Hongkong	3,423	4,807	3,169	2,194	2,078	3,84,131	3,56,890	2,14,508	77,079	54,064
Gold Coast (including British Mandated Territory of Togoland)	1	2	2	251	425	2,750	4,533	5,055
Union of South Africa	162	104	268	787	913	29,356	8,880	29,268	1,62,751	2,21,507
Somaliland and Pamba	23	17	9	11	30	17,675	11,700	8,490	7,228	14,004
Kenya Colony	19	18	12	28	47	21,733	14,132	18,536	20,275	33,632
Tanganyika Territory	10	10	9	14	16	13,752	5,833	6,035	10,512	10,630
Vanuatu and Dependencies	4	3	30	11	3	10,612	6,885	13,765	14,326	4,115
Canada—										
Via Atlantic Coast	5	1	..	1	2	16,344	3,094	443	2,274	5,323
" Pacific "	154	..	1	1	1	17,847	1,130	1,333	1,457	1,011
British West India Islands (excluding Bahamas)	3	7	4	3	3	24,630	13,005	9,948	6,640	5,859
British Guiana	2	6	1	3	2	3,165	5,439	1,405	3,114	2,220
New Zealand	2	1	1	159	215	4,445	2,585	1,321	6,745	13,777
Fiji Islands	4	5	5	7	6	3,024	3,799	3,827	10,791	6,310
Other British Possessions	5	9	5	59	14	9,851	9,330	3,523	9,962	9,823
TOTAL BRITISH EMPIRE	129,379	154,468	203,034	147,738	116,608	1,56,57,943	1,74,62,595	1,67,16,702	1,28,99,537	1,46,33,049
Sweden	1,333	3,735	653	6,015	3,039	49,500	1,25,953	16,232	1,44,620	74,309
Norway	90	163	140	136	246	3,153	4,918	3,442	4,348	5,930
Germany	30,938	24,049	25,264	22,637	18,954	45,94,951	36,36,970	38,90,404	35,26,141	39,22,437
Netherlands	2,347	1,611	752	704	..	1,13,431	56,932	39,224	20,512	1,170
Belgium	62,106	48,955	62,131	70,337	72,406	34,17,760	24,25,590	30,21,067	25,18,498	31,74,639
France	6	1	3	9,841	5,029	4,731	1,400	..
Italy (including Fiume)	3,299	2,312	1,474	9,053	3,071	10,30,302	2,32,112	92,937	2,08,345	90,476
Syria	1	3	4	1	4	3,700	3,330	9,505	4,250	3,703
Muscat Territory and Trucial Oman	44	34	33	21	30	15,131	11,572	10,308	11,974	11,651
Other Native States in Arabia	14	40	15	15	23	27,791	69,717	17,733	15,412	32,375
Iraq	9	15	63	47	78	50,836	5,105	17,306	16,804	23,029
Iran	4	13	20	10	34	4,072	4,439	7,132	4,405	27,236
Sumatra	7	1	..	7	291	3,443	242	..	1,939	7,344
Java	233	429	435	313	625	33,910	62,730	42,914	46,492	55,073
Siam	3	2	2	11	1	5,633	1,995	2,327	1,759	1,416
French Indo-China	1,010	35,340
China (exclusive of Hongkong and Macao)	13,043	13,569	19,663	17,233	3,675	5,35,324	5,52,063	5,32,974	4,23,521	2,02,103
Japan	291,957	181,633	300,719	320,309	490,101	1,23,99,439	72,32,455	84,18,954	1,11,02,334	1,63,59,434
Egypt	643	599	1,646	1,959	1,233	25,915	24,453	45,724	73,233	34,036
Portuguese East Africa	11	30	409	542	599	19,020	16,013	14,057	97,204	93,325
Italian East Africa (Somaliland and Eritrea)	7	13	10	9	4	4,163	3,124	3,490	6,255	1,375
United States of America—										
Via Atlantic Coast	44,525	31,435	37,103	24,193	40,414	15,76,930	10,61,405	12,06,733	5,69,029	9,42,539
" Pacific "	6,451	1,077	4,177	6,035	11,419	2,29,933	41,863	96,439	1,39,323	2,63,111

GENERAL EXPORTS

INDIAN MERCHANDISE

(610)

No. 11—continued

ARTICLES, AND COUNTRIES OF FINAL DESTINATION; ALSO SHARE OF EACH PROVINCE	QUANTITY					VALUE				
	1931-32	1932-33	1933-34	1934-35	1935-36	1931-32	1932-33	1933-34	1934-35	1935-36
Metals and Ores—continued										
Total Metals—concluded	Tons	Tons	Tons	Tons	Tons					
Panama (including Panama Canal Zone)	2	..	1	..	1	5,450	..	2,220	898	2,140
Dutch Guiana	..	2	1	3	2	..	3,109	1,340	5,253	1,400
Argentine Republic (including the Atlantic Coast of Patagonia)	910	3,658	2,670	1,564	..	31,874	1,22,548	64,277	37,945	..
Chile (including the Pacific Coast of Patagonia)	340	313	604	20	1,030	12,116	10,946	13,880	473	2,400
Hawaii	253	103	503	377	378	10,070	4,260	13,171	9,985	10,000
Other Foreign Countries	51	41	115	183	24	12,968	17,213	14,154	13,285	1,000
TOTAL FOREIGN COUNTRIES	465,102	313,001	468,608	493,304	652,767	2,43,11,313	1,57,46,202	1,77,53,284	1,90,13,087	2,54,07,250
Share of Bengal	486,459	344,358	494,923	447,718	633,408	1,60,18,510	1,18,77,186	1,29,51,613	1,32,74,159	1,61,01,000
" Bombay	230	216	651	1,306	1,159	3,74,745	3,13,094	3,75,103	4,12,303	4,41,000
" Sind	3	2	5	1	2	1,162	1,042	477	370	..
" Madras	290	6,369	19,123	3,920	11,745	3,21,356	3,56,497	6,44,563	6,37,300	6,31,000
" Burma	138,299	77,354	156,941	183,098	167,380	2,36,36,223	2,06,61,130	2,24,27,325	1,95,27,398	2,31,31,000
TOTAL	604,381	468,360	671,642	631,042	769,375	3,90,09,256	3,32,04,887	3,64,04,501	3,10,13,274	4,05,33,250
Total Ores—										
United Kingdom (including Channel Islands)	Tons 62,554	Tons 66,754	Tons 130,208	Tons 175,259	Tons 209,365	75,07,312	67,88,978	90,37,000	1,36,16,337	1,64,00,000
Deiyon (excluding Maldives)	150	1,72,443
Straits Settlements	2,241	2,482	3,001	3,531	4,131	23,14,183	29,02,701	55,27,440	69,73,619	86,50,000
Canada—										
" Atlantic Coast	4,000	1,000
" Pacific "	100	1,000	400	3,000	25,000	7,200
Commonwealth of Australia	..	350	20	61	425	..	6,563	1,160	2,200	10,000
TOTAL BRITISH EMPIRE	64,895	70,587	133,777	181,851	217,924	93,24,495	96,23,236	1,47,61,148	2,08,92,276	2,40,00,000
Sweden	25	3,650	5,225	25,300	75,475	100,000
Norway	3,500	3,043	8,501	11,200	9,478	93,000	91,290	2,47,394	2,91,000	231,000
Germany	6,076	4,726	4,586	3,821	20,543	5,33,154	2,16,508	3,00,472	4,78,743	7,27,000
Netherlands	2,964	4,248	7,000	6,277	21,533	1,10,779	1,20,350	1,87,676	1,60,131	4,10,000
Belgium	37,659	33,298	22,665	42,845	75,303	13,16,549	9,94,009	5,92,080	12,44,483	30,07,000
France	82,945	76,326	62,231	115,297	121,130	18,48,782	17,49,667	10,90,817	20,03,348	22,00,000
Spain	1,100	11,000
Italy (including Fiume)	100	960	405	437	16,658	3,000	66,578	13,400	14,721	21,000
Yugo-Slavia (Kingdom of the Serbs, Croats and Slovenes)	164	6,000
Iran	1,000	10,000
China (exclusive of Hongkong and Macao)	6,400	31,000
Japan	7,810	32,154	63,843	103,310	181,078	1,45,181	6,87,130	10,95,812	14,56,972	20,00,000
Egypt	1,500	2,000
United States of America—										
" Atlantic Coast	28,844	1,666	1,464	46,893	114,954	8,66,954	51,552	56,200	8,82,401	22,00,000
" Pacific "	15	582	211	700	18,936	6,000
Other Foreign Countries	0	20	25	30	..	760	..
TOTAL FOREIGN COUNTRIES	160,007	156,420	170,725	338,282	575,386	49,16,983	39,86,204	30,14,911	66,11,236	1,17,75,000
Share of Bengal	165,411	146,036	143,147	233,802	306,390	44,76,366	40,26,688	29,09,526	41,33,763	47,16,000
" Bombay	62,300	47,051	62,469	67,514	64,486	13,63,030	9,34,016	16,43,631	19,48,476	24,00,000
" Sind	4,045	5,823	11,861	1	13,333	1,21,360	1,74,800	3,49,699	60	6,75,000
" Madras	6,000	21,303	74,770	304,594	434,470	1,12,802	4,82,895	11,94,370	33,37,170	79,61,000
" Burma	6,746	5,864	7,455	9,232	12,022	36,67,433	30,91,221	1,29,72,171	1,73,14,033	2,11,31,000
TOTAL	284,502	227,007	304,502	615,138	703,310	1,47,40,879	1,36,09,440	1,33,70,050	2,73,13,611	3,68,16,000

No. 11—continued

ARTICLES, AND COUNTRIES OF FINAL DESTINATION; ALSO SHARE OF EACH PROVINCE	QUANTITY					VALUE				
	1931-32	1932-33	1933-34	1934-35	1935-36	1931-32	1932-33	1933-34	1934-35	1935-36
Metals and Ores—continued										
Total Metals and Ores—										
United Kingdom (including Channel Islands)	Tons 183,222	Tons 212,886	Tons 225,376	Tons 317,351	Tons 318,005	Rs 2,12,28,728	Rs 2,26,96,319	Rs 2,64,38,995	Rs 2,49,29,672	Rs 3,01,12,612
Gibraltar	5	4	2	1	..	18,350	11,160	7,865	3,611	200
Aden and Dependencies	27	52	33	42	81	17,634	18,060	19,216	21,542	26,370
Ceylon (excluding Maldives)	3,198	2,719	2,803	2,365	2,000	11,27,743	9,52,063	9,86,591	9,14,548	6,93,488
Maldives	3	2	3	16	20	2,705	1,170	707	3,512	5,106
Straits Settlements	3,655	3,259	3,820	5,908	6,124	25,02,505	29,10,133	56,34,412	72,38,401	82,53,348
Federated Malay States	143	15	239	217	483	24,912	17,142	45,522	40,690	49,564
Hongkong	3,423	4,607	3,169	2,194	2,078	3,34,181	3,56,390	2,14,568	77,079	64,064
Gold coast (including Br. Mandated Territory of Togoland)	1	2	2	251	425	2,750	4,533	5,055
Union of South Africa	163	104	363	737	913	29,356	8,380	29,268	1,62,751	2,21,507
Zanzibar and Pemba	23	17	9	11	30	17,675	11,700	8,490	7,223	14,004
Kenya Colony	19	13	12	26	47	21,733	14,132	13,536	20,275	33,632
Tanganyika Territory	10	10	9	14	16	13,752	5,333	6,035	10,512	10,630
Mauritius and Dependencies	4	3	30	11	3	10,612	6,385	13,765	14,326	4,115
Canada—										
V'd Atlantic Coast	5	1	..	1	4,002	16,344	3,094	443	2,274	1,25,323
" Pacific "	254	1,000	401	1	1	20,847	26,130	9,038	1,457	1,011
British West India Islands (excluding Bahamas)	3	7	4	3	3	24,630	19,005	9,948	6,640	5,859
British Guiana	2	6	1	3	2	3,165	5,439	1,405	3,114	2,220
Commonwealth of Australia	..	351	20	62	426	1,253	9,346	2,546	4,400	18,497
New Zealand	3	1	1	159	215	4,445	2,535	1,321	6,745	13,777
Fiji Islands	4	5	5	7	8	3,024	3,799	3,327	10,791	6,310
Other British Possessions	5	3	5	53	13	3,593	6,596	7,142	7,782	7,703
TOTAL BRITISH EMPIRE	164,174	223,073	336,311	329,589	334,532	2,54,32,433	2,70,35,931	3,34,67,350	3,34,91,363	3,96,69,390
Sweden	1,333	3,735	673	9,635	3,264	49,500	1,25,953	41,532	2,20,095	3,70,543
Norway	3,590	3,206	8,641	11,336	9,734	96,153	96,208	2,50,336	2,95,343	2,37,135
Germany	37,014	23,775	29,350	25,453	39,497	51,23,105	33,53,568	41,90,376	39,99,364	46,51,952
Netherlands	5,311	5,859	7,752	6,931	21,533	2,24,210	1,86,432	2,26,900	1,30,643	4,17,395
Belgium	99,765	33,233	34,736	113,632	147,799	47,34,349	34,19,699	36,13,147	37,62,976	52,72,159
France	32,951	76,327	62,234	115,397	121,139	18,63,573	17,54,696	11,01,543	20,04,745	22,32,075
Spain	1,101	..	350	50	..	12,237
Italy (including Fiume)	3,309	3,272	1,379	9,400	19,729	10,33,302	2,93,690	1,06,337	2,20,366	4,02,351
Yugo Slavia (Kingdom of the Serbs, Croats and Slovenes)	154	6,234
Syria	1	3	4	1	4	3,700	3,330	9,505	4,250	3,703
Mesrat Territory and Trucial Oman	44	34	32	21	30	13,131	11,572	10,303	11,974	11,651
Other Native States in Asia	14	40	15	15	43	27,791	69,717	17,733	15,412	39,975
Iran	4	13	20	10	1,034	4,072	4,430	7,132	4,405	43,034
Iraq	9	15	63	47	73	50,336	5,105	17,306	16,304	23,020
Sumatra	7	1	..	7	291	3,443	242	..	1,939	7,344
Java	333	430	435	333	625	33,010	33,730	42,914	47,251	55,073
Siam	3	2	2	11	1	5,333	1,995	2,327	1,759	1,416
French Indo-China	1,010	35,365
China (excluding of Hong- kong and Macao)	13,042	13,569	19,603	17,233	14,075	5,35,324	5,52,063	5,32,974	4,23,521	2,93,903
Japan	299,476	213,342	354,662	424,179	671,239	1,25,44,640	70,19,533	95,17,766	1,26,59,346	1,93,42,213
Egypt	643	509	1,646	1,959	2,703	25,913	24,453	45,724	73,233	56,666
Portuguese East Africa	11	30	409	342	600	10,020	16,013	94,057	97,204	93,325
Italian East Africa (Somali- land and Kistrea)	7	13	10	9	4	4,133	3,144	3,490	6,255	1,375
United States of America— V'd Atlantic Coast	73,369	33,150	53,666	71,001	155,363	24,42,934	11,12,957	13,63,043	14,50,430	32,03,766
" Pacific "	6,451	1,077	4,193	6,557	11,630	2,39,933	41,363	97,139	1,53,733	2,67,376

GENERAL EXPORTS

INDIAN MERCHANDISE

(612)

No. 11—continued

ARTICLES, AND COUNTRIES OF FINAL DESTINATION; ALSO SHARE OF EACH PROVINCE	QUANTITY					VALUE				
	1931-32	1932-33	1933-34	1934-35	1935-36	1931-32	1932-33	1933-34	1934-35	1935-36
Metals and Ores—continued										
<i>Total Metals and Ores—continued</i>	Tons	Tons	Tons	Tons	Tons	Rs.	Rs.	Rs.	Rs.	Rs.
Panama (including Panama Canal Zone)	2	2	1	—	1	5,450	4,050	2,230	808	2,170
Dutch Guiana	..	2	1	2	2	650	2,160	1,240	2,252	1,900
Argentine Republic (including the Atlantic Coast of Patagonia)	910	2,658	2,670	1,864	..	21,874	1,22,542	64,227	27,045	..
Chile (including the Pacific Coast of Patagonia)	246	213	604	20	1,080	12,118	10,946	12,829	472	24,262
Hawaii	252	102	502	277	272	10,070	4,720	12,171	9,922	12,411
Other Foreign Countries	51	29	116	122	22	12,206	12,842	14,104	19,225	2,222
TOTAL FOREIGN COUNTRIES	624,700	470,221	620,222	212,262	1,222,122	2,92,27,000	1,97,22,400	2,14,02,100	2,54,24,022	2,72,25,222
<i>Share of Bengal</i>	<i>610,270</i>	<i>221,221</i>	<i>621,270</i>	<i>701,220</i>	<i>222,202</i>	<i>2,90,21,772</i>	<i>1,50,02,212</i>	<i>1,22,20,200</i>	<i>1,22,27,202</i>	<i>1,22,22,222</i>
" Bombay	62,220	27,227	62,120	62,210	62,222	17,27,772	12,27,110	20,12,222	22,21,272	12,22,222
" Sind	2,222	2,222	11,222	2	12,222	1,22,212	1,22,222	2,22,222	222	2,22,222
" Madras	2,220	27,222	21,222	212,212	222,222	2,22,222	2,22,222	22,22,222	20,22,222	22,22,222
" Burma	122,222	22,222	122,222	122,222	172,222	2,22,22,212	2,22,22,222	2,22,22,222	2,22,22,222	2,22,22,222
TOTAL	222,222	222,222	272,122	1,122,172	1,222,222	2,22,10,122	2,22,12,222	2,22,20,222	2,22,22,222	2,22,22,222
Mica (II. B)—in Blocks—	Cwts.	Cwts.	Cwts.	Cwts.	Cwts.					
United Kingdom (including Channel Islands)	2,120	2,220	2,221	11,222	11,222	2,22,122	2,22,222	12,22,270	22,22,270	22,22,270
Commonwealth of Australia	1	12	2	11	7	202	2,222	2,222	2,222	1,222
Other British Possessions	2	1	2	19	72	2,221	1,222	1,222	2,222	1,222
TOTAL BRITISH EMPIRE	2,120	2,220	2,222	11,222	11,222	2,22,702	2,22,222	12,22,270	22,22,270	22,22,270
Germany	21	220	212	2,222	1,222	20,222	22,122	1,22,211	2,22,222	2,12,222
Netherlands	..	1	2	222	222	..	222	270	22,222	22,222
Belgium	7	27	20	21	120	2,222	27,272	22,212	27,127	1,22,222
France	122	222	222	272	1,222	22,222	22,122	22,222	22,222	1,22,222
Italy (including Trieste)	221	222	270	1,270	220	22,122	22,272	21,212	1,22,122	1,22,222
Japan	222	222	272	1,221	2,220	1,22,222	2,22,222	1,22,222	1,22,222	1,22,222
United States of America— <i>Via Atlantic Coast</i>	1,111	1,222	2,222	2,221	2,222	1,22,212	2,22,222	2,22,212	2,22,222	2,22,222
" <i>Pacific Coast</i>	222
Other Foreign Countries	..	22	2	12	20	..	2,222	1,222	2,222	1,222
TOTAL FOREIGN COUNTRIES	2,220	2,722	7,212	11,222	12,121	2,22,222	2,22,222	2,22,222	2,22,222	2,22,222
<i>Share of Bengal</i>	<i>2,222</i>	<i>2,222</i>	<i>12,122</i>	<i>12,222</i>	<i>12,270</i>	<i>2,22,122</i>	<i>12,27,222</i>	<i>12,12,222</i>	<i>22,17,222</i>	<i>22,22,222</i>
" Bombay	12	12	177	1,222	2,112	2,222
" Madras	2,222	1,722	2,222	2,222	2,272	2,12,212	2,21,270	2,22,222	2,12,272	2,22,222
TOTAL	7,222	2,122	12,222	22,212	22,222	12,22,122	12,22,222	22,22,222	22,22,222	22,22,222
In splittings—	Cwts.	Cwts.	Cwts.	Cwts.	Cwts.					
United Kingdom (including Channel Islands)	12,272	12,222	12,222	12,222	22,222	12,22,222	2,22,112	2,22,222	2,22,112	12,22,222
Canada— <i>Via Atlantic Coast</i>	700	201	211	272	771	1,10,222	22,222	22,222	22,222	12,222
" <i>Pacific Coast</i>	222
Other British Possessions	222	222	19	12	220	1,100	2,221	1,270	700	222
TOTAL BRITISH EMPIRE	22,122	12,222	12,122	22,222	22,222	12,22,222	2,22,222	2,22,222	2,22,222	12,22,222
Sweden	20	..	22	22	122	1,122	..	2,222	2,222	11,222
Germany	2,222	2,212	2,221	2,122	12,272	1,22,222	1,22,222	2,22,222	2,22,222	2,22,222
Netherlands	221	221	227	222	21	12,222	12,272	7,222	12,222	1,22,222
Belgium	1,221	220	221	1,222	1,221	20,222	22,222	27,222	22,222	70,222
France	2,222	212	270	1,222	2,222	22,222	22,222	27,222	1,22,222	1,22,222
Italy (including Trieste)	2,222	222	1,222	2,222	2,212	2,22,222	22,271	22,222	2,22,222	2,22,222

No. 11—continued

ARTICLES, AND COUNTRIES OF FINAL DESTINATION; ALSO SHARE OF EACH PROVINCE	QUANTITY					VALUE				
	1931-32	1932-33	1933-34	1934-35	1935-36	1931-32	1932-33	1933-34	1934-35	1935-36
Mica (II. B)—continued						₹	₹	₹	₹	₹
In Splittings—continued	Cwts.	Cwts.	Cwts.	Cwts.	Cwts.					
Japan	3,158	3,272	3,280	5,296	7,376	67,089	84,067	1,15,987	1,94,738	1,89,394
United States of America— Via Atlantic Coast	12,001	6,258	21,368	41,094	31,401	6,29,374	2,39,037	5,07,766	8,74,291	16,92,975
" Pacific "	640	512
Other Foreign Countries	29	12	..	2,508	1,850
TOTAL FOREIGN COUNTRIES	25,463	17,612	33,009	61,194	112,086	12,42,048	6,36,265	10,36,606	18,12,972	28,01,583
Share of Bengal	40,660	27,887	43,574	75,461	131,738	23,38,562	12,45,730	16,48,412	24,89,555	36,21,834
" Bombay	3	504	159	620	24,528	47,485
" Madras	5,017	4,399	5,598	5,321	10,224	3,45,456	2,77,866	2,82,210	2,56,295	4,54,678
TOTAL	45,680	32,277	49,172	81,286	142,121	25,85,638	15,23,596	19,30,628	27,70,378	41,33,997
TOTAL MICA—	Cwts.	Cwts.	Cwts.	Cwts.	Cwts.					
United Kingdom (including Channel Islands)	24,282	18,429	24,454	31,628	39,397	21,55,196	18,07,054	24,37,794	35,02,488	38,46,303
Canada— Via Atlantic Coast	717	202	315	285	836	1,13,544	29,037	34,730	27,288	15,731
" Pacific "	852	724
Commonwealth of Australia	406	441	27	21	327	1,400	11,287	4,395	4,200	2,704
Other British Possessions	1	10	10	154	859	..	2,000	3,075
TOTAL BRITISH EMPIRE	25,806	19,072	24,796	31,944	41,422	22,70,294	18,48,237	24,77,428	35,35,976	38,08,537
Sweden	40	20	45	45	196	1,125	3,300	5,420	2,500	11,000
Germany	3,957	5,998	6,159	10,208	15,269	1,92,739	2,67,194	3,55,322	6,41,316	6,81,318
Netherlands	341	592	299	1,095	575	12,644	16,228	8,813	1,01,717	76,820
Belgium	1,038	537	831	1,614	1,921	82,496	50,608	62,762	81,712	85,309
France	2,647	1,018	1,071	2,228	4,341	72,979	97,317	96,590	1,97,389	3,67,578
Italy (including Trieste)	2,794	1,051	1,723	4,335	3,912	3,27,337	1,42,947	1,60,340	4,11,397	4,20,360
Japan	4,053	4,268	4,104	6,527	9,424	2,05,678	2,84,430	2,56,959	3,83,271	4,85,600
United States of America— Via Atlantic Coast	18,112	7,881	26,630	46,495	37,294	7,69,986	4,39,634	10,48,580	15,48,618	22,56,621
" Pacific Coast	1,223	83,372
Other Foreign Countries	29	5	13	72	..	2,508	1,506	2,683	12,032
TOTAL FOREIGN COUNTRIES	27,933	21,394	40,922	77,558	125,227	16,65,539	13,04,164	19,96,386	33,70,603	44,30,010
Share of Bengal	46,198	34,354	55,897	93,711	151,217	31,76,731	26,03,485	35,58,362	61,07,163	72,18,071
" Bombay	15	518	338	2,330	26,646	32,114
" Madras	7,245	6,112	10,031	10,275	15,996	7,56,373	5,48,336	9,14,355	7,73,770	10,48,363
TOTAL	53,368	40,466	65,718	104,502	166,649	39,35,823	31,52,401	44,73,714	69,06,579	83,48,547
Monsazite (II. B)—	Tons	Tons	Tons	Tons	Tons					
..
Oils—										
Animal (II. C)—	Gals.	Gals.	Gals.	Gals.	Gals.					
Maldives	384	110	5,960	2,640	12,475	880	150	3,175	1,721	7,415
Other British Possessions	128	24	32	223	16	390	75	71	147	77
TOTAL BRITISH EMPIRE	512	134	5,992	2,863	12,491	1,270	225	3,246	1,868	7,492
TOTAL FOREIGN COUNTRIES	24	..	12	38	..	21
Share of Bombay	48	..	32	15	24	20	..	71	30	71
" Sind	24	38
" Madras	484	134	5,960	2,648	12,475	1,180	225	3,170	1,338	7,415
" Burma	4	27
TOTAL	512	134	6,016	2,868	12,503	1,270	225	3,284	1,898	7,513

GENERAL EXPORTS

(614)

INDIAN MERCHANDISE

No. 11—continued

ARTICLES, AND COUNTRIES OF FINAL DESTINATION; ALSO SHARE OF EACH PROVINCE	QUANTITY					VALUE				
	1931-32	1932-33	1933-34	1934-35	1935-36	1931-32	1932-33	1933-34	1934-35	1935-36
	Qals.	Qals.	Qals.	Qals.	Qals.	R	R	R	R	R
Oils—continued										
Essential—										
LEMON GRASS OIL (II. G)—										
United Kingdom (including Channel Islands)	11,118	10,564	14,075	15,400	20,453	1,06,708	98,088	2,01,823	2,29,068	2,53,128
Ceylon (including Maldives)	1,117	2,301	748	1,121	2,743	11,968	22,939	7,344	10,236	21,273
Canada— Via Atlantic Coast	200	2,749	532	1,775	41,419	7,000
Other British Possessions	150	1,925
TOTAL BRITISH EMPIRE.	12,435	12,865	14,973	19,270	23,728	1,20,451	1,21,027	2,10,772	2,80,708	2,81,401
Germany	4,897	2,088	2,159	4,728	11,498	48,327	30,191	42,528	77,494	1,54,028
Netherlands	2,542	2,611	620	2,948	2,740	20,728	25,704	9,592	40,172	24,877
Belgium	26	560	62	222	2,229	200	5,500	612	2,914	22,246
France	10,097	2,772	5,290	10,570	15,239	1,00,215	29,998	65,824	1,63,154	2,44,212
Spain	..	196	..	522	426	..	1,200	..	10,373	6,271
Italy (including Fiume)	1,857	1,747	1,608	3,073	515	15,212	16,922	22,029	43,505	5,071
Japan	2,726	1,572	249	2,173	11,164	21,222	15,424	2,428	21,265	1,46,222
United States of America— Via Atlantic Coast	14,280	19,726	19,320	22,204	27,155	1,28,227	1,63,222	2,78,722	5,06,222	2,37,222
Other Foreign Countries	126	245	125	1,200	2,222	1,222
TOTAL FOREIGN COUNTRIES.	35,226	29,122	30,448	50,420	75,149	2,60,022	2,26,022	4,19,122	2,91,777	2,66,222
Share of Madras	60,279	43,022	45,416	77,729	22,877	4,29,575	4,17,749	6,29,219	11,77,422	17,29,222
SANDALWOOD OIL (II. G)—										
United Kingdom (including Channel Islands)	4,542	2,046	5,226	5,222	6,627	7,00,747	2,53,222	6,21,272	5,67,222	7,11,222
Straits Settlements	..	22	..	221	75	..	4,000	..	22,222	2,222
Hongkong	129	..	22	22	..	15,710	..	720	2,222	..
Anglo-Egyptian Sudan	192	212	224	206	221	20,470	21,222	22,270	22,222	22,222
Other British Possessions	25	167	41	25	46	2,722	1,200	2,222	2,222	2,222
TOTAL BRITISH EMPIRE.	4,890	2,557	5,514	5,106	7,279	7,48,720	2,58,422	6,55,061	6,60,222	7,29,222
Germany	500	..	20	4	..	20,222	..	2,222	200	..
Netherlands	77	7,222
France	2,622	22	44	4,01,222	6,222	4,222
Siam	224	12	5	14,000	1,222	222
China (exclusive of Hongkong and Macao)
Japan	4,225	2,609	2,224	2,644	2,542	2,66,222	2,64,222	2,42,222	2,77,222	2,07,222
Egypt	..	42	61	26	22	..	2,222	6,000	6,400	6,400
United States of America— Via Atlantic Coast	92	127	205	11,222	14,222	14,222
Other Foreign Countries	27	2	2,770	220
TOTAL FOREIGN COUNTRIES.	7,720	2,710	2,498	2,210	2,926	10,68,122	2,54,222	2,69,416	2,87,011	2,42,222
Share of Bengal	2	2	1,622	222
Share of Bombay	11,021	6,222	7,144	6,122	7,222	16,74,014	7,42,222	7,92,076	6,29,222	6,27,222
Share of Madras	1,579	22	1,042	2,122	2,272	1,29,122	4,060	1,28,402	2,29,222	2,22,222
TOTAL.	12,670	6,227	8,192	9,876	11,205	18,14,845	7,47,822	9,24,478	9,77,975	11,09,222
GINGER GRASS OIL (II. G)—										
United Kingdom (including Channel Islands)	220	72	25	..	125	10,500	2,000	2,400	..	1,222
Anglo-Egyptian Sudan	44	600
TOTAL BRITISH EMPIRE.	220	72	129	..	125	10,500	2,000	2,400	..	2,222
TOTAL FOREIGN COUNTRIES.	102	22	..	20	..	2,202	750	..	1,600	..

No. 11—continued

ARTICLES, AND COUNTRIES OF FINAL DESTINATION; ALSO SHARE OF EACH PROVINCE	QUANTITY					VALUE				
	1931-32	1932-33	1933-34	1934-35	1935-36	1931-32	1932-33	1933-34	1934-35	1935-36
Oils—continued										
Essential—continued	Gals.	Gals.	Gals.	Gals.	Gals.	Rs.	Rs.	Rs.	Rs.	Rs.
GINGER GRASS OIL (II. G)— continued.										
Share of Bombay	322	101	129	..	125	14,302	2,750	3,400	..	2,781
.. Madras	50	1,500	..
TOTAL	322	101	129	50	125	14,302	2,750	3,400	1,500	2,781
PALMA ROSA OIL (II. G)—										
United Kingdom (including Channel Islands)	Gals.	Gals.	Gals.	Gals.	Gals.					
Aden and Dependencies	331	917	657	745	493	37,781	42,550	28,400	24,525	17,020
Hongkong	348	33	..	9,500	900	..
Straits Settlements	88	107	333	300	5,000	6,000
Anglo-Egyptian Sudan	23	870
Anglo-Egyptian Sudan	2,263	4,428	4,677	5,725	7,095	1,06,030	1,27,550	1,13,636	1,42,836	1,79,900
TOTAL BRITISH EMPIRE	4,520	5,512	5,667	6,503	7,611	1,53,931	1,76,200	1,48,036	1,68,061	1,97,790
Germany	1,179	912	1,165	1,470	1,314	44,662	35,875	46,212	45,349	33,387
France	195	307	195	503	307	7,999	13,150	9,350	17,512	9,250
Japan	42	..	296	42	..	1,500	..	8,687	1,125
Egypt	102	65	239	155	88	3,250	2,280	5,811	3,650	1,550
United States of America— Via Atlantic Coast	532	392	746	876	919	24,500	15,300	23,200	25,125	25,125
Other Foreign Countries	56	143	322	243	161	2,000	6,000	11,339	7,249	5,475
TOTAL FOREIGN COUNTRIES.	2,064	1,861	2,667	3,542	3,826	82,411	74,105	1,00,912	1,07,572	81,912
Share of Bombay	6,584	7,373	8,334	10,045	10,437	2,26,342	2,50,305	2,65,548	2,75,533	2,79,702
THYMOL OIL (II. G)	Gals.	Gals.	Gals.	Gals.	Gals.					
..
GIFFONELLA OIL (II. G)—										
TOTAL BRITISH EMPIRE	50	562
Share of Burma	50	562
CINNAMON OIL (II. G)—										
TOTAL FOREIGN COUNTRIES.	2	..	80	56	..	1,400
Share of Bombay	80	1,400
.. Sind	2	56
TOTAL	2	..	80	56	..	1,400
OTHER SORTS (II. G)—										
United Kingdom (including Channel Islands)	2	13	84	532	..	50	200	2,250	10,830
Anglo-Egyptian Sudan	1,515	1,249	1,353	1,397	1,968	26,250	23,750	23,375	25,445	38,250
Other British Possessions	294	265	149	28	21	4,281	2,392	2,131	520	220
TOTAL BRITISH EMPIRE.	1,809	1,516	1,515	1,609	2,521	29,531	31,192	25,606	28,215	49,300

GENERAL EXPORTS

(616)

INDIAN MERCHANDISE

No. 1—continued

ARTICLES, AND COUNTRIES OF FINAL DESTINATION; ALSO SHARE OF EACH PROVINCE	QUANTITY					VALUE				
	1931-32	1932-33	1933-34	1934-35	1935-36	1931-32	1932-33	1933-34	1934-35	1935-36
						Rs.	Rs.	Rs.	Rs.	Rs.
Oils—continued										
<i>Essential—continued</i>										
Other sorts (II. G)—continued	Gals.	Gals.	Gals.	Gals.	Gals.					
Japan	11	..	56	700	..	4,125
Other Foreign Countries . .	55	153	252	136	260	1,030	3,690	5,515	3,500	4,304
TOTAL FOREIGN COUNTRIES	55	153	263	136	306	1,030	3,690	6,215	3,500	10,329
Share of Bengal	22	5	222	69	1,945	2,244
.. Bombay	1,797	1,656	1,774	1,623	2,217	22,265	22,699	21,259	21,715	42,244
.. Madras	22	26	472	212	167	21	..	2,228
.. Burma	27	221
TOTAL	1,864	1,699	1,778	1,659	2,977	30,561	24,992	21,871	21,715	50,746
<i>Total Essential Oils—</i>	Gals.	Gals.	Gals.	Gals.	Gals.					
United Kingdom (including Channel Islands)	16,711	14,652	20,066	21,841	26,464	8,65,229	4,97,466	6,54,796	6,22,033	9,74,269
Aden and Dependencies	343	..	22	23	..	9,900	..	900	900	..
Ceylon (excluding Maldives) . .	1,156	2,324	752	1,143	2,755	12,129	23,126	7,393	16,460	21,721
Straits Settlements	12	22	..	221	96	60	4,080	..	22,922	6,207
Hongkong	229	224	415	22	..	17,210	7,200	6,750	2,220	..
Anglo-Egyptian Sudan	4,971	6,939	6,403	7,627	9,564	1,57,770	1,69,929	1,63,221	2,08,619	2,61,266
Canada— Via Atlantic Coast	200	2,742	522	1,775	41,419	7,201
Other British Possessions	102	242	314	41	55	6,242	2,175	9,725	2,300	6,219
TOTAL BRITISH EMPIRE	22,265	24,573	27,978	22,522	39,425	10,61,472	7,24,226	16,42,945	11,22,945	12,64,964
Germany	6,590	4,000	6,274	6,257	12,415	1,71,252	66,066	94,721	1,22,448	2,01,129
Netherlands	3,556	2,067	676	2,005	2,929	40,222	29,204	12,262	42,422	67,264
Belgium	48	560	62	252	4,446	1,800	5,200	612	2,915	42,266
France	13,902	2,020	5,475	11,122	12,640	5,12,566	41,106	72,224	1,26,201	2,62,122
Spain	126	..	522	426	..	1,200	..	10,272	6,271
Italy (including Trieste)	1,712	1,829	1,720	2,297	216	17,212	20,202	22,122	22,202	22,202
Siam	224	12	5	14,000	1,220	22
China (exclusive of Hongkong and Macao)	20	56	22	226	17	11,270	6,222	12,502	22,220	1,27
Japan	6,921	4,224	2,641	5,112	14,204	4,02,102	2,61,217	2,50,112	2,12,022	4,60,021
Egypt	122	247	216	222	416	2,776	6,122	17,722	12,200	10,22
United States of America— Via Atlantic Coast	15,004	17,142	20,122	24,227	22,200	1,72,027	1,72,422	2,02,222	5,47,222	2,62,244
Other Foreign Countries	22	19	229	202	40	2,210	272	6,220	5,122	2,100
TOTAL FOREIGN COUNTRIES	42,222	22,222	22,222	22,222	22,222	12,12,202	7,12,222	7,97,000	12,41,200	12,22,222
Share of Bengal	27	2	122	1,740	1,222	2,244
.. Bombay	12,724	12,222	17,221	17,272	20,711	10,22,222	10,22,222	10,22,222	9,42,222	11,22,272
.. Madras	2	22
.. Burma	27	60	221	222
TOTAL	72,121	52,222	62,222	62,222	122,221	22,72,221	14,22,222	12,40,014	24,64,202	27,12,012
<i>Mineral—</i>										
Petroleum, dangerous, flashing below 72° F. including petrol, benzine and benzol (II. G)—	Gals.	Gals.	Gals.	Gals.	Gals.					
TOTAL BRITISH EMPIRE	256	42	26	74	12	229	27	29	102	4
TOTAL FOREIGN COUNTRIES	40	..	26	4	..	00	..	47	5	..

No. 11—continued

ARTICLES, AND COUNTRIES OF FINAL DESTINATION; ALSO SHARE OF EACH PROVINCE	QUANTITY					VALUE				
	1931-32	1932-33	1933-34	1934-35	1935-36	1931-32	1932-33	1933-34	1934-35	1935-36
Oils—continued										
Mineral—continued										
Petroleum, dangerous, flashing below 76° F (including petrol, benzine and benzol (H. G)— continued)										
Share of Bengal	38	50
.. Bombay	62	10	39	10
.. Sind	133	..	8	4	..	217	..	15	5	..
.. Burma	164	4	54	12	3	132	7	62	13	4
TOTAL	302	42	62	78	13	349	57	77	107	14
Kerosene (H. G)—	Gals.	Gals.	Gals.	Gals.	Gals.					
TOTAL BRITISH EMPIRE	280	170	292	64	132	222	126	235	47	89
TOTAL FOREIGN COUNTRIES	123	83	124	4	203	86	78	85	2	127
Share of Bengal	23	14
.. Bombay	38	68	..	16	..	78	44	..	3
.. Sind	16	..	4	4	..	9	..	2	3
.. Madras	216	..	266	8	..	167	..	209	8	..
.. Burma	192	154	92	56	292	31	117	67	39	131
TOTAL	408	25	416	68	340	248	204	320	49	216
Other kinds (H. G)—	Gals.	Gals.	Gals.	Gals.	Gals.					
United Kingdom (including Channel Islands)	1,471	1,123	4,704	1,696	1,984	4,312	2,790	9,224	2,690	1,164
Ceylon (excluding Maldives)	4	2,634	14,409	7,666	770	17	3,088	17,868	10,192	2,261
Straits Settlements	85,650	62,938	54,504	47,233	51,437	83,904	71,124	62,538	55,362	57,820
Federated Malay States	9,560	14,866	4,400	..	80	10,389	17,491	5,086	..	450
Other British Possessions	232	230	240	1,024	36	575	335	270	925	50
TOTAL BRITISH EMPIRE	96,917	81,841	78,267	57,660	54,357	99,197	94,878	95,031	69,170	61,745
Iran	5,242	94	6,906	70
Other Foreign Countries	1,701	1,008	293	627	901	1,358	2,740	3,320	339	563
TOTAL FOREIGN COUNTRIES	1,701	1,008	293	5,869	995	1,358	2,740	3,320	7,295	633
Share of Bengal	1,344	1,093	1,043	1,406	1,722	5,536	5,351	5,530	2,046	2,625
.. Bombay	48	6,301	414	42	7,604	402
.. Sind	8	359	519	..	3	10	136	1,733	..	10
.. Madras	6	184	2,256	123	66	27	340	5,332	333	53
.. Burma	96,763	81,213	73,533	66,205	53,147	84,332	91,341	85,664	66,427	59,233
TOTAL	98,618	82,844	78,550	63,533	55,252	1,00,555	97,618	98,351	76,465	62,378
Petrol shipped in aircrafts for consumption during the out- ward journey (a) —	Gals.	Gals.	Gals.	Gals.	Gals.					
Share of Sind	26,466	39,643	32,077
.. Madras	336
.. Burma	14,412	36,396	48,933
TOTAL	40,878	96,544	131,901
Oil, fuel shipped for the use of steamers, etc., engaged in the foreign trade (b) —	Gals.	Gals.	Gals.	Gals.	Gals.					
Share of Bombay	273,335
.. Burma	84
TOTAL	84	273,335
Vegetable, non-essential—										
Castor (H. G)—	Gals.	Gals.	Gals.	Gals.	Gals.					
United Kingdom (including Channel Islands)	685,376	766,076	752,376	612,331	957,656	10,98,859	12,17,492	10,17,328	9,38,027	14,96,531
Ceylon (excluding Maldives)	18,144	23,416	27,223	18,223	17,524	24,290	23,897	25,143	17,015	20,672
Straits Settlements	8,090	8,067	8,554	9,173	8,351	13,400	12,601	10,829	10,863	11,870
Union of South Africa	25,426	26,625	43,265	26,577	63,535	33,325	37,449	47,622	42,243	38,613
Mauritius and Dependencies	19,969	13,365	27,339	22,131	13,135	27,157	17,593	31,395	21,334	24,120
Canada— Via Atlantic Coast.	6,035	24,656	53,444	20,353	6,240	10,700	43,760	33,912	23,305	7,035

* Petrol shipped in aircrafts, is not exports in the ordinary acceptation of the term and the value thereof is, accordingly, not included in these accounts.

(a) Separately recorded from 1933-34.

(b) Oil, fuel, shipped for the use of steamers, etc., is not exports in the ordinary acceptation of the term and the value thereof is, accordingly, not included in these accounts.

GENERAL EXPORTS

(618)

INDIAN MERCHANDISE

No 11—continued

ARTICLES, AND COUNTRIES OF FINAL DESTINATION; ALSO SHARE OF EACH PROVINCE	QUANTITY					VALUE				
	1931-32	1932-33	1933-34	1934-35	1935-36	1931-32	1932-33	1933-34	1934-35	1935-36
Oils—continued										
<i>Vegetable, non-essential—continued</i>										
<i>Castor (II. G)—continued</i>										
Commonwealth of Australia	8,855	8,344	10,845	13,985	6,611	10,978	9,688	10,809	13,461	7,089
New Zealand	22,065	34,555	30,009	30,848	19,550	39,471	48,286	34,070	19,216	34,016
Other British Possessions	2,180	1,468	1,668	3,026	2,899	3,171	2,172	2,017	2,649	2,963
TOTAL BRITISH EMPIRE	796,190	907,372	956,513	765,702	1,100,551	12,66,851	14,17,948	12,62,930	11,03,288	16,84,340
Finland	8,400	1,300	12,040	1,750
Sweden	5,424	2,496	12,420	27,304	25,779	9,878	4,276	16,857	37,704	40,909
Norway	6,536	12,108	8,620	18,700
Denmark	12,220	21,856	16,691	21,376	19,103	17,299	20,625	17,230	24,129	24,240
Germany	131,189	168,620	240,452	260,864	152,935	1,77,532	2,22,547	2,00,455	4,00,176	2,26,220
Netherlands	1,680	6,000	32,849	51,040	27,054	2,490	9,300	76,592	67,587	40,471
Belgium	22,079	15,529	22,572	23,148	25,090	23,753	24,122	27,050	60,580	36,900
Italy (including France)	11,676	..	19,920	27,312	..	16,499	..	22,550	44,241	..
Austria	10,800	16,120
Hungary	4,800	6,400
Roumania	900	..	3,648	1,400	..	6,600	..
Syria	5,420	2,500
Sumatra	1,000	3,247
Egypt	12,468	19,264
United States of America— Via Atlantic Coast	6,732	8,600	..	3,000	..	11,300	5,950	..	5,000
Other Foreign Countries	537	4,642	9,256	2,209	5,639	834	7,413	13,027	2,240	5,485
TOTAL FOREIGN COUNTRIES	126,902	216,746	378,490	647,227	307,472	2,62,004	3,17,568	5,60,321	6,64,797	4,62,537
<i>Share of Bengal</i>	<i>149,202</i>	<i>166,975</i>	<i>164,293</i>	<i>122,424</i>	<i>122,199</i>	<i>1,62,244</i>	<i>2,17,256</i>	<i>1,69,467</i>	<i>1,40,315</i>	<i>1,79,229</i>
<i>Bombay</i>	<i>663,267</i>	<i>695,642</i>	<i>922,809</i>	<i>991,642</i>	<i>1,037,478</i>	<i>19,54,769</i>	<i>11,16,529</i>	<i>14,27,420</i>	<i>16,41,656</i>	<i>16,54,244</i>
<i>Sind</i>	<i>137</i>	<i>1,222</i>	<i>9</i>	<i>..</i>	<i>..</i>	<i>224</i>	<i>2,925</i>	<i>24</i>	<i>..</i>	<i>..</i>
<i>Madras</i>	<i>122,526</i>	<i>222,653</i>	<i>254,293</i>	<i>177,964</i>	<i>242,257</i>	<i>2,50,197</i>	<i>2,99,998</i>	<i>2,16,229</i>	<i>1,24,909</i>	<i>2,11,716</i>
<i>Burma</i>	<i>..</i>	<i>..</i>	<i>..</i>	<i>202</i>	<i>..</i>	<i>..</i>	<i>..</i>	<i>..</i>	<i>1,194</i>	<i>..</i>
TOTAL	962,092	1,124,618	1,334,773	1,312,929	1,408,023	15,09,855	17,35,506	18,23,251	17,68,085	21,47,297
Coconut (II. G)—										
United Kingdom (including Channel Islands)	11,467	12,049	12,476	18,091	14,167	13,212	17,297	17,190	14,086	17,209
Ceylon (excluding Maldives)	911	812	180	..	26	5,644	1,745	180	..	69
Other British Possessions	1,472	706	1,221	116	279	2,901	2,612	2,422	192	422
TOTAL BRITISH EMPIRE	13,850	13,068	13,977	15,907	14,482	26,463	21,750	19,892	14,278	17,700
Netherlands	12,414	2,660	2,644	2,276	7,200	20,222	4,775	4,145	1,680	12,470
Market Territory and Trucial Oman	1,422	4,015	2,572	4,219	2,758	2,868	7,191	2,664	5,204	4,165
Other Native States in Arabia	2,224	4,222	5,098	2,644	2,022	2,106	9,256	8,226	6,924	2,205
Iran	96	2,291	901	2,627	4,606	96	2,696	1,148	2,052	6,222
United States of America— Via Atlantic Coast	2,412	..	2,412	2,022	..	2,716
Other Foreign Countries	2,155	2,022	2,012	2,844	1,602	2,571	2,270	2,185	2,722	2,106
TOTAL FOREIGN COUNTRIES	22,224	16,210	17,624	22,220	16,200	30,959	22,768	22,564	25,692	24,233
<i>Share of Bengal</i>	<i>..</i>	<i>179</i>	<i>440</i>	<i>12</i>	<i>92</i>	<i>..</i>	<i>212</i>	<i>512</i>	<i>12</i>	<i>120</i>
<i>Bombay</i>	<i>3,240</i>	<i>5,202</i>	<i>4,992</i>	<i>5,258</i>	<i>5,412</i>	<i>10,705</i>	<i>14,727</i>	<i>2,921</i>	<i>2,106</i>	<i>2,244</i>
<i>Sind</i>	<i>7,504</i>	<i>3,264</i>	<i>2,522</i>	<i>4,442</i>	<i>2,756</i>	<i>2,222</i>	<i>6,102</i>	<i>4,222</i>	<i>2,664</i>	<i>2,927</i>
<i>Madras</i>	<i>30,230</i>	<i>19,772</i>	<i>22,491</i>	<i>29,402</i>	<i>24,491</i>	<i>52,212</i>	<i>27,206</i>	<i>29,222</i>	<i>25,222</i>	<i>29,227</i>
TOTAL	36,174	29,278	31,611	38,127	32,742	66,412	50,548	42,386	39,970	48,122

No. 11—continued

ARTICLES AND COUNTRIES OF FINAL DESTINATION; ALSO SHARE OF EACH PROVINCE	QUANTITY					VALUE				
	1931-32	1932-33	1933-34	1934-35	1935-36	1931-32	1932-33	1933-34	1934-35	1935-36
Oils—continued										
<i>Vegetable, non-essential—</i>										
continued										
Ootton seed (II. G)—										
United Kingdom (including Channel Islands) . . .	24,877	..	358,869	112,887	82,021	27,983	..	3,57,851	1,19,096	1,17,307
Union of South Africa	489	..	3,777	458	..	5,353
Other British Possessions	172	64	..	252	..	360	150	..	430
TOTAL BRITISH EMPIRE	24,877	172	359,422	112,887	86,050	27,983	360	3,58,459	1,19,096	1,23,090
Netherlands	11,200	11,978
Egypt	9,955	8,711	..
Other Foreign Countries	8,155	89	3,031	78	..
TOTAL FOREIGN COUNTRIES	14,355	10,045	14,999	8,789	..
<i>Share of Bengal</i>	30	40	79	100
“ <i>Bombay</i>	12	24	..	252	..	15	50	..	430
“ <i>Burma</i>	24,877	130	368,713	112,932	86,398	27,983	266	3,78,328	1,27,885	1,22,660
TOTAL	24,877	172	368,777	122,932	86,650	27,983	360	3,78,458	1,27,885	1,23,090
Groundnut (II. G)—										
United Kingdom (including Channel Islands) . . .	280,112	663,904	507,133	89,412	179,652	3,72,031	10,43,927	6,24,750	92,725	2,31,581
Aden and Dependencies . . .	7,660	3,713	7,342	10,732	12,120	22,510	10,365	14,710	22,340	21,315
Palestine	5,724	1,200	6,682	1,000	..
Ceylon (excluding Maldives) . .	10,129	4,786	16,531	13,695	14,237	9,656	4,321	10,437	11,551	10,433
Straits Settlements	11,967	2,029	43,114	5,952	3,444	22,027	2,578	58,154	7,503	4,432
Federated Malay States	32,454	13,520	7,244	38,843	15,270	7,030
Mauritius and Dependencies . .	42,400	53,154	33,714	73,219	37,037	33,059	91,031	62,993	1,02,366	54,939
Canada— Yld Atlantic Coast.	2,520	6,000
Fiji Islands	526	43	361	313	4,151	299	90	1,090	1,140	7,413
Other British Possessions . . .	1,806	809	1,013	1,223	1,763	4,239	1,047	1,192	1,426	1,936
TOTAL BRITISH EMPIRE	354,600	731,018	647,336	219,776	259,753	5,19,471	11,59,909	8,18,301	2,62,321	3,39,194
Germany	25,032	53,223	4,080	35,138	74,950	5,500
Netherlands	33,330	60,527	9,000	50,901	33,650	7,500
Belgium	13,816	24,122	24	25,650	51,300	20
Italy (including Fiume)	14,400	19,900	..
Syria	544	..	5,356	700	..	5,364	..
Mascat Territory and Trucial Oman	3,563	3,370	6,300	1,924	1,630	4,357	4,330	6,334	1,632	2,922
Other Native States in Arabia	7,050	2,544	4,566	1,930	4,366	22,435	6,770	9,770	3,070	7,544
Iraq	900	..	430	2,700	20,244	1,200	..	720	2,790	33,333
Siam	13,333	100	..	23,044	150
Egypt	9,316	36,943	20,592	1,300	..	12,500	39,013	23,339	1,936
French Somaliland	4,932	3,111	1,956	5,316	420	12,220	3,350	5,055	2,364	500
Other Foreign Countries	15	125	7,404	2,933	1,930	30	310	9,592	4,790	3,341
TOTAL FOREIGN COUNTRIES	100,093	136,270	63,203	55,106	31,050	1,52,431	2,72,404	33,104	70,029	54,931
<i>Share of Bengal</i>	1,210	43	2,133	6,035	3,032	2,999	30	2,365	3,330	12,956
“ <i>Bombay</i>	442,334	907,635	649,043	241,633	363,100	6,53,093	14,21,238	3,23,644	3,02,935	3,63,369
“ <i>Sind</i>	535	..	2,300	121	353	575	..	2,367	179	1,096
“ <i>Madras</i>	10,436	3,376	22,513	20,435	13,443	10,339	10,375	13,112	13,443	16,414
“ <i>Burma</i>	133	333	32,336	6,333	240	253	560	50,317	7,417	340
TOTAL	454,693	917,238	716,094	274,332	290,303	6,71,902	14,32,313	9,02,005	3,82,350	3,94,176
Linseed (II. G)—										
Ceylon (excluding Maldives) . .	2,453	1,930	5,564	10,243	15,353	4,706	3,273	9,012	16,529	24,273
Straits Settlements	12,323	17,921	19,449	23,405	35,323	22,775	31,707	31,463	44,932	56,437
Federated Malay States	973	1,772	2,971	2,274	2,677	1,305	3,936	5,066	3,932	4,791
Hongkong	552	..	9,317	3,342	35	1,156	..	13,907	12,423	125
Mauritius and Dependencies . .	1,050	500	2,016	4,902	..	2,047	362	2,769	7,363	..

GENERAL EXPORTS

(620)

INDIAN MERCHANDISE

No. 11—continued

ARTICLES, AND COUNTRIES OF FINAL DESTINATION, ALSO SHARE OF EACH PROVINCE	QUANTITY					VALUE				
	1931-32	1932-33	1933-34	1934-35	1935-36	1931-32	1932-33	1933-34	1934-35	1935-36
Oils—continued						R	₹	₹	₹	₹
<i>Vegetable, non-essential—continued</i>										
<i>Linseed (H. G)—continued</i>	Gals.	Gals.	Gals.	Gals.	Gals.					
New Zealand	1,025	5,610	..
Other British Possessions	572	664	393	535	432	1,300	1,057	710	1,115	877
TOTAL BRITISH EMPIRE	18,433	22,787	39,710	55,786	53,873	33,759	39,095	62,936	91,044	86,358
Foreign Countries										
Siam	2,118	3,721	2,892	4,188	6,049	2,687	5,375	4,461	6,600	10,415
Philippines	16,190	16,432	23,800	3,000	17,294	24,028	22,063	41,637	5,200	30,662
Other Foreign Countries	1,268	1,169	700	708	50	2,332	2,233	1,320	1,220	77
TOTAL FOREIGN COUNTRIES	19,576	21,322	27,392	7,896	23,093	29,047	30,570	47,438	12,620	40,544
Share of Bengal	37,339	42,997	64,912	60,958	76,496	61,126	67,948	1,01,921	93,664	1,21,623
Bombay	1,879	1,197	2,160	2,719	1,370	1,710	3,487	4,423	6,389	2,679
Sind	..	5	10
Madras	..	10	120
Burma	5	11	..
TOTAL	38,009	44,109	97,102	63,662	77,866	62,856	70,565	1,10,874	1,04,064	1,26,902
Mustard or rape (H. G)—	Gals.	Gals.	Gals.	Gals.	Gals.					
United Kingdom (including Channel Islands)	4,095	33,695	16,210	16,920	15,967	12,345	53,029	22,955	21,118	26,710
Straits Settlements	6,698	5,968	9,417	6,278	5,570	12,176	12,492	12,459	8,477	9,370
Union of South Africa	15,430	8,515	8,090	11,078	27,028	25,900	15,010	9,189	15,510	36,896
Mauritius and Dependencies	164,284	93,240	161,696	190,101	117,175	2,60,306	1,29,057	1,81,054	2,06,459	1,61,794
British West India Islands (excluding Bahamas)	5,324	3,884	6,075	1,171	7,268	9,973	5,845	7,737	1,635	10,890
British Guiana	4,863	5,113	4,090	6,749	3,702	8,368	8,464	5,284	8,582	4,710
Commonwealth of Australia	509	4,890	..	11,500	5,000	825	11,000	..	16,125	7,000
Fiji Islands	40,436	62,760	50,557	43,618	44,936	84,789	1,00,009	59,637	55,744	72,528
Other British Possessions	4,333	4,427	3,196	3,869	4,797	9,589	7,611	5,028	6,094	8,253
TOTAL BRITISH EMPIRE	247,021	222,512	259,321	291,279	238,343	4,24,375	3,42,517	3,03,334	3,39,739	3,38,151
Foreign Countries	3,070	3,675	3,612	3,780	3,456	6,797	6,705	5,908	5,604	6,382
Share of Bengal	247,163	193,323	246,894	278,049	220,032	4,25,468	2,98,734	2,86,077	3,33,638	3,20,031
Bombay	1,270	3,513	1,325	1,270	2,016	3,243	5,609	2,314	2,275	3,091
Sind	624	29,346	14,814	15,740	14,751	1,089	44,379	20,345	19,483	31,460
Burma	1,034	682
TOTAL	250,091	226,187	262,933	293,059	236,799	4,31,172	3,40,222	3,06,676	3,45,343	3,44,633
Sesamum (oil or jinji) (H. G)	Gals.	Gals.	Gals.	Gals.	Gals.					
United Kingdom (including Channel Islands)	43	18	..	8,680	71	81	60	..	9,234	124
Aden and Dependencies	25,742	9,858	22,861	45,656	41,230	90,487	27,785	40,167	74,460	78,164
Ceylon (excluding Maldives)	5,011	3,080	10,005	5,227	4,449	9,731	6,505	8,982	8,761	8,808
Kenya Colony	410	7,148	441	906	22,596	1,315	12,261	1,174	1,472	32,701
Mauritius and Dependencies	14,960	5,002	12,828	17,311	17,064	35,105	8,395	21,405	28,972	28,468
Other British Possessions	2,841	2,625	2,090	4,824	5,114	5,990	5,569	8,723	7,983	7,277
TOTAL BRITISH EMPIRE	49,007	27,231	48,215	82,504	90,624	1,42,759	60,585	81,451	1,30,772	1,56,892

No. 11—continued

ARTICLES, AND COUNTRIES OF FINAL DESTINATION; ALSO SHARE OF EACH PROVINCE	QUANTITY					VALUE				
	1931-32	1932-33	1933-34	1934-35	1935-36	1931-32	1932-33	1933-34	1934-35	1935-36
Oils—continued						R	R	R	R	R
<i>Vegetable, non-essential— continued</i>										
Sesamum (til or linill) (H. G.) —continued	Gals.	Gals.	Gals.	Gals.	Gals.					
Market Territory and Trucial Oman	20,854	33,973	44,716	29,906	35,474	34,759	53,941	65,465	39,760	49,301
Other Native States (incl. Arabia)	24,627	11,034	7,947	9,979	17,486	50,610	21,929	13,801	15,408	30,541
Other Foreign Countries	1,254	2,817	3,223	3,931	6,541	2,197	5,094	5,869	6,039	10,217
TOTAL FOREIGN COUNTRIES	46,685	47,824	55,886	43,816	59,501	87,563	80,964	85,135	61,207	90,059
Share of Bengal	478	309	181	171	88	627	720	226	296	180
“ Bombay	60,786	55,947	66,561	93,328	116,325	1,60,334	1,10,031	1,19,361	1,43,635	186,010
“ Sind	29,347	15,361	26,902	22,618	27,153	58,554	24,608	37,433	31,221	60,629
“ Madras	5,031	2,374	10,057	4,987	4,433	10,257	6,134	3,956	3,528	3,781
“ Burma	4	400	216	37	..	6	509	249	91
TOTAL	95,642	75,055	104,101	126,820	150,025	2,30,322	1,41,499	1,66,586	1,91,970	2,45,691
Other sorts (H. G.)—	Gals.	Gals.	Gals.	Gals.	Gals.					
United Kingdom (including Channel Islands)	1,468	1,259	2,089	4,305	4,698	9,496	8,086	8,951	15,813	22,308
Ceylon (excluding Maldives)	11,217	11,369	10,713	10,228	7,404	12,611	12,982	9,301	7,921	7,404
Straits Settlements	2,596	2,623	4,628	3,183	4,134	6,218	5,746	8,562	5,964	7,710
Other British Possessions	1,280	1,486	1,407	541	1,454	3,909	3,633	7,079	2,578	3,523
TOTAL BRITISH EMPIRE	16,561	16,737	18,887	18,257	17,735	32,234	30,353	33,893	32,276	40,945
Germany	206	721	..	4,121	2,277	1,425	2,091	..	9,656	7,825
Philippines	840	840	840	5,543	4,480	3,570
United States of America— Via Atlantic Coast	354	9,469	3,137	14,047	45,776	2,070	10,633	7,538	31,066	87,327
“ Pacific	240	6,601	..	1,142	13,202
Other Foreign Countries	534	570	7,341	1,191	1,605	1,920	2,901	12,674	5,950	4,819
TOTAL FOREIGN COUNTRIES	1,934	11,000	10,478	20,199	57,099	10,963	16,817	20,212	51,152	1,16,743
Share of Bengal	1,658	1,197	1,387	5,924	4,273	13,576	3,321	10,520	26,433	24,044
“ Bombay	203	472	552	744	675	615	1,132	784	1,130	995
“ Sind	25	25	80	40
“ Madras	16,709	26,043	27,376	31,733	69,536	29,936	37,677	42,501	55,375	1,32,643
TOTAL	18,495	27,737	29,316	38,456	74,834	43,197	47,170	54,105	83,423	1,57,688
Total Vegetable, non- essential—	Gals.	Gals.	Gals.	Gals.	Gals.					
United Kingdom (including Channel Islands)	1,007,892	1,477,961	1,644,721	860,176	1,256,067	15,35,578	23,39,941	20,49,101	12,10,084	19,12,300
Palestine	5,975	1,368	6,920	1,255	..
Aden and Dependencies	83,746	13,346	30,271	58,504	53,399	1,14,472	38,930	61,037	97,064	99,551
Ceylon (excluding Maldives)	43,393	45,988	71,302	63,555	59,347	67,897	60,134	64,777	63,012	73,049
Straits Settlements	44,127	37,603	37,666	54,181	53,133	81,037	67,584	1,23,639	79,078	92,463
Federated Malay States	4,414	4,542	37,197	13,076	12,478	6,883	6,946	46,867	22,051	15,750
Hongkong	1,703	1,029	10,095	9,301	1,004	3,663	2,014	15,141	13,952	2,190
Union of South Africa	42,218	35,576	52,976	43,113	96,231	62,833	53,544	61,701	59,029	1,32,424
Kenya Colony	1,801	3,192	1,186	2,590	25,212	4,357	14,563	2,304	4,445	36,310
Mauritius and Dependencies	244,050	165,841	237,746	312,724	189,461	4,15,093	2,47,056	3,01,072	3,73,444	2,69,321
Canada— Via Atlantic Coast	6,035	27,176	53,534	20,353	6,240	10,700	49,760	85,032	23,305	7,035
“ Pacific	15	..
British West India Islands (excluding Bahamas)	5,324	4,100	6,291	1,195	7,268	9,073	6,211	3,054	1,680	10,390
British Guiana	4,363	5,113	4,090	6,749	3,702	3,363	3,464	5,234	3,533	4,710

GENERAL EXPORTS

INDIAN MERCHANDISE

No. 11—continued

ARTICLES, AND COUNTRIES OF FINAL DESTINATION; ALSO SHARE OF EACH PROVINCE	QUANTITY					VALUE				
	1931-32	1932-33	1933-34	1934-35	1935-36	1931-32	1932-33	1933-34	1934-35	1935-36
	Gals.	Gals.	Gals.	Gals.	Gals.	₹	₹	₹	₹	₹
Oils—continued										
Total Vegetable, non-essential—continued										
Commonwealth of Australia	0,448	13,169	10,918	25,485	11,673	12,245	20,858	10,719	29,885	14,971
New Zealand	22,085	34,555	30,024	31,873	19,562	29,801	43,298	34,100	34,918	34,006
Fiji Islands	41,263	64,148	51,426	44,802	51,028	55,542	1,02,689	90,740	87,501	82,758
Other British Possessions	2,145	2,058	3,262	6,948	5,501	5,673	5,442	5,082	5,795	7,927
TOTAL BRITISH EMPIRE	1,520,539	1,941,897	2,338,680	1,561,998	1,856,911	24,53,925	30,73,373	29,41,710	20,92,784	27,86,222
Finland	5,400	1,300	12,040	1,750
Sweden	5,434	2,496	13,164	27,544	25,779	9,573	4,378	17,725	35,084	40,909
Norway	6,536	12,108	8,680	18,700
Denmark	12,330	21,556	16,691	21,876	19,108	17,239	30,623	17,890	24,139	24,960
Germany	156,408	212,965	248,223	264,997	155,265	2,14,230	3,04,405	3,70,637	4,09,844	2,34,048
Netherlands	53,998	70,271	73,693	59,418	34,314	74,423	1,01,925	1,00,215	74,567	48,941
Belgium	43,373	50,417	26,503	41,795	26,292	66,373	77,112	41,650	64,091	38,310
Italy (including Finme)	11,676	..	19,920	43,020	..	16,499	..	22,550	65,743	..
Austria	10,800	15,150
Hungary	4,800	6,400
Roumania	..	960	..	3,648	1,400	..	6,000	..
Syria	..	544	..	5,256	5,436	..	700	..	5,364	5,500
Makhat Territory and Trucial Oman	26,481	42,297	54,534	38,013	40,969	43,614	66,659	76,305	48,379	57,794
Other Native States in Arabia	35,520	18,062	17,903	15,543	24,689	31,995	39,213	22,806	25,403	42,243
Iraq	1,732	1,963	2,200	4,161	20,661	2,823	4,549	4,234	5,175	29,078
Iran	121	2,465	1,513	2,037	4,846	173	3,905	1,942	3,052	6,567
Sumatra	24	62	1,000	100	115	8,547
Siam	4,054	24,173	5,031	6,346	3,524	7,093	32,477	7,073	10,040	14,237
Philippines	17,030	16,444	23,324	3,840	13,243	29,576	23,002	41,663	9,630	22,340
Egypt	313	10,139	39,309	39,792	15,398	822	18,135	41,346	22,229	21,941
Italian East Africa (Somaliland and Eritrea)	86	197	2,131	3,240	4,261	199	421	5,200	5,209	9,031
French Somaliland	5,142	4,732	2,600	6,472	3,972	12,529	11,739	3,031	11,306	5,409
United States of America—Via Atlantic Coast	2,766	16,202	9,149	14,136	48,776	7,095	21,963	16,304	21,144	92,227
— " Pacific " " "	..	259	6,636	..	1,158	13,252
Other Foreign Countries	3,077	6,513	16,637	3,975	7,743	5,399	12,032	23,478	10,042	14,436
TOTAL FOREIGN COUNTRIES	379,534	503,047	576,026	611,499	509,831	5,89,805	7,54,311	8,40,091	9,00,290	7,08,332
Share of Bengal	437,559	383,058	464,227	484,379	437,234	7,06,139	5,93,969	5,75,231	6,27,632	6,61,163
— Bombay	1,172,399	1,879,438	1,656,326	1,351,430	1,623,926	18,91,719	26,71,209	24,02,017	18,11,326	22,19,411
— Sind	28,172	49,833	43,107	42,322	45,613	63,476	77,674	66,371	59,443	77,163
— Madras	331,923	349,105	339,223	364,372	359,539	3,53,494	4,32,903	3,15,727	3,33,027	5,01,764
— Burma	29,039	1,916	403,713	129,364	36,675	22,921	832	4,24,425	1,36,756	1,23,091
TOTAL	1,900,073	2,444,944	2,914,706	2,173,497	2,367,742	30,42,730	38,27,183	37,81,801	29,93,074	35,84,554
Total Oils—										
United Kingdom (including Channel Islands)	1,026,394	1,408,010	1,669,565	833,543	1,284,655	23,06,050	28,40,380	29,00,783	29,34,973	28,83,641
Palestine	5,975	1,368	..	660	100	6,920	1,255	..
Aden and Dependancies	24,089	13,346	20,293	56,657	53,399	1,24,272	39,980	61,337	98,104	99,551
Ceylon (excluding Maldives)	49,681	51,970	86,471	72,595	63,384	80,402	96,433	90,063	89,819	1,07,037
Maldives	1,828	543	6,591	3,571	12,905	3,133	707	3,794	2,590	3,015
Straits Settlements	129,789	100,661	142,205	101,735	109,773	1,05,051	1,42,318	1,32,361	1,63,303	1,56,551
Federated Malay States	13,974	19,403	41,597	12,076	12,553	17,272	24,437	51,453	22,051	16,200
Hongkong	2,092	1,363	10,511	9,334	1,003	21,473	9,519	21,891	16,393	2,317

No. 11—continued

ARTICLES, AND COUNTRIES OF FINAL DESTINATION; ALSO SHARE OF EACH PROVINCE	QUANTITY					VALUE				
	1931-32	1932-33	1933-34	1934-35	1935-36	1931-32	1932-33	1933-34	1934-35	1935-36
<i>Oils—continued</i>						R	R	₹	R	R
<i>Total Oils—continued</i>	Gals.	Gals.	Gals.	Gals.	Gals.					
Union of South Africa	42,168	35,579	59,000	48,127	96,221	62,868	58,044	62,043	59,149	1,32,424
Kenya Colony	1,849	8,416	1,278	2,596	25,269	6,207	16,899	4,254	4,595	36,680
Anglo Egyptian Sudan	5,467	6,264	6,688	7,668	9,668	1,58,785	1,00,444	1,64,496	2,03,719	2,62,050
Mauritius and Dependencies	244,050	165,841	237,748	312,788	189,461	4,15,098	2,47,056	3,01,072	3,73,594	2,69,321
Canada—										
<i>Vid Atlantic Coast</i>	6,285	27,176	53,684	23,102	6,772	12,475	49,760	86,957	69,724	14,036
<i>" Pacific "</i>	15	..
British West India Islands (excluding Bahamas)	5,324	4,100	6,201	1,195	7,298	9,978	6,371	8,054	1,680	10,890
British Guiana	4,868	5,117	4,090	6,749	3,702	8,368	8,549	5,284	8,582	4,710
Commonwealth of Australia	9,470	13,219	10,948	25,502	11,712	16,089	21,088	14,658	31,546	18,961
New Zealand	22,085	34,555	30,024	31,873	19,592	29,501	48,286	34,100	34,916	24,068
Fiji Islands	41,248	64,148	51,423	44,802	51,028	85,542	1,02,689	60,740	57,501	82,758
Other British Possessions	1,743	2,541	2,347	4,385	4,987	3,152	4,605	4,327	8,612	7,127
TOTAL BRITISH EMPIRE	1,642,339	2,048,167	2,451,235	1,656,206	1,968,392	86,16,866	39,01,944	40,70,635	32,86,929	41,41,217
Finland	8,400	1,200	12,040	1,750
Sweden	5,424	2,492	13,164	27,789	25,779	9,576	4,276	17,725	41,890	40,909
Norway	6,536	12,108	8,680	18,700
Denmark	12,320	21,358	16,691	21,876	19,103	17,299	30,635	17,830	24,139	24,950
Germany	168,208	217,099	259,717	271,674	168,857	3,86,642	3,72,891	4,58,316	5,33,567	4,35,329
Netherlands	67,554	72,938	74,370	62,421	37,623	1,14,651	1,32,129	1,12,498	1,22,989	96,487
Belgium	48,320	50,997	26,565	41,988	30,738	69,172	82,912	42,292	68,006	87,005
France	13,902	3,080	5,475	11,128	18,640	5,12,568	41,106	94,818	1,36,801	2,53,163
Spain	272	..	592	436	..	2,516	..	10,373	6,271
Italy (including Fiume)	13,894	1,830	21,940	46,227	516	89,721	20,202	58,738	1,18,138	8,479
Austria	10,800	15,150
Hungary	4,800	6,400
Roumania	960	..	3,648	1,400	..	6,060	..
Syria	544	..	5,256	5,436	..	700	..	5,364	9,500
Mascat Territory and Trucial Oman	26,481	42,297	54,846	38,024	41,093	43,614	66,650	78,324	48,600	57,857
Other Native States in Arabia	35,620	18,088	17,008	15,558	24,680	81,995	39,215	32,805	25,402	42,243
Iraq	1,732	1,963	3,200	4,166	20,661	2,823	4,540	4,256	5,225	39,078
Iran	121	2,556	1,781	7,379	4,952	173	4,009	2,094	9,958	6,078
Sumatra	24	62	1,028	100	115	8,561
Slam	5,322	24,579	5,081	6,364	8,929	21,670	32,729	7,673	11,390	14,787
Philippines	17,030	..	23,324	3,840	18,24	[29,576]	23,002	41,663	9,680	33,840
China (exclusive of Hong-kong and Macao)	1,548	671	447	431	167	13,951	7,765	18,023	30,252	1,735
Japan	7,090	4,341	3,137	5,286	15,219	5,68,368	3,62,077	2,50,794	3,18,417	4,59,870
Egypt	453	10,385	40,316	31,124	15,784	4,607	21,280	59,672	45,738	82,676
Portuguese East Africa	584	3,098	2,238	298	114	1,203	5,830	2,871	880	178
Italian East Africa (Somaliland and Eritrea)	86	204	2,27	3,264	4,310	190	895	7,920	5,658	10,181
French Somaliland	5,180	4,741	3,604	6,472	3,972	12,960	11,810	8,201	11,206	5,400
United States of America—										
<i>Vid Atlantic Coast</i>	18,573	33,642	20,468	40,304	77,136	1,79,449	2,01,570	3,20,535	5,70,181	4,74,863
<i>" Pacific "</i>	..	264	6,686	..	1,164	13,252
Other Foreign Countries	915	3,714	13,817	3,304	7,064	3,137	5,553	23,215	9,228	13,259
TOTAL FOREIGN COUNTRIES	429,645	538,193	612,454	682,734	586,079	21,06,467	14,76,971	16,53,162	22,48,952	22,23,521
<i>Share of Bengal</i>	<i>439,415</i>	<i>381,195</i>	<i>466,376</i>	<i>485,985</i>	<i>439,178</i>	<i>7,13,458</i>	<i>6,01,126</i>	<i>6,50,831</i>	<i>5,99,676</i>	<i>6,71,996</i>
<i>" Bombay</i>	<i>1,192,232</i>	<i>1,035,876</i>	<i>1,071,935</i>	<i>1,975,181</i>	<i>1,449,301</i>	<i>38,46,422</i>	<i>37,01,735</i>	<i>34,55,847</i>	<i>28,84,937</i>	<i>33,72,964</i>
<i>" Sind</i>	<i>32,312</i>	<i>50,137</i>	<i>48,649</i>	<i>42,940</i>	<i>45,635</i>	<i>64,073</i>	<i>77,569</i>	<i>66,157</i>	<i>59,456</i>	<i>77,155</i>
<i>" Madras</i>	<i>254,875</i>	<i>333,567</i>	<i>395,363</i>	<i>343,577</i>	<i>474,752</i>	<i>9,74,313</i>	<i>9,05,326</i>	<i>10,30,794</i>	<i>18,08,582</i>	<i>20,69,937</i>
<i>" Burma</i>	<i>123,195</i>	<i>82,504</i>	<i>482,459</i>	<i>186,267</i>	<i>140,121</i>	<i>1,34,066</i>	<i>92,858</i>	<i>5,10,218</i>	<i>3,03,333</i>	<i>1,82,506</i>
TOTAL	2,072,034	2,586,360	3,063,679	2,338,940	2,554,471	57,22,333	53,78,915	57,23,847	55,35,881	63,64,738

GENERAL EXPORTS

(624)

INDIAN MERCHANDISE

No. 11 - continued

ARTICLES, AND COUNTRIES OF FINAL DESTINATION; ALSO SHARE OF EACH PROVINCE	QUANTITY					VALUE				
	1931-32	1932-33	1933-34	1934-35	1935-36	1931-32	1932-33	1933-34	1934-35	1935-36
Oilcakes—										
Castor cake (II. H)—	Tons	Tons	Tons	Tons	Tons					
Ceylon (excluding Maldives)	1,812	765	2,434	3,043	1,657	91,140	46,170	1,14,133	1,25,980	69,67
Other British Possessions	1	50	72	2,068
TOTAL BRITISH EMPIRE	1,813	815	2,434	3,043	1,657	91,212	48,238	1,14,133	1,25,980	69,67
Belgium	47	1,96
Share of Bengal	619	460	875	615	31	32,934	22,863	6,500	19,740	34
" Bombay	341	315	2,029	1,363	327	41,898	37,176	1,05,894	63,717	32,32
" Madras	253	..	79	1,165	729	16,166	1	2,829	51,523	32,71
TOTAL	1,813	815	2,434	3,043	1,704	91,212	48,238	1,14,133	1,25,980	71,66
Cocunut cake (Peanut) (II. H)—	Tons	Tons	Tons	Tons	Tons					
United Kingdom (including Channel Islands)	..	675	..	102	37,125	..	2,060	..
Other British Possessions	31	..	14	30	..	1,305	13	458	600	..
TOTAL BRITISH EMPIRE	31	675	14	132	..	1,305	37,138	458	2,660	..
Germany	655	36,904
Belgium	2,353	2,130	2,951	2,315	2,325	1,51,478	1,40,376	1,90,477	2,16,991	2,54,33
Other Foreign Countries	48	2,902	8	1
TOTAL FOREIGN COUNTRIES	2,966	2,130	2,961	2,325	2,325	1,91,284	1,40,376	1,90,477	2,16,999	2,54,33
Share of Bengal	..	19	..	102	359	..	2,060	..
" Bombay	138	..	40	625	1,359	19,399	..	2,313	26,475	94,96
" Sind	2,172	2,101	2,211	2,599	2,668	1,46,486	1,39,628	1,56,965	1,80,534	1,69,31
" Madras	239	..	16	30	..	12,794	11	458	600	..
" Burma	409	675	22,099	37,125
TOTAL	2,969	2,795	2,965	2,467	2,325	1,98,089	1,77,513	1,90,926	2,20,659	2,54,33
Cotton cake (II. H)—	Tons	Tons	Tons	Tons	Tons					
United Kingdom (including Channel Islands)	668	4,896	6,325	5,054	6,213	36,756	2,42,558	2,47,397	2,50,921	2,92,14
Ceylon (excluding Maldives)	3	230
TOTAL BRITISH EMPIRE	671	4,896	6,325	5,054	6,213	37,076	2,42,558	2,47,397	2,50,921	2,92,14
Denmark	1,000	55,000
Germany	500	500	..	27,500	22,246	..
Japan	300	16,500
Other Foreign Countries	95	..	51	4,765	..	2,480
TOTAL FOREIGN COUNTRIES	1,995	..	51	500	..	1,03,765	..	2,480	22,246	..
Share of Bengal	33	5,085
" Sind	51	2,480
" Burma	2,468	4,896	6,325	5,054	6,213	1,36,766	2,42,558	2,47,397	2,32,167	2,92,14
TOTAL	2,566	4,896	6,376	5,554	6,213	1,40,841	2,42,558	2,50,877	2,32,167	2,92,14

No. 11—continued

ARTICLES, AND COUNTRIES OF FINAL DESTINATION; ALSO SHARE OF EACH PROVINCE	QUANTITY					VALUE				
	1981-82	1982-83	1983-84	1984-85	1985-86	1981-82	1982-83	1983-84	1984-85	1985-86
	Tons	Tons	Tons	Tons	Tons	₹	₹	₹	₹	₹
Isakes—continued										
<i>Groundnut cake (II. H)—</i>										
United Kingdom (including Channel Islands)	68,778	48,300	110,071	171,388	147,968	44,08,917	27,94,961	55,63,528	90,16,970	86,74,424
Aden and Dependencies	221	11,325	..
Ceylon (excluding Maldives)	20,840	8,190	9,920	8,799	6,862	14,69,570	6,50,074	5,33,823	5,98,788	3,99,774
Straits Settlements	1,128	674	517	459	130	72,264	48,368	25,774	26,238	7,395
Other British Possessions	7	550
TOTAL BRITISH EMPIRE	90,244	57,094	120,515	180,802	154,460	59,45,745	34,88,398	61,78,170	96,48,814	90,81,593
Sweden	1,894	1,900	2,661	2,838	550	94,888	1,10,725	1,37,684	1,16,123	28,027
Norway	525	624	1,263	32,762	42,591	77,149
Denmark	250	..	1,119	98	600	11,250	..	66,692	4,752	36,060
Germany	51,899	66,303	25,404	32,446	14,808	34,62,024	45,46,612	15,06,638	19,99,099	9,19,233
Netherlands	26,865	26,269	27,498	11,292	6,325	18,96,440	19,33,667	19,90,172	6,98,692	4,16,866
Belgium	12,117	12,261	10,908	21,401	16,132	8,68,211	8,99,102	8,05,408	12,76,898	10,63,860
Italy (including Trieste)	95	278	6,141	17,496	..
Sumatra	100	5,808
Java	328	18,808
Egypt	6,887	2,88,314	..
United States of America— Via Atlantic Coast	50	..	25	5,455	25	3,400	..	1,375	2,20,668	1,600
" Pacific "	1,000	38,856
Other Foreign Countries	20	29	10	49	75	1,481	2,017	372	2,470	4,232
TOTAL FOREIGN COUNTRIES	93,513	106,762	69,240	80,863	39,778	63,62,255	74,92,123	45,85,550	47,87,106	25,46,727
Share of Bengal	4,168	148	1,196	7,395	4,326	2,42,128	3,374	43,817	2,99,307	2,31,343
" Bombay	116,503	93,976	114,298	1,49,563	96,706	34,87,360	62,32,139	70,31,568	33,45,754	61,59,098
" Madras	24,590	25,596	30,768	49,512	38,745	16,24,364	19,34,391	16,78,156	30,38,695	24,27,869
" Burma	39,478	39,103	43,505	55,200	54,561	19,52,769	21,99,617	19,50,179	37,32,664	28,21,512
TOTAL	183,757	188,826	189,755	261,670	194,238	1,23,08,000	1,09,80,521	1,07,58,720	1,44,05,420	1,16,30,320
Mixed cake (II. H)—										
United Kingdom (including Channel Islands)	38,567	55,010	39,321	33,527	69,419	27,70,984	40,62,980	25,88,875	23,05,322	42,47,569
Ceylon (excluding Maldives)	11	14	34	38	111	1,668	1,208	1,691	2,456	7,259
Hongkong	80	..	30	6,800	..	3,300
Other British Possessions	17	27	10	8	28	1,879	2,765	665	740	2,113
TOTAL BRITISH EMPIRE	38,595	55,061	39,445	33,673	69,588	27,74,281	40,66,953	25,98,031	23,09,518	42,60,241
Sweden	..	518	17,941
Germany	2,745	2,105	998	200	..	2,23,524	1,46,067	67,364	18,277	..
Netherlands	7,508	11,455	6,060	2,205	1,350	5,55,945	7,64,682	3,91,985	1,60,477	78,867
Belgium	2,739	11,487	4,105	3,610	826	2,08,315	7,38,679	3,42,138	2,67,132	54,158
France	..	646	241	45,757	15,307
Spain	..	39	..	240	10	..	3,948	..	12,000	580
Iraq	305	20,811	..
Egypt	399	20,934	..
United States of America— Via Pacific Coast	..	501	31,639
TOTAL FOREIGN COUNTRIES	12,087	26,696	11,399	6,359	2,186	9,82,784	17,98,718	8,16,759	4,94,631	1,38,585

GENERAL EXPORTS
INDIAN MERCHANDISE

(628)

No. 11—continued

ARTICLES, AND COUNTRIES OF FINAL DESTINATION; ALSO SHARE OF EACH PROVINCE	QUANTITY					VALUE				
	1931-32	1932-33	1933-34	1934-35	1935-36	1931-32	1932-33	1933-34	1934-35	1935-36
	Tons	Tons	Tons	Tons	Tons	Rs	Rs	Rs	Rs	Rs
Oilseeds—continued										
<i>Linseed cake (II. H)—continued</i>										
Share of Bengal	23,494	44,694	25,413	22,279	44,947	19,53,973	39,37,312	16,33,733	16,69,334	20,31,111
" Bombay	22,177	27,041	24,039	18,787	16,333	12,63,993	26,23,343	10,96,445	10,04,374	10,04,374
" Sind	800
" Madras	1,361	3,529	11,139	31,100	2,10,001	6,34,111
TOTAL	45,671	81,747	50,812	40,988	71,774	27,57,066	58,65,055	24,14,790	28,04,149	36,71,806
Reps and seedcake cake (II. H)—										
United Kingdom (including Channel Islands)	..	1,447	1,474	514	300	..	77,013	97,313	30,433	..
Ceylon (including Maldives)	11,939	12,447	10,775	12,423	12,741	10,32,636	9,67,770	8,91,319	11,24,731	11,04,374
Other British Possessions .	2	253	11	10	..	172	1,306	400	60	..
TOTAL BRITISH EMPIRE	11,941	14,147	12,260	14,913	13,041	10,33,044	10,45,081	9,93,032	12,05,414	11,74,704
Germany	14	300	574	8,455	..
Netherlands	1,463	79,488
France	94	10,360
Spain	108	2,150	..
Java	300	14,422
Japan	27,993	19,544	20,781	17,416	7,997	22,43,893	10,73,916	9,76,868	5,07,798	2,74,374
Other Foreign Countries .	14	..	100	1,100	..	5,000
TOTAL FOREIGN COUNTRIES	28,908	21,017	20,905	17,719	7,997	27,69,798	11,55,184	9,82,447	5,78,399	2,74,374
Share of Bengal										
Share of Bengal	23,216	19,230	20,943	18,116	3,091	21,54,543	20,23,306	9,15,949	6,31,224	2,34,374
" Bombay	133	193	168	12,215	7,094	1,566
" Sind	1	38	..	1	..	79	1,309	..	60	..
" Madras	11,206	12,499	11,712	12,496	13,547	10,36,873	9,63,129	8,79,911	11,24,399	11,11,111
" Borneo	1	2,764	261	121	..	292	1,44,510	12,216	4,843	..
TOTAL	50,244	35,161	33,155	31,731	20,638	24,08,023	22,01,105	18,92,076	17,82,518	14,47,806
Others (II. H)—										
United Kingdom (including Channel Islands)	629	629	248	230	676	29,300	26,007	10,349	2,923	14,374
Ceylon (including Maldives)	240	292	178	424	499	20,122	19,518	10,004	20,295	27,374
Straits Settlements	551	631	535	617	577	26,508	47,573	21,397	22,627	22,374
Federated Malay States	259	203	203	222	227	17,060	15,091	7,505	6,475	14,374
Other British Possessions	1	5
TOTAL BRITISH EMPIRE	1,779	1,855	1,169	1,513	1,980	1,14,000	1,08,222	49,168	70,395	79,474
Germany	636	510	90	25,839	21,869	2,956
Japan	227	7,423
Egypt	197	7,523
United States of America— Via Atlantic Coast	90	132	..	6,860	5,764	..
Other Foreign Countries .	107	78	..	20	5	5,634	5,306	..	680	..
TOTAL FOREIGN COUNTRIES	1,080	588	317	152	5	54,911	28,175	11,378	6,450	14,474

No. 11—continued

ARTICLES, AND COUNTRIES OF FINAL DESTINATION; ALSO SHARE OF EACH PROVINCE	QUANTITY					VALUE				
	1931-32	1932-33	1933-34	1934-35	1935-36	1931-32	1932-33	1933-34	1934-35	1935-36
Oilseeds—continued										
<i>Others (II. H)—continued.</i>	Tons	Tons	Tons	Tons	Tons	₹	₹	₹	₹	₹
Share of Bengal	1,313	1,075	1,163	969	1,345	79,128	61,345	46,624	36,664	31,303
" Bombay	1,192	1,120	90	381	..	73,936	56,916	3,956	15,176	..
" Madras	36	16	..	313	594	1,232	539	135	24,625	15,546
" Burmah	69	339	233	4	46	14,566	*14,717	9,327	275	2,414
TOTAL	2,600	2,449	1,480	1,666	1,985	1,66,911	1,34,067	60,541	76,740	79,762
Total Oilseeds—	Tons	Tons	Tons	Tons	Tons					
United Kingdom (including Channel Islands)	108,638	105,907	157,439	210,910	224,476	72,50,991	72,43,742	86,08,060	1,16,14,819	1,32,42,472
Aden and Dependencies	221	11,325	..
Ceylon (excluding Maldives)	24,476	21,928	23,355	25,772	21,370	26,23,306	16,83,840	15,10,978	19,37,318	16,69,912
Straits Settlements	1,694	1,578	1,073	1,094	735	1,10,460	90,135	48,136	50,660	33,055
Federated Malay States	261	210	208	332	227	13,145	15,571	7,505	8,475	10,200
Hongkong	80	..	80	6,800	..	3,300
Other British Possessions	1	..	7	..	1	75	18	555	..	60
TOTAL BRITISH EMPIRE	140,065	129,523	182,162	233,229	246,839	1,00,02,977	90,32,306	1,01,82,034	1,36,23,097	1,49,59,005
Sweden	1,894	2,413	2,661	2,338	550	94,388	1,23,666	1,37,634	1,16,128	28,927
Norway	525	624	1,263	23,455	42,591	77,149
Denmark	1,250	..	1,119	98	600	66,250	..	70,999	4,752	86,960
Germany	56,436	63,918	26,501	33,346	14,808	37,65,791	47,17,545	15,78,521	20,40,078	9,10,238
Netherlands	24,512	39,231	33,419	13,497	7,675	24,60,502	27,78,347	24,29,500	8,54,169	4,95,733
Belgium	17,169	25,318	17,993	13,336	20,330	12,26,301	13,28,156	12,85,139	13,61,021	13,74,339
France	94	646	397	69	..	10,350	45,757	24,253	3,142	..
Spain	39	..	343	85	..	3,948	..	17,150	4,792
Italy (including Trieste)	95	273	6,141	17,496	..
Iraq	305	20,311	..
Sumatra	153	33	5	8,740	2,226	..	14	216
Java	533	33,230
Japan	33,295	19,554	21,008	17,416	7,697	33,60,393	10,78,916	6,84,291	5,67,753	2,72,029
Egypt	197	..	100	7,133	..	7,523	..	5,000	3,04,248	..
United States of America—										
Vid Atlantic Coast	149	..	25	5,538	25	9,260	..	1,375	2,26,430	1,500
" Pacific "	501	1,000	31,639	38,356
Other Foreign Countries	20	30	10	1,491	2,167	372	8	8
TOTAL FOREIGN COUNTRIES	150,686	157,133	104,853	109,424	53,538	1,00,64,764	1,06,17,867	62,90,936	60,75,831	32,19,836
Share of Bengal	67,304	66,323	43,990	50,321	57,737	46,75,337	44,09,954	24,15,723	24,93,379	33,32,306
" Bombay	141,221	132,682	140,756	165,619	115,540	1,04,36,113	95,61,673	33,97,430	34,65,396	73,37,453
" Sind	2,157	2,143	2,911	2,301	2,466	1,47,445	1,41,327	1,36,965	1,30,622	1,60,221
" Madras	36,923	33,073	44,924	63,043	63,314	26,22,153	23,98,533	26,52,379	45,23,033	43,33,743
" Burmah	42,606	47,675	50,324	60,379	60,330	21,25,193	26,33,632	23,19,613	30,20,939	31,16,073
TOTAL	290,751	286,706	287,015	342,653	300,377	2,00,67,741	1,96,50,673	1,64,72,120	1,96,93,928	1,81,60,891
Opium (III. C)—	Chests=	Chests=	Chests=	Chests=	Chests=					
	Cwts.	Cwts.	Cwts.	Cwts.	Cwts.					
TOTAL BRITISH EMPIRE	1,125	1,200	940	1,350	975

GENERAL EXPORTS

(628)

INDIAN MERCHANDISE

No. 11—continued

ARTICLES, AND COUNTRIES OF FINAL DESTINATION; ALSO SHARE OF EACH PROVINCE	QUANTITY					VALUE				
	1931-32	1932-33	1933-34	1934-35	1935-36	1931-32	1932-33	1933-34	1934-35	1935-36
Opium (III. C)—continued	Chests=cwts.	Chests=cwts.	Chests=cwts.	Chests=cwts.	Chests=cwts.	Rs.	Rs.	Rs.	Rs.	Rs.
Java	208=253	8,12,000
Siam	869=1,086	..	1,216=1,530	24,76,000	..	48,64,000
French Indo-China . . .	1,101=1,376	231=351	600=760	170=212	..	44,04,000	11,24,000	24,00,000	6,30,000	..
TOTAL FOREIGN COUNTRIES	2,178=2,715	231=351	1,816=2,270	170=212	..	86,92,000	11,24,000	72,64,000	6,30,000	..
Share of Bengal	2,178=2,715	231=351	1,816=2,270	170=212	..	86,92,000	11,24,000	72,64,000	6,30,000	..
“ Bombay	1,125	1,200	940	1,240	50
TOTAL	2,178=2,715	231=351	1,816=2,270	170=212	..	88,04,125	11,25,200	73,64,940	6,31,240	50
Paints and Painters' Materials—										
PAINTS AND COLOURS—										
Graphite (III. B)—	Cwts.	Cwts.	Cwts.	Cwts.	Cwts.					
TOTAL BRITISH EMPIRE	..	1	20	..	51	8	..	40
Share of Bengal	20	40
“ Madras	1	51
“ Burma	8
TOTAL	..	1	20	..	51	8	..	40
Other sorts (III. B)—	Cwts.	Cwts.	Cwts.	Cwts.	Cwts.					
United Kingdom (including Channel Islands) . . .	11,137	5,718	6,523	4,408	3,771	1,04,231	42,004	48,060	29,509	6,22
Aden and Dependencies . . .	88	42	52	31	30	12,806	12,850	7,900	6,170	1,72
Ceylon (excluding Maldives) . .	439	269	1,147	2,225	2,577	11,620	5,906	21,016	62,700	76,73
Straits Settlements	641	671	639	1,151	1,084	7,366	7,922	7,157	11,722	6,11
Commonwealth of Australia . .	480	1,101	944	1,106	400	2,490	2,190	2,560	2,453	2,50
Other British Possessions . . .	222	511	370	1,062	554	2,267	6,456	2,201	7,650	3,74
TOTAL BRITISH EMPIRE	12,967	8,312	9,784	10,906	14,636	1,42,399	24,448	1,07,264	1,21,490	1,20,24
Germany	2,458	80	300	300	120	26,630	640	2,000	1,100	30
France	2,509	12,906
Italy (including Fiume)	300	501	100	..	437	1,950	6,000	600	..	4,20
Java	384	929	1,124	1,006	678	14,554	10,699	2,078	1,051	1,20
United States of America—										
Via Atlantic Coast	2,768	2,600	5,300	2,201	2,500	27,720	20,200	25,500	12,265	22,40
Other Foreign Countries	311	180	1,262	606	240	4,166	2,707	6,014	6,558	2,12
TOTAL FOREIGN COUNTRIES	10,706	4,309	8,086	4,013	6,084	80,226	45,226	48,902	22,274	41,712
Share of Bengal	22,127	12,121	16,519	12,673	16,678	2,26,767	1,26,808	1,30,507	97,699	1,17,222
“ Bombay	186	278	361	1,771	1,279	4,165	6,622	22,464	63,524	42,227
“ Sind	1	7	8	17
“ Madras	361	191	480	278	4,227	2,218	1,655	2,225	1,152	20,222
“ Burma	30	69	..	798	61
TOTAL	23,672	12,621	17,370	14,613	21,420	2,33,126	1,27,784	1,56,256	1,64,272	1,21,222
PAINTERS' MATERIALS* (III. B)—										
United Kingdom (including Channel Islands)	90,421	1,81,220	15,248
Ceylon (excluding Maldives)	35	127	10,000
Commonwealth of Australia	16,250	17,616
Other British Possessions	2,087	3,152	2,783
TOTAL BRITISH EMPIRE	1,02,553	2,00,755	46,047

* Sub-divided into 2 heads from 1934-35.

No. 11—continued

ARTICLES, AND COUNTRIES OF FINAL DESTINATION; ALSO SHARE OF EACH PROVINCE	QUANTITY					VALUE				
	1931-32	1932-33	1933-34	1934-35	1935-36	1931-32	1932-33	1933-34	1934-35	1935-36
Paints and Painters' Materials—continued						R	R	R	R	R
PAINTERS' MATERIALS * (III. E)—continued										
Germany	—	—	—	—	—	35,380	1,11,972	10,180	—	—
Netherlands	—	—	—	—	—	17,900	19,090	..	—	—
Belgium	—	—	—	—	—	..	5,200	..	—	—
Italy (including Fiume)	—	—	—	—	—	1,04,662	80,341	48,589	—	—
China (exclusive of Hong- kong and Macao)	—	—	—	—	—	10,500	12,835	11,050	—	—
Other Foreign Countries	—	—	—	—	—	337	216	920	—	—
TOTAL FOREIGN COUNTRIES	—	—	—	—	—	1,63,779	2,29,654	70,689	—	—
Share of Bengal	—	—	—	—	—	1,19,366	3,49,514	46,176	—	—
.. Bombay	—	—	—	—	—	337	1,414	15,453	—	—
.. Sind	—	—	—	—	—	1,48,337	76,231	52,437	—	—
.. Madras	—	—	—	—	—	135	114	..	—	—
.. Burma	—	—	—	—	—	1,557	3,145	2,608	—	—
TOTAL	—	—	—	—	—	2,71,332	4,29,419	1,16,729	—	—
Turpentine (III. B)†—				Cwts.	Cwts.					
United Kingdom (including Channel Islands)	—	—	—	3,014	2,389	—	—	—	41,836	23,040
Ceylon (including Maldives)	—	—	—	432	321	—	—	—	13,773	10,417
Commonwealth of Australia	—	—	—	499	538	—	—	—	9,049	5,000
Other British Possessions	—	—	—	161	256	—	—	—	2,332	3,933
TOTAL BRITISH EMPIRE	—	—	—	4,756	3,504	—	—	—	67,545	42,395
Germany	—	—	—	793	1,514	—	—	—	15,702	20,676
Italy (including Fiume)	—	—	—	7,330	11,031	—	—	—	91,432	1,39,563
China (exclusive of Hong- kong and Macao)	—	—	—	259	177	—	—	—	7,093	5,036
Other Foreign Countries	—	—	—	9	..	—	—	—	260	..
TOTAL FOREIGN COUNTRIES	—	—	—	8,346	12,772	—	—	—	1,14,487	1,65,275
Share of Bengal	—	—	—	11,543	12,592	—	—	—	1,43,596	1,29,934
.. Bombay	—	—	—	7	..	—	—	—	200	..
.. Sind	—	—	—	1,337	3,464	—	—	—	35,419	33,092
.. Burma	—	—	—	169	330	—	—	—	2,317	3,044
TOTAL	—	—	—	13,102	16,276	—	—	—	1,82,032	2,07,070
Others sorts (III. B)†—										
United Kingdom (including Channel Islands)	—	—	—	—	—	—	—	—	17,356	21,268
Other British Possessions	—	—	—	—	—	—	—	—	5,376	155
TOTAL BRITISH EMPIRE	—	—	—	—	—	—	—	—	22,732	21,423
Italy (including Fiume)	—	—	—	—	—	—	—	—	..	6,720
Other Foreign Countries	—	—	—	—	—	—	—	—	847	42
TOTAL FOREIGN COUNTRIES	—	—	—	—	—	—	—	—	847	6,762

* Sub-divided into 2 sub-heads from 1934-35.

† Separately recorded from 1934-35.

GENERAL EXPORTS

(630)

INDIAN MERCHANDISE

No. 11—continued

ARTICLES, AND COUNTRIES OF FINAL DESTINATION; ALSO SHARE OF EACH PROVINCE	QUANTITY					VALUE				
	1931-32	1932-33	1933-34	1934-35	1935-36	1931-32	1932-33	1933-34	1934-35	1935-36
Paints and Painters' Materials—concluded						R	R	R	R	R
PAINTERS' MATERIALS (III.E)*—concluded										
Other sorts (III.E)†—continued										
Share of Bengal	—	—	—	—	—	—	—	—	2,766	6,766
" Bombay	—	—	—	—	—	—	—	—	21,266	21,266
" Burma	—	—	—	—	—	—	—	—	80	70
TOTAL	—	—	—	—	—	—	—	—	24,079	28,166
Total value of Paints and Painters' Materials	—	—	—	—	—	5,04,487	5,58,264	2,78,098	2,60,484	4,17,881
Paper and Pasteboard—Paper—										
Printing paper (III.M)—										
Ceylon (excluding Maldives)	Cwts. 118	Cwts. 380	Cwts. 610	Cwts. 447	Cwts. 134	1,108	12,021	24,464	18,928	5,466
Other British Possessions	32	24	20	6	6	1,808	1,084	1,127	120	145
TOTAL BRITISH EMPIRE	151	364	630	453	140	2,917	13,005	25,591	19,048	5,611
Java	42	118	8	1,799	5,074	837
Other Foreign Countries	22	2	523	60	..
TOTAL FOREIGN COUNTRIES	42	118	30	2	..	1,799	5,074	920	60	..
Share of Bengal	192	458	667	447	134	4,221	19,128	26,109	12,558	5,466
" Bombay	2	6	60	160	165
" Madras	1	20	49	297	22
TOTAL	193	478	667	449	140	4,270	20,070	26,111	12,608	5,611
Other kinds of paper (including paper manufactures) (III.M)†—										
Zanzibar and Pemba	210	178	254	221	353	7,576	6,126	6,396	4,782	7,065
Other British Possessions	184	71	119	103	270	7,126	2,076	4,744	6,727	7,264
TOTAL BRITISH EMPIRE	394	249	373	324	623	14,702	8,202	11,140	11,510	14,329
TOTAL FOREIGN COUNTRIES	107	91	96	130	80	2,022	2,300	2,775	1,043	2,029
Share of Bengal	38	..	31	179	93	1,848	..	1,916	2,554	2,171
" Bombay	380	229	423	297	612	11,706	11,876	11,268	9,134	11,910
" Madras	49	3	8	26	27	2,228	126	690	1,499	2,227
" Burma	4	..	6	3	11	222	..	166	278	279
TOTAL	471	232	468	505	703	16,724	11,902	13,040	13,465	16,587
Pasteboard, millboard and cardboard of all kinds (III.M)†—										
TOTAL BRITISH EMPIRE	7	1	27	98	143	294	40	1,426	4,254	6,234
TOTAL FOREIGN COUNTRIES	1	1	..	30	50	..

*Sub-divided into 2 sub-heads from 1934-35, separately recorded from 1934-36.

No. 11—continued

ARTICLES, AND COUNTRIES OF FINAL DESTINATION; ALSO SHARE OF EACH PROVINCE	QUANTITY					VALUE				
	1931-32	1932-33	1933-34	1934-35	1935-36	1931-32	1932-33	1933-34	1934-35	1935-36
						₹	₹	₹	₹	₹
Paper and Pasteboard —continued										
Pasteboard millboard and cardboard of all kinds (L.L. M)—continued	Cwts.	Cwts.	Cwts.	Cwts.	Cwts.					
Share of Bengal	6	..	8	16	38	274	..	267	607	1,644
“ Bombay	3	..	5	8	14	50	..	143	250	173
“ Madras	1	24	70	91	..	40	241	3,547	4,413
TOTAL	9	1	37	94	143	324	40	1,451	4,304	6,234
Total value of Paper and Pasteboard	—	—	—	—	—	21,318	31,680	41,861	36,774	29,023
Paper-making materials (II. U)—	Cwts.	Cwts.	Cwts.	Cwts.	Cwts.					
United Kingdom (including Channel Islands)	3,148	2,277	3,717	4,858	9,308	41,538	27,724	80,710	88,680	1,42,542
Other British Possessions	6	10	5	..	14	60	100	50	..	220
TOTAL BRITISH EMPIRE	3,154	2,287	3,722	4,858	9,322	41,598	27,824	80,760	88,680	1,42,762
Sweden	314	378	28	2,727	5,160	240
Germany	315	1,221	498	44	852	2,915	15,772	6,240	750	8,010
Italy (including Fiume)	1,590	1,979	1,328	19,917	24,987	26,050
Spain	740	89	200	10,600	625	1,200	..
United States of America—										
Wid Atlantic Coast	4,922	12,448	8,265	2,751	13,631	65,025	1,21,066	91,980	19,754	99,898
Other Foreign Countries	22	918	880	155	677	200	1,327	3,260	1,920	5,877
TOTAL FOREIGN COUNTRIES	5,329	14,825	11,135	5,502	16,516	69,140	1,49,785	1,26,379	52,771	1,40,075
Share of Bengal	250	1,063	3,163	389	1,669	2,473	12,060	2,005	3,390	8,730
“ Bombay	3,338	16,044	16,696	10,001	24,224	1,03,265	1,64,589	3,06,134	1,38,111	2,74,098
TOTAL	3,478	17,112	19,859	10,390	25,893	1,10,738	1,76,649	2,07,139	1,41,401	2,82,837
Paraffin wax (III. U)—	Tons	Tons	Tons	Tons	Tons					
United Kingdom (including Channel Islands)	10,840	8,143	12,640	10,874	19,316	76,11,331	36,97,339	54,69,532	46,83,009	82,09,768
Cyprus	25	32	43	59	37	10,920	13,650	18,435	25,014	36,906
Palatine	13	5,400
Ceylon (including Maldives)	14	29	209	54	84	5,880	12,023	87,118	21,152	35,006
Straits Settlements	79	99	64	57	65	33,180	41,555	27,324	23,729	28,166
Federated Malay States	38	54	101	53	..	15,512	22,624	48,206	22,384
Union of South Africa	2,979	2,457	2,534	2,324	2,672	12,03,270	11,72,149	10,65,234	9,40,075	11,08,000
Canada—										
Wid Atlantic Coast	817	1,100	1,854	1,978	1,500	3,48,140	4,82,000	7,78,480	8,29,500	6,30,000
“ Pacific	200	280	250	24	125	84,000	1,09,200	1,08,786	10,080	52,500
Commonwealth of Australia	308	344	357	395	502	1,31,250	1,46,580	1,51,830	1,66,460	2,12,030
New Zealand	26	17	45	107	9	11,130	7,350	13,900	44,940	3,780
Other British Possessions	1	4	9	7	21	525	1,680	3,780	2,940	3,820
TOTAL BRITISH EMPIRE	20,689	18,633	18,068	15,977	24,447	94,34,616	56,49,528	77,52,032	67,90,105	1,03,52,810

GENERAL EXPORTS

(632)

INDIAN MERCHANDISE

No. 11—continued

ARTICLES, AND COUNTRIES OF FINAL DESTINATION; ALSO SHARE OF EACH PROVINCE	QUANTITY					VALUE				
	1931-32	1932-33	1933-34	1934-35	1935-36	1931-32	1932-33	1933-34	1934-35	1935-36
Paraffin wax (III. U)— <i>continued</i>	Tons	Tons	Tons	Tons	Tons	Rs	Rs	Rs	Rs	Rs
Sweden	80	21,000
Germany	1,084	1,418	5,063	435	323	4,35,376	5,07,100	21,23,502	1,24,480	1,24,480
Netherlands	2,211	5,543	6,894	2,807	2,584	12,89,604	22,74,204	28,95,917	16,26,622	22,06,527
Belgium	2,517	4,214	4,320	2,225	2,222	10,91,800	18,04,250	18,42,273	12,04,224	12,07,141
France	237	579	498	70	156	99,540	2,42,257	2,07,900	39,400	65,721
Spain	640	2,21,000
Italy (including Trieste)	2,865	4,408	4,720	5,043	1,559	12,08,300	18,75,200	19,24,276	18,62,641	6,20,446
Syria	12	6,000
Siam	87	15	26,540	6,200
Philippines	226	1,15,500
China (exclusive of Hong-kong and Macao)	4,096	2,050	1,140	2,100	1,950	22,45,000	14,51,246	4,78,200	2,72,000	4,19,000
Japan	1,040	1,405	..	80	85	4,40,300	6,65,900	..	10,500	20,400
Egypt	15	..	40	71	123	7,000	..	17,961	22,575	57,211
Portuguese East Africa	2,028	4,526	4,250	4,708	4,530	18,62,054	22,65,020	19,32,264	18,02,242	18,02,573
United States of America— Via Atlantic Coast	5,320	2,500	5,414	2,861	1,050	22,67,300	10,50,000	22,67,120	12,01,462	4,42,000
" Pacific "	700	550	176	49	100	2,22,000	2,21,000	72,000	20,180	62,000
Mexico	1,500	2,329	620	4,000	2,550	6,20,000	12,56,574	2,72,000	19,22,000	15,01,500
Columbia	1,214	1,414	2,522	7,62,200	5,94,200	10,75,511
Argentine Republic (includ- ing the Atlantic Coast of Patagonia)	610	220	500	402	..	2,56,250	2,44,400	2,47,200	1,94,250	..
Chile (including the Pacific Coast of Patagonia)	2,148	204	408	1,227	4,750	10,01,140	1,51,510	1,76,720	5,57,240	16,76,100
Other Foreign Countries	10	..	5	5,250	40	2,100	..
TOTAL FOREIGN COUNTRIES	20,728	22,710	26,115	20,476	20,549	1,37,29,904	1,45,26,121	1,51,29,212	1,24,02,708	1,24,22,200
Share of Bengal	16,998	11,401	5,592	7,426	2,512	21,92,274	29,72,441	24,21,276	22,21,629	12,21,001
" Bombay "	60	..	60
" Madras "	5
" Burma "	22,721	22,322	45,525	29,917	20,492	1,49,29,246	1,42,12,242	2,04,09,286	1,62,21,124	2,12,24,227
TOTAL	51,727	45,222	54,129	48,452	54,006	2,21,74,220	2,01,27,709	2,22,01,248	1,91,02,819	2,27,26,700
Perfumery (not being per- fumed spirits) including musk (III. U)—										
Aden and Dependencies	10,008	10,726	7,771	5,242	4,892
Ceylon (including Maldives)	22,487	29,420	92,941	22,200	22,400
Straits Settlements	27,590	25,798	22,764	24,204	27,946
Federated Malay States	4,976	2,995	4,484	7,321	10,044
Hongkong	1,747	4,249	2,422	2,211	25,708
Union of South Africa	5,657	7,029	5,927	6,522	10,522
Kenya Colony	5,442	2,267	5,515	7,049	7,422
Mauritius and Dependencies	1,954	5,249	2,225	2,206	5,047
Other British Possessions	2,572	2,222	2,224	9,755	9,250
TOTAL BRITISH EMPIRE	99,420	1,08,226	1,64,200	1,47,701	1,29,412
France	4,097	1,000	4,450	579	27,622
Java	4,119	2,222	7,192	2,107	220
French Indo-China	5,220	6,121	6,200	6,150	9,601

No. 11—continued

ARTICLES, AND COUNTRIES OF FINAL DESTINATION; ALSO SHARE OF EACH PROVINCE	QUANTITY					VALUE				
	1931-32	1932-33	1933-34	1934-35	1935-36	1931-32	1932-33	1933-34	1934-35	1935-36
Perfumery (not being per- fumed spirits) including musk (II. U)—continued						R	R	R	R	R
Portuguese East Africa	--	--	--	--	--	4,464	2,798	5,170	2,795	8,271
United States of America— Via Atlantic Coast	--	--	--	--	--	..	488	5,920	31,078	110
" Pacific "	--	--	--	--	--	..	100	..	218	80
Other Foreign Countries	--	--	--	--	--	25,175	19,807	18,539	20,711	21,408
TOTAL FOREIGN COUNTRIES	--	--	--	--	--	48,795	22,649	43,077	65,088	67,488
Share of Bengal	--	--	--	--	--	32,968	24,323	37,332	41,876	25,092
" Bombay	--	--	--	--	--	69,694	53,686	50,767	46,261	94,930
" Sind	--	--	--	--	--	497	940	895	901	659
" Madras	--	--	--	--	--	50,056	67,067	1,16,399	7,32,361	76,220
TOTAL	--	--	--	--	--	1,48,215	1,40,876	2,07,886	2,18,339	1,96,901
Plants, living (including bulbs) (II. B)—										
United Kingdom (including Channel Islands)	--	--	--	--	--	18,271	2,925	5,115	1,872	10,326
Other British Possessions	--	--	--	--	--	4,458	6,163	5,286	5,455	10,240
TOTAL BRITISH EMPIRE	--	--	--	--	--	17,729	9,088	10,401	7,327	20,566
France	--	--	--	--	--	8,605	6,140	17,165	29,977	24,456
United States of America— Via Atlantic Coast	--	--	--	--	--	116	..	368	7,231	30,316
" Pacific "	--	--	--	--	--	2,000	3,381
Other Foreign Countries	--	--	--	--	--	4,775	3,628	5,046	2,345	4,002
TOTAL FOREIGN COUNTRIES	--	--	--	--	--	10,466	9,768	22,579	38,258	68,105
Share of Bengal	--	--	--	--	--	4,751	3,084	4,435	1,756	4,334
" Bombay	--	--	--	--	--	2,692	3,185	1,337	1,807	2,055
" Sind	--	--	--	--	--	2,800	6,110	13,409	35,297	69,537
" Madras	--	--	--	--	--	2,700	1,674	999	1,390	379
" Burma	--	--	--	--	--	15,043	5,903	7,500	5,330	17,966
TOTAL	--	--	--	--	--	23,185	18,856	32,980	45,580	88,671
Precious stones and pearls, unset (II. B)—										
United Kingdom	--	--	--	--	--	70	1,684	61,616
Other British Possessions	--	--	--	--	--	225	..	510	120	..
TOTAL BRITISH EMPIRE	--	--	--	--	--	225	..	580	1,784	61,616
TOTAL FOREIGN COUNTRIES	--	--	--	--	--	5,189	3,923	360	550	5,100
Share of Bengal	--	--	--	--	--	1,149
" Bombay	--	--	--	--	--	4,295	2,923	540	670	3,400
" Sind	--	--	--	--	--	330
" Madras	--	--	--	--	--	70
" Burma	--	--	--	--	--	1,634	58,316
TOTAL	--	--	--	--	--	5,414	3,923	940	2,804	66,716
Printing and Lithographing materials (excluding paper) (III. U)—										
Ceylon (excluding Maldives)	--	--	--	--	--	11,709	9,341	15,168	16,889	18,574
Straits Settlements	--	--	--	--	--	7,965	5,047	3,920	7,498	11,931
Kenya Colony	--	--	--	--	--	2,860	2,655	6,700	2,225	835
Other British Possessions	--	--	--	--	--	5,520	1,945	3,087	6,652	5,298
TOTAL BRITISH EMPIRE	--	--	--	--	--	28,054	18,988	28,875	32,714	31,498

GENERAL EXPORTS

INDIAN MERCHANDISE

(634)

No. 11—continued

ARTICLES AND COUNTRIES OF FINAL DESTINATION, ALSO SHARE OF EACH PROVINCE	QUANTITY					VALUE				
	1931-32	1932-33	1933-34	1934-35	1935-36	1931-32	1932-33	1933-34	1934-35	1935-36
Printing and Lithographing materials (excluding paper) (III. U)—continued						R	R	R	R	R
Germany	—	—	—	—	—	..	20,668	250
Other Foreign Countries	—	—	—	—	—	250	1,080	250	500	575
TOTAL FOREIGN COUNTRIES	—	—	—	—	—	250	21,698	500	500	575
Share of Bengal	—	—	—	—	—	6,470	24,122	1,160	300	1,100
“ Bombay	—	—	—	—	—	7,420	2,946	2,809	4,227	2,802
“ Madras	—	—	—	—	—	14,224	18,474	19,515	20,127	22,008
TOTAL	—	—	—	—	—	20,914	46,681	20,478	22,274	22,275
Provisions and Oilman's stores—										
Sicco-de-mex (I. E)—	Lbs.	Lbs.	Lbs.	Lbs.	Lbs.					
Straits Settlements	73,167	21,220	24,402	20,511	14,121	27,425	4,203	7,226	2,575	1,925
Share of Madras	42,420	4,794	2,402	..	150	22,200	2,200	2,200	..	25
“ Burma	24,624	20,616	27,000	20,511	12,921	2,200	2,225	1,200	2,275	1,210
TOTAL	73,167	21,220	24,402	20,511	14,121	27,425	4,203	7,226	2,575	1,925
Butter (I. E)—	Cwts.	Cwts.	Cwts.	Cwts.	Cwts.					
Aden and Dependencies	80	27	61	122	112	6,221	2,200	2,225	12,212	11,221
Ceylon (including Maldives)	1,422	1,025	726	622	602	1,22,742	1,07,222	66,227	42,107	42,421
Straits Settlements	42	17	21	12	12	2,422	1,212	2,220	1,422	1,197
Khasiar and Pomsa	122	127	21	127	26	22,222	14,220	7,220	12,222	2,222
Tanganyika Territory	240	222	427	222	22	22,222	20,721	42,220	22,222	42,722
Anglo-Egyptian Sudan	22	27	21	122	104	12,272	12,422	2,220	12,222	11,222
Other British Possessions	22	72	72	22	22	2,412	2,272	2,220	2,222	2,722
TOTAL BRITISH EMPIRE	2,472	1,272	1,510	1,422	1,227	2,22,440	1,22,214	1,42,171	1,22,422	1,22,272
Belgium	77	112	422	7,221	11,422	22,221
Iraq	27	22	21	12	10	2,220	4,122	2,222	1,222	222
Iran	122	122	112	2	..	14,222	7,221	2,221	227	..
Portuguese East Africa	21	42	27	42	22	2,272	2,210	4,222	4,272	2,122
Italian East Africa (Somaliland and Eritrea)	2	..	72	177	222	222	..	7,222	12,240	22,240
French Somaliland	114	22	21	42	7	12,122	2,422	2,222	4,242	272
Other Foreign Countries	7	21	7	2	12	242	2,177	722	242	1,272
TOTAL FOREIGN COUNTRIES	424	222	421	412	722	22,222	22,722	22,222	41,222	22,722
Share of Bengal	2	2	..	2	..	222	172	22	222	22
“ Bombay	2,272	2,222	1,211	1,222	2,222	2,01,222	2,22,221	7,77,271	1,71,222	2,02,221
“ Sind	22
“ Madras	2	..	27	2	..	227	..	122	422
“ Burma	2	222
TOTAL	2,272	2,241	1,211	1,222	2,222	2,02,222	2,22,272	1,77,422	1,71,222	2,04,272
Cheese (I. E)—	Cwts.	Cwts.	Cwts.	Cwts.	Cwts.					
TOTAL BRITISH EMPIRE	42	21	24	22	12	2,472	2,422	1,742	2,222	1,272
TOTAL FOREIGN COUNTRIES	2	2	2	2	12	222	222	422	222	1,221

No. 11—continued

ARTICLES, AND COUNTRIES OF FINAL DESTINATION; ALSO SHARE OF EACH PROVINCE	QUANTITY					VALUE				
	1931-32	1932-33	1933-34	1934-35	1935-36	1931-32	1932-33	1933-34	1934-35	1935-36
Provisions and Oilman's Stores—continued						R	R	R	R	R
<i>Cheese (L. E.)—continued</i>	<i>Cwts.</i>	<i>Cwts.</i>	<i>Cwts.</i>	<i>Cwts.</i>	<i>Cwts.</i>					
Share of Bengal	50	34	28	29	38	2,517	2,770	2,145	2,485	2,431
“ Madras	1	35
“ Burma	4	3	485	170
TOTAL	54	34	29	29	41	4,002	2,770	2,180	2,485	2,601
Confectionery (L. E.)—	<i>Cwts.</i>	<i>Cwts.</i>	<i>Cwts.</i>	<i>Cwts.</i>	<i>Cwts.</i>					
Ceylon (excluding Maldives)	21	76	80	164	224	1,055	5,396	1,473	4,320	6,574
Kenya Colony	44	..	15	91	112	2,755	..	1,033	7,420	8,335
Other British Possessions	182	67	59	127	112	6,920	3,952	3,596	5,429	5,378
TOTAL BRITISH EMPIRE	247	143	154	382	448	10,730	9,348	6,107	17,069	20,787
TOTAL FOREIGN COUNTRIES	118	99	163	95	65	4,414	4,312	5,057	3,574	2,729
Share of Bengal	63	10	..	30	..	1,455	324	..	1,300	..
“ Bombay	144	176	26	247	441	2,512	11,976	6,997	16,307	21,021
“ Sind	24	21	139	53	36	1,859	607	2,322	1,256	902
“ Madras	75	19	32	43	26	2,372	722	1,566	1,760	1,587
TOTAL	305	243	267	477	513	15,204	13,660	11,164	20,648	23,516
Ghi (L. E.)—	<i>Cwts.</i>	<i>Cwts.</i>	<i>Cwts.</i>	<i>Cwts.</i>	<i>Cwts.</i>					
United Kingdom (including Channel Islands)	1,523	1,360	1,100	1,094	1,187	1,58,714	96,678	73,141	72,855	85,640
Aden and Dependencies	399	519	424	477	465	34,663	45,023	27,425	26,985	34,739
Maldives	28	74	35	53	2	1,905	5,550	2,600	3,437	116
Ceylon (excluding Maldives)	2,017	1,647	2,099	1,522	1,474	1,46,396	96,639	92,183	84,226	86,160
Straits Settlements	18,009	11,091	10,955	12,107	12,556	10,17,789	3,18,305	6,10,666	6,90,592	7,72,746
Federated Malay States	2,116	1,872	2,329	2,600	2,466	1,72,338	1,31,462	1,09,877	1,30,498	1,34,043
Hongkong	970	1,387	1,602	2,110	1,486	82,221	97,156	76,727	1,02,941	90,651
Union of South Africa	982	340	396	354	313	80,087	27,571	25,843	25,525	23,756
Zanzibar and Pemba	126	79	81	72	32	12,153	6,684	5,330	6,315	2,550
Kenya Colony	63	52	20	9	13	5,952	5,005	2,274	810	850
Tanganyika Territory	33	31	51	69	..	6,870	2,630	4,670	5,620	..
Mauritius and Dependencies	1,946	546	1,735	1,763	699	1,62,399	45,301	1,05,149	1,17,065	48,552
British West India Islands (excluding Bahamas)	754	347	822	471	461	57,804	20,781	39,063	25,394	21,483
British Guiana	231	125	287	338	147	23,102	6,695	9,600	16,485	8,232
Other British Possessions	76	62	88	53	65	6,696	5,325	9,635	5,110	5,215
TOTAL BRITISH EMPIRE	24,322	19,523	22,034	23,204	21,365	19,60,353	14,10,785	11,96,342	13,25,253	13,14,838
Sumatra	96	89	9	10	31	7,780	4,298	480	950	1,040
Java	740	659	472	490	454	62,116	40,948	25,560	30,179	30,732
Sum	1,072	833	804	850	915	89,389	63,317	40,576	44,950	56,163
French Indo-China	458	58	43	1	..	26,535	4,350	3,095	60	..

GENERAL EXPORTS

(636)

INDIAN MERCHANDISE

No. 11—continued

ARTICLES, AND COUNTRIES OF FINAL DESTINATION; ALSO SHARE OF EACH PROVINCE	QUANTITY					VALUE				
	1931-32	1932-33	1933-34	1934-35	1935-36	1931-32	1932-33	1933-34	1934-35	1935-36
Provisions and Oilman's stores—continued										
GAs (L. E.)—continued	<i>Cwts.</i>	<i>Cwts.</i>	<i>Cwts.</i>	<i>Cwts.</i>	<i>Cwts.</i>					
Philippines	13	49	65	55	109	900	3,339	2,720	2,120	6,234
China (exclusive of Hongkong and Macao)	185	171	343	347	676	14,951	11,152	29,408	13,723	44,793
Japan	62	75	92	152	159	5,646	6,415	6,804	10,222	10,197
Egypt	59	123	59	120	48	7,430	10,080	3,950	8,250	2,229
Portuguese East Africa	234	178	276	133	235	27,906	20,776	23,506	17,522	21,142
Other Foreign Countries	57	59	25	39	39	3,239	5,366	1,592	5,756	3,098
TOTAL FOREIGN COUNTRIES	2,972	2,314	2,364	2,222	2,065	2,56,901	1,79,543	1,34,735	1,28,743	1,77,211
Share of Bengal	17,433	14,394	17,641	19,376	13,327	14,46,521	10,89,913	9,21,405	10,64,649	12,27,214
" Bombay	2,739	2,162	2,229	2,119	2,197	2,30,125	2,02,941	1,77,979	1,77,374	1,74,399
" Sind	793	166	129	247	145	6,725	11,164	19,829	22,222	9,194
" Madras	6,913	4,578	4,253	3,775	3,247	4,93,202	2,97,222	2,20,519	2,08,730	1,71,211
" Burma	8	24	6	19	4	665	2,929	425	719	162
TOTAL	27,204	21,837	24,418	24,526	24,080	22,26,714	16,90,229	13,21,077	14,64,001	14,92,074
Lard (L. E.)	<i>Cwts.</i>	<i>Cwts.</i>	<i>Cwts.</i>	<i>Cwts.</i>	<i>Cwts.</i>					
"	16	159	..
Share of Burma	16	164	..
Pickles, Chutnies and Condiments (L. E.)—	<i>Cwts.</i>	<i>Cwts.</i>	<i>Cwts.</i>	<i>Cwts.</i>	<i>Cwts.</i>					
United Kingdom (including Channel Islands)	16,843	16,665	17,530	14,839	12,322	4,06,390	5,10,834	4,65,421	3,69,699	2,78,017
Ceylon (excluding Maldives)	379	319	297	372	302	12,222	8,559	8,144	8,217	8,941
Straits Settlements	694	586	655	641	711	25,298	2,948	19,290	16,178	16,095
Federated Malay States	120	127	74	110	179	4,102	625	2,294	2,140	4,048
Hongkong	422	454	333	265	470	20,412	20,426	13,404	11,177	12,294
Union of South Africa	92	38	162	32	70	7,265	7,022	6,822	3,447	2,169
Kenya Colony	196	227	245	179	272	9,916	10,205	9,229	10,970	12,065
Mauritius and Dependencies	..	452	27,170
Canada—										
<i>Via Atlantic Coast</i>	32	47	57	106	117	3,122	2,445	1,996	2,500	2,299
" Pacific "	209	159	111	131	251	9,410	6,220	8,278	8,716	6,649
Commonwealth of Australia	1,242	2,055	1,622	966	20	69,705	1,18,698	1,14,127	54,262	793
New Zealand	226	180	161	177	164	12,269	8,262	7,327	7,061	4,222
Other British Possessions	210	234	296	173	216	9,181	10,617	9,875	6,224	7,145
TOTAL BRITISH EMPIRE	20,726	21,614	21,827	18,227	15,154	6,81,416	7,66,451	6,81,398	4,08,501	5,00,068
Iraq	1,071	1,422	1,618	1,358	2,373	21,778	25,938	27,322	25,078	21,004
Java	191	340	201	220	194	7,866	14,768	7,076	7,390	6,067
Philippines	171	115	98	39	108	10,205	4,227	2,112	2,093	2,229
China (exclusive of Hong- kong and Macao)	246	520	524	568	384	18,266	15,840	22,215	21,089	14,217
Japan	263	254	122	99	199	11,717	9,927	5,471	2,846	2,217

ARTICLES, AND COUNTRIES OF FINAL DESTINATION; ALSO SHARE OF EACH PROVINCE	QUANTITY					VALUE				
	1931-32	1932-33	1933-34	1934-35	1935-36	1931-32	1932-33	1933-34	1934-35	1935-36
	Cwts.	Cwts.	Cwts.	Cwts.	Cwts.	₹	₹	₹	₹	₹
Provisions and Oilman's stores—continued										
<i>Pickles, chutnies, and condiments (I. E)—continued</i>										
United States of America—										
<i>Via Atlantic Coast</i>	341	257	1,700	1,666	1,789	9,251	7,810	50,854	66,122	61,187
<i>" Pacific "</i>	231	189	352	146	256	9,284	3,305	13,102	5,229	3,066
Other Foreign Countries	244	484	307	281	333	14,220	16,648	10,739	8,494	9,740
TOTAL FOREIGN COUNTRIES	2,850	3,531	4,927	4,423	5,444	97,679	1,03,501	1,41,642	1,38,821	1,35,806
<i>Share of Bengal</i>	6,765	7,353	7,779	7,413	8,437	8,83,107	3,26,535	2,55,240	2,13,254	2,20,247
<i>" Bombay</i>	13,183	11,330	13,735	11,865	11,853	2,57,563	2,53,480	3,05,411	2,73,373	2,66,632
<i>" Sind</i>	30	30	18	13	39	357	363	192	304	693
<i>" Madras</i>	4,533	5,432	4,932	3,553	314	2,33,379	2,20,103	2,62,104	1,49,653	7,391
<i>" Burma</i>	13	5	..	13	6	784	371	33	733	349
TOTAL	23,576	25,143	30,514	22,659	20,693	7,70,095	8,69,952	8,23,040	6,37,222	4,95,867
Other sorts of Provisions (I. E)—	Cwts.	Cwts.	Cwts.	Cwts.	Cwts.					
United Kingdom (including Channel Islands)	1,373	657	45	2,034	3,609	83,236	39,776	35,135	72,368	1,55,932
Bahrain Islands	111	73	104	240	98	3,233	1,897	2,517	5,074	1,537
Ceylon (including Maldives)	11,350	12,918	10,406	4,395	2,046	2,53,693	2,62,501	2,02,400	93,336	35,361
Straits Settlements	1,696	1,921	1,792	3,097	2,364	64,554	62,305	60,347	37,621	53,067
Federated Malay States	319	123	243	301	193	10,254	4,567	10,344	8,310	4,312
Hongkong	237	105	76	74	52	16,591	4,665	3,316	1,523	1,233
Union of South Africa	62	61	202	136	274	2,133	1,349	4,322	4,306	5,261
Zanzibar and Pemba	329	394	207	203	35	9,542	11,600	4,233	4,763	1,915
Kenya Colony	593	439	519	533	559	17,743	15,973	20,725	20,705	24,049
Tanganyika Territory	327	393	110	141	109	9,092	3,899	2,103	4,657	3,237
British West India Islands	1	2	363	30	125	9,137
British Guiana	413	419	339	602	641	32,025	17,745	3,634	10,747	13,633
Commonwealth of Australia	131	135	229	314	1,521	5,423	6,533	6,733	44,755	32,669
New Zealand	46	14	137	93	30	3,371	1,115	4,761	6,323	3,367
Fiji Islands	569	1,364	962	235	229	14,451	37,343	19,926	5,033	5,126
Other British Possessions	274	237	310	405	423	10,392	7,454	7,374	11,331	10,336
TOTAL BRITISH EMPIRE	17,615	19,233	16,537	13,660	12,710	5,21,403	4,33,727	3,04,620	3,63,690	4,12,379
France	34	19	23	..	453	1,130	749	1,644	..	5,243
Mascat Territory and Trucial Oman	263	367	667	436	403	5,400	4,355	7,539	5,200	6,732
Other Native States in Arabia	135	433	325	434	331	5,424	10,627	7,450	11,397	6,635
Iraq	557	733	310	1,276	1,169	20,025	21,345	19,621	23,749	22,324
Iran	423	115	31	32	45	10,534	2,150	1,322	1,690	2,349
China (exclusive of Hongkong and Macao)	153	36	46	59	112	6,005	3,136	1,311	2,914	5,604
Japan	77	112	195	136	240	2,919	5,022	6,301	7,213	3,265
Egypt	297	196	211	197	161	7,690	5,325	2,610	2,535	2,915
Portuguese East Africa	120	96	91	150	204	5,132	4,447	3,236	7,332	7,133
Italian East Africa (Somaliland and Britrea)	261	319	343	433	479	3,333	4,132	5,193	7,210	6,633
United States of America— <i>Via Atlantic Coast</i>	23	13	19	251	131	1,793	369	3,269	17,030	1,943
<i>" Pacific "</i>	15	5	2	1	30	415	50	152	50	797
Other Foreign Countries	249	194	137	327	160	7,379	7,162	4,763	7,394	4,535
TOTAL FOREIGN COUNTRIES	2,566	13,693	2,964	3,337	4,072	73,679	70,439	64,901	99,139	30,053

GENERAL EXPORTS

INDIAN MERCHANDISE

(638)

No. 11—continued

ARTICLES, AND COUNTRIES OF FINAL DESTINATION; ALSO SHARE OF EACH PROVINCE	QUANTITY					VALUE				
	1931-32	1932-33	1933-34	1934-35	1935-36	1931-32	1932-33	1933-34	1934-35	1935-36
						₹	₹	₹	₹	₹
Provisions and Oilman's stores—continued										
<i>Other sorts of Provisions— (I. E)—continued</i>	Cwts.	Cwts.	Cwts.	Cwts.	Cwts.					
Share of Bengal	2,609	2,613	2,360	2,127	2,376	1,06,402	75,277	63,290	34,643	42,000
" Bombay	4,380	4,409	4,300	6,169	6,233	1,82,032	1,44,786	1,35,028	1,51,157	1,20,111
" Sind	322	321	325	666	527	6,203	4,469	9,220	7,551	7,700
" Madras	12,549	14,341	11,379	2,814	7,664	2,96,623	2,17,326	2,55,963	2,62,161	2,92,121
" Burma	311	92	67	20	222	2,856	4,860	5,111	1,457	4,274
TOTAL	20,181	21,936	19,501	17,547	16,782	5,90,692	5,54,146	4,59,481	4,87,879	4,92,420
Total value of Provisions and Oilman's stores—										
United Kingdom (including Channel Islands)	—	—	—	—	—	7,42,445	6,67,226	6,29,502	5,15,325	5,17,900
Aden and Dependencies	—	—	—	—	—	80,067	80,625	61,401	55,068	54,202
Bahrain Islands	—	—	—	—	—	6,500	2,168	2,467	7,871	4,800
Maldives	—	—	—	—	—	2,051	2,702	2,798	4,100	2,720
Ceylon (including Maldives)	—	—	—	—	—	5,54,144	4,81,006	2,71,797	2,45,758	1,84,737
Straits Settlements	—	—	—	—	—	11,25,108	9,10,622	7,01,702	5,08,947	5,46,625
Federated Malay States	—	—	—	—	—	1,89,654	1,40,664	1,22,205	1,42,282	1,44,908
Hongkong	—	—	—	—	—	1,18,250	1,22,427	94,111	2,16,746	1,95,215
Union of South Africa	—	—	—	—	—	90,175	26,617	29,128	22,422	22,170
Kanbar and Pamba	—	—	—	—	—	47,156	22,943	12,448	26,268	14,000
Kenya Colony	—	—	—	—	—	40,045	22,412	25,051	42,250	47,120
Tanganyika Territory	—	—	—	—	—	85,167	52,640	52,208	49,791	56,205
Anglo-Egyptian Sudan	—	—	—	—	—	10,160	12,149	14,022	15,127	14,220
Mauritius and Dependencies	—	—	—	—	—	1,65,206	82,064	1,06,906	1,17,269	48,972
Seychelles	—	—	—	—	—	6,220	2,715	6,750	6,422	5,674
Canada—										
Vid Atlantic Coast	—	—	—	—	—	2,122	2,420	1,996	2,500	2,200
" Pacific	—	—	—	—	—	9,410	6,220	2,278	4,057	7,424
British West India Islands (including Bahamas)	—	—	—	—	—	57,204	20,721	29,242	24,019	20,670
British Guiana	—	—	—	—	—	45,127	27,204	16,226	27,222	22,122
Commonwealth of Australia	—	—	—	—	—	75,122	1,25,221	1,20,910	90,144	28,454
New Zealand	—	—	—	—	—	10,622	9,477	12,192	12,929	7,650
Fiji Islands	—	—	—	—	—	14,920	20,222	21,722	5,522	5,521
Other British Possessions	—	—	—	—	—	1,200	1,220	6,470	2,520	2,270
TOTAL BRITISH EMPIRE	—	—	—	—	—	24,76,799	22,66,220	24,27,122	22,65,242	22,46,722
Belgium	—	—	—	—	—	1,120	2,000	2,007	12,422	20,622
France	—	—	—	—	—	2,040	2,772	2,269	1,507	6,120
Mascat Territory and Trucial Oman	—	—	—	—	—	7,124	6,224	9,008	6,721	6,621
Other Native States in Arabia	—	—	—	—	—	7,924	24,169	11,760	12,942	11,127
Iraq	—	—	—	—	—	49,222	51,066	49,922	55,020	64,272
Iran	—	—	—	—	—	25,204	10,222	2,721	5,542	2,470
Sumatra	—	—	—	—	—	10,022	6,207	1,622	2,277	2,542
Java	—	—	—	—	—	71,207	6,568	25,422	22,922	22,042
Siam	—	—	—	—	—	92,601	67,220	41,722	46,022	28,020

No. 11—continued

ARTICLES, AND COUNTRIES OF FINAL DESTINATION; ALSO SHARE OF EACH PROVINCE	QUANTITY					VALUE				
	1931-32	1932-33	1933-34	1934-35	1935-36	1931-32	1932-33	1933-34	1934-35	1935-36
						₹	₹	₹	₹	₹
Provisions and Oilman's stores—concluded										
<i>Total value of Provisions and Oilman's Stores—continued</i>										
French Indo-China . . .	—	—	—	—	—	35,520	5,064	3,546	285	..
Philippines	—	—	—	—	—	11,175	8,028	6,188	4,311	8,703
China (exclusive of Hongkong and Macao)	—	—	—	—	—	35,119	31,438	54,293	42,841	65,846
Japan	—	—	—	—	—	20,313	21,434	10,176	20,361	22,229
Egypt	—	—	—	—	—	17,418	19,950	7,845	11,340	8,023
Portuguese East Africa . . .	—	—	—	—	—	88,299	31,515	31,717	30,120	31,352
Italian East Africa (Somali- land and Eritrea)	—	—	—	—	—	4,538	9,002	12,833	26,371	34,243
French Somaliland	—	—	—	—	—	18,825	9,766	6,386	4,518	570
United States of America— <i>Vid Atlantic Coast</i>	—	—	—	—	—	11,156	6,729	51,501	33,232	63,180
<i>" Pacific "</i>	—	—	—	—	—	9,699	8,475	13,344	5,279	8,363
Other Foreign Countries . . .	—	—	—	—	—	10,449	9,516	7,723	9,564	3,729
TOTAL FOREIGN COUNTRIES	—	—	—	—	—	4,75,928	3,93,864	3,85,095	4,21,588	4,67,067
<i>Share of Bengal</i>	—	—	—	—	—	13,45,723	14,78,656	12,32,345	13,16,685	14,03,193
<i>" Bombay</i>	—	—	—	—	—	10,30,508	8,53,932	8,08,756	8,20,917	8,04,332
<i>" Sind</i>	—	—	—	—	—	14,315	16,543	33,503	33,199	13,604
<i>" Madras</i>	—	—	—	—	—	10,60,892	3,92,521	7,46,235	6,20,478	4,30,803
<i>" Burma</i>	—	—	—	—	—	13,430	10,332	7,494	5,641	7,066
TOTAL	—	—	—	—	—	39,54,727	32,62,034	23,12,233	27,86,930	27,12,800
Rubber—	Lbs.	Lbs.	Lbs.	Lbs.	Lbs.					
Raw (H. J)—										
United Kingdom (including Channel Islands)	7,315,201	1,226,671	3,333,818	11,593,591	10,392,489	26,35,140	1,92,100	7,60,478	33,61,523	32,11,609
Ceylon (excluding Maldives)	1,827,733	890,571	2,041,634	2,048,793	5,423,570	7,39,112	2,50,924	10,02,950	8,53,471	17,56,431
Straits Settlements	5,030,537	4,533,155	7,432,694	6,939,101	7,716,251	8,11,391	3,99,346	8,93,760	17,25,323	19,65,262
TOTAL BRITISH EMPIRE	14,173,571	6,655,397	13,768,145	31,323,485	24,037,910	42,35,643	8,42,570	26,57,188	59,40,317	69,33,302
Poland (including Danzig)	70,050	21,891
Germany	324,300	67,209	353,331	104,323	1,937,939	71,794	8,400	62,193	20,643	5,12,436
Netherlands	106,392	45,526	44,896	11,332	..
Belgium	73,929	56,005	7,392	19,601	..
France	33,600	300,170	..	444,708	..	14,000	36,346	..	1,16,775
Italy (including Finme)	64,980	1,103,379	2,436,737	8,181	3,13,233	7,43,515
Czechoslovakia	1,434,512	4,71,100
China (exclusive of Hong- kong and Macao)	244,740	33,300	30,593	11,200
Japan	122,200	147,723	150,104	25,000	..	14,967	13,361	18,344	6,399	..
United States of America— <i>Vid Atlantic Coast</i>	239,680	..	1,303,314	1,193,511	212,230	1,04,720	..	2,32,639	2,77,069	61,161
TOTAL FOREIGN COUNTRIES	931,420	248,523	2,442,711	2,523,249	6,609,373	2,32,074	36,761	4,60,493	6,43,247	19,33,073
<i>Share of Bengal</i>	33,330	23,193
<i>" Madras</i>	6,352,104	1,055,536	5,333,572	11,597,334	17,963,793	29,37,063	3,24,433	13,95,370	37,43,397	56,07,572
<i>" Burma</i>	3,852,337	3,343,337	10,367,335	12,159,050	12,601,110	14,70,661	5,53,353	13,13,311	23,45,637	31,73,316
TOTAL	15,104,991	8,903,923	16,205,857	23,736,734	30,647,733	44,57,717	8,78,331	31,17,631	65,89,064	83,71,330
Manufactures (III. N)—										
United Kingdom (including Channel Islands)	—	—	—	—	—	6,253	..
Ceylon (excluding Maldives)	—	—	—	—	—	4,047	431	338	41,435	2,325
Other British Possessions . .	—	—	—	—	—	2,216	..	562	75	..
TOTAL BRITISH EMPIRE	—	—	—	—	—	6,263	431	936	47,813	2,325
TOTAL FOREIGN COUNTRIES	—	—	—	—	—	..	510	392	2	300

GENERAL EXPORTS

INDIAN MERCHANDISE

(640)

No. 11—continued

ARTICLES AND COUNTRIES OF FINAL DESTINATION; ALSO SHARE OF EACH PROVINCE	QUANTITY					VALUE				
	1931-32	1932-33	1933-34	1934-35	1935-36	1931-32	1932-33	1933-34	1934-35	1935-36
Rubber—continued						R	R	R	R	R
Manufactures (III. N)—continued										
Share of Bengal . . .	—	—	—	—	—	2,136	..	126	300	300
“ Madras . . .	—	—	—	—	—	6,900	379	263	47,515	2,235
“ Burma . . .	—	—	—	—	—	67	662	664
TOTAL	—	—	—	—	—	6,963	941	1,053	47,815	2,535
Salt (I. D)—	Tons	Tons	Tons	Tons	Tons					
TOTAL BRITISH EMPIRE	7	10	15	11	12	2,029	1,752	2,352	1,729	2,211
TOTAL FOREIGN COUNTRIES	1	3	1	94	55	95	255	204
Share of Bengal . . .	7	6	15	16	13	1,975	1,663	2,423	1,226	2,007
“ Bombay . . .	1	1	124	123	5	210	3
“ Sind	5	10	302	..	22	..
“ Burma	2	..
TOTAL	8	10	15	14	13	2,117	1,907	2,447	2,078	2,415
Seeds—										
Oil seeds—										
Essential—										
Ajwan (II. K)—	Tons	Tons	Tons	Tons	Tons					
Aden and Dependencies . . .	15	15	16	13	24	2,305	4,012	5,261	2,972	3,261
Ceylon (including Maldives)	19	17	16	21	19	2,705	2,808	2,805	6,220	4,250
Straits Settlements . . .	61	59	65	27	24	17,200	11,698	14,202	7,592	10,225
Other British Possessions . . .	7	7	5	11	11	2,200	2,544	2,270	4,413	2,265
TOTAL BRITISH EMPIRE	102	78	102	72	58	24,510	21,062	24,538	21,197	20,001
TOTAL FOREIGN COUNTRIES	22	17	9	10	11	7,979	2,264	2,660	2,080	2,263
Share of Bengal	20	71
“ Bombay . . .	126	95	114	53	59	44,220	21,215	22,550	24,277	22,200
TOTAL	128	95	114	62	69	44,240	21,286	22,550	24,277	22,200
Ajwan (II. K)—	Tons	Tons	Tons	Tons	Tons					
United Kingdom (including Channel Islands)	126	45	55	26,072	6,518	6,725
Other British Possessions . . .	9	17	..	5	9	4,141	4,224	484	1,000	1,500
TOTAL BRITISH EMPIRE	9	17	126	50	64	4,141	4,224	26,556	6,518	11,225
TOTAL FOREIGN COUNTRIES	2	27	29	1	4	622	2,270	6,758	202	475
Share of Bengal . . .	1	27	7	5	4	1,103	4,212	1,922	1,202	211
“ Bombay . . .	10	7	127	45	48	3,570	2,277	21,222	2,602	10,273
“ Madras	1	12	..	100	..
TOTAL	11	44	164	51	56	4,773	6,501	28,278	9,810	11,700

No. 11—continued

ARTICLES, AND COUNTRIES OF FINAL DESTINATION; ALSO SHARE OF EACH PROVINCE	QUANTITY					VALUE				
	1931-32	1932-33	1933-34	1934-35	1935-36	1931-32	1932-33	1933-34	1934-35	1935-36
	Tons	Tons	Tons	Tons	Tons	R	R	R	R	R
Seeds—continued										
Oil seeds—continued										
Essential—continued										
Alseod (II. K)—										
Ceylon (excluding Maldives)	..	42	1	7	26	..	6,550	450	1,200	4,276
Other British Possessions	83	58	37	15	1	4,502	7,496	4,311	4,770	1,207
TOTAL BRITISH EMPIRE	83	100	38	22	27	4,502	14,055	4,761	5,970	5,483
TOTAL FOREIGN COUNTRIES	2	6	4	3	1	307	932	600	986	206
Share of Bengal	35	106	41	25	28	4,059	14,826	4,981	6,064	5,779
" Bombay	163	190
" Burma	1	450
TOTAL	35	106	42	25	28	4,059	14,987	5,021	6,064	5,779
Coriander (II. K)—										
United Kingdom (including Channel Islands)	30	2	2	5,166	760	250	100	238
Aden and Dependencies	17	20	16	14	25	6,850	6,308	5,517	4,467	7,363
Ceylon (excluding Maldives)	533	1,168	1,539	1,238	1,800	1,14,680	1,52,135	1,93,224	1,44,037	2,30,980
Straits Settlements	759	872	1,264	1,309	1,573	1,61,022	1,62,226	2,16,389	1,74,652	2,56,912
Federated Malay States	11	91	92	87	85	2,490	13,051	10,647	11,368	10,747
Union of South Africa	63	107	104	98	101	29,981	33,438	27,705	25,723	25,039
Zanzibar and Pemba	12	15	14	12	16	6,422	7,216	6,074	5,003	6,431
Kenya Colony	42	43	53	46	60	23,567	21,815	21,252	17,036	19,164
Tanganyika Territory	11	13	10	13	16	6,312	7,035	4,711	4,945	4,495
Mauritius and Dependencies	90	78	104	156	93	17,339	12,663	13,803	13,936	10,235
Commonwealth of Australia	36	25	58	49	24	7,314	4,179	9,313	7,476	3,695
Other British Possessions	12	17	42	18	37	4,154	4,872	6,676	4,536	5,669
TOTAL BRITISH EMPIRE	1,606	2,455	3,296	3,120	3,897	3,85,697	4,25,698	5,15,566	4,14,284	5,79,916
Netherlands	300	59,985
Germany	50	7,027
France	47	9,375
Native States in Arabia other than Maskat Territory and Trucial Oman	13	13	14	13	13	4,265	3,706	4,007	5,220	5,935
Java	8	58	22	89	121	860	7,358	2,757	10,592	15,400
Portuguese East Africa	17	19	17	21	17	8,691	5,969	5,055	5,233	3,933
Other Foreign Countries	14	26	18	25	39	7,091	7,627	6,922	9,439	12,144
TOTAL FOREIGN COUNTRIES	144	116	371	153	195	37,300	24,862	78,728	39,543	37,417
Share of Bengal	602	789	1,337	2,323	2,121	1,02,346	1,23,183	1,56,938	2,57,075	2,75,938
" Bombay	619	403	1,080	317	656	2,26,076	1,51,716	2,33,131	1,04,701	1,85,540
" Sind	..	1	1	1	1	919	631	485	697	739
" Madras	396	391	375	466	973	68,113	1,11,599	1,14,412	67,073	1,17,545
" Burma	133	597	404	186	341	25,552	63,090	39,955	20,079	37,473
TOTAL	1,760	2,571	3,667	3,273	4,092	4,23,006	4,50,569	5,94,292	4,44,827	6,17,335

GENERAL EXPORTS

(642)

INDIAN MERCHANDISE

No. 11—continued

ARTICLES, AND COUNTRIES OF FINAL DESTINATION, ALSO SHARE OF EACH PROVINCE	QUANTITY					VALUE			
	1931-32	1932-33	1933-34	1934-35	1935-36	1931-32	1932-33	1933-34	1934-35
Seeds—continued									
Oil seeds—continued									
Essential—continued									
Cumin (other than black) (II. K)—	Tons	Tons	Tons	Tons	Tons				
Aden and Dependencies	31	4	42	38	33	17,609	1,869	22,474	15,708
Ceylon (excluding Maldives).	204	7	403	682	603	1,38,068	4,235	2,78,468	2,81,800
Straits Settlements	260	137	279	202	287	1,37,219	70,816	1,20,036	1,14,806
Federated Malay States	3	4	22	3	6	886	2,020	7,660	1,343
Union of South Africa	31	27	30	32	23	21,897	19,590	16,178	19,568
Zanzibar and Pemba	19	10	18	26	24	14,566	4,865	18,045	20,227
Kenya Colony	19	14	19	24	25	12,227	2,722	24,249	19,167
Tanganyika Territory	7	3	7	8	6	7,220	2,625	5,252	6,860
Mauritius and Dependencies	11	16	16	11	22	8,408	9,167	9,027	7,307
Other British Possessions	7	5	13	11	16	6,120	2,508	7,100	6,096
TOTAL BRITISH EMPIRE	591	227	949	1,027	1,065	4,45,558	1,27,105	5,00,646	5,94,472
Market Territory and Trucial Oman	25	7	13	16	66	14,325	1,300	5,727	6,667
Other Native States in Arabia	12	5	6	5	6	4,922	2,260	2,541	2,367
Egypt	49	43	9	85	122	26,223	22,470
Portuguese East Africa	11	10	11	9	11	10,206	6,017	5,073	5,522
United States of America—									
Via Atlantic Coast	46	64	7	29,412	47,012
" Pacific "	23	91	16,237
Other Foreign Countries	22	9	10	14	10	11,999	6,861	4,123	7,607
TOTAL FOREIGN COUNTRIES	70	31	135	174	200	42,150	16,778	72,704	1,07,968
Share of Bengal	28	17	31	27	21	13,942	2,449	9,172	21,629
" Bombay	622	140	921	1,079	859	4,74,962	1,42,669	5,23,297	6,24,221
" Sind	1	79	106	222	25	279	21,249	27,112
" Madras	1	..	3	..	6	699	179	222	..
TOTAL	661	258	1,084	1,211	1,265	4,82,708	1,43,878	5,74,350	7,02,468
Cumin (black) (II. K)—	Tons	Tons	Tons	Tons	Tons				
Straits Settlements	45	30	26	24	7	10,164	4,468	4,168	2,000
Federated Malay States	1	4	4	5	14	205	2,620	1,553	2,451
Other British Possessions	12	15	27	18	13	8,148	4,204	6,779	7,761
TOTAL BRITISH EMPIRE	59	49	57	47	34	18,517	11,292	14,520	12,212
Java	20	10	11	8	2	5,914	2,455	1,246	1,678
Other Foreign Countries	2	500	786	507	452
TOTAL FOREIGN COUNTRIES	20	12	11	8	2	6,414	3,241	1,753	2,130
Share of Bengal	79	59	57	54	26	22,221	12,776	11,121	14,744
" Bombay	1	..	1	..	1,140	228	426	655
" Sind	1	7	420	2,947	..
" Madras	4	10	930	..
TOTAL	79	61	64	55	26	24,421	14,633	16,418	15,400
Yennel (II. K)—	Tons	Tons	Tons	Tons	Tons				
United Kingdom (including Channel Islands)	51	16	6,160
Aden and Dependencies	9	12	0	5	15	3,386	3,647	2,702	11,715
Bahrain Islands	13	3,380

No. 11—continued

ARTICLES, AND COUNTRIES OF FINAL DESTINATION; ALSO SHARE OF EACH PROVINCE	QUANTITY					VALUE				
	1931-32	1932-33	1933-34	1934-35	1935-36	1931-32	1932-33	1933-34	1934-35	1935-36
	Tons	Tons	Tons	Tons	Tons	₹	₹	₹	₹	₹
Seeds—continued										
Oil seeds—continued										
Essential—continued										
Fennel (H. K.)—continued										
Ceylon (including Maldives)	218	232	244	334	330	84,775	51,601	64,178	66,387	93,236
Straits Settlements	120	80	114	75	143	42,248	24,156	30,007	47,727	50,637
Federated Malay States	2	75	..	866	5,608	..
Other British Possessions	24	68	31	56	46	12,274	18,649	11,843	10,397	15,607
TOTAL BRITISH EMPIRE	384	387	397	491	557	1,48,183	99,058	1,08,820	1,26,999	1,69,524
Sweden	..	7	31	17	39	..	2,300	11,800	5,950	13,785
Germany	22	..	14	5,876	..	4,425
Italy (including Fiume)	31	2	7,058	500	..
United States of America— Via Atlantic Coast	11	..	30	10	48	5,549	..	8,675	4,368	21,551
Other Foreign Countries	21	12	13	6	45	7,292	4,467	4,850	2,924	15,571
TOTAL FOREIGN COUNTRIES	32	19	127	35	146	12,841	6,767	37,259	18,757	55,332
Share of Bengal	..	164	33	28	128	344	26,385	12,063	18,445	26,484
" Bombay	416	242	439	423	573	1,60,615	78,435	1,33,980	1,31,437	1,97,863
" Sind	20	30	..
" Madras	3	5	2	336	334	609
TOTAL	416	406	524	526	708	1,60,979	1,04,820	1,46,079	1,50,746	2,24,856
Woadseed (H. K.)—										
United Kingdom (including Channel Islands)	5	..	410	1,364	656	800	3	43,470	1,80,597	85,617
Ceylon (including Maldives)	315	310	312	392	320	1,04,424	87,189	85,098	93,801	92,076
Straits Settlements	171	131	246	163	213	60,472	40,339	68,364	57,346	65,865
Union of South Africa	35	31	36	30	25	10,366	7,850	8,065	7,381	5,254
Anglo-Egyptian Sudan	2	6	1	34	0	670	3,265	390	9,998	2,089
Other British Possessions	32	49	38	39	53	13,157	13,912	11,345	11,013	12,732
TOTAL BRITISH EMPIRE	500	527	1,043	2,021	1,281	1,89,889	1,51,558	2,16,730	3,60,131	2,64,233
Germany	18	8	50	2,700	1,230	6,215
Italy	1	60	147	5,986	..
Syria	49	7,875	..
Egypt	1	30	200	5,085	..
United States of America Via Atlantic Coast	..	10	16	16	57	..	2,010	2,400	2,868	10,925
Other Foreign Countries	21	15	18	22	26	6,611	4,520	4,624	4,560	6,199
TOTAL FOREIGN COUNTRIES	39	34	36	167	133	9,311	7,760	7,371	26,373	23,389
Share of Bengal	26	30	19	41	13	6,333	3,759	3,393	4,949	2,775
" Bombay	573	540	1,057	2,137	1,335	1,92,736	1,55,291	2,20,061	3,76,922	2,33,499
" Sind	3	13	3	67	..	743	3,743	416
" Madras	..	1	..	3	3	34	247	..	390	333
TOTAL	599	561	1,079	2,183	1,414	1,99,200	1,59,318	2,24,101	3,86,504	2,87,572
Saw or oil (H. K.)—										
United Kingdom (including Channel Islands)	380	310	410	734	403	50,775	57,431	59,512	1,07,913	75,021
Commonwealth of Australia	1	..	2	102	..	200	..	850	9,500	..
Other British Possessions	26	32	22	24	32	11,985	11,709	7,894	8,410	9,909
TOTAL BRITISH EMPIRE	387	342	434	860	525	71,260	69,140	67,756	1,25,823	84,930

GENERAL EXPORTS

(644)

INDIAN MISCELLANEOUS

No. 11—continued

ARTICLES, AND COUNTRIES OF FINAL DESTINATION; ALSO SHARE OF EACH PROVINCE	QUANTITY					VALUE				
	1931-32	1932-33	1933-34	1934-35	1935-36	1931-32	1932-33	1933-34	1934-35	1935-36
	Tons	Tons	Tons	Tons	Tons	Rs	Rs	Rs	Rs	Rs
Seeds—continued										
Oil seeds—continued										
Essential—continued										
Sawn or dill (II. K)—continued										
United States of America— Via Atlantic Coast . . .	44	50	68	56	68	7,920	7,525	12,092	11,660	14,072
" Pacific "	4	1,228
Other Foreign Countries . .	35	35	54	50	53	7,755	7,645	10,012	9,327	9,441
TOTAL FOREIGN COUNTRIES.	80	85	122	116	119	15,675	15,070	22,104	21,477	23,721
Share of Bengal . . .	7	7	2	209	..	1,200	1,094	700	9,326	..
" Bombay . . .	430	430	341	376	644	25,560	23,116	37,700	1,34,365	1,91,628
" Sind	18
TOTAL	437	427	356	974	644	26,923	24,210	39,860	1,47,300	1,94,449
Other sorts (II. K)—										
TOTAL BRITISH EMPIRE	2	22	17	4	31	1,065	7,620	5,903	622	1,721
Belgium	25	14	13	13	..	9,302	3,637	4,600	1,721
France . . .	201	9	50	20	..	62,505	2,020	10,020	5,445	..
Italian East Africa (Somaliland and Eritrea) . .	64	24,908
United States of America— Via Atlantic Coast . . .	1,025	1,244	600	164	345	4,20,545	2,76,410	1,43,925	58,004	2,46,221
" Pacific "	24	..	22	70	..	6,280	..	5,073	31,221
Other Foreign Countries . .	3	5	6	20	..	1,623	2,995	2,970	4,127	11
TOTAL FOREIGN COUNTRIES	1,233	1,317	730	264	631	5,12,306	2,97,297	1,60,802	77,540	2,83,471
Share of Bengal	1	1	175	..
" Bombay . . .	1,234	1,239	747	266	661	6,22,246	4,94,257	1,96,400	77,242	2,21,221
" Sind . . .	1	11,125
" Madras	3	70	4	347	..
" Burma	8	..
TOTAL	1,235	1,239	747	268	662	5,12,371	4,94,227	1,96,405	78,272	2,83,471
Total Seeds, Essential—										
United Kingdom (including Channel Islands) . . .	256	343	933	2,204	1,257	67,427	65,530	1,32,122	2,04,784	1,20,294
Aden and Dependencies . .	22	56	55	75	107	26,545	17,267	22,556	22,932	41,221
Bahrain Islands . . .	18	1	5	5	4	2,768	301	2,770	307	1,701
Maldives . . .	1	..	0	108	6,417	301	75	..
Ceylon (excluding Maldives). .	1,304	1,764	2,628	2,603	2,177	4,75,946	2,06,012	6,29,220	6,90,595	7,90,217
Straits Settlements . . .	1,433	1,354	2,026	1,913	2,270	4,24,027	2,27,706	6,61,963	4,11,963	5,65,265
Federated Malay States . . .	26	107	122	105	113	6,225	16,029	22,677	22,975	21,125
Hongkong . . .	23	52	22	9	12	5,906	9,744	4,520	1,340	2,265
Union of South Africa . . .	139	173	181	172	176	73,426	64,741	55,642	57,465	54,726
Zanzibar and Pemba . . .	23	29	22	42	40	25,212	15,490	24,065	29,059	27,200
Kenya Colony . . .	65	90	112	97	143	42,975	42,441	37,117	47,244	52,400
Tanganyika Territory . . .	22	20	21	22	22	10,807	12,225	12,358	14,465	12,217
Anglo-Egyptian Sudan . . .	2	6	3	34	9	670	2,265	1,620	10,301	2,221
Mauritius and Dependencies . .	110	112	122	177	125	20,009	26,191	26,454	24,919	25,221
Commonwealth of Australia . .	27	25	61	151	26	7,523	4,266	10,572	17,178	11,125
Fiji Islands . . .	17	22	23	25	44	3,826	5,745	2,421	9,398	4,671
Other British Possessions . .	3	12	5	6	13	2,125	2,968	2,256	2,690	..
TOTAL BRITISH EMPIRE	3,704	4,204	6,462	7,724	7,568	12,05,242	9,24,117	14,90,656	16,84,067	17,84,221

No. 11—continued

ARTICLES, AND COUNTRIES OF FINAL DESTINATION; ALSO SHARE OF EACH PROVINCE	QUANTITY					VALUE				
	1931-32	1932-33	1933-34	1934-35	1935-36	1931-33	1932-33	1933-34	1934-35	1935-36
Seeds—continued						R	R	R	R	R
Oil seeds—continued										
Essential—concluded										
Total Seeds, Essential— continued	Tons	Tons	Tons	Tons	Tons					
Sweden	7	31	17	39	..	2,300	11,390	5,950	18,785
Germany	76	35	35	..	64	11,713	5,512	7,308	..	10,640
Netherlands	25	29	310	10	2	4,969	2,609	61,745	2,020	437
Belgium	10	37	16	19	35	2,500	9,782	4,057	5,314	8,874
France	268	9	70	47	47	77,630	2,030	13,400	8,820	9,170
Italy (including Fiume)	32	62	6	7,215	6,900	1,875
Syria	2	2	1	51	..	2,010	480	532	9,095	175
Mascat Territory and Tru- dal Oman	40	18	30	23	30	21,421	6,507	10,296	9,799	27,606
Other Native States in Arabia	43	42	30	30	42	16,406	14,136	10,777	9,234	15,303
Java	36	33	46	106	137	10,002	13,737	5,448	15,058	19,131
Egypt	3	6	95	102	13	1,492	3,374	35,192	35,541	4,837
Portuguese East Africa	39	35	40	42	38	23,354	14,337	14,558	13,423	13,395
Italian East Africa (Somal- land and Britica)	70	7	5	13	5	23,943	3,619	3,438	7,125	2,337
United States of America— Vid Atlantic Coast	1,030	1,304	329	330	727	4,34,024	3,85,945	1,93,954	1,24,233	3,02,333
" Pacific "	24	..	45	173	10	6,330	..	21,410	90,946
Other Foreign Countries	21	36	13	26	29	10,329	10,577	6,762	7,139	10,594
TOTAL FOREIGN COUNTRIES	1,713	1,664	1,533	929	1,442	6,45,358	4,80,905	3,92,357	2,31,161	5,32,091
Share of Bengal	773	1,179	1,377	3,074	2,337	1,52,929	1,37,195	1,93,937	3,23,616	3,35,352
" Bombay	4,103	3,237	6,099	6,312	5,026	16,91,101	10,40,366	14,40,947	14,97,130	16,74,127
" Sind	1	3	31	113	393	12,231	1,471	36,763	61,535	1,48,645
" Madras	397	303	333	433	959	63,737	1,12,400	1,16,911	62,346	1,20,330
" Burma	133	497	495	166	341	35,552	63,090	40,405	20,031	37,473
TOTAL	5,417	5,363	3,045	3,053	9,005	19,50,600	14,15,022	18,33,013	18,65,252	23,16,457
Non essential—										
Castor (H. K)—	Tons	Tons	Tons	Tons	Tons					
United Kingdom (including Channel Islands)	23,237	23,732	27,092	26,330	22,409	33,33,690	33,27,507	32,67,316	30,69,317	30,59,045
Palestine	50	5,432	..
Commonwealth of Australia	1,166	963	869	1,350	1,969	1,52,339	1,13,233	92,965	1,79,401	2,63,230
New Zealand	100	13,530
Other British Possessions	1	3	6	1	45	253	1,024	433	431	5,352
TOTAL BRITISH EMPIRE	24,404	23,798	27,967	28,231	24,423	35,16,222	34,60,394	33,61,214	32,54,531	33,23,227
Estonia	50	5,000	..
Denmark	100	14,933
Poland (including Danzig)	169	100	1,134	20,326	11,960	1,65,725
Germany	925	1,562	4,472	3,273	522	1,32,047	2,19,236	5,49,756	3,70,453	73,632
Netherlands	1,375	3,240	2,379	1,52,271	3,79,733	4,03,126
Belgium	4,069	4,010	300	..	733	6,14,313	5,33,650	37,345	..	1,02,334
France	20,230	16,733	13,025	9,130	14,573	30,91,325	24,14,425	16,24,017	11,65,271	20,72,929
Spain	3,050	2,303	2,325	2,326	2,320	2,36,320	3,35,934	2,62,559	3,42,033	3,30,922
Portugal (including Azores and Madeira)	200	..	300	27,100	..	33,700
Italy (including Fiume)	12,104	6,176	7,309	5,053	6,693	17,57,453	9,00,122	9,00,243	5,70,700	9,33,575
Hungary	49	11,345
Yugoslavia (Kingdom of the Serbs, Croats and Slovenes)	100	15,000
Greece	300	369	135	130	341	37,726	49,633	17,755	22,403	46,516
Philippines	50	6,240
Japan	3,937	1,900	..	500	955	5,43,111	2,30,793	..	42,223	1,31,749

GENERAL EXPORTS

(648)

INDIAN MERCHANDISE

No. 11—continued

ARTICLES, AND COUNTRIES OF FINAL DESTINATION; ALSO SHARE OF EACH PROVINCE	QUANTITY					VALUE				
	1931-32	1932-33	1933-34	1934-35	1935-36	1931-32	1932-33	1933-34	1934-35	1935-36
	Tons	Tons	Tons	Tons	Tons	Rs	Rs	Rs	Rs	Rs
Seeds—continued										
Oil seeds—continued										
Non-essential—continued										
Castor (II. K)—continued										
Egypt	1,068	..	80	2,907	222	1,22,408	..	6,978	2,44,880	24,121
Portuguese East Africa	200	..	100	20,780	..	1,121
United States of America—										
Via Atlantic Coast	24,748	28,434	22,451	12,222	4,008	42,49,556	40,22,053	22,14,222	18,22,121	5,121
" Pacific "	1	170	..
Other Foreign Countries	15	6	12
TOTAL FOREIGN COUNTRIES	24,748	28,434	22,451	12,222	4,008	42,49,556	40,22,053	22,14,222	18,22,121	5,121
Share of Bengal	10,221	2,227	1,124	2,745	10,222	22,22,470	4,52,212	1,12,222	2,12,222	11,221
" Bombay	22,122	22,122	22,122	22,122	21,122	22,22,222	22,22,222	22,22,222	22,22,222	22,221
" Sind	22	27	22	174	222	4,222	2,222	10,122	22,222	221
" Madras	22,427	22,127	22,222	22,222	22,222	22,22,222	22,22,222	22,22,222	22,22,222	22,221
TOTAL	24,748	28,434	22,451	12,222	4,008	42,49,556	40,22,053	22,14,222	18,22,121	5,121
Copra or coconut kernel (II. K)—										
TOTAL BRITISH EMPIRE	4	1	2	12	7	2,422	1,122	2,227	2,222	21
Iran	12	22	22	42	22	2,472	11,722	7,222	12,222	21
Other Foreign Countries	5	4	4	4	11	2,222	2,222	2,222	2,222	21
TOTAL FOREIGN COUNTRIES	22	24	27	47	41	12,122	14,217	10,422	16,422	21
Share of Bengal	222	22	..
" Bombay	22	22	22	22	22	12,222	12,222	11,422	17,222	21
" Sind	1	2	2	222	722	2,222	2,222	21
" Madras	117
" Burma	1	122	..	2	22	..
TOTAL	27	25	23	50	48	14,227	16,122	12,722	20,222	21
Cotton (II. K)—										
United Kingdom (including Channel Islands)	10,745	1,522	2,221	..	22	2,22,412	22,222	1,52,222	1	21
Ceylon (excluding Maldives)	222	222	222	222	222	22,222	22,222	22,222	22,222	21
Other British Possessions	2	1	..	27	22	1,222	100	..	2,222	21
TOTAL BRITISH EMPIRE	11,227	2,122	4,221	222	222	2,22,412	22,222	1,52,222	2,222	21
Spain	222	22,122
Egypt	1,522	22,222
Other Foreign Countries	2	..	2	21	1	1,222	122	222	1,422	..
TOTAL FOREIGN COUNTRIES	2	222	1,522	21	1	1,222	22,222	22,222	1,422	..
Share of Bengal	122	21
" Bombay	10,222	1,222	4,222	22	22	2,22,222	1,22,222	2,22,222	2,222	21
" Sind	1	..	12	122	22	122	72	1,222	11,222	21
" Madras	222	722	222	222	222	22,222	22,222	22,222	22,222	21
" Burma	22	..	12	122	112	1,222	..	222	2,222	21
TOTAL	11,227	2,322	5,722	222	222	2,22,412	1,22,222	1,52,222	2,222	21

No. 11—continued

ARTICLES, AND COUNTRIES OF FINAL DESTINATION; ALSO SHARE OF EACH PROVINCE	QUANTITY					VALUE				
	1921-22	1922-23	1923-24	1924-25	1925-26	1921-22	1922-23	1923-24	1924-25	1925-26
Seeds—continued										
Oil seeds—continued										
Non-essential—continued										
Groundnuts (H. K.)—	Tons	Tons	Tons	Tons	Tons					
United Kingdom (including Channel Islands)	77,953	81,643	52,821	134,196	62,899	1,14,71,856	57,71,510	66,54,588	1,70,09,851	1,00,17,439
Palestine	90	1,083	4,947	2,050	..	20,619	1,46,973	5,75,568	2,49,188	..
Aden and Dependencies	86	83	37	35	40	11,197	11,018	9,352	9,647	10,230
Ceylon (excluding Maldives)	523	289	637	626	935	46,438	32,698	35,790	33,192	1,07,389
Straits Settlements	193	67	674	3,475	287	13,972	3,767	75,859	3,29,446	48,510
Federated Malay States	132	205	437	..	10	15,395	26,119	69,101
Union of South Africa	1,400	700	950	700	1,998	2,06,375	1,28,500	1,01,026	81,375	3,17,034
Canada— Via Atlantic Coast	4	236	702	653	40,399	1,59,823
British West India Islands (excluding Bahamas)	18	17	3	..	4	3,693	6,070	550	..	440
Commonwealth of Australia	672	916	930	73,019	1,28,051	1,49,634
Other British Possessions	10	14	39	58	41	2,228	2,628	5,413	8,832	5,439
TOTAL BRITISH EMPIRE	80,308	83,951	60,916	142,497	67,771	1,17,75,876	61,07,169	75,47,760	1,79,21,600	1,08,85,089
Poland (including Danzig)	1,550	1,36,520	..
Sweden	4,712	..	818	3,06,876	..	1,21,920
Norway	4,989	2,406	2,300	6,201	2,307	9,01,849	3,87,215	2,07,712	6,59,288	3,55,363
Denmark	4,133	1,501	6,318	5,896	410	5,47,550	2,43,910	7,76,786	5,95,508	66,520
Germany	121,751	49,129	97,249	65,116	71,268	1,76,00,394	75,80,113	1,18,17,219	72,70,260	1,12,21,414
Netherlands	147,192	87,474	100,855	114,813	95,161	2,10,55,588	1,37,61,629	1,21,78,480	1,26,60,701	1,54,27,187
Belgium	4,457	3,627	13,491	13,951	9,196	6,89,479	13,04,239	14,19,458	15,11,273	14,36,893
France	228,241	219,447	188,080	99,262	140,697	3,53,42,651	3,67,08,453	2,32,97,795	1,16,87,897	2,28,67,273
Spain	100	4	13,000	1,000
Portugal (including Azores and Madeira)	5,709	4,251	4,21,074	6,45,182
Italy (including Fiume)	30,344	23,214	72,413	54,370	17,765	1,28,52,823	44,32,219	33,89,410	59,33,246	29,95,131
Greece (including Crete)	35	10	263	325	537	9,920	2,050	49,145	56,715	1,11,114
Turkey, Asiatic	7	..	4	5	650	1,905	..	585	610	99,060
Syria	95	49	132	61	0	27,732	12,955	46,238	11,755	1,696
Other Native States in Arabia	40	33	40	32	22	10,091	3,504	7,617	6,367	4,177
Iraq	40	41	62	61	73	10,105	11,360	12,151	11,683	15,326
Egypt	592	3,026	1,916	3,299	331	1,24,927	4,33,433	3,41,415	3,89,361	43,343
French West Africa	1,909	2,96,322
Italian East Africa (Somal- land and Eritrea)	40	26	85	7,930
United States of America— Via Atlantic Coast	1,100	23	131	26	..	1,30,707	6,500	19,010
Other Foreign Countries	42	14	34	18	30	7,766	3,531	7,163	2,917	5,223
TOTAL FOREIGN COUNTRIES	591,770	399,061	485,630	369,697	344,796	3,95,92,703	6,51,14,695	5,87,63,796	4,13,62,589	5,56,25,174
Share of Bengal	3	51	4	421	3,150	700
.. Bombay	176,934	32,994	61,073	74,677	30,240	9,98,37,373	1,52,33,546	1,18,30,771	92,39,423	1,26,07,634
.. Sind	3	49	96	34	55	1,787	9,956	15,814	9,332	3,634
.. Madras	495,911	349,983	455,337	436,350	332,330	7,14,74,594	5,59,37,759	5,44,69,737	4,99,76,303	6,38,89,993
.. Burma	27	7	40	62	33	4,397	603	4,144	6,371	4,197
TOTAL	671,973	433,012	546,546	511,194	412,567	10,13,68,582	7,12,21,864	6,63,11,496	5,92,84,189	6,65,10,263
Linseed (H. K.)—										
United Kingdom (including Channel Islands)	Tons 14,133	Tons 14,270	Tons 175,425	Tons 103,734	Tons 99,144	16,46,682	16,54,833	2,01,34,771	1,28,40,984	1,20,63,395

GENERAL EXPORTS

(649)

INDIAN MERCHANDISE

No. 11—continued

ARTICLES, AND COUNTRIES OF FINAL DESTINATION; ALSO SHARE OF EACH PROVINCE	QUANTITY					VALUE				
	1931-32	1932-33	1933-34	1934-35	1935-36	1931-32	1932-33	1933-34	1934-35	1935-36
Seeds—continued										
Oil seeds—continued										
Non-essential—continued										
Linseed (H. K.)—continued	Tons	Tons	Tons	Tons	Tons					
Kenya Colony	1	2	..	40	..	152	402	45	5,474	..
Canada—										
Fid Atlantic Coast	7,141	9,22,908	..
Commonwealth of Australia	10,023	9,415	11,033	21,442	9,720	11,52,498	10,12,720	12,00,424	22,07,216	12,02,202
Fiji Islands	200	21,240
Other British Possessions	26	20	20	22	40	6,212	2,262	5,276	2,250	2,240
TOTAL BRITISH EMPIRE	24,298	22,717	122,412	122,440	99,914	22,20,078	22,70,636	2,14,90,876	1,08,70,129	1,22,21,422
Foreign Countries										
Norway	250	250	200	22,072	21,201	22,176	..
Poland (including Danzig)	100	12,500
Germany	9,244	9,480	10,316	5,421	8,418	12,04,148	12,21,502	12,25,027	7,09,400	11,07,202
Netherlands	400	200	2,924	700	220	42,017	22,148	2,22,792	27,612	49,442
Belgium	700	245	10,204	224	2,222	90,791	29,742	12,06,712	1,02,722	4,20,022
France	44,212	21,611	42,608	12,714	7,220	22,21,420	22,01,422	21,22,022	10,24,122	10,12,122
Spain	2,242	1,650	2,100	2,227	2,222	2,22,272	2,02,112	10,22,212	4,21,222	2,22,022
Portugal (including Azores and Madaira)	400	1,001	40,000	1,22,222
Italy (including Trieste)	14,612	10,272	21,020	10,112	6,002	22,72,022	12,12,022	21,22,472	12,02,022	2,22,022
Greece (including Crete)	2,100	2,220	2,204	4,224	2,472	2,42,022	2,17,001	2,22,207	2,22,010	4,22,222
Japan	6,222	120	1,404	7,42,002	17,012	1,22,422
Egypt	12,722	1,022	22	1,222	21	14,22,722	1,12,610	4,222	1,22,222	2,22
Portuguese East Africa	2	1	1	1	22	272	227	121	212	2,22
United States of America—										
Fid Atlantic Coast	200	22,021	44,702	21,022	..	24,000	1,02,61,222	24,22,722	42,22,222
" Pacific "	20	..	200	2,000	..	22,202
Other Foreign Countries	2	1	22	24	102	1,212	122
TOTAL FOREIGN COUNTRIES	22,222	42,472	120,422	122,022	64,222	1,22,20,240	64,21,122	2,42,00,222	1,22,02,612	27,02,222
Shore of Bengal	72,222	47,722	122,222	22,222	22,222	22,22,222	22,22,722	2,02,22,222	1,17,22,222	1,27,22,222
" Bombay "	44,702	22,024	124,712	1,22,212	72,222	27,42,242	22,22,022	2,42,12,222	1,27,27,222	1,27,22,222
" Madras "	2,222	11,422	7,022	2,22,222	12,22,222	12,22,222
TOTAL	120,222	72,100	272,222	222,222	164,722	1,22,11,212	21,10,722	4,27,22,222	2,02,72,722	2,20,22,222
MOWA or Mowra (H. K.)—	Tons	Tons	Tons	Tons	Tons					
TOTAL BRITISH EMPIRE	..	22	4,700	12	..	122
Belgium	242	12,272
Shore of Bombay	172	21,272	12	..	122
Mustard (H. K.)—	Tons	Tons	Tons	Tons	Tons					
United Kingdom (including Channel Islands)	10	20	20	22	22	2,042	2,202	2,222	2,222	2,222
Ceylon (excluding Maldives)	100	21	212	22	14	12,022	2,222	22,222	12,222	2,222
Straits Settlements	20	42	74	27	22	2,202	12,222	20,422	2,222	2,222
Mauritius and Dependencies	22	21	22	24	21	2,122	7,272	7,222	4,222	2,222
Other British Possessions	47	22	42	22	71	12,222	12,722	11,210	12,022	12,222
TOTAL BRITISH EMPIRE	202	212	227	240	164	42,162	42,222	62,072	44,702	22,222

No. 11—continued

ARTICLES, AND COUNTRIES OF FINAL DESTINATION; ALSO SHARE OF EACH PROVINCE	QUANTITY					VALUE				
	1931-32	1932-33	1933-34	1934-35	1935-36	1931-32	1932-33	1933-34	1934-35	1935-36
Seeds—continued						R	R	R	R	R
Oil seeds—continued										
Non-essential—continued										
Mustard (H. K.)—continued	Tons	Tons	Tons	Tons	Tons					
Germany	306	446	337	301	74	67,596	89,869	52,338	52,507	15,066
Netherlands	164	194	237	265	69	33,578	32,110	35,445	43,992	11,381
Belgium	521	801	324	274	290	97,107	1,16,396	44,822	46,940	54,631
France	1,528	1,870	1,995	1,562	1,408	3,43,810	3,20,715	3,12,503	2,78,941	2,30,114
Italy (including Fiume)	103	5	5	13,623	860	800	..
United States of America— Via Atlantic Coast	72	26	101	124	..	10,729	3,775	14,000	26,588	..
Other Foreign Countries	8	8	3	2	28	1,294	1,333	958	456	6,749
TOTAL FOREIGN COUNTRIES	2,594	3,443	3,002	2,632	1,953	5,59,516	5,57,223	4,60,364	4,45,224	3,68,541
Share of Bengal	59	61	34	42	46	9,353	8,550	7,916	5,736	7,867
.. Bombay	2,331	3,026	2,716	2,318	1,965	5,30,949	5,27,066	4,52,339	4,31,693	3,81,552
.. Sind	414	636	423	292	100	52,732	63,476	46,313	45,501	16,571
.. Madras	98	52	193	51	6	11,519	6,957	23,245	7,019	960
.. Burma	16	..	22	26	5
TOTAL	2,802	3,655	3,339	2,778	2,117	6,07,669	6,06,091	5,29,840	4,89,993	4,06,955
Niger (H. K.)—	Tons	Tons	Tons	Tons	Tons					
United Kingdom (including Channel Islands)	336	377	331	244	334	42,032	45,113	35,380	20,084	36,455
Canada— Via Atlantic Coast	1	2	39	210	312	8,045
Other British Possessions	3	5	3	9	3	490	1,110	533	1,331	640
TOTAL BRITISH EMPIRE	338	383	335	255	376	42,572	46,225	36,120	21,727	45,140
Germany	331	1,400	1,265	330	336	99,027	1,81,459	1,25,993	63,141	94,061
Netherlands	178	200	269	140	180	23,435	27,441	29,068	11,824	20,065
Belgium	154	178	254	197	313	21,743	25,380	25,223	10,421	33,034
France	5	5	15	20	95	658	757	2,000	2,003	11,361
Italy (including Fiume)	1	12	147	..
United States of America— Via Atlantic Coast	42	87	59	145	182	7,022	17,330	9,288	20,871	28,356
.. Pacific	14	2,955
Other Foreign Countries	50	..	3	4,976	..	440
TOTAL FOREIGN COUNTRIES	1,210	1,930	1,912	1,334	1,623	1,50,885	2,52,863	1,97,744	1,17,407	1,97,572
Share of Bengal	1	1	3	..	50	140	130	581	40
.. Bombay	343	475	243	173	346	54,302	32,918	36,175	24,374	54,393
.. Madras	1,300	1,337	1,898	1,413	1,553	1,39,015	2,16,030	1,98,059	1,15,079	1,37,730
TOTAL	1,548	2,318	2,247	1,589	1,999	1,93,457	2,99,088	2,34,364	1,40,534	2,42,712
Poppy (H. K.)—	Tons	Tons	Tons	Tons	Tons					
United Kingdom (including Channel Islands)	5	44	1,085	6,585	..	23
Ceylon (excluding Maldives)	18	19	16	14	9	6,836	6,468	4,857	3,857	2,420
Straits Settlements	68	50	77	39	20	23,114	14,193	21,665	5,346	6,524
Other British Possessions	17	9	8	12	9	5,447	4,178	4,200	3,445	3,359
TOTAL BRITISH EMPIRE	102	83	145	65	38	35,397	25,924	37,373	13,148	12,331
Denmark	172	143	38,162	25,381
Germany	1	204	95	270	36,392	10,050
Netherlands	1	125	30	270	32,231	15,910
France	104	75	403	16,575	16,312	79,620

GENERAL EXPORTS

(650)

INDIAN MERCHANDISE

No. 11—continued

ARTICLES, AND COUNTRIES OF FINAL DESTINATION; & ALSO SHARE OF EACH PROVINCE	QUANTITY					VALUE				
	1931-32	1932-33	1933-34	1934-35	1935-36	1931-32	1932-33	1933-34	1934-35	1935-36
Seeds—continued						Rs	Rs	Rs	Rs	Rs
Oil seeds—continued										
Non-essential—continued										
Poppy (H. K.)—continued	Tons	Tons	Tons	Tons	Tons	9,500
Japan	65
United States of America—										
Via Atlantic Coast . . .	16	30	30	30	..	2,925	5,200	4,800	4,400	..
Other Foreign Countries . .	3	3	2	..	1	1,073	1,460	649	333	732
TOTAL FOREIGN COUNTRIES . .	19	63	67	30	1	4,000	6,660	5,449	4,733	732
Share of Bengal	15	19	67	10	1	3,391	4,922	10,571	1,307	1,011
" Bombay	213	673	793	64	26	43,609	1,61,799	1,66,323	16,997	11,091
" Sind	38	1	2	15	..	16,319	173	661
TOTAL	128	692	563	75	30	51,515	1,65,731	1,82,973	17,233	13,064
Rape (H. K.)—										
United Kingdom (including Channel Islands)	14,443	10,660	10,716	12,171	2,046	19,02,370	13,91,413	20,63,170	13,72,311	3,27,394
Ceylon (excluding Maldives).	303	410	323	313	91	1,13,990	1,03,430	62,467	70,621	23,376
Straits Settlements	105	71	75	60	86	26,620	20,234	21,174	20,320	23,723
Mauritius and Dependencies.	3	3	3	12	22	2,953	1,697	750	2,366	3,673
Commonwealth of Australia	69	15	..	10,104	2,193	..
Other British Possessions	25	17	11	31	10	7,208	5,513	2,893	6,317	2,134
TOTAL BRITISH EMPIRE	15,013	11,163	11,138	12,606	2,257	20,73,082	15,27,333	21,73,364	14,74,169	2,47,223
Norway	300	300	1,200	..	300	1,04,000	96,024	1,27,361	..	23,000
Germany	4,036	9,058	9,779	4,194	6,700	5,25,134	12,23,432	10,90,563	4,54,979	6,04,000
Netherlands	3,732	11,560	14,531	6,945	2,459	11,32,067	15,02,799	16,15,766	7,90,272	3,24,030
Belgium	1,230	2,525	4,348	2,404	950	1,25,230	2,24,793	4,91,623	2,90,213	1,23,000
France	5,613	3,305	11,073	5,133	3,274	7,21,600	10,41,446	12,51,379	6,01,432	4,24,233
Spain	100	250	1,074	310	633	11,000	32,970	1,19,244	93,719	39,403
Italy (including Trieste)	15,033	70,497	9,672	3,433	156	25,64,033	91,09,753	10,65,071	3,40,352	22,433
Japan	100	100	14,110	13,062
United States of America—										
Via Atlantic Coast	173	375	1,755	1,142	4,237	24,247	35,500	1,95,303	1,44,313	5,67,213
" Pacific "	14	2	2,627	430
Other Foreign Countries	1	..	4	1	1	340	97	636	317	497
TOTAL FOREIGN COUNTRIES	23,256	108,360	53,485	24,336	10,764	52,61,666	1,23,45,767	59,68,065	27,65,104	21,31,537
Share of Bengal	171	103	7	16	4	22,392	14,122	943	2,373	763
" Bombay	365	3,014	1,390	695	674	3,17,900	4,31,351	2,71,433	1,27,971	1,91,413
" Sind	32,797	111,374	71,766	26,143	12,495	79,50,190	1,43,68,439	78,89,032	40,33,933	24,76,714
" Madras	35	55	301	30	40	4,710	7,333	31,969	9,394	5,374
TOTAL	33,368	114,546	73,463	36,934	10,021	78,36,092	1,58,78,105	81,43,430	42,80,273	25,78,763
Sesamum (oil or linseed) (H. K.)—										
Palestine	86	201	10	4	..	13,456	20,184	1,330	300
Aden and Dependencies	213	38	243	491	46	39,393	9,020	54,687	1,07,317	9,133
Ceylon (excluding Maldives).	317	416	302	630	198	78,561	94,224	1,62,561	1,19,919	33,731
Straits Settlements	339	451	605	32	41	71,701	77,132	55,823	7,616	12,703
Hongkong	126	20	14	25,573	4,076	1,053
Other British Possessions	11	31	50	30	35	3,135	2,914	7,335	3,400	7,920
TOTAL BRITISH EMPIRE	1,011	1,042	1,913	1,233	320	2,38,323	2,10,312	3,10,093	2,44,660	64,397

No. 11—continued

ARTICLES, AND COUNTRIES OF FINAL DESTINATION, ALSO SHARE OF EACH PROVINCE	QUANTITY					VALUE				
	1931-32	1932-33	1933-34	1934-35	1935-36	1931-32	1932-33	1933-34	1934-35	1935-36
Seeds—continued										
Oil seeds—continued										
Non-essential—continued										
Peasum (H or J)(III) (II. K)										
	Tons	Tons	Tons	Tons	Tons	R	R	R	R	R
Germany	900	200	385	110	..	1,58,990	36,000	55,080	14,480	..
Netherlands	775	600	1,20,985	1,17,000
Belgium	400	3	1	64,984	70	..	675	195
France	90	183	167	62	..	13,500	31,251	23,464	9,540	..
Portugal (including Azores and Madeira)	200	33,000
Italy (including Finme)	3,401	4,593	3,454	788	5	6,19,212	7,76,704	11,12,056	95,189	1,254
Greece (including Crete)	20	..	168	9	..	3,644	..	22,300	1,230
Syria	5	118	224	16	90	400	22,145	49,149	2,580	16,590
Masrat Territory and Trucial Oman	11	14	10	11	64	2,151	4,335	4,091	2,342	17,764
Other Native States in Arabia	729	443	697	1,007	341	2,12,402	1,30,544	1,66,987	2,21,692	57,923
Japan	117	1	..	20,520	192	..
Egypt	160	2,768	3,273	568	330	44,330	5,36,524	4,68,184	77,962	52,190
Italian East Africa (Somal- land and Eritrea)	7	56	80	1,510	14,175	20,312	..
United States of America—										
V of Atlantic Coast	1,127	105	54	89	65	1,56,904	23,069	12,210	23,927	24,127
" Pacific "	3,596	..	5	64	10	6,60,287	..	1,920	10,038	4,072
Other Foreign Countries	1	81	21	355	7,805	1,413	65	46
TOTAL FOREIGN COUNTRIES	11,311	9,230	13,346	2,962	971	20,71,380	17,39,101	19,08,719	5,08,214	2,05,406
Share of Bengal	600	65	11	3	..	98,214	10,575	1,370	1,556	65
" Bombay	11,138	5,321	11,289	3,719	1,116	20,91,556	16,76,302	21,98,515	6,73,007	2,36,574
" Sind	514	72	303	349	45	1,07,728	15,595	48,357	63,801	10,754
" Madras	10	56	14	99	113	1,345	9,003	1,337	14,813	18,002
" Burma	60	308	646	70	20	10,365	41,441	59,233	9,647	4,408
TOTAL	12,322	10,322	16,261	4,245	1,300	23,09,703	19,49,913	22,19,412	7,52,894	2,89,693
To: (II. K)—	Tons	Tons	Tons	Tons	Tons					
Straits Settlements	10	4	27,362	10,800
Federated Malay States	3	10,473	3,705
Kenya Colony	15	9	..	6	0	77,667	47,708	..	31,500	29,053
Tanganyika Territory	3	4	6	11,453	12,403	33,250
Other British Possessions	1,030	..	750
TOTAL BRITISH EMPIRE	31	17	..	6	12	1,27,985	73,701	750	31,500	67,303
U. S. S. E.—										
Southern	320	3,57,775
Pacific Ports (in Asia)	58	68,250
Sumatra	13	2	32,354	5,064
Java	27	43	59,481	41,125
Egypt	169	1,76,085
Portuguese East Africa	6	2	16,100	4,780	..	50	..
Other Foreign Countries	1	1	5,113	2,999
TOTAL FOREIGN COUNTRIES	600	48	7,10,658	53,918	..	50	..
Share of Bengal	609	53	7,36,240	65,213	750	50	..
" Bombay	13	13	..	6	13	33,333	60,196	..	31,500	67,303
" Madras	4	13,520	2,305
TOTAL	631	63	..	6	12	8,38,643	1,27,619	750	31,550	67,303

GENERAL EXPORTS

(652)

INDIAN MERCHANDISE

No. 11—continued

ARTICLES, AND COUNTRIES OF FINAL DESTINATION; ALSO SHARE OF EACH PROVINCE	QUANTITY					VALUE				
	1931-32	1932-33	1933-34	1934-35	1935-36	1931-32	1932-33	1933-34	1934-35	1935-36
	Tons	Tons	Tons	Tons	Tons	Rs	Rs	Rs	Rs	Rs
Seeds—continued										
Oil seeds—continued										
Non-essential—continued										
Other sorts (II. K)—										
United Kingdom (including Channel Islands)	190	276	166	147	90	20,985	27,840	23,131	20,460	11,518
Other British Possessions	12	22	43	6	9	4,226	4,535	6,050	2,456	2,404
TOTAL BRITISH EMPIRE	202	298	209	153	105	25,211	32,375	29,181	22,916	13,922
Germany	..	176	1,780	22	2	647	25,627	1,94,669	2,421	421
Netherlands	2,258	232	4,202	181	5	1,99,220	30,907	5,12,908	20,920	463
Belgium	398	215	557	252	209	26,298	21,229	61,441	23,630	73,777
France	138	75	..	24	..	29,732	9,400	..	2,445	..
Spain	44	4	5	123	74	6,470	400	600	14,313	7,468
Portuguese East Africa	..	49	..	44	..	244	4,214	42	5,356	60
United States of America— Via Atlantic Coast	..	1	1,142	4	1	..	420	1,71,334	1,179	150
.. Pacific	4	100	..	810	4	..
Other Foreign Countries	9	2	9	9	6	2,068	1,381	2,166	2,270	1,473
TOTAL FOREIGN COUNTRIES	2,847	904	7,999	774	397	2,75,963	1,01,385	9,45,90	73,245	88,815
Share of Bengal	..	49	22	124	4,714	2,661
.. Bombay	2,042	1,122	7,222	212	291	2,22,227	1,22,297	9,22,266	1,00,216	1,01,226
.. Sind	12	65
.. Madras	7	39	22	9	4	7,222	1,247	6,156	2,265	1,111
.. Burma	..	1	21	..	4	200	160	3,793	..	411
TOTAL	3,049	1,202	7,998	927	1,002	3,01,164	1,27,012	9,74,671	1,02,761	102,946
Total Seeds, non-essential—										
United Kingdom (including Channel Islands)	Tons	Tons	Tons	Tons	Tons					
Palestine	141,027	81,523	279,946	276,961	177,504	1,82,70,129	1,22,12,202	3,22,99,759	2,42,40,127	2,54,82,485
Aden and Dependencies	90	1,169	5,145	2,115	4	2,649	1,65,429	6,01,752	2,52,775	800
Bahrain Islands	237	77	223	665	110	78,297	21,018	65,736	1,22,502	21,227
Ceylon (excluding Maldives)	14	14	22	22	27	4,122	3,422	5,422	7,122	8,714
Swata Settlements	2,222	1,007	2,622	2,224	1,922	3,22,021	3,10,772	2,4,224	2,70,207	2,12,224
Federated Malay States	750	698	1,546	2,642	422	1,21,654	1,46,951	1,92,627	2,71,021	1,09,240
Hongkong	18	22	162	242	422	12,159	7,674	20,222	21,204	77,215
Union of South Africa	120	22	17	0	10	20,000	6,521	1,522	1,177	1,166
Kanya Colony	1,422	724	921	721	2,016	2,12,155	1,22,520	1,09,611	90,222	2,24,922
Tanganyika Territory	22	22	2	22	17	21,277	54,622	2,507	29,722	22,222
Mauritius and Dependencies	6	5	2	1	2	12,222	12,212	261	707	29,922
Canada— Via Atlantic Coast	42	22	67	21	21	12,706	12,414	12,924	12,422	16,214
British West India Islands (excluding Bahamas)	..	15	5	7,294	714	..	4,000	260	9,71,427	1,62,212
Commonwealth of Australia	27	22	7	6	12	5,297	6,229	1,270	691	1,977
New Zealand	11,275	10,222	12,502	24,229	12,622	12,12,166	11,27,602	15,27,412	22,02,152	10,99,012
Fiji Islands	..	100	1	2	..	20	14,120	170	220	40
Other British Possessions	200	21,222	20	40	120	490
Other British Possessions	15	12	29	40	20	4,659	6,422	6,622	2,422	6,712
TOTAL BRITISH EMPIRE	157,561	96,902	204,290	212,422	196,122	2,12,12,416	1,42,59,497	2,42,92,705	2,94,45,268	2,92,12,290

No. 11—continued

ARTICLES, AND COUNTRIES OF FINAL DESTINATION; ALSO SHARE OF EACH PROVINCE	QUANTITY					VALUE				
	1931-32	1932-33	1933-34	1934-35	1935-36	1931-32	1932-33	1933-34	1934-35	1935-36
	Tons	Tons	Tons	Tons	Tons	Rs	Rs	Rs	Rs	Rs
Seeds—continued										
Oil seeds—concluded										
Non-essential—concluded										
Total Seeds, non-essential—continued										
Union of Socialist Soviet Republics—										
Southern	328	3,57,775
Pacific Ports (in Asia)	58	63,250
Zetonia	50	600	..	5,000	..
Sweden	4,712	..	820	3,96,875	..	1,22,310
Norway	5,789	3,546	3,750	6,401	2,507	10,05,849	5,11,812	4,16,274	6,82,404	3,58,363
Denmark	4,133	1,673	6,961	5,896	512	5,47,550	2,82,072	8,02,167	5,96,606	81,788
Poland (including Danzig)	249	1,650	1,188	82,828	1,46,480	1,66,817
Germany	138,584	70,705	125,673	79,277	85,812	1,09,43,255	1,07,03,739	1,52,37,289	89,38,662	1,31,13,997
Netherlands	159,720	100,635	125,538	126,284	101,137	2,26,09,489	1,56,96,316	1,50,63,655	1,39,95,054	1,62,46,247
Belgium	12,009	16,048	29,478	18,205	15,849	17,79,337	25,39,148	83,47,632	20,00,946	23,20,237
France	295,212	263,859	257,361	129,017	167,722	4,50,26,953	4,31,33,791	3,17,14,740	1,54,36,597	2,66,81,574
Spain	6,143	4,907	12,504	7,331	6,119	3,50,987	6,53,592	14,35,613	8,82,862	8,11,552
Portugal (including Azores and Madaira)	300	300	4,109	5,552	..	38,000	27,160	4,61,074	3,19,696
Italy (including Fiume)	123,506	120,164	120,124	73,768	81,315	2,01,69,578	1,73,46,114	1,46,72,371	82,93,973	48,43,178
Hungary	49	11,845
Yugoslavia (Kingdom of the Serbs, Croats and Slovenes)	100	15,000
Greece (including Crete)	3,435	3,379	6,657	5,307	4,366	3,90,627	3,72,383	7,67,083	6,65,333	6,19,097
Turkey, Asiatic	7	..	8	5	659	1,905	..	1,135	610	99,060
Syria	100	167	406	79	105	29,192	42,100	65,387	14,720	18,316
Iraq	53	72	85	105	112	38,392	23,392	19,645	24,450	25,664
Market Territory and Trusts of Oman	20	20	47	43	93	5,337	9,230	10,935	9,206	24,420
Other Native States in Arabia	776	478	737	1,053	370	2,25,188	1,40,919	1,75,527	2,30,330	94,098
Sumatra	13	2	1	32,854	5,084	150
Java	30	43	1	59,840	41,336	70	344	389
Philippines	50	6,240	65
Japan	10,463	2,150	1,459	507	955	13,24,142	3,17,769	1,73,041	42,920	1,31,754
Egypt	14,773	6,817	6,781	7,588	935	19,27,892	11,32,173	8,02,740	9,01,317	1,44,036
French West Africa	1,909	3,96,322
Portuguese East Africa	13	53	202	46	151	18,675	10,528	22,010	6,628	21,705
Italian East Africa (Somali land and Eritrea)	7	56	60	75	26	1,615	14,175	20,351	14,625
United States of America—										
Via Atlantic Coast	26,176	29,138	111,653	80,234	39,793	50,51,508	42,03,347	1,43,05,747	1,03,77,731	54,35,835
" Pacific "	3,645	..	609	79	23	6,96,447	..	71,235	19,939	7,447
Other Foreign Countries	51	41	82	3	12	14,468	18,280	6,218	753	2,670
TOTAL FOREIGN COUNTRIES	824,901	629,590	811,422	547,117	467,421	12,35,90,602	9,72,37,059	9,93,42,606	6,37,56,245	7,24,19,501
Share of Bengal	37,430	50,353	1,89,913	105,480	132,396	1,07,40,539	57,33,453	2,09,50,366	1,26,22,470	1,19,73,427
" Bombay	309,695	177,395	3,41,691	238,311	192,029	4,94,29,144	2,95,90,189	4,44,42,374	3,08,16,496	2,81,73,376
" Sind	53,768	118,068	72,301	27,196	19,193	72,57,399	1,49,83,095	80,31,761	42,33,943	25,65,891
" Madras	531,349	385,350	6,10,633	484,413	359,327	7,64,59,698	6,12,94,740	6,11,53,406	5,57,03,219	5,79,04,979
" Burma	120	316	719	252	136	16,438	45,134	67,555	20,936	15,113
TOTAL	932,362	726,482	1,116,813	865,552	6,63,546	14,39,03,018	11,15,86,556	13,48,45,462	10,32,02,113	10,06,32,791

GENERAL EXPORTS

(654)

INDIAN MERCHANDISE

No. 11—continued

ARTICLES, AND COUNTRIES OF FINAL DESTINATION; ALSO SHARE OF EACH PROVINCE	QUANTITY					VALUE				
	1931-32	1932-33	1933-34	1934-35	1935-36	1931-32	1932-33	1933-34	1934-35	1935-36
	Tons	Tons	Tons	Tons	Tons	R	R	R	R	R
Seeds—continued										
Other than oil seeds (if K)—										
United Kingdom (including Channel Islands)	5	22	31	35	36	1,506	7,401	8,658	28,511	5,246
Ceylon (including Maldives)	16	11	10	12	6	7,446	8,934	3,153	3,973	2,482
Straits Settlements	5	1	—	28	12	1,047	320	150	2,408	1,516
Canada— Vid Atlantic Coast	1	18	2,800	13,194
" Pacific "	1	120
Other British Possessions	11	3	4	4	5	3,768	2,435	2,415	2,005	2,650
TOTAL BRITISH EMPIRE	37	47	45	130	80	12,877	14,099	14,403	39,781	25,616
France	22	193	172	227	237	7,450	41,345	41,195	68,063	82,443
United States of America— Vid Atlantic Coast	..	11	88	68	305	116	4,199	27,019	1,22,809	1,73,196
" Pacific "	3	1	64	298	3,500	54,510
Other Foreign Countries	23	35	20	18	11	7,723	7,254	4,199	8,212	4,317
TOTAL FOREIGN COUNTRIES	58	239	280	314	657	15,500	52,798	72,413	2,02,684	2,29,971
Share of Bengal	13	2	3	31	16	3,341	1,471	2,250	6,923	2,151
" Bombay	39	34	223	112	225	12,473	12,923	26,121	1,56,665	2,11,217
" Sind	31	193	299	391	164	8,996	43,174	47,487	79,331	34,263
" Madras	11	2	4	1,523	2,164	222	6	1,223
" Burma	1	23	60	193	43	79	263
TOTAL	85	238	325	444	787	29,407	66,997	86,818	2,42,466	2,55,587
Total Seeds—										
United Kingdom (including Channel Islands)	141,388	81,903	280,030	279,250	173,797	1,90,39,148	1,22,85,734	3,25,34,576	2,46,73,392	2,54,73,301
Palestine	90	1,169	5,150	2,115	4	20,729	1,63,529	6,06,152	2,56,915	80
Aden and Dependencies	374	126	269	643	213	1,17,000	39,965	1,05,237	1,53,429	64,36
Bahrain Islands	33	15	23	23	41	12,633	3,741	3,203	7,935	10,354
Ceylon (including Maldives)	3,548	3,802	5,300	5,019	5,118	8,22,413	6,20,723	9,80,721	9,82,974	9,64,941
Maldives	1	..	9	1	..	198	6,417	201	319	284
Straits Settlements	2,191	2,053	3,372	5,539	2,764	6,69,733	4,73,073	6,90,710	7,87,337	6,76,441
Federated Malay States	44	120	300	353	593	19,375	25,753	43,304	54,184	99,123
Hongkong	166	37	49	9	22	32,936	16,400	6,105	3,017	4,000
Union of South Africa	1,563	697	1,163	903	2,202	2,03,851	2,00,271	1,56,640	1,47,806	2,73,370
Zanzibar and Pemba	35	31	33	43	52	27,193	17,911	25,245	30,169	23,488
Kenya Colony	115	127	126	149	160	1,30,613	93,243	60,739	67,214	91,538
Tanganyika Territory	23	31	23	23	37	29,760	27,493	13,219	15,193	51,754
Anglo-Egyptian Sudan	2	6	3	34	9	670	2,365	1,645	10,956	2,230
Mauritius and Dependencies	153	165	200	259	223	45,995	23,330	39,552	33,505	42,994
Canada— Vid Atlantic Coast	..	15	5	7,395	762	..	4,000	300	9,74,227	1,82,007
" Pacific "	1	..	1	360	..	530
British West India Islands (including Bahamas)	23	27	3	3	23	5,492	7,501	1,542	1,639	3,305
Commonwealth of Australia	11,312	10,407	13,563	24,330	12,653	13,26,764	11,42,159	15,38,015	29,25,336	17,01,392
New Zealand	..	107	1	2	..	114	14,303	240	537	70
Fiji Islands	217	23	33	35	44	30,673	3,65	3,471	9,523	11,643
Other British Possessions	15	23	31	41	30	4,830	6,425	5,943	3,939	7,364
TOTAL BRITISH EMPIRE	141,392	101,163	310,397	326,230	203,768	2,20,31,533	1,63,07,727	3,09,07,826	4,11,69,746	3,00,23,373

ARTICLES, AND COUNTRIES OF FINAL DESTINATION; ALSO SHARE OF EACH PROVINCE	QUANTITY					VALUE				
	1931-32	1932-33	1933-34	1934-35	1935-36	1931-32	1932-33	1933-34	1934-35	1935-36
	Tons	Tons	Tons	Tons	Tons	Rs	Rs	Rs	Rs	Rs
Seeds—concluded										
Total Seeds—continued										
U. S. S. R.—										
Southern	326	8,57,775
Pacific Ports (In Asia)	58	63,250
Estonia	50	5,000	..
Sweden	4,712	7	851	17	39	3,06,875	2,300	1,33,700	5,950	13,785
Norway	5,789	3,546	3,750	6,401	2,511	10,05,849	5,11,312	4,16,274	6,82,464	3,84,627
Denmark	4,133	1,673	6,961	5,298	512	5,49,113	2,82,092	3,02,167	5,06,506	31,788
Poland (including Danzig)	269	1,650	1,188	32,826	1,48,480	1,66,817
Germany	133,660	70,752	135,728	79,281	85,870	1,99,54,968	1,07,16,416	1,52,46,447	89,40,098	1,31,26,122
Netherlands	159,745	100,664	125,843	1,26,294	101,139	2,26,14,475	1,56,98,924	1,51,25,400	1,39,97,074	1,62,46,733
Belgium	12,019	16,985	29,494	13,224	15,884	17,82,387	25,49,010	33,52,589	20,06,230	23,29,126
France	295,513	268,561	257,603	129,291	168,056	4,51,71,938	4,31,77,166	3,17,69,341	1,55,13,480	2,67,83,192
Spain	6,143	4,907	12,504	7,332	6,110	8,50,967	6,53,592	14,35,818	8,83,262	3,11,552
Portugal (including Azores and Madeira)	300	200	4,109	5,552	..	36,000	27,160	4,61,074	3,19,696
Italy (including Fiume)	123,506	120,164	120,156	73,831	31,321	2,01,69,578	1,73,46,114	1,46,80,086	83,01,278	48,45,318
Hungary	49	11,845
Yugoslavia (Kingdom of the Serbs, Croats and Slovenes)	100	15,000
Greece (including Crete)	3,435	3,379	6,657	5,308	4,366	3,90,827	3,72,383	7,67,083	6,65,618	6,19,147
Turkey, Asiatic	7	..	8	5	650	1,905	..	1,135	610	99,060
Syria	102	170	407	131	105	31,292	42,675	95,989	23,975	18,511
Iraq	60	74	88	112	116	19,704	24,117	20,227	26,078	26,826
Mascat Territory and Trucial Oman	61	44	77	66	173	27,643	15,932	21,479	19,085	52,177
Other Native States in Arabia	322	521	761	1,033	413	3,42,901	1,55,547	1,86,492	2,40,124	1,09,619
Sumatra	13	2	1	32,354	5,179	159
Java	64	126	46	107	139	69,877	54,112	5,568	15,679	19,680
Siam	12	16	12	3	3	6,657	6,632	3,790	341	1,503
Philippines	50	1	6,260	704	40	87
Japan	10,470	2,104	1,472	516	959	13,26,551	3,20,343	1,78,792	44,285	1,32,633
Egypt	14,773	6,326	6,376	7,693	999	19,29,371	11,36,413	3,38,337	9,37,555	1,49,504
French West Africa	1,909	15	2,96,322
Portuguese East Africa	57	88	243	88	139	43,029	24,915	36,638	20,046	35,100
Italian East Africa (Somaliland and Britton)	70	14	61	93	80	28,974	5,369	17,643	27,476	17,012
United States of America—										
V4 Atlantic Coast	37,256	30,473	112,570	80,632	40,320	54,35,643	46,93,491	1,45,31,750	1,06,25,773	59,16,964
" Pacific "	3,643	24	609	125	208	6,66,753	6,880	71,235	43,849	1,52,903
Other Foreign Countries	58	53	37	17	31	13,244	17,096	3,861	8,639	10,454
TOTAL FOREIGN COUNTRIES	326,570	631,433	813,235	543,360	469,220	12,32,51,550	9,77,80,762	9,93,07,466	6,42,40,000	7,32,81,563
Share of Bengal	33,319	52,034	191,493	102,135	94,769	1,05,96,799	69,32,124	2,11,62,203	1,29,52,174	1,23,12,360
" Bombay	313,342	189,766	316,912	243,535	197,580	5,11,35,717	3,06,60,918	4,59,69,452	3,32,70,291	3,01,62,320
" Sind	53,800	113,369	73,089	37,315	19,564	72,76,436	1,50,67,650	31,15,891	43,76,158	27,43,599
" Madras	631,767	336,654	511,671	434,896	360,320	7,65,33,033	6,13,30,304	6,12,39,640	5,67,71,070	5,80,26,707
" Burma	264	913	1,124	413	555	42,050	1,03,379	1,03,003	31,145	53,549
TOTAL	937,372	732,636	1,124,132	874,049	673,288	14,58,33,035	11,30,63,475	13,66,16,291	10,54,09,636	10,33,04,335

GENERAL EXPORTS

(656)

INDIAN MERCHANDISE

No. 11—continued

ARTICLES, AND COUNTRIES OF FINAL DESTINATION; ALSO SHARE OF EACH PROVINCE	QUANTITY					VALUE				
	1931-32	1932-33	1933-34	1934-35	1935-36	1931-32	1932-33	1933-34	1934-35	1935-36
						₹	₹	₹	₹	₹
Shells and Jewries—										
<i>Cerivies (II. 3)—</i>	<i>Cwts.</i>	<i>Cwts.</i>	<i>Cwts.</i>	<i>Cwts.</i>	<i>Cwts.</i>					
United Kingdom (including Channel Islands)	179	9,540
Other British Possessions	52	0	11	7	48	907	60	335	60	1,000
TOTAL BRITISH EMPIRE	231	0	11	7	48	10,447	60	335	60	1,000
TOTAL FOREIGN COUNTRIES	69	12	14	11	25	2,840	225	250	225	700
<i>Share of Bengal</i>	<i>22</i>	<i>15</i>	<i>25</i>	<i>11</i>	<i>60</i>	<i>1,240</i>	<i>235</i>	<i>635</i>	<i>325</i>	<i>1,000</i>
" <i>Bombay</i>	<i>..</i>	<i>5</i>	<i>..</i>	<i>7</i>	<i>12</i>	<i>..</i>	<i>50</i>	<i>..</i>	<i>60</i>	<i>100</i>
" <i>Madras</i>	<i>11</i>	<i>..</i>	<i>..</i>	<i>..</i>	<i>..</i>	<i>67</i>	<i>..</i>	<i>..</i>	<i>..</i>	<i>..</i>
" <i>Burma</i>	<i>261</i>	<i>..</i>	<i>..</i>	<i>..</i>	<i>..</i>	<i>11,000</i>	<i>..</i>	<i>..</i>	<i>..</i>	<i>..</i>
TOTAL	300	21	25	18	73	12,287	245	635	7	265
<i>Shells (chanks, sankhii, large ornamental shells, cowries, mother of pearl shells, and oyster shells) (II. 3)—</i>	<i>Cwts.</i>	<i>Cwts.</i>	<i>Cwts.</i>	<i>Cwts.</i>	<i>Cwts.</i>					
United Kingdom (including Channel Islands)	2,123	2,332	2,600	2,024	1,644	86,992	90,812	74,080	87,720	41,600
Straits Settlements	564	374	798	734	243	8,665	3,555	12,791	13,080	1,700
Other British Possessions	8	20
TOTAL BRITISH EMPIRE	2,700	2,706	3,398	2,758	1,887	95,677	1,00,367	86,871	100,800	43,300
TOTAL FOREIGN COUNTRIES	99	72	11	2,436	1,662	345
<i>Share of Bengal</i>	<i>23</i>	<i>..</i>	<i>1</i>	<i>23</i>	<i>..</i>	<i>900</i>	<i>..</i>	<i>20</i>	<i>360</i>	<i>..</i>
" <i>Bombay</i>	<i>..</i>	<i>14</i>	<i>..</i>	<i>..</i>	<i>..</i>	<i>..</i>	<i>760</i>	<i>..</i>	<i>..</i>	<i>..</i>
" <i>Sind</i>	<i>..</i>	<i>..</i>	<i>..</i>	<i>..</i>	<i>..</i>	<i>..</i>	<i>10</i>	<i>..</i>	<i>..</i>	<i>..</i>
" <i>Madras</i>	<i>3</i>	<i>3</i>	<i>..</i>	<i>..</i>	<i>..</i>	<i>20</i>	<i>60</i>	<i>..</i>	<i>..</i>	<i>..</i>
" <i>Burma</i>	<i>2,774</i>	<i>2,311</i>	<i>2,688</i>	<i>2,735</i>	<i>1,892</i>	<i>89,248</i>	<i>1,01,310</i>	<i>87,180</i>	<i>100,400</i>	<i>41,700</i>
TOTAL	2,799	2,328	2,689	2,758	1,892	1,00,108	1,02,030	87,216	100,800	42,700
<i>Figulose-shell (including nakhi or nakh) (II. 3)—</i>	<i>Lbs.</i>	<i>Lbs.</i>	<i>Lbs.</i>	<i>Lbs.</i>	<i>Lbs.</i>					
TOTAL BRITISH EMPIRE	..	1,478	1,266	200	270	..	2,500	435	975	1,600
TOTAL FOREIGN COUNTRIES	..	21	25	..	210
<i>Share of Bengal</i>	<i>..</i>	<i>8</i>	<i>1,248</i>	<i>..</i>	<i>27</i>	<i>..</i>	<i>800</i>	<i>301</i>	<i>..</i>	<i>..</i>
" <i>Bombay</i>	<i>..</i>	<i>1,465</i>	<i>24</i>	<i>200</i>	<i>277</i>	<i>..</i>	<i>2,060</i>	<i>234</i>	<i>975</i>	<i>1,600</i>
" <i>Burma</i>	<i>..</i>	<i>21</i>	<i>..</i>	<i>..</i>	<i>..</i>	<i>..</i>	<i>310</i>	<i>..</i>	<i>..</i>	<i>..</i>
TOTAL	..	1,494	1,266	200	304	..	2,710	425	975	1,600
<i>Total of shells and Jewries</i>	<i>—</i>	<i>—</i>	<i>—</i>	<i>—</i>	<i>—</i>	1,12,450	1,03,025	89,286	100,800	46,700
Soap (III. 1)—	<i>Cwts.</i>	<i>Cwts.</i>	<i>Cwts.</i>	<i>Cwts.</i>	<i>Cwts.</i>					
Ceylon (including Maldives)	195	154	247	460	579	9,220	6,307	10,484	18,916	28,020
Straits Settlements	20	41	77	95	207	475	1,940	5,528	4,922	10,121
Federated Malay States	5	4	18	32	106	386	266	845	2,304	7,509
Kenya Colony	56	139	38	34	81	4,170	6,510	1,780	2,482	5,344
Mauritius and Dependencies	185	147	385	279	8	4,258	2,295	8,357	3,952	2,200
Other British Possessions	358	185	107	306	127	10,843	8,290	4,245	7,814	5,007
TOTAL BRITISH EMPIRE	814	670	802	1,206	1,108	29,801	25,547	31,154	38,800	56,641

No. 11—continued

ARTICLES, AND COUNTRIES OF FINAL DESTINATION; ALSO SHARE OF EACH PROVINCE	QUANTITY					VALUE				
	1931-32	1932-33	1933-34	1934-35	1935-36	1931-32	1932-33	1933-34	1934-35	1935-36
	Cwts.	Cwts.	Cwts.	Cwts.	Cwts.	₹	₹	₹	₹	₹
Soap (III. U)—continued										
Iraq	12,164	13,711	14,442	16,584	20,380	2,05,218	2,14,529	1,93,529	2,16,451	2,48,570
Other Foreign Countries	320	258	227	232	375	5,306	4,583	4,011	5,886	5,679
TOTAL FOREIGN COUNTRIES	12,484	13,969	14,669	16,816	20,755	2,10,524	2,19,127	2,02,540	2,21,837	2,54,258
Share of Bengal	182	46	231	143	447	4,058	2,478	3,567	3,327	22,343
" Bombay	12,323	13,998	14,708	16,303	20,693	2,15,853	2,26,876	2,03,028	2,34,677	2,62,234
" Sind	424	249	101	164	162	6,542	4,406	1,407	1,933	1,785
" Madras	369	346	491	402	651	13,432	11,914	15,692	16,290	24,740
TOTAL	13,298	14,639	15,531	17,022	21,953	2,30,885	2,44,674	2,33,694	2,61,727	3,11,101
Specimens illustrative of Natural Science (II. 2)—										
United Kingdom (including Channel Islands)	—	—	—	—	—	15,912	26,797	12,555	15,868	31,812
Other British Possessions	—	—	—	—	—	3,162	927	2,100	437	1,268
TOTAL BRITISH EMPIRE	—	—	—	—	—	19,074	27,724	14,655	16,305	33,080
United States of America—										
Via Atlantic Coast	—	—	—	—	—	4,396	27,315	9,915	730	5,316
" Pacific "	—	—	—	—	—	395	—	—	100	340
Other Foreign Countries	—	—	—	—	—	3,039	3,897	4,357	2,326	3,214
TOTAL FOREIGN COUNTRIES	—	—	—	—	—	7,830	31,712	14,272	3,156	8,870
Share of Bengal	—	—	—	—	—	5,652	4,028	3,566	2,775	7,942
" Bombay	—	—	—	—	—	12,676	26,316	7,220	13,238	19,095
" Sind	—	—	—	—	—	1,333	14,530	12,789	486	6,796
" Madras	—	—	—	—	—	3,637	2,468	2,292	1,565	4,810
" Burma	—	—	—	—	—	3,006	11,596	3,660	1,457	3,307
TOTAL	—	—	—	—	—	26,004	59,436	28,927	19,461	41,950
Spices—										
 Nuts (I. F)—										
Aden and Dependencies	300	388	868	231	310	10,167	12,331	10,083	6,734	7,665
Union of South Africa	1,043	1,574	1,609	1,761	1,738	34,841	31,136	74,349	78,647	55,727
Kenya Colony	518	498	663	605	880	24,343	19,582	25,095	24,209	31,001
Tanganyika Territory	86	64	67	61	76	5,415	2,935	2,245	2,562	2,915
Fiji Islands	174	243	208	238	236	3,593	5,159	3,227	3,464	4,145
Other British Possessions	119	137	181	153	167	5,454	5,849	6,613	6,882	7,226
TOTAL BRITISH EMPIRE	2,245	2,904	3,086	3,159	3,407	83,813	1,26,992	1,22,512	1,22,498	1,08,679
Portuguese East Africa	257	213	214	226	270	14,201	12,470	10,720	11,333	14,147
Other Foreign Countries	183	162	112	134	123	4,738	7,252	3,627	4,204	4,667
TOTAL FOREIGN COUNTRIES	300	375	326	360	393	10,079	19,722	14,347	15,537	18,714
Share of Bengal	322	345	326	338	322	4,595	3,457	5,361	5,224	4,511
" Bombay	1,647	1,700	1,641	1,463	1,341	72,700	76,357	64,703	59,914	71,850
" Sind	2	8	9	10	4	54	210	172	140	91
" Madras	864	1,326	1,436	1,659	1,638	25,453	61,631	66,894	72,257	50,941
" Burma	—	—	—	—	—	—	19	39	—	—
TOTAL	2,605	3,279	3,412	3,510	3,805	1,02,892	1,46,714	1,36,859	1,38,035	1,27,993

GENERAL EXPORTS

(658)

INDIAN MERCHANDISE

No. 11—continued

ARTICLES AND COUNTRIES OF FINAL DESTINATION; ALSO SHARE OF EACH PROVINCE	QUANTITY					VALUE				
	1931-32	1932-33	1933-34	1934-35	1935-36	1931-32	1932-33	1933-34	1934-35	1935-36
Spices—continued										
<i>Cardamoms (I. P.)—</i>	<i>Cwts.</i>	<i>Cwts.</i>	<i>Cwts.</i>	<i>Cwts.</i>	<i>Cwts.</i>	<i>Rs.</i>	<i>Rs.</i>	<i>Rs.</i>	<i>Rs.</i>	<i>Rs.</i>
United Kingdom (including Channel Islands)	780	900	1,608	1,530	835	1,62,438	1,76,404	2,01,714	2,21,268	1,27
Palestine	104	152	91	71	108	14,170	22,178	10,445	10,400	11
Aden and Dependencies	182	227	235	108	208	22,730	21,872	22,492	14,515	22
Bahrain Islands	267	668	481	224	301	40,960	57,718	57,084	59,725	1,21
Ceylon (excluding Maldives)	36	7	24	22	11	9,025	250	2,472	1,226	
Straits Settlements	117	65	106	104	129	14,781	9,791	11,575	11,727	11
Union of South Africa	58	22	92	57	70	9,931	2,622	6,222	4,222	
Namibia and Pomba	26	17	41	23	29	4,470	2,210	7,410	4,975	
Kenya Colony	29	24	51	42	97	4,905	7,420	9,560	6,740	11
Anglo-Egyptian Sudan	27	96	117	92	127	5,115	12,729	16,725	11,000	11
Other British Possessions	20	24	23	10	24	2,922	2,819	4,179	1,804	1
TOTAL BRITISH EMPIRE	1,655	2,217	2,922	2,123	2,521	2,96,268	2,20,222	4,21,420	5,47,202	42
U. S. S. R.—										
Northern	12	21	24	6	..	2,024	4,242	5,400	1,500	..
Finland	144	191	301	19,214	26,026	42
Sweden	1,719	1,927	2,248	2,204	2,280	2,72,649	4,02,642	6,27,424	5,02,222	2,22
Norway	152	254	217	420	279	22,229	44,020	40,022	69,222	24
Denmark	207	206	757	272	642	42,224	47,472	1,24,272	62,222	1,11
Germany	255	1,242	1,524	1,296	1,175	1,12,267	2,27,772	2,22,296	1,21,222	1,22
Netherlands	22	122	149	69	21	24,227	26,222	26,724	2,122	1
France	7	216	10	1,124	11,215	2
Turkey, Asiatic	21	49	2,100	4
Syria	57	27	2	9	14	7,220	6,100	250	1,700	2
Mascat Territory and Trucial Oman	29	42	52	46	20	7,220	2,217	10,240	7,222	22
Other Native States in Arabia	572	252	204	712	240	1,02,021	1,42,227	1,20,200	1,22,241	1,21
Iraq	24	112	122	69	97	7,214	12,224	21,702	9,272	14
Iran	120	112	122	142	122	14,214	12,279	22,122	19,127	22
Egypt	102	214	101	20	227	12,220	42,200	14,122	12,027	42
United States of America—										
Via Atlantic Coast	652	522	1,242	299	1,272	1,22,727	1,12,722	2,22,424	1,24,221	1,22
" Pacific "	29	40	111	56	72	11,024	6,194	26,022	9,224	12
Other Foreign Countries	42	42	52	27	22	7,722	7,000	7,222	10,214	2
TOTAL FOREIGN COUNTRIES	4,202	6,122	9,022	7,024	9,442	9,41,227	11,20,421	16,22,722	11,22,027	14,22
State of Bengal	42	29	72	24	22	2,122	2,221	4,112	2,212	42
" Bombay	2,222	2,222	2,212	2,122	2,222	2,12,227	2,21,222	2,22,222	2,22,722	2,22
" Madras	2,222	4,472	2,222	7,222	2,222	7,21,222	2,22,222	12,22,217	11,22,221	1,22
" Burma	2	2	2	427	220	22	2	22
TOTAL	6,422	8,222	11,920	9,277	11,027	12,27,122	14,20,722	21,24,272	16,21,000	14,22
Chitties (I. P.)—	<i>Cwts.</i>	<i>Cwts.</i>	<i>Cwts.</i>	<i>Cwts.</i>	<i>Cwts.</i>					
United Kingdom (including Channel Islands)	21	272	122	21	102	2,047	12,222	2,222	201	
Aden and Dependencies	1,212	1,242	1,427	1,442	1,522	22,790	22,422	22,422	24,202	
Ceylon (excluding Maldives)	142,220	150,200	124,704	147,794	172,222	20,22,400	10,02,221	19,22,222	22,22,222	17,22
Straits Settlements	2,227	11,722	7,212	2,427	2,222	1,12,227	1,42,274	1,21,222	22,702	
Federated Malay States	1,042	2,222	1,222	1,012	620	14,422	22,222	19,722	16,712	
Union of South Africa	622	172	242	144	1,222	12,072	2,222	2,472	2,027	
Mauritius and Dependencies	1,921	1,127	1,422	1,412	212	22,224	12,222	21,241	22,222	
Other British Possessions	202	424	291	140	124	6,227	6,227	6,702	2,247	
TOTAL BRITISH EMPIRE	121,027	122,210	147,170	127,442	121,204	22,01,242	21,22,021	21,24,122	27,44,122	12,22
Mascat Territory and Trucial Oman	227	222	212	271	422	2,022	4,022	2,142	2,222	
Other Native States in Arabia	70	121	129	122	222	1,779	2,212	2,020	2,024	

No. 11—continued

ARTICLES, AND COUNTRIES OF FINAL DESTINATION; ALSO SHARE OF EACH PROVINCE	QUANTITY					VALUE				
	1931-32	1932-33	1933-34	1934-35	1935-36	1931-32	1932-33	1933-34	1934-35	1935-36
<i>pieces—continued</i>										
	Cwts.	Cwts.	Cwts.	Cwts.	Cwts.	R	R	R	R	R
<i>Chillies (I. F.)—continued</i>										
Iraq	374	59	124	302	427	6,715	806	1,812	5,471	4,571
Iran	585	41	8	10	4	10,578	726	111	140	68
Italian East Africa (Somaliland and Eritrea)	315	828	187	69	648	8,524	6,898	3,470	1,899	10,280
Other Foreign Countries	64	538	62	52	94	1,507	8,780	1,080	1,255	1,190
TOTAL FOREIGN COUNTRIES	1,615	1,406	723	909	1,816	32,791	23,837	11,682	17,748	27,363
<i>Share of Bengal</i>	<i>112,264</i>	<i>122,411</i>	<i>36,547</i>	<i>77,167</i>	<i>129,513</i>	<i>14,58,462</i>	<i>16,51,460</i>	<i>13,36,799</i>	<i>12,33,194</i>	<i>11,85,758</i>
" <i>Bombay</i>	<i>3,168</i>	<i>2,346</i>	<i>2,696</i>	<i>2,301</i>	<i>4,310</i>	<i>73,319</i>	<i>46,439</i>	<i>46,991</i>	<i>42,695</i>	<i>73,635</i>
" <i>Sind</i>	<i>308</i>	<i>183</i>	<i>180</i>	<i>341</i>	<i>255</i>	<i>4,390</i>	<i>3,000</i>	<i>3,145</i>	<i>2,875</i>	<i>2,236</i>
" <i>Madras</i>	<i>39,368</i>	<i>26,982</i>	<i>40,325</i>	<i>63,936</i>	<i>43,732</i>	<i>7,11,924</i>	<i>4,34,341</i>	<i>4,93,906</i>	<i>12,36,719</i>	<i>5,97,629</i>
" <i>Burma</i>	<i>6,494</i>	<i>19,424</i>	<i>17,645</i>	<i>14,747</i>	<i>5,600</i>	<i>88,641</i>	<i>1,44,803</i>	<i>3,35,034</i>	<i>2,46,423</i>	<i>65,169</i>
TOTAL	162,702	170,346	147,803	158,442	183,410	23,34,636	21,79,548	23,05,875	27,61,911	19,24,317
<i>Cloves (I. F.)—</i>										
United Kingdom (including Channel Islands)	74	34	51	58	34	5,219	1,662	2,521	1,612	872
Other British Possessions	20	6	7	8	14	431	105	200	107	222
TOTAL BRITISH EMPIRE	94	40	58	66	48	5,650	1,767	2,721	1,719	1,094
TOTAL FOREIGN COUNTRIES	14	280	..
<i>Share of Bengal</i>	<i>20</i>	<i>6</i>	<i>7</i>	<i>8</i>	<i>14</i>	<i>431</i>	<i>80</i>	<i>240</i>	<i>107</i>	<i>222</i>
" <i>Bombay</i>	<i>..</i>	<i>1</i>	<i>..</i>	<i>..</i>	<i>..</i>	<i>..</i>	<i>16</i>	<i>..</i>	<i>..</i>	<i>..</i>
" <i>Madras</i>	<i>74</i>	<i>24</i>	<i>51</i>	<i>72</i>	<i>34</i>	<i>5,219</i>	<i>1,662</i>	<i>2,481</i>	<i>1,892</i>	<i>372</i>
TOTAL	94	40	58	80	48	5,650	1,767	2,721	1,999	1,094
<i>Cloves (I. F.)—</i>										
TOTAL BRITISH EMPIRE	10	7	1	..	7	980	530	100	4	310
TOTAL FOREIGN COUNTRIES	80	1,315
<i>Share of Bengal</i>	<i>40</i>	<i>7</i>	<i>1</i>	<i>..</i>	<i>7</i>	<i>2,235</i>	<i>530</i>	<i>100</i>	<i>..</i>	<i>310</i>
" <i>Madras</i>	<i>..</i>	<i>..</i>	<i>..</i>	<i>..</i>	<i>..</i>	<i>..</i>	<i>..</i>	<i>..</i>	<i>4</i>	<i>..</i>
TOTAL	40	7	1	..	7	2,235	530	100	4	310
<i>Ginger (I. F.)—</i>										
United Kingdom (including Channel Islands)	5,484	10,917	8,280	5,400	667	1,15,102	2,10,685	1,09,806	1,27,935	23,748
Adm and Dependencies	18,195	14,873	16,902	16,760	11,581	4,49,743	3,00,198	2,93,116	3,03,962	3,10,337
Bahrain Islands	426	245	135	47	139	15,869	8,429	3,667	1,000	3,281
Ceylon (excluding Maldives)	2,208	2,023	1,768	2,445	2,676	42,010	85,270	30,642	59,282	98,827
Union of South Africa	265	50	202	168	119	4,935	1,000	3,553	6,195	4,155
Zanzibar and Pemba	480	345	403	360	386	16,452	11,086	11,635	10,782	10,862
Kenya-Colony	440	538	649	406	564	17,903	16,109	19,045	14,380	16,713
Anglo-Egyptian Sudan	1,578	2,115	1,978	1,863	1,434	34,647	33,482	32,730	44,481	44,523
Canada—										
Yd Atlantic Coast	662	201	300	550	..	16,353	4,533	1,652	6,801	..
" Pacific "	85	2,280

GENERAL EXPORTS

INDIAN MERCHANDISE

(600)^o

No. 1—continued

ARTICLES, AND COUNTRIES OF FINAL DESTINATION; ALSO SHARE OF EACH PROVINCE	QUANTITY					VALUE			
	1931-32	1932-33	1933-34	1934-35	1935-36	1931-32	1932-33	1933-34	1934-35
	Cwts.	Cwts.	Cwts.	Cwts.	Cwts.	Rs.	Rs.	Rs.	Rs.
Spices—continued									
Stages (L. F.)—continued									
Commonwealth of Australia	650	123	50	631	—	9,108	2,580	840	10,221
New Zealand	385	200	160	140	70	8,368	2,840	1,978	2,109
Other British Possessions	248	341	344	258	227	8,458	9,324	7,072	5,977
TOTAL BRITISH EMPIRE	30,966	31,968	29,041	29,139	17,918	7,35,908	6,40,436	5,17,728	6,92,309
Sweden	410	513	160	300	50	9,840	12,668	2,380	6,909
Germany	2,013	3,044	2,758	701	269	86,126	74,570	87,408	19,444
Netherlands	100	300	280	270	—	9,800	9,980	6,700	6,409
France	160	1,575	454	10	2	2,320	26,915	6,423	50
Syria	231	245	137	26	72	6,507	6,000	2,289	485
Other Native States in Arabia	12,731	12,888	8,723	4,833	4,131	2,78,173	2,54,169	1,68,028	1,13,371
Iraq	436	239	253	118	71	11,598	7,076	6,058	2,279
Iran	2,165	1,047	518	419	713	63,899	26,478	12,951	9,497
Egypt	916	1,187	822	129	178	27,277	32,990	16,019	2,241
Italian East Africa (Somaliland and Eritrea)	953	1,344	1,268	1,412	969	22,191	27,127	22,094	24,089
United States of America—									
Via Atlantic Coast	2,094	1,543	1,400	1,491	661	51,220	20,495	22,551	24,964
" Pacific "	—	100	—	—	—	—	1,000	—	—
Other Foreign Countries	206	515	430	457	240	10,817	11,722	10,308	9,522
TOTAL FOREIGN COUNTRIES	22,578	24,633	18,783	10,149	57,315	5,48,798	5,10,398	3,66,016	2,34,223
Share of Bengal	68	89	69	177	759	3,227	1,343	1,118	2,142
" Bombay	60,533	38,057	23,579	29,825	29,453	9,99,655	7,25,372	6,22,073	6,24,944
" Sind	109	13	21	18	3	1,819	177	399	222
" Madras	12,831	18,472	13,914	9,337	2,689	2,99,123	3,62,943	2,99,043	2,16,881
" Burma	—	—	—	123	81	—	—	—	269
TOTAL	64,541	66,601	46,924	39,988	28,165	12,64,694	11,50,834	9,03,742	6,27,097
Pepper (I. P.)—									
United Kingdom (including Channel Islands)	9,512	5,233	6,811	5,344	1,087	8,67,369	1,69,370	1,97,467	1,71,223
Palestine	258	329	43	748	4	19,610	12,170	1,900	22,240
Aden and Dependencies	1,716	891	85	1,026	154	89,019	15,961	2,690	53,459
Bahrain Islands	450	231	60	325	—	24,022	15,589	2,115	19,910
Ceylon (excluding Maldives)	1,148	780	497	2,279	562	52,044	26,968	29,014	92,089
Zanzibar and Pemba	155	151	115	207	13	10,130	7,398	5,150	9,099
Kenya Colony	166	131	195	240	8	10,293	6,457	6,980	10,060
Tanganyika Territory	149	113	71	136	8	8,140	4,935	2,950	6,240
Anglo-Egyptian Sudan	780	268	200	332	—	8,778	11,025	10,480	11,800
Canada—									
Via Atlantic Coast	1,813	1,281	2,014	1,804	1,731	71,544	46,211	76,962	49,641
" Pacific "	—	400	20	100	—	—	10,000	600	19,000
Fiji Islands	35	133	124	118	104	1,964	5,794	8,772	8,652
Other British Possessions	270	51	147	209	58	12,345	3,129	5,307	7,071
TOTAL BRITISH EMPIRE	15,957	9,408	11,072	18,308	8,679	6,86,102	7,78,002	8,41,367	6,06,648

No. 11—continued

ARTICLES, AND COUNTRIES OF FINAL DESTINATION; ALSO SHARE OF EACH PROVINCE	QUANTITY					VALUE				
	1931-32	1932-33	1933-34	1934-35	1935-36	1931-32	1932-33	1933-34	1934-35	1935-36
	Cwts.	Cwts.	Cwts.	Cwts.	Cwts.	Rs.	Rs.	Rs.	Rs.	Rs.
<i>pieces—continued</i>										
<i>Pepper (I. P.)—continued</i>										
U. S. S. E.—										
Northern	102	2,660
Southern	82	448	80	3,480	14,845	1,333
Norway	50	330	105	50	..	3,500	10,490	2,625	1,850	..
Poland (including Danzig)	187	5,062	..
Germany	2,869	1,651	4,365	1,850	165	85,637	52,210	1,25,703	58,108	6,000
Netherlands	260	50	31	400	10	12,099	1,400	875	10,000	300
Belgium	148	50	20	8,625	1,300	500
France	2,817	1,061	200	460	..	1,06,063	37,090	5,750	16,085	..
Spain	200	382	100	..	60	6,800	14,840	2,620	..	1,800
Italy (including Fiume)	31,678	30,823	16,010	29,858	30,014	11,79,669	10,91,548	7,60,594	9,56,038	5,49,665
Bulgaria	430	187	45	19,874	7,474	1,350
Roumania	457	37	..	797	..	15,724	1,875	..	20,237	..
Greece (including Crete)	1,255	157	..	173	..	57,783	7,874	..	9,530	..
Turkey, European	1,180	248	450	25	..	49,639	10,300	15,350	1,000	..
Turkey, Asiatic	261	163	64	294	320	16,527	6,200	2,600	10,196	10,505
Syria	684	321	27	1,115	..	40,399	19,325	1,250	45,017	..
Mascat Territory and Trucial Oman	184	239	77	214	86	12,670	11,631	3,919	9,952	1,190
Other Native States in Arabia	1,102	1,113	699	679	73	54,420	52,262	27,641	28,717	4,430
Iraq	380	1,390	704	670	127	42,180	64,321	27,565	32,604	2,603
Iran	2,697	1,998	2,021	3,057	129	1,43,306	97,608	97,167	1,38,566	4,903
Egypt	5,007	3,225	2,259	1,290	3	2,86,165	1,67,415	1,05,001	46,527	135
Morocco (a)	187	575	7,500	20,750
Morocco, Spanish (b)	150	5,150
Italian East Africa (Somaliland and Eritrea)	519	448	266	753	50	23,235	12,630	9,650	27,224	1,300
United States of America—										
Yd Atlantic Coast	25,433	5,162	3,223	17,599	1,000	8,61,399	1,32,454	2,29,741	5,25,651	35,200
" Pacific "	82	..	1,625	1,000	600	3,200	..	41,150	82,500	20,000
Other Foreign Countries	133	174	284	236	123	7,742	6,562	8,837	8,937	3,163
TOTAL FOREIGN COUNTRIES	78,140	80,227	46,837	60,707	22,736	30,52,756	18,98,404	14,78,538	19,83,855	6,41,949
<i>Share of Bengal</i>	<i>465</i>	<i>768</i>	<i>521</i>	<i>656</i>	<i>513</i>	<i>30,020</i>	<i>39,917</i>	<i>27,925</i>	<i>38,364</i>	<i>23,147</i>
" Bombay	17,616	11,163	7,766	12,715	910	9,46,439	5,53,813	3,38,293	5,23,603	31,394
" Sind	117	33	39	13	45	4,233	1,236	3,311	319	1,112
" Madras	67,605	67,761	50,533	60,631	24,939	27,57,344	16,77,231	14,54,464	15,37,594	7,96,374
" Burma	3,294	1	..	5	8	322	30	..	510	625
TOTAL	96,097	59,725	56,909	74,070	26,415	37,38,868	22,71,406	18,28,903	24,50,990	7,62,852
<i>Other ports (I. P.)—</i>										
Kenya Colony	..	21	18	2	455	..	535	266	40	7,372
Other British Possessions	292	562	450	391	651	9,728	18,471	11,932	7,525	10,371
TOTAL BRITISH EMPIRE	292	583	468	393	1,086	9,728	19,006	12,218	7,565	23,743
Mascat Territory and Trucial Oman	218	211	236	236	248	4,318	4,070	4,300	4,625	3,759
Other Foreign Countries	123	261	189	393	295	4,940	3,273	6,233	11,023	6,257
TOTAL FOREIGN COUNTRIES	346	472	425	679	543	9,158	12,343	10,623	16,648	10,616

(a) Discontinued from 1933-34.
(b) Separately specified from 1933-34.

GENERAL EXPORTS

(662)

INDIAN MERCHANDISE

No. 11—continued

ARTICLES, AND COUNTRIES OF FINAL DESTINATION; ALSO SHARE OF EACH PROVINCE	QUANTITY					VALUE				
	1931-32	1932-33	1933-34	1934-35	1935-36	1931-32	1932-33	1933-34	1934-35	1935-36
Spices—continued										
<i>Other sorts (I.F.)—continued</i>										
Share of Bengal	133	379	317	352	273	7,665	16,551	8,261	9,141	12,500
" Bombay	118	292	275	344	1,007	3,348	6,368	7,628	8,516	11,200
" Sind	278	323	306	322	255	5,631	8,456	8,200	6,677	6,000
" Madras	69	31	4	119	19	2,163	2,420	391	2,366	1,700
" Burma	1	17	6	6	15	79	465	755	816	1,000
TOTAL	689	1,056	898	1,072	1,629	18,896	31,349	22,041	23,213	34,000
Total Spices—										
United Kingdom (including Channel Islands)	15,891	17,513	13,928	12,106	2,715	6,52,388	5,92,568	6,15,678	5,24,747	2,91,000
Palestine	499	659	293	854	120	25,040	42,608	14,925	39,808	11,000
Aden and Dependencies	21,678	17,314	19,120	20,294	12,088	6,06,864	3,22,204	2,62,960	4,04,988	2,70,000
Bahrain Islands	1,159	1,328	695	731	1,008	91,068	87,128	91,839	81,197	1,40,000
Ceylon (excluding Maldives)	150,371	153,355	157,108	152,870	177,223	22,00,160	19,22,042	20,56,806	27,44,049	29,10,000
Straits Settlements	8,968	11,379	7,476	5,302	2,109	1,22,198	1,57,370	1,24,245	1,20,216	1,20,000
Federated Malay States	1,065	2,292	1,362	1,051	708	15,148	40,419	21,293	17,761	10,000
Union of South Africa	2,105	1,867	2,298	2,195	2,342	68,300	91,294	98,251	94,222	100,000
Zanzibar and Pemba	780	493	704	674	700	25,592	22,254	26,215	26,772	20,000
Kenya Colony	1,155	1,225	1,571	1,445	1,954	67,607	50,213	61,892	55,449	60,000
Tanganyika Territory	407	426	325	323	397	19,200	15,705	11,448	12,098	12,000
Anglo-Egyptian Sudan	1,207	2,495	2,406	2,225	1,567	49,870	64,421	61,162	67,361	60,000
Mauritius and Dependencies	2,017	1,183	1,522	1,451	892	24,424	14,820	22,761	29,454	10,000
Canada— Via Atlantic Coast	2,535	1,452	2,224	2,404	1,731	89,997	51,244	80,296	57,968	50,000
" Pacific	400	105	100	10,000	2,200	2,000	..
Commonwealth of Australia.	729	318	259	637	4	11,722	6,108	2,896	10,254	..
New Zealand	825	291	161	141	21	5,966	2,572	2,212	2,150	..
Fiji Islands	255	489	442	451	461	11,406	10,843	11,291	10,539	11,000
Other British Possessions	300	268	175	162	200	11,942	6,682	5,516	4,412	..
TOTAL BRITISH EMPIRE.	212,206	216,157	192,819	205,746	210,155	61,19,222	56,47,722	56,86,217	62,26,116	29,70,000
U. S. S. R.—										
Northern	12	22	126	6	..	2,024	2,770	8,060	1,500	..
Southern	106	523	90	6,277	18,022	2,708
Finland	144	191	301	19,914	26,058	60,000
Sweden	2,129	2,450	3,549	2,994	3,980	2,82,489	4,17,220	6,44,721	5,14,268	6,11,000
Norway	208	624	222	470	279	21,999	55,240	42,647	71,772	60,000
Denmark	347	325	927	442	645	66,684	47,878	1,28,922	64,518	1,12,000
Poland (including Danzig)	187	6,062	..
Germany	5,237	6,075	9,707	2,927	1,809	2,87,280	2,55,007	4,25,622	2,29,252	1,26,000
Netherlands	392	576	440	729	41	40,426	22,968	24,299	24,550	20,000
Belgium	142	50	40	119	63	8,625	1,320	1,600	2,686	1,000
France	2,977	2,626	691	686	12	1,08,802	62,105	12,322	27,889	2,11,000
Spain	200	322	100	..	60	6,800	14,840	2,020	..	1,000
Italy (including Fiume)	21,722	20,222	26,022	20,017	20,022	12,20,219	10,91,712	7,61,141	9,69,222	5,50,000
Bulgaria	420	187	45	19,274	7,474	1,350
Roumania	457	27	..	707	..	15,724	1,875	..	20,227	..
Greece (including Crete)	1,255	169	..	172	11	27,723	8,099	..	9,520	..
Turkey, European	1,126	271	421	22	22	1,420	10,900	15,800	1,525	..
" Asiatic	261	180	64	816	875	16,527	6,700	2,600	12,298	15,000

No. 11—continued

ARTICLES, AND COUNTRIES OF FINAL DESTINATION; ALSO SHARE OF EACH PROVINCE	QUANTITY					VALUE				
	1931-32	1932-33	1933-34	1934-35	1935-36	1931-32	1932-33	1933-34	1934-35	1935-36
Spices—continued										
<i>Total Spices—continued</i>	<i>mts.</i>	<i>Cwts.</i>	<i>Cwts.</i>	<i>Cwts.</i>	<i>Cwts.</i>	<i>R</i>	<i>R</i>	<i>R</i>	<i>R</i>	<i>R</i>
Syria	972	608	166	1,171	87	53,556	31,425	8,799	47,572	3,875
Mascat Territory and Trucial Oman	824	984	690	1,068	923	83,420	83,660	24,933	30,894	26,882
Other Native States in Arabia	14,570	15,179	10,540	6,529	5,485	4,46,330	4,63,364	3,51,348	2,78,827	3,01,331
Iraq	1,777	1,842	1,248	1,194	723	68,818	69,372	57,607	51,407	27,213
Iran	5,577	3,235	2,759	3,662	1,036	2,38,712	1,43,470	1,38,934	1,68,136	51,892
Java	85	110	51	78	70	4,116	5,348	3,721	4,630	5,662
Egypt	6,039	5,047	3,224	1,502	459	3,29,572	2,53,635	1,35,470	92,110	44,176
Tunis	100	50	3,900	2,000
Morocco (a)	187	575	7,500	20,750
Spanish(b)	150	5,150
Portuguese East Africa	305	256	298	264	403	16,814	15,616	16,798	14,079	19,558
Italian East Africa (Somaliland and Eritrea)	1,789	2,139	2,333	2,270	1,657	66,178	56,075	45,899	67,933	47,330
French Somaliland	84	84	67	136	9	2,600	1,845	2,075	5,327	245
United States of America—										
Vid Atlantic Coast	29,234	7,411	10,968	10,689	3,045	10,82,508	3,20,267	5,62,809	6,87,566	2,34,703
" Pacific "	141	140	1,736	1,056	713	14,256	7,209	66,772	41,834	32,880
Other Foreign Countries	182	231	217	237	218	9,562	11,299	6,333	6,457	6,043
TOTAL FOREIGN COUNTRIES	108,904	33,252	77,146	80,002	42,294	46,05,754	35,35,155	35,34,000	34,47,535	24,21,647
Share of Bengal	113,904	130,013	87,355	78,332	131,427	15,08,329	16,21,322	12,74,514	12,94,261	18,43,483
" Bombay	65,834	67,391	49,115	47,914	32,320	25,98,392	20,70,321	16,19,126	15,20,547	13,79,750
" Sind	814	624	595	618	564	16,279	9,487	11,312	10,108	7,727
" Madras	125,361	99,035	114,749	143,467	82,419	45,14,034	33,36,339	32,78,416	46,00,705	23,00,350
" Burma	14,797	12,446	17,651	14,940	5,709	37,409	1,45,812	3,36,843	2,42,028	67,182
TOTAL	321,210	299,409	269,965	285,748	252,449	97,24,926	72,32,377	72,20,317	77,33,649	54,98,405
Stationery (including paper) (III. M)—										
United Kingdom (including Channel Islands)	4,897	29,562	2,384	2,618	1,285
Aden and Dependencies	6,592	5,010	3,954	4,895	1,933
Ceylon (excluding Maldives)	29,938	28,053	18,950	22,508	26,925
Straits Settlements	15,665	8,520	10,746	16,220	18,661
Zanzibar and Pemba	5,445	5,572	3,161	3,632	1,730
Kenya Colony	13,323	10,036	9,260	16,048	10,413
Other British Possessions	9,327	8,333	8,809	12,558	8,294
TOTAL BRITISH EMPIRE	85,237	90,091	57,764	78,479	69,211
Belgium	50	..	100	20,250	400
Portuguese East Africa	2,175	3,972	7,268	3,097	1,625
Other Foreign Countries	9,543	15,157	15,867	14,307	12,401
TOTAL FOREIGN COUNTRIES	11,768	19,129	23,235	37,654	14,426
Share of Bengal	17,623	20,939	16,076	21,964	30,959
" Bombay	61,046	76,762	48,541	76,604	36,238
" Sind	756	2,145	3,120	2,219	678
" Madras	16,174	8,161	13,033	15,189	15,667
" Burma	1,262	1,273	1,179	164	45
TOTAL	97,005	1,00,220	80,990	1,16,133	83,637

(a) Discontinued from 1933-34.
(b) Separately specified from 1933-34.

GENERAL EXPORTS

(664)

INDIAN MERCHANDISE

No. 11—continued

ARTICLES AND COUNTRIES OF FINAL DESTINATION; ALSO SHARE OF EACH PROVINCE	QUANTITY					VALUE				
	1931-32	1932-33	1933-34	1934-35	1935-36	1931-32	1932-33	1933-34	1934-35	1935-36
Stone and Marble—										
Granite sets and pavement curbs(a) (II. B)—			Tons	Tons	Tons					
United Kingdom (including Channel Islands)	—	—	10,122	5,491	10,028	—	—	2,05,428	90,232	2,06,000
Other British Possessions	—	—	1	—	..	—	—	2,205	—	5
TOTAL BRITISH EMPIRE	—	—	10,123	5,491	10,028	—	—	2,07,633	90,232	2,06,005
Iraq	—	—	..	2	..	—	—	..	900	..
Share of Bombay	—	—	1	2	2	—	—	2,265	909	276
Madras	—	—	29,122	5,491	10,027	—	—	2,05,163	89,323	2,04,911
TOTAL	—	—	10,123	5,492	10,028	—	—	2,07,603	91,232	2,06,002
Other sorts(a) (II. B)—			Tons	Tons	Tons					
TOTAL BRITISH EMPIRE	—	—	125	244	30	—	—	4,205	2,908	4,573
United States of America— Vid Atlantic Coast	—	—	100	—	—	14	..	7,724
Argentine Republic (including the Atlantic Coast of Patagonia)	—	—	124	180	219	—	—	12,120	12,669	16,500
Other Foreign Countries	—	—	119	5	5	—	—	5,984	1,151	655
TOTAL FOREIGN COUNTRIES	—	—	254	185	324	—	—	17,120	14,820	24,979
Share of Bengal	—	—	160	180	319	—	—	14,975	12,522	24,220
Bombay	—	—	5	4	19	—	—	2,477	1,290	2,407
Sind	—	—	5	2	..	—	—	726	165	355
Madras	—	—	279	243	11	—	—	2,007	1,821	250
Burma	—	—	..	2	5	—	—	160	450	1,411
TOTAL	—	—	399	429	354	—	—	21,485	17,628	29,542
Stone and Marble (b) (II. B)—	Tons	Tons								
United Kingdom (including Channel Islands)	4,212	2,929	—	—	—	1,07,135	93,867	—	—	—
Aden and Dependencies	1	84	—	—	—	479	7,411	—	—	—
Ceylon (excluding Maldives).	573	112	—	—	—	2,777	994	—	—	—
Straits Settlements	1	..	—	—	—	555	..	—	—	—
Other British Possessions	20	18	—	—	—	5,208	2,545	—	—	—
TOTAL BRITISH EMPIRE	4,808	3,143	—	—	—	1,17,440	74,817	—	—	—

(a) Separately recorded from 1933-34.
(b) Sub-divided into new heads from 1933-34.

No. 11—continued

ARTICLES, AND COUNTRIES OF FINAL DESTINATION; ALSO SHARE OF EACH PROVINCE	QUANTITY					VALUE				
	1931-32	1932-33	1933-34	1934-35	1935-36	1931-32	1932-33	1933-34	1934-35	1935-36
	Tons	Tons	Tons	Tons	Tons	R	R	R	R	R
Stones and Marble (H. B) (a) —contd.										
France	105	1	—	—	—	6,300	690	—	—	—
Other Foreign Countries	6	16	—	—	—	2,600	6,526	—	—	—
TOTAL FOREIGN COUNTRIES	112	17	—	—	—	8,900	7,216	—	—	—
Share of Bengal	13	4	—	—	—	2,764	2,095	—	—	—
„ Bombay	11	105	—	—	—	4,215	13,417	—	—	—
„ Sind	2	—	—	—	—	347	65	—	—	—
„ Madras	4,393	2,051	—	—	—	1,17,129	65,716	—	—	—
„ Burma	1	—	—	—	—	1,325	740	—	—	—
TOTAL	4,920	2,160	—	—	—	1,26,240	82,033	—	—	—
Sugar —										
Sugar, 25 Dutch standard and above (I. G)—										
TOTAL BRITISH EMPIRE	4	2	4	1,902	725	418	273	987
TOTAL FOREIGN COUNTRIES	..	1	203	540	110	247	188
Share of Bengal	2	1,633	210	434	193	300
„ Sind	1	293	421	94	247	57
„ Madras	1	2	4	220	625	..	80	318
„ Burma	—	9
TOTAL	4	3	4	2,105	1,265	528	520	1,175
Sugar, below 25 Dutch stan- dard but not below 16 Dutch standard (I. G)—										
Ceylon (excluding Maldives)	52	77	323	344	54	12,347	11,895	48,925	57,708	8,051
Other British Possessions	16	1	..	2	3	6,351	1,613	963	1,456	1,238
TOTAL BRITISH EMPIRE	68	78	323	347	57	18,698	13,508	44,888	59,254	9,289
TOTAL FOREIGN COUNTRIES	20	7	5	..	5	8,778	3,453	2,169	1,008	2,699
Share of Bengal	1	..	45	53	68	485	353
„ Bombay	31	8	5	1	6	13,359	4,682	3,109	1,903	3,159
„ Madras	57	77	323	345	56	13,472	12,179	43,380	57,929	3,406
„ Burma	2
TOTAL	88	85	328	347	62	27,476	16,961	47,057	60,822	11,988

(a) Sub-divided into new heads from 1933-34.

GENERAL EXPORTS

(666)

INDIAN MERCHANDISE

No. 11—continued

ARTICLES, AND COUNTRIES OF FINAL DESTINATION; ALSO SHARE OF EACH PROVINCE	QUANTITY					VALUE				
	1931-32	1932-33	1933-34	1934-35	1935-36	1931-32	1932-33	1933-34	1934-35	1935-36
SUGAR—continued										
<i>Sugar, 15 Dutch standard and below (I. G)—</i>	Tons	Tons	Tons	Tons	Tons					
Ceylon (including Maldives)	123	209	97	16	322	23,664	40,074	16,740	2,194	17,211
Other British Possessions	2	25	1	207	4,500	126	50	..
TOTAL BRITISH EMPIRE	125	234	97	16	323	23,871	44,574	16,866	2,244	17,211
Native States in Arabia other than Maskat Territory and Trucial Oman	..	55	7,257
Share of Bengal	80	429	125	80	..
" Madras	124	249	97	16	323	23,821	41,991	16,740	2,194	..
TOTAL	124	249	97	16	323	23,901	42,421	16,866	2,244	17,211
Melasses (including Pulveris and Cass Jaggery) (I. G)—	Tons	Tons	Tons	Tons	Tons					
United Kingdom (including Channel Islands)	..	7	179	158	..	8	2,554	74,640	11,421	..
Aden and Dependencies	12	21	18	14	13	5,025	4,265	6,206	4,874	..
Ceylon (including Maldives)	658	707	606	890	925	1,05,048	98,972	1,19,819	1,25,011	1,42,111
Zanzibar and Pemba	15	17	17	14	17	2,194	10,908	9,290	7,221	..
Other British Possessions	33	22	23	23	26	9,562	9,269	9,208	9,269	..
TOTAL BRITISH EMPIRE	718	764	1,141	1,104	961	1,22,739	1,22,908	1,50,803	1,62,415	1,42,111
Native States in Arabia other than Maskat Territory and Trucial Oman	1	25	39	39	16	812	5,257	5,160	4,239	..
Portuguese East Africa	16	16	14	18	17	6,570	6,123	5,452	5,910	..
Other Foreign Countries	5	4	7	2	2	2,507	2,000	2,747	1,322	..
TOTAL FOREIGN COUNTRIES	22	55	60	40	35	9,590	14,130	14,859	11,782	11,782
Share of Bengal	7	110	120	25	20	..
" Bombay	68	76	39	78	34	29,316	32,972	32,242	22,163	..
" Sind	227	450	431	407	..
" Madras	672	715	1,132	1,075	935	1,95,486	1,95,850	1,39,226	1,21,265	1,42,111
" Burma	120	..	8	22	..
TOTAL	740	819	1,201	1,154	1,026	1,32,329	1,40,038	1,73,162	1,80,197	1,71,111

No. 11—continued

ARTICLES, AND COUNTRIES OF FINAL DESTINATION; ALSO SHARE OF EACH PROVINCE	QUANTITY					VALUE				
	1931-32	1932-33	1933-34	1934-35	1935-36	1931-32	1932-33	1933-34	1934-35	1935-36
Sugar—concluded										
Total Sugar—	Tons	Tons	Tons	Tons	Tons	₹	₹	₹	₹	₹
United Kingdom (including Channel Islands)	7	179	153	..	5	2,554	14,840	11,449	98
Aden and Dependencies	12	11	13	14	13	5,290	4,545	6,245	4,874	5,072
Ceylon (excluding Maldives)	844	1,054	1,319	1,250	1,305	1,43,171	1,51,266	1,80,184	1,05,083	2,00,433
Zanzibar and Pemba	15	17	17	14	17	8,764	10,988	9,390	7,271	6,116
Other British Possessions	53	49	33	36	40	16,040	15,512	10,516	11,509	11,526
TOTAL BRITISH EMPIRE	924	1,188	1,561	1,467	1,375	1,78,270	1,84,865	2,20,975	2,30,186	2,24,140
Native States in Arabia other than Maskat Territory and Trucial Oman	4	92	39	29	10	1,608	14,154	5,280	4,624	6,478
Portuguese East Africa	19	16	17	18	17	8,114	7,924	6,580	6,558	6,166
Other Foreign Countries	19	8	9	2	4	8,854	3,302	4,828	1,915	2,120
TOTAL FOREIGN COUNTRIES	42	118	65	49	40	18,571	25,380	16,688	13,097	14,778
Share of Bengal	3	1	7	1,887	948	653	758	925
" Bombay	99	32	94	79	90	43,275	38,660	36,451	30,371	30,240
" Sind	1	4	490	371	535	654	3,640
" Madras	364	1,173	1,532	1,436	1,314	1,46,059	1,69,755	1,99,976	2,11,458	2,04,162
" Burma	130	11	3	42	48
TOTAL	966	1,256	1,626	1,516	1,415	1,91,841	2,10,245	2,37,613	2,43,283	2,38,913
Tallow and Stearins (including Grease and Animal fat) (II L)	Cwts.	Cwts.	Cwts.	Cwts.	Cwts.					
United Kingdom (including Channel Islands)	134	134	138	116	161	4,942	4,024	3,600	3,250	3,985
Fahrein Islands	1,085	1,027	1,261	800	631	62,405	51,790	64,175	43,440	28,372
Sicats Settlements	2,129	1,715	1,797	1,638	1,218	59,033	47,655	37,430	29,312	23,334
Union of South Africa	193	110	207	264	241	7,130	4,250	7,790	5,538	4,340
Fiji Islands	1,314	1,612	1,843	271	22	38,850	38,667	36,137	3,700	530
Other British Possessions	116	123	96	255	16	3,581	2,528	1,712	4,518	400
TOTAL BRITISH EMPIRE	4,970	4,720	5,432	3,434	2,289	1,75,941	1,49,823	1,50,853	89,753	61,461
Maskat Territory and Trucial Oman	1,014	539	646	428	374	36,222	16,081	15,569	10,026	10,877
Other Native States in Arabia	455	591	636	366	41	21,435	29,312	29,857	15,516	2,438
Other Foreign Countries	4	67	66	90	100	100	2,260	1,747	3,731	4,804
TOTAL FOREIGN COUNTRIES	1,473	1,197	1,348	884	515	57,757	47,662	47,173	29,273	18,119
Share of Bengal	3,841	3,662	4,102	2,540	1,642	1,11,513	97,071	35,110	46,113	32,539
" Bombay	2,469	2,077	2,468	1,659	1,138	1,19,073	90,054	1,08,351	71,102	46,247
" Sind	78	75	49	13	4	1,609	1,487	633	190	44
" Madras	52	103	140	106	30	749	2,233	3,509	1,615	600
" Burma	10	..	21	750	..	373
TOTAL	6,443	5,917	6,780	4,318	2,804	2,33,698	1,97,485	1,98,020	1,19,031	79,580

GENERAL EXPORTS

(608)

INDIAN MERCHANDISE

No. 11—continued

ARTICLES, AND COUNTRIES OF FINAL DESTINATION; ALSO SHARE OF EACH PROVINCE	QUANTITY					VALUE				
	1931-32	1932-33	1933-34	1934-35	1935-36	1931-32	1932-33	1933-34	1934-35	1935-36
Term—	Lbs.	Lbs.	Lbs.	Lbs.	Lbs.	R	R	R	R	R
Stock (I. H.)—										
United Kingdom (including Channel Islands)	200,590,767	330,660,980	270,202,141	289,517,818	275,005,237	16,89,73,449	14,78,48,803	17,56,43,296	18,14,62,085	17,75,12,200
Irish Free State (c)	—	—	2,148,183	1,807,106	3,025,852	—	—	15,00,424	10,66,472	17,09,226
Palestine	343,491	185,026	157,416	148,758	103,542	1,35,548	77,362	77,011	79,517	53,374
Aden and Dependencies	415,108	312,038	221,261	345,841	603,044	1,83,880	1,21,609	1,59,612	1,94,041	2,17,200
Bahrain Islands	1,160,625	712,072	260,775	314,585	312,361	4,34,599	2,34,081	1,02,149	1,74,917	1,98,108
Ceylon (excluding Maldives)	2,906,768	3,521,315	2,216,815	3,045,858	3,496,358	20,31,427	23,22,431	20,27,626	20,22,366	22,65,241
Straits Settlements	276,723	226,920	120,589	13,695	10,606	1,71,912	1,16,177	62,132	9,126	6,988
Union of South Africa	653,294	532,028	543,023	448,581	714,927	2,42,283	2,60,109	2,32,889	2,22,264	2,55,928
Zanzibar and Pemba	56,058	40,346	7,369	6,600	7,300	31,167	21,243	6,780	4,252	5,997
Kenya Colony	64,681	2,920	5,144	6,681	8,712	41,422	1,629	2,654	3,497	4,454
Tanganyika Territory	7,920	2,198	200	6,907	2,216	200
Somaliand Protectorate	114,202	82,740	118,892	117,814	102,229	47,021	31,079	56,776	62,248	66,264
Anglo-Egyptian Sudan	454,262	92,074	235,559	489,869	171,059	2,09,908	42,568	2,17,731	2,65,012	91,124
Seychelles	11,908	12,965	7,948	10,335	10,170	7,558	5,251	3,866	6,007	5,544
Canada—										
Via Atlantic Coast	7,689,464	9,492,387	9,797,602	9,174,861	8,647,014	35,68,605	45,29,212	50,14,562	46,82,295	48,26,212
„ Pacific „	6,444,001	7,302,172	5,431,274	2,629,850	4,125,406	31,71,823	24,42,775	27,42,064	18,42,478	20,87,546
British West India Islands (excluding Bahamas)	87,700	174,904	66,559	114,150	67,528	25,226	74,514	36,742	64,958	34,081
British Guiana	11,320	22,500	12,874	21,660	22,300	4,745	10,219	6,950	11,064	6,286
Commonwealth of Australia	2,508,835	1,620,612	1,986,658	1,585,025	1,866,037	12,96,812	8,01,100	10,72,226	8,12,712	9,52,616
New Zealand	1,014,072	1,145,998	2,497,399	1,116,341	607,348	4,44,679	6,75,604	10,21,590	6,56,272	2,09,822
Fiji Islands	15,619	16,768	20,215	14,216	20,280	5,578	5,412	11,206	7,507	15,208
Other British Possessions	15,925	11,665	13,782	18,444	8,099	6,375	4,201	7,068	9,505	4,427
TOTAL BRITISH EMPIRE	214,811,923	256,079,736	202,211,798	210,968,678	209,262,457	18,12,41,093	16,08,99,060	19,04,07,291	19,26,72,668	19,02,21,246
U. S. S. R.—										
Northern	244,008	..	228,015	..	83,429	1,24,001	..	1,17,649	..	61,647
Southern	2,200,768	3,379,276	480,101	40,482	781,022	15,93,561	16,04,345	2,44,129	20,174	6,51,958
Pacific Ports (in Asia)	1,826,747	95,874	112,007	8,23,572	46,798	57,684
Sweden	21,029	20,226	15,849	8,091	7,789	10,620	11,287	7,842	5,462	4,161
Denmark	4,998	3,330	5,395	9,913	6,743	6,015	5,119	4,658	6,272	4,233
Poland (including Danzig)	67,268	..	8,612	4,572	11,423	62,126	..	6,052	2,978	8,753
Germany	106,481	126,808	258,809	142,947	142,512	80,009	84,725	1,98,692	1,00,212	91,919
Netherlands	79,028	122,071	86,612	109,498	62,836	42,036	66,012	50,436	59,187	32,531
Belgium	2,120	6,821	2,225	4,400	4,458	2,115	5,676	2,099	4,657	3,983
France	192,261	355,555	245,525	84,669	102,764	1,14,460	2,72,274	1,41,164	80,706	61,513
Italy (including Fiume)	5,120	12,906	7,676	4,738	7,966	4,204	7,167	3,479	3,422	6,022
Roumania	21,250	11,000	36,150	30,500	50,472	10,622	5,500	21,500	15,250	28,597
Greece (including Crete)	59,525	30	11,600	1,500	..	21,994	30	6,427	987	..
Turkey, European	179,700	97,750	420,750	201,177	90,650	1,09,832	62,781	2,74,921	1,51,509	57,350
Turkey, Asiatic	298,802	429,018	307,212	178,108	812,277	1,30,668	2,00,450	1,77,249	1,11,892	1,80,064
Syria	197,956	185,645	104,414	142,355	101,050	66,418	72,155	59,170	82,438	58,431
Hejaz Territory and Trucial Oman	89,271	129,474	118,169	204,127	18,231	30,546	37,722	61,658	87,969	7,248

(a) Separately shown from 1935-36. Included in the "United Kingdom" up to 1932-33.

No. 11—continued

ARTICLES, AND COUNTRIES OF FINAL DESTINATION; ALSO SHARE OF EACH PROVINCE	QUANTITY					VALUE				
	1931-32	1932-33	1933-34	1934-35	1935-36	1931-32	1932-33	1933-34	1934-35	1935-36
Tea—continued										
Black (I. H)—continued	Lbs.	Lbs.	Lbs.	Lbs.	Lbs.	R	R	R	R	R
Other Native States in Arabia	1,180,869	1,598,058	438,063	944,210	743,563	4,46,816	4,21,365	2,00,421	5,17,898	3,90,154
Iraq	916,271	505,071	508,476	486,722	581,348	4,77,949	2,49,171	2,65,522	2,51,778	4,27,866
Iran	2,014,544	1,482,420	1,075,198	325,149	1,810,975	9,63,850	5,54,589	5,57,602	1,94,753	14,23,215
Sumatra	8,400	8,400	8,600	8,400	5,872	2,166
China (exclusive of Hong- kong and Macao)	1,202,987	78	221	..	150	6,41,866	59	111	..	75
Japan	11,275	9,876	6,420	12,392	5,933	9,822	7,549	8,010	14,479	7,166
Egypt	3,278,851	2,002,275	1,206,879	684,551	473,573	14,70,957	8,46,373	7,35,384	3,83,545	2,74,126
Tunis	2,500	..	63,822	1,250	..	31,911	..
Algeria	40	11,193	..	40	5,628	..
Portuguese East Africa	58,899	49,566	33,244	20,376	23,392	41,501	23,395	12,156	10,012	15,784
Italian East Africa (Somal- land and Eritrea)	370,699	353,376	320,095	514,776	702,865	1,48,498	1,23,977	1,57,979	3,00,054	3,74,596
French Somaliland	99,887	50,972	49,010	48,517	26,216	44,051	18,977	23,980	28,026	14,985
United States of America—										
<i>Vid Atlantic Coast</i>	9,355,653	10,772,360	8,017,555	7,655,457	6,583,723	47,65,785	55,31,887	44,50,837	41,87,375	35,20,672
<i>" Pacific "</i>	441,664	385,002	299,829	347,808	302,061	2,33,221	1,84,680	1,63,855	2,07,753	1,72,706
Cuba	17,000	12,750
Uruguay	5,000	7,500	21,000	3,750	3,750	10,750	..
Argentine Republic (includ- ing the Atlantic Coast of Patagonia)	180,080	124,025	106,302	49,020	16,700	96,235	66,814	56,223	24,886	8,350
Chile (including the Pacific Coast of Patagonia)	332,449	366,517	2,250	1,489,574	96,500	1,74,442	2,50,579	1,125	7,56,824	64,602
Peru	28,100	56,856	22,211	15,991	16,000	14,100	41,016	11,758	7,995	8,570
Other Foreign Countries	23,197	9,199	17,348	15,880	4,160	14,939	5,345	10,490	18,931	2,714
TOTAL FOREIGN COUNTRIES	26,098,197	32,756,330	14,604,315	13,874,460	13,283,450	1,28,22,350	1,09,37,745	80,42,555	76,46,658	80,00,877
<i>Share of Bengal</i>	<i>294,636,022</i>	<i>323,324,708</i>	<i>270,322,026</i>	<i>276,452,977</i>	<i>262,130,378</i>	<i>15,46,59,371</i>	<i>12,53,36,158</i>	<i>16,83,83,948</i>	<i>15,86,13,727</i>	<i>16,39,75,570</i>
<i>" Bombay</i>	<i>298,285</i>	<i>161,497</i>	<i>184,530</i>	<i>180,547</i>	<i>66,443</i>	<i>2,78,359</i>	<i>1,30,774</i>	<i>1,27,396</i>	<i>79,660</i>	<i>45,601</i>
<i>" Sind</i>	<i>11,975</i>	<i>5,489</i>	<i>2,696</i>	<i>66,572</i>	..	<i>9,335</i>	<i>3,548</i>	<i>2,013</i>	<i>23,600</i>	..
<i>" Madras</i>	<i>45,901,455</i>	<i>54,836,734</i>	<i>46,798,554</i>	<i>46,138,633</i>	<i>50,370,183</i>	<i>3,91,01,070</i>	<i>4,80,69,381</i>	<i>3,99,27,639</i>	<i>4,25,73,016</i>	<i>4,41,52,242</i>
<i>" Burma</i>	<i>12,393</i>	<i>2,140</i>	<i>3,305</i>	<i>34,409</i>	<i>33,912</i>	<i>7,517</i>	<i>7,544</i>	<i>8,290</i>	<i>24,408</i>	<i>33,312</i>
TOTAL	340,910,130	378,836,566	317,816,111	324,833,138	312,645,916	19,40,63,452	17,15,27,865	19,84,49,836	20,13,19,311	19,82,22,225
Green (I. H)—	Lbs.	Lbs.	Lbs.	Lbs.	Lbs.					
United Kingdom	608,174	3,10,423
TOTAL FOREIGN COUNTRIES	24	100
<i>Share of Bengal</i>	<i>608,174</i>	<i>3,10,423</i>
<i>" Sind</i>	24	100
TOTAL	608,174	..	24	3,10,423	..	100
Total Tea—	Lbs.	Lbs.	Lbs.	Lbs.	Lbs.					
United Kingdom (including Channel Islands)	291,198,941	330,660,080	276,262,141	288,517,318	275,605,237	16,92,83,872	14,78,45,503	17,56,43,286	18,14,68,935	17,75,13,200
Irish Free State (a)	—	—	2,148,182	1,807,106	3,026,852	—	—	15,00,424	10,66,463	17,09,289
Palestine	343,491	165,028	157,416	148,758	103,542	1,35,548	77,262	77,011	79,517	53,376
Aden and Dependencies	415,198	312,038	321,261	345,841	603,044	1,83,860	1,21,609	1,59,613	1,94,041	3,17,020
Bahrein Islands	1,160,625	712,072	260,775	314,585	319,261	4,34,590	2,34,031	1,02,149	1,74,917	1,83,109
Ceylon (excluding Maldives)*	2,006,708	3,531,815	3,216,815	3,045,858	3,406,358	20,31,427	23,23,431	20,29,626	20,22,368	22,65,341
Straits Settlements	276,723	226,920	120,589	13,695	10,905	1,71,912	1,16,177	62,153	9,136	6,983
Union of South Africa	653,204	532,028	543,023	448,581	714,927	3,42,883	2,60,109	3,32,639	2,33,364	3,55,926

* Tea consigned from British India to Ceylon is almost entirely transhipped at Colombo to other countries and does not therefore appear in the Ceylon Customs return as imports into Ceylon.

(a) Separately shown from 1933-34 Included in the United Kingdom up to 1932-33.

GENERAL EXPORTS

(670)

INDIAN MERCHANDISE

No. 11--continued

ARTICLES, AND COUNTRIES OF FINAL DESTINATION; ALSO SHARE OF EACH PROVINCE	QUANTITY					VALUE				
	1931-32	1932-33	1933-34	1934-35	1935-36	1931-32	1932-33	1933-34	1934-35	1935-36
	Lbs.	Lbs.	Lbs.	Lbs.	Lbs.	Rs.	Rs.	Rs.	Rs.	Rs.
Tan--continued										
Total Tan--continued										
Zanzibar and Pemba	50,058	40,346	7,209	6,600	7,360	31,167	31,843	9,300	4,252	5,607
Kenya Colony	64,681	2,930	5,144	6,081	8,712	41,438	1,639	2,654	3,407	4,458
Tanganyika Territory	7,020	2,198	200	6,907	2,343	200
Somaliland Protectorate	114,202	82,740	112,892	117,214	103,229	47,021	31,029	58,776	63,248	55,266
Anglo-Egyptian Sudan	454,202	92,074	225,550	489,209	171,059	2,00,908	42,583	2,17,731	2,65,012	91,124
Seychelles	11,908	12,965	7,928	10,225	10,170	7,558	2,251	2,885	6,007	5,544
Canada--										
Via Atlantic Coast	7,089,464	9,492,527	9,697,692	9,174,261	8,647,014	25,63,606	45,29,212	50,16,668	46,32,295	42,34,212
" Pacific "	6,444,001	7,202,172	8,431,274	8,639,850	4,125,405	21,71,222	24,42,775	27,42,064	12,42,476	20,87,646
British West India Islands (excluding Bahamas)	87,700	174,604	66,550	114,150	67,522	25,226	74,516	26,742	64,052	34,081
British Guiana	11,220	22,500	12,874	21,550	22,200	4,744	10,219	6,960	11,064	9,295
Commonwealth of Australia	2,508,235	1,639,612	1,986,655	1,585,625	1,866,037	12,96,212	8,01,169	10,72,526	8,12,712	9,52,616
New Zealand	1,014,072	1,145,896	2,497,399	1,116,241	407,342	5,44,870	5,75,604	12,21,580	6,56,372	2,09,222
Fiji Islands	15,619	16,768	20,212	14,216	29,220	5,582	5,412	11,206	7,507	15,906
Other British Possessions	15,925	11,665	12,722	12,444	4,029	6,275	4,201	7,063	9,505	4,427
Total BRITISH EMPIRE	215,420,107	256,079,728	202,211,728	210,952,672	229,262,457	12,15,51,212	16,05,90,060	19,04,07,221	19,26,72,652	19,02,21,242
U. S. A. R.--										
Northern	242,008	..	222,612	..	22,422	1,24,001	..	1,17,649	..	41,047
Southern	2,200,768	2,379,278	480,101	40,422	721,022	15,92,261	16,04,242	2,44,129	20,174	2,51,962
Pacific Ports (in Asia)	1,822,747	96,274	112,007	2,22,272	46,792	57,224
Sweden	21,022	20,222	12,249	2,091	7,729	10,529	11,227	7,222	5,422	4,161
Denmark	4,922	2,222	2,222	2,912	2,742	6,012	5,119	4,652	6,272	4,222
Poland (including Danzig)	67,262	..	2,612	4,572	11,422	62,122	..	6,052	2,972	2,722
Germany	106,461	122,202	222,209	142,247	142,512	20,009	24,722	1,22,292	1,00,212	91,019
Netherlands	79,022	122,071	26,612	109,422	62,222	42,029	66,012	50,422	24,127	22,221
Belgium	2,120	6,221	2,222	4,400	4,452	2,112	5,672	2,099	4,557	2,922
France	192,261	255,252	242,522	24,069	192,704	1,14,460	2,72,274	1,41,164	20,706	61,512
Italy (including Fiume)	5,120	12,066	7,676	4,722	7,966	4,204	7,127	5,479	2,422	5,022
Roumania	21,250	11,000	22,150	20,200	20,472	10,622	5,500	21,500	12,250	22,597
Greece (including Crete)	59,522	20	11,000	1,500	..	21,994	20	2,427	927	..
Turkey, European	179,700	97,750	420,720	201,177	90,650	1,09,222	62,721	2,74,921	1,51,509	57,220
Turkey, Asiatic	298,202	422,012	207,212	172,102	212,277	1,20,662	2,00,459	1,77,249	1,11,292	1,20,064
Syria	197,956	122,646	102,414	142,255	101,060	22,412	72,156	59,170	22,422	22,424
Mascat Territory and Trucial Oman	29,271	129,474	112,159	204,127	12,221	29,446	27,722	61,652	27,069	7,242
Other Native States in Arabia	1,120,269	1,592,052	422,062	944,210	742,562	4,46,616	4,21,266	2,00,491	5,17,292	2,90,154
Iraq	912,271	202,071	206,500	422,722	221,242	4,77,949	2,49,171	2,65,692	2,51,772	4,27,266
Iran	2,014,544	1,422,420	1,072,192	222,149	1,210,975	9,62,260	6,54,529	5,57,692	1,94,762	14,22,212
Sumatra	2,400	2,400	2,600	2,400	2,272	2,160
China (excluding of Hongkong and Macao)	1,202,927	72	221	..	150	6,41,266	20	111	..	72
Japan	11,272	2,272	6,420	12,292	2,922	2,222	7,549	2,010	14,479	7,166
Egypt	2,272,551	2,002,272	1,266,279	624,551	472,572	14,70,957	2,46,272	7,22,224	2,22,246	2,74,129
Tunis	2,500	..	62,222	1,250	..	21,011	..
Algeria	40	11,192	..	40	5,022	..
Portuguese East Africa	52,299	49,566	22,241	20,276	22,992	41,501	22,295	12,156	10,912	12,724

No. 11—continued

ARTICLES AND COUNTRIES OF FINAL DESTINATION; ALSO SHARE OF EACH PROVINCE	QUANTITY					VALUE				
	1931-32	1932-33	1933-34	1934-35	1935-36	1931-32	1932-33	1933-34	1934-35	1935-36
<i>Tea—concluded</i>										
<i>Total Tea—concluded</i>	Lbs.	Lbs.	Lbs.	Lbs.	Lbs.	₹	₹	₹	₹	₹
Italian East Africa (Somaliland and Eritrea)	370,609	353,876	320,095	314,776	702,365	1,48,498	1,23,977	1,57,979	3,00,054	3,74,596
French Somaliland	99,887	50,972	49,010	48,517	23,216	44,051	18,977	23,980	23,028	14,985
United States of America—										
<i>Via Atlantic Coast</i>	9,855,658	10,772,360	8,917,555	7,655,457	6,583,728	47,65,785	55,31,687	44,50,837	41,87,375	35,20,072
<i>" Pacific "</i>	441,664	365,002	299,829	347,808	302,061	2,33,221	1,84,680	1,63,865	2,07,758	1,73,706
Cuba	..	17,000	12,750
Uruguay	..	5,000	7,500	21,000	3,750	3,750	10,750	..
Argentine Republic (including the Atlantic Coast of Patagonia)	180,030	124,025	106,302	49,020	16,700	96,235	66,814	56,223	24,885	8,350
Chile (including the Pacific Coast of Patagonia)	332,449	360,517	2,250	1,489,574	96,500	1,74,448	2,50,579	1,125	7,56,824	64,602
Peru	23,100	56,856	22,211	15,991	15,000	14,100	41,016	11,758	7,995	8,750
Other Foreign Countries	23,197	9,199	17,348	15,880	4,160	14,939	5,345	10,490	8,931	2,714
TOTAL FOREIGN COUNTRIES	26,098,197	22,756,830	14,504,339	13,874,460	13,283,459	1,28,22,359	1,09,37,745	80,42,655	76,46,658	80,00,877
<i>Share of Bengal</i>	295,294,196	323,824,700	270,322,035	276,452,977	263,180,378	15,49,79,694	12,53,26,158	15,33,33,948	15,36,13,727	15,39,75,570
<i>Bombay</i>	293,285	181,497	184,530	150,547	56,443	2,76,259	1,30,774	1,27,896	79,500	45,501
<i>Sind</i>	11,976	5,439	3,720	66,372	..	9,335	3,648	2,113	28,600	..
<i>Madras</i>	45,901,455	54,326,734	46,793,554	48,133,633	50,370,183	3,91,01,070	4,60,59,331	3,99,27,639	4,26,73,015	4,41,62,242
<i>Burma</i>	12,393	3,140	3,305	24,409	38,912	7,517	7,844	8,290	24,409	38,912
TOTAL	341,518,304	378,336,566	317,316,135	324,833,138	312,045,916	19,48,73,875	17,15,27,805	19,84,49,936	20,13,19,311	19,82,22,225
<i>Tea waste, for the manufacture of Caffeine (II. B)—</i>	Lbs.	Lbs.	Lbs.	Lbs.	Lbs.					
United Kingdom (including Channel Islands)	493,814	126	40,332	6
Straits Settlements	3,624	178	..
TOTAL BRITISH EMPIRE	493,814	3,624	126	40,332	178	6
Germany	..	228,945	2,350	19,347	108
United States of America—										
<i>Via Atlantic Coast</i>	2,204,938	2,587,350	5,780,828	3,207,026	3,909,288	1,43,381	1,22,604	2,60,625	1,49,875	1,78,914
<i>Other Foreign Countries</i>	..	54,128	1,358
TOTAL FOREIGN COUNTRIES	2,204,938	2,870,423	5,782,678	3,207,026	3,909,288	1,43,381	1,43,309	2,60,723	1,40,875	1,78,914
<i>Share of Bengal</i>	2,698,752	2,816,623	5,731,378	3,210,650	3,370,614	1,83,713	1,40,351	2,57,934	1,41,053	1,76,736
<i>Madras</i>	..	53,800	50,800	..	53,800	..	2,958	2,794	..	2,134
TOTAL	2,698,752	2,870,423	5,782,678	3,210,650	3,909,414	1,83,713	1,43,309	2,60,723	1,41,053	1,78,920
<i>Textiles—</i>										
<i>Cotton—</i>										
<i>Raw (II. M)—</i>	Tons	Tons	Tons	Tons	Tons					
United Kingdom (including Channel Islands)	29,723	29,434	61,087	61,955	81,454	1,63,94,568	1,60,84,515	3,37,41,141	3,41,93,006	4,61,47,303
Palestine	13	190	7,000	1,03,830
Ceylon (excluding Maldives)	692	308	190	461	567	5,44,019	2,68,875	2,17,290	3,22,209	4,30,080
Straits Settlements	9	..	60	5,320	..
Hongkong	262	5	..	12	6	1,50,000	1,500	..	4,908	3,164
Canada—										
<i>Via Atlantic Coast</i>	8	9	9	76	484	4,150	4,000	5,000	34,850	2,43,158
<i>" Pacific "</i>	4	18	14	2,625	8,750	6,750
Commonwealth of Australia	200	723	327	533	781	1,20,001	3,95,128	1,72,630	3,03,333	3,98,920
Other British Possessions	1	1	9	11	14	880	502	3,995	3,640	5,337
TOTAL BRITISH EMPIRE	30,736	30,480	61,592	63,087	83,516	1,02,13,028	1,07,52,520	3,41,42,681	3,48,88,076	4,63,83,548

GENERAL EXPORTS

(672)

INDIAN MERCHANDISE

No. 11—continued

ARTICLES, AND COUNTRIES OF FINAL DESTINATION; ALSO SHARE OF EACH PROVINCE	QUANTITY					VALUE				
	1931-32	1932-33	1933-34	1934-35	1935-36	1931-32	1932-33	1933-34	1934-35	1935-36
Textiles—continued										
Cotton—continued										
<i>Rate (L. M.)—continued</i>	Tons	Tons	Tons	Tons	Tons	R	R	R	R	R
Finland	9
Lithuania	169	108	76,149	85
Sweden	248	62	158	321	414	1,12,715	83,340	71,925	1,31,500	1,96
Latvia	20	18,007	..
Norway	30	20	25	35	28	16,150	10,500	12,600	17,335	14
Denmark	5	20	19	42	97	2,368	9,500	10,450	24,020	24
Poland (including Danzig)	158	3,836	4,553	6,374	..	76,900	18,65,091	23,55,767	21,72
Germany	29,575	26,777	43,934	27,387	47,070	1,47,52,687	1,34,21,959	2,09,51,618	1,30,20,643	1,60,71
Netherlands	5,921	6,664	11,604	8,384	7,806	29,73,543	32,79,321	54,01,338	38,59,928	29,31
Belgium	21,548	22,320	25,756	27,347	40,185	1,15,53,642	1,23,86,146	1,43,04,726	1,46,70,875	2,20,42
France	14,399	21,277	28,600	23,391	29,626	78,76,661	1,16,98,737	1,53,19,741	1,35,23,764	1,61,21
Spain	8,074	9,335	10,965	10,774	12,062	42,12,634	46,71,176	63,39,784	65,31,808	63,71
Portugal (including Azores and Madeira)	112	324	449	523	745	67,573	1,70,175	2,00,630	2,51,415	1,64
Switzerland	1	2	1	61	100	1,425	2,015	1,085	24
Italy (including Fiume)	33,332	27,373	46,555	49,598	27,539	1,65,47,489	1,49,58,498	2,38,77,732	2,54,72,573	1,41,73
Austria	11	20	7,750	21
Hungary	19	91
Czecho-Slovakia	232	1,27
Yugoslavia (Kingdom of the Serbs, Croats and Slovenes)	25	435	14,652	2,20
Bulgaria	20	445	1,331	9,350	2,08,300	6,94
Romania	26	86	257	17,050	49,365	1,13
Greece (including Crete)	358	775	2,842	3,549	2,441	1,89,305	4,17,435	18,41,923	21,28,767	14,99
Syria	19	11,000	..
French Indo-China	2,625	562	2,114	2,480	2,120	14,89,000	2,86,202	16,40,660	13,97,508	11,20
China (exclusive of Hong- kong and Macao)	77,846	23,928	6,642	25,374	19,393	4,50,25,230	1,32,75,339	3,30,49,272	1,29,26,499	1,06,54
Japan	122,818	104,686	197,414	366,991	314,187	11,04,66,490	11,12,31,339	11,37,61,197	21,53,20,032	17,94,21
Egypt	4	43	17	8,000	22,900	13
Portuguese East Africa	10	5,500	..
United States of America— Via Atlantic Coast	4,923	930	4,618	5,259	9,496	25,24,144	5,62,048	22,10,197	23,00,484	45,38
" Pacific "	409	156	481	533	704	1,62,329	78,987	2,27,604	2,33,162	8,15
Chile (including the Pacific Coast of Patagonia)	12	6,800
Other Foreign Countries	5	9	4	1	15	1,735	4,500	2,565	1,200	6
TOTAL FOREIGN COUNTRIES	392,294	334,372	442,138	500,189	523,020	21,82,55,641	18,69,68,031	24,11,31,138	31,46,48,086	26,14,11
Share of Bengal	6,153	5,394	10,967	7,903	14,637	32,12,165	30,73,316	32,10,739	39,84,664	71,55
" Bombay	270,980	206,326	253,518	324,501	303,804	15,77,04,457	12,25,53,200	16,32,74,680	19,46,80,968	17,66,62
" Sind	128,476	123,666	200,404	280,148	255,416	6,35,23,061	6,43,12,539	9,62,06,656	12,66,49,111	13,39,62
" Madras	12,366	10,514	17,871	26,336	12,300	78,89,543	69,20,176	1,11,44,349	1,74,31,968	97,06
" Burma	5,197	13,653	20,960	14,389	18,339	26,44,303	67,96,330	1,04,37,896	73,06,403	1,02,36
TOTAL { Tons : 423,090	364,852	503,720	623,276	606,536	606,536	23,44,72,260	20,37,20,601	27,62,73,819	34,95,36,112	33,77,02
{ Bales. † 2,369,248	2,043,171	2,820,832	3,490,345	3,396,002	3,396,002					
Waste (L. M.)—	Owts.	Owts.	Owts.	Owts.	Owts.					
United Kingdom (including Channel Islands)	93,537	84,304	93,721	93,699	1,30,548	16,35,521	14,22,008	15,41,468	15,67,610	23,33
Bahrein Islands	967	1,252	478	1,227	1,110	8,755	16,591	10,503	20,723	15
Ceylon (excluding Maldives)	2,243	1,630	2,078	1,978	1,696	59,332	39,790	41,498	31,821	27
Straits Settlements	524	546	263	406	128	10,179	8,658	4,564	3,566	2
Union of South Africa	78	514	1,532	315	..	2,810	13,026	28,225	6
Zanzibar and Pemba	215	211	..	38	79	5,400	3,400	..	660	1
Kenya Colony	408	56	928	481	86	7,337	823	10,119	7,020	1
Mauritius and Dependencies	194	311	69	270	206	6,136	7,122	1,971	7,624	5
Canada— Via Atlantic Coast	875	1,246	10,000	16
Commonwealth of Australia	1,747	1,598	1,462	947	2,493	28,850	31,740	29,343	20,170	41
New Zealand	399	572	557	511	512	6,000	12,050	11,200	8,240	7
Other British Possessions	522	377	838	300	249	10,639	7,978	11,288	5,038	4
TOTAL BRITISH EMPIRE	100,771	90,935	100,908	102,354	147,658	17,78,149	15,58,360	16,74,886	17,10,751	24,63

† Bale of Cotton=400 lbs.

No. 11—continued

ARTICLES, AND COUNTRIES OF FINAL DESTINATION; ALSO SHARE OF EACH PROVINCE	QUANTITY					VALUE				
	1931-32	1932-33	1933-34	1934-35	1935-36	1931-32	1932-33	1933-34	1934-35	1935-36
Textiles—continued						R	R	R	R	R
Cotton—continued	Cwts.	Cwts.	Cwts.	Cwts.	Cwts.					
Waste (II. M)—continued										
Sweden	2,919	2,930	12,575	16,410	18,165	62,095	39,622	1,72,954	2,59,728	2,05,392
Norway	628	157	4,958	575	2,255	14,680	2,420	76,738	10,230	85,120
Denmark	1,348	5,124	7,002	5,431	5,098	27,918	82,130	1,05,071	65,065	72,517
Germany	55,192	53,340	56,214	54,654	91,057	5,09,004	5,22,216	6,08,355	6,42,681	18,54,017
Netherlands	1,814	2,289	4,634	2,122	5,578	15,155	27,831	71,850	37,680	1,03,995
Belgium	28,491	29,668	28,604	46,081	57,029	3,58,194	3,23,426	3,39,110	6,38,894	7,50,875
France	9,561	23,300	10,311	15,765	27,628	1,05,915	3,56,744	1,33,991	2,53,361	4,14,160
Spain	788	3,234	10,255	14,511	9,860	12,300	40,168	1,50,540	2,44,820	1,99,995
Italy (including Fiume)	12,642	7,868	5,249	4,517	4,097	1,78,550	1,38,820	84,203	72,000	82,529
Austria	1,242	175	..	331	..	15,070	4,250	..	3,650	..
Greece (including Crete)	214	7,270
Makat Territory and Trucial Oman	118	369	611	286	153	1,965	4,325	6,270	4,820	2,355
Other Native States in Arabia	167	145	192	119	510	1,025	1,250	2,010	1,820	9,480
Iraq	1,147	1,723	2,752	3,128	4,541	24,539	20,101	39,657	65,913	78,621
Iran	75	1,354	1,482	1,188	..	741	12,046	13,866	10,413
Egypt	492	938	405	2,293	..	9,430	16,820	5,100	31,815
Portuguese West Africa	1,979	4,125	6,574	4,185	5,373	34,966	67,184	1,16,651	71,615	86,630
United States of America—										
Vid Atlantic Coast	14,426	5,771	26,646	78,666	81,263	1,43,955	55,871	2,10,418	8,42,471	10,01,150
" Pacific "	2,380	787	3,239	171	2,192	52,500	11,500	55,400	2,228	24,612
Other Foreign Countries	310	175	382	322	343	6,068	3,114	6,002	4,090	6,192
TOTAL FOREIGN COUNTRIES	145,105	146,742	182,535	249,209	319,542	15,63,527	17,20,697	21,98,609	32,40,070	45,37,028
Share of Bengal	6,972	6,459	6,378	7,417	14,119	85,329	79,467	74,727	95,381	2,00,344
" Bombay	324,676	215,333	263,709	325,145	418,635	32,05,110	21,44,511	37,37,937	47,69,138	64,52,693
" Sind	18	38	5	22	10	340	600	130	428	169
" Madras	14,213	15,155	13,359	18,973	24,432	55,298	46,531	61,589	85,360	3,47,557
" Burma	202	1	1	4	14	2,328	12	16	62
TOTAL	245,376	237,677	283,443	351,563	467,200	33,46,676	32,74,057	38,78,495	49,50,821	70,00,825
Twist and Yarn—										
Grey Nos. 1 to 10 (III. P)—	Lbs.	Lbs.	Lbs.	Lbs.	Lbs.					
United Kingdom (including Channel Islands)	149,200	196,000	498,000	205,160	180,400	45,124	64,352	1,34,238	66,426	65,618
Malta and Goso	6,000	11,200	30,400	8,800	18,800	1,685	4,450	7,981	3,000	4,756
Cyprus	133,240	54,800	60,825	70,530	99,088	48,090	20,550	21,235	21,885	37,793
Palestine	15,600	81,200	15,600	400	72,300	7,525	36,967	7,800	200	34,498
Aden and Dependencies	671,800	600,300	893,200	500,376	814,780	3,57,780	3,11,417	4,42,731	2,47,403	3,74,630
Bahrain Islands	106,000	67,800	98,400	68,000	68,000	52,725	34,400	48,600	32,000	33,725
Ceylon (excluding Maldives).	3,870	3,414	8,376	16,810	6,000	3,450	1,799	5,920	8,500	3,512
Strait Settlements	105,200	77,880	160,880	324,200	761,980	57,480	39,411	82,857	1,58,920	3,79,254
Hongkong	70,000	25,000
Union of South Africa	254,040	..	6,000	8,400	..	71,098	..	2,374	2,587	..
Zanzibar and Pemba	15,124	14,000	23,900	37,624	46,556	8,040	5,930	11,708	15,600	20,715
Kenya Colony	27,796	30,900	23,248	30,272	46,808	15,983	16,600	12,365	14,835	25,410
Tanganyika Territory	1,600	12,000	4,400	4,680	7,170	1,100	6,213	2,550	2,300	4,180
Other British Possessions	5,420	2,240	9,200	4,200	..	1,894	1,172	2,070	2,200
TOTAL BRITISH EMPIRE	1,559,470	1,154,914	1,770,169	1,282,452	2,126,082	6,89,970	5,43,988	7,79,428	5,76,076	9,86,347

GENERAL EXPORTS

(674)

INDIAN MERCHANDISE

No. 11—continued

ARTICLES, AND COUNTRIES OF FINAL DESTINATION; ALSO SHARE OF EACH PROVINCE	QUANTITY					VALUE				
	1931-32	1932-33	1933-34	1934-35	1935-36	1931-32	1932-33	1933-34	1934-35	1935-36
Textiles—continued										
Cotton—continued										
Wool—continued										
Grey No. 1 to 10 (III. F)—continued										
Union of Socialist Soviet Republic—	Lbs.	Lbs.	Lbs.	Lbs.	Lbs.					
Southern	10,800	14,000	5,400	6,875
Germany	58,800	80,000	17,087	25,173	..
Bulgaria	478,300	377,300	310,400	111,589	10,000	1,05,408	1,05,479	1,03,758	44,450	..
Roumania	12,000
Greece (including Crete)	20,000	87,600	80,400	20,800	94,800	6,595	21,323	13,468	6,519	..
Turkey, European	4,000	22,800	12,112	1,250	11,400	5,804
Turkey, Asiatic	45,800	98,600	10,000	42,100	..	15,231	45,074	5,000	14,131	..
Syria	441,000	402,800	344,800	199,040	118,500	1,04,797	1,78,760	1,51,523	74,085	..
Mascat Territory and Trucial Oman	71,800	44,100	53,975	32,906	37,725	41,175	24,200	28,897	19,945	..
Other Native States in Arabia	52,380	119,080	115,372	41,300	57,680	23,705	58,337	34,523	18,445	..
Iraq	859,800	630,600	465,800	312,300	528,800	2,98,888	2,26,475	1,60,734	1,70,598	..
Iran	1,504,105	868,400	320,800	124,100	1,200	7,88,575	1,69,234	1,29,851	48,400	..
Shan	108,300	179,900	306,900	223,800	115,600	48,575	80,550	1,42,600	1,08,900	..
Egypt	382,200	44,800	55,200	1,46,510	21,400
Tripoli (Libya)	6,000	10,000	2,000	5,000
Portuguese East Africa	93,558	21,520	..	400	400	21,891	10,610	..	200	..
Italian East Africa (Somaliland and Brites)	16,100	17,380	20,150	37,300	21,100	7,995	8,298	8,220	15,525	..
French Somaliland	218,700	480,200	578,080	168,800	92,800	1,80,150	2,47,087	2,24,627	1,08,400	..
Other Foreign Countries	5,200	6,010	5,800	2,000	22,120	4,000	2,300	1,683	1,000	..
TOTAL FOREIGN COUNTRIES	4,409,143	2,794,680	2,672,189	1,508,225	1,175,225	19,12,296	12,27,106	11,26,561	6,56,079	4,000
Share of Bengal	29,800	4,800	6,200	6,200	2,200
" Bombay	5,945,613	3,240,300	4,222,220	2,274,925	2,294,997	28,97,916	17,20,261	12,98,623	12,10,441	11,000
" Madras	191,864	18,988	5,754	48,542	7,966	2,114	..
TOTAL	5,968,612	2,949,594	4,442,368	2,580,587	2,201,227	26,02,206	17,71,069	19,05,989	12,32,755	14,000
Grey Nos. 11 to 20 (III. F)—										
United Kingdom (including Channel Islands)	Lbs.	Lbs.	Lbs.	Lbs.	Lbs.					
Cyprus	95,800	69,680	160,700	178,020	206,378	39,501	22,405	75,085	79,911	..
Palestine	64,000	275,600	382,000	374,725	307,900	39,575	1,22,400	1,78,800	1,87,380	..
Aden and Dependencies	335,500	1,308,800	1,120,700	822,400	599,000	5,42,527	7,06,609	5,65,766	4,24,968	..
Bahrain Islands	14,000	21,300	24,800	44,000	61,400	7,650	11,200	17,550	22,200	..
Ceylon (including Maldives)	18,984	21,012	27,008	20,900	9,600	10,462	14,921	12,228	10,616	..
Straits Settlements	317,716	220,400	308,746	252,728	379,200	2,25,989	1,19,550	1,71,700	1,28,200	..
Hongkong	60,000	4,000	20,000	1,950
Zanzibar and Pemba	28,400	20,400	26,550	17,512	6,500	20,800	15,300	14,225	8,495	..
Kenya Colony	50,900	55,000	96,128	57,686	78,100	26,150	28,775	59,249	22,050	..
Tanganyika Territory	11,768	8,012	15,800	18,568	26,000	10,680	7,960	15,050	11,900	..
Anglo-Egyptian Sudan	1,900	17,150	14,000	950	8,279	..
Commonwealth of Australia	12,100	8,308	..
Other British Possessions	2,000	1,000	2,920	6,422	6,840	1,800	725	1,114	2,042	..
TOTAL BRITISH EMPIRE	1,500,599	2,014,777	2,150,452	1,971,176	1,697,218	9,66,816	10,84,875	11,07,672	9,42,972	6,000
Union of Socialist Soviet Republic—										
Southern	22,000	12,000	16,125	6,000
Spain	12,000
Bulgaria	22,000	..	16,000	4,000	..	8,062	..	5,800	1,625	..
Roumania	70,964	298,400	80,897	..
Turkey, European	20,400	22,000	24,000	29,417	..	14,380	16,250	12,758	15,300	..
Greece (including Crete)	10,000	400	..	60,420	..	3,875	166

No. 11—continued

ARTICLES, AND COUNTRIES OF FINAL DESTINATION; ALSO SHARE OF EACH PROVINCE	QUANTITY					VALUE				
	1931-32	1932-33	1933-34	1934-35	1935-36	1931-32	1932-33	1933-34	1934-35	1935-36
Textiles—continued						R	R	R	R	R
Cotton—continued										
Wool—continued										
Turist and Yarn—continued										
Grey Nos. 11 to 20 (III. P)— continued	Lbs.	Lbs.	Lbs.	Lbs.	Lbs.					
Turkey, Asiatic	808,300	242,000	892,400	730,780	..	1,37,824	1,16,608	1,79,188	3,35,253	..
Syria	496,500	1,342,200	2,450,000	3,212,961	2,321,106	2,43,554	9,26,817	12,18,484	15,89,199	11,62,440
Mesopotamian Territory and Trucial Oman	102,078	89,124	74,235	77,268	58,630	71,795	57,971	41,387	43,895	33,705
Other Native States in Arabia	53,600	102,500	45,300	51,050	62,980	38,950	60,438	24,800	27,615	34,215
Iraq	823,200	463,400	336,100	220,800	333,900	4,21,045	2,30,775	1,56,224	1,00,899	1,60,536
Iran	4,974,500	3,270,460	3,231,362	216,204	7,000	30,22,827	18,61,764	12,51,257	1,15,970	3,181
Hanjam Island	6,800	60	3,600	30	..
Siam	683,400	562,000	482,800	423,400	415,200	5,33,246	3,04,925	2,42,025	2,19,340	2,09,300
China (exclusive of Hongkong and Macao)	20,000	4,000	13,500	1,812
Egypt	1,059,546	443,731	216,410	142,120	372,340	4,96,843	2,26,077	1,20,501	77,373	2,06,123
Tripoli (Libya)	6,000	42,000	19,600	28,800	..	3,000	20,250	9,800	14,400	..
Morocco French (a)	18,000	9,000
Italian East Africa (Somali- land and Eritrea)	16,400	11,800	21,400	12,800	38,800	13,250	8,050	12,200	8,025	28,300
French Somaliland	525,600	1,131,250	909,800	771,704	187,200	3,35,746	6,19,173	4,62,890	3,90,602	93,350
Other Foreign Countries	1,208	6,434	22,593	4,112	..	456	3,398	9,329	2,167
TOTAL FOREIGN COUNTRIES .	9,159,422	8,319,673	7,263,041	6,019,924	4,191,668	53,70,143	44,59,631	37,44,468	29,84,842	21,36,307
Share of Bengal	13,716	2,100	..	6,531	308	..
.. Bombay	10,050,213	9,345,922	9,031,937	7,432,201	5,526,416	69,54,668	53,09,161	46,91,654	36,97,137	27,35,780
.. Sind	2,476	5,424	6,594	10,133	24,740	7,320	3,620	3,319	6,220	12,130
.. Madras	535,531	433,043	325,962	446,871	337,740	3,67,344	3,31,665	2,67,137	2,24,099	1,91,949
TOTAL	10,658,991	10,334,450	9,413,493	7,891,100	5,838,386	69,36,964	55,44,506	48,52,140	39,27,314	29,89,909
	Lbs.	Lbs.	Lbs.	Lbs.	Lbs.					
Grey Nos. 21 to 30 (III. P)—										
Palatine	12,000	..	720	400	6,800	8,000	..	387	200	1,905
Aden and Dependencies	17,000	45,325	42,800	22,100	10,500	14,325	33,700	30,000	15,312	6,800
Straits Settlements	102,400	102,800	91,800	20,400	3,200	99,900	1,01,200	60,200	19,000	3,200
Kenya Colony	4,000	16,000	10,000	6,000	..	2,600	10,374	6,787	4,000
Other British Possessions	6,240	8,320	10,326	6,720	4,500	8,902	4,775	6,389	4,500	2,513
TOTAL BRITISH EMPIRE .	137,640	160,465	134,946	59,620	31,000	1,26,627	1,42,275	1,07,350	46,308	18,413
	Lbs.	Lbs.	Lbs.	Lbs.	Lbs.					
Turkey, European	6,400	10,000	30,592	85,794	..	3,390	5,111	11,574	41,869	..
Turkey, Asiatic	8,000	3,200	48,800	76,000	..	4,073	1,662	23,188	41,144	..
Syria	56,100	14,000	..	8,000	..	32,932	7,122	..	3,744	..
Iran	2,400	1,600	1,735,500	1,175,750	..	1,735	1,200	9,56,850	6,45,350	..
Egypt	16,600	30,780	45,730	12,850	..	11,166	17,623	25,521	7,730	..
French Somaliland	1,500	47,000	16,800	32,800	10,000	1,125	32,600	10,062	22,371	7,007
Other Foreign Countries	16,093	806	6,800	12,730	3,400	9,725	604	4,000	8,275	4,942
TOTAL FOREIGN COUNTRIES .	107,936	107,336	1,374,322	1,403,974	13,400	64,136	66,827	10,31,193	7,70,938	12,029

(a) Separately Specified from 1933-34.

GENERAL EXPORTS

(676)

INDIAN MERCHANDISE

No. 11—continued

ARTICLES, AND COUNTRIES OF FINAL DESTINATION; ALSO SHARE OF EACH PROVINCE	QUANTITY					VALUE				
	1931-32	1932-33	1933-34	1934-35	1935-36	1931-32	1932-33	1933-34	1934-35	1935-36
Textiles—continued										
Cotton—continued										
Twist and Yarn—continued										
Grey Nos. 21 to 30 (III. F) —continued	Lbs.	Lbs.	Lbs.	Lbs.	Lbs.					
Share of Bombay	182,848	210,748	1,279,109	1,202,130	23,400	1,62,250	1,72,929	10,66,450	7,22,699	
“ Madras	51,738	57,983	180,968	161,464	31,000	57,313	22,122	72,095	22,699	
TOTAL	234,586	268,731	2,009,168	1,463,594	49,400	1,90,763	2,08,102	11,38,545	8,17,291	
Grey Nos. 31 to 40 (III. F)—	Lbs.	Lbs.	Lbs.	Lbs.	Lbs.					
Aden and Dependencies	12,600	22,800	400	9,378	21,000	
Union of South Africa	..	20,000	6,000	9,325	1,876	..	
Other British Possessions	1,200	6,800	8,900	2,200	7,834	1,000	4,400	4,955	2,475	
TOTAL BRITISH EMPIRE	13,700	65,600	14,900	2,200	8,234	10,378	25,325	6,830	2,475	
Foreign Countries										
Cyprus	10,000	10,000	
Iran	2,600	5,000	7,600	11,400	..	1,950	2,750	5,700	9,300	
Shan	24,800	24,800	
Egypt	6,600	5,225	
French Somaliland	24,800	114,700	18,225	87,900	
Other Foreign Countries	800	1,500	..	800	100	600	1,075	..	491	
TOTAL FOREIGN COUNTRIES	78,900	121,200	7,600	12,200	100	70,800	98,325	5,700	9,791	
Share of Bengal	..	20,000	6,400	600	700	..	9,225	1,998	260	
“ Bombay	22,600	166,200	15,100	14,200	6,750	21,175	1,19,325	10,260	11,425	
“ Madras	600	800	297	185	491	
TOTAL	92,600	186,600	21,900	15,600	8,334	81,175	1,28,550	12,530	12,266	
Grey, above No. 40 (III. F)—	Lbs.	Lbs.	Lbs.	Lbs.	Lbs.					
Ceylon (including Maldives)	6,800	200	632	6,244	145	
Other British Possessions	1,600	6,000	50	1,200	2,850	
TOTAL BRITISH EMPIRE	6,800	200	1,600	6,000	712	6,244	145	1,200	2,850	
TOTAL FOREIGN COUNTRIES	4,800	..	800	2,400	..	4,550	..	600	1,900	
Share of Bengal	282	
“ Bombay	6,800	..	2,400	2,400	50	6,675	..	1,200	5,750	
“ Madras	4,800	200	400	4,119	145	
TOTAL	11,600	200	2,400	2,400	712	10,794	145	1,200	5,750	
Grey two-folds (doubles) (III. F)—	Lbs.	Lbs.	Lbs.	Lbs.	Lbs.					
United Kingdom (including Channel Islands)	..	1,600	705	
Palestine	218,200	1,200	1,68,700	600	
Aden and Dependencies	598,300	26,400	..	4,000	11,200	2,76,287	19,000	..	2,400	
Straits Settlements	155,600	17,800	10,200	..	22,800	1,09,110	2,400	10,100	..	

No. 11—continued

ARTICLES AND COUNTRIES OF FINAL DESTINATION; ALSO SHARE OF EACH PROVINCE	QUANTITY					VALUE				
	1931-32	1932-33	1933-34	1934-35	1935-36	1931-32	1932-33	1933-34	1934-35	1935-36
Textiles—continued						R	R	R	R	R
Cotton—continued										
Fabrics and Yarn—continued										
Grey, twofolds (doubles) (III. F)—continued	Lbs.	Lbs.	Lbs.	Lbs.	Lbs.					
Other British Possessions .	10,400	1,200	..	9,500	7,400	6,672	660	..	5,334	3,799
TOTAL BRITISH EMPIRE .	972,500	68,000	19,200	18,500	47,400	6,57,769	29,965	10,100	7,784	23,799
Yugoslavia (Kingdom of the Serbs, Croats and Slovenes)	20,800	8,800
Bulgaria	49,300	8,800	..	20,000	..	17,537	3,703	..	10,000	..
Greece (including Crete) . .	7,600	44,400	..	3,256	14,981	..
Turkey, European	27,600	18,800
Syria	1,168,000	20,800	19,600	35,200	6,000	9,34,450	17,400	9,800	17,600	3,750
Native States in Arabia other than Maskat Terri- tory and Trucial Oman . . .	81,300	5,200	300	47,800	2,000	300
Iraq	9,800	..	2,400	3,200	..	5,200	..	1,200	989	..
Iran	18,900	400	7,400	5,100	..	12,659	300	3,650	2,775	..
Siam	224,400	14,300	39,600	1,31,600	8,600	19,800
Egypt	943,800	6,480	8,000	6,75,039	3,491	5,000
Tripoli (Libya)	57,200	31,800
Italian East Africa (Somal- land and Eritrea)	23,600	17,400
French Somaliland	1,095,000	17,600	7,61,175	3,700
Other Foreign Countries . .	20,400	1,600	14,800	8,875	900	6,321
TOTAL FOREIGN COUNTRIES .	3,726,400	78,100	69,000	116,980	49,900	26,99,621	41,306	34,450	50,786	24,671
Share of Bombay	4,898,500	131,100	88,200	121,700	97,300	33,57,173	71,271	44,550	54,170	48,470
" Madras	400	7,780	..	217	4,360	..
TOTAL	4,898,900	131,100	88,200	129,480	97,300	33,57,390	71,271	44,550	58,520	48,470
Coloured Nos. 1 to 20 (III. F)—	Lbs.	Lbs.	Lbs.	Lbs.	Lbs.					
Aden and Dependencies . .	45,000	43,400	42,900	41,970	37,140	24,675	23,075	35,330	28,600	25,310
Other British Possessions . .	5,998	1,680	850	2,350	2,000	3,908	1,755	785	2,015	1,600
TOTAL BRITISH EMPIRE .	50,998	44,980	43,810	44,320	39,140	28,583	24,830	36,115	30,615	26,740
Maskat Territory and Trucial Oman	8,300	6,498	6,300	6,900	2,500	6,075	5,700	5,525	5,625	2,076
Other Native States in Arabia	14,400	17,100	10,400	17,200	10,000	10,150	11,800	4,650	11,150	7,150
Iran	4,400	7,800	800	2,400	..	2,200	5,500	1,800	1,800	..
Italian East Africa (Somal- land and Eritrea)	3,150	2,600	4,200	12,800	3,200	2,400	2,400	3,050	9,700	2,800
Other Foreign Countries . .	3,600	..	2,400	2,800	..	950
TOTAL FOREIGN COUNTRIES .	38,900	38,996	24,100	39,300	16,700	24,228	25,100	19,975	28,075	12,025

GENERAL EXPORTS

(678)

INDIAN MERCHANDISE

No. 11—continued

ARTICLES AND COUNTRIES OF FINAL DESTINATION; ALSO SHARE OF EACH PROVINCE	QUANTITY					VALUE				
	1931-32	1932-33	1933-34	1934-35	1935-36	1931-32	1932-33	1933-34	1934-35	1935-36
Textiles—continued										
Cotton—continued						R	R	R	R	R
Twist and Yarn—continued	Lbs.	Lbs.	Lbs.	Lbs.	Lbs.					
Coloured Nos. 1 to 20 (III. F.) —continued										
Share of Bombay	24,748	78,369	67,919	23,679	54,169	67,358	59,339	54,799	54,690	24,748
“ Madras	199	698	169	709
TOTAL	24,947	79,067	67,919	23,679	54,169	67,527	60,048	54,800	54,690	24,748
Coloured Nos. 21 to 40 (III. F.)—	Lbs.	Lbs.	Lbs.	Lbs.	Lbs.					
TOTAL BRITISH EMPIRE	3,600	1,000	3,000	1,020	3,917	4,180	2,000	2,100	1,330	2,400
TOTAL FOREIGN COUNTRIES	1,300	..	1,300	..	1,300	1,400	..	660	..	1,300
Share of Bombay	2,700	1,000	2,000	1,020	2,600	2,780	2,000	2,760	1,330	2,400
“ Madras	717
TOTAL	4,700	1,000	4,300	1,020	4,717	5,580	2,000	2,760	1,330	4,100
Coloured above No. 40 (III. F.)—	Lbs.	Lbs.	Lbs.	Lbs.	Lbs.					
TOTAL BRITISH EMPIRE	644	789
TOTAL FOREIGN COUNTRIES	309	..	309	150	..	309	..
Share of Bombay	150	309	309	150	789	309	..
“ Madras	335
TOTAL	150	984	309	150	789	309	..
Coloured twofolds (double) (III. F.)—	Lbs.	Lbs.	Lbs.	Lbs.	Lbs.					
Adm and Dependencies	2,400	2,000	2,000	2,200	..
Other British Possessions	1,200	1,050
TOTAL BRITISH EMPIRE	1,200	..	2,400	2,000	..	1,050	..	2,000	2,200	..
TOTAL FOREIGN COUNTRIES	1,300	900
Share of Bombay	2,400	..	2,400	2,000	..	1,950	..	2,000	2,200	..
White Bleached, Nos. 1 to 40* (III. F.)—			Lbs.	Lbs.	Lbs.					
Adm and Dependencies	22,400	23,200	43,200	16,200	21,000	24,000
Straits Settlements	108,200	99,600	98,400	52,800	48,975	60,000
Other British Possessions	1,925	2,025	5,425	975	1,501	4,000
TOTAL BRITISH EMPIRE	141,125	145,825	147,025	69,975	71,476	78,000
French Somaliland	11,200	5,000
Other Foreign Countries	4,000	2,000	1,900	2,550	925	1,000
TOTAL FOREIGN COUNTRIES	17,200	2,000	1,900	7,550	925	1,000
Share of Bombay	167,600	155,825	148,400	78,025	82,176	79,000
“ Madras	925	2,000	2,475	425	621	1,000
TOTAL	168,525	157,825	148,925	78,450	82,801	80,000
White Bleached, above No. 40* (III. F.)			Lbs.	Lbs.	Lbs.					
Adm and Dependencies	46,840	11,100	22,400	23,200	43,200	26,000	6,250	16,200	21,000	24,000
Straits Settlements	57,200	48,600	108,200	99,600	98,400	28,400	22,300	52,800	48,975	60,000
Other British Possessions	11,025	1,515	1,925	2,025	5,425	5,825	906	975	1,501	4,000
TOTAL BRITISH EMPIRE	115,065	61,215	141,125	145,825	147,025	60,225	19,456	69,975	71,476	78,000

* Separately recorded from 1933-34.

No. 11—continued

ARTICLES, AND COUNTRIES OF FINAL DESTINATION; ALSO SHARE OF EACH PROVINCE	QUANTITY					VALUE				
	1931-32	1932-33	1933-34	1934-35	1935-36	1931-32	1932-33	1933-34	1934-35	1935-36
Articles—continued										
Total White Bleached (III.P)— contd.	Lbs.	Lbs.	Lbs.	Lbs.	Lbs.	Rs.	Rs.	Rs.	Rs.	Rs.
French Somaliland	11,300	..	11,300	5,600	..	5,600
Other Foreign Countries	2,000	400	6,000	2,000	1,900	1,050	250	2,950	925	1,500
TOTAL FOREIGN COUNTRIES	13,300	400	17,300	2,000	1,900	6,650	250	8,550	925	1,500
Share of Bombay	127,720	58,340	157,400	165,830	146,420	65,324	39,700	78,092	82,170	79,495
" Madras	645	275	225	2,095	2,475	542	326	436	331	1,260
TOTAL	128,365	58,615	158,325	167,925	148,895	65,866	39,926	78,528	82,501	80,755
Unspecified descriptions of Twist and Yarn (III.P)—	Lbs.	Lbs.	Lbs.	Lbs.	Lbs.					
Aden and Dependencies	16,000	2,000	..	8,000	1,181	..
Ceylon (excluding Maldives)	96,611	92,618	123,959	95,801	111,728	39,594	45,984	51,840	42,051	47,538
Other British Possessions	1,610	784	..	10,000	..	1,005	500	..	4,953	..
TOTAL BRITISH EMPIRE	114,221	93,402	123,959	107,801	111,728	49,199	46,484	51,840	47,104	47,538
Netherlands	19,500	15,216
Turkey, Asiatic	20,000	10,625	..
Syria	8,800	30	7,400	25
Iran	22,200	11,600
Japan	27,000	6,328
Other Foreign Countries	100	5,202	..	17,400	..	39	3,277	..	5,766	..
TOTAL FOREIGN COUNTRIES	22,100	5,202	46,500	31,400	30	19,039	3,277	21,544	16,391	25
Share of Bombay	49,710	23,544
" Madras	39,611	22,604	143,459	139,092	111,759	39,594	49,761	67,056	64,531	47,538
" Burma	27,000	6,328
TOTAL	146,321	22,604	175,459	139,091	111,759	62,238	49,761	73,384	64,531	47,538
Total Twist and Yarn—	Lbs.	Lbs.	Lbs.	Lbs.	Lbs.					
United Kingdom (including Channel Islands)	151,350	197,646	440,400	236,380	182,450	45,978	65,157	1,35,138	88,082	66,449
Malta and Gozo	8,000	11,800	35,200	10,900	20,000	2,375	4,450	11,581	3,737	5,225
Cyprus	223,640	125,630	221,725	260,950	314,266	84,571	59,515	96,410	1,07,865	1,40,014
Palestine	307,200	359,900	363,230	375,525	337,800	2,21,000	1,71,767	1,83,987	1,87,780	1,91,709
Aden and Dependencies	2,240,740	2,075,425	2,133,600	1,480,346	1,519,000	13,76,404	11,36,351	10,97,377	7,64,614	7,42,851
Rahreth Islands	121,100	89,000	123,400	115,700	123,950	60,925	45,600	60,300	59,080	68,187
Ceylon (excluding Maldives)	138,861	138,416	173,188	148,984	187,181	63,999	68,575	72,129	70,722	63,248
Straits Settlements	743,316	469,080	568,926	693,533	1,274,380	5,32,479	2,94,061	3,23,007	3,55,545	6,36,504
Hongkong	120,000	4,000	45,000	1,950
Union of South Africa	254,040	30,000	12,000	3,432	1,300	71,098	9,225	4,249	2,647	800
Zanzibar and Pemba	48,524	35,600	55,250	55,186	56,356	23,340	21,830	26,230	24,395	26,315
Kenya Colony	81,896	89,900	166,176	98,708	127,108	53,983	57,975	82,338	54,122	70,960
Tanganyika Territory	15,768	20,012	21,300	23,248	32,170	13,055	14,163	15,600	14,200	18,330
Anglo-Egyptian Sudan	1,900	25,050	18,060	950	11,279	11,210
Commonwealth of Australia	6,328	4,480	..	20,100	..	2,862	1,294	..	8,778	..
Other British Possessions	2,000	4,124	5,920	6,562	7,200	1,800	3,425	2,606	3,650	3,345
TOTAL BRITISH EMPIRE	4,475,763	3,652,113	4,311,205	3,662,884	4,312,441	26,09,067	19,49,338	31,77,902	17,51,476	20,45,447
Union of Socialist Soviet Republic—										
Southern	46,800	26,000	23,525	12,875
Germany	60,800	92,800	112	18,674	29,597	100
Netherlands	19,500	15,216
Belgium	24,000	9,638
Spain	13,720	5,860
Bulgaria	556,400	286,000	326,400	135,580	10,000	1,92,942	1,09,184	1,08,558	56,075	3,125
Roumania	70,964	311,400	36,397	1,63,676
Greece (including Crete)	27,000	77,600	50,800	71,200	155,220	9,142	24,758	15,624	23,500	65,212
Yugoslavia (Kingdom of the Serbs, Croats and Slovenes)	25,800	10,700
Turkey, European	68,400	64,800	56,704	125,211	..	32,320	32,761	30,136	62,131	..
Turkey, Asiatic	508,400	344,000	450,400	368,880	..	1,62,128	1,63,930	2,07,376	4,01,153	..
Syria	2,171,300	2,286,300	2,314,400	2,455,201	2,445,042	14,43,133	11,24,099	13,79,806	16,84,628	12,05,638

GENERAL EXPORTS

(680)

INDIAN MERCHANDISE

No. 11—continued

ARTICLES, AND COUNTRIES OF FINAL DESTINATION; ALSO SHARE OF EACH PROVINCE	QUANTITY					VALUE				
	1931-32	1932-33	1933-34	1934-35	1935-36	1931-32	1932-33	1933-34	1934-35	1935-36
Textiles—continued						R	R	R	R	
Cotton—continued										
Tvist and Yarn—concluded										
Total Twist and Yarn—continued.	Lbs.	Lbs.	Lbs.	Lbs.	Lbs.					
Mascat Territory and Trucial Oman	182,976	140,270	141,810	121,052	103,655	1,20,845	88,171	78,909	71,400	
Other Native States in Arabia	207,480	245,780	171,072	117,150	138,940	1,30,805	1,35,145	89,976	62,088	
Iraq	1,703,300	1,090,000	805,500	740,000	863,700	7,30,684	4,57,250	3,18,759	2,74,181	
Iran	6,530,505	3,653,660	4,340,342	1,537,754	8,200	28,20,186	20,41,498	23,61,598	8,23,805	
Siam	1,064,000	755,200	829,300	657,200	530,800	7,47,421	4,04,075	4,04,425	3,28,240	
Morocco, French (a)	—	—	18,000	—	—	
China (exclusive of Hong-kong and Macao)	40,186	4,006	20,725	1,816	
Japan	27,000	170	6,328	85	
Egypt	2,439,346	528,671	262,140	164,140	435,540	13,25,663	2,67,632	1,46,022	90,479	
Tripoli (Libya)	63,300	43,000	29,600	28,800	..	84,500	23,250	14,800	14,400	
Portuguese East Africa	93,658	32,728	1,200	428	400	31,930	11,066	1,000	220	
Italian East Africa (Somaliland and Kintrea)	59,650	32,680	47,750	58,200	63,900	41,245	19,048	25,020	23,900	
French Somaliland	1,976,300	1,820,750	1,516,280	973,304	250,000	12,92,021	9,95,460	7,63,529	5,21,373	
Other Foreign Countries	8,800	8,842	17,234	13,280	16,400	6,800	3,959	7,949	6,630	
TOTAL FOREIGN COUNTRIES	17,567,301	11,455,787	12,076,732	9,226,306	5,455,729	1,01,76,765	69,15,972	59,93,703	46,20,322	
Share of Bengal	32,716	33,000	6,400	2,660	7,426	12,384	12,328	1,956	633	
“ Bombay	21,259,249	14,323,311	15,725,057	12,012,334	9,161,123	1,24,24,749	74,37,696	78,65,055	62,79,766	
“ Sind	9,576	6,020	5,594	10,128	24,730	7,970	4,259	3,349	6,226	
“ Madras	739,323	740,669	623,356	763,566	674,391	3,40,229	3,60,507	3,04,904	3,56,164	
“ Burma	27,000	6,328	..	
TOTAL	22,042,964	15,107,900	16,287,937	12,789,187	9,668,170	1,27,85,832	78,65,810	61,71,665	62,71,798	
MANUFACTURES—										
Canvas (III. P)—	Yards	Yards	Yards	Yards	Yards					
TOTAL BRITISH EMPIRE	1,565	335	1,655	6,809	1,852	871	1,061	1,548	4,779	
TOTAL FOREIGN COUNTRIES	144	450	100	225	
Share of Bengal	200	1,565	800	1,372	..	276	1,478	440	
“ Bombay	1,460	626	430	700	376	
“ Madras	349	60	90	6,009	..	271	35	76	4,339	
TOTAL	1,709	786	1,655	6,809	1,852	971	1,286	1,549	4,779	
Handkerchiefs and Shawls in the piece (III. P)—	No.	No.	No.	No.	No.					
United Kingdom (including Channel Islands)	2,340,844	2,775,044	1,788,908	517,007	354,555	16,23,972	28,35,864	12,15,176	5,19,026	
Straits Settlements	4,920	1,200	1,850	
Sierra Leone	8,704	169,508	142,132	73,261	66,672	6,341	1,09,918	60,204	95,497	
Gold Coast (including Br. Mandated Territory of Togoland)	1,920	4,583	..	1,020	
Nigeria (including Br. Mandated territory of Cameroons)	1,162,844	1,111,844	1,512,026	617,856	373,142	6,23,900	6,73,278	5,17,657	5,60,341	
Union of South Africa	88	..	2,784	98,744	..	55	..	1,201	54,592	
Commonwealth of Australia	1,518	6,308	
Other British Possessions	1,922	7,200	459	1,800	602	730	2,282	825	200	
TOTAL BRITISH EMPIRE	3,513,902	5,065,101	3,446,309	1,310,166	800,844	22,00,105	36,22,832	18,31,128	12,37,814	

(a) Separately specified from 1933-34.

No. 11—continued

ARTICLES, AND COUNTRIES OF FINAL DESTINATION; ALSO SHARE OF EACH PROVINCE	QUANTITY					VALUE				
	1931-32	1932-33	1933-34	1934-35	1935-36	1931-32	1932-33	1933-34	1934-35	1935-36
Textiles—continued										
Cotton—continued	No.	No.	No.	No.	No.	R	R	R	R	R
MANUFACTURES—continued										
<i>Handkerchiefs and Shawls in the piece (III. P)—con- tinued</i>										
France	2,500	10,888	17,184	5,152	896	3,200	7,209	10,232	3,920	3,008
Native States in Arabia other than Maskat Terri- tory and Trucial Oman . .	12,540	16,100	976	7,600	10,100	8,800	6,400	569	2,400	4,800
French West Africa	1,496	5,784	..
Italian East Africa (Soma- land and Eritrea) . . .	34,700	2,000	8,000	21,700	2,000	7,850	300	1,600	3,950	300
Other Foreign Countries . .	16,832	5,800	9,240	600	6,660	4,475	3,220	2,450	400	6,490
TOTAL FOREIGN COUNTRIES	66,032	34,588	35,400	36,548	10,656	23,825	17,129	14,851	16,444	14,898
<i>Shawls of Bengal</i>	<i>9,696</i>	<i>..</i>	<i>..</i>	<i>..</i>	<i>692</i>	<i>1,165</i>	<i>..</i>	<i>..</i>	<i>..</i>	<i>473</i>
.. Bombay	67,500	25,860	18,536	36,620	17,980	25,525	9,120	6,255	8,800	3,800
.. Madras	3,502,338	5,073,829	3,463,173	1,310,034	801,878	22,57,240	36,30,361	18,40,719	12,45,468	29,65,787
TOTAL	3,580,534	5,099,689	3,481,709	1,346,654	820,500	22,83,930	36,39,481	18,45,974	12,54,268	29,75,000
History (III. P)—										
Aden and Dependencies . .	—	—	—	—	—	2,050	3,100	3,915	4,180	5,928
Kenya Colony	—	—	—	—	—	9,325	6,808	2,100	925	1,000
Other British Possessions . .	—	—	—	—	—	5,579	4,727	2,561	5,926	5,470
TOTAL BRITISH EMPIRE	—	—	—	—	—	16,954	14,635	8,582	11,081	12,398
Portuguese East Africa . . .	—	—	—	—	—	3,174	5,920	27,038	69,227	53,650
Other Foreign Countries . . .	—	—	—	—	—	2,475	2,683	2,262	4,075	4,085
TOTAL FOREIGN COUNTRIES	—	—	—	—	—	5,649	8,603	29,296	73,302	57,735
<i>Shawls of Bengal</i>	<i>—</i>	<i>—</i>	<i>—</i>	<i>—</i>	<i>—</i>	<i>..</i>	<i>..</i>	<i>..</i>	<i>..</i>	<i>2,561</i>
.. Bombay	—	—	—	—	—	26,549	20,466	36,440	83,538	67,021
.. Sind	—	—	—	—	—	216	475	1,120	165	348
.. Madras	—	—	—	—	—	1,398	3,677	166	592	800
.. Burma	—	—	—	—	—	440	..	163	138	..
TOTAL	—	—	—	—	—	22,608	23,518	37,877	84,988	70,130
Piece goods—										
Grey (unbleached)—										
Chadars and Dhutis (III. P)—	Yards	Yards	Yards	Yards	Yards					
Aden and Dependencies . .	11,205	5,960	8,500	7,240	11,550	3,349	2,725	3,625	3,170	5,200
Ceylon (excluding Maldives)	28,600	1,961	4,000	62,900	5,065	9,000	927	2,200	14,165	2,768
Straits Settlements	89,576	13,476	10,329	1,783	50,015	15,246	5,697	4,555	720	14,004
Federated Malay States . . .	29,110	4,660	2,880	7,740	4,884	18,652	1,720	1,360	1,046	928
Zanzibar and Pemba	231,850	229,700	176,900	73,300	19,600	70,575	69,025	45,025	20,300	5,500
Kenya Colony	688,837	374,225	312,506	232,840	159,610	2,04,206	1,15,599	94,775	66,725	44,980
Tanganyika Territory	535,238	401,148	478,075	413,200	460,450	1,72,914	1,37,662	1,58,740	1,23,950	1,40,385
Anglo-Egyptian Sudan	150,890	107,800	96,628	67,750	7,650	29,787	24,150	19,275	10,525	2,200
Seychelles	6,000	4,000	31,000	21,000	..	2,400	2,100	3,850	6,000	..
Other British Possessions . . .	19,183	5,770	7,450	7,145	1,440	3,050	2,240	3,000	2,595	612
TOTAL BRITISH EMPIRE	1,666,592	1,142,700	1,127,668	894,898	720,273	5,24,178	3,50,944	3,41,765	2,50,226	2,16,667

GENERAL EXPORTS

INDIAN MERCHANDISE

(682)

No. 11—continued

ARTICLES AND COUNTRIES OF FINAL DESTINATION; ALSO SHARE OF EACH PROVINCE	QUANTITY					VALUE				
	1931-32	1932-33	1933-34	1934-35	1935-36	1931-32	1932-33	1933-34	1934-35	1935-36
Textiles—continued										
Cotton—continued										
MANUFACTURES—continued										
Woolen goods—continued										
Grey (unbleached)—continued	Yards	Yards	Yards	Yards	Yards	Rs	Rs	Rs	Rs	Rs
Chadars and Dhuties (III. P)—continued										
Masul Territory and Trucial Oman	44,400	10,450	15,200	20,000	25,700	16,325	4,450	4,300	3,225	4,000
Iraq	..	23,500	5,700
Portuguese East Africa	552,700	626,510	402,242	261,100	151,200	1,32,650	1,71,908	1,04,275	70,440	27,375
Indian East Africa (Somaliland and Eritrea)	2,720	23,425	15,105	15,350	8,950	1,350	3,897	4,175	2,350	2,300
Other Foreign Countries	15,385	2,480	31,242	7,300	7,500	4,050	2,250	,067	2,350	3,000
TOTAL FOREIGN COUNTRIES	616,285	662,365	466,789	322,750	193,350	1,76,975	1,81,195	1,19,717	82,865	40,365
Share of Bengal	2,020	1,950	120	633	604	2,000	1,800	25	163	110
" Bombay	2,216,722	1,813,237	1,576,442	1,214,679	895,955	6,69,076	6,31,966	4,52,897	3,09,300	2,34,217
" Madras	57,995	19,163	17,699	12,365	17,664	22,321	2,218	7,609	2,778	2,644
TOTAL	2,362,667	1,925,156	1,604,457	1,227,648	914,223	7,00,653	6,42,139	4,61,472	3,44,201	2,57,192
Woolen goods (III. P)—	Yards	Yards	Yards	Yards	Yards					
Cyprus	2,000	22,200	630	7,215
Aden and Dependencies	21,050	6,000	..	7,200	..	10,400	2,100	..	3,600	..
Ceylon (including Maldives)	2,720	800	19,575	800	22,620	1,400	300	7,114	257	6,307
Straits Settlements	20,913	24,799	47,583	22,036	41,550	8,371	9,972	12,809	5,941	10,304
Other British Possessions	5,800	22,900	5,363	17,264	57,225	2,340	5,027	1,346	4,232	10,500
TOTAL BRITISH EMPIRE	50,483	64,499	72,521	51,000	122,820	19,771	17,299	22,269	14,789	26,726
Native States in Arabia other than Masul Territory and Trucial Oman	75,200	..	40,300	23,600	18,300	12,000	..	6,340	5,600	2,210
Portuguese East Africa	4,200	154,400	248,420	409,195	725,670	1,500	22,925	24,897	80,389	1,46,720
Other Foreign Countries	4,900	469	..	18,000	..	980	292	..	2,000	..
TOTAL FOREIGN COUNTRIES	84,300	154,869	288,720	465,795	744,090	14,460	23,217	31,737	90,000	1,49,970
Share of Bengal	1,000	1,200	800	2,600	2,300	600	300	410	300	1,040
" Bombay	112,460	194,133	208,008	490,795	264,050	27,200	43,237	74,120	97,629	1,27,241
" Sind	..	163	99
" Madras	21,222	23,768	22,279	22,600	20,230	2,371	6,340	22,069	6,410	12,250
TOTAL	134,682	219,362	231,245	516,795	927,880	24,221	50,526	94,008	1,04,839	1,24,736
Woolen goods (III. P)—	Yards	Yards	Yards	Yards	Yards					
United Kingdom (including Channel Islands)	..	122,000	25,000
Aden and Dependencies	285,880	19,520	181,100	73,200	..	23,100	2,800	12,400	8,043	..
Ceylon (including Maldives)	20,732	77,760	8,662	27,000	..
Straits Settlements	..	21,000	468	..	20,000	148
Other British Possessions	11,560	2,000	12,062	1,000	..	4,500	700	4,235	400	..
TOTAL BRITISH EMPIRE	400,480	164,520	193,894	152,560	468	27,600	48,530	21,308	25,443	148

No. 11—continued

ARTICLES, AND COUNTRIES OF FINAL DESTINATION; ALSO SHARE OF EACH PROVINCE	QUANTITY					VALUE				
	1931-32	1932-33	1933-34	1934-35	1935-36	1931-32	1932-33	1933-34	1934-35	1935-36
Textiles—continued						R	R	R	R	R
Cotton—continued										
MANUFACTURES—continued										
Piecegoods—continued										
Gray (unbleached)—continued										
T. Cloth and Domestic (III. P.)—continued	Yards	Yards	Yards	Yards	Yards					
French Somaliland	203,650	210,950	246,800	110,800	..	33,750	47,050	46,300	17,600	..
Other Foreign Countries	4,600	..	672	900	..	76
TOTAL FOREIGN COUNTRIES	207,250	210,950	247,472	110,800	..	34,650	47,050	46,376	17,600	..
Share of Bengal	468	148
.. Bombay	607,630	381,470	380,473	263,360	..	1,22,340	95,400	86,376	53,043	..
.. Madras	30,834	13,403
TOTAL	607,630	381,470	411,356	263,360	468	1,22,340	95,800	77,678	53,043	148
Shirtings (III. P.)—	Yards	Yards	Yards	Yards	Yards					
United Kingdom (including Channel Islands)	120	312	2,964	..	111,530	29	115	737	..	21,416
Cyprus	171,220	208,520	32,643	49,920
Aden and Dependencies	377,900	79,600	35,360	243,960	267,270	66,934	19,700	21,740	51,120	50,450
Bahrain Islands	1,140	1,200	3,380	9,900	..	1,000	300	300	1,600	..
Ceylon (excluding Maldives)	12,121	112,664	30,300	284,900	226,090	5,120	27,730	5,675	74,625	49,930
Straits Settlements	17,250	36,090	4,395	106,460	334,625	5,335	10,037	793	27,370	87,923
Federated Malay States	2,000	1,100	..	62,920	11,040	765	330	..	13,200	1,305
Nigeria (including Br. Mandated Territory of Cameroons)	61,600	167,600	11,420	33,985
Zanzibar and Pemba	141,430	14,200	70,740	16,860	4,800	47,950	4,000	21,700	3,700	1,270
Kenya Colony	390,284	127,340	87,960	34,000	3,400	1,11,790	36,603	15,000	6,100	1,600
Tanganyika Territory	1,537,960	198,400	15,800	27,800	4,800	5,15,510	65,625	5,500	6,000	300
Anglo-Egyptian Sudan	63,940	11,900	45,440	95,700	86,900	11,450	2,000	6,600	19,180	16,700
Mauritius and Dependencies	10,700	114,500	..	422,760	1,669,900	1,570	22,320	..	1,02,600	2,89,373
Seychelles	19,800	32,800	13,000	5,600	7,300	1,730
Other British Possessions	1,000	1,278	19,355	43,412	..	500	150	7,483	3,300
TOTAL BRITISH EMPIRE	2,580,665	699,116	307,637	1,595,235	3,083,377	7,73,553	1,39,220	79,695	3,64,341	6,15,037
Market Territory and Trucial Oman	25,312	4,500	4,800	6,500	23,900	9,648	1,500	1,600	1,398	4,649
Other Native States in Arabia	75,800	12,950	14,370	1,800	900	15,700	2,790	2,680	300	300
Iraq	3,840	73,818	92,720	43,900	51,600	980	24,776	28,600	11,620	9,200
Iran	250,640	25,580	130,000	22,500	75,000	56,750	4,650	31,100	4,020	15,000
Egypt	63,600	16,654
Portuguese East Africa	1,141,140	710,790	133,630	140,935	168,660	2,96,790	1,76,730	31,255	29,443	29,010
French Somaliland	24,000	41,100	..	71,800	..	4,360	9,900	..	16,500	..
Other Foreign Countries	9,200	4,724	1,200	5,600	..	1,000	1,275	900	900
TOTAL FOREIGN COUNTRIES	1,521,232	832,948	395,294	293,625	419,260	3,31,268	2,22,216	96,510	64,186	75,713
Share of Bengal	17,350	3,300	1,132	6,100	2,000	260
.. Bombay	4,034,547	1,376,764	639,967	1,370,110	3,499,374	11,43,731	4,09,445	1,76,463	4,23,333	6,39,850
.. Sind	1,600	400
.. Madras	2,364	3,760	737	2,175	..
TOTAL	4,101,897	1,532,054	692,931	1,838,660	3,502,137	11,54,321	4,11,445	1,76,215	4,29,027	6,90,800
Other sorts (III. P.)—	Yards	Yards	Yards	Yards	Yards					
Cyprus	35,200	133,320	735,500	5,741	23,534	1,46,755
Aden and Dependencies	183,670	53,880	20,050	37,240	24,640	44,497	10,300	5,723	15,323	41,920
Bahrain Islands	1,900	..	4,150	24,640	1,200	500	..	1,900	19,280	403
Ceylon (excluding Maldives)	67,332	33,688	2,275	162,800	51,170	19,791	6,907	733	19,153	12,471
Straits Settlements	46,092	147,661	92,333	93,760	217,356	17,505	56,447	46,735	60,076	7,734

GENERAL EXPORTS

(684)

INDIAN MERCHANDISE

No. 11—continued

ARTICLES, AND COUNTRIES OF FINAL DESTINATION; ALSO SHARE OF EACH PROVINCE	QUANTITY					VALUE				
	1931-32	1932-33	1933-34	1934-35	1935-36	1931-32	1932-33	1933-34	1934-35	1935-36
Textiles—continued										
Cotton—continued						₹	₹	₹	₹	₹
MANUFACTURES—continued										
Wool goods—continued										
Grey (unbleached)—continued	Yards	Yards	Yards	Yards	Yards					
Other sorts (111.F)—continued										
Federated Malay States	10,447	24,247	32,965	8,943	1,533	5,260	18,010	5,435	8,810	5,000
Union of South Africa	43,108	..	4,000	11,400	..	12,561	..	510	1,355	..
Zanzibar and Pemba	30,660	10,180	19,779	28,100	4,338	7,250	2,285	4,529	5,700	2,400
Kenya Colony	28,183	24,529	37,940	57,307	71,280	7,548	7,119	8,768	11,820	12,000
Tanganyika Territory	3,900	4,400	6,495	20,400	55,235	1,140	1,500	1,980	2,486	10,100
Somaliland Protectorate	11,000	44,380	2,340	4,000
Mauritius and Dependencies	36,460	448	64,832	798,195	715,364	5,080	350	7,518	1,54,107	1,20,000
Commonwealth of Australia	39,720	55,200	41,400	39,158	2,508	5,785	10,895	7,400	7,355	4,000
Fiji Islands	425	1,592	500	3,600	90,455	300	350	125	900	17,000
Other British Possessions	26,324	14,919	11,130	42,123	14,976	5,719	3,723	2,680	5,594	4,100
TOTAL BRITISH EMPIRE	552,971	876,444	917,514	1,512,043	2,220,433	1,54,847	1,14,385	84,989	2,28,740	4,64,125
Native States in Arabia, other than Maskat Territory and Trucial Oman	32,500	8,010	17,900	10,720	21,224	7,109	1,815	3,905	2,420	4,100
Iraq	1,920	4,002	34,265	150	..	1,508	1,626	8,441	88	..
Siam	15,155	6,400	129,100	..	230	74,818	1,825	52,965	..	50
Egypt	487,400	307,200	31,688	23,200
Portuguese East Africa	197,500	129,950	332,024	367,865	1,087,908	2,610	33,256	93,463	1,42,121	1,64,200
Italian East Africa (Somaliland and Meura)	3,700	5,210	22,880	500	1,200	9,700
French Somaliland	195,680	50,430	45,400	64,100	12,000	35,110	14,520	10,940	9,650	2,100
Other Foreign Countries	20,600	10,548	3,220	8,058	13,230	2,708	2,385	694	2,055	1,000
TOTAL FOREIGN COUNTRIES	905,406	234,550	787,659	940,891	1,292,092	1,55,127	56,726	1,78,118	1,56,401	2,08,540
Share of Bengal	47,533	74,265	68,843	16,943	11,579	16,374	24,992	19,298	3,495	2,100
“ Bombay	1,297,263	522,549	1,035,423	2,298,279	3,560,443	2,54,769	1,37,784	2,55,206	4,78,911	6,72,313
“ Sind	2,700	1,700
“ Madras	172,289	58,329	292	140,412	19,367	61,699	28,185	898	14,725	1,921
TOTAL	1,487,776	660,994	1,105,173	2,462,934	3,522,525	3,12,974	1,71,611	2,75,107	4,85,141	6,76,847
Total Grey (unbleached)—	Yards	Yards	Yards	Yards	Yards					
United Kingdom (including Channel Islands)	4,166	125,321	11,494	3,888	116,536	1,179	25,997	2,242	657	32,518
Cyprus	35,200	308,140	991,320	5,741	58,907	2,02,890
Aden and Dependencies	979,805	169,950	245,040	423,840	493,460	2,08,429	37,675	49,498	81,291	97,570
Bahrain Islands	4,990	1,200	7,930	34,540	2,940	1,800	800	2,700	20,880	1,120
Ceylon (including Maldives)	116,923	149,118	67,385	579,160	315,161	45,311	37,704	24,290	1,35,832	72,166
Straits Settlements	124,731	252,636	151,817	224,039	644,023	43,857	1,01,548	65,842	94,137	1,91,004
Federated Malay States	41,557	80,007	41,290	80,367	23,222	19,677	15,039	11,826	18,848	4,374
Nigeria (including Br. Mandated Territory of Cameroons)	61,600	167,600	11,420	32,984
Union of South Africa	43,912	1,900	12,689	14,200	1,162	13,440	500	3,610	2,055	950
Zanzibar and Pemba	412,990	255,080	266,919	118,260	28,735	1,22,775	66,010	71,854	29,700	8,751

No. 11—continued

ARTICLES, AND COUNTRIES OF FINAL DESTINATION; ALSO SHARE OF EACH PROVINCE	QUANTITY					VALUE				
	1931-32	1932-33	1933-34	1934-35	1935-36	1931-32	1932-33	1933-34	1934-35	1935-36
Textiles—continued						R	R	R	R	R
Cotton—continued										
MANUFACTURES—continued										
Piece goods—continued										
Grey (unbleached)—continued										
Total Grey (unbleached)— continued	Yards	Yards	Yards	Yards	Yards					
Kenya Colony	1,048,024	526,094	408,426	325,747	239,290	8,26,044	1,59,020	1,18,541	85,045	64,651
Tanganyika Territory	2,077,088	605,148	500,370	461,400	520,485	6,89,564	2,05,187	1,67,220	1,32,436	1,57,325
Somaliand Protectorate	11,000	53,630	2,240	10,620
Anglo-Egyptian Sudan	234,630	114,350	144,168	163,730	101,300	44,937	26,200	26,775	29,892	20,700
Mauritius and Dependencies	55,430	118,448	48,632	1,285,556	2,356,004	11,470	23,570	9,318	2,64,247	4,15,142
Seychelles	27,000	32,600	37,500	85,600	36,350	8,300	8,427	10,300	17,600	7,480
Commonwealth of Australia	44,520	56,200	42,738	89,156	2,503	10,965	10,895	7,550	7,855	476
Fiji Islands	425	3,512	500	16,745	111,807	200	1,590	125	6,595	22,160
Other British Possessions	3,350	5,810	500	18,769	7,320	1,350	1,190	225	5,233	1,095
TOTAL BRITISH EMPIRE	5,250,541	2,447,369	1,989,228	4,205,736	6,217,871	15,60,039	7,20,907	5,72,011	10,04,230	13,35,966
Foreign Countries										
Muscat Territory and Trucial Oman	83,682	20,310	22,080	35,500	61,600	25,838	7,130	6,550	9,623	13,549
Other Native States in Arabia	185,300	21,840	77,270	54,020	46,784	35,600	6,355	14,525	9,630	9,250
Iraq	6,760	111,320	129,057	67,050	51,600	2,570	32,123	37,116	15,305	9,200
Iran	262,040	39,148	130,000	82,556	76,000	58,710	5,472	31,100	6,475	15,000
Siam	23,940	7,400	129,150	1,500	1,230	7,218	2,626	53,980	600	850
Egypt	497,400	301,300	71,536	50,302
Portuguese East Africa	1,900,300	1,691,650	1,332,366	1,689,085	2,034,033	4,35,650	4,14,943	2,93,790	3,31,923	3,69,649
Italian East Africa (Somal- land and Eritrea)	7,420	37,335	45,355	16,550	12,950	1,350	3,937	12,075	4,750	3,450
French Somaliland	424,760	312,480	304,950	246,700	12,000	74,020	71,370	61,787	43,750	2,100
Other Foreign Countries	3,380	2,688	4,206	..	2,830	1,793	905	1,534	..	607
TOTAL FOREIGN COUNTRIES	3,334,352	2,234,666	2,175,934	2,143,861	2,649,382	7,64,880	5,50,414	5,12,457	4,22,111	4,74,057
Share of Bengal	75,072	32,915	69,763	19,376	16,944	25,730	28,767	19,730	6,360	4,565
Do Bombay	3,218,379	4,491,243	3,380,391	6,144,314	3,759,798	22,32,777	11,98,612	10,24,244	13,92,895	17,34,171
Do Sind	6,323	1,600	..	1,199	400
Do Madras	191,148	102,014	1,16,098	189,197	83,861	76,362	42,743	40,494	37,985	20,337
TOTAL	8,584,898	4,682,035	4,165,162	6,349,597	8,867,253	23,24,919	12,71,321	10,84,468	14,26,341	18,10,023
White (bleached)—										
Chadars and Dhutis (III. P.)—	Yards	Yards	Yards	Yards	Yards					
Straits Settlements	12,160	21,524	14,442	1,500	6,325	5,645	2,300	6,332	442	1,764
Other British Possessions	13,957	11,075	1,875	9,733	64,599	5,403	4,453	1,011	4,545	12,245
TOTAL BRITISH EMPIRE	26,117	32,599	16,317	11,233	70,924	11,048	7,253	7,393	5,987	14,009

GENERAL EXPORTS

(686)

INDIAN MERCHANDISE

No. 11—continued

ARTICLES, AND COUNTRIES OF FINAL DESTINATION; ALSO SHARE OF EACH PROVINCE	QUANTITY					VALUE				
	1931-32	1932-33	1933-34	1934-35	1935-36	1931-32	1932-33	1933-34	1934-35	1935-36
Textiles—continued										
Cotton—continued										
MANUFACTURES—continued										
Piece goods—continued										
White (bleached)—continued	Yards	Yards	Yards	Yards	Yards					
Chaddars and Dhutias (III. F)— continued										
TOTAL FOREIGN COUNTRIES	1,300	20,250	11,135	300	6,925	..
<i>Share of Bengal</i>	2,299	..	1,235	784	..	324	..
<i>“ Bombay</i> . . .	6,700	4,800	7,595	24,933	21,640	1,200	2,275	2,122	6,500	21,1
<i>“ Madras</i> . . .	20,417	23,369	2,212	6,112	20,409	2,721	4,721	4,271	2,121	2,1
<i>“ Burma</i>	53	53	..
TOTAL	27,217	22,500	16,317	31,533	32,040	11,248	7,259	7,998	10,012	18,1
Drills and Jeans (III. F)—	Yards	Yards	Yards	Yards	Yards					
TOTAL BRITISH EMPIRE	2,122	7,024	4,240	12,300	21,600	4,078	2,400	1,125	5,674	1,71
Iraq	17,022	17,022	2,202	2,200	16,133	6,200	2,012	16,200	900	4,1
Portuguese East Africa . . .	1,500	..	4,500	1,600	69,900	614	..	1,120	220	12,1
Other Foreign Countries	74	240	2,772	19	122	1,104	..
TOTAL FOREIGN COUNTRIES	18,661	17,700	44,242	6,722	87,733	7,614	2,036	17,522	2,474	21,1
<i>Share of Bengal</i> . . .	4,700	200	1,400	1,200	2,200	2,500	200	200	1,250	1,1
<i>“ Bombay</i> . . .	17,200	22,267	27,200	16,242	26,222	7,200	12,222	12,222	6,222	27,2
<i>“ Madras</i> . . .	4,761	1,227	..	1,222	2,200	1,722	622	..	622	2,1
TOTAL	26,661	24,784	48,782	20,222	109,222	11,422	12,914	12,722	8,122	28,7
T-Cloth and Domestic (III. F)—	Yards	Yards	Yards	Yards	Yards					
Aden and Dependencies	25,200	..	25,700	7,200	..	5,900	..
Bahrain Islands	20,400	5,100	..
Ceylon (excluding Maldives) . . .	7,272	2,444	16,272	10,217	1,402	4,174	1,122	2,297	4,222	4,1
Other British Possessions . . .	122	100	2,422	12,222	..	22	122	2,124	4,042	..
TOTAL BRITISH EMPIRE	7,422	22,744	22,742	69,222	1,402	4,222	2,227	10,721	19,427	4,1
TOTAL FOREIGN COUNTRIES	22	1,222	..	5,900	..	22	722	..	700	..
<i>Share of Bengal</i>	22	..	220	22	..	122
<i>“ Bombay</i>	22,222	..	21,222	2,122	..	24,222	..
<i>“ Madras</i> . . .	7,222	2,422	22,222	12,222	1,222	4,222	1,122	10,222	5,222	2,1
TOTAL	7,222	24,222	22,242	76,122	1,402	4,222	2,227	10,721	20,127	4,1
Shirtings (III. F)—	Yards	Yards	Yards	Yards	Yards					
Cyprus	12,000	6,000
Aden and Dependencies	21,222	22,222	122,122	4,222	9,000	27,000
Ceylon (excluding Maldives) . . .	2,122	2,222	1,222	2,222	20,722	1,222	222	222	1,902	2,422
Straits Settlements . . .	2,200	2,222	..	2,222	171,222	222	2,222	..	2,122	22,000
Nigeria (including British Mandated Territory of Cameroons)	171,222	47,100
Tanganyika Territory	22,000	1,222	12,000	222
Other British Possessions . . .	22,744	2,212	2,222	22,000	20,242	4,724	1,222	2,222	7,240	6,024
TOTAL BRITISH EMPIRE	22,504	24,222	20,222	22,022	227,110	6,004	20,744	2,072	20,222	1,22,222

No. 11—continued

ARTICLES, AND COUNTRIES OF FINAL DESTINATION; ALSO SHARE OF EACH PROVINCE	QUANTITY					VALUE				
	1931-32	1932-33	1933-34	1934-35	1935-36	1931-32	1932-33	1933-34	1934-35	1935-36
	Yards	Yards	Yards	Yards	Yards	Rs	Rs	Rs	Rs	Rs
Textiles—continued										
Cotton—continued										
MANUFACTURES—continued										
Piecegoods—continued										
White (bleached)—continued										
Shirtings (III. F)—continued										
Iraq	7,500	18,000	964	1,500	6,000	261	..
Portuguese East Africa	17,200	32,500	3,900	71,210	..	4,900	6,900	800	10,800
Other Foreign Countries	3,410	3,200	20,680	6,200	17,605	527	800	5,617	1,820	4,705
TOTAL FOREIGN COUNTRIES	3,410	27,900	51,180	11,064	88,815	527	7,200	18,517	2,381	15,505
Share of Bengal	2,600	2,800	..	65	200	950	3,400	..	38	50
.. Bombay	29,314	31,492	101,335	33,914	640,115	6,571	24,475	26,425	20,221	148,401
.. Madras	193	3,111	35,610	164	2,490	5,500
.. Burma	2,000	500	..
TOTAL	31,914	91,462	101,488	69,090	675,925	7,521	27,944	26,589	23,249	1,84,041
Other sorts (III. F) —	Yards	Yards	Yards	Yards	Yards					
Aden and Dependencies	1,520	3,750	15,180	19,200	27,683	800	1,400	4,200	4,800	6,850
Bahrain Islands	1,000	6,500	21,700	141	1,040	5,269
Ceylon (excluding Maldives)	24,620	16,785	6,819	73,364	130,929	7,207	5,602	2,171	18,464	24,426
Straits Settlements	97,481	44,899	31,611	16,155	286,024	97,617	17,474	3,841	6,171	42,301
Federated Malay States	7,009	7,501	..	15,033	5,459	4,483	5,250	..	4,399	2,142
Mauritius and Dependencies	24,800	2,000	6,500	400
Other British Possessions	13,761	34,679	3,804	66,662	16,377	5,380	7,706	2,987	10,982	6,541
TOTAL BRITISH EMPIRE	144,417	107,704	58,414	221,710	440,172	53,492	37,432	13,320	47,466	87,930
Java	57,000	12,400	..
Portuguese East Africa	4,400	2,200	30,460	12,025	..	1,200	950	7,930	2,950	..
French Somaliland	31,780	10,300	4,800	13,800	2,000	960	..
Other Foreign Countries	25,180	17,139	8,535	12,360	14,068	5,011	3,780	3,840	2,160	3,108
TOTAL FOREIGN COUNTRIES	29,580	71,139	49,305	86,785	14,068	6,271	18,510	13,770	18,470	3,108
Share of Bengal	1,600	1,300	1,395	20,301	14,444	580	500	2,135	5,408	4,630
.. Bombay	22,373	145,043	97,343	246,371	329,398	29,843	37,141	24,356	52,893	67,273
.. Sind	3,180	500
.. Madras	78,024	32,495	311	41,045	110,298	31,401	13,301	164	7,491	19,136
.. Burma	231	137	..
TOTAL	173,007	172,843	102,709	308,504	454,240	61,763	55,942	27,090	65,926	91,038
Total White (bleached)—	Yards	Yards	Yards	Yards	Yards					
Cyprus	32,000	13,000	4,000	6,000
Aden and Dependencies	1,320	23,950	36,880	31,330	200,333	1,300	3,600	9,120	19,700	47,506
Bahrain Islands	1,000	33,300	31,700	141	9,140	3,669
Ceylon (excluding Maldives)	42,594	24,309	25,220	93,768	206,544	16,073	3,347	11,542	24,407	39,796
Straits Settlements	112,341	75,333	32,633	24,444	417,223	44,212	22,343	11,412	3,737	70,159

GENERAL EXPORTS

(688)

INDIAN MERCHANDISE

No. 11—continued

ARTICLES, AND COUNTRIES OF FINAL DESTINATION; ALSO SHARE OF EACH PROVINCE	QUANTITY					VALUE				
	1931-32	1932-33	1933-34	1934-35	1935-36	1931-32	1932-33	1933-34	1934-35	1935-36
Textiles—continued										
Cotton—continued										
MANUFACTURES—continued										
Piecegoods—continued										
White (bleached)—continued										
Total White (bleached)—continued	Yards	Yards	Yards	Yards	Yards					
Federated Malay States	15,309	10,978	3,982	18,857	7,519	8,478	7,634	1,637	5,989	2,46
Nigeria (including Br. Mandated Territory of Cameroons)	9,600	1,77,900	1,300	47,19
Kenya Colony	5,343	4,718	5,259	25,387	8,452	2,175	1,655	2,298	7,372	4,34
Tanganyika Territory	2,068	63,681	2,500	..	4,080	690	19,040	960	..	1,50
Mauritius and Dependencies	24,900	4,400	6,000	1,70
Other British Possessions	23,418	31,066	12,167	49,827	44,561	8,711	8,236	3,631	11,427	10,20
TOTAL BRITISH EMPIRE	214,313	239,683	127,621	408,313	1,121,217	81,841	7,455	40,731	98,522	2,44,671
Foreign Countries										
Iraq	17,063	27,983	57,308	2,324	19,301	6,800	10,826	22,300	1,251	3,60
Java	57,600	12,450	..
Portuguese East Africa	6,062	19,400	67,780	19,525	144,010	1,328	8,850	15,960	4,370	24,20
Italian East Africa (Somaliland and Eritrea)	2,000	1,600	6,200	25,450	13,125	500	400	1,480	5,905	4,18
French Somaliland	53,350	10,300	8,700	10,400	..	14,200	2,000	1,360	2,48
Other Foreign Countries	23,134	14,074	23,355	16,133	14,905	5,742	2,219	8,149	3,674	3,711
TOTAL FOREIGN COUNTRIES	58,256	118,362	164,821	180,732	301,741	14,880	24,495	49,860	21,950	43,69
Share of Bengal	3,900	15,950	3,377	31,281	24,324	2,979	5,663	2,510	7,418	3,34
.. Bombay	148,749	230,810	253,319	439,374	1,115,436	46,233	31,432	71,169	99,738	2,56,11
.. Sind	2,200	552
.. Madras	111,922	61,435	31,976	69,586	122,845	47,218	24,255	16,399	19,358	32,31
.. Burma	2,316	690	..
TOTAL	267,571	358,045	292,442	584,545	1,322,958	96,421	1,11,950	90,620	1,27,472	2,82,33
Coloured, printed, or dyed—										
Lungs and Saris (III. P)—										
United Kingdom (including Channel Islands)	Yards	Yards	Yards	Yards	Yards					
Aden and Dependencies	206,825	303,568	102,412	281,238	532,497	65,505	1,56,499	1,08,204	1,29,555	2,37,91
Ceylon (excluding Maldives)	6,312,440	5,235,404	2,095,383	2,814,716	5,269,400	23,82,163	23,57,176	9,88,223	13,58,306	24,68,51
Straits Settlements	6,615,558	5,997,556	2,618,616	2,851,100	3,730,156	36,12,745	30,73,097	12,78,035	15,59,661	16,23,21
Federated Malay States	279,277	213,880	471,679	546,480	608,264	1,50,629	1,14,418	2,02,270	2,44,529	2,26,51
Nigeria (including Br. Mandated Territory of Cameroons)	30,720	18,000
Union of South Africa	19,913	25,184	23,510	13,437	8,898	11,444	7,556	11,729	7,162	3,91
Kenya Colony	7,854	21,575	51,108	14,900	3,350	6,020	8,330	34,450	9,400	1,01
Tanganyika Territory	860	124,975	325	23,987
Anglo-Egyptian Sudan	1,165,755	1,281,549	1,480,192	944,850	739,000	2,06,970	2,24,317	2,24,655	2,20,750	1,73,01
Mauritius and Dependencies	140,968	63,326	76,315	76,870	123,655	49,874	15,246	4,750	26,035	36,31
Phil Islands	1,498	33,066	8,331	18,152	21,460	1,136	18,206	989	6,728	11,01
Other British Possessions	11,741	1,300	1,080	3,141	2,535	5,580	1,050	320	910	1,51
TOTAL BRITISH EMPIRE	14,763,189	13,568,956	6,933,707	7,565,039	11,039,341	71,24,391	61,36,312	29,48,744	35,68,081	49,81,31
Foreign Countries										
Iraq	30,240	6,300
Iran	8,640	1,440	70,800	1,800	300	13,31

No. 11—continued

ARTICLES, AND COUNTRIES OF FINAL DESTINATION; ALSO SHARE OF EACH PROVINCE	QUANTITY					VALUE				
	1931-32	1932-33	1933-34	1934-35	1935-36	1931-32	1932-33	1933-34	1934-35	1935-36
Textiles—continued										
Cotton—continued										
MANUFACTURES—continued										
Piecegoods—continued										
Coloured, printed, or dyed— continued										
Longis and Saris (III. P)— continued	Yards	Yards	Yards	Yards	Yards					
Sumatra	24,800	36,590	..	54,000	18,880	13,500	47,580	..	30,000	7,180
Java	1,612,640	1,698,210	244,280	77,550	66,100	8,00,880	7,27,115	1,14,280	42,475	29,980
Siam	8,518	2,100	..	56,185	42,545	1,725	925	..	24,825	18,855
Italian East Africa (Somal- land and Eritrea)	37,425	30,825	37,480	68,850	9,000	9,550	23,280	9,475	17,800	2,250
French Somaliland	1,895	46,500	36,450	..	1,200	1,000	15,600	10,600	..	800
Other Foreign Countries . .	36,044	12,190	10,154	5,991	22,215	11,030	4,200	8,437	1,745	8,912
TOTAL FOREIGN COUNTRIES	1,754,697	1,927,845	328,364	262,376	234,720	8,45,785	8,18,950	1,37,787	1,16,645	81,257
Share of Bengal	2,275	3,009	577	3,009	784	2,075	675	294	2,691	1,107
" <i>Bombay</i>	1,360,124	1,643,999	1,652,068	1,225,141	1,070,660	2,76,171	4,28,264	4,07,133	3,20,208	2,47,220
" <i>Madras</i>	16,148,498	13,639,802	8,599,444	6,594,260	10,262,670	75,88,606	65,18,023	27,79,070	33,46,784	48,14,177
" <i>Burma</i>	6,908	..	48	5	67	2,974	..	34	5	49
TOTAL	16,517,886	15,266,801	7,262,071	7,827,415	11,274,061	79,70,025	69,55,262	31,86,581	36,79,726	50,62,614
Drills and Jeans (III. P)—	Yards	Yards	Yards	Yards	Yards					
United Kingdom (including Channel Islands)	240	..	118,460	117	..	30,150
Ceylon (excluding Maldives)	30,644	26,238	18,273	18,667	26,630	12,648	10,557	6,121	5,991	9,681
Straits Settlements	14,517	3,052	18,606	18,415	21,974	6,001	1,244	7,364	4,151	6,170
Nigeria (including Br. Man- dated Territory of Cameroons)	37,600	9,700
Union of South Africa	12,958	5,819
Kenya Colony	31,680	18,665	3,266	..	4,000	6,440	7,017	3,150	..	1,000
Tanganyika Territory	20,400	6,600
Other British Possessions . .	14,433	19,357	19,552	45,129	64,008	5,859	4,659	5,613	11,101	16,054
TOTAL BRITISH EMPIRE	104,337	90,207	60,527	72,211	317,723	26,262	30,077	22,355	21,243	72,755
Other Native States in Arabia (other than Haikar Territory and Trucial Oman)	349,425	355,819	74,300	38,240	81,865	68,900	59,950	12,850	5,060	11,760
Iraq	60,549	66,481	53,226	160,758	230,825	27,210	31,070	27,847	51,892	40,865
Iran	111,760	89,201	88,819	752,754	2,478,510	23,447	17,973	21,037	132,251	4,19,476
China (excluding of Hong- kong and Macao)	15,225	15,225	56,891	6,823	6,778	18,834
Egypt	84,884	17,780
Portuguese East Africa	156,660	235,400	145,510	224,044	233,370	41,589	58,840	35,050	54,630	63,702
Other Foreign Countries . . .	10,566	5,849	1,798	2,400	3,900	3,201	2,243	614	600	680
TOTAL FOREIGN COUNTRIES	703,195	766,982	426,142	1,178,196	3,213,354	1,71,180	1,76,349	1,16,032	2,44,493	5,54,263
Share of Bengal	1,370	11,300	..	430	1,920	750	2,802	..	600	600
" <i>Bombay</i>	718,004	794,418	377,439	1,216,666	2,492,694	1,70,647	1,82,255	1,01,255	2,63,176	6,15,497
" <i>Sind</i>	150	11,318	1,180	1,340	..	68	2,911	557	625
" <i>Madras</i>	37,558	50,623	37,513	33,111	28,122	36,045	31,301	34,221	11,403	10,296
TOTAL	807,432	857,189	439,669	1,250,407	3,531,076	2,07,442	2,06,426	1,38,387	2,65,736	6,27,018
Other sorts (III. P)—	Yards	Yards	Yards	Yards	Yards					
United Kingdom (including Channel Islands)	12,484	40,080	4,070	13,040	50,588	3,648	19,676	1,256	5,955	19,029
Cyprus	11,720	1,94,700	2,300	58,895
Aden and Dependencies	1,328,611	910,637	1,119,069	1,278,908	1,048,234	4,78,077	3,94,646	4,00,144	4,46,932	3,51,836
Bahrain Islands	4,463,802	2,902,478	3,139,185	3,081,099	1,911,532	13,90,182	8,78,377	7,28,457	7,37,186	4,69,576

GENERAL EXPORTS

INDIAN MERCHANDISE

(690)

No. 11—continued

ARTICLES AND COUNTRIES OF FINAL DESTINATION; ALSO SHARE OF EACH PROVINCE	QUANTITY					VALUE				
	1931-32	1932-33	1933-34	1934-35	1935-36	1931-32	1932-33	1933-34	1934-35	1935-36
Textiles—continued										
Cotton—continued										
MANUFACTURES—continued										
Piecegoods—continued										
Coloured, printed, or dyed—continued										
Other sorts (III. F)—continued	Yards	Yards	Yards	Yards	Yards					
Ceylon (including Maldives)	10,001,126	7,664,347	11,180,486	14,401,381	12,124,889	40,10,488	26,55,264	30,09,819	46,52,902	62,24,121
Straits Settlements	2,231,163	1,822,456	2,314,344	2,866,815	2,844,361	11,12,082	8,19,212	11,52,598	11,08,488	4,41,121
Federated Malay States	226,301	196,882	319,908	980,474	902,237	1,08,497	1,11,491	1,25,758	2,26,764	1,24,121
Gold Coast (including Br. Mandated Territory of Togoland)	846	375,028	180	74,121
Nigeria (including Br. Mandated Territory of Cameroons)	918,512	6,780,596	1,78,787	11,07,121
Serra Leone	480	170,212	240	41,121
Union of South Africa	202,794	141,051	146,804	53,087	122,700	71,402	61,180	84,889	12,278	21,121
Zanzibar and Pemba	2,005,115	1,025,008	417,950	196,047	122,080	2,28,709	1,08,248	1,01,150	62,880	21,121
Kenya Colony	2,968,857	2,249,201	1,787,105	994,609	946,456	4,02,370	5,52,058	4,22,458	3,75,488	1,24,121
Tanganyika Territory	8,512,806	5,029,724	2,922,720	1,329,920	1,294,222	12,16,898	8,42,101	2,22,087	2,21,122	2,11,121
Anglo-Egyptian Sudan	265,342	294,809	475,595	251,445	262,965	61,415	71,722	97,980	66,640	21,121
Mauritius and Dependencies	420,100	220,095	420,194	1,479,141	2,120,055	1,42,410	1,02,196	68,758	2,05,225	1,21,121
Seychelles	180,266	151,640	99,490	199,220	287,498	51,266	24,247	20,220	22,406	41,121
Canada— Via Atlantic Coast	11,672	2,199	62,621	4,650	2,124	11,121
" Pacific "	4,211	2,745	10,067	..	5,240	1,720	1,200	4,068	..	11,121
New Zealand	19,400	..	19,800	5,522	2,100	10,000	..	11,146	2,668	11,121
Fiji Islands	2,068	1,900	42,021	29,222	122,274	1,227	757	19,216	12,479	11,121
Other British Possessions	2,500	5,624	22,124	65,000	29,778	694	2,204	8,690	12,410	11,121
TOTAL BRITISH EMPIRE	22,477,267	22,859,703	22,796,042	22,261,272	22,624,727	1,00,24,159	67,55,601	75,74,528	84,70,948	92,11,121
Portugal (including Azores and Madeira)	119,520	12,909	..
France	..	1,840	7,209	80,649	1,150	1,500	22,609	..
Mandate Territory and Trust Territory of Uman	2,025,071	1,272,942	2,024,220	1,771,592	1,629,268	6,27,221	2,22,255	4,04,725	2,74,222	1,24,121
Other Native States in Arabia	2,429,622	2,247,022	2,165,752	1,627,244	1,242,175	7,66,945	6,65, 5	5,01,112	4,16,272	2,11,121
Iraq	12,657,202	4,860,922	4,508,247	2,100,222	1,022,269	26,41,127	12,42,240	8,64,222	5,45,600	2,11,121
Iran	19,722,269	7,901,402	2,707,466	5,245,422	6,462,422	66,72,221	12,00,207	17,52,267	11,22,222	11,11,121
Afghanistan	61,900	4,220	4,900	22,620	2,700	1,100
Sumatra	7,240	2,204	21,222	70,402	1,202	2,200	1,242	11,222	22,022	..
Java	1,219,240	712,444	480,222	107,177	66,727	4,71,266	2,72,022	1,24,207	45,216	21,121
Siam	244,079	422,202	765,007	1,011,260	1,220,022	4,20,419	2,12,219	4,01,422	7,01,022	9,21,121
French Indo-China	..	2,100	14,700	24,210	19,200	..	1,500	9,000	20,400	11,121
China (exclusive of Hongkong and Macao)	72,160	121,568	44,052	2,216	19,014	12,201	26,116	10,262	1,122	11,121
Egypt	7,260	2,241	2,200	11,422	7,740	2,121	722	600	1,740	11,121
Portuguese East Africa	4,020,202	4,022,232	1,225,294	260,645	572,712	7,20,070	7,21,127	2,24,222	1,66,422	1,11,121
Italian East Africa (Somaliland and Briton)	122,010	194,272	124,200	206,222	92,720	42,200	42,272	27,270	50,120	27,121
French Somaliland	404,210	229,772	226,920	99,020	61,210	22,200	99,100	50,266	25,700	11,121
United States of America— Via Atlantic Coast	129,262	2,108	2,610	22,722	792,792	28,022	2,772	1,227	25,221	2,11,121
" Pacific "	12,791	..	2,210	2,271	..	1,200
Other Foreign Countries	12,070	2,791	25,441	6,145	20,229	4,042	1,107	5,551	2,245	11,121
TOTAL FOREIGN COUNTRIES	44,721,224	22,298,260	20,469,762	18,469,707	12,220,420	1,17,40,549	55,60,222	45,55,192	25,99,614	26,24,121

No. 11—continued

COUNTRIES AND COUNTRIES FINAL DESTINATION; ALSO SHARE OF EACH PROVINCE	QUANTITY					VALUE				
	1931-32	1932-33	1933-34	1934-35	1935-36	1931-32	1932-33	1933-34	1934-35	1935-36
<i>1931-continued</i>										
<i>from-continued</i>										
MANUFACTURES—continued										
<i>Piecegoods—continued</i>										
<i>Coloured printed, or dyed—continued</i>										
<i>Other sorts (III. F)—concluded</i>	Yards	Yards	Yards	Yards	Yards					
<i>Share of Bengal</i>	248,328	45,478	61,010	82,534	64,853	1,35,046	17,705	30,276	32,726	25,988
<i>„ Bombay</i>	63,243,238	34,368,484	39,364,905	36,611,905	34,226,799	1,58,17,323	82,95,781	65,27,138	73,09,980	89,47,817
<i>„ Sind</i>	731,081	437,329	643,486	341,600	362,844	1,85,769	1,01,869	1,13,902	63,285	65,032
<i>„ Madras</i>	14,236,117	10,508,782	14,288,984	14,694,950	11,600,736	87,02,472	38,99,741	54,68,404	47,69,686	34,73,049
<i>„ Burma</i>	400	85	100	65
TOTAL	78,458,641	45,257,968	44,254,904	41,730,979	46,255,167	2,18,34,708	1,23,15,996	1,21,29,720	1,21,70,557	1,25,02,931
<i>Coloured printed, or dyed—</i>	Yards	Yards	Yards	Yards	Yards					
<i>United Kingdom (including Channel Islands)</i>	12,424	56,848	4,398	13,045	164,032	3,548	34,406	1,392	5,950	49,204
<i>Cyprus</i>	11,720	214,120	2,300	62,595
<i>Aden and Dependencies</i>	1,540,114	1,215,657	1,315,967	1,570,871	1,577,531	5,75,326	5,51,629	5,04,845	5,80,123	5,90,369
<i>Bahrain Islands</i>	4,470,402	2,903,273	3,134,085	3,081,099	1,913,032	12,91,632	8,74,177	7,29,757	7,87,166	4,70,175
<i>Ceylon (including Maldives)</i>	16,945,308	12,925,074	13,291,092	17,229,664	18,430,969	69,05,274	50,32,997	49,64,168	[60,17,199]	66,77,161
<i>Straits Settlements</i>	8,961,323	7,823,064	4,951,566	5,731,320	6,598,681	47,31,808	33,04,154	25,37,932	26,72,270	26,98,337
<i>Federated Malay States</i>	515,568	410,742	792,353	1,468,493	1,212,596	3,14,126	2,25,909	3,28,322	5,30,683	4,25,757
<i>Sierra Leone</i>	480	175,018	240	45,346
<i>Gold Coast (including Br. Mandated Territory of Togoland)</i>	546	375,923	180	74,208
<i>Nigeria (including Br. Mandated Territory of Cameroons)</i>	..	30,720	..	913,512	6,368,196	..	16,000	..	1,78,757	13,97,513
<i>Union of South Africa</i>	236,670	166,327	169,814	66,554	134,533	88,165	63,716	66,598	25,540	24,063
<i>Zanzibar and Pemba</i>	2,006,115	1,025,508	417,950	196,047	136,095	3,89,009	1,93,599	1,01,150	42,360	27,446
<i>Kenya Colony</i>	2,008,191	2,386,441	1,792,064	1,009,509	953,306	6,30,730	5,73,406	4,66,058	3,84,338	2,95,248
<i>Tanganyika Territory</i>	8,618,966	5,056,124	2,323,720	1,389,980	1,294,538	15,17,118	8,51,701	3,88,067	2,21,132	2,16,067
<i>Anglo-Egyptian Sudan</i>	1,421,098	1,701,324	1,934,787	1,296,295	1,007,965	3,70,336	4,25,066	4,17,615	2,89,390	2,30,655
<i>Socotrus and Dependencies</i>	571,063	383,421	436,509	1,575,071	2,667,693	2,08,294	1,18,541	70,509	3,35,250	6,09,468
<i>Seychelles</i>	136,266	170,040	114,630	203,260	305,498	54,365	39,522	24,240	85,165	50,490
<i>Canada—</i>										
<i> Via Atlantic Coast</i>	11,672	3,199	62,621	4,650	3,134	9,279
<i> „ Pacific „</i>	4,311	3,745	10,067	3,141	5,240	1,730	1,300	4,068	910	975
<i>New Zealand</i>	21,400	..	19,800	5,632	2,100	10,366	..	11,146	3,638	955
<i>Fiji Islands</i>	4,561	34,966	46,312	58,135	162,827	2,363	13,963	20,805	25,207	60,353
<i>Other British Possessions</i>	9,511	5,682	28,314	65,939	30,676	5,224	2,904	9,910	12,775	10,169
TOTAL BRITISH EMPIRE	48,544,733	36,803,666	30,789,276	35,898,522	44,291,800	1,72,54,712	1,20,21,990	1,06,45,627	1,21,55,267	1,40,26,336
<i>Netherlands</i>	15,037	5,323
<i>France</i>	..	1,840	7,200	30,640	1,150	1,600	33,000	..
<i>Portugal (including Azores and Madeira)</i>	119,520	18,900	..
<i>Mascat Territory and Trucial Oman</i>	3,006,971	1,374,448	2,036,232	1,773,008	1,598,698	6,91,331	2,84,155	4,07,135	3,75,233	3,27,847
<i>Other Native States in Arabia</i>	2,808,042	2,711,701	2,241,928	1,678,784	1,332,300	3,38,995	7,27,755	5,14,233	4,25,233	3,41,624
<i>Afghanistan</i>	61,950	4,320	4,900	25,680	2,700	1,100
<i>Iraq</i>	12,747,992	4,927,469	4,562,073	2,321,141	1,304,694	36,74,697	13,73,910	3,92,805	5,97,292	3,56,507
<i>Iran</i>	10,308,809	7,991,044	8,764,285	5,999,237	9,021,738	47,03,523	18,19,080	17,73,604	13,61,506	16,16,585

GENERAL EXPORTS

(692)

INDIAN MERCHANDISE

No. 11—continued

ARTICLES AND COUNTRIES OF FINAL DESTINATION; ALSO SHARE OF EACH PROVINCE	QUANTITY					VALUE			
	1931-32	1932-33	1933-34	1934-35	1935-36	1931-32	1932-33	1933-34	1934-35
Textiles—continued									
Cotton—continued									
MANUFACTURES—continued									
Piece goods—continued									
Coloured printed or dyed—continued	Yards	Yards	Yards	Yards	Yards				
Total coloured, printed, or dyed—continued									
Sumatra	22,140	20,784	21,223	124,422	15,622	14,900	43,222	11,225	26,025
Java	2,532,480	2,417,054	722,065	124,727	124,857	12,72,790	9,99,222	2,99,090	27,791
Siam	655,555	459,441	765,027	1,055,045	1,221,620	4,24,545	2,21,522	4,91,425	7,24,212
French Indo-China	2,100	14,700	24,210	19,200	..	1,500	8,000	20,400
China (exclusive of Hongkong and Macao)	27,225	122,900	100,943	2,212	19,014	25,724	42,222	29,797	1,122
Egypt	7,220	2,241	2,200	17,422	22,224	2,121	722	200	1,200
Portuguese East Africa	4,225,025	4,220,272	1,407,204	1,024,222	222,142	2,22,222	2,40,222	2,21,222	2,21,222
Italian East Africa (Somaliland and Eritrea)	219,422	275,122	171,222	277,222	104,722	22,410	72,122	24,740	22,222
French Somaliland	402,122	222,272	222,440	22,222	22,410	22,222	1,14,700	72,222	22,722
United States of America—									
Via Atlantic Coast	122,222	2,122	2,222	22,222	724,170	22,222	2,772	1,224	22,221
" Pacific "	12,721	..	2,210	2,271	..	1,270	..
Other Foreign Countries	14,220	4,221	22,221	2,220	12,422	4,222	1,741	2,222	2,271
TOTAL FOREIGN COUNTRIES	47,220,172	22,022,227	21,214,222	14,210,272	12,722,204	1,27,27,224	22,22,224	42,02,211	22,22,272
Share of Bengal	222,270	22,272	21,227	21,212	27,227	1,27,271	21,122	22,272	22,211
" Bombay	22,122,222	22,722,272	21,222,222	22,222,212	22,222,122	1,22,22,121	22,12,222	22,22,222	22,22,222
" Sind	721,221	222,272	222,227	222,222	222,122	1,22,227	1,21,227	1,12,212	22,212
" Madras	22,272,172	22,122,212	12,222,222	21,222,221	21,221,272	1,22,27,222	1,22,22,222	22,21,222	21,27,212
" Burma	7,122	..	22	2	122	2,271	..	21	2
TOTAL	22,722,222	21,222,222	21,222,222	22,222,222	21,222,222	2,22,22,272	1,22,27,222	1,22,22,222	1,21,22,212
Total piece goods—	Yards	Yards	Yards	Yards	Yards				
United Kingdom (including Channel Islands)	12,220	122,212	17,210	22,222	222,222	4,222	22,222	4,222	2,112
Cyprus	22,220	22,222	1,222,240	2,741	22,127
Palestine	2,222	24,421	2,222	2,222	2,217
Aden and Dependencies	2,221,722	1,414,222	1,227,222	2,222,241	2,271,222	7,24,222	2,27,222	2,22,222	2,21,222
Bahrain Islands	4,472,222	2,224,272	2,142,112	2,122,222	1,247,272	12,22,222	2,74,277	7,21,222	2,17,122
Ceylon (excluding Maldives)	17,124,222	12,222,222	12,222,222	17,222,222	12,222,272	22,22,222	22,22,222	22,22,222	21,77,222
Straits Settlements	2,122,222	2,121,222	2,142,222	2,222,212	7,222,222	42,12,277	40,12,222	22,12,212	27,72,122
Federated Malay States	272,424	421,722	222,222	1,227,717	1,242,227	2,42,221	2,42,222	2,41,212	2,22,222
Gold Coast (including Br. Mandated Territory of Togoland)	242	272,222	120
Nigeria (including Br. Mandated Territory of Cameroons)	22,722	..	222,712	7,212,222	1,21,277
Sierra Leone	420	122,222	240
Union of South Africa	222,120	122,214	122,222	22,272	122,722	122,742	22,227	72,420	27,222
Zanzibar and Pemba	2,422,422	1,227,222	222,722	212,222	122,177	2,22,222	2,21,222	1,74,224	72,420
Kenya Colony	4,227,222	2,217,222	2,222,742	1,222,242	1,221,242	10,27,242	7,24,221	2,22,227	4,77,122
Tanganyika Territory	10,222,142	2,724,222	2,222,222	1,221,222	1,212,122	22,27,272	10,72,222	2,22,227	2,22,222
Samoliland Protectorate	22,222	22,222	2,120
Anglo-Egyptian Sudan	1,222,222	1,222,214	2,222,222	1,422,272	1,112,222	4,12,272	4,24,141	4,44,222	2,21,227
Mauritius and Dependencies	222,422	222,222	422,141	2,222,422	2,222,222	2,12,724	1,42,111	72,227	2,27,227
Seychelles	212,222	224,740	122,222	222,222	242,222	22,222	47,222	22,120	24,122
Canada—									
Via Atlantic Coast	11,272	2,422	22,221	4,222	2,424
" Pacific	4,211	2,742	10,227	2,141	2,240	1,720	1,220	4,222	210

No. 11—continued

ARTICLES, AND COUNTRIES OF FINAL DESTINATION; ALSO SHARE OF EACH PROVINCE	QUANTITY					VALUE				
	1931-32	1932-33	1933-34	1934-35	1935-36	1931-32	1932-33	1933-34	1934-35	1935-36
Articles—continued						R	R	R	R	R
Cot n—continued										
MANUFACTURES—continued										
Plecegoods—concluded										
	Yards	Yards	Yards	Yards	Yards					
Total plecegoods—continued										
Commonwealth of Australia.	44,520	56,932	49,264	40,056	14,550	10,965	11,296	11,600	7,711	5,447
New Zealand	21,900	2,400	19,732	16,037	2,100	11,068	440	11,251	6,171	955
Fiji Islands	6,686	88,478	46,812	75,630	297,973	3,373	20,558	20,930	32,352	87,007
Other British Possessions . .	12,361	8,310	13,701	35,988	12,397	6,574	3,253	3,397	8,606	6,860
TOTAL BRITISH EMPIRE	54,009,637	33,995,918	32,906,125	40,508,071	51,630,888	1,83,96,202	1,37,20,352	1,12,58,389	1,32,58,019	1,54,10,974
Netherlands	16,287	5,523
France	1,840	7,200	80,640	2,000	..	1,150	1,500	38,600	600
Portugal (including Anorea and Madeira)	119,520	18,900	..
Mascat Territory and Trucial Oman	3,187,303	1,394,753	2,062,312	1,815,708	1,655,398	7,13,045	2,91,235	4,14,235	3,85,756	3,41,496
Other Native States in Arabia	2,990,742	2,749,541	2,329,853	1,733,704	1,389,934	3,75,195	7,37,310	5,31,238	4,34,913	3,51,224
Iraq	12,771,814	5,066,727	4,749,536	2,391,515	1,375,595	36,84,087	13,16,868	9,52,221	6,13,848	3,74,553
Afghanistan	61,960	4,320	4,900	25,680	2,700	1,100
Iran	20,177,829	8,020,187	8,940,425	6,036,378	9,105,283	47,64,158	18,24,552	18,09,162	12,69,281	16,32,742
Somatra	23,040	89,734	21,323	124,912	15,662	17,310	48,823	11,235	68,487	7,994
Java	2,334,380	2,417,054	729,665	242,327	134,857	12,74,040	9,99,339	3,00,489	1,00,191	54,683
Siam	686,498	496,841	894,217	1,072,235	1,333,260	4,44,063	3,24,187	5,45,405	7,27,126	9,60,058
French Indo-China	2,700	14,700	24,210	19,200	..	1,800	9,700	20,400	14,100
China (exclusive of Hong- kong and Macao)	87,965	138,822	100,943	2,316	19,044	25,827	43,488	39,797	1,188	6,680
Egypt	445,470	3,341	3,600	12,631	393,924	74,754	788	860	2,204	70,382
Portuguese East Africa	6,131,317	5,980,923	2,807,930	2,793,539	3,091,196	13,24,147	12,61,425	5,71,336	5,57,850	5,73,445
Italian East Africa (Somali- land and Britree)	223,865	314,633	223,233	319,835	130,855	60,760	81,489	50,275	78,975	37,675
French Somaliland	830,685	752,105	688,690	354,430	84,810	1,73,910	2,00,770	1,34,352	70,900	20,592
United States of America— Fid Atlantic Coast	129,263	3,108	3,637	52,792	794,170	65,025	2,773	1,364	25,821	2,25,126
" Pacific "	13,791	..	3,210	5,271	..	1,200
Other Foreign Countries	15,174	4,431	23,847	8,280	17,197	4,972	1,616	6,388	2,373	7,056
TOTAL FOREIGN COUNTRIES	50,626,786	27,446,115	23,565,023	17,184,372	19,619,577	1,35,37,324	71,40,503	58,71,337	44,11,813	46,83,934
Ports of Bengal	336,343	159,143	134,727	133,540	169,105	1,67,621	55,612	52,310	49,795	41,532
" Bombay	73,786,337	41,478,732	36,637,972	35,837,300	48,612,437	1,36,26,151	1,01,96,044	81,30,933	93,86,075	1,18,44,929
" Sind	731,061	443,343	557,467	342,750	365,734	1,85,767	1,02,936	1,17,371	58,843	57,057
" Madras	29,775,940	24,360,916	20,130,940	21,577,014	22,162,927	1,34,30,303	1,05,07,333	83,28,579	81,74,425	55,51,235
" Burma	7,392	..	49	2,339	152	3,074	..	34	695	103
TOTAL	104,636,423	66,442,033	56,461,148	57,692,943	71,250,465	3,34,33,616	2,08,60,855	1,66,29,726	1,76,69,832	2,02,94,908

GENERAL EXPORTS

(694)

INDIAN MERCHANDISE

No. 11—continued

ARTICLES AND COUNTRIES OF FINAL DESTINATION: ALSO SHARE OF EACH PROVINCE	QUANTITY					VALUE			
	1931-32	1932-33	1933-34	1934-35	1935-36	1931-32	1932-33	1933-34	1934-35
						₹	₹	₹	₹
Textiles—continued									
Cotton—continued									
MANUFACTURES—continued									
Thread, sewing (III. F)—	Lbs.	Lbs.	Lbs.	Lbs.	Lbs.				
Aden and Dependencies	16,432	8,298	9,658	13,657	10,706	25,950	11,940	13,507	13,375
Bahrain Islands	7,780	2,892	9,386	1,174	982	18,950	4,300	7,940	1,140
Ceylon (including Maldives)	13,330	15,335	8,796	5,572	5,778	31,091	12,984	7,312	7,230
Union of South Africa	7,930	2,069	1,308	2,206	1,408	17,210	5,750	2,090	3,340
Zanzibar and Pemba	5,068	2,799	1,434	1,370	2,914	5,739	3,060	1,033	1,430
Kenya Colony	20,068	9,937	6,022	7,116	11,080	29,460	9,795	4,268	3,230
Other British Possessions	5,439	5,334	6,022	2,421	2,608	5,815	6,290	5,250	2,690
TOTAL BRITISH EMPIRE	81,562	47,850	42,082	36,516	39,430	1,13,206	53,299	41,469	34,774
Market Territory and Trucial Oman	4,799	898	198	2,920	384	8,960	1,100	250	2,500
Other Native States in Arabia	6,543	9,250	7,680	5,794	7,771	11,080	14,360	12,599	6,395
Iraq	13,823	16,897	12,923	21,204	12,817	17,402	11,535	14,275	20,321
Iran	63,187	13,070	3,730	13,779	20,568	60,972	19,799	3,375	17,660
Portuguese East Africa	23,029	24,439	21,133	29,432	23,640	26,670	23,245	23,245	24,200
Other Foreign Countries	1,345	100	198	293	2,650	1,168	200	200	285
TOTAL FOREIGN COUNTRIES	98,323	68,613	53,908	67,261	60,088	1,32,004	72,223	64,973	52,204
Share of Bengal	564	112	2,229	699	39	400
“ Bombay	176,297	99,739	94,119	121,248	176,223	2,22,419	1,19,200	1,94,423	1,16,796
“ Sind	318	..	39	499	229	240	..	39	600
“ Madras	2,569	2,979	2,433	2,441	7,999	1,623	..
TOTAL	179,906	106,263	97,994	123,977	129,468	2,42,210	1,27,217	1,06,444	1,17,069
Other sorts of manufactures (III. F)—	Lbs.	Lbs.	Lbs.	Lbs.	Lbs.				
United Kingdom (including Channel Islands)	59,370	51,039	123,278	113,316	96,225	66,142	66,478	62,580	23,984
Gibraltar	1,848	5,062	2,076	12,430	1,056	2,725	2,175	2,590	2,990
Malta and Gozo	1,904	1,512	2,204	2,742	2,226	2,900	2,600	2,220	6,225
Aden and Dependencies	27,008	22,405	27,205	22,222	21,498	17,749	19,277	20,220	21,799
Bahrain Islands	2,254	12,156	22,271	19,228	12,444	1,650	5,111	7,249	3,266
Ceylon (including Maldives)	60,404	83,227	76,522	46,910	200,924	25,221	25,222	22,721	16,940
Straits Settlements	2,224	2,975	2,010	2,229	5,221	2,940	2,221	2,222	6,401
Federated Malay States	2,503	984	1,204	2,044	2,025	2,770	1,072	4,041	1,742
Hongkong	516	410	21,000	218	224	772	927	12,522	124
Union of South Africa	6,017	22,270	1,642	4,444	2,084	7,175	9,229	2,505	2,975
Zanzibar and Pemba	10,072	6,705	7,651	5,201	10,274	7,775	2,768	9,912	3,012
Kenya Colony	21,422	10,225	22,222	22,122	21,402	12,920	5,411	15,925	11,120
Tanganyika Territory	22,590	7,220	2,702	2,104	11,770	21,200	5,210	6,992	4,424
Anglo-Egyptian Sudan	200	2,222	10,120	6,192	22,607	200	2,150	7,001	2,222
Mauritius and Dependencies	5,912	2,772	2,242	16,242	4,056	6,222	4,250	6,022	10,022
Commonwealth of Australia	621	2,222	2,221	2,202	4,646	450	7,750	2,700	2,420
New Zealand	10,104	..	600	1,512	100	2,222	..	205	1,422
Fiji Islands	4,222	27	400	222	..	7,227	127	220
Other British Possessions	612	1,401	2,122	2,222	6,512	550	1,552	7,429	2,244
TOTAL BRITISH EMPIRE	242,971	226,676	412,194	312,427	357,554	1,62,229	1,59,725	1,20,212	1,42,212
Germany	94,940	25	..	2,524	..	9,972	25	..
Market Territory and Trucial Oman	41,500	46,950	44,650	40,221	44,942	22,094	26,064	21,227	20,272
Other Native States in Arabia	24,974	50,979	52,926	124,401	44,774	26,742	27,714	22,067	22,224
Iraq	2,222	1,622	2,659	10,106	4,222	2,522	1,202	2,424	2,090

No. 11—continued

ARTICLES AND COUNTRIES OF FINAL DESTINATION; ALSO SHARE OF EACH PROVINCE	QUANTITY					VALUE				
	1981-82	1982-83	1983-84	1984-85	1985-86	1981-82	1982-83	1983-84	1984-85	1985-86
	Lbs.	Lbs.	Lbs.	Lbs.	Lbs.	R	R	R	R	R
Textiles—continued										
Cotton—continued										
MANUFACTURES—continued										
<i>Other sorts of manufac- tures (III. P)—continued</i>										
Iran	7,244	12,076	6,740	4,720	4,501	5,484	6,661	8,926	2,956	8,061
Java	350	1,008	2,012	12,352	1,786	1,000	1,450	1,986	8,407	4,200
Borneo (Dutch)	18,054	18,248	11,659	11,248	..
Siam	63,044	19,280	46,132	10,534	..	43,200	10,585	36,881	8,614	..
Philippines	616	3,082	1,232	752	1,728	1,150	6,400	1,682	1,100	1,650
Canary Islands	1,624	1,060	4,592	806	..	2,050	8,850	5,525	1,650
Portuguese East Africa	65,193	78,562	80,555	88,760	34,163	65,335	69,046	60,650	66,000	32,941
Italian East Africa (Somaliland and Eritrea)	3,688	11,200	19,075	22,706	10,314	2,600	7,872	14,710	16,427	13,140
French Somaliland	11,108	4,953	11,681	6,674	3,320	10,960	5,585	10,072	5,250	2,325
United States of America— via Atlantic Coast	46,919	67,966	982,896	9,118,163	8,347,456	15,171	29,146	80,592	6,06,827	5,48,560
„ Pacific „	954	4,824	..	1,390,467	3,788,764	1,652	5,687	..	96,947	2,39,423
Panama (including Panama Canal Zone)	2,020	3,106	692	1,493	2,619	3,900	6,800	976	2,192	2,709
Other Foreign Countries	7,079	4,963	12,644	16,366	3,801	9,884	6,420	6,118	17,281	4,598
TOTAL FOREIGN COUNTRIES	239,907	401,392	1,283,933	10,866,715	12,297,400	2,29,700	2,38,625	2,90,514	9,35,636	9,12,353
<i>Share of Bengal</i>	<i>25,960</i>	<i>85,473</i>	<i>1,054,520</i>	<i>10,648,686</i>	<i>12,193,048</i>	<i>16,171</i>	<i>64,360</i>	<i>1,10,075</i>	<i>7,47,603</i>	<i>8,01,591</i>
„ Bombay	409,323	393,991	357,373	319,195	264,390	3,44,563	2,54,115	2,74,280	2,68,323	2,16,899
„ Sind	69,297	99,360	118,368	170,662	86,304	37,266	64,177	60,766	69,239	37,792
„ Madras	43,636	301,313	90,733	42,821	289,656	16,346	30,641	16,927	11,643	63,210
„ Burma	222	6,931	81,023	779	32,748	513	2,197	18,738	947	4,653
TOTAL	638,983	688,568	1,702,127	11,180,142	12,855,044	4,14,059	3,03,410	4,70,826	10,78,149	11,24,175
<i>Total value of Cotton manu- factures (including Twist and Yarn)—</i>										
United Kingdom (including Channel Islands)	—	—	—	—	—	17,21,938	30,12,077	18,99,319	6,41,909	13,97,305
Gibraltar	—	—	—	—	—	3,155	8,842	2,590	2,880	2,910
Malta and Gozo	—	—	—	—	—	5,275	7,050	14,961	10,062	10,061
Cyprus	—	—	—	—	—	90,812	53,516	96,410	1,72,972	4,12,499
Palestine	—	—	—	—	—	2,21,200	1,71,767	1,98,198	1,95,657	1,94,063
Aden and Dependencies	—	—	—	—	—	22,07,408	17,69,572	16,98,952	14,85,213	15,16,613
Bahrain Islands	—	—	—	—	—	14,70,548	9,31,013	8,13,407	8,87,227	5,55,102
Ceylon (excluding Maldives)	—	—	—	—	—	70,94,020	51,87,773	51,03,506	62,73,062	69,25,223
Straits Settlements	—	—	—	—	—	53,56,356	43,18,109	30,00,680	31,39,118	36,15,944
Federated Malay States	—	—	—	—	—	3,46,066	2,49,705	3,46,018	5,61,601	4,40,596
Hongkong	—	—	—	—	—	48,865	4,754	19,217	1,234	1,350
Sarar Leone	—	—	—	—	—	6,848	1,10,113	96,264	96,932	2,83,161
Gold Coast (including Br. Mandated Territory of Togoland)	—	—	—	—	—	..	1,570	..	530	89,688
Nigeria (including Br. Mandated Territory of Cameroons)	—	—	—	—	—	6,28,500	6,80,273	5,17,657	7,51,718	29,62,158
Union of South Africa	—	—	—	—	—	1,98,280	93,831	80,535	94,227	32,490
Zanzibar and Pemba	—	—	—	—	—	5,63,529	2,90,164	2,05,267	1,02,803	71,567
Kenya Colony	—	—	—	—	—	11,14,837	8,14,070	6,91,565	5,46,062	4,56,452
Tanganyika Territory	—	—	—	—	—	22,57,972	10,98,791	5,83,094	3,73,827	4,01,762
Somaliland Protectorate	—	—	—	—	—	..	1,800	..	6,995	11,920
Anglo-Egyptian Sudan	—	—	—	—	—	4,19,872	4,58,291	4,52,341	3,35,931	2,81,620
Mauritius and Dependencies	—	—	—	—	—	2,26,580	1,49,486	87,732	6,18,880	10,31,214
Seychelles	—	—	—	—	—	62,915	48,899	37,840	54,195	59,325
Canada— via Atlantic Coast	—	—	—	—	—	4,650	..	2,206	3,434	10,124
„ Pacific „	—	—	—	—	—	1,730	1,398	4,168	3,009	978
Commonwealth of Australia	—	—	—	—	—	14,277	20,340	15,300	25,226	11,812
New Zealand	—	—	—	—	—	16,340	440	12,702	9,399	1,608
Fiji Islands	—	—	—	—	—	3,738	28,450	21,462	33,102	87,679
Other British Possessions	—	—	—	—	—	3,634	2,019	7,934	13,921	7,693
TOTAL BRITISH EMPIRE	—	—	—	—	—	2,40,87,854	1,93,20,912	1,54,99,325	1,44,40,206	2,08,71,890

GENERAL EXPORTS

(696)

INDIAN MERCHANDISE

No. 11—continued

ARTICLES AND COUNTRIES OF FINAL DESTINATION; ALSO SHARE OF EACH PROVINCE	QUANTITY					VALUE				1934-35
	1931-32	1932-33	1933-34	1934-35	1935-36	1931-32	1932-33	1933-34	1934-35	
Textiles—continued										
Cotton—continued										
MANUFACTURES—continued										
Total value of Cotton manu- factures including Twist and Yarn—continued										
Union of Socialist Soviet Republics—										
Northern	—	—	—	—	—	..	60
Southern	—	—	—	—	—	22,225	12,675
Germany	—	—	—	—	—	487	10,265	20,025	29,567	..
Netherlands	—	—	—	—	—	..	308	15,221
Belgium	—	—	—	—	—	2,290
France	—	—	—	—	—	2,200	2,250	11,222	27,220	..
Spain	—	—	—	—	—
Portugal	—	—	—	—	—	18,000
Italy (including Fiume)	—	—	—	—	—	1,000	2,125	2,752	6,622	..
Yugoslavia (Kingdom of the Serbs, Croats and Slovenes)	—	—	—	—	—
Bulgaria	—	—	—	—	—	1,22,942	1,09,124	1,02,222	26,275	..
Romania	—	—	—	—	—	26,297
Greece (including Crete)	—	—	—	—	—	9,122	24,722	15,222	22,220	..
Turkey, European	—	—	—	—	—	22,200	22,721	20,122	22,121	..
Turkey, Asiatic	—	—	—	—	—	1,22,122	1,22,222	2,27,272	4,01,221	..
Syria	—	—	—	—	—	14,22,222	11,24,099	12,79,222	12,27,222	..
Mesopotamian Territory and Trucial Oman	—	—	—	—	—	2,72,222	4,02,222	2,12,221	4,22,222	..
Other Native States in Arabia	—	—	—	—	—	10,22,272	2,21,219	2,27,222	2,24,222	..
Iraq	—	—	—	—	—	44,22,222	17,27,212	12,22,222	9,12,222	..
Afghanistan	—	—	—	—	—	20,222	2,700	1,100
Iran	—	—	—	—	—	22,22,222	22,22,222	41,72,222	21,12,722	..
Banjan Island	—	—	—	—	—	2,000	..	2,000	2,220	..
Sumatra	—	—	—	—	—	17,210	22,222	11,222	22,222	..
Java	—	—	—	—	—	12,72,040	10,00,722	2,22,272	1,22,222	..
Borneo (Dutch)	—	—	—	—	—	..	222	12,222	11,222	..
Siam	—	—	—	—	—	12,12,222	7,22,222	2,22,711	10,24,222	..
French Indo-China	—	—	—	—	—	..	2,400	2,200	20,200	..
Philippines	—	—	—	—	—	1,122	11,122	1,222	2,100	..
China (excluding of Hong- kong and Macao)	—	—	—	—	—	22,222	22,222	22,722	2,122	..
Japan	—	—	—	—	—	22	..	2,222	2,222	..
Egypt	—	—	—	—	—	14,12,217	2,71,210	1,27,222	24,222	..
Tripoli (including Libya)	—	—	—	—	—	22,222	22,222	12,222	12,222	..
Morocco, French*	—	—	—	—	—	..	2,400
Canary Islands	—	—	—	—	—	..	2,220	2,220	2,222	..
French West Africa (including French Mandated Ter- ritories of Togoland and Cameroon)	—	—	—	—	—	1,220	400	..	2,722	..
Portuguese East Africa	—	—	—	—	—	14,21,222	12,72,222	2,22,222	7,22,222	..
Italian East Africa (Somal- land and Eritrea)	—	—	—	—	—	1,12,702	1,22,222	21,222	1,24,222	..
French Somaliland	—	—	—	—	—	14,77,241	12,01,212	2,07,222	2,27,722	..
United States of America—										
Via Atlantic Coast	—	—	—	—	—	21,222	21,219	21,222	2,24,222	..
" Pacific "	—	—	—	—	—	2,222	2,222	1,200	22,222	..
Panama (including Panama Canal Zone)	—	—	—	—	—	2,272	2,200	272
Other Foreign Countries	—	—	—	—	—	2,222	1,222	7,221	7,222	..
TOTAL FOREIGN COUNTRIES						2,40,22,227	1,22,22,222	1,17,22,772	1,00,22,211	..
Share of Bengal										
" Bombay	—	—	—	—	—	1,22,221	1,22,222	1,22,222	7,22,222	..
" Sind	—	—	—	—	—	2,12,22,222	1,22,22,222	1,24,22,222	1,27,22,222	..
" Madras	—	—	—	—	—	2,21,222	1,22,222	1,72,222	1,24,222	..
" Burma	—	—	—	—	—	1,22,72,222	1,22,21,222	1,24,22,222	22,21,222	..
TOTAL	—	—	—	—	—	6,227	2,227	22,222	1,722	..
Total value of Cotton, Yarn and Manufactures						4,21,22,121	2,22,11,077	2,72,22,109	2,24,22,217	..
						22,22,22,222	22,22,22,222	22,22,22,222	22,22,22,222	..

* Figures prior to 1933-34 relate to Morocco.

No. 11—continued.

ARTICLES AND COUNTRIES OF FINAL DESTINATION: ALSO SHARE OF EACH PROVINCE	QUANTITY					VALUE				
	1981-82	1982-83	1983-84	1984-85	1985-86	1981-82	1982-83	1983-84	1984-85	1985-86
Textiles—continued										
Fine—	Lbs.	Lbs.	Lbs.	Lbs.	Lbs.	R	R	R	R	R
Raw (II. Q)
MANUFACTURES (including TWIST AND YARN) (III. T) —										
Ceylon (excluding Maldives)	—	—	—	—	—	2,865	43	10,098	160	1,635
Other British Possessions .	—	—	—	—	—	3,142	2	1,118	..	1,085
TOTAL BRITISH EMPIRE	—	—	—	—	—	6,007	45	11,206	160	2,720
TOTAL FOREIGN COUNTRIES	—	—	—	—	—	1,182	1,419	..	80	500
Share of Bengal	—	—	—	—	—	3,330	45	5,989	160	3,720
" Bombay	—	—	—	—	—	3,004	379	10	..	500
" Sind	—	—	—	—	—	30	19
" Madras	—	—	—	—	—	285	1,030	6,207	80	..
TOTAL	—	—	—	—	—	7,189	1,464	11,206	240	3,220
HANDEDASHREY AND MILLINERY— Made-up Cotton goods, s.g., quilts, bed covers, counterpanes, etc. (III. T) (a)—										
United Kingdom (including Channel Islands).	—	—	—	—	—	—	—	5,278	6,824	19,844
Ceylon (excluding Maldives) .	—	—	—	—	—	—	—	3,516	7,400	865
Other British Possessions .	—	—	—	—	—	—	—	13,267	3,146	13,621
TOTAL BRITISH EMPIRE .	—	—	—	—	—	—	—	22,056	17,370	34,330
United States of America— Via Atlantic Coast	—	—	—	—	—	—	—	95,864	38,008	30,642
" Pacific "	—	—	—	—	—	—	—	12,046
Other Foreign Countries	—	—	—	—	—	—	—	4,537	2,644	2,015
TOTAL FOREIGN COUNTRIES	—	—	—	—	—	—	—	1,12,497	40,650	32,657
Share of Bengal	—	—	—	—	—	—	—	595	271	350
" Bombay	—	—	—	—	—	—	—	1,16,763	54,947	64,557
" Sind	—	—	—	—	—	—	—	3,433	1,887	1,780
" Madras	—	—	—	—	—	—	—	13,713	800	..
" Burma	—	—	—	—	—	—	—	..	135	300
TOTAL	—	—	—	—	—	—	—	1,34,558	58,020	66,987
Other sorts (III. T)(a)—										
United Kingdom (including Channel Islands).	—	—	—	—	—	—	—	27,731	43,171	10,417
Aden and Dependencies	—	—	—	—	—	—	—	49,885	58,176	64,280
Zanzibar and Pemba	—	—	—	—	—	—	—	6,150	9,084	3,610
Kenya Colony	—	—	—	—	—	—	—	2,228	7,342	22,070
Mauritius and Dependencies . .	—	—	—	—	—	—	—	858	2,638	6,160
Canada— Via Atlantic Coast	—	—	—	—	—	—	—	13,417	11,471	8,230
" Pacific "	—	—	—	—	—	—	—	460	..	710
Fiji Islands	—	—	—	—	—	—	—	..	800	8,366
Other British Possessions	—	—	—	—	—	—	—	6,181	26,947	19,586
TOTAL BRITISH EMPIRE .	—	—	—	—	—	—	—	1,05,910	1,59,109	1,44,029
Muscat Territory and Trucial Oman	—	—	—	—	—	—	—	4,718	13,331	5,200
Other Native States in Ara- bia	—	—	—	—	—	—	—	7,212	1,540	5,150
Iraq	—	—	—	—	—	—	—	5,720	1,390	2,450
Portuguese East Africa	—	—	—	—	—	—	—	7,076	17,038	15,942
Italian East Africa (Somalland and Eritrea).	—	—	—	—	—	—	—	8,900	7,700	2,100
French Somalland	—	—	—	—	—	—	—	27,350	15,200	5,571
United States of America— Via Atlantic Coast	—	—	—	—	—	—	—	96,156	2,43,233	35,191
" Pacific "	—	—	—	—	—	—	—	..	262	..
Other Foreign Countries	—	—	—	—	—	—	—	5,225	6,263	7,259
TOTAL FOREIGN COUNTRIES	—	—	—	—	—	—	—	1,62,357	3,05,956	78,263

(a) Separately recorded from 1983-84.

GENERAL EXPORTS

(698)

INDIAN MERCHANDISE

No. 11—continued

ARTICLES AND COUNTRIES OF FINAL DESTINATION; ALSO SHARE OF EACH PROVINCE	QUANTITY					VALUE			
	1931-32	1932-33	1933-34	1934-35	1935-36	1931-32	1932-33	1933-34	1934-35
Textiles—continued						R	R	R	R
HABERDASHERY AND MILLINERY— continued									
Other sorts (III. T)—contd. (a)									
Share of Bengal	—	—	—	—	—	—	—	1,194	1,301
“ Bombay	—	—	—	—	—	—	—	2,51,600	6,51,492
“ Sind	—	—	—	—	—	—	—	13,600	8,651
“ Madras	—	—	—	—	—	—	—	1,760	3,423
“ Burma	—	—	—	—	—	—	—	112	112
TOTAL	—	—	—	—	—	—	—	2,68,267	4,66,044
Total Haberdashery and Millinery (III. T)—									
United Kingdom (including Channel Islands)	—	—	—	—	—	35,064	41,548	33,004	49,946
Aden and Dependencies	—	—	—	—	—	48,357	53,810	49,345	56,176
Ceylon (excluding Maldives)	—	—	—	—	—	11,408	6,205	4,808	11,705
Union of South Africa	—	—	—	—	—	1,635	22	1,100	4,869
Zanzibar and Pemba	—	—	—	—	—	17,570	8,497	7,840	8,064
Kenya Colony	—	—	—	—	—	14,007	15,776	8,732	7,427
Tanganyika Territory	—	—	—	—	—	1,414	2,642	3,966	6,143
Mauritius and Dependencies	—	—	—	—	—	3,140	2,144	358	3,538
Canada— Vid Atlantic Coast	—	—	—	—	—	4,262	7,464	16,817	11,471
“ Pacific “	—	—	—	—	—	..	624	510	..
Fiji Islands	—	—	—	—	—	75	169	1,010	300
Other British Possessions	—	—	—	—	—	10,907	15,368	8,346	12,909
TOTAL BRITISH EMPIRE	—	—	—	—	—	1,48,374	1,52,847	1,27,966	1,76,470
Mesopotamia and Trucial Oman	—	—	—	—	—	2,800	2,720	4,718	12,331
Other Native States in Arabia	—	—	—	—	—	5,550	5,780	7,212	1,983
Iraq	—	—	—	—	—	4,195	5,092	6,398	1,626
Siem	—	—	—	—	—	14,130	25	..	80
Portuguese East Africa Italian East Africa (Somali- land and Eritrea)	—	—	—	—	—	14,944	17,501	8,771	18,752
French Somaliland	—	—	—	—	—	8,075	14,120	8,700	7,740
United States of America— Vid Atlantic Coast	—	—	—	—	—	46,806	22,500	27,350	15,200
“ Pacific “	—	—	—	—	—	60,480	1,97,240	1,92,020	2,21,220
Other Foreign Countries	—	—	—	—	—	380	27	12,046	202
TOTAL FOREIGN COUNTRIES	—	—	—	—	—	1,07,526	2,74,373	2,74,654	3,46,808
Share of Bengal	—	—	—	—	—	1,120	2,459	2,790	1,574
“ Bombay	—	—	—	—	—	2,96,772	3,98,312	1,65,382	3,06,444
“ Sind	—	—	—	—	—	21,887	11,207	17,983	10,518
“ Madras	—	—	—	—	—	16,273	12,573	16,473	6,256
“ Burma	—	—	—	—	—	1,128	676	112	261
TOTAL	—	—	—	—	—	3,18,010	4,27,221	4,08,890	5,28,064
Hemp (chiefly sann)— less (II. Q)—									
United Kingdom (including Channel Islands)	Cwts.	Cwts.	Cwts.	Cwts.	Cwts.				
Palatine	368	5,100
Ceylon (excluding Maldives)	116	146	156	177	410	1,500	2,006	2,127	2,622
Union of South Africa	125	576	..	1,050
Socotra (b)	—	—	61	339	11	—	—	835	5,130
Other British Possessions	173	69	332	279	100	2,348	975	2,740	2,311
TOTAL BRITISH EMPIRE	32,544	80,828	85,031	118,003	168,997	3,60,448	9,55,171	8,34,822	10,70,623

(a) Separately recorded from 1933-34.
(b) Separately specified from 1933-34. Included in "Aden and Dependencies" up to 1932-33.

No. 11—continued

ARTICLES, AND COUNTRIES OF FINAL DESTINATION; ALSO SHARE OF EACH PROVINCE	QUANTITY					VALUE				
	1931-32	1932-33	1933-34	1934-35	1935-36	1931-32	1932-33	1933-34	1934-35	1935-36
Textiles—continued										
Hemp (chiefly sann)—continued						R	R	R	R	R
Race (II. Q)—continued	Cwts.	Cwts.	Cwts.	Cwts.	Cwts.					
U. S. S. R.—										
Northern	277	391	682	1,073	..	3,060	5,400	9,050	14,025	..
Estonia	143	..	243	3,633	6,918	2,000	..	2,860	52,372	787,214
Sweden	5,700	5,852	6,613	11,548	14,194	68,590	75,730	57,349	1,03,282	149,923
Norway	106	207	878	689	517	1,200	3,530	9,575	4,675	5,030
Denmark	7,924	12,324	9,014	12,566	16,331	94,438	1,35,820	80,364	1,18,057	1,80,686
Germany	14,755	56,488	66,662	48,923	68,141	1,70,172	6,03,035	6,02,673	4,08,562	6,25,448
Netherlands	146	1,918	1,414	5,704	..	2,700	16,075	9,900	45,505
Belgium	116,616	41,699	110,645	118,415	200,181	14,83,746	5,06,074	11,21,868	10,89,375	17,75,941
France	3,094	9,522	20,029	12,142	67,832	37,700	1,04,108	1,74,442	95,414	5,99,210
Spain	474	754	89	2,187	978	6,200	8,750	750	15,065	11,130
Portugal	3,894	6,041	4,978	7,545	8,184	50,252	83,302	58,808	1,05,670	1,05,145
Italy (including Fiume)	3,431	25,070	39,941	54,302	11,231	92,920	3,02,746	2,44,687	4,24,582	94,370
Austria	1,785	18,600
Czechoslovakia	893	6,500
Greece (including Crete)	13,082	31,424	35,815	35,670	44,394	1,51,008	3,37,109	3,63,620	2,68,159	3,47,169
Muskat Territory and Trucial Oman	2,790	2,212	1,547	652	1,056	35,323	23,326	18,418	7,687	14,035
Other Native States in Arabia	908	1,109	654	886	1,803	13,490	11,193	7,375	12,718	18,008
United States of America—										
Via Atlantic Coast	13,359	6,535	12,319	10,664	23,737	1,16,430	44,344	1,02,120	92,927	2,48,867
" Pacific "	214	2,100
Other Foreign Countries	49	480	565	829	528	495	7,920	4,350	9,711	5,943
TOTAL FOREIGN COUNTRIES	191,400	200,351	302,292	323,138	478,935	23,29,124	22,60,057	27,74,384	28,32,181	43,04,624
Share of Bengal	153,111	201,650	297,538	343,420	488,233	19,21,696	22,62,257	24,07,363	26,30,145	40,68,150
" Bombay	63,495	76,535	86,452	90,432	129,893	7,34,082	9,19,470	11,66,568	12,35,424	16,78,391
" Sind	75	1,200
" Madras	3,313	2,693	2,833	3,189	24,758	32,594	27,531	34,775	38,825	2,57,409
TOTAL	223,994	280,879	387,923	437,041	642,932	26,89,672	32,16,258	36,08,706	39,02,804	60,34,450
Manufactures (excluding sardage) (III. T)—										
TOTAL BRITISH EMPIRE	—	—	—	—	—	1,577	1,038	1,187	1,196	1,558
TOTAL FOREIGN COUNTRIES	—	—	—	—	—	4,375	3,867
Share of Bengal	—	—	—	—	—	2	..	120	4,450	4,001
" Bombay	—	—	—	—	—	60	..	13	..	135
" Sind	—	—	—	—	—	318
" Madras	—	—	—	—	—	717	1,038	238	1,121	1,289
" Burma	—	—	—	—	—	575
TOTAL	—	—	—	—	—	1,577	1,038	1,187	5,571	5,425
Total value of Hemp, Race and Manufactures	—	—	—	—	—	26,91,149	32,17,296	36,03,893	39,08,875	60,89,875
Jute—										
Raw (II. N)—	Tons	Tons	Tons	Tons	Tons					
United Kingdom (including Channel Islands)	154,417	129,622	177,193	166,377	166,058	3,11,09,496	2,24,19,997	2,55,21,088	2,34,47,197	2,96,24,392
Irish Free State*	4	358	860	58,000
Straits Settlements	1,056	12	42	1,65,375
Hongkong	2,305	3,444	3,454	3,909	3,058	4,00,410	5,54,885	4,53,638	5,50,401	5,81,763
Canada— Via Atlantic Coast	224	580	22,750	1,06,547
Commonwealth of Australia	1,146	1,442	840	1,270	1,407	2,28,319	2,83,740	1,46,345	2,24,245	3,14,516
New Zealand	40	29	7	14	39	8,945	5,020	1,005	2,494	6,400
Other British Possessions	4	5	25	428	94	..	684	3,621
TOTAL BRITISH EMPIRE	157,972	184,437	181,404	171,793	172,668	3,17,42,610	2,82,63,787	2,61,22,166	2,42,57,121	3,08,60,813

* Separately shown from 1933-34. Prior to 1933-34 included in the "United Kingdom".

GENERAL EXPORTS

(700)

INDIAN MERCHANDISE

No. 11—continued

ARTICLES, AND COUNTRIES OF FINAL DESTINATION; ALSO SHARE OF EACH PER CENT	QUANTITY					VALUE				
	1931-32	1932-33	1933-34	1934-35	1935-36	1931-32	1932-33	1933-34	1934-35	1935-36
Textiles—continued										
Jute—continued										
Rose (H. N)—continued										
Union of Soviet Republics—										
Northern	530	90,402
Southern	2,461	112	399	3,504	15,109	4,39,021	14,979	63,592	4,99,012	27,028
Finland	66	7	148
Sweden	691	2,180	5,435	6,486	6,450	1,28,391	6,41,744	8,28,784	9,85,366	11,024
Norway	490	1,091	990	1,325	1,201	99,260	1,72,465	1,41,518	1,84,582	1,628
Denmark	511	428	917	949	935	61,470	69,730	1,09,671	1,18,230	1,428
Poland (including Danzig)	48	1,292	1,765	2,832	7,158	9,500	2,23,016	2,54,199	4,00,289	12,028
Germany	130,233	121,710	165,411	127,422	151,951	2,42,84,769	2,11,70,530	2,42,04,444	2,00,04,207	2,72,228
Netherlands	12,076	21,974	22,616	21,407	19,487	21,66,444	27,24,127	47,58,128	20,30,242	22,022
Belgium	45,869	40,678	58,925	59,797	55,795	64,18,007	70,71,726	83,11,227	81,75,392	69,228
France	51,869	66,914	83,666	82,058	76,207	99,34,143	1,15,57,291	1,26,62,522	1,21,75,249	1,37,028
Spain	25,621	42,311	25,625	42,995	50,837	64,51,625	71,64,814	54,77,095	60,98,307	66,228
Portugal (including Azores and Madeira)	2,778	2,735	1,927	4,630	2,581	3,57,043	4,14,340	1,17,448	6,73,399	4,228
Yugoslavia (Kingdom of the Serbs, Croats and Slovenes)	124	228
Italy (including Fiume)	44,125	27,485	65,076	87,092	49,030	86,14,853	66,03,697	86,61,450	1,27,14,368	69,228
Austria	630	2,040	1,02,372	2,228
Czechoslovakia	69	358	228	18,000	56,000	128
Hungary	1,024	1,579	1,55,260	2,228
Roumania	10	826	2,118	1,633	1,509	1,240	1,30,771	3,66,841	2,41,617	2,228
Greece (including Crete)	1,402	1,595	1,706	1,898	2,691	2,83,911	2,67,890	2,71,099	3,04,562	4,228
Formosa	718	207	315	448	92	1,22,540	49,100	42,050	67,500	128
Java	178	29,880
China (exclusive of Hongkong and Manchuria)	6,621	6,787	7,908	8,236	9,621	12,01,562	9,97,875	9,41,444	11,16,293	14,228
Japan	9,919	14,402	17,845	23,208	23,538	17,46,784	22,73,176	28,59,424	21,62,768	29,228
Egypt	6,844	5,401	8,499	8,764	12,248	14,71,194	8,76,709	12,18,010	17,03,340	29,228
Madagascar and Kerguelon	275	452	22,059	128
United States of America—										
Far Atlantic Coast	47,207	33,564	49,952	49,324	77,401	87,22,819	64,20,362	71,20,509	72,19,948	1,11,228
Pacific	1,903	2,338	1,749	2,231	2,093	4,00,328	4,39,330	2,84,690	3,89,925	4,428
Cuba	143	54	80	245	192	22,731	12,000	10,500	43,054	228
Mexico	536	124	285	617	647	92,968	25,760	49,606	66,470	1,428
Dutch Guiana	54	12,000
Brazil	16,660	12,287	19,032	17,791	19,831	20,79,837	26,62,209	22,47,841	22,54,102	27,228
Uruguay	549	708	621	610	707	84,492	1,03,935	71,111	72,926	1,428
Argentine Republic (including the Atlantic Coast of Patagonia)	6,967	7,141	6,511	9,049	6,967	11,00,823	10,21,117	10,73,745	12,27,779	10,128
Chile (including the Pacific Coast of Patagonia)	440	2,636	740	71,130	2,37,097	1,128
Other Foreign Countries	1	..	9	550	..	1,440
TOTAL FOREIGN COUNTRIES	428,646	428,628	569,874	580,681	598,656	8,01,33,013	7,40,20,582	8,21,04,541	8,44,53,795	10,42,128
Share of Hongkong	684,653	841,609	744,163	751,575	769,578	11,16,18,617	9,70,81,210	10,86,9,728	10,81,1,217	13,07,228
Bombay	27	650
Madras	1,938	1,454	4,205	399	1,754	3,91,371	2,21,444	6,30,911	1,26,687	2,228
Bihar	118	110	..	11	..
TOTAL	506,618	563,063	714,168	752,474	771,324	11,18,80,628	9,78,08,809	10,93,20,707	10,87,10,916	13,70,228
Wool and Yarn (H. Q)—										
Collected Kingdom (including Channel Islands)	Lbs.	Lbs.	Lbs.	Lbs.	Lbs.					
Straits Settlements	49,981	24,564	22,520	20,336	20,747	7,649	4,618	2,215	2,403	1,228
Hongkong	21,204	72,760	91,594	85,120	237,870	4,518	8,248	9,187	8,547	1,228
Union of South Africa	285,500	1,792	2,850	44,327	18,627	43,706	448	582	5,104	1,228
Gold Coast (including British Mandated Territory of Togoland)	218,172	215,530	225,474	184,504	166,846	22,991	20,129	23,809	24,869	2,228
Nigeria (including British Mandated Territory of Cameroons)	44,800	68,534	6,024	1,228
Commonwealth of Australia	..	61,212	51,988	123,766	89,792	9,937	1,228
Other British Possessions	2,440	7,289	12,300	14,690	25,846	1,250	1,443	1,766	1,681	1,228
TOTAL BRITISH EMPIRE	637,407	889,768	468,638	684,841	781,072	90,171	58,900	60,97	74,169	8,228

No. 11—continued

ARTICLES AND COUNTRIES OF FINAL DESTINATION; ALSO SHARE OF EACH PROVINCE	QUANTITY					VALUE				
	1931-32	1932-33	1933-34	1934-35	1935-36	1931-32	1932-33	1933-34	1934-35	1935-36
Textiles—continued										
Jute—continued										
<i>Tactel and Yarn (III. Q)—</i> continued	Lbs.	Lbs.	Lbs.	Lbs.	Lbs.	R	R	R	R	R
Netherlands	35,914	6,587
Japan	152,240	125,000	812,714	18,002	15,624	1,01,616
French West Africa	58,240	7,556
Portuguese East Africa	366,076	259,502	252,040	324,757	602,508	35,164	32,946	30,075	35,485	57,804
Brazil	112,000	67,200	15,602	8,440
Paraguay	44,800	18,440	72,469	44,800	..	4,864	1,500	6,387	3,800
Uruguay	231,840	267,620	140,800	171,160	115,000	29,554	28,687	14,138	40,801	12,464
Argentine Republic (including the Atlantic Coast of Patagonia)	7,246,678	7,322,043	3,608,960	3,760,085	2,449,021	9,48,869	7,51,781	3,57,243	3,10,594	2,09,290
Chile (including the Pacific Coast of Patagonia)	70,784	4,592	9,423	671
Peru	31,528	13,998	138,148	196,800	110,148	4,029	2,203	12,968	23,153	13,271
Other Foreign Countries	28,918	7,325	89,379	49,662	20,037	3,935	1,220	10,950	7,238	2,731
TOTAL FOREIGN COUNTRIES	8,031,594	8,027,286	4,409,467	4,699,933	4,252,974	10,45,021	8,37,308	4,35,313	4,39,332	4,15,790
Share of Bengal	8,666,577	8,411,039	4,818,103	5,284,774	5,934,046	11,33,292	3,91,269	4,91,710	5,13,451	5,09,774
“ Bombay	3,424	1,560
TOTAL	8,669,001	8,411,039	4,818,103	5,284,774	5,934,046	11,35,192	3,91,269	4,91,710	5,13,451	5,09,774
MANUFACTURES—										
<i>Carpas (III. Q)—</i> Commonwealth of Australia	Yards	Yards	Yards	Yards	Yards	1,000	7,428	19,418
Other British Possessions	40	12,320	5,190	12,980	9,855	50	5,025	1,644	3,740	2,779
TOTAL BRITISH EMPIRE	40	12,320	10,190	41,220	77,027	50	5,025	2,644	11,168	22,197
Argentine Republic (including the Atlantic Coast of Patagonia)	50,000	12,501
Other Foreign Countries	700	11,118	4,873	3,236	3,856	350	3,253	2,550	2,463	917
TOTAL FOREIGN COUNTRIES	700	61,118	4,873	3,236	3,856	350	15,754	2,550	2,463	917
Share of Bengal	40	60,603	9,561	41,440	76,217	50	15,329	2,532	11,334	21,352
“ Bombay	11,710	1,351	2,616	4,666	..	4,580	334	1,897	1,268
“ Sind	700	1,100	4,116	350	350	2,006
“ Madras	30	45	400	20	23	500	..
TOTAL	740	73,438	15,063	44,456	80,883	400	20,779	5,194	13,631	23,114
<i>Sacking gunny bags</i> (III. Q)—	No.	No.	No.	No.	No.					
United Kingdom (including Channel Islands)	18,036,039	19,959,782	18,071,843	15,518,520	14,456,842	56,12,433	55,31,170	46,26,969	39,80,898	37,74,233
Irish Free State*	30,000	22,900	60,000	4,900	6,026	16,200
Cyprus	233,700	192,200	199,297	366,726	391,000	53,451	35,253	39,147	70,242	81,967
Palestine	237,100	79,000	88,200	139,900	284,600	79,968	19,200	20,759	32,237	72,266
Aden and Dependencies	345,769	196,012	124,500	127,665	264,030	97,031	48,943	30,471	30,069	62,865
Bahrain Islands	2,700	19,700	7,576	7,350	6,800	765	5,869	1,930	1,906	2,230
Ceylon (excluding Maldives)	1,626,963	328,360	873,866	1,088,539	168,821	4,07,945	68,316	2,03,512	2,47,711	40,623
Straits Settlements	15,665,080	14,754,200	14,063,710	4,516,800	4,968,350	46,61,483	38,91,865	35,40,487	12,40,808	13,72,072
Federated Malay States	20,000	8,000	17,000	2,300	..	3,100	1,709	6,112	681
British Borneo	18,500	17,600	5,110	4,350
Hongkong	26,698,100	24,310,100	18,078,900	10,828,400	8,949,200	74,33,433	62,30,318	41,84,037	26,48,571	21,14,956
Gambia	18,000	18,500	304,500	200,250	429,464	5,536	6,309	76,774	56,420	1,07,653
Gold Coast (including British Mandated Territory of Togoland)	1,729,400	2,477,450	3,243,350	3,103,819	6,069,650	4,95,473	6,92,565	8,80,692	7,69,485	15,12,777
Sierra Leone	26,700	126,000	656,700	1,263,600	1,737,000	7,159	30,555	1,54,973	3,01,747	4,12,962
Nigeria (including British Mandated Territory of Cameroons)	2,880,900	3,304,800	4,616,150	6,925,700	8,973,700	5,79,036	8,10,506	11,33,346	16,79,804	21,35,056
Union of South Africa	16,909,247	17,178,954	13,939,150	21,616,800	21,070,537	59,35,841	56,17,856	43,76,453	62,71,677	62,59,599
Zanzibar and Pemba	815,850	282,650	240,000	178,000	153,600	94,080	80,172	60,262	44,496	39,011

* Shown separately from 1933-34. Included in the "United Kingdom upto 1922-23.

GENERAL EXPORTS

INDIAN MERCHANDISE

(702)

No. 11—continued

[ARTICLES, AND COUNTRIES OF FINAL DESTINATION; ALSO SHARE OF EACH PROVINCE]	QUANTITY					VALUE				
	1931-32	1932-33	1933-34	1934-35	1935-36	1931-32	1932-33	1933-34	1934-35	1935-36
Textiles—continued						R	R	R	R	R
Jute—continued										
MANUFACTURES—continued										
<i>Sacking gunny bags (III. Q)—continued</i>	No.	No.	No.	No.	No.					
Kenya Colony . . .	3,134,648	4,646,223	4,874,850	4,280,908	4,070,118	9,37,839	16,21,160	11,58,608	10,70,681	14,72,1
Tanganyika Territory . .	337,400	430,900	781,400	1,030,000	1,246,600	84,338	96,824	1,61,787	2,29,688	2,73,4
Anglo-Egyptian Sudan . .	1,347,550	1,830,800	2,908,250	3,296,250	3,650,400	4,48,421	5,42,400	7,94,208	9,38,452	10,48,5
Mauritius and Dependencies	2,619,183	2,514,024	3,225,900	3,859,400	3,375,500	7,87,558	6,40,490	8,06,864	9,47,819	8,84,7
Seychelles	29,600	40,650	62,500	80,700	68,000	8,459	14,580	18,278	9,306	14,7
Canada—										
<i> Via Atlantic Coast</i> . .	64,900	62,600	22,850	54,900	..	18,019	18,225	8,716	14,116	..
<i> " Pacific "</i>	160,000	284,000	3,000	28,900	216,400	48,900	76,732	800	9,488	45,4
British West India Islands (excluding Bahamas) . .	3,291,954	3,444,537	4,532,800	3,366,900	4,619,331	11,28,314	11,08,251	12,65,907	9,08,248	12,46,4
British Honduras	11,200	20,000	87,200	78,600	105,200	2,348	6,800	28,574	20,771	23,2
British Guiana	1,464,000	1,833,800	2,075,396	1,541,400	2,248,600	4,08,375	5,81,075	4,79,900	3,59,775	5,34,2
Commonwealth of Australia	63,171,996	91,008,653	70,927,766	47,833,694	65,059,275	2,04,29,588	2,77,98,516	1,96,43,207	1,42,94,870	1,61,30,21
Territory of Papua	631,500	1,046,550	898,900	1,000,060	1,099,400	1,63,370	2,02,358	2,14,659	2,30,224	2,52,71
New Zealand	5,414,825	5,120,709	7,501,550	8,461,600	8,104,300	19,57,740	22,24,175	26,15,789	27,59,110	24,29,2
Fiji Islands	198,000	239,500	269,000	300,800	306,400	65,470	70,257	69,641	72,280	74,1
Other British Possessions	30,500	15,000	..	400	..	5,842	5,919	..	100	..
TOTAL BRITISH EMPIRE	186,989,804	196,803,204	172,677,232	141,077,516	154,748,543	5,19,29,266	5,81,49,308	4,64,96,463	3,92,32,669	4,34,02,0
Union of Socialist Soviet Republic—										
Southern	48,400	244,800	903,500	1,310,000	18,000	18,038	80,472	2,06,672	3,13,200	3,0
Pacific Ports (in Asia) . .	10,738,600	5,904,100	29,90,360	15,23,668
Sweden	30,000	7,200	..
Norway	5,000	176,000	202,000	408,500	..	3,000	82,400	62,044	1,11,0
Denmark	377,800	74,900	145,200	84,150	21,280	33,942
Germany	1,422,800	2,623,148	1,507,800	903,800	1,792,200	4,51,215	6,17,771	4,15,318	2,19,982	4,25,2
Netherlands	788,800	1,153,800	1,565,200	1,102,900	2,107,200	2,01,519	2,80,004	2,51,064	2,58,311	4,77,0
Belgium	6,647,300	6,709,700	9,118,400	8,871,800	9,239,400	14,50,698	14,50,598	19,77,501	16,12,396	17,25,1
France	748,786	685,302	979,175	650,000	684,800	1,36,999	1,23,532	1,65,906	1,72,703	1,78,1
Italy (including Rome) . .	180,000	110,000	134,000	..	1,000	23,150	19,350	24,175
Bulgaria	69,400	43,800	54,000	10,000	30,000	17,895	12,541	13,190	2,700	7,0
Roumania	487,900	465,800	630,986	464,300	334,500	1,32,886	1,32,288	1,60,469	1,16,576	84,0
Greece (including Crete) . .	3,424,600	1,141,200	1,670,050	2,655,015	3,349,675	11,11,912	2,93,643	2,57,338	5,55,115	6,10,2
Turkey, European	956,207	2,126,693	2,617,770	1,040,750	2,067,000	2,92,825	7,53,909	7,94,561	2,30,941	5,46,5
Turkey, Asiatic	1,729,487	3,511,915	3,865,517	1,549,184	429,900	5,63,266	11,62,796	10,91,638	4,24,129	1,06,1
Syria	281,200	48,090	65,750	71,400	226,200	84,796	15,792	15,890	19,328	65,3
Muscat Territory and Trucial Oman	151,250	157,675	119,945	139,050	149,350	45,766	39,165	30,475	36,618	28,2
Iraq	1,214,544	866,864	1,091,567	935,700	1,571,900	4,75,214	2,55,337	2,92,228	2,52,425	4,23,0
Iran	329,497	227,540	393,100	167,450	345,750	1,14,398	68,635	90,881	51,856	82,4
Sumatra	433,800	799,000	617,900	794,800	898,450	1,12,413	2,06,385	1,47,928	1,98,042	2,13,3
Java	29,244,250	13,402,798	12,630,450	9,649,450	12,998,300	94,98,778	40,84,112	33,65,708	25,67,932	35,58,1
Borneo (Dutch)	58,500	323,000	202,600	325,600	669,700	17,475	88,235	1,15,236	76,071	1,62,0
Celebes and other Islands . .	1,052,900	1,272,400	2,602,000	2,604,400	2,644,400	2,91,608	3,61,613	6,23,347	5,78,390	6,44,0
Siam	6,027,200	11,515,300	12,670,800	42,226,400	31,010,300	18,21,246	30,94,656	30,45,619	97,85,084	72,60,0
French Indo-China	4,671,700	8,545,217	7,402,100	11,823,300	19,808,300	12,84,756	22,38,407	16,79,592	26,93,164	48,75,0
Philippines	65,000	212,000	71,200	242,800	375,600	18,862	38,400	17,177	46,352	71,0
Formosa	3,389,600	2,701,200	1,330,000	3,155,200	1,990,000	10,16,264	7,44,712	3,52,955	7,45,892	6,18,0
China (exclusive of Hong-kong and Macao)	1,714,100	496,000	606,500	1,168,200	747,600	4,92,524	1,05,550	1,31,158	2,78,776	1,60,0
Japan	4,269,000	9,026,200	5,790,100	17,112,200	19,599,000	11,98,838	22,99,814	12,00,231	40,05,942	48,11,0
Egypt	8,185,015	6,183,600	9,358,600	10,516,100	12,932,650	25,09,792	18,64,467	26,46,040	28,28,384	34,58,0

No. 11—continued

ARTICLES AND COUNTRIES OF FINAL DESTINATION; ALSO SHARE OF EACH PROVINCE	QUANTITY					VALUE				
	1931-32	1932-33	1933-34	1934-35	1935-36	1931-32	1932-33	1933-34	1934-35	1935-36
Textiles—continued										
Jute—continued										
MANUFACTURES—continued										
Sacking gunny bags (III. Q)—noncluded	No.	No.	No.	No.	No.					
Tripoli (Libya)	38,000	11,100
Tunis	17,600	2,000	5,527	550
Morocco (a)	514,700	436,900	—	—	—	1,25,847	1,13,799	—	—	—
Morocco, Tangier (b)	—	—	357,300	470,088	932,900	—	—	86,780	1,22,292	2,19,122
Morocco, Spanish (b)	—	—	261,000	61,000	..	—	—	57,229	14,795	..
Spanish West Africa	31,900	3,000	4,950	24,147	802	1,287
French West Africa (in- cluding French Man- dated Territories of Togoland and Cam- eroons)	595,200	473,550	946,050	2,190,650	5,384,600	1,02,479	1,27,438	2,39,602	5,44,156	13,04,945
Portuguese West Africa	1,098,973	1,670,700	1,587,324	2,457,450	1,079,800	3,63,907	4,79,861	4,06,040	6,20,097	2,76,367
Portuguese East Africa	10,305,892	9,442,899	9,128,691	10,914,901	12,796,676	30,76,950	26,54,960	22,82,598	27,76,945	29,82,239
Madagascar and Kerguelon Réunion	1,035,900	1,316,649	1,997,021	891,300	609,000	2,55,049	3,05,458	4,46,634	1,93,788	1,40,385
Italian East Africa (Somal- land and Eritrea)	148,200	182,000	311,400	232,700	158,000	37,278	43,129	73,655	62,047	42,414
French Somaliland	200,200	303,200	333,200	260,600	194,900	46,289	93,788	67,294	53,921	35,558
Belgian Congo (including Ruanda Urundi)	50,000	17,000
United States of America— Vid Atlantic Coast	653,900	270,000	620,000	209,800	70,400	1,36,340	76,560	1,04,767	55,668	17,764
.. Pacific	362,900	313,200	336,234	580,500	213,500	90,294	81,197	74,879	1,28,266	50,425
Cuba	15,453,600	12,894,400	18,122,218	19,310,460	18,331,000	52,49,053	44,19,448	38,10,839	57,11,428	56,05,566
Haiti and St. Domingo	1,774,700	1,991,400	2,440,600	2,101,000	3,018,000	5,49,640	6,44,898	6,51,735	6,04,003	8,33,205
Porto Rico	6,052,000	4,824,200	8,361,600	5,795,600	5,034,100	18,24,433	14,65,030	8,91,419	15,13,547	12,97,011
French West Indies (Guadelupe and Martinique)	20,400	5,356
Mexico	30,000	50,300	60,000	96,300	60,000	7,540	15,892	14,775	23,836	13,444
Guatemala	150,230	78,077	42,800	95,809	35,600	45,037	19,062	10,131	23,192	8,897
San Salvador	170,300	108,400	3,000	3,000	..	52,081	35,125	840	810	..
Nicaragua	275,425	159,155	322,494	418,228	355,367	80,670	45,200	82,006	1,04,305	95,805
Costa Rica	163,950	200,950	351,700	160,300	74,350	46,614	70,428	65,670	38,078	17,752
Colombia	2,000	260,000	101,005	171,050	410,000	569	56,360	30,231	41,473	94,100
Panama (including Panama Canal Zone)	83,000	126,000	133,000	132,000	210,000	50,030	43,410	37,304	39,660	61,637
Venezuela	10,000	50,000	90,800	59,900	..	3,600	13,000	25,056	12,227
Dutch Guiana	203,100	170,300	34,600	144,000	221,800	54,654	43,176	19,142	35,647	54,952
Paraguay	395,000	350,000	715,000	100,000	..	63,866	55,173	1,14,878	12,750
Uruguay	40,000	6,325
Argentine Republic (includ- ing the Atlantic Coast of Patagonia)	2,337,021	3,305,950	2,253,400	2,864,800	3,689,250	9,60,637	11,13,227	6,64,105	8,84,489	11,00,451
Chile (including the Pacific Coast of Patagonia)	1,957,760	4,127,000	11,971,249	3,433,268	5,373,050	4,56,603	10,63,262	24,54,319	7,69,147	11,04,089
Pera	4,563,200	5,398,302	6,624,603	7,483,000	9,318,247	13,19,965	17,61,057	16,59,066	18,80,897	17,14,622
Ecuador	94,000	..	9,000	13,000	50,000	14,412	..	2,398	3,195	6,344
Bolivia	5,000	45,000	87,500	68,221	80,000	1,150	7,419	18,695	13,050	13,275
Hawaii	150	150	..	83,000	..	216	178	..	14,940	..
Other Islands in the Pacific Other Foreign Countries	38,350	10,500	51,534	461,256	40,718	11,503	3,216	12,068	1,09,499	9,516
	13,932	81,632	22,130	9,860	40,860	4,273	38,906	5,943	2,379	10,734
TOTAL FOREIGN COUNTRIES	137,608,969	129,401,251	135,668,868	181,701,640	191,964,743	4,16,55,182	3,71,10,252	3,38,42,307	4,47,92,631	4,74,55,033
Share of Bengal	303,931,329	325,492,429	307,801,465	323,136,679	346,123,751	9,33,10,324	9,50,13,693	8,01,89,190	8,33,27,682	8,96,87,662
.. Bombay	513,463	511,464	322,388	452,273	311,350	3,26,790	1,96,051	1,27,719	1,70,153	94,679
.. Sind	153,047	179,050	156,011	182,400	253,060	46,363	46,532	40,783	46,123	63,533
.. Madras	9,129	19,462	2,336	4,504	8,135	1,490	2,329	641	577	1,622
.. Burma	1,800	2,050	3,385	3,300	19,900	640	325	433	759	5,194
TOTAL { No. — Tons	304,598,773 — 339,276	326,204,455 — 359,285	308,346,095 — 339,379	322,779,150 — 350,158	346,713,196 — 371,566	9,35,84,497	9,52,59,560	8,03,23,770	8,40,45,194	8,98,57,695

(a) Discontinued from 1933-34.
(b) Separately specified from 1933-34.

GENERAL EXPORTS

INDIAN MERCHANDISE

No. 11—continued

ARTICLES AND COUNTRIES OF FINAL DESTINATION; ALSO SHARE OF EACH PROVINCE	QUANTITY					VALUE				
	1931-32	1932-33	1933-34	1934-35	1935-36	1931-32	1932-33	1933-34	1934-35	1935-36
Textiles—continued										
Jute—continued										
MANUFACTURES—continued										
Hessian gunny bags (III. Q) —	No.	No.	No.	No.	No.					
United Kingdom (including Channel Islands)	23,515,790	20,511,097	27,001,550	22,454,000	25,225,600	57,60,027	51,97,617	51,08,078	63,15,455	74,00,000
Irish Free States (a)	—	—	195,000	1,995,000	2,246,000	—	—	25,500	2,20,400	—
Pakistan	75,000	65,000	5,000	10,000	24,300	14,713	7,924	1,494	1,024	—
Ceylon (excluding Maldives)	26,250	16,000	41,444	8,866	1,180
Hongkong	..	611,000	1,510,000	44,000	1,94,700	2,00,124	7,440	..
Union of South Africa	1,304,400	917,500	1,456,070	2,352,100	2,272,250	2,15,297	96,223	2,10,427	2,01,557	..
Kenya Colony	20,000	20,000	48,500	77,000	107,000	2,550	2,725	4,812	7,700	..
Anglo-Egyptian Sudan	120,000	442,200	226,000	512,300	997,700	49,912	2,26,519	1,77,280	2,02,110	..
Canada—										
Via Atlantic Coast	2,500	200,000	202,000	50,000	2,000	325	20,200	27,480	10,200	..
" Pacific "	250,000	1,125,000	671,000	1,324,000	692,000	42,062	1,24,277	1,11,491	2,28,063	..
British West India Islands (excluding Bahamas)	2,200	50,000	90,000	1,000	6,021	..
Commonwealth of Australia	4,573,000	7,616,414	7,922,000	2,723,000	9,796,280	11,42,174	17,20,704	17,71,250	19,04,808	..
Honduras	61,000
New Zealand	723,000	1,125,600	1,271,600	1,727,400	1,505,200	1,21,244	2,04,247	2,26,200	2,11,411	..
Other British Possessions	5,150	18,000	15,000	90,000	400	1,275	2,215	2,000	9,400	..
TOTAL BRITISH EMPIRE	25,960,290	22,968,911	40,446,450	49,446,800	64,776,500	72,06,226	72,47,120	79,04,027	97,07,106	1,11,00,000
Union of Socialist Soviet Republics—										
Southern	220,000	54,050
Pacific Ports (in Asia)	72,000	22,140
Sweden	65,000	75,000	2,000	60,000	22,000	12,420	12,920	6,100	12,797	..
Norway	1,291,500	748,500	622,500	246,500	209,000	4,24,155	1,47,941	1,20,178	51,294	..
Germany	260,000	140,000	45,000	5,000	200,000	22,275	12,950	6,422	1,250	..
Netherlands	602,000	201,500	10,000	40,000	105,000	89,421	44,140	1,256	5,400	..
Belgium	80,000	..	2,000	..	7,000	11,050	..	1,162
Italy (including Trieste)	..	5,000	10,000	..	41,700	..	1,006	2,027
Austria	..	50,000	7,000
Bulgaria	221,000	145,000	50,000	10,000	..	41,726	27,168	9,074	1,200	..
Roumania	140,500	62,000	79,000	50,000	67,000	12,078	2,400	11,626	6,412	..
Greece (including Crete)	222,500	229,500	150,000	245,000	241,000	1,12,612	47,452	12,848	49,200	..
Turkey, European	490,000	220,000	1,122,000	225,000	222,500	60,222	44,120	1,49,220	26,007	..
Turkey, Asiatic	242,250	207,200	227,500	258,000	50,000	52,206	79,021	67,722	41,671	..
Iraq	20,000	2,250	27,000	45,000	2,244,000	2,070	1,275	5,422	9,207	..
Java	262,000	195,000	120,500	202,000	..	1,01,422	27,074	17,704	22,426	..
Borneo (Dutch)	..	210,500	105,000	150,000	260,000	..	22,222	12,705	22,000	..
Celebes and other Islands	25,000	6,750
Siam	172,500	221,000	150,500	200,000	80,000	29,025	52,220	27,956	22,200	..
French Indo-China	10,000	42,500	2,500	9,950
Philippines	5,427,500	5,467,200	6,209,200	4,229,200	4,919,200	9,02,940	11,59,222	12,24,247	8,14,010	..
Japan	260,000	410,000	440,000	1,042,000	191,000	50,742	82,222	62,250	1,24,250	..
Egypt	6,155,450	6,664,650	8,124,250	8,472,650	10,588,750	20,05,570	16,12,226	25,22,512	26,97,659	..
Tripoli (Libya)	..	45,000	20,000	20,000	4,200	2,250	2,750	..
Morocco (b)	50,000	40,000	10,200	7,500
Morocco Tangier (c)	91,000	68,000	50,000	11,224	12,721	..
French West Africa (including French Mandated Territories of Togoland and Cameroons)	20,700
Portuguese East Africa	2,046,000	2,425,500	2,222,222	2,220,500	2,775,000	2,10,222	1,76,224	1,24,120	2,76,222	..
United States of America—										
Via Atlantic Coast	460,100	902,000	270,000	125,000	..	50,179	2,17,275	20,575	15,167	..
" Pacific "	6,922,000	11,224,400	6,907,000	11,005,000	10,070,000	9,94,224	20,77,272	9,76,221	15,55,222	..
Mexico	10,000	..	50,000	1,200
Cuba	24,400	5,000	10,000
Haiti and St. Domingo	50,000	60,000	140,000	200,000	222,000	5,222	1,027	1,921
Porto Rico	..	20,000	..	50,000	2,120	..	15,200	..
San Salvador	..	50,000	14,212
Costa Rica	25,000	70,000	70,000	75,000	25,000	4,712	2,024	10,275	9,212	..

(a) Separately shown from 1922-24. Included in the "United Kingdom" up to 1922-23.
 (b) Discontinued from 1922-24.
 (c) Separately specified from 1922-24.

No. 11—continued

COUNTRIES, AND COUNTRIES OF FINAL DESTINATION; ALSO SHARE OF EACH PROVINCE	QUANTITY					VALUE				
	1931-32	1932-33	1933-34	1934-35	1935-36	1931-32	1932-33	1933-34	1934-35	1935-36
Articles—continued						R	R	R	R	R
Items—continued										
MANUFACTURES—continued										
Indian Gunny bags (III. Q.)—continued	No.	No.	No.	No.	No.					
Paraguay	85,000	480,000	780,000	570,000	50,000	4,900	47,525	85,613	55,000	4,750
Argentine Republic (in- cluding the Atlantic Coast of Patagonia)	175,000	85,000	6,540,000	50,000	50,000	18,550	8,100	8,71,833	5,000	4,750
Chile (including the Pacific Coast of Pata- gonia)	231,000	273,500	800,000	630,000	460,000	84,197	39,942	46,811	90,503	70,667
Peru	60,000	11,375
Hawaii	20,678,400	18,141,400	17,118,400	18,738,600	15,176,000	28,78,879	23,93,137	23,04,139	20,47,878	19,74,909
Other Foreign Countries	21,200	44,200	70,200	88,300	18,000	4,090	7,300	6,361	8,287	8,679
TOTAL FOREIGN COUNTRIES	48,018,200	50,212,000	52,851,782	50,724,350	56,410,550	84,14,000	84,68,311	89,17,728	87,19,184	91,80,272
Share of Bengal	83,931,300	88,868,311	93,292,982	100,152,450	112,184,050	1,58,02,650	1,63,12,321	1,69,02,398	1,84,80,063	2,02,88,054
.. Bombay	190	600	5,250	17,700	3,000	185	600	1,361	6,837	592
.. Burma	12,000	2,010
TOTAL { No. = Tons	83,933,490 = 87,807	88,880,011 = 38,917	93,298,232 = 41,792	100,170,150 = 45,614	112,187,050 = 54,100	1,58,02,335	1,63,15,431	1,69,03,759	1,84,86,350	2,02,88,646
Total Gunny bags (III. Q.)—	No.	No.	No.	No.	No.					
United Kingdom (including Channel Islands)	47,501,829	46,470,829	45,078,892	47,972,520	51,282,533	1,18,73,060	1,07,28,817	98,25,047	1,02,96,353	1,12,21,070
Irish Free State (a)	—	—	225,000	2,017,900	2,406,000	—	—	40,400	3,26,492	4,65,710
Cyprus	233,700	192,200	199,297	356,726	391,000	58,451	35,253	39,147	70,242	81,907
Palestine	312,100	124,000	91,200	149,900	318,900	91,581	27,124	22,253	33,912	78,590
Afen and Dependencies	345, 69	100,012	124,800	127,665	264,080	97,031	48,943	30,471	30,069	62,865
Bahama Islands	2,700	19,700	7,576	7,350	8,900	765	5,659	1,930	1,906	2,230
Ceylon (excluding Maldives)	1,053,213	944,300	878,886	1,088,589	210,375	4,16,811	69,906	2,03,512	2,47,711	60,437
Strait Settlements	15,570,230	14,771,700	14,078,710	4,551,800	4,969,950	45,62,700	38,04,490	35,49,087	12,45,517	13,72,162
Federated Malay States	20,000	8,000	17,000	2,300	..	3,100	1,709	6,112	681
British Borneo	18,500	17,700	5,110	4,500
Hongkong	26,698,100	24,021,100	19,339,900	10,872,400	8,049,200	74,33,439	64,25,018	43,93,161	26,56,011	21,14,956
Gambia	18,000	19,500	804,500	290,250	429,464	5,536	6,399	76,774	56,430	1,07,653
Gold Coast (including British Mandated Territory of Togoland)	1,729,400	2,477,450	3,243,350	3,103,819	6,069,650	4,95,473	6,92,565	8,80,692	7,69,485	15,12,777
Sierra Leone	26,700	126,000	658,700	1,283,600	1,737,000	7,159	30,355	1,54,978	3,01,747	4,12,962
Nigeria (including British Mandated Territory of Cameroons)	2,386,900	3,304,800	4,615,150	6,925,700	8,973,700	5,79,036	8,10,506	11,33,346	16,79,394	21,35,056
Union of South Africa	18,213,647	18,096,454	15,412,150	23,968,700	24,043,787	61,51,238	57,14,188	45,88,830	65,53,134	66,83,326
Zanzibar and Pemba	313,350	282,050	240,000	178,000	153,000	94,060	80,172	60,262	44,496	39,011
Kenya Colony	3,154,648	5,676,223	4,920,150	4,337,903	6,177,103	9,41,389	15,24,935	11,63,418	10,78,411	14,83,608
Tanganyika Territory	337,400	430,900	781,400	1,030,000	1,246,600	84,338	95,824	1,61,737	2,39,638	2,73,610
Anglo-Egyptian Sudan	1,467,650	2,274,100	3,144,250	3,798,550	4,348,100	5,13,333	7,69,329	9,71,075	12,00,562	13,63,239
Mauritius and Dependencies	2,619,183	2,514,024	3,225,900	3,859,400	3,373,500	7,57,555	6,46,990	8,06,864	9,47,819	8,84,728
Seychelles	29,800	40,650	52,500	30,700	63,000	8,459	14,590	13,278	9,305	14,798
Canada— Atlantic Coast	67,400	262,600	230,859	104,000	8,000	18,344	45,025	48,196	24,616	406
.. Pacific	410,000	1,410,000	673,000	1,364,900	1,211,400	90,962	2,00,009	1,11,991	2,48,181	2,09,387
British West India Islands (excluding Bahamas)	3,297,154	3,444,537	4,582,000	3,416,900	4,709,331	11,27,004	11,03,251	12,65,907	9,14,376	12,79,534
British Guiana	1,464,000	1,333,900	2,075,396	1,566,400	2,248,600	4,09,375	5,81,075	4,79,300	3,84,556	5,24,385
British Honduras	11,200	20,000	87,200	78,600	166,200	3,356	6,800	25,514	20,771	31,564
Commonwealth of Australia	68,044,996	93,625,067	78,859,766	56,623,694	64,855,475	2,15,69,759	2,95,59,220	2,13,13,657	1,62,89,478	1,81,30,901
Territory of Papua	621,500	1,046,650	898,000	1,009,000	1,099,400	1,83,370	3,02,558	2,14,659	2,30,236	2,59,774
New Zealand	6,137,325	6,246,309	8,773,150	10,189,000	6,609,500	20,78,934	24,23,722	23,42,069	30,70,521	26,81,401
Fiji Islands	198,000	239,900	269,000	300,900	306,400	55,470	70,297	69,641	72,260	72,116
Other British Possessions	20,500	15,000	..	400	..	5,842	5,922	..	100	..
TOTAL BRITISH EMPIRE	202,910,004	235,660,115	213,123,832	100,523,816	210,524,053	5,93,13,200	6,59,96,431	5,44,82,500	4,90,19,829	5,35,61,086

(a) Separately shown from 1933-34. Included in the "United Kingdom" upto 1932-33.

GENERAL EXPORTS

INDIAN MERCHANDISE

(706)

No. 11—continued

ARTICLES, AND COUNTRIES OF FINAL DESTINATION; ALSO SHARE OF EACH PROVINCE	QUANTITY					VALUE				
	1931-32	1932-33	1933-34	1934-35	1935-36	1931-32	1932-33	1933-34	1934-35	1935-36
Textiles—continued										
Jute—continued										
MANUFACTURES—continued										
Total Gowny bags (ILL. Q) —continued	No.	No.	No.	No.	No.					
Union of Socialist Soviet Republic—										
Southern	48,400	244,800	1,133,500	1,310,000	18,000	15,038	80,472	2,59,922	2,13,200	
Pacific Ports (in Asia)	10,805,800	8,904,100	20,18,520	15,23,066	
Sweden	65,000	75,000	20,000	90,000	33,000	13,450	18,950	6,100	19,900	
Norway	1,895,500	753,500	804,500	548,500	877,500	4,35,156	1,70,941	1,82,028	1,42,934	
Denmark	379,800	74,900	145,200	86,540	21,380	23,942	..	
Germany	1,712,800	2,763,148	1,552,600	908,800	1,982,800	4,90,000	2,33,721	4,21,743	2,21,322	
Netherlands	1,390,500	1,455,300	1,575,200	1,142,900	2,212,300	2,81,940	2,24,144	2,52,020	2,54,711	
Belgium	6,721,200	6,709,700	9,123,400	8,871,800	9,240,100	14,61,748	14,40,598	19,78,683	16,12,396	
France	743,786	685,102	679,175	660,000	684,600	1,88,999	1,83,532	1,66,806	1,72,708	
Italy (including Trieste)	180,000	115,000	144,000	..	42,700	23,150	20,356	24,212	..	
Austria	50,000	7,000	
Bulgaria	290,400	191,800	104,000	20,000	30,000	58,631	29,708	22,264	4,599	
Roumania	623,400	528,500	709,000	314,300	401,500	1,19,474	1,46,688	1,72,106	1,22,998	
Greece (including Crete)	2,947,400	1,530,700	1,820,050	2,900,015	3,090,673	12,71,725	2,41,098	2,72,064	6,24,466	
Turkey, European	1,448,307	2,507,693	2,800,370	1,295,700	2,939,500	2,53,747	7,94,199	9,44,420	2,06,944	
Turkey, Asiatic	1,973,287	4,149,215	4,203,017	1,907,184	470,900	6,18,471	12,45,668	11,50,391	4,06,800	
Syria	261,300	46,000	65,750	71,400	226,200	84,798	14,792	18,290	19,323	
Mekka Territory and Trucial Oman	151,250	157,875	119,945	139,050	149,350	48,708	39,163	20,473	24,413	
Iraq	1,244,544	863,114	1,118,567	980,700	3,915,800	4,78,814	2,57,212	2,97,680	2,81,224	
Iran	322,997	237,840	397,800	152,450	348,750	1,18,096	68,635	91,787	54,372	
Sumatra	433,800	799,000	622,900	794,900	808,450	1,12,413	2,08,384	1,49,128	1,93,042	
Java	29,008,250	13,597,793	12,780,950	9,552,450	12,998,300	98,00,208	41,11,188	33,82,413	26,01,368	
Borneo (Dutch)	53,500	548,600	607,000	475,600	1,029,700	17,475	1,16,400	1,28,941	99,071	
Celebes and other Islands	1,077,900	1,272,400	2,602,000	2,804,400	2,644,400	2,98,348	2,61,613	6,28,347	5,78,390	
Siam	8,199,700	11,836,300	12,530,300	42,428,400	31,080,300	18,50,271	31,47,888	30,73,573	26,18,294	
French Indo-China	4,681,700	8,587,717	7,402,100	11,803,300	19,803,300	12,27,226	22,48,417	16,79,592	26,98,184	
Philippines	5,557,800	5,679,200	6,381,000	4,472,600	5,294,800	10,17,802	11,98,253	12,41,424	8,80,362	
Formosa	3,389,600	2,701,200	1,330,000	2,156,200	1,990,000	10,16,264	7,44,712	2,52,955	7,48,882	
China (exclusive of Hong- kong and Macao)	1,714,100	496,000	608,600	1,168,200	747,600	4,92,524	1,05,560	1,21,158	2,73,776	
Japan	4,629,000	9,438,200	6,230,100	18,155,200	19,790,000	12,49,841	22,22,142	12,62,531	41,40,801	
EGYPT	14,290,465	12,848,460	17,477,750	18,989,750	23,521,600	48,78,262	34,78,823	51,74,558	55,28,043	
Tripoli (Libya)	38,000	45,000	20,000	30,000	..	11,100	8,300	2,550	2,750	
Tunis	17,600	2,000	5,327	560	
Morocco (a)	564,700	478,900	1,26,047	1,21,299	
Morocco Spanish(b)	271,000	61,000	89,879	14,796	
Morocco Tangier(b)	418,300	538,088	982,900	98,004	1,36,013	
Spanish West Africa	81,900	2,000	4,950	24,147	802	
French West Africa (in- cluding French Mandated Territories of Togoland and Cameroon)	595,200	473,550	946,050	2,190,650	5,465,300	1,62,479	1,27,428	2,39,802	5,44,126	
Belgian Congo (including Ruanda Urundi)	50,000	17,000	
Portuguese West Africa	1,098,973	1,670,700	1,687,324	2,457,450	1,089,300	2,63,907	4,79,841	4,06,040	6,20,097	
Portuguese East Africa	12,352,892	11,928,399	11,711,223	14,205,401	15,571,676	32,87,818	22,31,244	24,66,778	20,52,788	
Madagascar and Kerguelon	1,051,600	1,330,849	2,001,521	9,06,600	609,000	2,59,049	2,08,708	4,47,489	1,97,273	
Réunion	50,000	645,200	12,500	
Italian East Africa (Somali- land and Eritrea)	148,200	182,000	311,400	232,700	158,000	37,278	48,129	73,655	62,047	
French Somaliland	200,200	393,200	333,200	268,600	194,900	46,289	93,784	67,294	84,601	
United States of America— Via Atlantic Coast	1,114,900	1,173,000	890,000	334,800	70,400	2,65,510	2,98,935	1,44,342	70,865	
" Pacific "	7,294,900	11,597,600	7,243,234	11,585,600	16,283,500	10,84,818	21,58,475	10,50,770	16,68,811	

(a) Discontinued from 1933-34.
(b) Separately specified from 1933-34.

No. 11—continued

ARTICLES, AND COUNTRIES OF FINAL DESTINATION; ALSO SHARE OF EACH PROVINCE	QUANTITY					VALUE				
	1931-32	1932-33	1933-34	1934-35	1935-36	1931-32	1932-33	1933-34	1934-35	1935-36
Textiles—continued										
Jute—continued										
MANUFACTURES—continued										
Total gunny bags (III. Q)—concluded	No.	No.	No.	No.	No.	R	R	R	R	R
Cuba	15,477,900	12,899,400	13,132,218	19,310,460	18,331,000	52,54,421	44,20,630	38,12,820	57,11,428	56,05,556
Haiti and St. Domingo	1,824,700	2,051,400	2,580,600	2,391,000	3,351,000	5,55,802	6,61,110	6,70,535	6,37,171	8,73,243
Porto Rico	6,062,000	4,844,200	3,361,600	5,845,600	5,034,100	18,24,433	14,07,180	8,91,419	15,29,047	12,97,011
French West Indies (Guade- lope and Martinique)	20,400	5,356
Mexico	30,000	50,300	70,000	96,300	110,000	7,540	15,692	16,075	23,886	21,444
Guatemala	150,230	78,077	42,800	95,809	35,600	45,037	19,062	10,131	23,192	8,887
San Salvador	170,300	158,400	3,000	3,000	..	52,081	49,938	840	810	..
Nicaragua	275,425	159,155	322,494	418,228	355,367	80,870	45,200	82,006	1,04,305	95,805
Costa Rica	198,950	330,950	421,700	235,300	99,350	51,326	73,522	96,245	47,890	20,752
Colombia	2,000	280,000	101,005	171,050	410,000	560	56,869	30,231	41,473	94,100
Panama (including Panama Canal Zone)	88,000	126,000	138,000	132,000	210,000	50,080	43,410	87,304	39,660	61,687
Venezuela	10,000	50,000	90,800	59,900	..	3,600	13,000	25,056	12,227
Dutch Guiana	203,100	170,100	84,800	144,900	221,800	54,654	43,176	19,142	35,647	54,952
Paraguay	35,000	875,000	1,080,000	1,285,000	150,000	4,000	1,10,391	1,40,786	1,60,873	17,500
Uruguay	40,000	6,225
Argentine Republic (including the Atlantic Coast of Patagonia)	3,012,021	3,390,950	3,793,400	2,914,800	3,730,250	9,79,187	11,21,338	15,35,938	8,89,489	11,05,201
Chile (including the Pacific coast of Patagonia)	2,188,760	4,400,500	12,271,240	4,063,263	5,833,050	4,90,800	11,03,204	25,01,130	8,68,650	11,74,755
Peru	4,613,200	5,398,302	6,624,603	7,488,000	6,818,247	13,31,340	17,61,057	16,59,056	18,80,897	17,14,622
Ecuador	94,000	..	29,000	18,000	50,000	14,419	..	4,798	3,195	6,344
Bolivia	5,000	45,000	87,500	62,221	80,000	1,150	7,419	13,695	13,050	13,275
Hawaii	20,673,550	18,141,550	17,113,400	18,971,600	15,176,000	29,79,095	23,99,315	23,04,139	26,62,313	19,74,909
Other Islands in the Pacific	33,350	10,500	51,634	461,258	40,718	11,503	3,216	12,069	1,09,499	9,510
Other Foreign Countries	13,932	11,730	13,130	9,860	45,360	4,273	3,361	3,733	2,379	11,421
TOTAL FOREIGN COUNTRIES.	185,022,169	179,425,251	188,520,645	232,425,990	248,375,293	5,00,69,132	4,55,78,500	4,27,60,029	5,35,11,715	5,65,85,305
Share of Bengal	337,854,629	411,360,740	401,094,447	422,289,129	458,307,301	10,91,12,974	11,13,26,514	9,79,71,683	10,23,07,645	10,99,75,716
.. Bombay	513,658	512,064	338,113	469,973	314,350	2,25,975	1,96,651	1,29,080	1,76,440	95,271
.. Sind	153,047	179,050	166,011	132,400	250,060	46,253	46,662	40,733	46,123	68,638
.. Madras	9,129	19,469	2,336	4,504	3,135	1,490	2,329	641	577	1,622
.. Burma	1,300	14,660	3,365	3,300	19,900	640	2,335	432	759	5,194
TOTAL { No. = Tons	888,532,263 -377,143	415,085,366 -398,202	401,644,327 -381,171	422,949,306 -395,772	458,900,246 -425,726	10,93,87,332	11,15,74,991	9,72,42,529	10,25,31,544	11,01,46,344
Sacking gunny cloth (III. Q)—	Yards	Yards	Yards	Yards	Yards					
United Kingdom (including Channel Islands)	3,238,389	3,215,975	4,104,119	4,200,875	6,150,267	4,67,790	4,44,483	5,06,836	5,39,766	8,31,062
Straits Settlements	15,000	..	4,000	492,000	..	1,800	..	475	72,035
Hongkong	36,000	36,000	16,000	10,000	27,000	4,930	5,010	3,360	1,000	2,509
Union of South Africa	33,000	35,000	6,315	5,975	..
Mauritius and Depend- encies	39,000	40,000	42,000	20,000	57,000	8,880	8,000	4,930	2,937	7,115
Canada—										
Via Atlantic Coast	129,038	10,000	145,349	253,000	135,000	19,255	1,500	20,050	33,272	18,135
" Pacific "	477,144	329,500	21,500	45,000	66,975	89,302	75,796	4,302	9,658	70,814
Commonwealth of Australia	2,523,430	4,531,646	1,783,800	2,057,218	2,653,160	3,77,910	5,69,407	2,20,017	2,56,033	3,41,786
New Zealand	56,300	83,400	209,200	139,200	127,827	9,026	14,723	32,964	19,531	21,038
Other British Possessions	5,000	10,000	10,500	24,634	43,754	550	1,150	1,040	2,975	4,696
TOTAL BRITISH EMPIRE	6,495,361	8,331,527	6,370,408	6,883,938	9,752,933	9,77,643	11,21,369	8,00,364	8,71,372	13,09,200

GENERAL EXPORTS

(708)

INDIAN MERCHANDISE

No. 11—continued

ARTICLES AND COUNTRIES OF FINAL DESTINATION; ALSO SHARE OF EACH PROVINCE	QUANTITY					VALUE				
	1931-32	1932-33	1933-34	1934-35	1935-36	1931-32	1932-33	1933-34	1934-35	1935-36
Textiles—continued										
Jute—continued										
MANUFACTURES—continued										
Sacking gunny cloth (III. Q)—continued	Yards	Yards	Yards	Yards	Yards					
Norway	5,331,950	2,842,400	6,999,550	5,165,000	7,652,700	11,56,840	5,19,337	12,83,906	8,56,350	13,25,000
Netherlands	2,000	..	543,800	231	..	72,387
Greece (including Crete)	150,000	12,562
Turkey, European	10,000	23,000	182,005	2,184,200	1,050,000	1,200	2,000	23,501	2,45,403	1,15,437
Turkey, Asiatic	..	103,600	43,600	1,519,200	575,000	..	14,968	2,332	1,73,708	62,511
Sumatra	297,000	143,000	35,543	16,551
Java	213,000	13,000	25,500	15,000	12,000	26,207	2,900	3,250	1,200	1,095
Borneo, Dutch	..	10,000	25,000	45,000	64,000	..	900	4,700	4,000	5,390
Celebes and other Islands	40,000	65,000	170,000	75,000	195,000	4,550	7,800	15,923	8,700	19,550
Philippines	100,000	70,000	117,000	254,120	306,000	15,031	10,574	10,515	37,672	50,813
Egypt	4,540,000	4,152,000	6,568,000	5,512,000	5,850,000	6,11,733	5,65,284	7,43,620	6,55,333	7,55,012
Portuguese East Africa	..	122,500	91,200	301,400	132,400	..	26,450	18,930	55,880	23,501
United States of America— Via Atlantic Coast	535,575	1,450,107	1,211,500	1,121,800	676,736	1,00,422	2,31,027	1,74,313	1,53,747	97,466
" Pacific "	924,000	1,163,849	2,597,994	1,005,360	1,226,000	1,43,123	1,32,457	4,29,020	3,10,381	2,11,572
Venezuela	120,000	55,000	120,000	60,000	35,481	15,850	6,700	13,561	6,669	4,315
Uruguay	100,000	10,230
Argentine Republic (including the Atlantic Coast of Patagonia)	5,640,133	5,939,000	9,004,635	6,890,000	6,310,524	7,08,091	9,50,731	9,35,255	7,53,335	7,03,791
Chile (including the Pacific Coast of Patagonia)	75,016	125,733	134,143	..	134,791	16,703	22,152	20,544	..	24,073
Ecuador	367,000	709,033	1,151,247	932,000	1,310,000	1,19,877	33,123	1,30,577	1,13,721	1,59,065
Other Foreign Countries	..	29,000	20,000	4,000	5,000	..	4,160	1,600	500	475
TOTAL FOREIGN COUNTRIES	16,843,729	17,028,340	28,463,424	20,035,060	26,169,432	29,78,856	26,54,410	33,19,313	33,76,559	30,47,707
Share of Bengal	26,339,990	25,357,397	34,333,323	32,900,719	35,941,911	39,56,439	37,76,279	46,20,177	42,45,391	49,56,347
" Bombay "	18,204	504	2,640	150
TOTAL . Yards	25,339,090	25,357,367	34,333,392	32,019,023	35,942,415	39,56,409	37,76,279	46,20,177	42,47,931	49,56,997
Heavy gunny cloth (III. Q)—	Yards	Yards	Yards	Yards	Yards					
United Kingdom (including Channel Islands)	58,936,740	54,274,572	47,516,200	45,077,311	79,578,508	65,65,100	58,65,486	52,21,933	47,95,773	81,17,212
Irish Free State (a)	60,000	595,000	2,360,500	6,800	63,950	2,55,973
Palestine	..	12,000	24,000	33,000	72,600	..	1,275	2,790	10,325	6,100
Aden and Dependencies	109,000	73,000	125,500	93,500	133,000	11,874	11,352	21,617	12,742	17,800
Bahrain Islands	..	50,000	5,000	10,000	1,250
Ceylon (including Maldives)	2,895,230	2,316,262	2,552,366	2,258,705	1,797,000	2,77,433	2,75,035	3,35,776	2,98,130	2,30,642
Straits Settlements	1,623,199	2,676,521	1,339,501	2,795,729	9,391,540	1,37,760	3,11,733	2,33,727	3,26,494	10,30,549
Federated Malay States	31,000	140,000	400,000	274,000	198,500	9,413	15,444	49,241	33,359	21,973
Hongkong	1,331,000	463,000	1,500,000	621,000	455,000	2,06,001	66,449	2,57,059	70,634	60,276
Nigeria (including Br. Mandated Territory of Cameroon)	30,500	10,003
Union of South Africa	4,425,500	4,504,170	6,341,350	6,894,250	8,519,300	7,46,613	6,86,143	8,59,613	9,05,177	10,59,915
Zanzibar and Pemba	34,000	124,000	109,000	168,000	48,000	7,950	24,900	20,725	25,332	7,074
Kenya Colony	1,104,800	1,432,710	1,835,366	1,670,550	2,032,022	1,34,630	1,70,875	2,30,474	1,95,841	2,32,374
Tanganyika Territory	161,000	115,000	311,000	417,000	534,000	13,525	11,912	40,359	49,521	59,555
Anglo-Egyptian Sudan	150,000	34,000	50,000	3,000	50,000	20,000	4,990	3,072	325	3,250
Canada— Via Atlantic Coast	56,964,991	58,396,529	74,797,400	61,531,000	66,443,766	57,33,744	58,03,300	31,23,750	63,54,517	65,75,337
" Pacific "	5,730,000	6,376,000	5,130,563	6,612,000	3,733,000	5,36,254	6,52,732	5,64,303	6,41,039	3,43,333
Commonwealth of Australia	17,329,664	20,276,853	18,105,620	22,063,163	23,391,032	23,30,531	30,57,435	27,07,123	31,02,323	37,33,143
New Zealand	2,929,061	2,342,704	4,213,015	4,176,335	4,176,450	3,93,923	4,02,729	5,37,575	5,76,261	5,73,303
Other British Possessions	14,000	55,334	31,000	73,432	52,500	2,040	6,690	6,052	3,437	6,033
TOTAL BRITISH EMPIRE	154,220,035	154,513,655	165,002,336	155,412,325	203,654,613	1,74,36,920	1,73,38,274	1,92,60,290	1,76,31,435	2,24,60,156
Union of Socialist Soviet Republic— Southern	..	450,000	45,000
Sweden	60,000	5,400
Norway	1,207,500	595,000	1,345,000	222,000	1,252,000	1,17,031	39,303	1,65,900	21,217	1,39,150
Denmark	1,019,500	540,000	50,000	1,53,233	31,453	3,223
Germany	1,073,000	776,000	296,000	14,000	..	1,59,515	34,033	33,313	1,705	..
Netherlands	136,000	50,000	14,277	4,700
France	120,000	12,460

(a) Separately shown from 1933-34. Included in the "United Kingdom" upto 1932-33.

No. 11—continued

ARTICLES, AND COUNTRIES OF FINAL DESTINATION ALSO SHARE OF EACH PROVINCE	QUANTITY					VALUE				
	1931-32	1932-33	1933-34	1934-35	1935-36	1931-32	1932-33	1933-34	1934-35	1935-36
Textiles—continued										
Jute—continued										
MANUFACTURES—continued										
Hessian gunny cloth (III. Q)—continued	Yards	Yards	Yards	Yards	Yards					
Roumania	20,000	200,000	3,000	19,148
Greece (including Crete)	3,198,500	1,680,000	1,244,200	1,599,680	2,144,500	3,39,121	1,74,936	1,38,362	1,79,782	2,32,767
Turkey, European	2,700,000	2,862,000	1,834,000	4,654,000	1,112,000	2,71,111	2,76,507	1,88,781	4,55,050	1,08,260
Turkey, Asiatic	424,000	618,000	1,499,000	1,479,780	182,000	46,844	97,601	1,57,654	1,52,468	18,560
Iraq	1,016,160	718,592	473,500	888,462	1,011,810	1,39,885	1,02,616	72,824	1,12,418	1,80,912
Iran	1,208,796	1,192,700	644,996	1,106,170	51,400	2,39,336	2,06,378	1,28,729	1,78,191	7,080
Benjam Island	115,000	24,082
Sumatra	167,000	247,989	229,340	150,000	184,000	10,590	27,679	29,397	18,018	21,117
Java	49,668	642,500	761,900	535,000	702,000	98,281	75,182	85,132	67,201	72,982
Siam	3,000	11,000	95,000	890,000	10,900	185	1,380	11,625	44,660	1,350
French Indo-China	105,000	68,000	329,000	293,000	120,000	11,925	6,705	35,248	28,320	11,641
Philippines	16,077,000	20,862,000	17,702,600	13,411,000	17,182,000	24,44,612	33,21,797	27,50,984	18,54,638	22,61,411
China (exclusive of Hong- kong and Macao)	3,962,000	3,710,400	1,517,000	1,137,000	581,000	4,44,545	4,02,854	1,76,111	1,27,404	66,004
Japan	108,000	382,000	20,000	1,090,000	1,432,500	10,337	41,997	2,400	1,26,591	1,69,668
Egypt	2,320,000	2,416,800	4,767,059	4,105,000	4,096,000	2,71,482	2,57,555	5,06,830	5,66,249	4,07,512
Portuguese West Africa	5,000	68,000	85,000	5,000	20,000	650	6,590	8,200	500	2,400
Portuguese East Africa	935,150	1,347,000	1,079,775	4,722,100	1,508,300	1,13,827	1,68,364	1,48,329	2,25,074	1,95,097
United States of America—										
Via Atlantic Coast	610,947,647	465,091,634	541,885,879	511,464,841	637,971,988	5,74,57,585	4,30,14,958	5,48,35,299	4,92,04,918	5,98,00,462
" Pacific "	79,960,843	61,105,378	101,537,554	95,384,688	135,150,140	79,50,771	76,05,263	1,04,46,918	96,86,841	1,29,86,171
Cuba	563,638	230,000	80,000	78,215	318,500	57,173	21,087	9,282	11,042	30,642
Porto Rico	160,000	..	80,000	100,000	50,600	15,125	..	3,000	10,000	5,000
Mexico	120,000	12,100
Colombia	30,000	70,000	90,000	172,000	200,000	2,637	5,744	8,219	15,547	16,412
Panama (including Panama Canal Zone)	1,050,000	550,000	..	85,000	44,800
Paraguay	185,000	175,000	180,000	60,000	70,000	19,281	16,637	19,175	7,000	7,000
Uruguay	10,369,181	9,631,661	10,211,000	7,842,000	2,484,000	11,21,184	10,02,584	11,81,290	8,47,000	2,54,147
Argentine Republic (includ- ing the Atlantic Coast of Patagonia)	99,268,000	231,578,000	160,577,048	222,314,600	159,969,600	1,12,30,065	2,37,24,062	1,82,37,837	2,37,47,560	1,74,83,696
Chile (including the Pacific Coast of Patagonia)	271,000	777,000	536,000	598,000	1,010,000	89,624	66,540	49,979	55,424	10,333
Peru	1,724,900	2,142,000	3,012,000	3,926,000	3,899,500	1,64,082	1,90,106	2,90,145	3,68,144	2,53,940
Ecuador	622,000	110,000	470,000	259,000	226,000	84,469	12,599	69,668	34,659	27,679
Other Foreign Countries	46,728	697,000	104,584	169,900	111,740	14,793	10,873	12,994	10,086	12,954
TOTAL FOREIGN COUNTRIES	841,441,898	831,319,254	652,744,385	875,141,384	973,719,376	8,30,80,169	6,12,85,191	8,99,06,779	8,81,50,267	9,49,49,722
Share of Bengal	984,357,912	884,900,317	1,016,638,349	1,029,551,847	1,181,980,500	10,02,21,372	9,33,36,362	10,39,92,788	10,64,92,446	11,73,52,326
" Bombay	1,323,521	1,334,892	302,022	391,692	197,144	2,36,775	2,81,363	1,78,059	1,67,902	37,220
" Sind	400	2,200	1,000	43,870	35,450	200	450	280	9,694	7,847
" Madras	49,000	35,000	396,000	62,000	190,900	2,743	4,700	39,981	11,660	19,175
TOTAL { Yards —Tons	985,790,033 =254,197	986,332,909 =257,109	1,017,747,271 =262,475	1,030,554,209 =264,205	1,182,373,994 =299,800	10,05,17,089	9,36,23,865	10,91,96,078	10,56,81,702	11,74,16,038

GENERAL EXPORTS

(710)

INDIAN MERCHANDISE

No. 11—continued

ARTICLES, AND COUNTRIES OF FINAL DESTINATION; ALSO SHARE OF EACH PROVINCE	QUANTITY					VALUE				
	1931-32	1932-33	1933-34	1934-35	1935-36	1931-32	1932-33	1933-34	1934-35	1935-36
Textiles—continued										
Jute—continued										
MANUFACTURES—continued										
Total Gunny cloth (III. D)—	Yards	Yards	Yards	Yards	Yards					
United Kingdom (including Channel Islands)	62,175,139	57,490,547	51,020,319	49,368,486	35,728,775	70,32,690	63,00,169	57,28,824	53,35,544	39,48,274
Irish Free State (c)	—	—	60,000	595,000	2,300,500	—	—	6,800	63,950	2,55,978
Palestine	12,000	2,400	33,000	72,000	..	1,275	2,700	10,325	6,100
Aden and Dependencies	109,000	78,000	125,500	63,500	136,000	11,374	11,362	21,617	12,742	17,800
Bahraia Islands	50,000	5,000	10,000	1,250
Ceylon (excluding Maldivee)	2,365,280	2,316,202	2,553,365	2,263,835	1,799,253	3,77,438	2,75,035	3,35,805	2,99,123	2,30,857
Straits Settlements	1,623,199	2,691,521	1,832,501	2,799,729	6,833,540	1,87,760	3,13,533	2,33,727	3,26,969	11,02,534
Federated Malay States	81,000	140,000	400,000	274,000	193,500	9,412	15,444	49,241	33,859	21,073
Hongkong	1,867,000	534,000	1,516,000	631,000	462,000	2,10,931	71,453	2,30,419	71,534	62,845
Nigeria (including Br. Mandated Territory of Cameroons)	80,500	16,603
Union of South Africa	4,415,500	4,504,170	6,374,350	6,929,250	8,519,300	7,44,313	6,66,143	8,65,923	9,11,152	10,59,915
Zanzibar and Pemba	34,000	124,000	109,000	163,000	48,000	7,950	24,600	20,725	25,332	7,074
Kenya Colony	1,109,600	1,492,710	1,995,266	1,690,064	2,124,526	1,25,230	1,72,025	2,31,424	1,97,873	2,37,055
Tanganyika Territory	161,000	115,000	311,000	417,000	534,000	13,595	11,912	40,859	49,521	59,555
Anglo-Egyptian Sudan	150,000	24,000	50,000	3,000	50,000	20,000	4,900	8,073	525	8,250
Mauritius and Dependencies	39,000	63,000	49,000	20,432	57,000	3,680	10,733	5,923	2,772	7,116
Canada—										
Via Atlantic Coast	57,035,029	53,708,529	74,942,749	61,739,000	66,573,765	53,02,993	53,05,100	61,53,600	63,37,739	63,93,912
“ Pacific ”	6,207,144	6,765,500	5,132,063	6,657,000	3,362,975	6,75,556	6,98,523	5,69,605	6,50,747	3,59,116
Commonwealth of Australia	19,353,004	24,303,493	19,394,429	24,125,331	26,544,192	27,64,441	36,26,343	29,27,140	34,13,906	36,74,929
New Zealand	2,935,421	2,926,110	4,427,215	4,316,041	4,301,277	4,02,949	4,17,452	6,20,539	5,95,792	5,99,890
Other British Possessions	44,000	24,324	45,000	73,050	52,500	3,240	3,955	5,110	3,302	6,086
TOTAL BRITISH EMPIRE	160,784,393	162,845,132	171,373,354	162,296,753	213,407,601	1,84,14,563	1,84,60,543	2,00,89,663	1,84,02,307	2,27,75,546
Union of Socialist Soviet Republics—										
Southern	450,000	45,000
Sweden	60,000	5,400
Norway	6,532,450	3,437,400	3,344,550	5,337,000	3,904,700	12,73,880	3,73,440	14,49,806	3,77,567	14,43,140
Denmark	1,019,500	540,000	50,000	1,53,236	81,453	3,323
Germany	1,673,000	773,000	293,000	14,000	..	1,59,515	84,393	32,316	1,795	..
Netherlands	133,000	50,000	2,000	..	543,800	14,377	4,700	221	..	72,367
France	120,000	12,450
Roumania	20,000	200,000	2,000	19,143
Greece (including Crete)	3,346,500	1,630,000	1,244,200	1,599,630	2,144,500	3,57,633	1,74,035	1,33,362	1,79,732	2,32,757
Turkey, European	2,710,000	2,335,000	2,016,005	6,333,200	2,162,000	2,72,311	3,79,497	2,07,322	7,00,513	2,13,697
Turkey Asiatic	424,000	916,000	1,542,600	2,993,930	757,000	48,344	1,12,560	1,61,036	3,26,175	31,000
Iraq	1,016,190	713,992	473,500	333,462	1,011,310	1,39,333	1,02,516	72,324	1,12,413	1,30,912
Iran	1,203,793	1,192,700	644,933	1,110,170	51,400	2,39,333	2,06,373	1,23,729	1,73,691	7,030
Senjam Island	115,000	24,062
Sumatra	464,000	395,939	229,340	150,000	134,000	55,133	44,130	29,397	13,012	21,117
Java	962,633	655,500	787,400	550,000	714,000	1,19,333	79,032	83,332	63,401	74,077
Borneo (Dutch)	6,000	30,000	33,300	144,400	30,000	450	2,360	7,300	6,130	7,101
Celebes and other Islands	40,000	63,000	170,000	75,000	205,000	4,550	7,900	15,923	3,700	20,700
Siam	2,000	11,600	95,000	330,000	10,900	135	1,330	11,525	44,650	1,350
French Indo-China	105,000	63,000	329,000	263,000	120,000	11,925	6,705	35,243	23,320	11,641
Philippines	15,177,000	20,932,000	17,319,300	13,665,130	17,433,000	24,59,643	33,32,371	27,67,499	18,02,210	23,12,224
China (exclusive of Hong- kong and Macao)	3,932,000	3,714,400	1,537,000	1,137,000	531,000	4,44,543	4,02,354	1,77,711	1,27,404	66,004
Japan	105,000	332,000	20,000	1,030,000	1,432,500	10,337	41,997	2,400	1,25,591	1,99,663
Egypt	6,660,000	6,563,500	11,335,059	9,613,000	9,946,000	3,33,220	3,22,340	12,50,450	12,20,573	11,62,524
Portuguese West Africa	5,000	63,000	33,000	5,000	20,000	650	6,500	3,200	500	2,400
Portuguese East Africa	935,150	1,469,500	1,167,975	2,023,500	1,633,300	1,13,327	1,94,314	1,67,259	2,30,954	2,13,593

(a) Separately shown from 1933-34. Included in the "United Kingdom" up to 1932-33.

No. 11—continued

ARTICLES, AND COUNTRIES OF FINAL DESTINATION; ALSO SHARE OF EACH PROVINCE	QUANTITY					VALUE				
	1931-32	1932-33	1933-34	1934-35	1935-36	1931-32	1932-33	1933-34	1934-35	1935-36
Textiles—continued										
Jute—continued										
MANUFACTURES—continued										
Total Gunny cloth (III. Q)—continued	Yards	Yards	Yards	Yards	Yards					
United States of America—										
Via Atlantic Coast	611,483,422	466,641,641	548,097,379	612,686,641	688,648,722	5,76,68,007	4,82,45,985	5,50,09,617	4,93,58,660	5,98,97,248
" Pacific "	80,884,848	82,274,237	104,185,548	97,290,046	136,386,140	80,93,890	77,37,710	1,08,76,888	99,96,722	1,31,97,743
Cuba	562,038	280,000	80,000	78,215	318,500	67,173	21,087	9,262	11,042	30,642
Porto Rico	160,000	..	30,000	100,000	50,000	15,125	..	3,900	10,000	5,000
Mexico	120,000	12,100
Colombia	80,000	70,000	90,000	172,000	300,000	2,837	5,744	8,812	15,547	16,412
Panama (including Panama Canal Zone)	..	1,050,000	550,000	..	85,000	44,800
Venezuela	120,000	55,000	120,000	60,000	41,481	15,850	6,700	13,561	6,669	4,765
Paraguay	185,000	175,000	180,000	60,000	70,000	19,231	18,837	19,175	7,000	7,000
Uruguay	10,369,181	9,631,661	10,211,000	7,842,000	2,584,000	11,21,184	10,02,584	11,81,290	8,47,000	2,64,397
Argentine Republic (including the Atlantic Coast of Patagonia)	104,908,183	237,512,000	169,581,733	229,204,600	166,380,124	1,19,47,156	2,47,14,783	1,92,93,002	2,45,00,895	1,61,92,487
Chile (including the Pacific Coast of Patagonia)	846,016	902,788	670,148	598,000	1,144,791	56,332	88,701	70,523	55,424	1,14,911
Peru	1,724,000	2,169,000	3,012,000	3,926,000	3,809,500	1,64,022	1,98,906	2,90,145	3,63,144	3,53,640
Ecuador	1,489,000	319,096	1,521,247	1,241,000	1,538,000	2,06,846	1,00,727	2,00,245	1,42,380	1,86,744
Other Foreign Countries	141,725	96,000	110,734	70,500	84,740	16,793	10,778	10,394	7,906	10,118
TOTAL FOREIGN COUNTRIES	860,285,627	848,845,594	881,207,809	901,176,474	999,903,308	8,60,69,025	8,39,30,601	9,27,26,592	9,15,26,826	9,26,97,489
Share of Bengal	1,019,897,002	1,010,253,686	1,051,436,141	1,063,462,666	1,217,902,411	10,41,77,671	10,21,13,141	11,36,12,366	10,97,37,337	12,22,09,243
Bombay	1,323,331	1,394,292	863,623	903,938	197,948	2,36,775	2,21,353	1,73,089	1,70,442	37,370
Madras	49,000	35,000	328,000	65,000	199,900	3,742	4,700	29,321	11,660	19,175
TOTAL	1,021,070,022 —Yards —266,897	1,011,690,776 —269,753	1,052,581,163 —280,386	1,063,473,232 —280,666	1,218,316,409 —317,971	10,44,73,589	10,24,00,144	11,38,16,255	10,99,39,633	12,23,78,065
Rope and twine (III. Q)	Cwts.	Cwts.	Cwts.	Cwts.	Cwts.					
United Kingdom (including Channel Islands)	591	120	271	110	13	3,850	1,960	11,669	2,968	509
Aden and Dependencies	516	586	1,060	444	533	6,354	5,902	10,069	4,933	6,402
Bahrain Islands	120	57	142	70	165	2,804	1,100	3,370	1,374	5,139
Ceylon (excluding Maldives)	2,015	2,740	3,780	2,981	3,461	48,300	32,033	41,050	32,085	38,806
Straits Settlements	32,731	25,299	37,936	30,034	28,726	4,29,902	2,84,298	3,77,215	4,01,348	2,97,536
Hongkong	15,358	3,932	9,757	9,231	5,689	2,54,623	72,370	1,12,175	1,15,767	70,578
Union of South Africa	2,742	3,001	5,310	4,640	3,803	51,538	48,723	57,654	68,882	53,430
Zanzibar and Pemba	291	219	230	300	144	5,850	3,787	4,164	5,318	2,080
Kenya Colony	1,493	1,841	2,618	2,043	2,315	27,042	26,044	29,258	21,971	26,818
Tanganyika Territory	244	133	227	373	392	4,357	2,892	3,346	4,966	5,231
Mauritius and Dependencies	590	355	99	702	470	7,751	4,924	1,107	7,617	5,160
British Guiana	146	188	298	38	165	3,147	4,906	5,517	586	2,855
Commonwealth of Australia	172	181	378	603	216	3,707	4,906	4,795	18,084	4,711
Other British Possessions	315	412	315	263	198	4,383	6,054	4,960	3,524	3,173
TOTAL BRITISH EMPIRE	58,314	80,165	62,321	60,899	46,315	8,58,808	4,94,133	6,65,849	6,84,260	5,22,514
Mascat Territory and Trucial Oman	312	154	148	120	150	5,790	3,924	2,761	2,327	2,373
Iraq	944	986	437	1,655	1,365	12,097	12,367	6,595	26,018	21,672

GENERAL EXPORTS

(712)

INDIAN MERCHANDISE

No. 11—continued

ARTICLES, AND COUNTRIES OF FINAL DESTINATION; ALSO SHARE OF EACH PROVINCE	QUANTITY					VALUE				
	1931-32	1932-33	1933-34	1934-35	1935-36	1931-32	1932-33	1933-34	1934-35	1935-36
Textiles—continued						R	R	R	R	R
Jute—continued										
MANUFACTURES—continued										
Rope and twines (III. Q)— continued	Owts.	Owts.	Owts.	Owts.	Owts.					
Iran	530	265	375	517	47	13,716	6,718	7,327	13,051	761
Sumatra	3,590	2,370	1,575	2,391	2,656	43,830	37,635	31,972	25,089	29,319
Java	14,123	5,529	9,355	7,949	10,709	2,02,149	1,07,259	95,044	83,052	1,22,724
Celebes and other Islands	505	905	1,240	1,308	862	7,095	13,557	13,139	15,111	10,456
Siam	332	367	6,599	4,561	..	3,970	3,850	73,060	43,794
French Indo-China	2,059	1,379	1,547	1,137	63	23,489	21,270	16,275	12,082	666
Philippines	303	630	307	5,020	4,775	4,000
China (exclusive of Hong- kong and Macao)	5,103	4,390	5,034	5,312	3,677	70,333	61,323	63,193	60,273	42,039
Japan	655	3,273	3,657	1,514	6,313	9,074	53,700	45,691	18,342	33,772
Portuguese East Africa	2,497	2,973	2,373	2,344	2,334	41,744	41,000	31,336	37,733	37,125
United States of America— Via Atlantic Coast	17	2,530	402	495	606	1,920	18,324	2,324	2,730	5,000
Peru	1,143	1,344	2,039	1,934	1,242	17,360	18,353	23,472	26,244	19,913
Other Foreign Countries	370	707	393	2,146	430	21,103	11,951	11,572	23,611	7,594
TOTAL FOREIGN COUNTRIES	32,615	31,623	30,143	35,472	30,261	4,07,924	4,17,335	3,66,346	4,19,903	4,37,133
Share of Bengal	39,004	39,394	30,691	34,215	31,131	13,09,731	3,79,336	9,93,094	10,57,013	9,33,657
" Bombay	1,713	1,303	1,667	1,943	1,315	42,123	30,590	33,016	44,636	29,363
" Sind	154	57	74	99	50	3,413	1,093	1,207	1,777	777
" Madras	8	13	29	93	72	130	393	193	1,430	765
" Burma	35	11	12	8	3	1,235	197	133	115	115
TOTAL	90,929	70,733	92,464	96,308	32,576	13,53,732	9,11,468	10,32,693	11,04,772	9,59,607
Other kinds (III. Q)—	Owts.	Owts.	Owts.	Owts.	Owts.					
United Kingdom (including Channel Islands)	3,633	6,301	9,099	8,672	15,564	2,17,091	4,25,233	4,52,331	3,30,573	5,30,215
Union of South Africa	151	134	260	643	439	7,335	6,011	9,724	16,653	9,943
Canada— Via Atlantic Coast	262	15	335	359	..	7,377	540	3,475	21,290
" Pacific "	95	1,750
Commonwealth of Australia	535	1,140	1,199	9,007	3,204	21,093	65,900	59,230	1,33,333	1,06,567
New Zealand	164	304	236	522	539	3,096	14,417	10,759	13,679	21,447
Other British Possessions	415	311	142	304	415	7,056	7,031	2,453	4,406	9,553
TOTAL BRITISH EMPIRE	4,661	9,042	11,001	20,338	21,166	2,60,671	5,26,472	5,35,642	5,64,374	7,00,765
China (exclusive of Hong- kong and Macao)	60	110	351	254	32	1,459	2,765	6,735	3,934	1,240
United States of America— Via Atlantic Coast	217,220	70,953	43,633	339	16,392	25,91,195	6,78,031	4,33,647	13,120	1,60,533
" Pacific "	699	9,063	21,174	66	444	31,760	1,09,573	1,31,433	3,250	13,317
Other Foreign Countries	303	63	159	95	475	4,200	1,325	3,413	1,463	6,223
TOTAL FOREIGN COUNTRIES	218,284	80,139	65,322	1,244	16,893	26,23,614	7,92,549	6,25,233	23,772	1,81,317
Share of Bengal	222,350	36,999	75,719	14,936	37,670	23,33,363	13,16,376	11,51,301	5,07,003	3,74,034
" Bombay	304	241	113	63	330	24,236	3,335	1,954	1,113	3,034
" Sind	15	740
" Madras	1	..	1	6,333	3	92	..	65	32,033	394
" Burma	30	1	475	..	1	1,105	11	6,330	3	130
TOTAL	233,245	39,241	76,323	21,632	38,059	28,39,236	13,19,021	11,60,930	5,09,146	3,82,532

No. 11—continued

ARTICLES, AND COUNTRIES OF FINAL DESTINATION, ALSO SHARE OF EACH PROVINCE	QUANTITY					VALUE				
	1931-32	1932-33	1933-34	1934-35	1935-36	1931-32	1932-33	1933-34	1934-35	1935-36
Textiles—continued						R	R	R	R	R
Jute—continued										
MANUFACTURES—continued										
<i>Total value of Jute manu- factures (including Twist and Yarn)—</i>										
United Kingdom (including Channel Islands)	—	—	—	—	—	1,36,89,540	1,74,00,830	1,60,21,686	1,59,67,835	2,07,10,808
Irish Free State (a)	—	—	—	—	—	—	—	47,200	3,91,862	7,21,688
Cyprus	—	—	—	—	—	58,451	85,993	89,147	70,242	85,923
Palestine	—	—	—	—	—	91,681	28,399	25,048	44,237	84,690
Aden and Dependencies	—	—	—	—	—	1,16,269	66,177	62,157	47,844	92,047
Bahrain Islands	—	—	—	—	—	8,689	17,109	6,550	3,780	7,899
Ceylon (excluding Maldives)	—	—	—	—	—	3,47,096	3,38,904	5,82,387	5,79,374	3,32,312
Straits Settlements	—	—	—	—	—	52,36,056	45,01,222	41,69,696	19,85,096	27,96,741
Federated Malay States	—	—	—	—	—	9,962	18,544	50,950	40,131	22,659
British Borneo	—	—	—	—	—	5,910	4,500
Hongkong	—	—	—	—	—	79,42,809	65,69,679	47,66,337	23,48,416	22,50,129
Gambia	—	—	—	—	—	5,536	6,399	76,774	56,420	1,07,725
Sierra Leone	—	—	—	—	—	7,159	30,556	1,54,973	3,01,747	4,13,690
Gold Coast (including British Mandated Territory of Togoland)	—	—	—	—	—	4,05,538	6,02,565	6,80,692	7,76,109	15,20,999
Nigeria (including British Mandated Territory of Cameroons)	—	—	—	—	—	5,79,436	8,11,956	11,33,346	16,89,331	21,62,497
Union of South Africa	—	—	—	—	—	69,89,720	64,80,144	55,53,995	75,75,333	78,29,017
Zanzibar and Pemba	—	—	—	—	—	1,07,960	1,09,559	85,151	75,196	40,195
Kenya Colony	—	—	—	—	—	11,04,851	17,26,754	14,25,407	13,01,639	17,49,496
Tanganyika Territory	—	—	—	—	—	1,07,790	1,10,628	2,06,492	2,34,125	3,38,396
Anglo-Egyptian Sudan	—	—	—	—	—	5,33,408	7,74,318	9,79,835	12,01,101	13,71,563
Mauritius and Dependencies	—	—	—	—	—	7,74,136	6,62,449	8,13,968	9,58,319	8,97,003
Seychelles	—	—	—	—	—	8,374	14,715	13,944	9,545	14,978
Canada—										
Vid Atlantic Coast	—	—	—	—	—	58,21,343	58,58,002	81,97,526	64,20,880	66,15,717
" Pacific "	—	—	—	—	—	7,66,512	9,58,537	6,31,626	8,99,940	10,70,333
British West India Islands (excluding Bahamas)	—	—	—	—	—	11,27,054	11,08,421	12,66,188	9,18,860	12,79,663
British Honduras	—	—	—	—	—	3,356	6,800	25,514	20,771	31,564
British Guiana	—	—	—	—	—	4,11,522	5,85,075	4,88,008	3,65,467	5,23,652
Commonwealth of Australia	—	—	—	—	—	2,43,59,000	3,32,65,921	2,43,13,260	1,99,29,793	2,19,43,794
Territory of Papua	—	—	—	—	—	1,83,440	3,07,037	2,16,708	3,34,443	2,62,504
New Zealand	—	—	—	—	—	24,91,973	28,63,365	34,77,326	36,97,205	33,07,249
Fiji Islands	—	—	—	—	—	55,960	71,155	69,641	72,340	72,286
Other British Possessions	—	—	—	—	—	7,439	6,335	1,163	225	155
TOTAL BRITISH EMPIRE	—	—	—	—	—	7,39,42,463	8,55,36,564	7,58,32,695	6,87,57,216	7,86,76,042
Union of Socialist Soviet Republics—										
Southern	—	—	—	—	—	17,538	95,472	2,59,923	3,16,244	3,600
Facile Ports (in Asia)	—	—	—	—	—	30,18,520	15,23,666
Sweden	—	—	—	—	—	18,450	15,950	11,500	19,997	7,192
Norway	—	—	—	—	—	17,09,035	7,50,381	16,32,432	10,21,505	16,01,202
Denmark	—	—	—	—	—	2,44,776	1,02,338	42,270
Germany	—	—	—	—	—	6,49,608	9,18,119	4,55,059	2,25,127	4,51,444
Netherlands	—	—	—	—	—	2,96,317	3,30,244	3,54,341	2,59,328	5,69,739
Belgium	—	—	—	—	—	14,61,748	14,50,598	19,81,942	16,12,396	17,26,263
France	—	—	—	—	—	1,85,999	1,82,532	1,68,806	1,72,703	1,83,584
Italy (including Fiume)	—	—	—	—	—	33,150	20,438	36,212	..	7,560
Austria	—	—	—	—	—	..	7,000
Bulgaria	—	—	—	—	—	59,031	89,703	22,264	4,500	7,300

(a) Separately shown from 1933-34, included in the "United Kingdom" upto 1932-33.

GENERAL EXPORTS

INDIAN MERCHANDISE

(714)

No. 11—continued

ARTICLES, AND COUNTRIES OF FINAL DESTINATION; ALSO SHARE OF EACH PROVINCE	QUANTITY					VALUE				
	1931-32	1932-33	1933-34	1934-35	1935-36	1931-32	1932-33	1933-34	1934-35	1935-36
						R	R	R	R	R
Textiles—continued										
Jute—continued										
MANUFACTURES—continued										
Total value of jute manu- factures (including Twist and Yarn)—continued										
Roumania	—	—	—	—	—	1,51,464	1,59,331	1,73,105	1,22,988	98,107
Greece (including Crete)	—	—	—	—	—	16,89,208	5,16,038	5,14,236	6,14,188	9,66,618
Turkey, European	—	—	—	—	—	6,26,958	10,79,890	11,53,002	10,67,381	8,86,141
Turkey, Asiatic	—	—	—	—	—	6,68,315	13,59,090	13,20,756	7,92,361	1,93,552
Syria	—	—	—	—	—	87,198	17,892	15,390	21,823	66,418
Mascat Territory and Trucial Oman	—	—	—	—	—	51,495	43,089	33,736	39,195	40,666
Other Native States in Arabia	—	—	—	—	—	2,952	4,199	6,291	4,740	6,372
Iraq	—	—	—	—	—	6,31,008	3,73,915	3,30,444	4,03,424	8,10,107
Iran	—	—	—	—	—	2,67,600	2,32,331	2,25,588	2,47,984	91,715
Benjam Island	—	—	—	—	—	570	24,032	..	150	..
Sumatra	—	—	—	—	—	2,16,420	2,89,178	2,10,602	2,36,368	2,63,721
Java	—	—	—	—	—	99,22,793	42,97,537	35,68,239	27,53,273	37,66,913
Borneo (Dutch)	—	—	—	—	—	19,175	1,21,820	1,36,991	1,06,051	2,25,106
Celebes and other Islands	—	—	—	—	—	3,10,693	2,82,170	6,58,239	6,02,201	6,76,090
Siam	—	—	—	—	—	18,60,456	31,53,851	30,88,950	99,36,074	73,28,913
French Indo-China	—	—	—	—	—	13,31,670	22,75,392	17,31,115	27,33,566	43,37,703
Philippines	—	—	—	—	—	34,83,455	45,35,618	40,09,965	27,53,230	33,03,932
Formosa	—	—	—	—	—	10,26,889	7,45,112	2,52,955	7,43,363	5,13,537
China (exclusive of Hong- kong and Macao)	—	—	—	—	—	10,19,010	5,73,429	3,84,193	4,69,907	2,71,411
Japan	—	—	—	—	—	12,37,984	24,83,339	14,10,672	43,00,353	51,90,313
Egypt	—	—	—	—	—	64,59,243	43,99,663	64,25,145	67,46,616	75,32,113
Tripoli (Libya)	—	—	—	—	—	11,100	6,300	2,550	3,750	..
Tunis	—	—	—	—	—	5,527	550
Morocco (a)	—	—	—	—	—	1,39,557	1,22,105	—	—	—
Morocco Spanish(b)	—	—	—	—	—	—	—	59,379	14,795	..
Morocco Tangier (b)	—	—	—	—	—	—	—	98,004	1,37,613	2,29,209
Spanish West Africa	—	—	—	—	—	24,147	302	1,237
French West Africa (includ- ing French Mandated territories of Togoland and Cameroun)	—	—	—	—	—	1,63,479	1,27,433	2,39,602	5,44,301	13,35,351
Belgian Congo (including Ruanda Urundi)	—	—	—	—	—	17,000
Portuguese West Africa	—	—	—	—	—	2,65,007	4,86,523	4,44,525	6,20,597	2,81,572
Portuguese East Africa	—	—	—	—	—	34,73,553	31,00,103	26,66,197	34,07,415	35,71,515
Malagascar and Kerguelon	—	—	—	—	—	2,59,049	3,03,708	4,47,739	1,97,273	1,40,335
Réunion	—	—	—	—	—	12,500	1,66,852
Italian East Africa (Somal- land and Eritrea)	—	—	—	—	—	33,939	49,112	75,511	63,392	42,984
French Somaliland	—	—	—	—	—	50,659	95,100	69,265	59,345	33,637
United States of America—										
Via Atlantic Coast	—	—	—	—	—	6,04,17,632	4,42,33,998	5,55,69,930	4,94,50,415	6,00,81,244
" Pacific "	—	—	—	—	—	92,15,477	1,00,55,763	1,21,09,096	1,16,82,733	1,53,97,473
Cuba	—	—	—	—	—	53,13,369	44,41,617	33,22,032	57,22,470	66,36,193
Haiti and St. Domingo	—	—	—	—	—	5,53,602	6,63,300	6,74,679	6,37,536	8,73,807
Porto Rico	—	—	—	—	—	15,89,553	14,57,911	8,94,419	15,39,047	13,02,011
French West Indies (Guade- lope and Martinique)	—	—	—	—	—	..	5,356
Mexico	—	—	—	—	—	19,340	15,592	16,075	23,386	21,444
Guatemala	—	—	—	—	—	45,937	19,062	10,131	23,192	3,337
San Salvador	—	—	—	—	—	52,981	49,938	1,365	810	..
Nicaragua	—	—	—	—	—	30,679	45,200	32,006	1,04,305	95,395
Costa Rica	—	—	—	—	—	51,326	73,522	96,245	47,390	20,752
Colombia	—	—	—	—	—	3,397	62,613	33,543	57,020	1,10,512
Panama (including Panama Canal Zone)	—	—	—	—	—	50,930	1,23,410	37,304	39,660	1,06,437
Venezuela	—	—	—	—	—	15,350	10,300	26,591	31,725	16,992
Dutch Guiana	—	—	—	—	—	54,654	43,173	19,142	35,647	54,959
Brazil	—	—	—	—	—	..	15,602	3,440

(a) Discontinued from 1933-34.

(b) Separately specified from 1933-34.

No. 11—continued

ARTICLES, AND COUNTRIES OF FINAL DESTINATION; ALSO SHARE OF EACH PROVINCE	QUANTITY					VALUE				
	1931-32	1932-33	1933-34	1934-35	1935-36	1931-32	1932-33	1933-34	1934-35	1935-36
Textiles—continued						R	R	R	R	R
Jute—concluded										
MANUFACTURES—concluded										
Total value of jute manu- factures (including Twist and Yarn)—concluded										
Paraguay	—	—	—	—	—	31,181	1,84,092	1,61,461	1,83,265	28,800
Uruguay	—	—	—	—	—	11,54,333	10,31,271	11,84,666	8,91,568	2,81,086
Argentine Republic (includ- ing the Atlantic Coast of Patagonia)	—	—	—	—	—	1,39,74,002	2,66,00,393	2,11,86,272	2,57,03,413	1,95,06,978
Chile (including the Pacific Coast of Patagonia)	—	—	—	—	—	5,56,560	11,91,905	25,71,653	9,24,074	12,90,793
Peru	—	—	—	—	—	15,16,311	10,76,024	19,90,641	22,93,438	21,01,571
Ecuador	—	—	—	—	—	2,20,764	1,00,727	2,05,041	1,51,575	1,93,088
Bolivia	—	—	—	—	—	1,150	3,439	14,984	13,050	14,281
Hawaii	—	—	—	—	—	23,80,029	23,99,452	23,06,902	26,63,830	19,74,969
Other Islands in the Pacific	—	—	—	—	—	11,503	3,210	12,068	1,09,365	9,516
Other Foreign Countries	—	—	—	—	—	4,061	3,595	588	977	10,141
TOTAL FOREIGN COUNTRIES	—	—	—	—	—	14,03,00,066	13,16,51,108	13,70,16,613	14,59,25,961	15,62,18,471
Share of Bengal	—	—	—	—	—	31,86,17,320	31,66,41,014	31,33,27,390	31,41,34,188	33,46,19,266
" Bombay	—	—	—	—	—	6,81,014	5,17,309	3,37,983	3,94,523	1,71,340
" Sind	—	—	—	—	—	60,221	48,964	44,990	57,594	76,562
" Madras	—	—	—	—	—	10,444	7,843	30,905	95,985	21,356
" Burma	—	—	—	—	—	3,030	3,643	7,545	333	5,439
TOTAL	—	—	—	—	—	21,92,42,539	21,71,17,672	21,37,49,313	21,46,33,177	23,48,94,513
Total value of Jute, Raw and Manufactures	—	—	—	—	—	33,11,23,132	31,44,21,041	32,30,76,020	32,33,94,093	37,19,70,863
Khse, Ramie or China Grass (II. Q)—	Owts.	Owts.	Owts.	Owts.	Owts.					
United Kingdom (including Channel Islands)	932	34,470	..
Commonwealth of Australia	171	16,859	..
Other British Possessions	199	5,484	..
Total British Empire	1,302	56,793	..
TOTAL FOREIGN COUNTRIES	141	2,663	..
Share of Bengal	1,443	59,456	..
Silk—										
Raw (II. O)—	Lbs.	Lbs.	Lbs.	Lbs.	Lbs.					
United Kingdom (including Channel Islands)	1,500	..	15,741	8,813	..	5,903
Other British Possessions	525	605	605	944	328	2,900	2,250	2,450	2,750	1,385
TOTAL BRITISH EMPIRE	525	605	2,195	944	16,069	2,900	2,250	11,263	2,750	7,368
France	1,389	9,378
Italy (including Fiume)	2,406	15,836
Mascat Territory and Trucial Oman	800	3,026	1,862	1,600	..	3,100	6,785	4,100	3,500
Siam	4,037	6,181	20,648	35,454	..	24,518	29,503	78,060	1,33,574
Other Foreign Countries	750	..	240	3,000	..	800
TOTAL FOREIGN COUNTRIES	4,685	4,827	9,447	22,010	37,054	26,214	27,618	37,098	82,760	1,27,074

GENERAL EXPORTS

(716)

INDIAN MERCHANDISE

No. 11—continued

ARTICLES, AND COUNTRIES OF FINAL DESTINATION ; ALSO SHARE OF EACH PROVINCE	QUANTITY					VALUE				
	1931-32	1932-33	1933-34	1934-35	1935-36	1931-32	1932-33	1933-34	1934-35	1935-36
Textiles—continued										
Silk—continued	Lbs.	Lbs.	Lbs.	Lbs.	Lbs.	Rs.	Rs.	Rs.	Rs.	Rs.
Raw (H. O)—continued										
Share of Bengal	600	3	2,100	16
.. Bombay	300	4,427	6,456	20,216	35,454	3,300	25,088	30,458	77,160	1,22,574
.. Sind	4,360	1,005	5,186	2,052	1,925	27,214	3,800	17,898	5,950	4,850
.. Burma	86	15,741	300	5,902
TOTAL	5,160*	5,432*	11,642*	22,954*	53,123*	31,114*	29,868*	48,356*	85,510*	1,84,342*
Chasam or waste (H. O)—	Lbs.	Lbs.	Lbs.	Lbs.	Lbs.					
United Kingdom (including Channel Islands)	4,235	..	113,065	92,515	85,681	10,071	..	94,934	57,020	64,867
Ceylon (excluding Maldives)	2	3	..
TOTAL BRITISH EMPIRE.	4,235	..	113,065	92,517	85,681	10,071	..	94,934	57,023	64,867
Germany	8,624	10,976	2,320	8,400	..
France	200,175	42,384	161,733	174,817	291,747	1,13,863	11,646	40,348	37,904	73,840
Italy (including Fiume)	212,046	25,084	145,630	386,482	535,206	1,07,020	7,445	49,892	71,618	1,56,187
Other Foreign Countries	5,428	38	..	400	..	1,820	160	..	200
TOTAL FOREIGN COUNTRIES	496,221	73,796	316,025	571,776	827,353	2,21,843	20,011	92,720	1,17,922	2,30,227
Share of Bengal	71,927	46,812	122,139	237,392	235,679	21,245	12,866	23,227	55,677	74,519
.. Bombay	102,142	25,934	67,592	143,572	278,992	23,121	7,445	16,975	32,892	92,240
.. Sind	35,837	1,000	122,522	94,170	58,346	28,451	600	1,30,311	57,697	67,202
.. Madras	241,630	..	46,836	182,057	339,017	29,927	..	5,141	25,223	70,433
.. Burma	1,095	456	..
TOTAL	502,456*	73,796*	429,090*	664,292*	913,034*	2,32,814*	20,011*	1,87,854*	1,74,945*	2,95,094*
Cocoons (H. O)—	Lbs.	Lbs.	Lbs.	Lbs.	Lbs.					
United Kingdom (including Channel Islands)	18,500	39,755	7,750	56	12,500	27,750	57,955	11,650	40	18,750
TOTAL FOREIGN COUNTRIES	18,500	..	56	4,199	..	25
Share of Bengal	18,500	39,700	7,806	56	12,500	27,750	57,875	11,650	40	18,750
.. Bombay	55	80
.. Sind	1,650	698
.. Madras	7,806	3,501
TOTAL	27,356*	39,755*	7,806*	56*	12,500*	31,949*	57,955*	11,650*	40*	18,750*
Total Silk, Raw—	Lbs.	Lbs.	Lbs.	Lbs.	Lbs.					
United Kingdom (including Channel Islands)	22,735	39,755	122,815	92,571	118,922	38,721	57,955	1,15,372	57,000	89,520
Other British Possessions	625	605	695	946	328	2,900	2,260	2,460	2,753	1,365
TOTAL BRITISH EMPIRE	23,360	40,360	123,510	93,517	114,250	41,621	60,265	1,17,832	59,753	90,885
*Of these, quantities and values stated below represent the silk of wild worms, namely, tasar, munga, eri, and other wild silk :—										
Beeled silk	1,120	1,120	1,120	15,741	..	8,000	5,000	4,000	5,902
Chasam or waste	209,325	42,660	62,257	297,428	381,058	78,932	11,516	10,048	57,404	97,777
Cocoons	4,810	32,500	7,806	56	7,500	2,101	48,750	11,650	40	11,250

No. 11—continued

ARTICLES, AND COUNTRIES OF FINAL DESTINATION; ALSO SHARE OF EACH PROVINCE	QUANTITY					VALUE				
	1931-32	1932-33	1933-34	1934-35	1935-36	1931-32	1932-33	1933-34	1934-35	1935-36
Textiles—continued										
Silk—continued										
<i>Raw (II. C)—concluded</i>										
<i>Total Silk, Raw—continued</i>										
Germany	8,680	10,976	2,345	8,400	..
France	294,770	42,384	161,783	174,317	201,747	1,26,742	11,646	40,348	87,904	73,840
Italy (including Fiume)	216,192	25,954	145,630	886,482	585,208	1,24,514	7,445	49,802	71,618	1,56,187
Market Territory and Trucial Oman	800	3,026	1,362	1,609	..	8,100	6,785	4,100	3,500
Siam	4,027	6,181	20,648	35,454	..	24,518	29,568	78,660	1,23,574
Other Foreign Countries	750	5,428	278	..	400	8,000	1,830	960	..	200
TOTAL FOREIGN COUNTRIES	511,712	78,623	325,628	598,785	804,407	2,54,266	48,520	1,20,888	2,00,682	8,57,801
<i>Share of Bengal</i>	<i>80,497</i>	<i>33,512</i>	<i>129,945</i>	<i>238,054</i>	<i>248,182</i>	<i>48,995</i>	<i>70,741</i>	<i>45,577</i>	<i>57,817</i>	<i>83,284</i>
<i>" Bombay</i>	<i>102,942</i>	<i>30,466</i>	<i>74,048</i>	<i>163,788</i>	<i>314,446</i>	<i>36,431</i>	<i>33,583</i>	<i>47,433</i>	<i>1,10,062</i>	<i>2,16,514</i>
<i>" Sind</i>	<i>92,697</i>	<i>2,008</i>	<i>197,709</i>	<i>96,262</i>	<i>61,871</i>	<i>1,10,963</i>	<i>4,400</i>	<i>1,48,509</i>	<i>63,647</i>	<i>69,052</i>
<i>" Madras</i>	<i>248,836</i>	<i>..</i>	<i>46,836</i>	<i>186,057</i>	<i>339,017</i>	<i>93,488</i>	<i>..</i>	<i>6,141</i>	<i>28,228</i>	<i>70,483</i>
<i>" Burma</i>	<i>..</i>	<i>..</i>	<i>..</i>	<i>1,151</i>	<i>16,741</i>	<i>..</i>	<i>..</i>	<i>..</i>	<i>756</i>	<i>6,903</i>
TOTAL	534,972	118,983	448,528	687,802	978,657	2,95,377	1,08,784	2,47,660	2,60,495	4,48,166
MANUFACTURES—										
<i>Goods of silk mixed with other materials (III. R)—</i>										
Aden and Dependencies	9,040	3,400	500	14,200	7,500	1,000
Ceylon (excluding Maldives)	405	213,273	10,986	78,398	321,410	410	86,114	6,668	38,622	1,10,420
Straits Settlements	64	11,211	..	1,823	..	90	9,616	..	3,938	..
Other British Possessions	474	1,410	48	7,888	1,400	450	1,080	44	7,804	2,300
TOTAL BRITISH EMPIRE	9,983	229,294	11,544	88,109	322,900	15,150	1,04,460	7,712	50,359	1,19,720
Tunls	11,121	26,350
United States of America— Via Atlantic Coast	2,800	..	2,750	2,700	84	5,250	..	5,200	10,600	144
Other Foreign Countries	465	1,753	..	208	121	1,450	4,106	..	67	160
TOTAL FOREIGN COUNTRIES	2,765	1,753	18,871	2,908	205	6,700	4,106	31,550	10,667	294
<i>Share of Bengal</i>	<i>2,300</i>	<i>6,075</i>	<i>16,086</i>	<i>21,553</i>	<i>87,364</i>	<i>5,250</i>	<i>10,955</i>	<i>35,282</i>	<i>27,158</i>	<i>60,170</i>
<i>" Bombay</i>	<i>9,755</i>	<i>4,053</i>	<i>500</i>	<i>1,338</i>	<i>240</i>	<i>15,900</i>	<i>7,308</i>	<i>1,000</i>	<i>2,705</i>	<i>800</i>
<i>" Madras</i>	<i>693</i>	<i>220,219</i>	<i>2,850</i>	<i>67,881</i>	<i>235,501</i>	<i>700</i>	<i>89,895</i>	<i>2,920</i>	<i>31,153</i>	<i>68,644</i>
TOTAL	12,748	231,047	25,415	91,017	323,105	21,850	1,08,566	39,262	61,026	1,19,014
Piecegoods (III. R)—										
United Kingdom (including Channel Islands)	82	1,588	11,240	10,976	2,016	42	3,840	13,905	12,641	2,560
Aden and Dependencies	100	..	2,000	5,550	..	300	..	1,500	5,600
Ceylon (excluding Maldives)	753	33,078	20,697	86,110	42,610	1,472	31,960	13,169	89,469	20,322
Straits Settlements	2,795	..	46	2,537	2,425	4,260	..	177	8,900	2,550
Federated Malay States	1,002	575	5,412	904
Other British Possessions	957	838	1,700	6,550	..	1,150	3,104	1,755	12,414
TOTAL BRITISH EMPIRE	3,530	35,673	32,821	104,384	61,726	5,774	37,050	28,355	1,19,737	54,880
Tunls	5,485	11,000
United States of America Via Atlantic Coast	1,500	600	4	2,000	5,285	2,500	1,200	15	3,650	10,479
Other Foreign Countries	295	850	2,672	3,930	3,819	960	850	2,800	5,650	4,605
TOTAL FOREIGN COUNTRIES	1,795	6,435	2,676	6,070	9,054	3,460	13,050	2,815	9,300	15,084

GENERAL EXPORTS

(718)

INDIAN MERCHANDISE

No. 11—continued

ARTICLES, AND COUNTRIES OF FINAL DESTINATION; ALSO SHARE OF EACH PROVINCE	QUANTITY					VALUE				
	1931-32	1932-33	1933-34	1934-35	1935-36	1931-32	1932-33	1933-34	1934-35	1935-36
Textiles—continued						R	R	R	R	R
Silk—continued										
MANUFACTURES—continued	Yards	Yards	Yards	Yards	Yards					
Piecegoods (III.R)—continued										
Share of Bengal	1,360	9,667	12,980	14,304	2,637	6,706	23,440	15,065	26,697	2,676
.. Bombay	296	360	1,518	6,866	10,827	820	660	2,330	6,944	20,123
.. Madras	788	32,091	20,963	20,524	47,316	7,617	26,710	12,662	28,222	36,246
.. Burma	37	..	46	210	..	87	..	123	204	..
TOTAL	5,376	42,108	25,497	110,454	70,780	9,284	50,100	21,170	1,29,027	69,044
Thread for sewing (III.R)—	Lbs.	Lbs.	Lbs.	Lbs.	Lbs.					
TOTAL BRITISH EMPIRE	1,300	1,127	650	..	925	2,300	2,850	2,400	..	2,900
TOTAL FOREIGN COUNTRIES	612	400	..	326	269	1,260	1,000	..	800	1,231
Share of Bengal	227	228	..	690	1,470
.. Bombay	1,212	1,209	650	326	775	4,750	3,250	2,400	800	3,300
.. Sind	87	261
TOTAL	1,812	1,627	650	326	1,194	4,110	4,850	2,400	800	5,131
Other sorts (III.R)—	Lbs	Lbs.	Lbs.	Lbs.	Lbs.					
Aden and Dependencies	400	1,668	1,600	1,550	..	800	4,625	5,050	5,900	..
Other British Empire	112	5	292	76	6,681	208	11	1,100	620	2,580
TOTAL BRITISH EMPIRE	512	1,573	1,732	1,626	6,681	1,108	4,636	6,150	6,420	2,580
United States of America— Vid Atlantic Coast	80	..	17	300	..	40,425	..	100	2,440
Other Foreign Countries	322	474	450	450	300	2,200	1,620	2,550	2,000	1,225
TOTAL FOREIGN COUNTRIES	322	554	450	467	600	2,200	40,025	2,550	2,100	4,365
Share of Bengal	10	..	20	25	..	40	625
.. Bombay	224	2,132	2,020	2,072	300	2,244	47,658	2,100	2,460	4,120
.. Madras	7	5	103	60	11	885
.. Burma	1	..	29	..	6,487	6	..	15	..	2,430
TOTAL	284	2,147	2,182	2,092	7,221	2,303	46,691	2,700	2,520	7,245
Total value of Silk manufac- tures—										
United Kingdom (including Channel Islands)	—	—	—	—	—	290	2,643	12,005	15,921	4,990
Aden and Dependencies	—	—	—	—	—	17,400	14,271	2,450	7,400	9,500
Ceylon (excluding Mal- dives)	—	—	—	—	—	1,942	1,16,388	20,422	1,28,091	147,252
Straits Settlements	—	—	—	—	—	4,750	9,516	177	12,898	2,550
Federated Malay States	—	—	—	—	—	..	952	1,200	5,412	804
Other British Possessions	—	—	—	—	—	450	1,722	1,468	6,799	14,804
TOTAL BRITISH EMPIRE	—	—	—	—	—	24,822	1,48,908	44,017	1,76,516	1,80,080
Tunis	—	—	—	—	—	..	14,800	26,350
United States of America— Vid Atlantic Coast	—	—	—	—	—	7,760	41,625	5,215	14,350	14,063
Other Foreign Countries	—	—	—	—	—	5,960	2,786	5,350	2,517	7,211
TOTAL FOREIGN COUNTRIES	—	—	—	—	—	12,710	60,211	26,915	22,867	21,274

No. 11—continued

ARTICLES, AND COUNTRIES OF FINAL DESTINATION; ALSO SHARE OF EACH PROVINCE	QUANTITY					VALUE				
	1931-32	1932-33	1933-34	1934-35	1935-36	1931-32	1932-33	1933-34	1934-35	1935-36
Textiles—continued										
Silk—concluded										
MANUFACTURES—concluded										
Total value of silk man- ufactures—continued										
<i>Share of Bengal</i>	—	—	—	—	—	11,960	31,920	50,257	63,305	65,840
<i>Bombay</i>	—	—	—	—	—	24,354	58,861	13,330	18,929	37,013
<i>Sind</i>	—	—	—	—	—	361
<i>Madras</i>	—	—	—	—	—	2,877	1,16,926	17,217	1,36,445	1,04,790
<i>Burma</i>	—	—	—	—	—	61	..	198	304	2,430
TOTAL	—	—	—	—	—	39,842	2,09,207	81,592	1,99,383	2,01,384
Total value of Silk, Raw and Manufactures	—	—	—	—	—	3,34,419	3,17,941	3,29,192	4,59,878	6,49,520
Wool— Raw (II. P)—										
	Lbs.	Lbs.	Lbs.	Lbs.	Lbs.					
United Kingdom (including Channel Islands)	35,340,850	27,181,133	43,421,332	25,685,145	34,671,053	2,49,54,265	92,79,691	1,45,82,224	92,18,873	1,37,90,834
Canada— <i>Via Atlantic Coast</i>	127,439	238,087	161,203	52,202	70,682	68,441
<i>Other British Possessions</i>	324	56	140	145	60	55
TOTAL BRITISH EMPIRE	35,340,850	27,931,133	43,548,995	25,923,288	34,832,396	2,49,54,265	92,79,691	1,46,34,571	92,89,615	1,38,59,330
Poland (including Danzig)	16,800	11,760	5,000	5,250	..
Germany	248,530	316,053	531,747	189,541	297,241	1,42,325	1,24,116	2,25,727	69,372	1,21,363
Netherlands	1,554	29,680	328,228	332,033	19,488	900	14,445	1,36,099	1,24,737	5,800
Belgium	495,337	1,096,382	2,724,610	1,340,750	1,878,931	2,32,388	4,70,806	11,39,447	5,73,985	10,63,580
France	248,974	449,655	947,914	581,890	239,041	1,23,868	1,89,055	3,56,470	1,76,150	77,565
Italy (including Fiume)	14,898	18,700	185,873	34,042	32,025	8,666	5,993	55,196	17,577	17,499
Greece (including Crete)	4,368	62,876	304,092	1,390	16,960	62,040
Portuguese East Africa	42,401	25,230
United States of America— <i>Via Atlantic Coast</i>	4,866,325	2,490,524	7,909,110	5,580,128	11,710,247	22,30,238	9,04,061	32,78,530	24,70,566	57,45,489
Other Foreign Countries	5,500	16,687	18,954	18,896	43,824	2,080	4,675	5,180	6,540	13,407
TOTAL FOREIGN COUNTRIES	5,024,907	4,417,086	12,815,604	8,151,916	14,519,889	27,70,345	17,13,254	52,02,940	34,60,137	71,06,799
<i>Share of Bengal</i>	892,632	303,345	356,338	566,508	709,634	2,23,939	92,358	1,08,581	1,53,025	1,31,733
<i>Bombay</i>	16,753,350	11,433,952	19,380,500	9,538,735	16,262,334	94,37,652	46,39,271	32,64,781	39,53,070	69,66,949
<i>Sind</i>	23,335,006	30,649,392	34,565,564	22,777,402	32,094,393	1,79,16,635	61,70,552	1,12,72,467	84,14,180	1,36,24,322
<i>Madras</i>	29,239	392,515	1,068,119	1,111,657	1,192,728	66,004	77,015	1,92,132	2,04,735	2,15,709
<i>Burma</i>	60,408	64,115	..	30,854	93,196	10,900	12,719	..	19,692	27,415
TOTAL	41,265,157	32,248,319	55,864,599	34,075,204	49,352,285	2,77,24,610	1,09,92,945	1,98,37,511	1,27,49,752	2,09,66,129
MANUFACTURES— Carpets and Rugs (III. B)—										
	Lbs.	Lbs.	Lbs.	Lbs.	Lbs.					
United Kingdom (including Channel Islands)	8,537,199	4,283,380	6,709,548	8,284,705	7,034,369	40,02,194	44,61,748	55,49,085	73,90,786	60,32,004
Ceylon (excluding Maldives)	443,338	467,798	519,116	511,648	162,525	1,77,524	1,97,201	1,40,265	1,56,395	68,305
Straits Settlements	19,932	19,311	36,510	26,810	23,478	18,920	47,756	85,692	32,589	29,844
Federated Malay States	4,612	2,123	3,369	4,750	2,394	5,930	2,915	3,481	3,033	2,253
Union of South Africa	21,491	3,348	22,908	14,092	16,157	24,675	13,320	29,080	10,000	16,584
Canada— <i>Via Atlantic Coast</i>	41,531	35,311	140,035	184,698	147,559	1,11,138	72,832	2,47,515	2,41,122	3,04,769
<i>Pacific</i>	3,393	18,954	27,373	45,273	23,682	6,204	38,740	40,239	63,240	26,311
Commonwealth of Australia	17,603	65,087	53,370	100,095	172,588	19,747	73,324	55,197	90,029	1,58,760
New Zealand	7,393	9,269	7,274	14,926	27,155	9,198	12,757	6,696	13,215	24,970
Other British Possessions	2,301	3,274	4,749	4,187	7,159	3,276	5,779	4,671	6,059	9,521
TOTAL BRITISH EMPIRE	4,098,663	4,913,753	7,523,252	9,142,339	7,617,566	44,39,506	49,26,902	62,61,827	81,22,068	66,68,871

GENERAL EXPORTS

INDIAN MERCHANDISE

(720)

No. 11—continued

ARTICLES, AND COUNTRIES OF FINAL DESTINATION; ALSO SHARE OF EACH PROVINCE	QUANTITY					VALUE				
	1931-32	1932-33	1933-34	1934-35	1935-36	1931-32	1932-33	1933-34	1934-35	1935-36
Textiles—continued										
Wool—continued										
MANUFACTURES—continued.										
Carpets and Rugs (III. S) —continued.	Lbs.	Lbs.	Lbs.	Lbs.	Lbs.					
Sweden	793	978	10,322	5,108	1,642	3,972	2,841	13,601	5,032	2,320
Germany	2,074	720	2,721	1,251	30,660	7,659	3,722	3,863	1,265	13,592
Netherlands	4,732	15,253	21,042	1,105	2,125	7,361	18,315	23,484	500	2,065
Belgium	4,138	..	450	2,856	4,564	6,273	..	400	4,165	0,739
France	2,529	1,000	170	300	..	6,582	2,091	1,285	1,252	..
Austria	8,300	..	84	24,000	..	420	..
Turkey, European	2,024	2,548	3,040	..	821	19,315	7,600	5,600	..	1,500
Syria	800	8,000
Java	74,363	89,777	108,324	61,337	56,113	69,656	960	86,379	48,941	46,166
Egypt	364	4,100	330	800	736	670	9,750	3,000	1,000	730
United States of America—										
Via Atlantic Coast	476,326	718,451	648,968	713,400	1,152,609	10,03,348	10,23,016	7,39,534	6,57,861	9,70,326
“ Pacific “	77,416	209,455	126,339	145,025	407,958	84,082	2,47,024	1,09,385	1,23,988	3,39,184
Other Foreign Countries	14,193	7,471	6,787	19,589	12,204	23,901	11,134	10,393	14,818	13,065
TOTAL FOREIGN COUNTRIES	667,929	1,049,551	929,191	950,975	1,729,542	12,32,004	14,23,463	10,04,923	8,59,297	13,95,767
Share of Bengal	3,369,668	4,223,173	6,440,188	7,780,763	6,559,297	33,65,204	43,74,070	53,79,143	68,69,314	55,17,327
“ Bombay	183,091	312,327	462,277	533,722	512,566	7,17,809	7,49,153	7,24,610	8,65,224	3,51,122
“ Sind	202,306	394,311	293,222	294,224	649,331	4,21,798	5,55,767	4,02,920	3,65,117	7,09,746
“ Madras	1,009,520	1,077,189	1,346,492	1,609,054	1,834,174	6,63,525	6,69,131	7,51,534	6,76,822	9,76,121
“ Burma	1,223	239	4,660	551	190	4,374	644	3,423	1,737	222
TOTAL	4,766,797	5,963,304	8,452,443	10,093,364	9,347,108	56,72,510	63,50,365	72,06,750	80,21,265	80,64,038
Piece-goods (III. S)—	Yards	Yards	Yards	Yards	Yards					
TOTAL BRITISH EMPIRE	789	939	75	2,725	2,066	726	645	530	5,881	2,114
United States of America—										
Via Atlantic Coast	5,740	10,694	..	12,121	12,655
“ Pacific “	2,220	62,181	4,204	57,076	12,979	6,318	1,06,329	11,750	74,042	18,067
Other Foreign Countries	29	1,504	210	141	1,081	99	2,969	960	608	634
TOTAL FOREIGN COUNTRIES	2,249	89,375	4,414	57,817	24,754	6,497	2,12,419	12,710	74,650	31,356
Share of Bengal	2,220	24,206	4,254	58,549	22,472	6,398	2,09,300	12,250	76,342	27,616
“ Bombay	632	6,980	115	1,338	3,679	588	12,579	460	3,190	5,016
“ Sind	25	10	120	141	40	76	40	530	608	165
“ Madras	166	139	..	514	536	168	145	..	391	684
TOTAL	3,088	90,314	4,489	60,542	26,820	7,223	2,12,034	13,240	80,581	34,470
Shawls (III. S)—	No.	No.	No.	No.	No.					
Aden and Dependencies	1,050	900	1,700	2,000	5,885	5,900	5,000	9,700	12,100	20,430
Bahrain Islands	300	600	1,100	2,970	..	2,000	5,500	3,600	7,800
Other British Possessions	368	4,604	225	212	1,176	3,171	3,791	716	960	7,554
TOTAL BRITISH EMPIRE	1,418	5,804	2,525	4,212	10,031	9,071	15,791	18,916	16,660	35,784

No. 11—continued

ARTICLES, AND COUNTRIES OF FINAL DESTINATION; ALSO SHARE OF EACH PROVINCE	QUANTITY					VALUE				
	1931-32	1932-33	1933-34	1934-35	1935-36	1931-32	1932-33	1933-34	1934-35	1935-36
	No.	No.	No.	No.	No.	₹	₹	₹	₹	₹
<i>Textiles—continued</i>										
<i>Wool—continued</i>										
<i>MANUFACTURES—continued</i>										
<i>Shawls (XXX, S)—continued</i>										
Mascat Territory and Trucial Oman	200	200	1,000	3,300	7,441	1,500	1,000	7,000	10,200	10,916
Other Native States in Arabia	260	492	1,335	2,150	4,370	2,000	3,900	7,450	10,950	20,800
United States of America—										
Via Pacific Coast	30,379	45,667
Other Foreign Countries	632	1,511
TOTAL FOREIGN COUNTRIES	30,839	1,324	2,335	5,450	11,811	49,167	6,411	14,450	21,150	40,716
<i>Share of Bengal</i>	<i>30,431</i>	<i>4,123</i>	<i>..</i>	<i>..</i>	<i>16</i>	<i>46,117</i>	<i>4,174</i>	<i>..</i>	<i>..</i>	<i>16</i>
<i>Bombay</i>	<i>1,663</i>	<i>2,213</i>	<i>4,335</i>	<i>9,400</i>	<i>21,753</i>	<i>11,775</i>	<i>17,217</i>	<i>23,250</i>	<i>37,300</i>	<i>76,054</i>
<i>Sind</i>	<i>..</i>	<i>430</i>	<i>..</i>	<i>200</i>	<i>70</i>	<i>..</i>	<i>300</i>	<i>..</i>	<i>500</i>	<i>400</i>
<i>Madras</i>	<i>30</i>	<i>..</i>	<i>25</i>	<i>2</i>	<i>3</i>	<i>346</i>	<i>..</i>	<i>113</i>	<i>10</i>	<i>30</i>
<i>Burma</i>	<i>94</i>	<i>2</i>	<i>..</i>	<i>..</i>	<i>..</i>	<i>..</i>	<i>11</i>	<i>..</i>	<i>..</i>	<i>..</i>
TOTAL	32,257	7,123	4,360	9,652	21,842	58,233	22,202	23,366	37,310	76,500
<i>Other sorts (XXX, S)—</i>										
United Kingdom (including Channel Islands)	123,442	55,313	32,304	51,370	59,143	25,163	17,335	4,335	11,691	13,430
Ceylon (excluding Maldives)	64,932	13,030	31,206	335	114,033	23,534	5,740	3,055	550	25,720
Straits Settlements	902	2,520	7,910	..	132	3,319	4,233	6,653	..	500
Hongkong	723	..	4,393	..	55	704	..	7,053	..	250
Canada—										
Via Atlantic Coast	1,394	524	..	1,400	20,003	5,653	730	..	1,593	32,343
Via Pacific "	670	1,104	640	1,464	..	1,712	1,375	920	1,912	..
Other British Possessions	2,559	3,153	1,323	1,179	5,009	4,427	5,033	1,921	1,033	4,144
TOTAL BRITISH EMPIRE	200,122	73,633	70,133	56,243	193,435	64,547	35,701	23,943	16,312	31,300
Italy (including Trieste)	212	22,904	53,933	3,223	5,710	9,649
United States of America—										
Via Atlantic Coast	32,733	99,013	57,333	43,379	10,662	97,017	99,423	39,534	25,754	13,300
Via Pacific "	24,303	46,339	21,750	24,466	..	40,303	54,402	21,733	25,259	..
Other Foreign Countries	6,127	2,313	335	2,073	5,671	5,794	5,322	335	4,370	9,275
TOTAL FOREIGN COUNTRIES	93,433	143,213	80,013	92,327	70,269	143,337	1,59,164	62,254	61,033	32,724
<i>Share of Bengal</i>	<i>71,729</i>	<i>55,340</i>	<i>34,733</i>	<i>37,330</i>	<i>4,730</i>	<i>1,04,039</i>	<i>63,433</i>	<i>31,033</i>	<i>31,333</i>	<i>3,033</i>
<i>Bombay</i>	<i>37,313</i>	<i>110,337</i>	<i>63,349</i>	<i>51,373</i>	<i>63,233</i>	<i>63,373</i>	<i>1,13,123</i>	<i>43,323</i>	<i>35,373</i>	<i>71,737</i>
<i>Sind</i>	<i>..</i>	<i>..</i>	<i>..</i>	<i>33,744</i>	<i>47,416</i>	<i>..</i>	<i>..</i>	<i>..</i>	<i>5,307</i>	<i>3,039</i>
<i>Madras</i>	<i>72,364</i>	<i>13,773</i>	<i>31,340</i>	<i>..</i>	<i>114,072</i>	<i>22,121</i>	<i>3,172</i>	<i>7,355</i>	<i>..</i>	<i>35,433</i>
<i>Burma</i>	<i>111,430</i>	<i>40,301</i>	<i>23,300</i>	<i>35,773</i>	<i>40,163</i>	<i>13,331</i>	<i>5,075</i>	<i>3,330</i>	<i>4,430</i>	<i>5,200</i>
TOTAL	293,555	323,900	159,131	149,075	233,704	2,10,334	1,94,355	91,133	77,905	1,14,114
<i>Total value of Woolen manufactures—</i>										
United Kingdom (including Channel Islands)	—	—	—	—	—	40,39,337	44,34,050	53,53,370	74,02,727	60,54,133
Aden and Dependencies	—	—	—	—	—	6,743	5,000	9,300	12,110	22,540
Bahrain Islands	—	—	—	—	—	..	2,000	3,500	3,300	7,300
Ceylon (excluding Maldives)	—	—	—	—	—	2,01,321	2,03,333	1,03,333	1,53,333	94,919
Straits Settlements	—	—	—	—	—	22,229	32,069	42,350	33,239	31,374
Federated Malay States	—	—	—	—	—	6,523	2,915	3,931	4,393	2,373
Union of South Africa	—	—	—	—	—	25,025	13,320	29,026	19,000	16,333
Kenya Colony	—	—	—	—	—	3,593	7,053	4,061	1,533	3,123

GENERAL EXPORTS

INDIAN MERCHANDISE

No. 11—continued

ARTICLES, AND COUNTRIES OF FINAL DESTINATION; ALSO SHARE OF EACH PROVINCE	QUANTITY					VALUE				
	1931-32	1932-33	1933-34	1934-35	1935-36	1931-32	1932-33	1933-34	1934-35	1935-36
Textiles—continued										
Wool—concluded										
MANUFACTURES—concluded										
Total value of Woollen manufactures—continued										
Canada—										
Via Atlantic Coast	—	—	—	—	—	1,16,760	73,562	2,47,515	3,42,715	3,37,105
" Pacific "	—	—	—	—	—	8,016	44,742	41,169	60,452	29,211
Commonwealth of Australia	—	—	—	—	—	20,251	75,408	55,107	96,879	1,55,888
New Zealand	—	—	—	—	—	9,485	12,841	6,946	18,825	25,940
Other British Possessions	—	—	—	—	—	8,046	193	9,544	5,799	9,707
TOTAL BRITISH EMPIRE	—	—	—	—	—	45,18,850	49,79,089	63,05,215	81,61,421	67,89,159
Sweden	—	—	—	—	—	2,978	2,841	18,801	5,032	2,620
Germany	—	—	—	—	—	7,759	8,722	2,862	1,205	14,442
Netherlands	—	—	—	—	—	7,361	18,695	23,484	560	2,065
Belgium	—	—	—	—	—	6,278	..	400	4,165	6,739
France	—	—	—	—	—	6,672	2,091	1,233	1,252	..
Italy (including Fiume)	—	—	—	—	—	6,194	1,640	2,890	10,364	10,549
Austria	—	—	—	—	—	..	24,009	..	420	..
Turkey, European	—	—	—	—	—	19,815	7,800	5,800	..	1,501
Syria	—	—	—	—	—	8,000
Mesopotamian Territory and Trust Oman	—	—	—	—	—	1,800	1,246	7,000	10,750	20,14
Other Native States in Arabi	—	—	—	—	—	2,000	3,929	7,450	11,450	20,60
Java	—	—	—	—	—	69,656	73,966	86,379	48,941	46,181
Egypt	—	—	—	—	—	670	11,180	3,000	1,000	1,191
United States of America—										
Via Atlantic Coast	—	—	—	—	—	11,00,868	11,35,574	7,79,118	6,83,615	9,96,781
" Pacific "	—	—	—	—	—	1,76,430	4,07,799	1,43,920	2,23,284	3,57,251
Panama (including Panama Canal Zone)	—	—	—	—	—	1,900	1,320	170	1,827	5,381
Hawaii	—	—	—	—	—	..	5,345	701
Other Foreign Countries	—	—	—	—	—	22,155	10,485	8,778	12,265	14,201
TOTAL FOREIGN COUNTRIES	—	—	—	—	—	14,36,005	18,01,447	10,94,337	10,16,190	15,00,661
Share of Bengal	—	—	—	—	—	49,21,203	46,47,539	54,22,459	69,77,293	55,49,561
" Bombay	—	—	—	—	—	7,93,645	8,99,072	3,02,145	2,41,762	10,13,911
" Sind	—	—	—	—	—	4,21,873	5,57,007	4,03,310	3,72,036	7,18,401
" Madras	—	—	—	—	—	6,93,284	6,77,448	7,59,005	5,30,224	10,02,321
" Burma	—	—	—	—	—	18,305	2,730	11,333	6,277	5,521
TOTAL	—	—	—	—	—	59,48,855	67,80,426	78,99,552	91,77,611	82,99,721
Total value of Wool and Woolens	—	—	—	—	—	3,36,78,405	1,77,78,421	2,72,37,068	2,19,27,868	2,92,55,851
OTHER TEXTILES—										
Raw (H. Q)—										
United Kingdom (including Channel Islands)	Cwts.	Cwts.	Cwts.	Cwts.	Cwts.	7,500	1,81,848	9,241
Germany	4,536	48,010
Netherlands	5,802	57,850
France	878	2,307	9,160	19,380	..
Belgium	1,607	12,600	..
Other Foreign Countries	2	..	90	300	..	500	..	3
TOTAL FOREIGN COUNTRIES	2	..	11,896	3,914	..	300	..	1,12,310	81,880	..
Share of Bengal	2	..	12,289	19,329	321	300	..	1,19,810	1,03,728	9,241

ARTICLES, AND COUNTRIES OF FINAL DESTINATION; ALSO SHARE OF EACH PROVINCE	QUANTITY					VALUE				
	1931-32	1932-33	1933-34	1934-35	1935-36	1931-32	1932-33	1933-34	1934-35	1935-36
Textiles—continued						R	R	R	R	R
Other Textiles—continued										
MANUFACTURED (III. T)—										
Ceylon (excluding Maldives)	—	—	—	—	—	8,85,024	2,34,433	2,808	2,41,528	5,43,598
Federated Malay States	—	—	—	—	—	8,019	955
Nigeria (including British Mandated Territory of Cameroons)	—	—	—	—	—	1,7280
Other British Possessions	—	—	—	—	—	9,820	3,588	86	2,682	12,765
TOTAL BRITISH EMPIRE	—	—	—	—	—	8,44,854	2,37,971	2,894	2,62,229	6,64,598
Java	—	—	—	—	—	800	2,840	16,003
United States of America— Via Atlantic Coast	—	—	—	—	—	7,322	9,909
“ Pacific ”	—	—	—	—	—	1,350
Other Foreign Countries	—	—	—	—	—	..	1,500	266	4,937	255
TOTAL FOREIGN COUNTRIES	—	—	—	—	—	800	1,500	266	14,549	27,517
Share of Bengal	—	—	—	—	—	..	600	791	501	1,142
“ Bombay ”	—	—	—	—	—	..	1,500	..	1,300	900
“ Madras ”	—	—	—	—	—	3,5654	2,37,371	3,289	2,64,770	5,90,245
“ Burma ”	—	—	—	—	—	307	23
TOTAL	—	—	—	—	—	3,45,654	2,39,471	4,160	2,66,778	6,92,115
Total value of Textile Raw Materials	—	—	—	—	—	39,04,09,927	31,86,16,084	41,22,84,708	48,03,34,084	50,92,37,935
Total value of Yarns and Textile Fabrics	—	—	—	—	—	27,40,83,377	25,76,87,685	24,39,12,370	25,18,36,061	27,35,48,142
Total value of Textiles, Raw and Manufactures	—	—	—	—	—	65,44,93,304	57,63,03,769	66,11,97,078	73,16,70,145	78,27,86,077
Tobacco—										
UNMANUFACTURED (L. J)—	Lbs.	Lbs.	Lbs.	Lbs.	Lbs.					
United Kingdom (including Channel Islands)	10,635,568	9,046,489	13,229,068	9,260,058	11,702,336	39,20,669	36,35,440	46,04,190	34,14,970	45,35,274
Irish Free State (c)	—	—	282,000	12,500	120,160	—	—	99,215	6,250	45,060
Aden and Dependencies	4,427,350	4,394,177	5,297,696	6,039,537	7,315,462	15,89,582	15,85,016	19,66,680	21,87,520	22,24,075
Ceylon (excluding Maldives)	151,302	80,720	314,968	275,474	197,951	39,586	20,220	62,143	82,068	54,136
Straits Settlements	1,555,399	800,867	1,166,769	1,236,386	1,071,961	6,16,628	3,00,314	3,87,066	3,72,566	3,50,540
Federated Malay States	735,650	386,321	511,961	689,039	677,882	3,04,778	1,53,855	1,50,638	2,06,650	1,92,677
Hongkong	2,649,514	423,496	711,840	1,185,913	536,600	2,32,390	38,383	55,067	65,279	30,706
British West India Islands (excluding Bahamas)	..	42,701	63,412	60,392	71,399	..	20,789	25,546	33,378	27,899
New Zealand	37,000	12,370
Other British Possessions	6,079	23,613	28,796	29,847	19,505	2,751	4,425	7,632	7,088	7,197
TOTAL BRITISH EMPIRE	20,150,962	18,903,284	21,661,480	18,780,191	21,740,808	67,00,684	57,57,942	74,48,227	68,75,769	74,79,934
U. S. S. E.—										
Pacific ports (in Asia)	..	237,120	61,560
Denmark	20,820	26,523	11,345	9,946
Germany	..	101,491	12,500	..	6,800	..	17,434	1,250	..	510
Netherlands	945,359	1,666,649	2,512,146	1,420,307	1,231,002	1,29,629	3,09,449	4,10,232	1,96,141	2,01,467
Belgium	118,318	24,188	267,265	82,325	7,750	28,125	5,783	58,555	19,964	1,795
Turkey, Asiatic	68,250	21,385	35,616	11,559	2,315	7,420
Makka Territory and Trucial Oman	30,992	35,996	14,392	19,712	9,912	2,908	11,732	1,365	1,741	895
Other Native States in Arabia	42,333	355,600	264,992	103,661	76,496	15,309	1,19,525	96,630	37,930	18,650
French Indo-China	66,474	..	2,240	31,350	..	1,123
China (excluding of Hongkong and Macao)	216,000	71,320	2,068	9,020	275	21,750	7,144	230	760	40
Japan	3,609,518	3,144,652	3,312,988	5,898,679	5,623,601	10,09,732	9,45,951	937,700	11,14,058	10,78,291
Egypt	11,692	37,311	4,368	13,992
Other Foreign Countries	59,156	4,094	483	13,700	175	11,818	1,058	105	4,724	112
TOTAL FOREIGN COUNTRIES	5,275,770	6,689,520	7,524,990	7,560,096	6,092,822	13,61,142	15,82,679	15,64,777	13,70,486	13,15,752

(a) Separately shown from 1933-34. Included in the "United Kingdom" up to 1932-33.

GENERAL EXPORTS

(724)

INDIAN MERCHANDISE

No. 11—continued

ARTICLES, AND COUNTRIES OF FINAL DESTINATION, ALSO SHARE OF EACH PROVINCE	QUANTITY					VALUE				
	1931-32	1932-33	1933-34	1934-35	1935-36	1931-32	1932-33	1933-34	1934-35	1935-36
	Lbs.	Lbs.	Lbs.	Lbs.	Lbs.	R	R	R	R	R
Tobacco—continued										
UNMANUFACTURED (L. J)— continued										
Share of Bengal	2,346,324	2,537,607	2,500,915	2,192,663	327,769	6,67,623	6,07,794	5,74,166	2,42,423	33,333
“ Bombay	4,238,679	4,376,307	5,035,310	6,024,942	7,335,352	15,78,314	17,88,789	20,57,169	22,08,243	22,40,601
“ Sind	30,992	6,580	14,192	21,000	2,912	2,903	862	1,326	1,265	399
“ Madras	14,624,910	12,221,094	12,350,085	16,322,174	20,026,691	62,15,466	46,71,778	61,62,340	50,65,138	63,32,604
“ Burma	3,725,727	1,142,316	1,235,268	1,722,503	992,004	5,97,420	2,71,693	2,18,118	2,32,547	1,21,695
TOTAL	25,426,632	20,802,804	20,206,470	26,249,237	28,742,623	80,61,726	72,40,821	90,12,004	77,55,255	87,05,086
MANUFACTURED—										
Signs (L. J)—										
United Kingdom (including Channel Islands)	24,375	29,266	34,133	37,144	42,700	32,259	36,091	47,514	47,126	61,456
Aden and Dependencies	2,495	3,900	4,769	4,552	5,252	2,939	5,239	6,088	6,726	8,531
Ceylon (excluding Maldives)	11,855	17,679	11,963	7,984	10,070	13,276	15,040	16,320	11,609	16,533
Straits Settlements	58,662	27,910	6,312	11,512	3,854	53,269	24,088	4,615	7,958	4,776
Other British Possessions	2,168	1,340	1,107	3,530	2,335	3,648	3,272	1,320	2,919	3,301
TOTAL BRITISH EMPIRE	99,555	80,504	58,304	64,772	69,311	1,10,591	83,786	76,367	76,386	94,569
Iraq	1,644	3,449	1,164	3,259	2,192	2,668	5,248	2,193	5,276	2,480
Other Foreign Countries	16,332	6,994	4,316	2,460	1,953	19,521	6,066	6,235	3,923	2,129
TOTAL FOREIGN COUNTRIES	17,976	10,443	5,980	5,719	4,145	22,189	11,314	8,428	9,204	4,609
Share of Bengal	300	7,395	695	2,927	280	379	1,827	1,147	1,070	243
“ Bombay	2,592	4,171	2,234	3,498	2,668	4,347	6,328	3,336	5,794	6,543
“ Sind	1,616	12	1,070	12
“ Madras	41,978	25,472	24,149	26,303	18,892	47,748	35,440	32,101	22,929	32,475
“ Burma	71,048	49,897	37,316	37,723	51,529	79,335	51,103	47,711	47,146	63,697
TOTAL	117,531	89,947	64,234	70,491	73,356	1,32,780	95,050	84,245	85,542	1,01,193
Cigarettes (L. J)—										
Ceylon (including Maldives)	121,439	75,161	140,962	202,708	227,056	1,19,675	66,536	1,12,726	1,00,498	1,93,793
Straits Settlements	92,998	76,734	44,456	18,554	15,396	66,401	55,895	31,995	14,305	10,110
Federated Malay States	86,853	101,505	68,323	77,737	82,785	70,208	82,252	68,156	72,168	78,078
Kanjar and Pemba	7,273	6,860	2,543	1,441	915	5,150	4,860	2,400	1,750	1,600
Other British Possessions	4,300	3,933	1,370	2,245	1,441	4,100	2,958	1,437	1,749	1,622
TOTAL BRITISH EMPIRE	312,902	264,193	257,554	302,735	322,403	2,65,594	2,12,291	2,12,708	2,50,465	2,85,193
TOTAL FOREIGN COUNTRIES	..	168	96	768	82	..	60	41	557	115
Share of Bengal	772	..	96	1,050	..	41
“ Bombay	7,592	7,413	2,130	3,611	3,235	6,025	6,778	4,125	5,092	5,925
“ Sind	768	557	..
“ Madras	301,401	256,943	264,424	300,124	322,340	2,57,794	2,06,873	2,08,578	2,45,464	2,79,353
“ Burma	3,133	725
TOTAL	312,902	264,361	257,650	304,503	322,675	2,65,594	2,12,351	2,12,804	2,51,022	2,85,278

No. 11—continued

ARTICLES, AND COUNTRIES OF FINAL DESTINATION; ALSO SHARE OF EACH PROVINCE	QUANTITY					VALUE				
	1931-32	1932-33	1933-34	1934-35	1935-36	1931-32	1932-33	1933-34	1934-35	1935-36
Tobacco—continued										
MANUFACTURED—continued										
Other sorts (I. J.)—	Lbs.	Lbs.	Lbs.	Lbs.	Lbs.	R	R	R	R	R
Ceylon (excluding Maldives)	42,024	13,748	37,967	18,117	5,937	8,155	2,700	6,933	8,211	1,517
Maldives	252,423	291,536	300,720	440,571	272,352	30,745	35,200	37,684	68,545	27,800
Straits Settlements	5,616	3,346	6,912	14,269	3,168	5,049	2,559	2,479	3,509	1,694
Other British Possessions	6,132	8,703	16,149	35,995	27,456	2,231	3,089	4,757	3,225	5,033
TOTAL BRITISH EMPIRE	306,300	317,423	361,748	508,952	309,413	46,180	43,548	51,958	78,490	35,563
Netherlands	78,500	58,100	6,937	5,774
Mascat Territory and Trucial Oman	21,749	14,680	14,107	18,603	11,752	11,544	8,311	7,133	7,122	6,233
Other Native States in Arabia	33,741	36,066	45,364	46,842	70,422	7,330	7,030	7,136	7,691	11,330
Java	9,330	5,393	2,953	3,330	2,624	5,250	3,300	1,735	2,420	1,600
Japan	23,184	36	..	7,360	123	..
Other Foreign Countries	9,980	1,976	7,435	1,533	1,230	4,655	445	1,307	803	445
TOTAL FOREIGN COUNTRIES	97,984	58,115	69,748	143,851	144,123	36,139	19,036	17,361	25,051	35,433
Share of Bengal	379,792	361,443	412,666	629,953	443,426	65,529	52,335	56,786	89,067	63,336
.. Bombay	303	1,477	723	1,033	396	313	741	757	576	320
.. Sind	13,733	10,920	10,351	3,939	9,162	9,924	7,374	6,934	5,430	6,273
.. Madras	1,334	1,313	7,661	12,330	1,567	1,360	1,444	4,697	3,410	1,616
.. Burma	9,723	480	30	4,734	340	20
TOTAL	404,184	375,538	431,496	662,303	453,541	82,369	62,634	69,214	98,541	61,045
Total Tobacco—	Lbs.	Lbs.	Lbs.	Lbs.	Lbs.					
United Kingdom (including Channel Islands)	10,650,072	9,075,810	13,333,868	9,297,349	11,745,175	89,33,056	36,71,674	47,42,489	34,62,212	45,97,233
Irish Free State (a)	—	—	232,000	12,500	120,160	—	—	99,215	6,250	45,060
Aden and Dependencies	4,432,934	4,402,675	5,408,939	6,075,153	7,336,820	15,93,258	15,91,051	19,74,570	21,95,931	22,34,631
Ceylon (excluding Maldives)	326,664	137,303	405,330	505,233	441,914	1,74,692	1,04,502	1,99,121	2,57,336	2,65,979
Maldives	259,213	313,374	320,668	463,305	273,320	34,975	40,350	41,946	66,948	33,535
Straits Settlements	1,712,670	903,757	1,224,449	1,280,721	1,099,379	7,46,547	3,82,356	4,26,155	3,98,333	3,67,120
Federated Malay States	822,339	487,726	531,396	766,376	760,217	2,75,156	2,35,607	2,15,074	2,75,313	2,70,305
Hongkong	2,349,514	423,533	711,900	1,185,933	536,600	2,32,390	33,425	55,127	65,351	90,706
Zanzibar and Pemba	9,530	9,757	4,904	5,565	3,609	5,230	6,764	3,700	3,806	5,176
British West India Islands (excluding Bahamas)	42,333	63,413	60,392	71,423	..	21,089	25,546	36,373	27,933
New Zealand	60	212	33,152	206	116	13,227
Other British Possessions	6,013	5,623	13,622	13,311	25,154	6,329	5,193	6,267	7,735	10,730
TOTAL BRITISH EMPIRE	20,369,519	15,365,404	22,359,036	19,666,650	22,456,923	71,22,949	60,97,517	77,89,210	67,76,032	73,95,249
U. S. S. S.—										
Pacific ports (in Asia)	237,120	61,560
Denmark	31,230	26,707	15,397	10,106
Germany	101,531	12,500	..	6,300	..	17,444	1,250	..	510
Netherlands	947,071	1,666,693	3,514,817	1,494,054	1,239,133	1,31,333	3,99,513	4,12,799	2,03,443	2,07,333
Belgium	113,313	24,133	397,265	33,325	7,750	23,125	5,735	53,555	19,364	1,795
Turkey, Asiatic	63,360	31,435	35,716	410	..	11,762	2,445	7,959	152	..
Iraq	2,933	3,443	1,347	3,495	2,192	3,023	5,243	2,693	5,476	3,430
Mascat Territory and Trucial Oman	34,337	50,373	23,313	39,033	21,746	15,517	20,093	8,763	9,420	7,233
Other Native States in Arabia	76,374	392,336	310,326	151,003	146,913	23,770	1,23,265	1,04,616	46,321	30,030
Java	12,465	5,619	2,952	3,330	2,724	3,299	3,420	1,735	2,420	1,637
Siam	20,503	2,500	353	2,543	651	10,504	1,516	427	1,130	173
French Indo-China	67,099	533	2,240	32,475	430	1,120
China (exclusive of Hongkong and Macao)	216,000	72,273	2,531	9,563	527	21,750	7,599	535	1,506	365

(a) Separately shown from 1933-34. Included in the "United Kingdom" up to 1932-33.

GENERAL EXPORTS

(726)

INDIAN MERCHANDISE

No. 11—continued

ARTICLES, AND COUNTRIES OF FINAL DESTINATION; ALSO SHARE OF EACH PROVINCE	QUANTITY					VALUE				
	1931-32	1932-33	1933-34	1934-35	1935-36	1931-32	1932-33	1933-34	1934-35	1935-36
Tobacco—continued						R	R	R	R	R
<i>Total Tobacco—continued</i>	Lbs.	Lbs.	Lbs.	Lbs.	Lbs.					
Japan	3,722,702	3,144,058	3,313,084	5,898,717	5,623,601	11,04,142	9,45,951	9,87,840	11,14,181	10,78,291
Egypt	402	2,746	453	12,433	38,078	763	2,747	576	5,695	15,267
Other Foreign Countries	53,366	3,231	3,117	12,478	1,502	12,100	1,337	2,138	4,690	1,773
TOTAL FOREIGN COUNTRIES	5,301,730	5,757,240	7,000,814	7,710,434	7,141,177	14,10,520	16,18,830	15,90,657	14,14,208	13,47,058
<i>Share of Bengal</i>	<i>3,927,133</i>	<i>2,956,446</i>	<i>2,914,272</i>	<i>2,325,637</i>	<i>770,475</i>	<i>7,34,531</i>	<i>6,62,436</i>	<i>6,32,079</i>	<i>3,34,164</i>	<i>37,367</i>
" <i>Bombay</i>	<i>4,369,187</i>	<i>4,833,368</i>	<i>5,911,392</i>	<i>6,033,023</i>	<i>7,391,541</i>	<i>15,33,993</i>	<i>13,01,936</i>	<i>20,65,937</i>	<i>22,17,613</i>	<i>22,61,539</i>
" <i>Sind</i>	<i>45,351</i>	<i>17,512</i>	<i>24,743</i>	<i>30,757</i>	<i>19,074</i>	<i>13,397</i>	<i>3,343</i>	<i>3,369</i>	<i>7,903</i>	<i>6,363</i>
" <i>Madras</i>	<i>14,369,913</i>	<i>12,667,732</i>	<i>20,136,219</i>	<i>16,667,431</i>	<i>20,372,430</i>	<i>55,92,822</i>	<i>49,15,235</i>	<i>64,07,536</i>	<i>63,44,939</i>	<i>68,51,933</i>
" <i>Burma</i>	<i>3,809,630</i>	<i>1,192,693</i>	<i>1,272,674</i>	<i>1,320,298</i>	<i>1,044,530</i>	<i>6,32,165</i>	<i>3,23,001</i>	<i>2,65,346</i>	<i>2,35,692</i>	<i>2,45,396</i>
TOTAL	26,261,249	21,622,650	29,953,900	27,377,034	29,593,100	85,42,469	77,10,350	93,79,367	31,90,360	92,43,207
Toys and requisites for games and sports, including fishing tackle (other than firearms) (III U)—										
United Kingdom (including Channel Islands)	—	—	—	—	—	63,067	34,639	1,05,216	2,17,473	3,02,516
Ceylon (excluding Maldives)	—	—	—	—	—	11,250	12,109	12,253	22,575	16,051
Straits Settlements	—	—	—	—	—	4,647	5,323	6,560	6,263	11,135
Union of South Africa	—	—	—	—	—	24,154	38,052	43,332	43,896	33,056
Kenya Colony	—	—	—	—	—	..	3,194	4,332	5,909	5,979
Canada—										
<i>Vid Atlantic Coast</i>	—	—	—	—	—	1,431	1,473	1,943	233	..
" <i>Pacific "</i>	—	—	—	—	—	2,375	2,177	4,655	4,092	5,330
British West India Islands (excluding Bahamas)	—	—	—	—	—	3,371	4,371	5,776	11,322	7,459
Commonwealth of Australia	—	—	—	—	—	51,793	23,034	40,413	31,931	35,326
New Zealand	—	—	—	—	—	13,403	13,231	31,773	37,323	45,033
Other British Possessions	—	—	—	—	—	15,130	15,130	7,577	13,932	15,437
TOTAL BRITISH EMPIRE	—	—	—	—	—	1,91,760	1,63,235	2,64,934	4,00,609	5,27,942
Sweden	—	—	—	—	—	2,405	13,931	66,994	32,795	26,169
Norway	—	—	—	—	—	3,369	3,020	7,173	3,942	4,752
Germany	—	—	—	—	—	5,430	1,833	4,643	3,260	441
Netherlands	—	—	—	—	—	2,405	5,452	12,647	13,333	16,443
France	—	—	—	—	—	7,653	1,214	313	1,113	1,296
Italy (including Fiume)	—	—	—	—	—	1,630	1,701	4,332	2,130	6,503
Iraq	—	—	—	—	—	2,935	3,230	3,661	1,554	5,157
Java	—	—	—	—	—	1,133	6,337	6,315	3,916	4,399
Philippines	—	—	—	—	—	6,227	460	314	691	6,075
Egypt	—	—	—	—	—	3,637	3,304	5,533	1,503	3,153
Portuguese East Africa	—	—	—	—	—	4,439	11,393	14,031	20,214	7,232
United States of America—										
<i>Vid Atlantic Coast</i>	—	—	—	—	—	46,340	55,415	32,469	33,034	55,507
" <i>Pacific "</i>	—	—	—	—	—	33,331	43,332	39,340	30,930	61,622
Argentine Republic (including the Atlantic Coast of Patagonia)	—	—	—	—	—	7,347	2,661	3,713	3,325	6,434
Other Foreign Countries	—	—	—	—	—	7,306	9,216	17,059	13,593	21,902
TOTAL FOREIGN COUNTRIES	—	—	—	—	—	1,40,233	1,68,604	2,69,133	1,35,533	2,27,094
<i>Share of Bengal</i>	<i>—</i>	<i>—</i>	<i>—</i>	<i>—</i>	<i>—</i>	<i>1,79,399</i>	<i>1,43,363</i>	<i>1,65,779</i>	<i>1,64,343</i>	<i>1,76,332</i>
" <i>Bombay</i>	<i>—</i>	<i>—</i>	<i>—</i>	<i>—</i>	<i>—</i>	<i>90,165</i>	<i>1,37,006</i>	<i>2,13,019</i>	<i>2,03,536</i>	<i>2,03,305</i>
" <i>Sind</i>	<i>—</i>	<i>—</i>	<i>—</i>	<i>—</i>	<i>—</i>	<i>54,139</i>	<i>43,492</i>	<i>1,43,362</i>	<i>2,05,943</i>	<i>3,53,332</i>
" <i>Madras</i>	<i>—</i>	<i>—</i>	<i>—</i>	<i>—</i>	<i>—</i>	<i>3,274</i>	<i>7,601</i>	<i>7,533</i>	<i>13,140</i>	<i>13,519</i>
" <i>Burma</i>	<i>—</i>	<i>—</i>	<i>—</i>	<i>—</i>	<i>—</i>	<i>135</i>	<i>527</i>	<i>322</i>	<i>173</i>	<i>293</i>
TOTAL	—	—	—	—	—	3,31,993	3,31,339	3,34,067	3,36,142	7,55,036

No. 11—continued

ARTICLES, AND COUNTRIES OF FINAL DESTINATION; ALSO SHARE OF EACH PROVINCE	QUANTITY					VALUE				
	1931-32	1932-33	1933-34	1934-35	1935-36	1931-32	1932-33	1933-34	1934-35	1935-36
Umbrella, including Parasols and Sunshades (III. U)—	No.	No.	No.	No.	No.	Rs.	Rs.	Rs.	Rs.	Rs.
Ceylon (excluding Maldives)	30,569	490	128	108	169	37,454	725	518	200	259
Straits Settlements	6,672	6,144	5,887	6,606	1,500	8,284	7,495	4,552	5,158	1,850
Mauritius and Dependencies	7,500	900	4,478	5,468	5,760	9,400	1,125	6,158	5,834	5,848
Other British Possessions	5,258	4,059	5,740	4,934	7,199	8,995	5,951	7,866	6,608	9,868
TOTAL BRITISH EMPIRE	51,019	11,598	18,181	17,116	14,628	64,138	15,196	19,089	17,860	16,820
TOTAL FOREIGN COUNTRIES	2,085	3,710	2,635	1,142	2,502	3,434	6,291	5,498	2,024	8,423
Share of Bengal	43,994	9,568	13,356	13,383	3,785	53,094	11,560	14,006	13,116	8,043
" <i>Bombay</i>	<i>7,373</i>	<i>5,057</i>	<i>5,039</i>	<i>4,639</i>	<i>3,631</i>	<i>10,327</i>	<i>3,935</i>	<i>9,635</i>	<i>6,395</i>	<i>11,605</i>
" <i>Sind</i>	<i>..</i>	<i>..</i>	<i>..</i>	<i>30</i>	<i>30</i>	<i>..</i>	<i>..</i>	<i>..</i>	<i>30</i>	<i>30</i>
" <i>Madras</i>	<i>1,190</i>	<i>490</i>	<i>..</i>	<i>..</i>	<i>34</i>	<i>2,917</i>	<i>735</i>	<i>..</i>	<i>..</i>	<i>90</i>
" <i>Burma</i>	<i>1,712</i>	<i>190</i>	<i>371</i>	<i>216</i>	<i>200</i>	<i>2,699</i>	<i>377</i>	<i>944</i>	<i>343</i>	<i>215</i>
TOTAL	53,105	15,303	18,810	18,258	17,130	67,567	21,487	24,585	19,384	20,243
Vehicles (excluding Locomotives, etc., for Railways)—	No.	No.	No.	No.	No.	Rs.	Rs.	Rs.	Rs.	Rs.
Carriages and carts (III. O)—	No.	No.	No.	No.	No.	Rs.	Rs.	Rs.	Rs.	Rs.
Ceylon (excluding Maldives)	..	2	1	1	5,100	325	150	..
Other British Possessions	4	..	30	1	16	685	..	2,940	400	735
TOTAL BRITISH EMPIRE	4	2	31	2	16	685	5,100	3,265	650	735
TOTAL FOREIGN COUNTRIES	5	1	8	15	18	2,000	800	1,200	2,133	1,731
Share of Bengal	1	325
" <i>Bombay</i>	<i>7</i>	<i>..</i>	<i>37</i>	<i>14</i>	<i>29</i>	<i>3,690</i>	<i>..</i>	<i>3,940</i>	<i>2,586</i>	<i>1,731</i>
" <i>Sind</i>	<i>..</i>	<i>1</i>	<i>1</i>	<i>..</i>	<i>5</i>	<i>..</i>	<i>300</i>	<i>200</i>	<i>..</i>	<i>745</i>
" <i>Madras</i>	<i>3</i>	<i>2</i>	<i>..</i>	<i>..</i>	<i>..</i>	<i>25</i>	<i>5,100</i>	<i>..</i>	<i>..</i>	<i>..</i>
" <i>Burma</i>	<i>..</i>	<i>..</i>	<i>..</i>	<i>3</i>	<i>..</i>	<i>..</i>	<i>..</i>	<i>..</i>	<i>120</i>	<i>..</i>
TOTAL	9	3	39	17	34	2,635	5,400	4,465	2,686	2,466
Parts of carriages and carts (III. O)—	Rs.	Rs.	Rs.	Rs.	Rs.	Rs.	Rs.	Rs.	Rs.	Rs.
TOTAL BRITISH EMPIRE	225	250	1,065	1,142	3,160
TOTAL FOREIGN COUNTRIES	150	900
Share of Bengal	100	300	300	437
" <i>Bombay</i>	<i>..</i>	<i>..</i>	<i>..</i>	<i>..</i>	<i>..</i>	<i>175</i>	<i>150</i>	<i>708</i>	<i>916</i>	<i>3,179</i>
" <i>Sind</i>	<i>..</i>	<i>..</i>	<i>..</i>	<i>..</i>	<i>..</i>	<i>..</i>	<i>..</i>	<i>..</i>	<i>150</i>	<i>500</i>
" <i>Madras</i>	<i>..</i>	<i>..</i>	<i>..</i>	<i>..</i>	<i>..</i>	<i>50</i>	<i>..</i>	<i>..</i>	<i>..</i>	<i>..</i>
" <i>Burma</i>	<i>..</i>	<i>..</i>	<i>..</i>	<i>..</i>	<i>..</i>	<i>..</i>	<i>..</i>	<i>..</i>	<i>..</i>	<i>250</i>
TOTAL	225	250	1,065	1,206	4,360

GENERAL EXPORTS

(728)

INDIAN MERCHANDISE

No. 11—continued

ARTICLES, AND COUNTRIES OF FINAL DESTINATION; ALSO SHARE OF EACH PROVINCE	QUANTITY					VALUE				
	1931-32	1932-33	1933-34	1934-35	1935-36	1931-32	1932-33	1933-34	1934-35	1935-36
Vehicles (excluding Locomotives, etc., for Railways) continued.						R	R	R	R	R
<i>Ships, parts of (including Launches and Boats) (III. O)—</i>										
Ceylon (excluding Maldives)	—	—	—	—	—	779	30,000	850	70	1,400
Other British Possessions	—	—	—	—	—	558	2,680	780	1,078	1,689
TOTAL BRITISH EMPIRE	—	—	—	—	—	1,331	32,680	1,630	1,748	3,089
TOTAL FOREIGN COUNTRIES	—	—	—	—	—	1,780	4,850	1,385	3,550	3,025
<i>Share of Bengal</i>	—	—	—	—	—	200
<i>" Bombay</i>	—	—	—	—	—	1,175	5	..
<i>" Sind</i>	—	—	—	—	—	40	..
<i>" Madras</i>	—	—	—	—	—	1,836	7,030	2,555	5,918	4,481
<i>" Burma</i>	—	—	—	—	—	..	30,900	..	335	1,400
TOTAL	—	—	—	—	—	3,061	37,030	2,955	5,398	6,081
<i>Other kinds (III. O)—</i>										
Aden and Dependencies	—	—	—	—	—	42,770
Other British Possessions	—	—	—	—	—	74	300	340
TOTAL BRITISH EMPIRE	—	—	—	—	—	74	300	43,110
TOTAL FOREIGN COUNTRIES	—	—	—	—	—	443	300	300
<i>Share of Bengal</i>	—	—	—	—	—	443
<i>" Bombay</i>	—	—	—	—	—	42,370
<i>" Madras</i>	—	—	—	—	—	74	300	340
TOTAL	—	—	—	—	—	517	600	43,710
Total value of vehicles, etc.	—	—	—	—	—	6,488	42,530	5,485	9,980	56,820
Wax of all kinds, other than Paraffin wax (excluding candles) (II. L)—										
United Kingdom (including Channel Islands)	398	705	734	1,040	1,041	37,663	51,071	42,100	1,05,676	1,16,687
Ceylon (excluding Maldives)	240	331	204	167	332	18,787	16,597	9,807	8,374	12,247
Straits Settlements	60	134	327	577	312	4,011	7,035	11,736	27,205	10,237
Hongkong	635	207	97	228	336	32,685	9,740	3,285	8,150	16,120
Other British Possessions	172	154	45	..	36	4,165	3,557	1,150	..	1,670
TOTAL BRITISH EMPIRE	1,490	1,581	1,407	2,010	2,047	82,401	88,990	68,078	1,49,903	1,72,951
Japan	3,000	9,989	12	62,007	2,09,402	300
Other Foreign Countries	7	95	72	173	201	290	5,000	3,374	5,495	6,862
TOTAL FOREIGN COUNTRIES	3,007	10,084	84	173	201	62,297	2,14,402	3,784	5,495	6,862

No. 11—continued

ARTICLES, AND COUNTRIES OF FINAL DESTINATION; ALSO SHARE OF EACH PROVINCE	QUANTITY					VALUE				
	1931-32	1932-33	1933-34	1934-35	1935-36	1931-32	1932-33	1933-34	1934-35	1935-36
						₹	₹	₹	₹	₹
Wax of all kinds other than Paraffin wax (excluding Can- dles) (H. L.)—continued										
	Cwts.	Cwts.	Cwts.	Cwts.	Cwts.					
Share of Bengal	1,205	1,248	1,249	2,617	2,264	75,280	82,355	69,757	1,31,534	1,27,368
" Bombay	0	..	3	318	553	330	..	165	16,557	33,936
" Sind	0	3	80	..	100	250	244	4,710	..	7,250
" Madras	30	44	26	31	62	1,533	3,237	2,521	1,395	2,314
" Burma	2,960	10,360	133	117	169	68,325	2,17,516	4,659	5,914	7,895
TOTAL	4,497	11,645	1,491	3,083	3,148	1,45,668	8,03,352	71,812	1,55,400	1,79,818
Wood and Timber—										
TIMBER, other than RAILWAY SLEEPERS—										
Teak wood (H. B.)—	Cubic tons	Cubic tons	Cubic tons	Cubic tons	Cubic tons					
United Kingdom (including Channel Islands)	12,621	11,756	16,631	29,352	39,285	24,25,522	28,26,738	39,23,878	61,86,003	76,41,719
Irish Free States (a)	—	—	..	37	179	—	—	..	7,155	32,805
Malta and Gozo	101	15,814
Palestine	97	15	23,406	3,315	..
Aden and Dependencies	16	24	54	65	52	6,130	3,507	5,874	10,583	10,305
Bahrain Islands	15	21	43	41	50	4,390	5,142	7,570	3,367	16,020
Ceylon (excluding Maldives)	1,431	952	621	949	1,524	1,26,891	1,47,565	84,868	1,35,952	1,04,702
Straits Settlements	55	27	16	21	23	3,548	4,437	2,133	4,364	3,333
Hongkong	75	58	12	21	..	5,059	7,275	1,843	2,688	..
Union of South Africa	1,921	699	3,656	3,630	3,695	5,25,585	1,71,319	9,05,758	7,87,293	6,61,997
Zanzibar and Pemba	147	140	42	165	192	26,304	21,733	6,769	25,308	22,259
Kenya Colony	161	131	154	114	204	35,396	20,627	22,085	34,765	37,652
Mauritius and Dependencies	693	240	646	371	337	1,04,327	32,650	69,023	47,080	1,01,864
Commonwealth of Australia	53	37	217	135	171	15,943	22,143	54,445	88,013	87,932
New Zealand	23	9	7	8	29	7,146	2,333	2,135	1,337	7,411
Other British Possessions	32	13	27	29	47	3,220	1,373	3,390	4,533	4,300
TOTAL BRITISH EMPIRE	17,443	14,162	22,223	34,953	46,524	43,58,461	32,77,712	51,20,637	72,72,821	87,78,753
Norway	15	34	11	20	31	2,700	15,005	3,043	4,600	12,332
Sweden	20	35	67	177	377	8,000	8,568	17,519	43,568	1,13,309
Denmark	39	43	78	129	376	11,700	13,105	16,353	31,320	36,541
Germany	94	249	1,239	2,321	4,587	26,696	67,298	3,19,806	5,65,457	10,40,232
Netherlands	910	435	425	508	451	2,43,313	1,02,433	70,112	39,436	33,266
Belgium	252	517	508	209	310	59,923	1,20,307	1,00,913	60,356	1,53,564
France	40	25	7	103	123	12,000	5,557	1,660	22,105	24,010
Spain	35	30	..	9,459	4,556
Italy (including Fiume)	676	293	..	396	194	2,25,709	30,472	..	93,679	42,933
Yugo-Slavia (Kingdom of the Serbs, Croats and Slovenes)	42	2,925
Greece (including Crete)	23	20	5,433	2,213
Turkey, Asiatic	64	46	3,735	5,300
Syria	129	14	33,926	4,747	..
Nat ves States in Arabia other than Muscat Territory and Trucial Oman	32	63	46	104	46	1,326	6,770	5,110	3,384	3,600
Iraq	333	637	857	967	1,019	61,053	1,22,517	1,33,644	1,95,571	1,78,564
Iran	16	7	40	325	249	4,333	1,239	10,746	33,113	61,932
China (exclusive of Hong- kong and Macao)	5	..	376	1	..	809	..	27,929	232
Japan	15	40	31	4,600	10,730	7,301
Egypt	20	67	219	371	474	5,699	16,611	52,996	32,903	1,03,520
Portuguese East Africa	483	392	321	737	2,023	1,33,750	39,535	69,734	1,29,006	3,26,793
United States of America— Via Atlantic Coast	1,452	136	496	668	421	4,39,345	56,172	1,07,284	1,43,372	1,03,939
" Pacific "	251	6	31	433	43	25,453	1,800	9,274	1,31,006	12,333
Hawaii	101	21,612	..
Other Foreign Countries	13	17	46	60	34	1,373	1,393	3,504	5,665	11,644
TOTAL FOREIGN COUNTRIES	4,670	3,186	4,515	8,154	11,713	13,02,894	7,40,331	10,10,024	17,68,402	23,93,723

(a) Separately shown from 1933-34. Included in the "United Kingdom" up to 1932-33.

GENERAL EXPORTS

(730)

INDIAN MERCHANDISE

No. 11—continued

ARTICLES, AND COUNTRIES OF FINAL DESTINATION; ALSO SHARE OF EACH PROVINCE	QUANTITY					VALUE				
	1931-32	1932-33	1933-34	1934-35	1935-36	1931-32	1932-33	1933-34	1934-35	1935-36
						R	R	R	R	R
Wood and Timber—continued										
TIMBER, other than RAILWAY SLEEPERS—continued										
Teak wood (I.I. R)—continued	Cubic tons	Cubic tons	Cubic tons	Cubic tons	Cubic tons					
Share of Bengal	276	113	7	10	21	39,368	12,103	1,600	1,430	2,368
" Bombay	1,191	939	1,417	1,348	1,493	1,79,095	1,39,342	2,13,673	2,07,709	2,30,163
" Sind	2	1	26	1	3	409	437	7,164	466	340
" Madras	79	169	164	322	224	3,341	23,762	15,340	24,804	21,336
" Burma	20,649	16,035	25,134	40,323	66,441	54,41,144	37,91,744	57,93,084	36,47,114	1,09,66,276
TOTAL	22,113	17,348	25,738	43,107	68,242	53,61,315	40,19,093	61,30,661	90,41,223	1,11,72,431
Teak Keys (I.I. R)—	Tons	Tons	Tons	Tons	Tons					
United Kingdom (including Channel Islands)	2,677	3,033	3,535	4,136	4,893	4,50,030	4,28,493	5,15,911	6,13,090	7,23,499
United States of America— Via Atlantic Coast	1	60	..
Share of Bombay	1	60	..
" Burma	2,677	3,033	3,535	4,136	4,893	4,50,030	4,28,493	5,15,311	6,13,030	7,23,499
TOTAL	2,677	3,033	3,535	4,137	4,893	4,50,030	4,28,493	5,15,311	6,13,150	7,23,499
Wood—										
Pine-wood (I.I. R)—	Tons	Tons	Tons	Tons	Tons					
TOTAL BRITISH EMPIRE	6	20	20	1	12	325	185	80	6	32
Native States in Arabia other than Maskat Territory and Trucial Oman	214	408	219	131	56	4,984	7,113	3,311	2,397	345
Other Foreign Countries	12	3	..
TOTAL FOREIGN COUNTRIES	214	408	219	131	56	4,946	7,113	3,311	2,405	326
Share of Bengal	1	209
" Sind	214	408	219	131	56	4,746	7,113	3,311	2,405	325
" Madras	5	20	..	1	12	25	166	..	6	32
" Burma	20	30
TOTAL	220	428	239	132	68	5,271	7,276	3,391	2,411	307
Hardwood (other than teak)(I.I.R.) —(a)			Cubic tons	Cubic tons	Cubic tons					
United Kingdom (including Channel Islands)	523	643	972	63,012	65,533	1,03,373
Union of South Africa	7	10	66	600	300	6,500
Other British Possessions	5	42	13	449	6,014	1,200
TOTAL BRITISH EMPIRE	535	695	1,051	64,061	70,852	1,11,173
Iraq	62	29	6,150	2,141	..
Other Foreign Countries	26	14	14	4,784	1,546	2,637
TOTAL FOREIGN COUNTRIES	88	43	14	10,934	3,687	2,637
Share of Bombay	23	3	7,399	1,026	..
" Madras	109	33	32,739	4,347	..
" Burma	445	699	1,064	45,723	63,166	1,13,439
TOTAL	628	788	1,064	75,845	74,089	1,13,859
Sandalwood (I.I. R)—	Tons	Tons	Tons	Tons	Tons					
United Kingdom (including Channel Islands)	89	60	204	32	37	1,26,636	34,150	5,14,163	30,536	42,276
Aden and dependencies	4	1	4	4	6	6,439	3,171	3,250	3,523	3,930
Straits Settlements	41	2	2	76,070	4,035	250	1,437	2,032
Hongkong	13	13	9	8	10	22,214	17,322	14,437	13,300	13,200
Anglo-Egyptian Sudan	37	33	49	53	66	63,837	48,651	53,950	56,635	65,005
Other British Possessions	2	1	..	7	2,444	3,377	2,909	2,156	3,673
TOTAL BRITISH EMPIRE	184	116	327	97	127	2,37,230	1,61,206	3,86,909	1,16,669	1,56,206

(a) Separately recorded from 1933-34.

No. 11—continued

ARTICLES, AND COUNTRIES OF FINAL DESTINATION; ALSO SHARE OF EACH PROVINCE	QUANTITY					VALUE				
	1981-82	1982-88	1983-84	1984-85	1985-86	1981-82	1982-88	1983-84	1984-85	1985-86
	Tons	Tons	Tons	Tons	Tons	R	R	R	R	R
Wood and Timber—continued										
Wood—continued										
Sandal wood (II. B)—continued										
Germany	13	15	13,850	21,000
France	6	14	2	4	6	13,100	22,404	3,075	4,400	6,600
Iraq	10	7	..	3,258
China (exclusive of Hong- kong and Macao)	46	41	85	61	30	56,025	71,980	1,25,766	24,772	42,690
Japan	34	57	123	96	112	68,378	81,278	1,28,710	1,01,704	1,21,777
Egypt	5	9	9	3	5	5,498	3,723	11,705	6,450	5,650
United States of America— Via Atlantic Coast	569	170	422	413	569	8,50,339	2,67,496	5,63,345	4,72,669	5,78,090
Other Foreign Countries	2	5	2	3	3,340	2,770	7,605	4,762	6,070
TOTAL FOREIGN COUNTRIES	600	305	661	575	735	10,00,680	4,70,451	8,61,213	6,85,047	7,69,135
Share of Bengal	319	40
“ Bombay	292	211	292	271	375	3,75,357	2,95,930	3,64,736	3,32,919	4,58,634
“ Madras	493	210	696	404	436	9,12,237	3,45,622	3,85,946	4,67,380	4,33,379
“ Burma	3	27	35	340	1,437	2,328
TOTAL	784	481	988	675	802	12,37,970	6,40,717	12,50,122	8,01,736	9,25,241
OTHER KINDS OF WOOD AND TIMBER (II. B)—										
United Kingdom (including Channel Islands)	1,72,221	1,45,800	20,885	23,311	22,654
Aden and Dependencies	1,712	23,236	4,166	8,847	4,600
Bahrain Islands	5,070	185	3,811	1,162	4,401
Ceylon (excluding Maldives)	9,570	2,222	3,033	6,864	8,443
Maldives	10,938	2,840	1,845	3,188	4,113
Other British Possessions	11,693	7,479	3,177	4,270	1,242
TOTAL BRITISH EMPIRE	2,11,204	1,89,172	26,372	42,632	45,459
Germany	3,710	2,005	5,121	3,560	14,235
France	29,778	51,444	79,029	2,35,678
Italy (including Rome)	7,347	31,523	95,685	1,04,161	24,327
Turkey, Asiatic	1,135	..	20,822	21,798
Mesopotamian Territory and Trucial Oman	2,205	7,122	4,986	7,778	7,826
Other Native States in Arabia	3,229	19,912	14,295	14,568	8,004
Iraq	21,986	62,123	20,750	45,421	27,052
Iran	2,680	4,639	3,592	31,433	9,118
Japan	1,500	2,032	..	3,792	..
United States of America— Via Atlantic Coast	8,957	3	11,640	10,938	9,040
“ Pacific “	320	..
Other Foreign Countries	3,525	1,822	1,762	2,905	5,192
TOTAL FOREIGN COUNTRIES	65,989	1,62,154	2,09,275	3,30,178	3,62,270
Share of Bengal	1,05,513	25,556	7,452	9,378	16,255
“ Bombay	16,451	26,632	10,389	59,243	14,499
“ Sind	1,511	31,515	89,978	32,744	13,133
“ Madras	55,938	1,72,684	1,44,441	2,68,920	2,53,060
“ Burma	25,488	1,14,776	1,337	3,025	732
TOTAL	2,76,298	3,45,326	2,45,647	3,72,810	4,07,723

GENERAL EXPORTS

(732)

INDIAN MERCHANDISE

No. 11—continued

ARTICLES, AND COUNTRIES OF FINAL DESTINATION; ALSO SHARE OF EACH PROVINCE	QUANTITY					VALUE				
	1931-32	1932-33	1933-34	1934-35	1935-36	1931-32	1932-33	1933-34	1934-35	1935-36
Wood and Timber—continued						R	R	R	R	R
MANUFACTURES OF WOOD, other than FURNITURE AND CARPENTRY (ILL. G)—										
United Kingdom (including Channel Islands)	—	—	—	—	—	65,384	33,018	17,780	8,291	9,816
Gibraltar	—	—	—	—	—	4,525	8,128	1,325	1,275	850
Palestine	—	—	—	—	—	—	—	20,566	4,680	375
Aden and Dependencies	—	—	—	—	—	8,325	6,532	5,540	8,758	9,280
Ceylon (excluding Maldives)	—	—	—	—	—	9,417	8,348	3,745	3,910	7,858
Kenya Colony	—	—	—	—	—	4,376	4,016	6,321	4,849	4,669
Tanganyika Territory	—	—	—	—	—	8,995	5,170	3,943	680	145
Other British Possessions	—	—	—	—	—	12,280	11,366	12,416	14,550	16,337
TOTAL BRITISH EMPIRE	—	—	—	—	—	1,12,102	76,618	70,635	46,938	48,810
Italy (including Fiume)	—	—	—	—	—	2,545	14,815	2,950	1,150	1,075
Syria	—	—	—	—	—	4,000	100	36,687	16,435	—
Muscat Territory and Trucial Oman	—	—	—	—	—	3,096	9,415	1,597	2,364	2,012
Other Native States in Arabia	—	—	—	—	—	2,413	4,217	3,368	3,745	5,200
Iraq	—	—	—	—	—	10,433	22,974	63,022	24,973	11,891
Iran	—	—	—	—	—	469	4,669	125	7,341	25,705
Portuguese East Africa	—	—	—	—	—	9,814	1,898	1,250	340	1,420
United States of America—										
Via Atlantic Coast	—	—	—	—	—	4,925	12,028	12,698	4,531	7,554
" Pacific "	—	—	—	—	—	600	1,251	7	550	294
Other Foreign Countries	—	—	—	—	—	12,333	24,005	14,323	14,534	8,935
TOTAL FOREIGN COUNTRIES	—	—	—	—	—	52,678	1,01,427	1,22,032	74,963	64,133
Share of Bengal	—	—	—	—	—	65,969	35,719	12,328	4,135	4,914
" Bombay "	—	—	—	—	—	1,02,991	1,02,237	1,21,421	1,07,922	50,598
" Sind "	—	—	—	—	—	6,372	6,806	1,141	1,448	1,569
" Madras "	—	—	—	—	—	5,044	36,463	6,564	7,141	14,346
" Burma "	—	—	—	—	—	2,414	614	1,235	1,301	1,376
TOTAL	—	—	—	—	—	1,65,780	1,78,045	2,02,667	1,21,901	1,13,003
Total value of Wood and Timber—										
United Kingdom (including Channel Islands)	—	—	—	—	—	42,28,843	25,22,194	48,55,879	69,32,619	85,42,334
Irish Free State (a)	—	—	—	—	—	—	—	—	7,155	32,805
Gibraltar	—	—	—	—	—	5,230	8,168	1,475	1,275	850
Palestine	—	—	—	—	—	—	—	43,972	5,046	375
Malta and Gozo	—	—	—	—	—	—	150	500	—	16,114
Aden and Dependencies	—	—	—	—	—	22,498	26,446	21,830	27,038	28,145
Bahrain Islands	—	—	—	—	—	10,145	5,982	11,921	10,279	20,996
Ceylon (excluding Maldives)	—	—	—	—	—	2,07,404	1,58,942	98,768	1,52,248	2,11,817
Maldives	—	—	—	—	—	13,760	5,940	4,340	4,570	8,812
Straits Settlements	—	—	—	—	—	89,987	9,923	2,941	7,825	8,592
Hongkong	—	—	—	—	—	24,263	26,432	16,453	16,012	13,290
Union of South Africa	—	—	—	—	—	5,30,068	1,72,789	9,06,848	7,89,070	6,69,316
Zanzibar and Pemba	—	—	—	—	—	30,652	26,968	10,215	27,512	24,309
Kenya Colony	—	—	—	—	—	40,187	28,673	29,658	20,444	32,591
Tanganyika Territory	—	—	—	—	—	8,995	5,180	3,943	730	145
Anglo Egyptian Sudan	—	—	—	—	—	54,037	49,351	54,145	57,410	86,408
Mauritius and Dependencies	—	—	—	—	—	1,04,267	33,306	69,023	47,680	1,02,014
Commonwealth of Australia	—	—	—	—	—	16,198	22,648	61,945	23,644	38,892
New Zealand	—	—	—	—	—	8,691	2,378	2,647	3,650	3,192
Other British Possessions	—	—	—	—	—	4,599	6,256	6,908	14,591	10,544
TOTAL BRITISH EMPIRE	—	—	—	—	—	64,20,402	41,27,426	61,97,405	81,02,498	98,68,980

(a) Separately shown from 1933-34. Prior to 1933-34 included under the United Kingdom.

No 11—continued

ARTICLES, AND COUNTRIES OF FINAL DESTINATION; ALSO SHARE OF EACH PROVINCE	QUANTITY					VALUE				
	1931-32	1932-33	1933-34	1934-35	1935-36	1931-32	1932-33	1933-34	1934-35	1935-36
Wood and Timber—concluded						R	R	R	R	R
TOTAL VALUE OF WOOD AND TIMBER—continued										
Sweden	—	—	—	—	—	8,185	8,668	17,510	48,668	1,18,459
Norway	—	—	—	—	—	2,700	15,006	8,048	4,680	12,388
Denmark	—	—	—	—	—	11,805	18,105	16,858	31,320	86,541
Germany	—	—	—	—	—	80,428	88,828	2,47,478	5,69,051	10,66,045
Netherlands	—	—	—	—	—	2,49,018	1,04,427	70,855	89,780	84,448
Belgium	—	—	—	—	—	60,108	1,30,307	1,00,918	60,869	1,68,614
France	—	—	—	—	—	27,320	65,679	59,018	1,06,434	2,66,788
Spain	—	—	—	—	—	..	9,459	25	..	7,786
Italy (including Finme)	—	—	—	—	—	2,35,601	1,27,210	1,01,845	2,00,157	20,046
Yugo-Slavia (Kingdom of the Serbs, Croats and Slovenes)	—	—	—	—	—	8,925
Greece	—	—	—	—	—	5,488	4,718
Turkey, Asiatic	—	—	—	—	—	24,240	27,238
Syria	—	—	—	—	—	4,170	870	60,618	20,182	..
Iraq	—	—	—	—	—	1,08,472	2,18,614	2,78,588	2,68,106	2,25,765
Mesopotamian Territory and Tru- cial Oman	—	—	—	—	—	9,011	19,882	13,054	16,660	17,078
Other Native States in Arabia	—	—	—	—	—	18,402	88,192	26,759	30,069	17,789
Iran	—	—	—	—	—	7,937	10,597	14,471	1,27,244	94,785
China (excluding of Hong- Kong and Macao)	—	—	—	—	—	56,125	73,287	1,25,806	1,22,988	42,959
Japan	—	—	—	—	—	69,878	94,538	1,28,760	1,11,287	1,20,778
Egypt	—	—	—	—	—	18,297	27,628	65,708	90,677	1,10,847
Tripoli (Libya)	—	—	—	—	—	..	1,250	9,509	8,000	..
Portuguese East Africa	—	—	—	—	—	1,41,189	91,488	71,769	1,30,141	8,29,373
Italian East Africa (Somal- land and Britania)	—	—	—	—	—	200	5,210	2,175	2,305	1,132
United States of America— Vid Atlantic Coast	—	—	—	—	—	13,08,567	8,85,754	6,94,942	6,37,270	6,98,772
.. Pacific	—	—	—	—	—	76,058	8,051	9,281	1,31,876	12,626
Hawaii	—	—	—	—	—	21,612	..
Other Foreign Countries	—	—	—	—	—	8,378	13,436	9,250	11,378	13,938
TOTAL FOREIGN COUNTRIES	—	—	—	—	—	24,26,287	14,90,526	22,26,739	23,64,772	35,02,838
Share of Bengal	—	—	—	—	—	1,27,777	63,644	21,138	16,493	26,536
.. Bombay	—	—	—	—	—	6,73,894	6,19,872	3,78,121	3,68,880	8,21,894
.. Sind	—	—	—	—	—	13,272	38,074	92,594	37,068	20,916
.. Madras	—	—	—	—	—	9,21,635	5,68,701	10,74,921	7,78,798	3,77,602
.. Burma	—	—	—	—	—	59,90,111	43,87,681	63,68,220	93,33,036	1,17,07,870
TOTAL	—	—	—	—	—	78,46,689	56,17,952	84,24,144	1,10,27,270	1,34,56,818
Postal Articles (V)—										
United Kingdom (including Channel Islands)	—	—	—	—	—	51,00,186	45,01,666	46,84,678	48,50,464	1,15,20,340
Gibraltar	—	—	—	—	—	5,451	6,872	7,818	8,851	8,049
Malta and Goso	—	—	—	—	—	717
Bahrain Islands	—	—	—	—	—	68,567	74,759	75,886	80,199	1,04,948
Ceylon (excluding Maldives).	—	—	—	—	—	17,77,140	13,95,403	12,35,322	13,24,503	13,57,838
Maldives	—	—	—	—	—	..	99,898
Straits Settlements	—	—	—	—	—	68,55,015	52,14,363	34,37,127	23,15,240	16,87,129
Federated Malay States	—	—	—	—	—	3,49,461	2,21,312	1,53,010	2,66,440	2,06,173
Non-Federated Malay States	—	—	—	—	—	8,971	1,443
British Borneo	—	—	—	—	—	1,612	1,908	645	12,582	16,815
Hongkong	—	—	—	—	—	6,19,886	4,74,554	2,91,308	1,58,404	1,42,591
Union of South Africa	—	—	—	—	—	2,08,133	1,81,208	1,94,858	1,58,676	2,21,319
Zanzibar and Pemba	—	—	—	—	—	1,10,408	1,60,497	77,671	72,281	72,348
Kenya Colony	—	—	—	—	—	1,68,727	1,07,683	1,07,823	1,06,011	1,14,966
Tanganyika Territory	—	—	—	—	—	71,974	50,687	58,505	52,023	56,089
Uganda Protectorate	—	—	—	—	—	1,22,241	79,888	92,676	1,81,979	1,23,057
Nyasaland Protectorate	—	—	—	—	—	421	5,751
Somaland Protectorate	—	—	—	—	—	2,249	2,845	1,371	2,438	1,332

GENERAL EXPORTS
INDIAN MERCHANDISE

(734)

No. 11—continued

ARTICLES, AND COUNTRIES OF FINAL DESTINATION; ALSO SHARE OF EACH PROVINCE	QUANTITY					VALUE				
	1931-32	1932-33	1933-34	1934-35	1935-36	1931-32	1932-33	1933-34	1934-35	1935-36
	R.	R.	R.	R.	R.	R.	R.	R.	R.	R.
Postal Articles (V)—continued										
Mauritius and Dependencies	—	—	—	—	—	21,185	85,894	12,537	84,246	22,073
Seychelles	—	—	—	—	—	3,431	10,389	2,522	1,952	4,857
Commonwealth of Australia	—	—	—	—	—	1,00,294	1,26,240	87,028	95,380	1,46,219
New Zealand	—	—	—	—	—	87,676	90,512	78,567	62,241	54,176
Fiji Islands	—	—	—	—	—	21,701	1,89,178	28,747	45,680	35,033
TOTAL BRITISH EMPIRE	—	—	—	—	—	1,50,91,202	1,90,72,665	1,05,78,989	98,23,982	1,59,13,310
Norway	—	—	—	—	—	5
Germany	—	—	—	—	—	..	1,58,088	97,230	..	27,619
France	—	—	—	—	—	14,02,535	12,95,131	15,30,555	21,19,131	23,16,463
Switzerland	—	—	—	—	—	79,947	1,54,416	1,27,166
Mascat Territory and Trucial Oman	—	—	—	—	—	25,486	34,611	29,764	22,504	20,202
Other Native States in Arabia	—	—	—	—	—	887	1,744	1,246	1,218	1,139
Iraq	—	—	—	—	—	2,91,322	4,64,723	2,11,173	2,03,532	1,56,131
Iran	—	—	—	—	—	69,563	64,764	34,107	32,320	1,42,973
Kenjam Island	—	—	—	—	—	252	243	259	81	45
Sumatra	—	—	—	—	—	1,07,752	60,763	40,263	12,194	660
Java	—	—	—	—	—	14,663	7,560	3,566	3,020	3,121
Borneo (Dutch)	—	—	—	—	—	2,66,523	1,42,914	1,61,813	1,07,161	99,126
Celebes and other Islands	—	—	—	—	—	..	123	630	689	1,549
Siam	—	—	—	—	—	70,570	1,49,045	80,505	91,542	62,173
Philippines	—	—	—	—	—	9,357	5,535	3,223	6,640	14,947
China (exclusive of Hongkong and Macao)	—	—	—	—	—	37,632	54,053	23,514
French Indo-China	—	—	—	—	—	22,527	10,560	12,521	9,385	6,442
Portuguese Timor	—	—	—	—	—
Japan	—	—	—	—	—	23,149	51,096	25,322	96,505	35,307
Egypt	—	—	—	—	—	1,91,177	2,50,435	1,16,347	1,22,033	96,644
Portuguese East Africa	—	—	—	—	—	35,073	30,729	50,658	34,645	37,047
French Somaliland	—	—	—	—	—	23,364	23,671	24,739	15,143	10,333
United States of America— Via Atlantic Coast	—	—	—	—	—	17,612	13,066	9,111	3,151	9,213
Haiti and St. Domingo	—	—	—	—	—	3,165	9,222	9,691	11,023	..
TOTAL FOREIGN COUNTRIES	—	—	—	—	—	25,95,200	27,33,024	29,16,058	32,35,499	32,07,799
Ships of Bengal	—	—	—	—	—	22,09,723	13,20,484	13,36,077	12,71,023	19,73,426
— Bombay	—	—	—	—	—	62,64,699	61,52,324	64,64,701	70,19,672	1,39,19,316
— Sind	—	—	—	—	—	3,33,375	2,30,231	3,10,011	3,22,101	3,69,293
— Madras	—	—	—	—	—	31,02,370	26,75,733	19,51,416	22,77,473	21,14,372
— Burma	—	—	—	—	—	61,20,534	48,68,124	23,77,342	20,69,200	7,44,543
TOTAL	—	—	—	—	—	1,79,86,402	1,58,55,539	1,34,90,047	1,30,59,431	1,91,21,019
All other articles of merchandise—										
UNMANUFACTURED (II B)—										
United Kingdom (including Channel Islands)	—	—	—	—	—	4,13,439	2,41,244	1,87,153	3,51,951	3,72,459
Aden and Dependencies	—	—	—	—	—	22,953	11,310	13,433	16,673	13,377
Bahrain Islands	—	—	—	—	—	973	770	5,327	2,392	305
Ceylon (including Maldives)	—	—	—	—	—	34,010	41,114	37,609	32,530	23,750
Straits Settlements	—	—	—	—	—	22,100	22,677	17,474	25,529	16,335
Federated Malay States	—	—	—	—	—	3,929	6,544	2,997	7,053	4,960
Hongkong	—	—	—	—	—	4,415	13,023	3,730	3,415	3,733

No. 11—continued

ARTICLES, AND COUNTRIES OF FINAL DESTINATION; ALSO SHARE OF EACH PROVINCE	QUANTITY					VALUE				
	1931-32	1932-33	1933-34	1934-35	1935-36	1931-32	1932-33	1933-34	1934-35	1935-36
	Rs	Rs	Rs	Rs	Rs	Rs	Rs	Rs	Rs	Rs
All other articles of mer- chandise—continued										
UNMANUFACTURED (II. B)— continued										
Commonwealth of Australia	—	—	—	—	—	7,085	1,114	7,930
Other British Possessions	—	—	—	—	—	5,810	2,539	5,296	3,766	10,807
TOTAL BRITISH EMPIRE:	—	—	—	—	—	5,20,596	3,44,723	2,73,629	4,44,456	9,63,775
Germany	—	—	—	—	—	7,55,053	6,06,169	9,31,303	8,63,253	5,73,607
Netherlands	—	—	—	—	—	65,353	4,384	5,120	69,510	3,700
Belgium	—	—	—	—	—	10,642	30,230	45,013	99,342	1,33,235
France	—	—	—	—	—	1,64,351	1,61,409	1,37,074	2,62,766	3,42,319
Spain Portugal (including Azores and Madeira)	—	—	—	—	—	76,623	1,00,692	4,33,279	4,33,293	7,36,330
Switzerland	—	—	—	—	—	3,255	5	15,135	56,607	..
Italy (including Fiume)	—	—	—	—	—	49,811	11,417	21,575	36,365	57,434
Austria	—	—	—	—	—	3	5,146	..
Czechoslovakia	—	—	—	—	—	5,460	31,430
Turkey, Asiatic	—	—	—	—	—	425	1,150	..	9,340	20,602
Syria	—	—	—	—	—	60,050	800	..	7,000	46,625
Iraq	—	—	—	—	—	9,972	7,367	5,930	10,939	3,433
China (exclusive of Hong- kong and Macao)	—	—	—	—	—	41,315	4,033	670	114	..
Japan	—	—	—	—	—	2,32,612	2,33,911	2,50,111	2,29,236	2,40,514
United States of America— Via Atlantic Coast	—	—	—	—	—	1,96,523	1,03,613	4,43,795	3,97,307	7,32,335
" Pacific "	—	—	—	—	—	7,120	5,037	3,725	4,500	29,245
Other Foreign Countries	—	—	—	—	—	7,533	4,513	6,507	6,227	14,595
TOTAL FOREIGN COUNTRIES	—	—	—	—	—	17,11,312	14,13,939	24,06,123	25,32,755	30,15,369
Share of Bengal	—	—	—	—	—	3,60,143	3,74,942	3,33,697	4,60,403	4,17,336
" Bombay	—	—	—	—	—	7,75,345	6,99,173	3,53,335	11,75,393	13,33,203
" Sind	—	—	—	—	—	9,47,372	5,99,512	13,03,614	12,00,645	19,70,333
" Madras	—	—	—	—	—	96,635	75,071	1,14,053	1,43,111	2,23,670
" Burma	—	—	—	—	—	51,263	45,009	21,143	43,169	29,647
TOTAL	—	—	—	—	—	22,31,808	17,63,712	26,79,752	30,27,211	39,79,644
MANUFACTURED (III. U)—										
United Kingdom (including Channel Islands)	—	—	—	—	—	33,720	1,31,784	62,731	62,569	75,553
Palestine	—	—	—	—	—	5,300	63,412	14,134	12,459	12,051
Aden and Dependencies	—	—	—	—	—	12,946	19,461	12,619	9,604	24,095
Bahrain Islands	—	—	—	—	—	21,212	29,430	39,609	44,209	26,403
Ceylon (excluding Maldives)	—	—	—	—	—	66,313	63,760	65,513	72,724	31,396
Straits Settlements	—	—	—	—	—	31,305	32,020	43,994	46,109	39,137
Federated Malay States	—	—	—	—	—	3,133	7,663	5,569	15,525	13,434
Union of South Africa	—	—	—	—	—	3,234	5,292	7,079	6,616	9,396
Zanzibar and Pemba	—	—	—	—	—	7,941	1,006	1,710	925	1,043
Kenya Colony	—	—	—	—	—	23,701	22,147	15,293	15,315	17,006
Tanzania Territory	—	—	—	—	—	4,039	1,145	1,315	3,615	5,710
Somaland Protectorate	—	—	—	—	—	5,230

GENERAL EXPORTS

(736)

INDIAN MERCHANDISE

No 11—concluded

ARTICLES, AND COUNTRIES OF FINAL DESTINATION ; ALSO SHARE OF EACH PROVINCE	QUANTITY					VALUE				
	1931-32	1932-33	1933-34	1934-35	1935-36	1931-32	1932-33	1933-34	1934-35	1935-36
						₹	₹	₹	₹	₹
All other articles of merchandise—concluded										
MANUFACTURED (III U)— —continued										
Fiji Islands	—	—	—	—	—	16,478	2,950	2,394	2,718	2,677
Other British Possessions	—	—	—	—	—	11,713	12,512	11,811	12,762	12,268
TOTAL BRITISH EMPIRE	—	—	—	—	—	2,50,230	2,89,652	2,81,520	2,06,650	2,22,226
Netherlands	—	—	—	—	—	260	105	7,955	15,485	25,040
Germany	—	—	—	—	—	12,202	8,476	2,865	17,171	18,455
Belgium	—	—	—	—	—	75	12,740	12,950	3,050	6,857
France	—	—	—	—	—	8,469	17,491	7,970	965	1,299
Spain	—	—	—	—	—	10	11,800	100	—	—
Syria	—	—	—	—	—	1,820	49,760	1,350	2,254	2,212
Mascat Territory and Trustal Oman	—	—	—	—	—	4,995	6,629	2,092	4,188	7,192
Other Native States in Arabia	—	—	—	—	—	9,742	11,157	6,296	5,092	12,822
Iraq	—	—	—	—	—	2,21,265	4,08,242	2,59,524	2,55,792	2,78,772
Iran	—	—	—	—	—	65,225	16,292	22,227	56,622	51,995
Java	—	—	—	—	—	12,294	9,111	7,979	7,122	12,492
Japan	—	—	—	—	—	7,240	10,294	11,292	5,922	11,697
Egypt	—	—	—	—	—	45,241	16,642	12,424	7,774	7,756
Portuguese East Africa	—	—	—	—	—	17,245	19,697	7,987	9,442	14,415
Italian East Africa (Somal- land and Britree)	—	—	—	—	—	226	920	2,754	11,625	27,160
French Somaliland	—	—	—	—	—	1,055	2,227	497	6,901	2,222
United States of America— Via Atlantic Coast	—	—	—	—	—	12,059	12,120	21,076	22,425	22,720
" Pacific "	—	—	—	—	—	2,420	571	250	2,025	—
Other Foreign Countries	—	—	—	—	—	1,410	9,299	5,901	12,021	14,420
TOTAL FOREIGN COUNTRIES	—	—	—	—	—	5,42,500	7,14,945	4,15,222	5,56,672	6,27,726
Share of Bengal	—	—	—	—	—	29,222	77,222	79,022	77,217	22,221
" Bombay	—	—	—	—	—	1,29,222	4,22,712	2,22,272	2,21,222	2,79,221
" Sind	—	—	—	—	—	4,22,022	4,22,222	2,22,222	2,22,222	4,22,222
" Madras	—	—	—	—	—	79,022	72,722	22,717	22,222	22,222
" Burma	—	—	—	—	—	1,222	4,022	722	2,222	2,222
TOTAL	—	—	—	—	—	8,07,720	11,04,292	6,06,222	8,62,222	9,50,221
GRAND TOTAL VALUE OF INDIAN MERCHANDISE EXPORTED (exclusive of Government Stores)	—	—	—	—	—	155,22,292	122,27,292	147,25,022	151,66,972	160,52,122
Share of Bengal	—	—	—	—	—	62,02,222	55,72,122	62,22,292	62,22,122	66,02,292
" Bihar and Orissa	—	—	—	—	—	4,022	—	—	—	—
" Bombay	—	—	—	—	—	21,29,222	22,16,222	22,22,222	21,02,222	20,22,222
" Sind	—	—	—	—	—	11,22,222	10,09,222	12,22,222	12,22,222	17,22,222
" Madras	—	—	—	—	—	22,22,222	22,22,222	22,22,222	22,09,222	22,22,222
" Burma	—	—	—	—	—	22,22,222	19,12,222	17,22,222	17,22,222	19,22,222
Free of Duty	—	—	—	—	—	100,97,292	82,60,222	89,19,222	106,92,222	112,29,022
Subject to Duty	—	—	—	—	—	54,21,222	48,66,222	48,05,222	44,72,222	48,22,222
TOTAL	—	—	—	—	—	155,22,292	122,27,292	147,25,022	151,66,972	160,52,122

GENERAL EXPORTS OF FOREIGN MERCHANDISE IN EACH OFFICIAL YEAR FROM 1931-32 TO 1935-36

The summary classes and their sub-divisions are shown in brackets against articles—For summaries see pages 15 to 20

ARTICLES, AND COUNTRIES OF FINAL DESTINATION; ALSO SHARE OF EACH PROVINCE	QUANTITY					VALUE				
	1931-32	1932-33	1933-34	1934-35	1935-36	1931-32	1932-33	1933-34	1934-35	1935-36
Animals, living—										
Horses (IV. A)—	No.	No.	No.	No.	No.	Rs.	Rs.	Rs.	Rs.	Rs.
United Kingdom (including Channel Islands)	44	57	15	40	31	89,075	2,86,566	58,000	1,06,000	1,17,700
Ceylon (excluding Maldives)	25	47	38	54	6	1,28,200	77,500	72,700	91,500	8,000
Mauritius and Dependencies	4	8,000
Other British possessions	3	3	2	4	..	3,250	3,500	1,200	4,300	..
TOTAL BRITISH EMPIRE	76	107	55	98	37	2,28,525	3,67,566	1,31,900	2,01,700	1,25,700
Germany	2	5,000
France	3	6,000
Egypt	..	2	32	..	1	..	2,000	32,000	..	2,000
Other Foreign Countries	..	1	1	14	2,000	1,200	8,500	..
TOTAL FOREIGN COUNTRIES	5	3	33	14	1	11,000	4,000	33,200	8,500	2,000
Share of Bengal	11	3	9	3	2	13,575	16,665	37,000	11,200	4,000
" Bombay	67	23	66	63	33	2,14,760	3,45,900	1,13,900	1,20,800	1,10,700
" Sind	1	2	1,200	2,700	..
" Madras	3	2	12	39	3	6,200	2,000	13,000	74,500	4,000
" Burma	..	2	3,000
TOTAL	83	110	88	112	38	2,39,525	3,71,566	1,65,100	2,10,200	1,27,700
Other kinds (IV. D)—	No.	No.	No.	No.	No.					
United Kingdom (including Channel Islands)	59	30	37	52	56	15,100	6,500	5,425	6,802	8,589
Other British Possessions	19	5	8	1	9	765	1,450	530	150	1,155
TOTAL BRITISH EMPIRE	78	35	45	53	65	15,865	7,950	5,955	6,952	9,744
Germany	..	301	600	..	14	..	1,000	150	..	7,220
Egypt	693	72	1,23,630	8,150	..
Other Foreign Countries	22	4	9	3	1	525	715	725	205	325
TOTAL FOREIGN COUNTRIES	22	305	1,302	75	15	525	1,715	1,24,355	8,355	7,545
Share of Bengal	14	312	620	14	3	3,055	3,190	1,755	1,427	1,107
" Bombay	53	24	713	102	44	2,335	5,225	1,27,355	12,430	7,437
" Sind	19	3	6	11	9	3,125	1,250	859	1,350	1,375
" Madras	1	1	3	1	16	300	..	500	100	7,270
" Burma	11	3	615	200
TOTAL	103	340	1,347	128	80	16,480	9,665	1,24,460	16,307	17,289
Totals of Animals, Living	No.	No.	No.	No.	No.					
	186	450	1,485	240	118	2,50,005	3,81,231	2,95,500	2,28,507	1,44,989

GENERAL EXPORTS

FOREIGN MERCHANDISE

(738)

No. 12—continued

ARTICLES, AND COUNTRIES OF FINAL DESTINATION; ALSO SHARE OF EACH PROVINCE	QUANTITY					VALUE				
	1981-82	1982-83	1983-84	1984-85	1985-86	1981-82	1982-83	1983-84	1984-85	1985-86
						Rs	Rs	Rs	Rs	Rs
Apparel (including drapery, uniforms, accoutrements, but excluding hosiery and boots and shoes) (III. A)—										
United Kingdom (including Channel Islands)	—	—	—	—	—	4,40,315	4,50,480	3,72,844	3,27,080	4,05,223
Aden and Dependencies	—	—	—	—	—	1,320	2,360	1,100	4,024	9,725
Bahrain Islands	—	—	—	—	—	48,148	45,818	13,346	21,656	13,273
Ceylon (including Maldives)	—	—	—	—	—	17,396	30,784	7,412	14,467	10,462
Straits Settlements	—	—	—	—	—	4,407	9,751	10,605	13,554	10,416
Hongkong	—	—	—	—	—	31,993	11,313	5,025	5,688	1,615
Union of South Africa	—	—	—	—	—	9,121	2,825	3,644	3,390	14,203
Kenya Colony	—	—	—	—	—	3,223	7,094	5,307	5,630	6,335
Commonwealth of Australia	—	—	—	—	—	2,555	3,165	931	695	5,330
New Zealand	—	—	—	—	—	5,345	1,000	500	2,400	190
Other British Possessions	—	—	—	—	—	10,482	4,740	5,075	6,300	13,996
TOTAL BRITISH EMPIRE	—	—	—	—	—	5,74,157	5,64,330	4,34,339	4,10,633	4,00,874
Sweden	—	—	—	—	—	6,540	4,050	3,300	660	500
Germany	—	—	—	—	—	11,335	22,705	13,313	19,040	15,970
Netherlands	—	—	—	—	—	1,750	4,765	1,000	6,300	6,020
France	—	—	—	—	—	19,522	17,343	5,810	10,130	11,734
Switzerland	—	—	—	—	—	10,000	9,333	493	2,150	..
Italy (including Trieste)	—	—	—	—	—	3,374	7,040	5,560	10,639	650
Mascat Territory and Trucial Oman	—	—	—	—	—	1,350	2,506	2,042	3,241	2,993
Other Native States in Arabia	—	—	—	—	—	49,151	49,003	27,077	23,673	5,272
Iraq	—	—	—	—	—	72,769	31,143	35,124	15,362	5,045
Iran	—	—	—	—	—	653	422	3,350	1,965	53,921
Siam	—	—	—	—	—	800	1,409	..	2,250	7,001
China (excluding Hongkong and Macao)	—	—	—	—	—	20,003	9,139	4,642	10,140	2,134
Japan	—	—	—	—	—	1,012	5,130	3,264	3,055	10,112
Egypt	—	—	—	—	—	21,330	13,664	3,301	3,436	13,203
Portuguese East Africa	—	—	—	—	—	12,331	5,552	3,737	350	1,615
Italian East Africa	—	—	—	—	—	..	1,556	610	1,537	5,351
United States of America—										
Via Atlantic Coast	—	—	—	—	—	30,234	31,019	21,135	20,275	16,346
" Pacific "	—	—	—	—	—	3,310	610	1,005	350	..
Other Foreign Countries	—	—	—	—	—	11,952	4,375	4,365	6,330	2,220
TOTAL FOREIGN COUNTRIES	—	—	—	—	—	2,63,562	2,20,923	1,46,293	1,49,593	1,66,033
Share of Bengal	—	—	—	—	—	63,865	37,353	32,743	47,559	65,133
" Bombay	—	—	—	—	—	6,45,023	5,31,970	4,09,500	3,74,041	4,33,541
" Sind	—	—	—	—	—	33,369	1,00,779	1,07,431	95,136	92,733
" Madras	—	—	—	—	—	19,394	25,376	3,354	7,775	6,473
" Burma	—	—	—	—	—	35,367	39,726	33,046	35,720	53,027
TOTAL	—	—	—	—	—	8,37,719	7,85,303	5,81,132	5,60,231	6,56,907

No. 12—continued

ARTICLES, AND COUNTRIES OF FINAL DESTINATION; ALSO SHARE OF EACH PROVINCE	QUANTITY					VALUE				
	1931-32	1932-33	1933-34	1934-35	1935-36	1931-32	1932-33	1933-34	1934-35	1935-36
Arms, ammunition, and military stores—						R	R	R	R	R
<i>Firearms, and parts thereof (III. B)—</i>										
United Kingdom (including Channel Islands)	—	—	—	—	—	1,00,455	80,534	1,16,478	1,04,327	1,09,017
Aden and Dependencies	—	—	—	—	—	..	40,560	487	105	730
Kenya Colony	—	—	—	—	—	601	5,986	3,708	4,738	2,220
Other British Possessions	—	—	—	—	—	4,109	3,822	4,937	5,405	2,425
TOTAL BRITISH EMPIRE	—	—	—	—	—	1,05,166	80,702	1,25,655	1,14,475	1,14,392
TOTAL FOREIGN COUNTRIES	—	—	—	—	—	8,008	10,816	8,376	6,241	8,158
<i>Share of Bengal</i>	—	—	—	—	—	24,077	15,724	24,037	20,097	15,079
" Bombay	—	—	—	—	—	71,810	62,505	96,885	86,328	88,608
" Sind	—	—	—	—	—	3,358	5,961	4,965	7,000	9,603
" Madras	—	—	—	—	—	597	4,035	1,321	2,197	1,303
" Burma	—	—	—	—	—	7,323	3,293	6,333	5,004	7,957
TOTAL	—	—	—	—	—	1,12,168	91,518	1,34,081	1,20,716	1,22,550
<i>Dynamite, and all other explosives (III. B)—</i>										
TOTAL BRITISH EMPIRE	2	4	562
<i>Share of Bombay</i>	2	562
" Burma	4
TOTAL	2	4	562
<i>Other sorts (III. B)—</i>										
United Kingdom (including Channel Islands)	—	—	—	—	—	5,338	1,933	2,953	1,123	2,081
Other British Possessions	—	—	—	—	—	450	765	348	461	63
TOTAL BRITISH EMPIRE	—	—	—	—	—	5,788	2,728	3,301	1,584	2,144
TOTAL FOREIGN COUNTRIES	—	—	—	—	—	613	1,728	2,150	917	675
<i>Share of Bengal</i>	—	—	—	—	—	1,335	738	1,604	145	283
" Bombay	—	—	—	—	—	4,395	1,738	1,424	1,768	1,974
" Sind	—	—	—	—	—	673	1,712	2,393	320	1,300
" Madras	—	—	—	—	—	80
" Burma	—	—	—	—	—	103	213	..	327	357
TOTAL	—	—	—	—	—	6,411	4,456	5,451	2,501	2,319
Total value of Arms, am- munition, and military stores	—	—	—	—	—	1,19,379	95,978	1,40,044	1,23,217	1,25,369

GENERAL EXPORTS

(740)

FOREIGN MERCHANDISE

No. 12—continued

ARTICLES, AND COUNTRIES OF FINAL DESTINATION; ALSO SHARE OF EACH PROVINCE	QUANTITY					VALUE				
	1931-32	1932-33	1933-34	1934-35	1935-36	1931-32	1932-33	1933-34	1934-35	1935-36
Art. works of (other than pictures) (III. U)—						R	R	R	R	R
United Kingdom (including Channel Islands)	—	—	—	—	—	12,351	7,425	1,187	4,421	6,043
Ceylon (excluding Maldives)	—	—	—	—	—	200	45,070	1,327	200	125
Straits Settlements	—	—	—	—	—	225	5,524	26,550	30	10
New Zealand	—	—	—	—	—	18,000
Other British Possessions	—	—	—	—	—	160	..	65	115	200
TOTAL BRITISH EMPIRE	—	—	—	—	—	20,926	58,023	29,129	4,766	7,278
Italy (including Fiume)	—	—	—	—	—	400	..	83,736	155	..
United States of America— Via Atlantic Coast.	—	—	—	—	—	16,484	2,051	6,308	6,776	9,003
Other Foreign Countries	—	—	—	—	—	1,631	2,600	2,815	457	671
TOTAL FOREIGN COUNTRIES	—	—	—	—	—	18,465	5,651	97,907	7,388	9,674
Share of Bengal	—	—	—	—	—	11,163	6,039	18,850	325	577
Bombay	—	—	—	—	—	23,169	52,102	1,09,059	11,229	16,663
Sind	—	—	—	—	—	100	..	775
Madras	—	—	—	—	—	2,663	4,512	1,227	408	..
Burma	—	—	—	—	—	2,293	..	225	23	..
TOTAL	—	—	—	—	—	45,391	63,679	1,27,035	12,154	17,242
Books, printed, and printed matter (not being Stationary), including maps and charts (III. U)—	Owts.	Owts.	Owts.	Owts.	Owts.					
United Kingdom (including Channel Islands)	371	707	678	893	1,029	1,78,017	1,51,026	1,24,907	1,61,159	1,57,737
Ceylon (excluding Maldives)	216	237	392	420	394	23,945	30,959	57,662	55,225	57,391
Straits Settlements	163	154	39	54	84	15,437	9,560	5,510	9,607	21,222
Other British Possessions	67	72	93	93	99	11,410	12,080	11,577	14,963	14,171
TOTAL BRITISH EMPIRE	1,387	1,160	1,202	1,460	1,906	2,30,859	2,03,626	2,09,656	2,40,954	2,50,523
Germany	22	14	23	..	14	7,237	1,853	4,230	..	2,234
Spain	36	12	47	31	92	4,935	1,990	10,507	15,702	19,873
United States of America— Via Atlantic Coast	140	48	62	103	45	27,614	9,332	10,567	18,019	7,342
" Pacific "	2	4	..	8	1	325	1,474	62	653	180
Other Foreign Countries	77	93	164	84	63	13,414	15,736	20,267	14,131	7,932
TOTAL FOREIGN COUNTRIES	237	171	296	276	215	59,175	20,987	45,788	48,505	28,731
Share of Bengal	311	326	214	322	392	62,721	44,349	41,002	61,915	20,720
Bombay	216	433	567	525	777	1,12,326	1,28,622	1,05,066	97,222	1,00,523
Sind	30	33	32	31	6	4,328	5,045	12,225	2,224	2,225
Madras	362	429	629	768	566	69,715	74,117	85,828	1,14,890	85,622
Burma	105	55	95	94	54	14,497	2,922	10,468	11,422	2,324
TOTAL	1,624	1,331	1,497	1,736	1,921	2,90,034	2,34,492	2,55,430	2,39,159	2,39,353
Boots and shoes (III. A)—	Pairs	Pairs	Pairs	Pairs	Pairs					
United Kingdom (including Channel Islands)	11,339	766	931	2,513	4,158	12,269	4,519	3,228	5,900	3,822
Bahrain Islands	7,843	4,022	10,516	7,311	2,230	6,530	3,103	3,354	5,373	1,713
Ceylon (excluding Maldives)	4,036	330	340	720	109	5,198	510	340	1,658	354
Canada— Via Atlantic Coast	23,300	14,000
Other British Possessions	10,569	17,033	10,550	6,947	1,507	3,705	12,013	9,339	7,276	1,514
TOTAL BRITISH EMPIRE	33,342	22,132	22,687	17,991	31,854	32,719	20,145	22,261	20,307	21,408

No. 12—continued

ARTICLES, AND COUNTRIES OF FINAL DESTINATION; ALSO SHARE OF EACH PROVINCE	QUANTITY					VALUE				
	1981-82	1982-83	1983-84	1984-85	1985-86	1981-82	1982-83	1983-84	1984-85	1985-86
Boots and Shoes (III. A)— continued	Pairs	Pairs	Pairs	Pairs	Pairs	R	R	R	R	R
Italy (including Fiume)	26,095	54	21,087	267	..
Mascat Territory and Trucial Oman	2,810	4,074	4,491	3,034	1,651	2,471	3,069	2,288	6,551	1,597
Other Native States in Arabia . . .	1,000	24,428	18,338	4,650	6,300	685	14,602	11,780	3,295	6,378
Iraq	61,782	82,274	6,062	1,176	170	41,729	16,708	2,705	662	170
Iran	1,060	2,488	10,680	10,602	48	855	1,480	3,841	6,647	150
Portuguese East Africa	7,982	6,688	10,020	120	15,200	6,182	4,275	6,104	70	11,421
Italia East Africa	1,200	200	480	12,084	..	600	250	340	5,664
Other Foreign Countries	1,180	2,374	4,815	5,080	136	2,128	2,616	2,361	4,967	388
TOTAL FOREIGN COUNTRIES	78,654	73,424	81,681	30,196	35,589	53,995	43,344	50,861	22,799	25,713
Share of Bengal	14,245	193	26,385	12,261	39,154	14,125	793	21,006	13,173	25,341
" Bombay	39,537	32,143	49,544	26,372	21,069	65,091	59,320	40,603	20,187	13,304
" Sind	5,141	1,038	4,719	6,768	7,047	7,196	1,676	9,550	7,043	7,049
" Madras	3	730	..	60	1,653	..
" Burma	30	1,332	3,130	2,036	173	352	1,700	1,564	1,076	922
TOTAL	108,993	95,608	104,518	48,187	67,443	85,714	63,489	72,622	43,103	47,116
Building and engineering materials, other than of iron, steel, or wood (III. U)										
United Kingdom (including Channel Islands)	3,016	539	30,019	135	392
Ceylon (excluding Maldives)	11,780	3,016	1,974	5,543	5,447
Union of South Africa	16,805	..	6,533
Commonwealth of Australia	44,930	33,400
Other British Possessions	5,505	6,702	961	4,503	3,736
TOTAL BRITISH EMPIRE	81,736	51,657	42,487	10,136	9,575
Netherlands	24,468	64,624
Belgium	14,602	..	700
Iraq	3,191	11,938	14,754	1,530	283
China (exclusive of Hongkong and Macao)	9,160	..	40,800	..
Other Foreign Countries	4,384	1,630	5,398	1,547	843
TOTAL FOREIGN COUNTRIES	21,177	47,306	85,476	49,377	1,136
Share of Bengal	2,979	22,753	63,035	43,111	426
" Bombay	37,597	63,637	63,331	6,313	9,355
" Sind	1,126	780	6,131	4,950	371
" Madras	3,103	409	1,347	133	47
" Burma	2,109	354	239	63	12
TOTAL	1,02,913	93,963	1,27,963	60,063	10,711
Candles of all kinds (III. U)	Lbs.	Lbs.	Lbs.	Lbs.	Lbs.					
TOTAL BRITISH EMPIRE	67	178	11	112	..	32	119	6	120	..
TOTAL FOREIGN COUNTRIES	353	67	169	200	..	234	32	68	100	..
Share of Bombay	419	141	180	112	..	356	61	74	130	..
" Sind	30	..	200	15	..	100	..
" Madras	74	75
TOTAL	419	245	180	312	..	256	151	74	220	..

GENERAL EXPORTS

(742)

FOREIGN MERCHANDISE

No. 12—continued

ARTICLES, AND COUNTRIES OF FINAL DESTINATION; ALSO SHARE OF EACH PROVINCE	QUANTITY					VALUE				
	1931-32	1932-33	1933-34	1934-35	1935-36	1931-32	1932-33	1933-34	1934-35	1935-36
Gauces and Batters (II. B)—										
United Kingdom (including Channel Islands)	Cwts. 945	Cwts. 187	Cwts. 682	Cwts. 169	Cwts. ..	Rs 18,455	Rs 4,040	Rs 11,604	Rs 3,150	Rs ..
Other British Possessions	26	68	89	110	14	980	1,658	1,545	5,892	430
TOTAL BRITISH EMPIRE	971	245	771	279	14	19,435	5,698	13,149	8,512	430
France	739	836	16,600	17,700
Spain	..	218	5,890
Egypt	309	456	683	570	657	10,558	17,489	20,570	18,460	22,807
Other Foreign Countries	167	409	122	83	52	5,075	12,015	4,547	3,860	1,355
TOTAL FOREIGN COUNTRIES	1,215	1,919	751	653	709	32,230	52,588	25,117	21,820	25,162
Share of Bombay	2,138	2,164	1,472	860	722	51,665	53,228	32,266	26,332	25,592
" Sind	72	4,000	..
TOTAL	2,138	2,164	1,472	932	722	51,665	53,228	32,266	26,332	25,592
Chemicals and Chemical preparations (excluding chemical manures and medicines)—										
<i>Aluminous Sulphates (including Alum) (III. C)—</i>										
TOTAL BRITISH EMPIRE	Cwts. 177	Cwts. 112	Cwts. 112	Cwts. 107	Cwts. 118	Rs 2,278	Rs 2,170	Rs 2,199	Rs 1,818	Rs 1,582
TOTAL FOREIGN COUNTRIES	484	371	195	107	57	4,010	2,933	2,258	1,484	600
Share of Bombay	493	388	304	305	175	5,319	3,939	6,323	3,248	2,163
" Sind	168	197	3	9	..	260	1,164	16	64	..
" Madras	9
TOTAL	661	488	307	314	175	6,288	5,102	4,597	3,302	2,163
Ammonia and salts thereof (III. D)—										
TOTAL BRITISH EMPIRE	Cwts. 105	Cwts. 77	Cwts. 98	Cwts. 84	Cwts. 38	Rs 2,207	Rs 1,940	Rs 2,786	Rs 2,570	Rs 940
Iran	471	301	114	245	218	11,231	4,898	3,095	6,082	5,408
Other Foreign Countries	101	171	70	100	26	2,590	3,504	2,077	2,670	676
TOTAL FOREIGN COUNTRIES	572	372	184	345	244	13,821	8,697	5,172	8,752	6,084
Share of Bengal	2	30	25
" Bombay	661	436	379	436	271	16,066	10,162	7,530	11,089	6,824
" Sind	14	12	2	1	2	422	475	162	118	120
" Madras	2	178	..
" Burma	1	..	9	166	..	46
TOTAL	677	449	282	429	282	16,622	10,637	7,956	11,822	7,024
Arsenic and its oxides (III. E)—										
TOTAL BRITISH EMPIRE	Cwts. 3	Cwts. 6	Cwts. ..	Cwts. ..	Cwts. ..	Rs 120	Rs 150	Rs ..	Rs ..	Rs ..
TOTAL FOREIGN COUNTRIES	5	..	9	..	48	245	..	270	..	1,340
Share of Bengal	28	654
" Bombay	3	6	9	..	18	365	150	270	..	685
TOTAL	8	6	9	..	48	365	150	270	..	1,340

No. 12—continued

ARTICLES, AND COUNTRIES OF FINAL DESTINATION; ALSO SHARE OF EACH PROVINCE	QUANTITY					VALUE				
	1931-32	1932-33	1933-34	1934-35	1935-36	1931-32	1932-33	1933-34	1934-35	1935-36
Chemicals and Chemical preparations (excluding chemical manures and medicines)—continued						R	R	R	R	R
<i>Sulphuric acid (III. C)—</i>	Cwts.	Cwts.	Cwts.	Cwts.	Cwts.					
TOTAL BRITISH EMPIRE	74	86	176	90	77	1,915	2,914	2,629	3,582	4,430
TOTAL FOREIGN COUNTRIES	28	17	1	2	2	689	670	45	90	165
<i>Share of Bengal</i>	1	13	5	43	36	43	700	159	1,350	1,300
" <i>Bombay</i>	40	36	32	49	42	1,237	1,595	1,450	2,362	3,310
" <i>Sind</i>	9	18	..	2	1	195	666	30	60	25
" <i>Madras</i>	140	20	..	1,064
" <i>Burma</i>	52	36	1,110	724
TOTAL	102	108	177	92	79	2,604	3,584	2,674	3,672	4,595
<i>Other Sorts of Chemicals (II. D)—</i>										
United Kingdom (including Channel Islands)	—	—	—	—	—	15,002	6,827	19,765	4,508	2,614
Aden and Dependencies	—	—	—	—	—	3,858	16,819	2,009	9,011	2,203
Bahrain Islands	—	—	—	—	—	9,408	10,046	9,845	7,992	9,998
Ceylon (excluding Maldives)	—	—	—	—	—	21,862	31,434	4,505	18,773	22,658
Straits Settlements	—	—	—	—	—	1,492	2,853	5,359	1,683	2,026
Kenya Colony	—	—	—	—	—	3,272	5,142	1,917	3,441	1,989
Other British Possessions	—	—	—	—	—	11,245	7,633	9,839	5,197	3,377
TOTAL BRITISH EMPIRE	—	—	—	—	—	66,389	79,819	53,229	45,506	45,125
Germany	—	—	—	—	—	4,554	2,527	2,974	8,376	1,974
France	—	—	—	—	—	680	..	202	1,772	6,424
Mascat Territory and Trucial Oman	—	—	—	—	—	3,270	5,255	2,376	3,402	5,032
Native States in Arabia	—	—	—	—	—	5,742	1,868
Iraq	—	—	—	—	—	5,846	7,151	7,770	12,172	12,125
Iran	—	—	—	—	—	7,252	17,180	16,952	7,168	27,717
Other Foreign Countries	—	—	—	—	—	10,837	9,763	10,347	11,097	6,539
TOTAL FOREIGN COUNTRIES	—	—	—	—	—	31,900	40,326	31,139	50,229	61,679
<i>Share of Bengal</i>	—	—	—	—	—	32,311	33,659	3,202	16,141	7,655
" <i>Bombay</i>	—	—	—	—	—	43,669	59,319	53,003	52,073	79,061
" <i>Sind</i>	—	—	—	—	—	11,713	14,061	14,109	22,759	17,290
" <i>Madras</i>	—	—	—	—	—	6,114	3,932	17,368	1,914	3,332
" <i>Burma</i>	—	—	—	—	—	102	4,624	1,137	1,245	66
TOTAL	—	—	—	—	—	98,329	1,20,645	94,419	95,734	1,06,304
<i>Total value of Chemicals and chemical prepara- tions—</i>										
United Kingdom (including Channel Islands)	—	—	—	—	—	15,199	6,912	20,056	4,353	2,639
Aden and Dependencies	—	—	—	—	—	5,208	17,420	3,489	10,736	2,513
Bahrain Islands	—	—	—	—	—	10,943	10,316	10,680	8,667	9,973
Ceylon (excluding Maldives)	—	—	—	—	—	22,412	32,869	5,719	15,354	23,808
Straits Settlements	—	—	—	—	—	3,122	3,517	5,784	2,073	3,003

GENERAL EXPORTS

(744)

FOREIGN MERCHANDISE

No. 12—continued

ARTICLES, AND COUNTRIES OF FINAL DESTINATION; ALSO SHARE OF EACH PROVINCE	QUANTITY					VALUE				
	1931-32	1932-33	1933-34	1934-35	1935-36	1931-32	1932-33	1933-34	1934-35	1935-36
						₹	₹	₹	₹	₹
Chemicals and Chemical preparations (excluding chemical manures and medicines)—continued										
<i>Total value of Chemicals and chemical preparations—contd.</i>										
Kenya Colony	—	—	—	—	—	8,947	6,042	8,492	4,516	4,539
Other British Possessions	—	—	—	—	—	12,538	9,843	11,573	7,171	5,600
TOTAL BRITISH EMPIRE	—	—	—	—	—	78,459	86,903	60,843	58,475	52,078
Germany	—	—	—	—	—	4,598	2,572	2,024	9,175	1,974
France	—	—	—	—	—	680	..	202	1,772	6,424
Mashat Territory and Trucial Oman	—	—	—	—	—	4,050	5,045	3,882	4,216	5,362
Other Native States in Arabia	—	—	—	—	—	7,718	8,089	6,174	8,250	2,563
Iraq	—	—	—	—	—	5,723	7,151	7,999	12,321	12,851
Iran	—	—	—	—	—	21,162	23,846	20,032	12,395	32,393
Other Foreign Countries	—	—	—	—	—	6,323	6,446	8,062	11,515	7,399
TOTAL FOREIGN COUNTRIES	—	—	—	—	—	50,755	52,126	48,875	60,555	69,868
Share of Bengal	—	—	—	—	—	32,423	34,359	4,397	17,391	3,994
" Bombay	—	—	—	—	—	71,868	75,165	7,953	69,374	92,074
" Sind	—	—	—	—	—	12,759	16,265	370	23,391	17,435
" Madras	—	—	—	—	—	6,163	3,982	2,074	2,089	3,322
" Burma	—	—	—	—	—	1,212	5,243	94,419	1,815	111
TOTAL	—	—	—	—	—	1,24,214	1,40,119	1,09,718	1,14,080	1,21,946
Chinese and Japanese ware (including lacquered ware but excluding earthenware and porcelain) (III. H)—										
United Kingdom (including Channel Islands)	—	—	—	—	—	51,402	22,070	12,470	12,670	12,704
Other British Possessions	—	—	—	—	—	2,170	100	275	570	1,500
TOTAL BRITISH EMPIRE	—	—	—	—	—	53,572	22,170	12,745	13,240	14,204
TOTAL FOREIGN COUNTRIES	—	—	—	—	—	627	1,980	1,535	1,216	280
Share of Bengal	—	—	—	—	—	320	..	320	300	312
" Bombay	—	—	—	—	—	46,375	20,250	12,530	19,325	12,042
" Madras	—	—	—	—	—	3,973	2,425	401	75	..
" Burma	—	—	—	—	—	2,331	1,425	1,449	345	3,120
TOTAL	—	—	—	—	—	54,199	24,100	15,280	20,455	15,484
Clocks and Watches and parts thereof—										
<i>Clocks and Watches (III. D)—</i>										
TOTAL BRITISH EMPIRE	No. 240	No. 142	No. 310	No. 341	No. 439	6,258	3,922	4,842	3,958	2,829
Germany	327	1	1	1,000	..	1,072	12	37	5,624	..
Other Foreign Countries	168	48	232	470	699	3,257	397	2,598	5,962	3,012
TOTAL FOREIGN COUNTRIES	495	49	233	1,470	699	4,329	410	2,635	11,646	3,012
Share of Bengal	12	43	16	8	222	925	129	567	412	1,442
" Bombay	606	92	444	1,767	892	5,641	2,225	3,944	14,556	3,122
" Sind	26	27	66	20	29	472	313	1,157	435	745
" Madras	19	24	6	4	..	456	1,455	330	166	..
" Burma	12	5	11	2	9	757	153	720	27	510
TOTAL	725	191	549	1,911	1,138	10,527	4,326	6,978	16,004	5,841

No. 12—continued

ARTICLES, AND COUNTRIES OF FINAL DESTINATION, ALSO SHARE OF EACH PROVINCE	QUANTITY					VALUE				
	1931-32	1932-33	1933-34	1934-35	1935-36	1931-32	1932-33	1933-34	1934-35	1935-36
Clocks and Watches and parts thereof—continued						R	R	R	R	R
<i>Parts of Clocks and Watches (III, D)—</i>										
TOTAL BRITISH EMPIRE	—	—	—	—	—	160	..	710	..	42
TOTAL FOREIGN COUNTRIES	—	—	—	—	—	260	1,647
Share of Bengal . . .	—	—	—	—	—	160	1,169
.. Bombay . . .	—	—	—	—	—	310	..	520
.. Sind . . .	—	—	—	—	—	400	360	..
TOTAL	—	—	—	—	—	160	..	710	260	1,689
Coal and Coke (II, A)—	Tons	Tons	Tons	Tons	Tons					
United Kingdom (including Channel Islands) . . .	3,401	2,051	1,040	90,737	48,814	18,000	10	9
Aden and Dependencies	290	5,800
Other British Possessions	1	60	120
TOTAL BRITISH EMPIRE	3,401	2,341	1,040	1	..	90,737	54,614	18,000	70	129
Italy (including Fiume)	536	9,112
Iraq	1,378	135	263	81	217	34,995	3,618	4,949	885	5,145
Other Foreign Countries . . .	40	34	250	1,120	987	3,750	100	4
TOTAL FOREIGN COUNTRIES	1,418	705	513	81	217	36,115	13,697	8,699	985	5,149
Share of Bombay . . .	4,586	1,970	1,296	1,21,147	49,535	31,829
.. Sind	228	1,075	257	38	217	5,705	18,737	4,860	10	5,149
.. Madras	1	39	..	1,005	120
.. Burma	40	9
TOTAL	4,814	3,046	1,553	82	217	1,26,852	63,311	26,699	1,055	5,278
COAL SHIPPED FOR THE USE OF STEAMERS, etc., engaged in the foreign trade—	Tons	Tons	Tons	Tons	Tons					
Share of Bombay	14,901	6,366	9,885	10,117	8,562	—	—	—	—	—
.. Sind	3,461	7,025	10,001	16,739	31,728	—	—	—	—	—
.. Madras	140	..	430	—	—	—	—	—
.. Burma	150	175	60	300	..	—	—	—	—	—
TOTAL	28,672	18,466	20,376	27,146	40,290	—	—	—	—	—

* Coal shipped for the use of steamers, etc., is not re-exports in the ordinary acceptation of the term, and the value thereof is, accordingly, not included in these accounts.

GENERAL EXPORTS

(746)

FOREIGN MERCHANDISE

No. 12—continued

ARTICLES, AND COUNTRIES OF FINAL DESTINATION; ALSO SHARE OF EACH PROVINCE	QUANTITY					VALUE				
	1931-32	1932-33	1933-34	1934-35	1935-36	1931-32	1932-33	1933-34	1934-35	1935-36
						R	R	R	R	R
Coffee (I. E)—	Cwts.	Cwts.	Cwts.	Cwts.	Cwts.					
United Kingdom (including Channel Islands)	20	158	1,125	9,500
Palestine	165	5,990
Bahrain Islands	635	24,960
Other British Possessions	170	2,638	7	..
TOTAL BRITISH EMPIRE	890	158	24,713	9,500	..	7	..
Syria	164	6,240
Mascat Territory and Trucial Oman	348	12,525
Other Native States in Arabia	170	7,480
Iraq	916	39,281
Iran	276	10,801
Other Foreign Countries	53	6	..	2,875	320	..
TOTAL FOREIGN COUNTRIES	1,927	6	..	79,652	320	..
Share of Bengal	..	1	50
" Bombay	2,731	157	..	6	..	1,10,792	9,450	..	320	..
" Sind	16	773
" Madras	6	169	7	..
" Burma	74	2,725
TOTAL	2,826	158	..	6	..	1,14,370	9,500	..	327	..
Cordage and rope of vegetable fibre (excluding jute and cotton) (III. U)—	Cwts.	Cwts.	Cwts.	Cwts.	Cwts.					
United Kingdom (including Channel Islands)	598	1,008	26	1,404	..	5,515	10,400	260	14,440	..
Other British Possessions	24	44	39	143	284	920	1,451	925	3,107	4,708
TOTAL BRITISH EMPIRE	622	1,047	65	1,547	284	6,435	11,851	1,185	17,548	4,708
Iraq	..	37	11	34	323	..	1,339	295	680	10,290
Other Foreign Countries	59	44	37	34	3	3,814	1,422	1,287	997	90
TOTAL FOREIGN COUNTRIES	59	81	28	68	326	3,814	2,761	1,582	1,677	10,380
Share of Bengal	498	959	26	1,432	32	5,515	10,160	273	16,307	908
" Bombay	34	93	51	44	352	1,494	3,219	3,014	980	10,335
" Sind	6	26	16	7	3	240	1,313	480	376	142
" Burma	43	32	313	2,800	1,170	3,299
TOTAL	681	1,122	96	1,615	610	10,249	14,612	2,767	19,232	15,178
Cutlery (III. D)—										
United Kingdom (including Channel Islands)	—	—	—	—	—	22,597	23,235	16,877	10,797	16,024
Ceylon (excluding Maldives)	—	—	—	—	—	7,074	3,010	3,280	5,989	6,101
Kenya Colony	—	—	—	—	—	10,580	5,312	9,144	12,713	6,675
Tanganyika Territory	—	—	—	—	—	20,425	3,675	1,110	4,300	6,300
Other British Possessions	—	—	—	—	—	10,617	8,890	10,409	10,612	12,808
TOTAL BRITISH EMPIRE	—	—	—	—	—	81,243	44,122	40,820	44,811	54,708

No. 12—continued

ARTICLES, AND COUNTRIES OF FINAL DESTINATION; ALSO SHARE OF EACH PROVINCE	QUANTITY					VALUE				
	1931-32	1932-33	1933-34	1934-35	1935-36	1931-32	1932-33	1933-34	1934-35	1935-36
<i>Buttery (III. D)—continued</i>						R	R	R	R	R
Germany	—	—	—	—	—	2,847	1,650	2,637	2,443	1,004
Netherlands	—	—	—	—	—	161	9,500
Mascat Territory and Trucial Oman	—	—	—	—	—	5,005	2,725	2,830	8,365	4,013
Other Native States in Arabia	—	—	—	—	—	2,500	3,876	4,730	3,730	5,380
Portuguese East Africa	—	—	—	—	—	14,441	13,648	16,485	5,475	9,950
Other Foreign Countries]	—	—	—	—	—	9,795	8,889	12,691	6,332	8,004
TOTAL FOREIGN COUNTRIES	—	—	—	—	—	34,539	30,738	39,323	33,345	38,811
<i>Share of Bengal</i>	—	—	—	—	—	<i>11,365</i>	<i>1,569</i>	<i>5,604</i>	<i>3,987</i>	<i>5,013</i>
" Bombay	—	—	—	—	—	<i>94,377</i>	<i>62,245</i>	<i>60,711</i>	<i>63,679</i>	<i>77,787</i>
" Sind	—	—	—	—	—	<i>1,659</i>	<i>5,658</i>	<i>10,833</i>	<i>6,954</i>	<i>4,933</i>
" Madras	—	—	—	—	—	<i>3,492</i>	<i>4,037</i>	<i>1,210</i>	<i>1,741</i>	<i>631</i>
" Burma	—	—	—	—	—	<i>6,289</i>	<i>1,271</i>	<i>1,766</i>	<i>1,295</i>	<i>5,456</i>
TOTAL	—	—	—	—	—	1,16,082	74,860	80,143	77,656	93,519
Drugs and Medicines (ex- cluding chemicals and narcotics)—	Cwts.	Cwts.	Cwts.	Cwts.	Cwts.					
<i>Asiatic (III. O) —</i>										
Ceylon (excluding Maldives)	114	73	152	173	98	6,635	2,947	4,525	5,252	2,189
Straits Settlements	526	296	542	241	315	16,242	9,823	13,981	7,525	9,965
Hongkong	28	32	..	103	275	760	800	..	2,550	6,106
Other British Possessions	129	154	176	218	90	9,980	10,975	11,704	11,225	5,239
(TOTAL BRITISH EMPIRE)	797	555	870	735	778	33,517	24,545	30,160	26,552	23,499
Germany	110	..	49	237	..	3,492	..	1,020	5,240	..
United States of America— Via Atlantic Coast	47	202	585	1,650	4,785	12,696
Other Foreign Countries	181	72	58	232	249	6,987	3,905	3,105	7,394	6,620
TOTAL FOREIGN COUNTRIES	338	72	107	671	834	12,129	3,905	4,125	17,419	10,316
<i>Share of Bombay</i>	<i>1,024</i>	<i>627</i>	<i>977</i>	<i>1,406</i>	<i>1,610</i>	<i>43,024</i>	<i>23,450</i>	<i>34,285</i>	<i>43,971</i>	<i>42,315</i>
" Sind	<i>111</i>	<i>..</i>	<i>..</i>	<i>..</i>	<i>..</i>	<i>3,622</i>	<i>..</i>	<i>..</i>	<i>..</i>	<i>..</i>
TOTAL	1,135	627	977	1,406	1,610	46,646	23,450	34,285	43,971	42,315
<i>Camphor (III. O)—</i>	Lbs.	Lbs.	Lbs.	Lbs.	Lbs.					
Straits Settlements	100	29,127	3,045	106	34,940	3,806
Mauritius and Dependencies	5,356	4,654	..	5,629	2,916	8,703	8,550	..	7,595	4,169
Other British Possessions	1,043	680	680	1,316	335	1,505	1,522	1,325	2,600	675
(TOTAL BRITISH EMPIRE)	6,499	34,461	3,725	7,445	3,281	10,314	45,012	5,131	10,195	4,844
Italy (including Rome)	10,100	11,170	..
Iraq	4,060	1,030	600	1,800	..	6,135	1,599	610	2,625
Other Foreign Countries	1,222	3,648	2,392	2,320	2,740	1,822	5,237	3,913	2,335	2,862
TOTAL FOREIGN COUNTRIES	1,222	7,708	3,472	13,020	4,540	1,822	11,372	5,503	14,115	5,457
<i>Share of Bengal</i>	<i>5,356</i>	<i>4,654</i>	<i>..</i>	<i>5,629</i>	<i>2,916</i>	<i>8,703</i>	<i>8,550</i>	<i>..</i>	<i>7,595</i>	<i>4,169</i>
" Bombay	<i>2,009</i>	<i>3,268</i>	<i>4,152</i>	<i>14,836</i>	<i>4,375</i>	<i>3,012</i>	<i>12,738</i>	<i>6,828</i>	<i>14,716</i>	<i>6,162</i>
" Madras	<i>366</i>	<i>20,100</i>	<i>..</i>	<i>..</i>	<i>..</i>	<i>431</i>	<i>21,356</i>	<i>..</i>	<i>..</i>	<i>..</i>
" Burma	<i>..</i>	<i>9,127</i>	<i>3,045</i>	<i>..</i>	<i>..</i>	<i>..</i>	<i>13,690</i>	<i>3,309</i>	<i>..</i>	<i>..</i>
TOTAL	7,721	42,149	7,197	20,465	7,821	13,136	56,384	10,634	24,310	10,331

GENERAL EXPORTS

(748)

FOREIGN MERCHANDISE

No. 12—continued

ARTICLES, AND COUNTRIES OF FINAL DESTINATION; ALSO SHARE OF EACH PROVINCE	QUANTITY					VALUE				
	1931-32	1932-33	1933-34	1934-35	1935-36	1931-32	1932-33	1933-34	1934-35	1935-36
						₹	₹	₹	₹	₹
Drugs and Medicines (excluding chemicals and narcotics)—continued										
Quinine Salts—										
<i>Quinine Sulphate or bisulphate (III. C)—</i>	Lbs.	Lbs.	Lbs.	Lbs.	Lbs.					
United Kingdom (including Channel Islands)	700	482	..	6	11	1,158	5,765	..	284	241
Other British Possessions	..	33	..	95	31	..	889	..	1,575	780
TOTAL BRITISH EMPIRE	700	515	..	101	42	1,158	6,654	..	1,859	1,021
Germany	8	307	150	6,944
Other Foreign Countries	..	132	12	..	418	..	1,220	323	..	2,304
TOTAL FOREIGN COUNTRIES	8	439	12	..	418	150	8,164	323	..	2,304
Share of <i>Bahar</i>	678	375	588	6,671
" <i>Bombay</i>	34	674	..	101	430	350	3,052	..	1,859	2,409
" <i>Sind</i>	..	5	18	..	30	..	55	323	..	780
TOTAL	706	954	12	101	460	1,308	14,818	323	1,859	3,325
Quinine hydrochloride or Di hydrochloride (III. C)—	Lbs.	Lbs.	Lbs.	Lbs.	Lbs.					
Iran	7
Share of <i>Sind</i>	7
Others (III. C)—	Lbs.	Lbs.	Lbs.	Lbs.	Lbs.					
United Kingdom (including Channel Islands)	858	11,624	..
Other British Possessions	15	220	..	210	1,820	..
TOTAL BRITISH EMPIRE	15	1,078	..	210	13,444	..
Germany	112	215	..	2,432	3,175	..
Belgium	81	..	3,300	..	200	2,300	..	13,379	..	5,000
Other Foreign Countries	..	400	35	..	36	..	2,680	905	..	400
TOTAL FOREIGN COUNTRIES	193	400	3,335	215	236	4,632	2,680	14,184	3,175	5,400
Share of <i>Bahar</i>	203	400	3,335	1,108	38	4,842	2,680	14,184	16,633	400
" <i>Bombay</i>	82	300	2,080	6,000
" <i>Madras</i>	108	917	..
TOTAL	203	400	3,335	1,208	236	4,842	2,680	14,184	21,619	5,400
Saccharin (III. C)—	Lbs.	Lbs.	Lbs.	Lbs.	Lbs.					
Market Territory and Trucial Oman	500	..	700	5,500	..	4,681
Other Native States in Arabia	..	100	..	1,200	9,150	..	500	..	5,634	39,729
TOTAL FOREIGN COUNTRIES	..	100	500	1,200	9,850	..	500	5,500	5,634	44,380
Share of <i>Bombay</i>	..	100	500	..	6,000	..	500	5,500	..	23,909
" <i>Sind</i>	1,200	3,850	5,634	20,471
TOTAL	..	100	500	1,200	9,850	..	500	5,500	5,634	44,380
Other sorts of Drugs and Medicines (III. C)—										
United Kingdom (including Channel Islands)	8,400	12,359	46,406	10,408	21,205
Aden and Dependencies	8,333	1,016	792	1,010	2,253
Bahrain Islands	9,546	17,445	6,778	12,342	5,625
Ceylon (excluding Maldives)	43,609	28,726	19,087	26,797	20,477
Straits Settlements	11,937	2,569	6,007	5,817	10,241
Hongkong	1,918	2,935	..	9,014	10,321
Kenya Colony	3,691	2,028	2,309	2,519	7,041
Tanganyika Territory	1,632	6,045	1,180	1,700	465

No. 12—continued

ARTICLES, AND COUNTRIES OF FINAL DESTINATION; ALSO SHARE OF EACH PROVINCE	QUANTITY					VALUE				
	1981-82	1982-83	1983-84	1984-85	1985-86	1981-82	1982-83	1983-84	1984-85	1985-86
Drugs and Medicines (excluding pharmaceuticals and narcotics)—continued						R	R	R	R	R
Other sorts of Drugs and Medicines (III, C)—contd.										
Commonwealth of Australia	—	—	—	—	—	..	825	6,732	4,050	11,510
Other British Possessions	—	—	—	—	—	6,484	3,072	3,302	2,814	4,552
TOTAL BRITISH EMPIRE	—	—	—	—	—	95,059	72,020	93,048	87,371	1,02,680
Germany	—	—	—	—	—	10,588	19,089	10,519	1,43,191	67,241
Netherlands	—	—	—	—	—	513	5,930	7,765	5,150	38,496
France	—	—	—	—	—	3,123	1,523	3,688	15,816	5,055
Greece (including Crete)	—	—	—	—	—	10,611	..	60
Native States in Arabia other than Maskat Territory and Trucial Oman	—	—	—	—	—	5,950	5,784	3,131	906	1,420
Iraq	—	—	—	—	—	3,584	4,440	3,624	4,003	5,105
Iran	—	—	—	—	—	20,207	9,620	10,966	7,226	9,069
China (exclusive of Hong-kong and Macao)	—	—	—	—	—	11,611	14,250	9,194	7,854	1,000
Japan	—	—	—	—	—	2,580	1,219	2,018	714	37,080
Egypt	—	—	—	—	—	825	1,220	5,110	1,242	2,190
United States of America— Via Atlantic Coast	—	—	—	—	—	4,690	5,033	6,239	5,858	3,633
" Pacific "	—	—	—	—	—	537	5	..
Other Foreign Countries	—	—	—	—	—	5,840	4,564	3,866	3,600	15,672
TOTAL FOREIGN COUNTRIES	—	—	—	—	—	69,512	72,677	77,313	2,05,565	1,86,021
Share of Bengal	—	—	—	—	—	32,449	42,952	67,924	56,033	69,603
" Bombay	—	—	—	—	—	22,331	23,221	31,236	2,94,335	1,92,530
" Sind	—	—	—	—	—	11,805	7,107	7,398	6,713	13,123
" Madras	—	—	—	—	—	13,405	3,935	1,534	2,733	4,953
" Burma	—	—	—	—	—	3,721	7,621	1,769	2,632	2,423
TOTAL	—	—	—	—	—	1,64,571	1,44,697	1,70,361	2,02,936	2,88,701
Total value of Drugs and Medicines—										
United Kingdom (including Channel Islands)	—	—	—	—	—	9,647	18,124	46,406	24,854	21,536
Aden and Dependencies	—	—	—	—	—	9,723	2,961	3,222	2,365	2,633
Bahrain Islands	—	—	—	—	—	9,906	18,042	7,123	12,942	6,235
Ceylon (excluding Maldives)	—	—	—	—	—	50,309	27,907	23,762	46,619	22,856
Straits Settlements	—	—	—	—	—	23,335	47,332	23,744	13,342	29,206
Hongkong	—	—	—	—	—	2,678	3,735	..	11,564	16,427
Union of South Africa	—	—	—	—	—	4,765	5,330	5,122	3,876	2,521
Kenya Colony	—	—	—	—	—	7,036	4,903	6,924	7,700	10,416
Tanganyika Territory	—	—	—	—	—	1,302	6,430	1,410	2,500	515
Mauritius and Dependencies	—	—	—	—	—	3,943	3,900	865	7,851	4,409
Commonwealth of Australia	—	—	—	—	—	1,667	825	6,732	4,050	11,510
Other British Possessions	—	—	—	—	—	5,647	3,692	3,019	2,353	3,730
TOTAL BRITISH EMPIRE	—	—	—	—	—	1,40,253	1,43,231	1,23,334	1,39,421	1,32,044
Germany	—	—	—	—	—	13,812	26,039	11,539	1,61,606	67,241
Netherlands	—	—	—	—	—	513	3,610	3,670	5,150	38,396
Belgium	—	—	—	—	—	2,300	..	13,379	4,935	5,806
France	—	—	—	—	—	3,343	1,523	3,688	19,366	6,380
Italy (including Fiume)	—	—	—	—	—	11,380	..
Greece (including Crete)	—	—	—	—	—	10,611	..	60
Maskat Territory and Trucial Oman	—	—	—	—	—	2,740	3,431	7,539	1,536	6,690
Other Native States in Arabia	—	—	—	—	—	6,150	7,317	3,331	6,760	41,179
Iraq	—	—	—	—	—	3,584	10,605	5,244	4,633	7,730
Iran	—	—	—	—	—	21,024	14,050	12,502	9,331	13,533
China (exclusive of Hong-kong and Macao)	—	—	—	—	—	11,656	14,250	9,194	7,854	1,000

GENERAL EXPORTS

(750)

FOREIGN MERCHANDISE

No. 12—continued

ARTICLES, AND COUNTRIES OF FINAL DESTINATION; ALSO SHARE OF EACH PROVINCE	QUANTITY					VALUE				
	1931-32	1932-33	1933-34	1934-35	1935-36	1931-32	1932-33	1933-34	1934-35	1935-36
Drugs and Medicines (including chemicals and narcotics)—continued						R	R	R	R	R
<i>Total value of Drugs and Medicines—continued.</i>										
Japan	—	—	—	—	—	2,580	1,200	2,018	714	37,080
Egypt	—	—	—	—	—	1,026	1,220	7,662	1,707	4,820
United States of America—										
Via Atlantic Coast	—	—	—	—	—	5,340	5,088	6,239	10,643	16,320
" Pacific "	—	—	—	—	—	587	5	..
Other Foreign Countries	—	—	—	—	—	9,677	5,822	4,800	4,783	16,164
TOTAL FOREIGN COUNTRIES	—	—	—	—	—	88,245	99,305	1,05,058	2,50,908	2,62,908
Share of Bengal	—	—	—	—	—	46,982	60,853	31,308	32,240	74,177
" Bombay	—	—	—	—	—	1,43,717	1,33,012	1,36,173	2,69,460	2,79,046
" Sind	—	—	—	—	—	15,227	7,209	7,333	12,353	24,249
" Madras	—	—	—	—	—	13,226	25,253	1,334	2,655	4,952
" Burma	—	—	—	—	—	2,721	21,121	5,575	2,622	2,422
TOTAL	—	—	—	—	—	2,26,508	2,47,536	2,35,287	2,90,320	2,94,952
Dyeing and Tanning Substances—										
Cochineal (III. E)—										
TOTAL BRITISH EMPIRE	Cwts. 1	Cwts. 1	Cwts. 7	Cwts. 2	Cwts. ..	50	50	230	135	..
Iran	33	36	24	67	25	16,343	6,523	3,041	7,149	2,586
Other Foreign Countries	3	12	8	13	..	569	2,012	160	1,329	..
TOTAL FOREIGN COUNTRIES	36	50	27	80	25	16,911	8,535	3,201	8,478	2,586
Share of Bombay	37	45	34	32	25	16,991	7,522	3,421	8,622	2,586
" Madras	6	1,009
TOTAL	37	51	34	32	25	16,991	8,532	3,421	8,622	2,586
Cutch and Gambier (III. E)—										
TOTAL BRITISH EMPIRE	Cwts. 57	Cwts. 32	Cwts. 27	Cwts. 9	Cwts. 5	3,265	1,070	1,235	423	249
TOTAL FOREIGN COUNTRIES	11	11	55	20	24	875	645	1,740	1,095	1,325
Share of Bengal	1	1	20	12	..
" Bombay	63	43	21	36	39	4,240	2,315	2,965	1,500	1,584
TOTAL	63	45	22	37	39	4,240	2,315	2,975	1,512	1,584
DYES OBTAINED FROM COAL TAR—										
Alicarins (III. E)—										
TOTAL BRITISH EMPIRE	Lbs. 1,025	Lbs. 765	Lbs. 1,099	Lbs. 122	Lbs. 1,276	607	550	852	20	1,425
TOTAL FOREIGN COUNTRIES	224	403	224	150	216	255
Share of Bombay	672	179	328	..	1,344	450	78	355	..	1,160
" Sind	527	119	307	20
" Madras	577	247	122	532	..	630	752	20	275
TOTAL	1,259	1,168	1,329	122	1,876	757	766	1,107	20	1,435

No. 12—continued

ARTICLES, AND COUNTRIES OF FINAL DESTINATION; ALSO SHARE OF EACH PROVINCE	QUANTITY					VALUE				
	1931-32	1932-33	1933-34	1934-35	1935-36	1931-32	1932-33	1933-34	1934-35	1935-36
Dyeing and Tanning Sub- stances—continued						R	R	R	R	R
DYES OBTAINED FROM COAL-TAR —continued										
<i>Annex (III. E)—</i>										
United Kingdom (including Channel Islands)	Lbs. 77	Lbs. 535	Lbs. 9,203	Lbs. 432	Lbs. 5,296	186	5,158	10,515	1,551	16,852
Ceylon (excluding Maldives)	15,623	25,174	20,925	11,505	11,129	47,607	55,231	36,395	28,519	36,429
Kenya Colony	1,550	680	11,190	5,855	6,814	2,525	1,155	15,145	3,305	10,850
Other British Possessions	9,338	12,423	3,322	7,479	6,653	9,845	8,476	4,985	10,000	8,941
TOTAL BRITISH EMPIRE	26,588	39,011	45,140	25,271	29,892	60,133	70,020	67,040	46,375	73,072
Germany	112	6,239	11,563	3,701	..	75	10,291	46,612	24,055	..
Netherlands	..	10,080	590	360	2,600	..	1,35,380	600	3,520	730
Belgium	9,442	720	..	12,072	1,999	..
France	333	1,698	23	1,950	..	620	2,000	98	8,075	..
Iran	18,132	44,395	43,984	56,500	101,043	18,390	37,391	36,982	51,935	90,277
Java	3,980	749	..	3,980	1,542	..
China (exclusive of Hong- kong and Macao)	..	1,508	2,016	698	1,555	..	10,555	11,592	3,607	3,110
Japan	..	59	3,722	5,213	1,083	..	1,180	32,399	12,029	2,181
United States of America— Via Atlantic Coast	5,033	224	465	6,276	448	18,227	1,400	2,937	13,451	1,792
Other Foreign Countries	4,938	1,712	1,448	2,914	2,570	5,532	3,055	2,750	5,690	4,345
TOTAL FOREIGN COUNTRIES	49,950	65,915	69,905	80,936	109,299	63,976	2,01,254	1,34,470	1,30,503	1,02,785
Share of Bengal	230	224	260	332	..
" Bombay	34,370	39,397	199,718	100,445	135,547	1,10,351	2,63,129	1,97,764	1,73,407	1,71,786
" Sind	11,900	156	100	168	1,049	12,500	474	149	300	1,724
" Madras	593	3,754	3,793	4,671	2,595	1,233	3,191	3,337	7,297	2,347
" Burma	..	1,130	50	749	4,430	100	1,542	..
TOTAL	76,538	104,927	113,945	106,257	139,191	1,24,109	2,71,274	2,01,510	1,82,378	1,75,857
<i>Others (III. E)—</i>	Lbs.	Lbs.	Lbs.	Lbs.	Lbs.					
TOTAL BRITISH EMPIRE	224	1,344	1,546	74	2,610	2,793
Belgium	2,300	..	112	..	510	6,340	..	552	..	2,650
Iran	43,793	1,790	6,334	1,120	30,240	59,591	2,394	12,037	1,680	13,415
Java	1,568	7,340
United States of America— Via Atlantic Coast	5,391	9,436	..
Other Foreign Countries	112	..	112	..	2,604	224	..	210	..	4,015
TOTAL FOREIGN COUNTRIES	48,273	1,790	6,558	6,511	33,354	74,495	2,394	12,849	11,116	20,080
Share of Bombay	3,034	..	112	5,391	32,576	10,144	..	552	9,436	13,553
" Sind	43,673	1,790	6,446	1,120	2,340	57,911	2,394	12,297	1,680	4,230
" Madras	3,300	1,344	34	6,514	2,610	30
TOTAL	46,405	3,134	6,558	6,511	34,900	74,559	5,504	12,849	11,116	22,873
<i>Saffron (III. E)—</i>	Lbs.	Lbs.	Lbs.	Lbs.	Lbs.					
TOTAL BRITISH EMPIRE	1,475	405	375	533	1,124	4,111	3,620	5,415	4,660	11,649

GENERAL EXPORTS

(752)

FOREIGN MERCHANDISE

No. 12—continued

ARTICLES, AND COUNTRIES OF FINAL DESTINATION; ALSO SHARE OF EACH PROVINCE	QUANTITY					VALUE				
	1931-32	1932-33	1933-34	1934-35	1935-36	1931-32	1932-33	1933-34	1934-35	1935-36
Dyeing and Tanning Substances—continued										
<i>Saffron (III. E)—continued</i>	Lbs.	Lbs.	Lbs.	Lbs.	Lbs.					
Native States in Arabia other than Maskat Territory and Trucial Oman	1,288	500	580	450	212	6,572	2,637	3,380	5,075	2,050
Other Foreign Countries	180	1,600	320	253	849	1,755	8,524	2,300	910	4,041
TOTAL FOREIGN COUNTRIES	1,468	2,100	1,400	703	1,061	8,328	6,161	5,770	5,985	6,091
<i>State of Bengal</i>	1	30
.. <i>Bombay</i>	2,901	9,605	1,975	1,291	2,185	12,437	9,781	11,185	10,645	17,740
.. <i>Madras</i>	8
TOTAL	2,901	2,505	1,976	1,291	2,185	12,439	9,781	11,185	10,645	17,740
Other ports (III. E)—	Cwts.	Cwts.	Cwts.	Cwts.	Cwts.					
Aden and Dependencies	82	111	86	87	51	3,545	5,349	1,975	4,080	2,585
Straits Settlements	241	340	327	469	315	9,744	16,515	17,090	22,016	17,944
Other British Possessions	15	116	97	64	35	648	4,089	2,926	3,871	2,000
TOTAL BRITISH EMPIRE	338	567	460	614	401	13,937	25,953	21,991	29,917	22,529
Netherlands	3,360	16,800
Other Foreign Countries	61	64	75	190	44	2,602	4,810	6,325	11,021	1,100
TOTAL FOREIGN COUNTRIES	61	64	75	190	3,404	2,602	4,810	6,325	11,021	17,900
<i>State of Bengal</i>	3	19	52	4,321	76
.. <i>Bombay</i>	398	624	491	719	442	16,523	29,794	28,112	32,320	23,199
.. <i>Madras</i>	1	7	42	..	3,360	9	419	166	..	16,800
.. <i>Barma</i>	73	3	4,227	467
TOTAL	399	631	535	804	3,805	16,534	30,213	28,226	40,938	40,529
Total value of Dyeing and Tanning Substances—										
United Kingdom (including Channel Islands)	—	—	—	—	—	178	6,548	10,600	1,551	16,926
Aden and Dependencies	—	—	—	—	—	7,960	9,124	2,515	6,777	6,810
Ceylon (excluding Maldives)	—	—	—	—	—	68,711	57,845	38,626	23,819	29,999
Straits Settlements	—	—	—	—	—	11,019	16,515	17,850	22,818	18,919
Hongkong	—	—	—	—	—	2,034	4,926	4,390	850	5,126
Kenya Colony	—	—	—	—	—	3,105	1,690	15,260	5,575	14,555
Tanganyika Territory	—	—	—	—	—	5,090	1,525	1,875	4,440	3,338
Other British Possessions	—	—	—	—	—	4,176	4,740	5,647	7,420	4,109
TOTAL BRITISH EMPIRE	—	—	—	—	—	82,272	1,04,423	96,763	81,590	1,11,822
Germany	—	—	—	—	—	75	10,327	46,612	24,055	..
Netherlands	—	—	—	—	—	..	1,25,880	600	8,520	17,580
Belgium	—	—	—	—	—	18,912	120	552	1,999	2,650
France	—	—	—	—	—	2,170	2,000	98	3,075	..
Maskat Territory and Trucial Oman	—	—	—	—	—	2,293	5,896	4,675	2,819	3,706
Other Native States in Arabia	—	—	—	—	—	10,770	5,027	5,425	6,135	2,495
Iran	—	—	—	—	—	95,915	48,696	56,810	60,984	1,06,278
Java	—	—	—	—	—	16,245	1,542	600
China (exclusive of Hongkong and Macao)	—	—	—	—	—	..	10,556	11,592	3,607	8,510
Japan	—	—	—	—	—	..	1,180	22,899	15,949	2,181
Portuguese East Africa	—	—	—	—	—	1,360	820	1,270	4,045	7,710
United States of America—										
Via Atlantic Coast	—	—	—	—	—	22,297	3,960	2,937	26,908	1,792
Other Foreign Countries	—	—	—	—	—	1,300	2,056	1,090	3,970	2,375
TOTAL FOREIGN COUNTRIES	—	—	—	—	—	1,27,327	2,24,018	1,64,620	1,74,208	1,50,777

No. 12—continued

ARTICLES, AND COUNTRIES OF FINAL DESTINATION; ALSO SHARE OF EACH PROVINCE	QUANTITY					VALUE				
	1931-32	1932-33	1933-34	1934-35	1935-36	1931-32	1932-33	1933-34	1934-35	1935-36
Dyeing and Tanning Substances—continued						B	B	B	B	B
<i>Total value of Dyeing and Tanning Substances—continued</i>										
Share of Bengal	—	—	—	—	—	362	4,071	70
Bombay	—	—	—	—	—	1,71,108	3,12,077	2,44,330	2,25,941	2,30,008
Sind	—	—	—	—	—	70,713	3,423	12,446	1,930	6,014
Madras	—	—	—	—	—	7,783	7,356	4,145	7,127	10,353
Burma	—	—	—	—	—	..	4,480	100	5,329	2,077
TOTAL	—	—	—	—	—	2,49,609	3,28,441	2,61,383	2,55,708	2,62,609
Earthenware and porcelain (including pipes of earthenware) (III. E)—										
United Kingdom (including Channel Islands)	—	—	—	—	—	34,602	29,611	25,681	18,060	18,513
Aden and Dependencies	—	—	—	—	—	2,192	575	5,510	4,237	2,608
Bahrain Islands	—	—	—	—	—	1,043	2,824	5,174	3,196	933
Anglo-Egyptian Sudan	—	—	—	—	—	..	652	3,850	7,390	30
Other British Possessions	—	—	—	—	—	10,690	6,426	7,956	7,413	5,694
TOTAL BRITISH EMPIRE	—	—	—	—	—	48,527	40,088	42,771	40,296	28,138
France	—	—	—	—	—	1,860	200	5,927	1,700	..
Maskat Territory and Trucial Oman	—	—	—	—	—	2,725	3,674	6,418	9,830	2,557
Other Native States in Arabia	—	—	—	—	—	2,913	6,769	3,394	8,608	4,784
Iraq	—	—	—	—	—	7,532	5,638	5,434	5,596	1,699
Iran	—	—	—	—	—	2,945	3,251	9,881	16,507	9,973
Other Foreign Countries	—	—	—	—	—	11,266	3,531	11,670	11,764	4,327
TOTAL FOREIGN COUNTRIES	—	—	—	—	—	29,241	23,108	42,724	54,005	23,399
Share of Bengal	—	—	—	—	—	6,656	1,622	3,381	4,361	2,274
Bombay	—	—	—	—	—	54,613	45,202	70,631	79,332	39,509
Sind	—	—	—	—	—	3,345	9,314	9,854	3,999	3,375
Madras	—	—	—	—	—	7,112	5,666	216	3,737	850
Burma	—	—	—	—	—	6,042	2,392	1,713	2,365	4,394
TOTAL	—	—	—	—	—	77,773	68,198	90,795	94,301	51,532
Electroplated-ware (III. D)—										
United Kingdom (including Channel Islands)	—	—	—	—	—	26,002	22,914	34,457	19,890	26,514
Other British Possessions	—	—	—	—	—	2,425	3,585	1,560	4,525	625
TOTAL BRITISH EMPIRE	—	—	—	—	—	28,427	26,499	36,017	24,415	27,139
TOTAL FOREIGN COUNTRIES	—	—	—	—	—	1,487	2,300	26	1,123	132
Share of Bengal	—	—	—	—	—	3,155	..	1,900	2,456	2,661
Bombay	—	—	—	—	—	13,902	13,683	24,523	21,323	19,021
Sind	—	—	—	—	—	1,240	3,050	6,433	355	1,549
Madras	—	—	—	—	—	6,600	4,970	1,312
Burma	—	—	—	—	—	5,017	2,136	1,975	1,435	4,029
TOTAL	—	—	—	—	—	29,014	23,839	36,043	25,533	27,271

GENERAL EXPORTS

FOREIGN MERCHANDISE

(754)

No. 12—continued

ARTICLES, AND COUNTRIES OF FINAL DESTINATION; ALSO SHARE OF EACH PROVINCE	QUANTITY					VALUE				
	1931-32	1932-33	1933-34	1934-35	1935-36	1931-32	1932-33	1933-34	1934-35	1935-36
Fireworks (III. U)—						B	B	B	B	B
Hongkong	—	—	—	—	—	—	8,136
Other British Possessions	—	—	—	—	—	1,078	180	800	1,498	2,226
TOTAL BRITISH EMPIRE	—	—	—	—	—	1,078	8,316	800	1,498	2,226
TOTAL FOREIGN COUNTRIES	—	—	—	—	—	150	100	60	440	6
Share of Bombay	—	—	—	—	—	1,228	3,416	860	1,928	3,322
Fish (excluding canned fish)—										
Fish, dry, salted and unsalted (I. A)—	Cwts.	Cwts.	Cwts.	Cwts.	Cwts.					
TOTAL BRITISH EMPIRE	52	219	106	22	17	1,106	2,523	1,449	400	161
TOTAL FOREIGN COUNTRIES	15	1	480	100
Share of Bengal	29
" Bombay	46	226	57	8	15	1,346	2,523	687	100	124
" Sind	22	..	49	17	..	499	..	772	200	..
" Burma	2	11
TOTAL	67	220	106	22	17	1,648	2,623	1,449	400	161
Fishmeats and Sharkfins (I. A)—	Cwts.	Cwts.	Cwts.	Cwts.	Cwts.					
United Kingdom (including Channel Islands)	271	251	191	37	50	51,945	36,050	34,104	5,900	10,423
Ceylon (excluding Maldives)	36	7,900
Straits Settlements	6	1,600
Hongkong	2,802	1,800	1,851	800	918	3,95,626	2,04,528	1,77,687	81,700	50,561
TOTAL BRITISH EMPIRE	3,073	2,051	2,084	837	968	4,47,571	2,40,528	2,20,541	87,600	60,984
United States of America—										
Vid Atlantic Coast	147	6,000
Other Foreign Countries	..	2	320
TOTAL FOREIGN COUNTRIES	..	2	147	..	320	6,000
Share of Bengal	1	200
" Bombay	3,073	2,051	2,084	837	1,111	4,47,571	2,40,528	2,20,541	87,600	60,984
" Sind	..	2	320
TOTAL	3,073	2,053	2,084	837	1,115	4,47,571	2,40,908	2,20,541	87,600	61,184
Total Fish (excluding canned fish)—	Cwts.	Cwts.	Cwts.	Cwts.	Cwts.					
United Kingdom (including Channel Islands)	271	251	191	37	50	51,945	36,050	34,104	5,900	10,423
Ceylon (excluding Maldives)	36	7,900
Hongkong	2,837	1,807	1,907	817	918	3,96,276	2,04,638	1,78,510	82,000	50,561
Other British Possessions	17	212	56	5	17	546	2,375	2,175	100	161
TOTAL BRITISH EMPIRE	3,125	2,270	2,190	859	985	4,48,707	2,43,118	2,21,990	88,000	61,091

No. 12—continued

ARTICLES AND COUNTRIES OF FINAL DESTINATION; ALSO SHARE OF EACH PROVINCE	QUANTITY					VALUE				
	1931-32	1932-33	1933-34	1934-35	1935-36	1931-32	1932-33	1933-34	1934-35	1935-36
Fish (excluding canned fish) —continued						R	R	R	R	R
Total Fish (excluding canned fish) —continued	Cwts.	Cwts.	Cwts.	Cwts.	Cwts.					
United States of America— Via Atlantic Coast	147	6,000
Other Foreign Countries	15	8	450	420
TOTAL FOREIGN COUNTRIES	15	8	147	450	420	6,000
Share of Bengal	4	20	..	100
" Bombay	3,118	2,971	2,141	842	1,126	4,46,817	2,43,213	2,21,198	89,100	66,980
" Sind	88	2	40	17	..	400	320	772	300	..
" Burma	2	11
TOTAL	3,140	2,273	2,190	859	1,132	4,40,217	2,43,533	2,21,900	88,000	67,091
Fruits and Vegetables— <i>Fresh fruits and vegetables</i> (I. B)—										
TOTAL BRITISH EMPIRE	—	—	—	—	—	1,787	4,198	2,159	120	..
Italy (including Fiume)	—	—	—	—	—	..	9,310
Mascat Territory and Trucial Oman	—	—	—	—	—	7,313	4,800	2,727	129	25
Iraq	—	—	—	—	—	17,040	12,215	16,246	1,424	490
Honjam Islands	—	—	—	—	—	36,591	18,340	10,995
Other Foreign Countries	—	—	—	—	—	2,560	1,858	1,240	50	..
TOTAL FOREIGN COUNTRIES	—	—	—	—	—	63,504	46,583	30,208	1,603	515
Share of Bombay	—	—	—	—	—	64,940	48,347	28,573	228	..
" Sind	—	—	—	—	—	351	2,434	2,659	1,495	516
TOTAL	—	—	—	—	—	65,291	50,781	32,232	1,723	515
Fruits and vegetables: dried, salted or preserved— Dates (I. B)—	Tons	Tons	Tons	Tons	Tons					
TOTAL BRITISH EMPIRE	27	11	28	41	21	7,458	2,474	6,878	7,008	4,093
TOTAL FOREIGN COUNTRIES	50	50	39	13	82	9,215	6,544	5,404	2,937	3,529
Share of Bengal	1	16	25	..	98
" Bombay	64	37	41	37	53	15,430	7,372	10,265	3,559	13,050
" Sind	13	34	23	17	..	920	2,590	1,860	1,381	76
" Madras	2	40	232
" Burma	118	5	..
TOTAL	77	61	67	54	58	16,606	10,018	12,372	9,945	13,222

GENERAL EXPORTS

FOREIGN MERCHANDISE

(756)

No. 12—continued

ARTICLES, AND COUNTRIES OF FINAL DESTINATION; ALSO SHARE OF EACH PROVINCE	QUANTITY					VALUE				
	1931-32	1932-33	1933-34	1934-35	1935-36	1931-32	1932-33	1933-34	1934-35	1935-36
	Tons	Tons	Tons	Tons	Tons	Rs	Rs	Rs	Rs	Rs
Fruits and Vegetables— <i>continued</i>										
<i>Fruits and vegetables dried, salted or preserved—</i> <i>continued</i>										
Other sorts (L. B)—										
United Kingdom (including Channel Islands)	815	346	118	56	89	4,47,878	2,10,350	91,840	45,566	75,765
Palestine	8	14	7	10,383	300	531	11,976	5,014
Aden and Dependencies	23	10	13	3	11	12,623	5,511	7,460	5,680	7,800
Ceylon (excluding Maldives)	88	75	57	31	18	54,910	23,036	29,083	16,713	11,016
Straits Settlements	98	80	89	56	44	92,689	66,215	61,692	43,495	33,579
Hongkong	164	127	166	95	56	99,174	70,822	74,611	51,016	29,992
Union of South Africa	2	5	5	1,046	2,319	3,270	4,230	5,187
Zanzibar and Pemba	16	26	14	11	16	22,315	21,620	14,685	19,670	15,822
Kenya Colony	39	37	24	27	53	40,990	34,997	34,463	28,710	43,127
Tanganyika Territory	11	13	9	15	14	15,930	16,765	11,720	16,308	14,563
Mauritius and Dependencies	20	26	20	32	27	11,073	15,006	3,149	15,897	13,277
Other British Possessions	7	6	7	2	5	4,940	4,117	3,993	1,553	2,573
TOTAL BRITISH EMPIRE	1,236	746	529	352	345	3,14,425	4,86,049	3,41,459	2,66,712	2,57,725
Germany	9	11	24	9	22	10,934	7,342	16,280	3,040	23,542
Netherlands	2	74	6	1	10	675	29,777	4,400	960	8,000
Belgium	12	2	7,878	1,498	4
France	76	7	10	10	10	60,366	5,982	1,340	8,325	6,526
Italy (including Fiume)	20	2	..	11,510	15	25	2,100	..
Turkey, European	7	3,370
Syria	24	..	5	45	17	29,457	160	11,720	1,02,855	35,425
Egypt	372	74	336	105	140	1,39,894	23,696	1,00,797	52,606	64,814
United States of America— Via Atlantic Coast	120	162	3	45	34	1,47,913	2,16,561	22,250	91,604	1,05,517
Other Foreign Countries	22	7	9	6	12	18,400	3,937	5,479	3,721	11,321
TOTAL FOREIGN COUNTRIES	673	327	398	224	295	4,34,592	3,09,421	1,65,281	2,69,731	2,55,209
Share of Bengal	1	6	2	2	2	1,356	4,133	2,396	1,231	1,180
.. Bombay	711	516	436	377	494	5,34,133	3,76,300	2,77,022	2,30,302	3,30,297
.. Sind	1,347	551	486	196	144	7,12,434	4,15,485	2,26,632	2,44,910	1,21,437
.. Burma	439	..	140
TOTAL	1,959	1,073	927	576	640	12,99,017	7,95,470	5,06,740	5,35,443	5,12,934
Total value of Fruits and Ve- getables—										
United Kingdom (including Channel Islands)	—	—	—	—	—	4,47,878	2,10,354	91,876	45,708	75,817
Palestine	—	—	—	—	—	10,383	300	531	11,976	5,014
Aden and Dependencies	—	—	—	—	—	12,623	5,523	7,522	5,680	7,800
Bahrain Islands	—	—	—	—	—	1,609	5,055	3,071	808	453
Ceylon (excluding Maldives)	—	—	—	—	—	57,036	23,416	29,412	13,656	11,339
Straits Settlements	—	—	—	—	—	92,229	66,495	65,271	43,935	33,675
Hongkong	—	—	—	—	—	99,174	70,822	74,611	51,016	29,992
Union of South Africa	—	—	—	—	—	1,891	2,345	4,007	4,932	5,819
Zanzibar and Pemba	—	—	—	—	—	22,310	21,627	14,685	19,600	15,823
Kenya Colony	—	—	—	—	—	42,925	36,217	35,163	29,910	44,894
Tanganyika Territory	—	—	—	—	—	16,510	17,027	12,025	16,653	15,071
Mauritius and Dependencies	—	—	—	—	—	11,543	15,613	3,149	16,852	13,673
Other British Possessions	—	—	—	—	—	4,453	3,300	3,123	3,033	2,673
TOTAL BRITISH EMPIRE	—	—	—	—	—	3,23,665	4,93,721	3,50,496	2,72,840	2,62,413

No. 12—continued

ARTICLES, AND COUNTRIES OF FINAL DESTINATION; ALSO SHARE OF EACH PROVINCE	QUANTITY					VALUE				
	1931-32	1932-33	1933-34	1934-35	1935-36	1931-32	1932-33	1933-34	1934-35	1935-36
Fruits and Vegetables—con- cluded										
<i>Total value of Fruits and Vegetables—continued</i>										
Germany	—	—	—	—	—	10,984	7,842	16,280	3,040	23,542
Netherlands	—	—	—	—	—	675	29,777	4,400	980	8,060
Belgium	—	—	—	—	—	7,872	1,496	4
France	—	—	—	—	—	60,366	5,982	1,340	8,325	8,592
Italy (including Fiume)	—	—	—	—	—	11,510	9,325	15	2,100	..
Turkey, European	—	—	—	—	—	8,870
Syria	—	—	—	—	—	29,467	160	11,720	1,02,855	85,485
Neusat Territory and Trucial Oman	—	—	—	—	—	7,858	6,247	5,901	509	298
Iraq	—	—	—	—	—	20,055	18,815	16,021	1,480	590
Iran	—	—	—	—	—	5,867	1,720	1,340	..	160
Benjam Islands	—	—	—	—	—	36,591	18,700	10,995
Java	—	—	—	—	—	4,815	470	365	..	5,452
Egypt	—	—	—	—	—	1,90,644	33,796	1,00,797	52,606	64,814
Portuguese East Africa	—	—	—	—	—	8,424	6,454	6,112	5,629	7,469
United States of America— Vid Atlantic Coast	—	—	—	—	—	1,47,018	2,19,564	22,250	91,604	1,05,517
Other Foreign Countries	—	—	—	—	—	7,855	5,700	3,847	5,648	6,335
TOTAL FOREIGN COUNTRIES	—	—	—	—	—	5,57,311	3,62,548	2,00,983	2,74,271	2,64,253
<i>Share of Bengal</i>	—	—	—	—	—	1,855	4,201	2,921	1,231	1,246
" Bombay	—	—	—	—	—	6,64,758	4,31,619	3,15,965	2,98,039	3,93,347
" Sind	—	—	—	—	—	7,13,755	4,20,809	2,32,221	2,47,726	1,32,073
" Madras	—	—	—	—	—	..	40	232
" Burma	—	—	—	—	—	607	..	140	5	..
TOTAL	—	—	—	—	—	18,80,976	3,56,269	5,51,479	5,47,111	5,26,671
Furniture and Cabinet- ware (III. G)—										
United Kingdom (including Channel Islands)	—	—	—	—	—	2,27,914	1,59,450	2,08,700	1,18,058	69,655
Aden and Dependencies	—	—	—	—	—	4,025	1,400	815	9,800	2,145
Ceylon (excluding Maldives)	—	—	—	—	—	85,734	3,105	2,250	235	688
Straits Settlements	—	—	—	—	—	775	7,050	97	4,675	5,265
Other British Possessions	—	—	—	—	—	1,483	4,986	2,120	3,580	10,272
TOTAL BRITISH EMPIRE	—	—	—	—	—	2,69,951	1,69,991	2,08,432	1,35,846	88,025
Germany	—	—	—	—	—	9,780	2,700	6,214	18,925	7,230
Belgium	—	—	—	—	—	290	20	2,000	8,000	1,009
France	—	—	—	—	—	12,020	40	4,350	50	1,150
Italy (including Fiume)	—	—	—	—	—	8,080	1,260	2,050	15,240	..
Switzerland	—	—	—	—	—	10,620	6,178	450
United States of America— Vid Atlantic Coast	—	—	—	—	—	13,151	11,042	8,667	9,529	2,168
" Pacific "	—	—	—	—	—	..	860	458	650	..
Other Foreign Countries	—	—	—	—	—	9,710	5,363	6,640	5,635	9,490
TOTAL FOREIGN COUNTRIES	—	—	—	—	—	59,481	27,263	30,370	53,079	21,497
<i>Share of Bengal</i>	—	—	—	—	—	1,628	3,659	2,822	4,035	3,500
" Bombay	—	—	—	—	—	1,03,796	67,206	54,490	39,797	30,026
" Sind	—	—	—	—	—	2,10,627	1,33,370	1,74,820	1,40,224	70,431
" Madras	—	—	—	—	—	7,490	9,437	6,300	6,242	473
" Burma	—	—	—	—	—	5,871	3,122	359	1,027	4,084
TOTAL	—	—	—	—	—	8,29,412	1,97,254	2,38,861	1,88,925	1,09,522

GENERAL EXPORTS

FOREIGN MERCHANDISE

(756)

No. 12—continued

ARTICLES, AND COUNTRIES OF FINAL DESTINATION; ALSO SHARE OF EACH PROVINCE	QUANTITY					VALUE				
	1931-32	1932-33	1933-34	1934-35	1935-36	1931-32	1932-33	1933-34	1934-35	1935-36
	Tons	Tons	Tons	Tons	Tons	₹	₹	₹	₹	₹
Fruits and Vegetables— <i>continued</i>										
<i>Fruits and vegetables: dried, salted or preserved—</i> <i>continued</i>										
Other sorts (L. B)—										
United Kingdom (including Channel Islands)	915	940	118	50	89	4,47,873	2,10,350	91,840	45,566	76,765
Palentine	8	14	7	10,333	300	531	11,975	5,014
Aden and Dependencies	23	10	18	8	11	13,023	5,511	7,466	5,680	7,800
Ceylon (excluding Maldives)	88	75	57	31	18	54,910	33,036	29,063	16,713	11,015
Straits Settlements	95	80	50	56	44	93,680	66,215	61,692	43,495	33,370
Hongkong	164	127	100	95	56	90,174	70,822	74,611	51,015	29,992
Union of South Africa	9	5	5	1,046	2,310	3,270	4,230	5,167
Zanzibar and Pemba	16	26	14	11	16	22,815	21,620	14,625	19,570	15,323
Kenya Colony	39	37	24	27	33	40,990	34,997	34,463	23,710	42,127
Tanganyika Territory	11	13	9	15	14	15,930	16,765	11,720	16,303	14,563
Mauritius and Dependencies	20	26	20	22	27	11,073	15,006	8,149	16,897	13,277
Other British Possessions	7	6	7	2	5	4,940	4,117	3,993	1,553	2,573
TOTAL BRITISH EMPIRE	1,285	746	529	352	345	2,14,425	4,68,049	2,41,459	2,65,712	2,57,725
Germany	9	11	24	9	23	10,934	7,842	16,280	3,040	23,142
Netherlands	2	74	6	1	10	673	29,777	4,400	980	3,000
Belgium	12	2	7,073	1,496	4
France	76	7	10	10	10	80,266	5,922	1,340	3,325	6,536
Italy (excluding Rome)	20	2	..	11,510	15	15	2,100	..
Turkey, European	7	3,370
Syria	24	..	5	46	17	29,457	190	11,720	1,02,355	35,485
Egypt	372	74	236	105	140	1,39,394	23,698	1,00,797	52,806	64,314
United States of America— Via Atlantic Coast	120	152	8	46	34	1,47,913	2,16,561	22,250	91,904	1,05,317
Other Foreign Countries	22	7	9	6	12	13,490	3,837	3,479	3,721	11,321
TOTAL FOREIGN COUNTRIES	673	327	398	224	205	4,34,592	2,99,421	1,35,281	2,69,731	2,55,900
Share of Bengal	1	6	5	3	2	1,353	4,135	2,393	1,221	1,156
" Bombay	711	516	436	377	494	4,34,123	3,75,300	3,77,923	2,39,302	3,30,297
" Sind	1,367	551	455	196	144	7,12,424	4,15,485	2,26,322	2,44,910	1,31,437
" Burma	439	..	149
TOTAL	1,958	1,073	927	576	550	12,99,017	7,95,470	5,06,740	5,35,443	5,12,924
Total value of Fruits and Ve- getables—										
United Kingdom (including Channel Islands)	—	—	—	—	—	4,47,873	2,10,354	91,875	45,706	76,817
Palentine	—	—	—	—	—	10,333	300	531	11,975	5,014
Aden and Dependencies	—	—	—	—	—	13,042	5,533	7,522	5,680	7,800
Bahrain Islands	—	—	—	—	—	1,000	15,055	3,071	308	453
Ceylon (excluding Maldives)	—	—	—	—	—	57,086	33,416	30,412	19,656	11,339
Straits Settlements	—	—	—	—	—	93,239	66,495	65,371	43,965	33,675
Hongkong	—	—	—	—	—	90,174	70,822	74,611	51,015	29,992
Union of South Africa	—	—	—	—	—	1,891	2,345	4,007	4,932	5,919
Zanzibar and Pemba	—	—	—	—	—	23,310	21,637	14,625	19,600	15,343
Kenya Colony	—	—	—	—	—	42,935	36,217	35,153	29,910	44,394
Tanganyika Territory	—	—	—	—	—	16,510	17,027	12,023	16,653	15,071
Mauritius and Dependencies	—	—	—	—	—	11,543	15,612	8,149	16,852	13,277
Other British Possessions	—	—	—	—	—	4,458	3,300	3,123	3,033	2,673
TOTAL BRITISH EMPIRE	—	—	—	—	—	8,23,665	4,98,721	2,50,496	2,72,340	2,62,413

No. 12—continued

ARTICLES, AND COUNTRIES OF FINAL DESTINATION; ALSO SHARE OF EACH PROVINCE	QUANTITY					VALUE				
	1931-32	1932-33	1933-34	1934-35	1935-36	1931-32	1932-33	1933-34	1934-35	1935-36
Glass and Glassware— <i>continued</i>										
Other Glassware (III. H)—						R	R	R	R	R
United Kingdom (including Channel Islands)	—	—	—	—	—	46,101	55,866	57,786	50,568	28,374
Aden and Dependencies	—	—	—	—	—	2,150	4,403	6,171	6,472	7,701
Bahrain Islands	—	—	—	—	—	3,721	4,043	3,926	6,637	6,157
Ceylon (excluding Maldives)	—	—	—	—	—	5,013	4,785	2,993	9,323	2,843
Federated Malay States	—	—	—	—	—	3,031	3,133	1,437	793	389
Anglo-Egyptian Sudan	—	—	—	—	—	..	640	5,405	10,343	685
Mauritius and Dependencies	—	—	—	—	—	3,101	4,321	3,631	2,351	493
Other British Possessions	—	—	—	—	—	10,920	12,790	9,322	11,195	13,110
TOTAL BRITISH EMPIRE	—	—	—	—	—	90,046	70,401	75,761	77,632	59,754
Netherlands	—	—	—	—	—	201	..	16,398	..	3,159
Italy (including Flume)	—	—	—	—	—	315	524	7,530	..	5
Maskat Territory and Trucial Oman	—	—	—	—	—	3,165	3,325	4,306	9,625	5,333
Other Native States in Arabia	—	—	—	—	—	2,263	14,630	7,922	12,223	12,337
Iraq	—	—	—	—	—	9,390	8,533	6,292	6,325	2,354
Iran	—	—	—	—	—	17,313	11,400	16,044	23,217	3,679
Japan	—	—	—	—	—	4,305	1,936	3,411	1,452	1,357
Portuguese East Africa	—	—	—	—	—	4,964	5,670	6,391	2,217	5,026
Other Foreign Countries	—	—	—	—	—	5,290	6,093	4,039	4,252	4,041
TOTAL FOREIGN COUNTRIES	—	—	—	—	—	43,711	52,165	77,633	59,316	42,793
Share of Bengal	—	—	—	—	—	9,243	5,376	30,141	4,194	5,425
" Bombay	—	—	—	—	—	33,951	33,412	1,14,005	1,16,332	73,793
" Sind	—	—	—	—	—	4,136	2,707	2,639	3,626	5,536
" Madras	—	—	—	—	—	20,253	13,301	5,023	9,044	3,633
" Burma	—	—	—	—	—	6,174	2,371	1,536	4,403	4,060
TOTAL	—	—	—	—	—	1,33,737	1,22,567	1,53,394	1,37,493	1,02,547
Total value of Glass and Glassware—										
United Kingdom (including Channel Islands)	—	—	—	—	—	46,220	36,793	37,929	34,937	23,716
Aden and Dependencies	—	—	—	—	—	2,077	5,200	7,331	3,222	10,930
Bahrain Islands	—	—	—	—	—	7,131	5,916	6,445	13,171	3,633
Ceylon (excluding Maldives)	—	—	—	—	—	5,376	6,070	4,675	10,321	3,123
Federated Malay States	—	—	—	—	—	3,161	3,103	1,437	1,319	1,393
Kenya Colony	—	—	—	—	—	9,573	5,937	4,436	3,324	7,333
Anglo-Egyptian Sudan	—	—	—	—	—	..	640	5,746	12,020	1,045
Mauritius and Dependencies	—	—	—	—	—	3,701	5,031	3,35	2,751	493
Other British Possessions	—	—	—	—	—	15,651	15,533	14,119	12,490	13,744
TOTAL BRITISH EMPIRE	—	—	—	—	—	1,04,430	84,293	91,519	1,04,105	76,516
Netherlands	—	—	—	—	—	201	..	16,398	..	90
Italy (including Flume)	—	—	—	—	—	315	524	7,530	..	5
Maskat Territory and Trucial Oman	—	—	—	—	—	4,297	4,151	4,631	10,904	6,579

GENERAL EXPORTS

FOREIGN MERCHANDISE

(760)

No. 12—continued

ARTICLES, AND COUNTRIES OF FINAL DESTINATION; ALSO SHARE OF EACH PROVINCE	QUANTITY					VALUE				
	1931-32	1932-33	1933-34	1934-35	1935-36	1931-32	1932-33	1933-34	1934-35	1935-36
Glass and Glassware—contd.						R	R	R	R	R
<i>Total value of glass and glassware—contd.</i>										
Other Native States in Arabia	—	—	—	—	—	6,384	18,452	9,412	14,502	14,027
Iraq	—	—	—	—	—	10,712	9,712	6,640	8,072	8,804
Iran	—	—	—	—	—	19,412	21,122	17,522	24,647	10,662
Japan	—	—	—	—	—	4,612	1,922	10,791	1,650	2,522
Portuguese East Africa	—	—	—	—	—	7,077	7,999	7,242	2,472	2,602
United States of America— Via Atlantic Coast	—	—	—	—	—	9,411	8,372	2,720	2,959	9,169
Other Foreign Countries	—	—	—	—	—	7,822	11,662	4,409	6,120	9,997
TOTAL FOREIGN COUNTRIES	—	—	—	—	—	70,716	72,947	92,954	77,227	69,049
<i>Share of Bengal</i>	—	—	—	—	—	<i>19,874</i>	<i>5,246</i>	<i>29,221</i>	<i>4,422</i>	<i>5,462</i>
Bombay	—	—	—	—	—	<i>1,22,191</i>	<i>1,22,917</i>	<i>1,26,927</i>	<i>1,52,292</i>	<i>1,19,121</i>
Sind	—	—	—	—	—	<i>5,872</i>	<i>4,022</i>	<i>7,222</i>	<i>6,222</i>	<i>9,522</i>
Madras	—	—	—	—	—	<i>29,992</i>	<i>14,992</i>	<i>6,222</i>	<i>19,272</i>	<i>11,222</i>
Burma	—	—	—	—	—	<i>6,222</i>	<i>2,922</i>	<i>5,222</i>	<i>6,722</i>	<i>5,222</i>
TOTAL	—	—	—	—	—	1,75,196	1,62,245	1,25,472	1,21,422	1,42,562
Grain, Pulse and Flour—										
<i>Rice not in the husk (L. C.)—</i>	Tons	Tons	Tons	Tons	Tons					
Bahrain Islands	29	142	2,400	12,000
Other British Possessions	10
TOTAL BRITISH EMPIRE	29	142	10	2,400	12,000
Netherlands	1,972	1,72,902
Other foreign countries	5	22	77	1,000
TOTAL FOREIGN COUNTRIES	1,972	..	5	1,72,922	77	1,000
<i>Share of Bombay</i>	1,972	..	5	29	142	1,72,902	..	1,000	2,400	12,000
Sind	22	77
TOTAL	1,972	..	5	29	142	1,72,942	77	1,000	2,400	12,000
<i>Wheat (L. C.)—</i>	Tons	Tons	Tons	Tons	Tons					
United Kingdom (including Channel Islands)	1,966	1,57,556
Other British Possessions	12	1,020
TOTAL BRITISH EMPIRE	1,978	1,58,576
Native States in Arabia other than Maskat Territory and Trucial Oman	226	17,262
Share of Bombay	2,205	1,75,962
<i>Other sorts (L. C.)—</i>	Tons	Tons	Tons	Tons	Tons					
Ceylon (excluding Maldives)	76	9,600	..
Other British Possessions	..	2	..	2	..	54	800	175	760	..
TOTAL BRITISH EMPIRE	..	2	..	78	..	54	800	175	10,360	..
TOTAL FOREIGN COUNTRIES	45	40	..	244	40

No. 12—continued

ARTICLES, AND COUNTRIES OF FINAL DESTINATION; ALSO SHARE OF EACH PROVINCE	QUANTITY					VALUE				
	1931-32	1932-33	1933-34	1934-35	1935-36	1931-32	1932-33	1933-34	1934-35	1935-36
Grain, Pulse and Flour— continued										
<i>Other sorts (I. C) —contd.</i>	Tons	Tons	Tons	Tons	Tons					
Share of Bengal	32
" Bombay	3	..	79	..	67	840	175	10,604	40
TOTAL	3	..	79	..	99	840	175	10,604	40
Total grain, pulse and flour—	Tons	Tons	Tons	Tons	Tons					
United Kingdom (including Channel Islands) . . .	1,966	3	1,57,566	627
Bahrain Islands	29	148	2,400	12,000
Ceylon (excluding Maldives)	76	9,600	..
Other British Possessions . .	13	8	..	1,104	173	275	760	..
TOTAL BRITISH EMPIRE	1,979	3	..	108	148	1,58,670	800	175	12,760	12,000
Netherlands . . .	1,973	1,72,900
Native States in Arabia other than Maskat Territory and Trucial Oman . . .	226	17,862
Other Foreign Countries	5	83	117	1,000	244	40
TOTAL FOREIGN COUNTRIES	2,199	..	5	1,90,845	117	1,000	244	40
Share of Bengal	32
" Bombay . . .	4,178	3	..	108	148	3,48,925	840	1,175	13,004	12,040
" Sind	5	48	77
TOTAL . . .	4,178	3	5	108	148	3,49,015	917	1,175	13,004	12,040
Gums and Resins— Arabic (II. D)—	Cwts.	Cwts.	Cwts.	Cwts.	Cwts.					
Hongkong . . .	310	166	149	..	1,206	16,860	2,140	2,420	..	25,970
Other British Possessions . .	127	42	42	14	208	4,830	1,725	1,200	640	5,240
TOTAL BRITISH EMPIRE	437	208	191	14	1,414	20,690	3,865	3,620	640	31,210
TOTAL FOREIGN COUNTRIES	167	18	20	162	139	3,985	428	328	2,837	2,830
Share of Bengal . . .	3	90
" Bombay . . .	601	226	217	176	1,553	24,535	4,293	3,948	3,477	34,099
TOTAL . . .	604	226	217	176	1,553	24,625	4,293	3,948	3,477	34,099
Benjamin (II. D)—	Cwts.	Cwts.	Cwts.	Cwts.	Cwts.					
Ceylon (excluding Maldives)	857	668	414	285	177	35,224	23,490	11,905	11,030	6,335
Union of South Africa . . .	70	78	89	113	92	5,095	5,003	5,850	5,992	5,124
Other British Possessions . .	68	63	33	55	44	3,792	3,480	1,931	2,255	2,237
TOTAL BRITISH EMPIRE	995	809	536	453	313	44,111	31,973	19,186	19,277	13,696

GENERAL EXPORTS

(762)

FOREIGN MERCHANDISE

No. 12—continued

ARTICLES, AND COUNTRIES OF FINAL DESTINATION; ALSO SHARE OF EACH PROVINCE	QUANTITY					VALUE				
	1931-32	1932-33	1933-34	1934-35	1935-36	1931-32	1932-33	1933-34	1934-35	1935-36
Gums and Resins—continued										
<i>Benjamin (II. D)—contd.</i>	Cwts.	Cwts.	Cwts.	Cwts.	Cwts.	R	R	R	R	R
Iraq	188	113	134	80	62	2,200	5,810	2,820	808	1,200
Other Foreign Countries	115	98	54	111	71	5,680	3,170	3,145	5,070	4,284
TOTAL FOREIGN COUNTRIES	303	211	188	191	133	7,880	8,980	5,965	5,878	5,484
<i>Share of Bengal</i>	7	2	200	22
<i>" Bombay</i>	1,293	1,015	724	587	416	67,891	40,983	25,751	24,850	19,108
TOTAL	1,293	1,015	724	594	418	67,901	40,983	25,751	25,150	19,130
Oilseeds of Frankin-										
<i>—cense (II. D)—</i>	Cwts.	Cwts.	Cwts.	Cwts.	Cwts.					
Ceylon (excluding Maldives)	297	81	88	133	195	7,166	1,990	1,685	1,595	2,630
Straits Settlements	2,153	2,041	2,060	1,687	1,640	26,288	23,337	25,616	18,661	16,580
Hongkong	3,359	2,659	1,141	3,459	3,561	54,470	33,185	22,325	49,914	42,843
Other British Possessions	296	479	176	214	581	8,150	9,042	4,099	4,110	8,972
TOTAL BRITISH EMPIRE	6,005	5,260	3,465	5,473	5,977	96,072	73,504	53,725	74,480	71,022
U. S. S. R.—										
<i>Southern</i>	355	5,420	..
Germany	2,124	2,768	2,799	2,784	2,592	52,277	68,133	49,136	35,225	33,418
France	3,228	2,173	2,776	3,044	3,424	77,364	56,431	41,058	39,750	74,159
Italy (including Fiume)	754	662	935	1,099	843	14,400	9,365	15,324	20,180	5,075
Greece (including Crete)	1,278	2,087	2,989	2,192	1,598	36,732	32,553	34,340	23,143	15,520
Roumania	180	1,920	1,073	3,600	21,203	15,115
Iraq	344	229	347	736	711	9,900	6,726	7,150	11,055	9,045
Iran	597	33	70	166	113	10,630	2,091	1,467	2,062	1,920
Egypt	2	443	120	224	..	70	6,682	1,600	4,239
Tunls	12	25	232	222	115	160	1,100	2,600	2,465	6,200
United States of America—										
<i>Via Atlantic Coast</i>	630	929	2,671	746	1,913	20,207	23,930	33,533	3,592	23,365
Other Foreign Countries	647	240	279	566	331	14,332	4,535	3,610	7,495	9,802
TOTAL FOREIGN COUNTRIES	9,794	9,193	13,541	13,910	14,912	2,40,142	2,00,333	1,95,403	1,72,107	1,08,349
<i>Share of Bombay</i>	15,390	14,453	17,006	19,333	20,339	3,36,314	2,72,337	2,49,123	2,52,377	2,69,377
Resin (II. D)—										
TOTAL BRITISH EMPIRE	202	75	130	178	59	4,123	1,290	1,693	2,172	320
United States of America—										
<i>Via Atlantic Coast</i>	501	12,523
Other Foreign Countries	346	263	238	219	184	6,579	4,323	4,533	3,356	3,399
TOTAL FOREIGN COUNTRIES	847	263	238	219	184	19,102	4,323	4,533	3,356	3,399
<i>Share of Bengal</i>	3	4	13	50	100	30	..
<i>" Bombay</i>	1,049	332	364	373	328	23,227	5,923	6,130	5,333	4,100
<i>" Sind</i>	3	..	12	15	..	37	..	60	120
TOTAL	1,049	348	368	397	243	23,227	6,113	6,230	6,023	4,220

No. 12—continued

ARTICLES, AND COUNTRIES OF FINAL DESTINATION; ALSO SHARE OF EACH PROVINCE	QUANTITY					VALUE				
	1931-32	1932-33	1933-34	1934-35	1935-36	1931-32	1932-33	1933-34	1934-35	1935-36
Gums and Resins—continued										
<i>Other sorts (I.L.D.)—</i>	<i>Cwts.</i>	<i>Cwts.</i>	<i>Cwts.</i>	<i>Cwts.</i>	<i>Cwts.</i>	<i>Rs.</i>	<i>Rs.</i>	<i>Rs.</i>	<i>Rs.</i>	<i>Rs.</i>
United Kingdom (including Channel Islands)	516	1,285	584	456	225	42,682	61,957	14,187	17,775	11,850
Ceylon (excluding Maldives)	67	148	10	47	14	4,209	5,885	490	1,916	911
Hongkong	8,661	1,489	1,258	946	2,062	1,02,813	46,513	38,202	26,795	58,797
Tanganyika Territory	..	479	8	5,580	190
Other British Possessions	58	20	184	118	117	1,810	538	4,285	8,782	2,511
TOTAL BRITISH EMPIRE	4,801	3,366	1,998	1,567	2,418	1,51,514	1,20,373	52,254	50,268	74,069
Germany	544	842	8,658	1,097	90	14,172	11,510	43,916	19,088	6,000
Netherlands	263	210	1,478	390	1,894	5,100	2,100	16,905	4,180	17,465
Belgium	4,034	2,826	5,511	7,859	4,813	65,302	82,191	59,180	78,888	44,800
France	1,631	522	2,142	1,181	2,591	35,498	6,290	27,622	18,195	30,852
Italy (including Fiume)	321	44	89	892	..	5,930	1,715	750	18,214	..
Iran	384	30	11	19	1	8,261	1,256	900	1,425	75
Japan	1,284	3,308	461	1,005	598	51,254	1,03,266	14,288	36,245	33,651
United States of America—										
Vid Atlantic Coast	9,857	6,721	6,981	2,745	1,641	2,39,541	1,08,334	1,06,288	48,184	37,434
Other Foreign Countries	138	168	123	136	262	4,160	8,863	8,656	4,305	9,415
TOTAL FOREIGN COUNTRIES	18,456	14,071	19,404	14,824	11,895	4,27,418	2,66,028	2,78,495	2,18,204	1,78,692
Share of Bengal	2	30	..	300
" Bombay	22,653	17,437	21,400	16,376	14,277	5,73,374	3,85,301	3,25,540	2,67,722	2,50,861
" Sind	104	18	36	5,028	730	2,100
TOTAL	22,757	17,437	21,402	16,391	14,313	5,78,927	3,85,301	3,25,740	2,68,472	2,52,761
Total Gums and Resins—	Cwts.	Cwts.	Cwts.	Cwts.	Cwts.					
United Kingdom (including Channel Islands)	524	1,368	584	477	237	43,357	64,100	14,187	18,005	12,225
Ceylon (excluding Maldives)	1,378	911	547	497	442	48,419	32,975	14,760	15,094	11,267
Straits Settlements	2,297	2,054	2,185	1,760	1,841	30,831	23,762	27,411	20,601	20,818
Hongkong	7,331	4,272	2,548	4,405	6,329	1,78,643	87,078	57,947	76,709	1,27,622
Union of South Africa	76	86	100	118	98	5,325	5,613	5,750	6,322	6,828
Tanganyika Territory	94	578	84	19	54	4,620	8,165	1,770	430	1,096
Other British Possessions	446	475	327	409	630	12,815	10,108	8,702	9,778	12,542
TOTAL BRITISH EMPIRE	12,031	9,718	6,330	7,685	10,131	3,16,510	2,30,005	1,30,477	1,46,837	1,90,833
U. S. S. R.—										
Southern	855	5,420	..
Germany	2,719	3,110	5,452	8,931	2,732	68,489	74,693	93,052	54,293	41,518
Netherlands	263	210	1,478	390	1,894	5,100	2,100	16,905	4,180	17,465
Belgium	4,034	2,847	5,511	7,510	4,923	65,302	82,491	59,180	81,788	46,000
France	4,959	2,695	4,042	4,285	8,020	1,14,857	62,721	68,922	58,545	1,04,511
Italy (including Fiume)	1,075	706	974	1,991	843	20,330	11,090	18,574	33,394	5,075
Greece (including Crete)	1,278	2,087	2,000	2,192	1,598	26,732	32,553	34,505	23,148	15,520
Roumania	180	1,920	1,078	3,600	21,205	15,115
Iraq	665	496	514	778	82	21,580	14,156	10,921	12,158	11,967
Iran	1,000	123	91	103	135	17,589	3,482	2,524	3,628	2,485
Japan	1,284	3,308	461	1,005	598	51,254	1,03,266	14,288	36,245	33,651
Egypt	81	21	507	162	260	710	821	8,732	3,895	5,345
Tunis	12	25	232	256	115	160	1,400	2,600	3,065	6,200

GENERAL EXPORTS

(764)

FOREIGN MERCHANDISE

No. 12—continued

ARTICLES, AND COUNTRIES OF FINAL DESTINATION; ALSO SHARE OF EACH PROVINCE	QUANTITY					VALUE				
	1931-32	1932-33	1933-34	1934-35	1935-36	1931-32	1932-33	1933-34	1934-35	1935-36
	Owts.	Owts.	Owts.	Owts.	Owts.	R	R	R	R	R
Gums and Resins—continued										
Total Gums and Resins—continued										
United States of America—										
<i>Vid Atlantic Coast</i>	10,988	7,550	9,652	2,491	2,574	2,72,273	1,27,814	1,39,816	56,776	61,299
Other Foreign Countries	1,079	678	583	893	1,141	26,458	13,570	11,712	16,727	22,673
TOTAL FOREIGN COUNTRIES	20,567	23,761	33,397	20,256	27,313	7,04,474	4,79,647	4,79,729	4,08,967	3,88,754
Share of Bengal	3	3	6	20	2	120	50	300	220	22
<i> Bombay</i>	41,491	23,462	29,711	26,896	27,291	10,15,241	7,10,422	6,09,908	5,54,714	5,77,246
<i> Sind</i>	104	3	—	27	51	5,023	80	..	310	2,220
TOTAL	41,598	33,479	39,717	36,941	37,444	10,20,984	7,10,552	6,10,206	5,55,804	5,79,587
Hardware (excluding Cutlery and Electroplated Ware) (III. D)—										
United Kingdom (including Channel Islands)	—	—	—	—	—	5,39,894	5,47,533	6,26,160	5,29,536	6,12,340
Aden and Dependencies	—	—	—	—	—	20,248	24,267	12,421	20,961	24,908
Bahrain Islands	—	—	—	—	—	9,800	76,686	25,668	21,190	22,232
Ceylon (excluding Maldives)	—	—	—	—	—	7,26,100	5,96,462	3,07,817	2,85,315	2,19,859
Straits Settlements	—	—	—	—	—	20,706	1,22,118	1,12,315	96,208	1,82,633
Zanzibar and Pemba	—	—	—	—	—	10,418	9,100	8,446	7,296	4,335
Kenya Colony	—	—	—	—	—	25,225	37,206	29,782	22,480	16,157
Tanganyika Territory	—	—	—	—	—	10,209	4,791	7,101	4,416	3,484
Seychelles	—	—	—	—	—	2,806	4,249	4,642	7,587	7,920
Commonwealth of Australia	—	—	—	—	—	11,653	4,446	3,515	3,022	6,437
Other British Possessions	—	—	—	—	—	5,469	8,355	7,063	3,100	4,731
TOTAL BRITISH EMPIRE	—	—	—	—	—	14,63,727	14,36,653	11,45,130	10,16,118	11,16,506
Norway	—	—	—	—	—	1,950	26,209	22,374	22,351	2,325
Denmark	—	—	—	—	—	..	5,005	3,102	12,371	2,702
Germany	—	—	—	—	—	2,56,500	1,74,229	83,904	68,514	87,405
Netherlands	—	—	—	—	—	76,881	66,167	53,830	21,549	45,480
Belgium	—	—	—	—	—	79,758	42,731	18,415	10,691	28,298
France	—	—	—	—	—	48,312	58,739	83,049	76,743	52,925
Italy (including Fiume)	—	—	—	—	—	93,295	14,668	8,452	5,969	2,610
Austria	—	—	—	—	—	40	80	6,965	50	..
Mascat Territory and Trucial Oman	—	—	—	—	—	9,588	8,477	12,535	21,317	8,771
Other Native States in Arabia	—	—	—	—	—	7,123	9,755	7,857	17,723	12,372
Iraq	—	—	—	—	—	27,322	26,241	64,470	37,927	25,083
Iran	—	—	—	—	—	27,551	42,759	72,428	34,008	34,062
Sumatra	—	—	—	—	—	27,337	310	25
Java	—	—	—	—	—	2,83,278	2,58,042	1,44,350	1,10,058	74,994
China (exclusive of Hongkong and Macao)	—	—	—	—	—	9,329	10,759	3,167	16,307	1,016
Japan	—	—	—	—	—	15,045	2,612	7,320	3,650	17,355
Egypt	—	—	—	—	—	3,085	2,138	1,417	5,378	2,421
Portuguese East Africa	—	—	—	—	—	4,454	11,822	7,294	5,544	6,246
United States of America—										
<i>Vid Atlantic Coast</i>	—	—	—	—	—	97,297	1,10,178	66,251	62,909	72,284
<i> Pacific</i>	—	—	—	—	—	400	..	16	5	120
<i> Argentine Republic (including the Atlantic Coast of Patagonia)</i>	—	—	—	—	—	10,000	..	400
Other Foreign Countries	—	—	—	—	—	7,531	9,545	5,724	9,031	8,731
TOTAL FOREIGN COUNTRIES	—	—	—	—	—	10,83,546	8,91,514	6,88,029	5,55,393	4,81,220

No. 12—continued

ARTICLES AND COUNTRIES OF FINAL DESTINATION; ALSO SHARE OF EACH PROVINCE	QUANTITY					VALUE				
	1931-32	1932-33	1933-34	1934-35	1935-36	1931-32	1932-33	1933-34	1934-35	1935-36
Hardware (excluding Cutlery and Electro- plated ware) (III. D) —continued						R	R	R	R	R
Share of Bengal	—	—	—	—	—	11,08,304	10,20,613	5,62,567	4,56,857	4,76,004
" Bombay	—	—	—	—	—	7,24,957	6,80,529	6,64,137	6,30,760	5,68,673
" Sind	—	—	—	—	—	1,16,102	1,21,487	1,22,379	90,200	1,21,191
" Madras	—	—	—	—	—	4,13,453	2,90,822	3,23,661	2,74,571	2,96,266
" Burma	—	—	—	—	—	1,55,457	2,25,016	1,60,825	1,20,123	2,04,502
TOTAL	—	—	—	—	—	25,52,273	22,22,167	18,34,059	16,71,511	15,96,726
Hides and Skins, raw—	Tons	Tons	Tons	Tons	Tons					
Hides, raw (II. B)—										
United Kingdom (including Channel Islands)	18,000
Share of Sind	13,000
Skins, raw (II. E)—	Tons	Tons	Tons	Tons	Tons					
United Kingdom (including Channel Islands)	334	207	257	186	246	80,99,124	26,34,727	21,92,220	56,05,021	79,07,920
Hongkong	4	2	..	1	..	5,527	8,043	808	1,522
Other British Possessions	187	453	80
TOTAL BRITISH EMPIRE	334	211	260	186	247	80,99,261	26,40,707	22,01,302	56,05,829	79,09,511
Germany	2	4	62,383	11,285
China (exclusive of Hongkong and Macao)	16	6	..	7	4	19,152	8,593	1,172	7,139	2,875
United States of America— Via Atlantic Coast	12	4	2	..	10	4,15,016	1,07,744	5,700	..	7,97,733
Other Foreign Countries	1	3,714	2,250	80	..	186
TOTAL FOREIGN COUNTRIES	31	15	2	7	14	5,00,770	1,30,872	6,902	7,139	8,00,844
Share of Bengal	13	14	2	12	5	4,821	16,972	10,970	10,324	4,221
" Bombay	308	141	100	94	147	82,72,971	23,31,376	15,69,518	46,44,634	80,06,715
" Sind	46	71	154	87	109	3,22,179	4,22,731	6,27,716	2,53,060	7,60,359
TOTAL	365	226	262	193	261	86,00,081	27,71,579	22,08,204	56,18,018	87,70,355
Horns, tips and pieces of Horn (II. B)—	Cwts.	Cwts.	Cwts.	Cwts.	Cwts.					
TOTAL BRITISH EMPIRE	1	4	1,200	4,630
Iraq	10	..
Share of Bombay	1	4	1,200	10	4,630
Instruments, Apparatus, and Appliances, and parts thereof—										
Electrical (III. F)—										
United Kingdom (including Channel Islands)	—	—	—	—	—	1,08,226	1,96,305	94,548	1,26,818	1,55,557
Aden and Dependencies	—	—	—	—	—	820	2,110	1,309	2,791	11,167
Bahrain Islands	—	—	—	—	—	4,891	5,638	4,635	11,606	8,860
Ceylon (excluding Maldives)	—	—	—	—	—	24,781	17,275	10,613	26,984	26,108

GENERAL EXPORTS

FOREIGN MERCHANDISE

(788)

No. 12--continued

ARTICLES, AND COUNTRIES OF FINAL DESTINATION; ALSO SHARE OF EACH PROVINCE	QUANTITY					VALUE				
	1931-32	1932-33	1933-34	1934-35	1935-36	1931-32	1932-33	1933-34	1934-35	1935-36
Instruments, Apparatus, and Appliances, and parts thereof--continued										
<i>Electrical (III. F)--continued</i>										
Straits Settlements	--	--	--	--	--	20,204	670	3,554	5,036	8,280
Hongkong	--	--	--	--	--	6,793	3,302	5,698	2,130	7,615
Union of South Africa	--	--	--	--	--	16,994	302
Zanzibar and Pemba	--	--	--	--	--	..	5,814	719	150	315
Commonwealth of Australia	--	--	--	--	--	100	10	53	3,269	369
Other British Possessions	--	--	--	--	--	6,395	5,779	6,110	5,460	6,440
TOTAL BRITISH EMPIRE	--	--	--	--	--	1,72,040	2,37,098	1,27,219	2,06,238	2,19,854
Germany	--	--	--	--	--	5,061	8,718	26,029	16,648	18,700
Netherlands	--	--	--	--	--	21,746	1,370	4,108	23,062	4,923
Belgium	--	--	--	--	--	1,980	217	28,047	25	12
Italy (including Fiume)	--	--	--	--	--	3,295	1,686	25,000	41,741	13,724
Czechoslovakia	--	--	--	--	--	1,040	..	1,200	1,780	..
Muscat Territory and Trucial Oman	--	--	--	--	--	7,708	576	723	5,208	7,637
Other Native States in Arabia	--	--	--	--	--	1,050	990	920	5,057	3,145
Iraq	--	--	--	--	--	11,873	4,838	12,648	10,192	10,200
Iran	--	--	--	--	--	7,802	6,469	5,647	5,841	5,539
French Indo-China	--	--	--	--	--	..	9,817
United States of America-- Via Atlantic Coast	--	--	--	--	--	1,20,668	30,820	24,195	22,791	15,600
" Pacific "	--	--	--	--	--	..	800	150	272	2,250
Other Foreign Countries	--	--	--	--	--	10,168	9,243	9,281	9,099	14,165
TOTAL FOREIGN COUNTRIES	--	--	--	--	--	1,92,381	75,659	1,28,849	1,67,666	90,986
<i>Share of Bengal</i>										
" Bombay	--	--	--	--	--	1,19,163	1,95,667	1,12,516	1,75,267	1,18,830
" Sind	--	--	--	--	--	1,34,450	72,501	1,12,491	1,54,773	1,23,957
" Madras	--	--	--	--	--	5,189	17,897	19,121	11,917	19,707
" Burma	--	--	--	--	--	3,468	3,536	10,912	20,729	26,171
TOTAL	--	--	--	--	--	3,64,480	3,12,652	2,36,088	2,78,904	3,10,339
<i>Musical (III. D)--</i>										
<i>Talking machines and accessories--</i>										
United Kingdom (including Channel Islands)	--	--	--	--	--	91,007	31,793	30,333	67,410	11,015
Ceylon (excluding Maldives)	--	--	--	--	--	2,387	4,153	18,584	31,300	5,369
Straits Settlements	--	--	--	--	--	4,426	8,677	2,086	7,415	11,371
Kenya Colony	--	--	--	--	--	5,605	17,294	..	349	3,105
Other British Possessions	--	--	--	--	--	6,922	9,330	1,555	5,915	9,950
TOTAL BRITISH EMPIRE	--	--	--	--	--	1,10,337	71,256	52,608	1,02,389	38,310
Germany	--	--	--	--	--	1,866	195	375	476	..
United States of America-- Via Atlantic Coast	--	--	--	--	--	16,847	65	770	..	1,266
" Pacific "	--	--	--	--	--	20
Other Foreign Countries	--	--	--	--	--	3,746	2,754	4,318	12,028	3,158
TOTAL FOREIGN COUNTRIES	--	--	--	--	--	21,989	3,014	5,463	12,501	4,444
<i>Share of Bengal</i>										
" Bombay	--	--	--	--	--	76,386	2,455	2,957	19,348	600
" Sind	--	--	--	--	--	27,798	47,799	10,732	67,918	19,732
" Madras	--	--	--	--	--	1,985	1,344	1,769	5,655	3,551
" Burma	--	--	--	--	--	32,342	12,948	20,731	27,223	17,306
TOTAL	--	--	--	--	--	1,32,316	74,270	59,071	1,14,890	42,760

No. 12—continued

ARTICLES, AND COUNTRIES OF FINAL DESTINATION; ALSO SHARE OF EACH PROVINCE	QUANTITY					VALUE				
	1931-32	1932-33	1933-34	1934-35	1935-36	1931-32	1932-33	1933-34	1934-35	1935-36
Instruments, Apparatus, and Appliances, and parts thereof—continued										
<i>Musical (III. D)—continued</i>										
Other sorts—										
United Kingdom (including Channel Islands)	—	—	—	—	—	51,243	22,778	20,754	47,302	15,818
Ceylon (excluding Maldives)	—	—	—	—	—	4,809	3,552	14,968	9,229	8,535
Union of South Africa	—	—	—	—	—	5,850	7,787	5,300	4,517	4,125
Anglo-Egyptian Sudan	—	—	—	—	—	8,385	..
Other British Possessions	—	—	—	—	—	7,495	4,792	2,467	3,996	2,345
TOTAL BRITISH EMPIRE	—	—	—	—	—	69,397	42,909	43,484	73,429	25,823
Germany	—	—	—	—	—	1,400	1,098	20	1,091	6,346
Other Foreign Countries	—	—	—	—	—	8,259	12,004	5,616	2,621	9,840
TOTAL FOREIGN COUNTRIES	—	—	—	—	—	9,659	13,095	5,636	3,712	16,186
Share of Bengal	—	—	—	—	—	27,769	11,544	12,616	23,636	19,155
“ Bombay	—	—	—	—	—	37,153	37,018	19,333	46,432	17,030
“ Sind	—	—	—	—	—	1,750	1,901	820	3,095	3,466
“ Madras	—	—	—	—	—	3,792	4,547	13,396	3,364	2,156
“ Burma	—	—	—	—	—	3,492	994	2,905	614	202
TOTAL	—	—	—	—	—	79,056	56,004	49,120	77,141	42,009
Optical (III. D)—										
United Kingdom (including Channel Islands)	—	—	—	—	—	1,085	2,936	812	690	936
Ceylon (excluding Maldives)	—	—	—	—	—	15,211	..
Other British Possessions	—	—	—	—	—	72	218	1,260	1,265	1,675
TOTAL BRITISH EMPIRE	—	—	—	—	—	1,157	3,204	2,072	17,196	2,611
Germany	—	—	—	—	—	5,025	3,817	..	2,850	797
Other Foreign Countries	—	—	—	—	—	978	575	3,622	3,908	3,870
TOTAL FOREIGN COUNTRIES	—	—	—	—	—	6,003	4,392	3,622	6,758	4,667
Share of Bengal	—	—	—	—	—	5,488	3,026	..	1,265	674
“ Bombay	—	—	—	—	—	2,015	4,137	4,944	7,023	5,117
“ Sind	—	—	—	—	—	50	460	1,210
“ Madras	—	—	—	—	—	200	1,434	750	15,211	..
“ Burma	—	—	—	—	—	277
TOTAL	—	—	—	—	—	7,753	7,596	5,694	23,949	7,278
Photographic (III. D)—										
United Kingdom (including Channel Islands)	—	—	—	—	—	43,658	48,943	53,637	69,114	87,297
Ceylon (excluding Maldives)	—	—	—	—	—	98,498	1,64,322	1,47,189	1,25,150	60,939
Straits Settlements	—	—	—	—	—	56,355	1,04,545	89,784	1,60,774	85,433
Hongkong	—	—	—	—	—	12,513	1,053	10,901	3,537	56,899
Zanzibar and Pemba	—	—	—	—	—	8,000	13,768	27,702
Kenya Colony	—	—	—	—	—	8,476	8,075	7,145	1,150	2,000
Other British Possessions	—	—	—	—	—	3,220	896	817	9,195	3,814
TOTAL BRITISH EMPIRE	—	—	—	—	—	2,27,215	3,44,607	3,28,175	3,77,920	3,96,383

GENERAL EXPORTS

FOREIGN MERCHANDISE

(768)

No. 12—continued

ARTICLES, AND COUNTRIES OF FINAL DESTINATION; ALSO SHARE OF EACH PROVINCE	QUANTITY					VALUE				
	1931-32	1932-33	1933-34	1934-35	1935-36	1931-32	1932-33	1933-34	1934-35	1935-36
						₹	₹	₹	₹	₹
Instruments, Apparatus, and Appliances, and Parts thereof—continued										
<i>Photographic (III.D)— contd.</i>	9 1/2									
Sweden	—	—	—	—	—	..	1,125	2,600	..	5,000
Germany	—	—	—	—	—	22,030	14,865	22,154	13,350	10,370
France	—	—	—	—	—	21,400	7,346	6,535	1,500	5,300
China (excluding of Hongkong and Macao)	—	—	—	—	—	710	800	637	..	7,775
Japan	—	—	—	—	—	2,250	500	250	400	133,245
Portuguese East Africa	—	—	—	—	—	..	6,738	270	..	800
United States of America— <i>Vid Atlantic Coast</i>	—	—	—	—	—	1,06,337	53,860	33,461	75,310	39,315
<i>" Pacific "</i>	—	—	—	—	—	27,250	2,406	133
Other Foreign Countries	—	—	—	—	—	6,355	8,990	4,833	14,648	11,601
TOTAL FOREIGN COUNTRIES	—	—	—	—	—	1,89,292	91,230	1,30,843	1,05,208	1,03,206
<i>Share of Bengal</i>	—	—	—	—	—	21,244	22,227	26,272	1,31,224	21,775
<i>" Bombay</i>	—	—	—	—	—	2,48,223	1,62,745	1,20,318	1,28,030	3,00,209
<i>" Sind</i>	—	—	—	—	—	18,227	4,275	14,244	6,241	34,240
<i>" Madras</i>	—	—	—	—	—	69,236	1,07,001	1,47,306	1,19,061	21,155
<i>" Burma</i>	—	—	—	—	—	71,467	77,229	56,279	32,262	699
TOTAL	—	—	—	—	—	4,16,497	4,25,227	4,50,018	4,82,128	3,90,533
Other kinds (III.D)—										
United Kingdom (including E. Channel Islands)	—	—	—	—	—	1,68,416	77,934	1,15,412	74,340	85,817
Malta and Gozo	—	—	—	—	—	4,000	4,459	..	10,180	..
Ceylon (including Maldives) Straits Settlements	—	—	—	—	—	11,020	24,423	11,377	29,069	9,011
Commonwealth of Australia Other British Possessions	—	—	—	—	—	4,812	17,157	7,195	6,940	40,463
<i>(TOTAL BRITISH EMPIRE</i>	—	—	—	—	—	2,09,752	1,42,849	1,41,447	1,26,762	1,41,535
Sweden	—	—	—	—	—	350	7,810	10,800	4,400	14,350
Denmark	—	—	—	—	—	200	200	..
Germany	—	—	—	—	—	21,738	27,205	11,638	19,228	16,981
Belgium	—	—	—	—	—	4,435	5,199	1,010	1,000	100
Iraq	—	—	—	—	—	462	871	7,848	1,712	1,063
Juba	—	—	—	—	—	..	10,000
United States of America— <i>Vid Atlantic Coast</i>	—	—	—	—	—	77,950	62,222	34,131	42,734	17,435
<i>" Pacific "</i>	—	—	—	—	—	125
Other Foreign Countries	—	—	—	—	—	12,465	12,192	8,226	15,260	10,021
TOTAL FOREIGN COUNTRIES	—	—	—	—	—	1,26,675	1,27,708	79,352	61,799	69,850
<i>Share of Bengal</i>	—	—	—	—	—	2,11,230	22,437	1,12,067	1,72,725	72,792
<i>" Bombay</i>	—	—	—	—	—	72,061	29,247	62,522	1,04,025	52,910
<i>" Sind</i>	—	—	—	—	—	5,215	40,242	12,232	6,044	24,226
<i>" Madras</i>	—	—	—	—	—	12,127	22,222	7,249	17,701	9,212
<i>" Burma</i>	—	—	—	—	—	25,124	31,227	12,222	17,022	42,241
TOTAL	—	—	—	—	—	3,22,227	2,60,225	2,24,220	2,17,221	2,11,222

No. 12—continued

ARTICLES, AND COUNTRIES OF FINAL DESTINATION; ALSO SHARE OF EACH PROVINCE	QUANTITY					VALUE				
	1931-32	1932-33	1933-34	1934-35	1935-36	1931-32	1932-33	1933-34	1934-35	1935-36
Instruments, Apparatus, and Appliances, and parts thereof—concluded						₹	₹	₹	₹	₹
<i>Total value of Instruments, Apparatus, and Appliances, and parts thereof—</i>										
United Kingdom (including Channel Islands)	—	—	—	—	—	4,62,628	3,84,764	3,15,547	3,76,188	3,56,240
Malta and Goso	—	—	—	—	—	4,000	4,459	..	10,180	..
Aden and Dependencies	—	—	—	—	—	2,540	2,880	2,289	5,116	15,882
Bahrain Islands	—	—	—	—	—	7,741	7,008	7,186	12,802	10,109
Ceylon (excluding Maldives)	—	—	—	—	—	1,40,575	2,24,324	2,02,726	2,36,948	1,04,957
Straits Settlements	—	—	—	—	—	86,948	1,81,297	98,744	1,91,001	1,41,258
Hongkong	—	—	—	—	—	20,994	8,895	17,099	5,667	64,886
Union of South Africa	—	—	—	—	—	6,400	10,585	8,920	28,386	9,248
Zanzibar and Pemba	—	—	—	—	—	9,581	21,000	28,991	350	1,035
Kenya Colony	—	—	—	—	—	21,894	31,951	13,980	8,054	9,185
Anglo-Egyptian Sudan	—	—	—	—	—	890	8,710	695
Mauritius and Dependencies	—	—	—	—	—	72	2,295	600	5,760	..
Commonwealth of Australia	—	—	—	—	—	14,689	6,109	28	11,402	1,820
Other British Possessions	—	—	—	—	—	12,538	6,886	2,800	9,860	9,261
TOTAL BRITISH EMPIRE	—	—	—	—	—	7,90,895	6,41,918	6,95,005	9,02,934	7,24,521
Sweden	—	—	—	—	—	450	11,685	12,800	4,400	19,380
Germany	—	—	—	—	—	68,700	66,486	70,216	54,297	48,194
Netherlands	—	—	—	—	—	24,444	1,370	7,306	89,505	8,984
Belgium	—	—	—	—	—	6,870	6,086	30,032	6,067	3,546
France	—	—	—	—	—	27,361	11,941	8,840	4,725	6,710
Switzerland	—	—	—	—	—	7,005	150	100	297	717
Italy (including Fiume)	—	—	—	—	—	6,115	3,816	27,435	48,720	20,434
Mascat Territory and Trucial Oman	—	—	—	—	—	7,703	4,279	1,545	8,979	9,411
Other Native States in Arabia	—	—	—	—	—	2,027	2,089	920	5,942	3,495
Iraq	—	—	—	—	—	14,295	6,559	22,962	12,558	12,695
Iran	—	—	—	—	—	8,926	10,988	9,626	10,171	9,787
Jawa	—	—	—	—	—	3,800	14,174	300	2,940	1,870
Siam	—	—	—	—	—	680	60	920	5,690	760
French Indo-China	—	—	—	—	—	1,000	9,817
China (excluding Hongkong and Macao)	—	—	—	—	—	1,918	1,549	4,817	1,067	9,360
Japan	—	—	—	—	—	4,000	8,955	6,662	18,808	33,655
Egypt	—	—	—	—	—	42	2,944	8,502	444	6,574
Portuguese East Africa	—	—	—	—	—	5,180	11,260	1,675	1,530	2,685
United States of America— Fid Atlantic Coast	—	—	—	—	—	3,27,675	1,51,285	1,45,852	1,58,841	74,928
.. Pacific ..	—	—	—	—	—	27,375	2,296	288	272	2,270
Other Foreign Countries	—	—	—	—	—	2,970	1,322	2,028	7,891	14,413
TOTAL FOREIGN COUNTRIES	—	—	—	—	—	5,48,484	8,24,986	8,57,766	8,97,639	2,89,338
Share of Bengal	—	—	—	—	—	4,32,470	3,21,995	3,06,427	4,24,235	3,39,329
.. Bombay	—	—	—	—	—	5,23,080	4,15,017	3,96,982	5,66,392	5,39,755
.. Sind	—	—	—	—	—	26,755	65,663	42,193	20,692	33,300
.. Madras	—	—	—	—	—	1,16,759	2,27,144	2,00,797	3,08,294	33,102
.. Burma	—	—	—	—	—	1,35,874	1,27,985	1,09,469	66,241	62,314
TOTAL	—	—	—	—	—	13,38,879	11,66,904	10,52,771	12,90,573	10,13,859
Ivory —										
<i>Unmanufactured (II. S.)—</i>										
United Kingdom (including Channel Islands)	Lbs.	Lbs.	Lbs.	Lbs.	Lbs.	858	17,765	8,314	15,166	30,870
Hongkong	4,708	5,231	5,205	5,884	2,482	28,290	81,440	21,583	24,711	9,695
Other British Possessions	..	472	..	91	2,450	..	550	..
TOTAL BRITISH EMPIRE	4,786	9,654	7,667	9,818	9,462	28,848	61,645	30,397	40,427	40,665
TOTAL FOREIGN COUNTRIES	892	809	..	163	..	2,000	1,435	..	400	..
Share of Bombay	5,173	9,983	7,827	9,971	9,462	30,648	53,080	30,397	40,327	40,065

GENERAL EXPORTS

(770)

FOREIGN MERCHANDISE

No. 12--continued

ARTICLES, AND COUNTRIES OF FINAL DESTINATION; ALSO SHARE OF EACH PROVINCE	QUANTITY					VALUE				
	1931-32	1932-33	1933-34	1934-35	1935-36	1931-32	1932-33	1933-34	1934-35	1935-36
Ivory--continued										
<i>Manufactured (III. U)--</i>										
TOTAL BRITISH EMPIRE	—	—	—	—	—	225	220	5,000	278	..
TOTAL FOREIGN COUNTRIES	—	—	—	—	—	1,004	..	35	4,305	15
<i>Share of Bengal . . .</i>	—	—	—	—	—	1,004	4,673	..
<i>" Bombay . . .</i>	—	—	—	—	—	225	220	5,035	..	15
TOTAL	—	—	—	—	—	1,229	220	5,035	4,673	15
Total value of Ivory	—	—	—	—	—	22,477	53,200	35,422	45,500	40,083
Jewellery (excluding imitation Jewellery and precious stones and pearls, unset, also Plate of Gold and Silver--										
<i>Jewellery (III. U)--</i>										
<i>United Kingdom (including Channel Islands) . . .</i>	—	—	—	—	—	40,314	2,968	10,222	15,301	24,168
<i>Other British Possessions . . .</i>	—	—	—	—	—	3,225	2,500	..	1,164	1,613
TOTAL BRITISH EMPIRE	—	—	—	—	—	44,139	6,468	10,222	16,465	25,781
TOTAL FOREIGN COUNTRIES	—	—	—	—	—	2,180	226	6,595	2,000	750
<i>Share of Bengal . . .</i>	—	—	—	—	—	21,984	2,786	1,270	351	2,305
<i>" Bombay . . .</i>	—	—	—	—	—	2,770	2,136	7,400	12,933	22,102
<i>" Sind . . .</i>	—	—	—	—	—	6,395	2,000	65
<i>" Madras . . .</i>	—	—	—	—	—	2,745	800	227	1,806	..
<i>" Burma . . .</i>	—	—	—	—	—	4,220	..	255	75	2,053
TOTAL	—	—	—	—	—	45,279	6,722	16,817	18,465	26,531
Plate of Gold and Silver (III. U)--										
<i>United Kingdom (including Channel Islands) . . .</i>	—	—	—	—	—	2,21,927	1,74,930	1,24,756	1,42,412	1,08,226
<i>Ceylon (excluding Maldives)</i>	—	—	—	—	—	5,224	2,000	1,060	1,550	250
<i>Other British Possessions . . .</i>	—	—	—	—	—	9,180	2,148	5,599	4,640	2,085
TOTAL BRITISH EMPIRE	—	—	—	—	—	2,46,491	1,86,078	1,32,015	1,48,602	1,15,461

No. 12—continued

ARTICLES, AND COUNTRIES OF FINAL DESTINATION; ALSO SHARE OF EACH PROVINCE	QUANTITY					VALUE				
	1931-32	1932-33	1933-34	1934-35	1935-36	1931-32	1932-33	1933-34	1934-35	1935-36
<i>Jewellery (excluding imitation Jewellery and precious stones and pearls, unset), also Plate of Gold and Silver—continued</i>						R	R	R	R	R
<i>Plate of Gold and Silver (III. U)—continued</i>										
Germany	—	—	—	—	—	5,000	..	150
France	—	—	—	—	—	17,458	2,509	2,849
Market Territory and Trucial Oman	—	—	—	—	—	8,000
United States of America—										
<i>Via Atlantic Coast</i>	—	—	—	—	—	8,100	820	148	4,064	2,020
Other Foreign Countries	—	—	—	—	—	8,795	8,456	1,075	3,715	1,440
TOTAL FOREIGN COUNTRIES	—	—	—	—	—	29,348	9,276	14,223	10,279	6,459
<i>Share of Bengal</i>	—	—	—	—	—	29,260	10,317	16,955	13,456	16,232
<i>Bombay</i>	—	—	—	—	—	1,98,021	1,12,827	97,320	1,17,034	81,407
<i>Sind</i>	—	—	—	—	—	9,907	17,334	22,970	9,176	6,273
<i>Madras</i>	—	—	—	—	—	22,028	20,664	1,660	3,333	468
<i>Burma</i>	—	—	—	—	—	29,575	33,412	7,443	15,842	17,560
TOTAL	—	—	—	—	—	2,75,829	1,05,354	1,46,288	1,58,881	1,21,920
<i>Total value of Jewellery, also Plate of Gold and Silver</i>	—	—	—	—	—	3,22,218	2,02,076	1,63,055	1,77,346	2,08,451
Leather—										
<i>Hides, tanned or dressed (III. I)—</i>	Tons	Tons	Tons	Tons	Tons					
TOTAL BRITISH EMPIRE	26	3,500	80	51,540
<i>Share of Bengal</i>	80
<i>Bombay</i>	26	3,500	51,540
TOTAL	26	3,500	80	51,540
<i>Skins, tanned or dressed (III. I)—</i>	Tons	Tons	Tons	Tons	Tons					
United Kingdom (including Channel Islands)	1	2	..	8,650	..	4,000	847	..
Other British Possessions	700	..	400	150
TOTAL BRITISH EMPIRE	1	2	..	8,650	700	4,000	1,247	150
TOTAL FOREIGN COUNTRIES	5,330	2,370	6,470	2,296	2,075
<i>Share of Bengal</i>	6,240
<i>Bombay</i>	1	5,450	3,270	10,470	3,742	2,225
<i>Sind</i>	2	..	2,390	800	..
TOTAL	1	2	..	13,980	3,270	10,470	3,542	2,225

GENERAL EXPORTS

(772)

FOREIGN MERCHANDISE

No. 12—continued

ARTICLES, AND COUNTRIES OF FINAL DESTINATION: ALSO SHARE OF EACH PROVINCE	QUANTITY					VALUE				
	1931-32	1932-33	1933-34	1934-35	1935-36	1931-32	1932-33	1933-34	1934-35	1935-36
						₹	₹	₹	₹	₹
Leather—continued										
<i>Unwrought (III. 1)—</i>										
Kenya Colony	Cwts. 36	Cwts. 28	Cwts. 51	Cwts. 16	Cwts. ..	5,245	2,690	4,850	1,800	..
Other British Possessions	17	22	22	6	66	4,198	2,427	1,664	1,168	1,452
TOTAL BRITISH EMPIRE	53	50	73	22	66	9,443	5,117	6,514	2,968	1,452
TOTAL FOREIGN COUNTRIES	34	47	159	19	1	2,075	2,980	10,242	2,220	200
Share of Bengal	3	10	73	6	..	2,922	562	5,152	200	..
“ Bombay	72	22	141	22	6	12,222	10,622	10,072	4,240	1,500
“ Sind	1	11	16	3	1	324	1,900	1,559	700	220
TOTAL	87	102	232	33	7	17,516	12,037	16,786	5,240	1,780
Manufactures (excluding Boots and Shoes) (III. 1)—										
United Kingdom (including Channel Islands)	—	—	—	—	—	22,021	12,825	26,252	25,222	2,624
Ceylon (excluding Maldives)	—	—	—	—	—	6,262	2,060	2,462	2,212	2,422
Hongkong	—	—	—	—	—	7,050	..	2,720
Kenya Colony	—	—	—	—	—	10,721	2,260	..	5,222	2,220
Other British Possessions	—	—	—	—	—	2,012	2,276	2,177	2,701	2,222
TOTAL BRITISH EMPIRE	—	—	—	—	—	48,066	27,241	46,278	48,400	20,276
Germany	—	—	—	—	—	10,722	107	..	2,210	4,221
Belgium	—	—	—	—	—	10,242	200	200
China (exclusive of Hongkong and Macao)	—	—	—	—	—	..	2,222	..	200	..
United States of America—	—	—	—	—	—	—	—	—	—	—
Vid Atlantic Coast	—	—	—	—	—	12,221	4,000	2,022	..	200
“ Pacific “	—	—	—	—	—	2,224	..
Other Foreign Countries	—	—	—	—	—	1,272	2,220	1,220	2,022	2,204
TOTAL FOREIGN COUNTRIES	—	—	—	—	—	22,015	12,012	2,222	11,120	2,222
Share of Bengal	—	—	—	—	—	22,022	1,022	4,222	222	7,022
“ Bombay	—	—	—	—	—	22,274	22,122	42,022	27,222	21,222
“ Sind	—	—	—	—	—	222	200	222	200	222
“ Madras	—	—	—	—	—	1,224	2,217
“ Burma	—	—	—	—	—	222	1,222	212	277	200
TOTAL	—	—	—	—	—	1,02,151	40,222	49,222	59,270	20,020
Total value of Leather	—	—	—	—	—	1,22,147	22,040	77,022	69,022	22,276
Liquors—										
<i>Ale, Beer, and Porter (I. D)—</i>										
United Kingdom (including Channel Islands)	Gals. 722	Gals. 2,422	Gals. 2,272	Gals. 2,212	Gals. 221	2,172	12,022	2,212	2,222	2,222
Other British Possessions	1,022	240	242	222	227	2,247	1,122	1,122	2,022	2,222
TOTAL BRITISH EMPIRE	1,720	2,622	2,221	2,222	1,022	4,219	17,024	10,222	10,022	2,100

No. 12—continued

ARTICLES, AND COUNTRIES OF FINAL DESTINATION; ALSO SHARE OF EACH PROVINCE	QUANTITY					VALUE				
	1931-32	1932-33	1933-34	1934-35	1935-36	1931-32	1932-33	1933-34	1934-35	1935-36
Liquors—continued										
Ale, Beer, and Porter (I. D.)—continued	Gals.	Gals.	Gals.	Gals.	Gals.	Rs.	Rs.	Rs.	Rs.	Rs.
France	425	1	8,698	15
Other Foreign Countries	1,556	1,935	1,801	322	2,489	6,154	6,696	5,931	1,527	8,330
TOTAL FOREIGN COUNTRIES	2,281	1,935	1,801	322	2,490	14,847	6,696	5,931	1,527	8,345
Share of Bengal	547	421	18	204	126	2,071	1,045	80	1,131	693
" Bombay	1,338	2,555	2,380	431	2,655	5,333	13,162	6,548	1,735	8,674
" Sind	1,553	2,359	2,135	2,909	1,138	4,533	3,311	7,344	2,339	4,751
" Madras	449	2	2	226	111	653	10	20	225	235
" Burma	24	21	6	20	68	66	72	27	20	237
TOTAL	4,061	7,753	5,522	4,010	4,098	19,668	24,500	14,519	12,170	14,445
Cider and other fermented liquors (I. D.)—	Gals.	Gals.	Gals.	Gals.	Gals.					
TOTAL BRITISH EMPIRE	2	23	5	15	3	20	190	42	103	39
TOTAL FOREIGN COUNTRIES	13	20	6	14	3	371	142	40	71	59
Share of Bengal	16	371
" Bombay	3	32	1	23	10	20	352	6	102	94
" Sind	10	10	2	6	..	30	76	17	54
" Burma
TOTAL	19	46	11	29	12	391	382	52	170	143
Spirit—										
Brandy (I. D.)—	Gals.	Gals.	Gals.	Gals.	Gals.					
United Kingdom (including Channel Islands)	98	654	8	61	..	1,780	10,575	790	1,770	..
Ceylon (excluding Maldives).	301	..	196	302	..	9,042	..	6,031	9,912	..
Straits Settlements	145	1,172	390	3,499	23,374	6,800
Other British Possessions	17	8	20	17	76	298	144	594	300	4,290
TOTAL BRITISH EMPIRE	561	1,832	514	380	76	14,619	34,093	13,715	11,982	4,290
France	607	199	5,400	10,523
Mascat Territory and Trucial Oman	233	186	326	303	71	3,320	2,466	7,037	9,190	3,066
China (exclusive of Hongkong and Macao)	610	13,013
Japan	492	8,615	..	7
Other Foreign Countries	40	661	30	92	3	1,999	2,005	1,633	2,802	317
TOTAL FOREIGN COUNTRIES	685	1,187	714	395	278	9,837	17,484	17,790	11,992	13,913
Share of Bengal	461	2,766	775	63	67	12,634	24,807	15,043	200	633
" Bombay	69	39	265	325	79	2,397	1,629	5,307	13,044	4,330
" Sind	226	189	213	217	213	2,426	2,893	7,369	10,036	13,293
" Burma	55	1,343	7
TOTAL	1,496	3,989	1,228	675	354	24,456	50,577	31,505	23,974	18,203
Whisky (I. D.)—	Gals.	Gals.	Gals.	Gals.	Gals.					
United Kingdom (including Channel Islands)	137	301	97	535	190	3,243	11,367	3,311	10,965	4,427
Straits Settlements	3,433	2,497	1,251	300	..	17,276	42,231	20,265	7,099	..
Kanya Colony	379	96	90	7,103	1,435	1,437
Other British Possessions	61	10	4	22	62	1,370	264	100	760	1,602
TOTAL BRITISH EMPIRE	4,060	2,904	1,442	907	252	33,097	55,797	25,163	18,794	6,029

GENERAL EXPORTS

(774)

FOREIGN MERCHANDISE

No. 12—continued

ARTICLES, AND COUNTRIES OF FINAL DESTINATION; ALSO SHARE OF EACH PROVINCE	QUANTITY					VALUE				
	1931-32	1932-33	1933-34	1934-35	1935-36	1931-32	1932-33	1933-34	1934-35	1935-36
Liquors—continued										
<i>Spirits—continued</i>										
Whisky (L. D.)—continued	Gals.	Gals.	Gals.	Gals.	Gals.					
France	284	7,000
Masrat Territory and Trucial Oman	188	107	168	81	105	2,412	2,878	4,720	2,464	5,453
Iran	158	168	155	95	..	2,861	4,841	6,382	2,217
China (exclusive of Hongkong and Macao)	278	2,023	1,592	42,688
Japan	622	180	12,468	2,480	24
French Somaliland	284	7,000
Other Foreign Countries	254	420	186	9	64	5,224	2,067	2,124	454	1,720
TOTAL FOREIGN COUNTRIES	1,225	2,717	1,155	425	264	22,229	51,464	26,172	12,788	10,514
<i>Share of Bengal</i>	<i>4,476</i>	<i>5,768</i>	<i>7,922</i>	<i>7,052</i>	<i>..</i>	<i>24,276</i>	<i>22,622</i>	<i>24,912</i>	<i>20,220</i>	<i>..</i>
" Bombay	267	267	241	29	221	6,262	10,227	6,210	1,212	7,279
" Sind	266	224	206	212	189	2,205	2,722	2,024	10,009	2,279
" Madras	52	160
" Burma	48	162	12	..	41	1,260	4,622	274	..	725
TOTAL	5,295	6,621	2,597	1,322	516	1,12,222	1,07,221	51,226	21,522	16,512
Other Ports (L. D.)—										
United Kingdom (including Channel Islands)	Gals.	Gals.	Gals.	Gals.	Gals.					
Ceylon (exclusive of Maldives)	122	647	2,152	222	29	752	2,241	4,012	2,022	540
Other British Possessions	15,222	16,620	1,221	6,242	54	14,420	14,122	2,170	5,422	1,221
TOTAL BRITISH EMPIRE	16,702	18,245	7,021	8,222	547	17,952	22,456	11,177	11,977	6,412
United States of America— Via Atlantic Coast	7,466	2,462	5,952	2,447	..
Other Foreign Countries	696	642	12,666	1,221	1,721	10,162	4,229	2,220	2,621	2,502
TOTAL FOREIGN COUNTRIES	696	642	12,622	5,014	1,721	10,162	4,229	14,122	11,062	2,502
<i>Share of Bengal</i>	<i>12,122</i>	<i>17,072</i>	<i>22,222</i>	<i>12,022</i>	<i>29</i>	<i>17,221</i>	<i>12,022</i>	<i>12,472</i>	<i>2,472</i>	<i>222</i>
" Bombay	1,122	642	202	1,272	1,222	2,221	7,222	7,222	2,222	11,022
" Sind	122	222	222	202	401	1,227	1,272	2,222	4,222	2,222
" Madras	222	1,222
" Burma	22	12	2,121	222	7
TOTAL	17,422	18,227	22,565	12,222	2,222	22,122	22,722	22,222	12,045	14,214
Total Spirit—										
United Kingdom (including Channel Islands)	Gals.	Gals.	Gals.	Gals.	Gals.					
Ceylon (exclusive of Maldives)	227	1,602	2,227	222	219	5,772	20,722	2,114	12,762	4,227
Straits Settlements	16,122	10,222	2,121	7,221	104	24,221	14,227	9,210	12,244	2,446
Kenya Colony	2,622	1,669	1,661	200	50	20,722	64,605	26,622	7,069	1,722
Other British Possessions	476	121	120	1	7	7,227	2,012	2,466	24	227
TOTAL BRITISH EMPIRE	21,414	22,221	2,227	2,672	275	1,21,574	1,14,246	50,055	42,752	16,721
France	972	..	94	556	220	12,219	..	1,645	417	11,922
Masrat Territory and Trucial Oman	222	550	512	471	422	2,722	7,272	12,221	12,224	2,246
Iran	142	206	214	246	125	1,662	2,602	5,022	9,220	4,276
China (exclusive of Hongkong and Macao)	272	2,242	1,592	55,651
Japan	1,022	120	22	22,122	2,422	122
French Somaliland	224	7,000
United States of America— Via Atlantic Coast	40	7	7,512	2,462	..	1,122	202	6,722	2,447	..
" Pacific "	1	24	..
Other Foreign Countries	202	1,210	11,224	217	1,420	2,242	6,222	2,122	6,011	6,524
TOTAL FOREIGN COUNTRIES	2,226	5,516	21,222	5,724	2,222	42,227	72,217	52,122	22,246	22,224

No. 12—continued

ARTICLES, AND COUNTRIES OF FINAL DESTINATION: ALSO SHARE OF EACH PROVINCE	QUANTITY					VALUE				
	1981-82	1982-83	1983-84	1984-85	1985-86	1981-82	1982-83	1983-84	1984-85	1985-86
Liquors—continued										
Spirits—concluded										
Total Spirits—contd.	Gals.	Gals.	Gals.	Gals.	Gals.					
Share of Bengal	21,108	25,152	28,101	12,145	22	1,21,461	1,42,325	55,441	30,735	1,714
“ Bombay	1,621	1,052	1,420	1,526	2,128	14,602	19,262	22,902	22,242	22,625
“ Sind	1,468	798	787	725	723	10,757	11,059	10,220	24,521	24,257
“ Madras	224	65	..	1,723	100
“ Burma	78	171	12	..	61	4,921	7,124	574	..	729
TOTAL	24,280	28,497	30,320	15,400	2,168	1,54,811	1,87,568	1,08,207	78,601	40,655
Wines—										
Champagne and other sparkling wines (I. D)— Ceylon (excluding Maldives)	Gals.	Gals.	Gals.	Gals.	Gals.					
Other British Possessions	478	..	20	4	..	2,629	..	568	140	..
TOTAL BRITISH EMPIRE	591	77	32	12	24	10,256	2,122	924	471	1,168
TOTAL FOREIGN COUNTRIES	82	29	19	36	4	2,222	857	429	2,006	140
Share of Bengal	617	11,263
“ Bombay	22	24	22	12	16	1,025	2,719	226	452	522
“ Sind	22	12	4	36	12	200	221	122	2,019	770
“ Madras	15	214
TOTAL	678	103	51	40	28	12,188	4,040	1,423	2,477	1,202
Port and other still red wines (I. D)—	Gals.	Gals.	Gals.	Gals.	Gals.					
TOTAL BRITISH EMPIRE	82	64	21	22	6	1,522	1,222	426	509	127
TOTAL FOREIGN COUNTRIES	101	57	19	21	16	2,122	1,015	265	720	224
Share of Bengal	20	242
“ Bombay	27	20	27	21	22	2,022	1,022	202	224	222
“ Sind	52	21	12	12	2	1,211	642	222	272	172
TOTAL	188	121	40	63	22	2,712	2,242	621	1,229	441
Sherry and other still white wines (I. D)—	Gals.	Gals.	Gals.	Gals.	Gals.					
TOTAL BRITISH EMPIRE	121	65	206	122	22	2,027	1,222	2,214	2,724	2,070
TOTAL FOREIGN COUNTRIES	91	51	52	54	22	1,704	927	1,127	1,407	2,040
Share of Bengal	22	1,022	..
“ Bombay	122	70	112	102	22	2,022	1,422	2,407	1,222	1,244
“ Sind	27	22	21	27	20	222	272	274	1,172	2,422
“ Madras	20	..	4	200	..	20	..
TOTAL	222	116	159	192	162	4,791	2,209	2,441	4,161	4,110
Other sorts (including Vermouth and Ginger wine) (I. D)—	Gals.	Gals.	Gals.	Gals.	Gals.					
TOTAL BRITISH EMPIRE	297	104	27	212	29	4,712	1,422	520	2,707	1,222
TOTAL FOREIGN COUNTRIES	267	116	122	142	72	2,420	1,227	2,222	2,665	1,210

GENERAL EXPORTS

(776)

FOREIGN MERCHANDISE

No. 12—continued

ARTICLES, AND COUNTRIES OF FINAL DESTINATION; ALSO SHARE OF EACH PROVINCE	QUANTITY					VALUE				
	1931-32	1932-33	1933-34	1934-35	1935-36	1931-32	1932-33	1933-34	1934-35	1935-36
Liquors—continued										
Wines—continued										
Other sorts (including Vermont and Ginger wines) (I. D)—continued	Gals.	Gals.	Gals.	Gals.	Gals.	Rs	Rs	Rs	Rs	Rs
Share of Bengal	354	7	26	223	..	5,356	167	666	2,061	..
“ Bombay	49	117	54	49	77	339	1,490	1,209	626	1,243
“ Sind	126	86	36	36	24	1,433	844	1,212	1,686	446
“ Madras	4	..	4	..	16	60	..	36	..	1,333
TOTAL	554	220	200	354	117	7,308	2,520	3,166	5,372	3,043
Total Wines—	Gals.	Gals.	Gals.	Gals.	Gals.					
United Kingdom (including Channel Islands)	314	329	8	54	20	5,933	5,560	219	1,132	1,542
Ceylon (excluding Maldives)	706	34	184	123	54	12,090	563	2,817	2,168	998
Other British Possessions	81	47	54	209	78	1,171	1,037	1,388	2,091	2,653
TOTAL BRITISH EMPIRE	1,101	310	196	395	152	20,248	7,161	4,574	6,441	5,198
TOTAL FOREIGN COUNTRIES	581	253	254	208	180	3,663	3,356	4,517	6,908	3,714
Share of Bengal	1,031	7	26	271	..	16,961	167	666	4,107	..
“ Bombay	355	361	261	213	192	7,413	2,363	5,267	3,810	3,691
“ Sind	252	185	144	179	124	4,423	2,222	2,563	5,863	3,239
“ Madras	4	10	19	4	16	60	300	460	70	1,353
TOTAL	1,632	563	450	658	332	28,005	11,017	8,801	13,249	8,902
Total Liquors—	Gals.	Gals.	Gals.	Gals.	Gals.					
United Kingdom (including Channel Islands)	1,405	7,321	7,139	4,202	920	12,062	53,133	17,764	25,803	9,777
Bahrain Islands	225	301	316	439	1,809	1,155	1,508	2,324	4,265	6,363
Ceylon (excluding Maldives)	16,925	16,673	2,325	7,533	161	37,051	14,955	12,127	18,012	3,603
Straits Settlements	2,893	2,669	1,563	391	60	21,820	64,605	26,631	7,503	1,934
Kenya Colony	1,245	365	451	8	15	9,963	2,772	3,241	88	595
Other British Possessions	533	703	1,016	1,163	158	1,816	2,523	2,972	4,564	5,241
TOTAL BRITISH EMPIRE	24,297	29,122	18,409	12,771	2,643	1,46,656	1,89,301	65,059	60,245	28,108
France	1,400	17	109	573	221	24,912	500	1,059	1,602	11,953
Mascat Territory and Trucial Oman	1,457	704	765	522	1,129	9,569	8,349	14,877	14,535	13,196
Iran	453	605	613	623	543	5,491	7,053	3,960	14,173	8,590
China (exclusive of Hongkong and Macao)	313	2,647	2,663	56,041
Japan	12	1,095	184	336	..	17	22,103	2,495	920
French Somaliland	234	7,000
United States of America—										
V4 Atlantic Coast	114	25	7,513	3,463	..	2,990	403	6,740	2,447	..
“ Pacific “	2	36	..
Other Foreign Countries	1,663	2,714	12,354	956	2,737	14,437	11,543	12,013	8,960	10,393
TOTAL FOREIGN COUNTRIES	5,694	7,724	22,954	6,333	4,971	67,117	83,911	66,840	44,254	45,052
Share of Bengal	22,390	26,330	22,145	12,710	222	1,31,864	1,22,337	66,187	36,026	2,313
“ Bombay	4,174	5,916	4,023	3,191	5,045	27,367	43,933	34,713	28,049	35,054
“ Sind	3,073	3,652	4,076	3,376	2,066	22,773	21,746	29,773	28,399	33,021
“ Madras	253	336	27	300	122	713	1,533	420	1,005	1,747
“ Burma]	102	192	17	30	109	5,037	7,196	601	90	1,026
TOTAL	29,991	36,346	36,363	20,104	7,614	2,13,773	2,23,412	1,31,699	1,04,409	73,160

No. 12—continued

ARTICLES, AND COUNTRIES OF FINAL DESTINATION; ALSO SHARE OF EACH PROVINCE	QUANTITY					VALUE				
	1931-32	1932-33	1933-34	1934-35	1935-36	1931-32	1932-33	1933-34	1934-35	1935-36
Machinery and millwork—						R	R	R	R	R
<i>Prime-movers (other than electrical)—</i>										
Locomotives (excluding those for railways) (III, J)—										
TOTAL BRITISH EMPIRE	—	—	—	—	—	1,397	250
Germany	—	—	—	—	—	1,200	..
Share of Bengal	—	—	—	—	—	1,397
" Bombay	—	—	—	—	—	..	250	..	1,200	..
TOTAL	—	—	—	—	—	1,397	250	..	1,200	..
Others (III, J)—										
United Kingdom (including Channel Islands)	—	—	—	—	—	8,088	22,780	3,654	19,705	12,874
Other British Possessions	—	—	—	—	—	2,867	5,415	580	3,550	1,100
TOTAL BRITISH EMPIRE	—	—	—	—	—	10,955	28,195	4,234	23,255	13,974
Norway	—	—	—	—	—	11,400
Iran	—	—	—	—	—	2,870	..	6,855	2,926	1,155
United States of America—										
Vid Atlantic Coast	—	—	—	—	—	705	1,900	7,205
" Pacific "	—	—	—	—	—	..	500
Other Foreign Countries	—	—	—	—	—	3,326	285	1,086	10,290	1,845
TOTAL FOREIGN COUNTRIES	—	—	—	—	—	6,901	2,685	15,096	13,216	14,400
Share of Bengal	—	—	—	—	—	4,000	..
" Bombay	—	—	—	—	—	17,796	38,075	17,430	35,471	32,302
" Sind	—	—	—	—	—	1,032
" Madras	—	—	—	—	—	1,850	..	4,980
" Burma	—	—	—	—	—	..	2,805
TOTAL	—	—	—	—	—	17,796	40,880	19,280	36,471	28,374
Electrical machinery of all kinds (III, J)—										
United Kingdom (including Channel Islands)	—	—	—	—	—	52,975	1,47,225	46,732	29,416	20,968
Ceylon (excluding Maldives)	—	—	—	—	—	180	3,872	280	17,108	1,709
Straits Settlements	—	—	—	—	—	17,121	2,681
Other British Possessions	—	—	—	—	—	2,215	88	1,415	55	1,095
TOTAL BRITISH EMPIRE	—	—	—	—	—	55,380	1,51,185	48,377	63,695	26,398
Germany	—	—	—	—	—	4,417	5,800	3,534	937	7,613
France	—	—	—	—	—	1,00,000	134
Italy (including Fiume)	—	—	—	—	—	..	3,165	7,730
Iran	—	—	—	—	—	1,147	1,500	9,415	650	300
United States of America—										
Vid Atlantic Coast	—	—	—	—	—	6,147	10,846	12,351	8,129	9,627
" Pacific "	—	—	—	—	—	195
Other Foreign Countries	—	—	—	—	—	3,005	9,287	5,392	4,805	3,864
TOTAL FOREIGN COUNTRIES	—	—	—	—	—	14,716	20,098	28,422	1,14,021	21,733

GENERAL EXPORTS

FOREIGN MERCHANDISE

(778)

No. 12—continued

ARTICLES, AND COUNTRIES OF FINAL DESTINATION; ALSO SHARE OF EACH PROVINCE	QUANTITY					VALUE				
	1931-32	1932-33	1933-34	1934-35	1935-36	1931-32	1932-33	1933-34	1934-35	1935-36
Machinery and millwork— continued										
<i>Electrical Machinery of all Kinds (XII. J)—contd.</i>										
Share of Bengal	—	—	—	—	—	2,815	..	1,440	26,761	19,665
“ Bombay	—	—	—	—	—	66,824	41,013	61,032	28,709	22,698
“ Sind	—	—	—	—	—	360	1,02,200	200	1,12,884	3,342
“ Madras	—	—	—	—	—	2,107	32,767	22,892	2,270	6,018
“ Burma	—	—	—	—	—	1,019	1,203	669	..	1,509
TOTAL	—	—	—	—	—	69,726	1,81,283	86,799	1,77,716	58,181
Other parts of Machinery—										
United Kingdom (including Channel Islands)	—	—	—	—	—	2,97,179	2,62,331	2,31,259	2,10,212	4,35,430
Ceylon (excluding Maldives)	—	—	—	—	—	1,22,428	72,612	37,666	64,571	80,022
Strait Settlements	—	—	—	—	—	40,570	18,551	20,663	28,493	58,224
British Borneo	—	—	—	—	—	27,500
Union of South Africa	—	—	—	—	—	4,637	2,850	1,499	..	20,184
Kenya Colony	—	—	—	—	—	15,947	22,428	28,425	20,575	8,970
Seychelles	—	—	—	—	—	..	7,200	..	100	750
British West India Islands (excluding Bahamas)	—	—	—	—	—	..	2,222
Commonwealth of Australia	—	—	—	—	—	25,422	2,522	717	7,200	1,276
Other British Possessions	—	—	—	—	—	15,220	16,214	10,766	8,616	12,262
TOTAL BRITISH EMPIRE	—	—	—	—	—	11,37,622	5,15,117	4,41,000	4,49,775	6,40,229
Sweden	—	—	—	—	—	14,012	1,610	6,922	12,222	1,172
Norway	—	—	—	—	—	5,617	..
Denmark	—	—	—	—	—	2,072	14,920	2,466	2,200	250
Germany	—	—	—	—	—	47,241	60,571	29,929	72,421	28,955
Netherlands	—	—	—	—	—	5,262	497	7,127	25,225	21,052
Belgium	—	—	—	—	—	9,112	22,260	11,651	2,255	252
France	—	—	—	—	—	5,702	19,620	4,229	6,120	10,912
Switzerland	—	—	—	—	—	910	12,221	11,149	..	120
Italy (including Fiume)	—	—	—	—	—	6,795	14,006	11,702	12,074	5,200
Native States in Arabia other than Maskat Territory and Trucial Oman	—	—	—	—	—	2,665	260	100	10,210	2,920
Iraq	—	—	—	—	—	7,200	10,766	9,111	11,492	16,227
Iran	—	—	—	—	—	17,422	2,752	2,221	52,244	22,524
Java	—	—	—	—	—	7,000	250	..	215	251
Siam	—	—	—	—	—	2,065	420	2,100	2,400	120
French Indo-China	—	—	—	—	—	12,200	217
China (exclusive of Hongkong and Macao)	—	—	—	—	—	1,15,240	1,672	2,122	2,466	5,690
Japan	—	—	—	—	—	2,620	226	25,910	5,522	6,225
Egypt	—	—	—	—	—	21,271	1,102	1,776	1,047	2,221
Portuguese East Africa	—	—	—	—	—	979	6,772	2,250	52,560	2,010
United States of America—										
Vid Atlantic Coast	—	—	—	—	—	2,76,224	2,01,152	1,42,401	62,911	1,05,922
“ Pacific “	—	—	—	—	—	29,522	2,244	..	250	60
Mexico	—	—	—	—	—	5,791
Other Foreign Countries	—	—	—	—	—	6,092	7,170	10,522	2,021	1,025
TOTAL FOREIGN COUNTRIES	—	—	—	—	—	6,06,292	2,96,252	2,02,409	2,72,964	2,24,202
Share of Bengal	—	—	—	—	—	2,69,252	2,60,167	2,22,200	2,42,597	2,22,720
“ Bombay	—	—	—	—	—	4,56,740	2,72,122	2,22,249	2,67,211	2,22,227
“ Sind	—	—	—	—	—	1,22,422	1,12,224	22,229	20,202	72,227
“ Madras	—	—	—	—	—	1,06,022	1,22,771	22,222	20,202	22,722
“ Burma	—	—	—	—	—	22,222	22,222	22,222	1,22,222	1,22,222
TOTAL	—	—	—	—	—	17,44,522	9,11,975	7,42,409	2,22,729	2,22,047
Total value of Machinery	—	—	—	—	—	18,22,222	11,22,222	2,22,222	10,22,222	10,11,222

No. 12—continued

ARTICLES AND COUNTRIES OF FINAL DESTINATION; ALSO SHARE OF EACH PROVINCE	QUANTITY					VALUE				
	1931-32	1932-33	1933-34	1934-35	1935-36	1931-32	1932-33	1933-34	1934-35	1935-36
Matches (III, V)—						R	R	R	R	R
	Gross of boxes	Gross of boxes	Gross of boxes	Gross of boxes	Gross of boxes					
Ceylon (excluding Maldives)	1,000	2,160	4,275	5,644
Seychelles	2,100	2,800	4,500	5,603
Other British Possessions	2,475	55	2	6	..	2,050	118	3	22	..
TOTAL BRITISH EMPIRE	6,475	5,005	2	6	..	11,725	11,357	3	22	..
TOTAL FOREIGN COUNTRIES	252	..	50	4	..	406	..	100	23	..
Share of Bengal	6	23	..
" Bombay	4,227	5,005	52	4	..	7,266	11,357	103	23	..
" Madras	1,900	4,275
TOTAL	6,727	5,005	52	10	..	12,131	11,357	103	50	..
Mats and Matting (III, U)—	Sq. yards	Sq. yards	Sq. yards	Sq. yards	Sq. yards					
TOTAL BRITISH EMPIRE	16,303	10,677	7,816	20,739	9,652	4,773	5,633	2,375	5,252	3,362
TOTAL FOREIGN COUNTRIES	10,344	7,910	5,335	11,240	7,332	4,320	5,210	2,567	5,350	4,176
Share of Bengal	700	5,600	233	266	194	307	2,330	149	87	32
" Bombay	25,227	11,227	12,233	20,222	14,090	3,225	7,343	5,223	9,249	6,711
" Sind	125	100	..	11,400	2,775	100	24	..	866	763
" Madras	1,200	1,020
" Burma	45	17
TOTAL	26,712	18,527	13,171	31,979	17,024	9,022	10,843	5,442	10,602	7,628
Metals and Ores—										
Brass, Bronze, and simi- lar alloys, wrought—										
Mixed or yellow metal for sheathing (III, L)—	Cwts.	Cwts.	Cwts.	Cwts.	Cwts.					
United Kingdom (including Channel Islands)	1	315	1	1,379	12	33	4,800	25	29,276
Other British Possessions	15	10	38	12	..	600	247	1,056	206
TOTAL BRITISH EMPIRE	..	16	325	39	1,391	12	693	5,047	1,081	29,482
Iran	220	157	11	46	252	10,731	7,191	342	1,925	6,236
Other Foreign Countries	27	185	56	8	..	1,070	3,118	2,250	462
TOTAL FOREIGN COUNTRIES	220	184	196	102	260	10,731	8,261	3,400	4,175	6,750
Share of Bengal	2	246	10	1	..	25	7,300	725	491
" Bombay	220	193	41	116	1,380	10,743	3,311	1,207	4,194	35,691
" Madras	15	337	..
" Burma	60
TOTAL	220	260	287	141	1,651	10,743	8,394	8,507	6,256	36,232

GENERAL EXPORTS

(780)

FOREIGN MERCHANDISE

No. 12—continued

ARTICLES, AND COUNTRIES OF FINAL DESTINATION; ALSO SHARE OF EACH PROVINCE	QUANTITY					VALUE				
	1931-32	1932-33	1933-34	1934-35	1935-36	1931-32	1932-33	1933-34	1934-35	1935-36
Metals and Ores—continued										
Brass, bronze, and similar alloys, wrought—contd.	Cwts.	Cwts.	Cwts.	Cwts.	Cwts.	₹	₹	₹	₹	₹
Other sorts (III. L)— United Kingdom (including Channel Islands)	54	62	47	100	2,060	10,524	8,095	8,085	6,859	77,764
Other British Possessions	53	83	61	125	85	6,081	5,908	5,178	9,507	8,747
TOTAL BRITISH EMPIRE	107	145	108	225	2,145	16,605	14,003	13,263	16,366	86,511
Germany	12	..	237	6,531	1,592	978	..	6,520	1,00,422	28,602
Belgium	1,498	21,622
Native States in Arabia other than Maskat Terri- tory and Trucial Oman	1	1	100	229	146	50	40	20,100	61,012	25,075
Other Foreign Countries	45	69	51	274	180	5,819	7,039	4,617	9,458	12,660
TOTAL FOREIGN COUNTRIES	58	70	388	7,034	3,410	6,842	7,079	21,227	1,70,892	1,08,020
Share of Bengal	18	21	2	222	20	2,247	1,376	560	5,192	1,709
“ Bombay	120	176	216	7,029	2,729	15,444	17,377	26,926	1,51,220	1,22,229
“ Sind	1	9	222	5	1,004	100	125	6,541	510	21,225
“ Madras	12	15	4	..	1,707	2,722	2,070	266	26	27,422
“ Burma	12	1	..	2	1	1,277	122	127	140	120
TOTAL	165	215	496	7,259	6,461	23,297	21,080	44,500	1,87,259	1,94,531
TOTAL BRASS, BRONZE, AND SIMILAR ALLOYS	Cwts.	Cwts.	Cwts.	Cwts.	Cwts.	₹	₹	₹	₹	₹
	335	415	782	7,400	8,112	24,140	29,974	52,007	1,92,515	2,20,762
Copper—										
Unwrought—	Cwts.	Cwts.	Cwts.	Cwts.	Cwts.					
All sorts (III. L)— TOTAL BRITISH EMPIRE	..	1	..	25	1	..	50	..	1,610	20
TOTAL FOREIGN COUNTRIES	..	9	8	..	250	1,520
Share of Bengal	25	9	1,410	1,520
“ Bombay	..	10	400
TOTAL	..	10	..	25	9	..	400	..	1,610	1,540
Wrought—										
Sheets and other manufac- tures (III. L)—	Cwts.	Cwts.	Cwts.	Cwts.	Cwts.					
United Kingdom (including Channel Islands)	8	11	12	51	157	462	945	680	2,020	5,122
Bahrain Islands	66	44	49	264	546	2,622	2,179	1,822	11,727	16,242
Other British Possessions	72	26	49	122	124	5,614	1,500	2,742	7,222	5,515
TOTAL BRITISH EMPIRE	146	81	111	437	827	9,700	4,624	5,202	21,122	29,941
Germany	215	6,902
Native States in Arabia other than Maskat Terri- tory and Trucial Oman	77	16	22	52	172	4,121	740	2,220	2,622	5,261
Iraq	..	125	99	212	26	..	5,264	4,012	6,224	1,470
Iran	22	6	422	2,224	6,127	4,729	220	12,420	99,206	1,92,022
Other Foreign Countries	24	14	..	12	16	2,242	970	12	1,047	222
TOTAL FOREIGN COUNTRIES	123	161	620	2,740	6,617	11,222	7,224	22,227	1,09,240	2,09,100
Share of Bengal	22	6	22	24	27	1,212	222	2,072	1,427	1,600
“ Bombay	229	112	704	2,724	7,279	16,229	5,247	26,222	1,17,040	2,26,441
“ Sind	22	117	2	422	22	2,209	5,201	200	12,229	1,000
“ Madras	1	22
“ Burma	..	4	12	602
TOTAL	245	242	721	4,242	7,444	21,012	11,012	29,142	1,20,772	2,29,041

No. 12—continued

ARTICLES, AND COUNTRIES OF FINAL DESTINATION; ALSO SHARE OF EACH PROVINCE	QUANTITY					VALUE				
	1931-32	1932-33	1933-34	1934-35	1935-36	1931-32	1932-33	1933-34	1934-35	1935-36
	Owts.	Owts.	Owts.	Owts.	Owts.	Rs	Rs	Rs	Rs	Rs
Metals and Ore—continued										
Copper—continued										
Wrought—continued										
Total Copper—										
United Kingdom (including Channel Islands)	8	11	13	51	158	463	945	680	2,020	8,203
Dahra Islands	66	44	49	364	546	8,668	2,179	1,868	11,727	16,248
Other British Possessions	78	27	49	213	124	5,614	1,560	3,743	8,998	5,515
TOTAL BRITISH EMPIRE	152	82	111	628	828	9,760	4,674	6,306	22,745	29,961
Germany	223	8,425
Native States in Arabia other than Maskat Territory and Trucial Oman	77	16	83	53	173	4,181	740	3,320	2,653	6,361
Iraq	125	99	213	36	..	5,264	4,015	6,334	1,470
Iran	92	14	438	3,354	6,187	4,729	570	13,480	99,806	1,95,029
Other Foreign Countries	24	15	..	15	6	2,848	1,070	12	1,047	335
TOTAL FOREIGN COUNTRIES	198	170	620	3,640	6,625	11,258	7,644	22,837	1,09,640	2,10,620
Share of Bengal	23	6	25	59	45	1,916	262	2,075	3,097	3,140
" <i>Bombay</i>	299	115	704	3,754	7,379	10,829	6,247	26,963	1,37,049	2,36,441
" <i>Sind</i>	23	117	2	465	38	2,209	5,291	100	12,239	1,000
" <i>Madras</i>	1	50
" <i>Burma</i>	4	1	15	608
TOTAL	345	262	781	4,268	7,458	21,018	12,918	29,143	1,32,385	2,40,591
Iron or steel—										
 Anchors and cables (III. K)—	Tons	Tons	Tons	Tons	Tons					
TOTAL BRITISH EMPIRE	2	3	..	2	3	694	1,450	200	1,584	818
TOTAL FOREIGN COUNTRIES	..	1	..	2	1	120	964	595	785	920
 Share of Bengal	1	1	..	150	335	..
" <i>Bombay</i>	1	4	..	3	4	604	2,414	750	1,964	1,483
" <i>Sind</i>	45	130	..
" <i>Burma</i>	250
TOTAL	2	4	..	4	4	814	2,414	795	2,369	1,738
 Angle, bolt, and rod (III. K)—	Tons	Tons	Tons	Tons	Tons					
TOTAL BRITISH EMPIRE	1	5	5	7	16	370	2,224	1,945	2,156	5,038
Iraq	89	31	30	120	..	12,478	5,473	6,057
Other Foreign Countries	49	..	19	8	8	4,823	575	2,292	3,628	1,481
TOTAL FOREIGN COUNTRIES	49	..	107	39	38	4,943	575	14,770	8,101	7,518
 Share of Bengal	43	..	11	1	..	3,953	732	1,313	500	239
" <i>Bombay</i>	2	3	52	44	17	1,340	1,705	3,983	3,313	6,330
" <i>Sind</i>	2	46	..	16	15	363	6,014	390	2,530
" <i>Burma</i>	1	1	14	200	154	2,964
TOTAL	50	5	112	46	49	5,313	2,799	10,715	10,257	12,553
 Bars and channels (III. K)—	Tons	Tons	Tons	Tons	Tons					
United Kingdom (including Channel Islands)	6	5	4	39	2	16,475	16,455	14,413	87,953	1,154
Other British Possessions	14	29	17	13	10	6,054	6,663	4,979	4,305	4,545
TOTAL BRITISH EMPIRE	20	34	21	52	12	16,529	23,118	19,392	92,257	5,699

GENERAL EXPORTS

(782)

FOREIGN MERCHANDISE

No. 12—continued

ARTICLES AND COUNTRIES OF FINAL DESTINATION; ALSO SHARE OF EACH PROVINCE	QUANTITY					VALUE				
	1931-32	1932-33	1933-34	1934-35	1935-36	1931-32	1932-33	1933-34	1934-35	1935-36
	Tons	Tons	Tons	Tons	Tons	Rs	Rs	Rs	Rs	Rs
Metals and Ores—continued										
Iron or Steel—continued										
Bars and channels (III. K)—contd.										
Germany	29	31,078
Austria	7	6,700
Other Foreign Countries	24	26	24	27	22	9,219	7,023	9,994	8,758	9,410
TOTAL FOREIGN COUNTRIES	53	26	31	27	22	40,297	7,023	15,994	8,758	9,410
Share of Bengal										
..	3	17	3	11,178	330	..	20,187	478
.. Bombay	45	42	25	49	24	35,199	22,427	30,043	29,870	2,276
.. Sind	14	9	9	3	12	2,722	1,278	1,028	738	1,723
.. Madras	7	..	2	7,122	20	2,127	..	100
.. Burma	2	2	..	10	6	559	4,426	202	715	4,473
TOTAL	72	60	52	79	44	56,828	29,141	35,091	51,510	15,109
Hoops and strips (III. K)—										
United Kingdom (including Channel Islands)										
..	160	157	126	122	160	58,809	42,735	22,490	22,226	27,897
Other British Possessions	4	..	1	2	..	675	60	522	842	59
TOTAL BRITISH EMPIRE	164	157	127	124	160	59,484	42,795	23,012	23,168	27,956
TOTAL FOREIGN COUNTRIES	1	..	4	220	155	744	54	00
Share of Bengal										
..	59	22	21	25	27	29,742	26,842	6,404	6,572	6,222
.. Bombay	104	72	92	67	63	29,222	15,202	20,222	16,411	16,722
.. Sind	120	15
.. Madras	17	42	65	2,971	10,022	14,571
.. Burma	2	2	1	454	490	299	200	75
TOTAL	165	157	141	124	160	59,704	42,950	29,757	33,222	33,016
Nails, screws, rivets, and washers (III. K)—										
TOTAL BRITISH EMPIRE										
..	8	10	19	10	10	2,159	4,227	7,515	4,252	5,417
TOTAL FOREIGN COUNTRIES	17	22	17	20	17	9,962	8,642	5,920	8,450	7,005
Share of Bengal										
..	72	..	122
.. Bombay	17	21	22	24	20	10,749	12,142	12,027	10,450	11,222
.. Sind	2	2	2	6	2	272	222	1,222	2,222	1,022
.. Burma	1	1,500
TOTAL	20	22	26	20	22	12,521	12,029	13,254	12,702	12,222
Old, for re-manufacture (II. F)—										
United Kingdom (including Channel Islands)										
..	22	..	44	5	16	16,209	..	1,222	67	1,222
Other British Possessions	16	5	222	22	1,222
TOTAL BRITISH EMPIRE	38	..	44	5	21	17,091	22	1,222	67	2,444

No. 12—continued

ARTICLES, AND COUNTRIES OF FINAL DESTINATION; ALSO SHARE OF EACH PROVINCE	QUANTITY					VALUE				
	1931-32	1932-33	1933-34	1934-35	1935-36	1931-32	1932-33	1933-34	1934-35	1935-36
						R	R	R	R	R
Metals and Ores—continued										
Iron or Steel—continued										
<i>Old for re-manufacture (II. F)—continued</i>	Tons	Tons	Tons	Tons	Tons					
Germany	585	..	104	..	2	11,819	..	3,660	..	200
Belgium	2,498	..	16	32,691	..	422
Italy (including Fiume)	34,815	10,661	10,487	3,860	3,218	6,14,604	2,16,843	2,52,226	79,253	90,243
Yugo-Slavia (Kingdom of the Serbs, Croats and Slovanes)	383	10,929
Japan	44,697	45,162	57,032	41,383	29,167	6,30,313	7,62,469	12,32,495	9,14,632	7,06,981
Other Foreign Countries	11	13	6	..	25	270	400
TOTAL FOREIGN COUNTRIES	82,595	55,823	67,639	44,054	32,773	13,44,933	9,79,312	14,89,828	9,94,155	8,08,884
<i>Share of Bengal</i>	<i>303</i>	<i>..</i>	<i>153</i>	<i>347</i>	<i>46</i>	<i>8,400</i>	<i>65</i>	<i>3,190</i>	<i>6,941</i>	<i>330</i>
<i>Bombay</i>	<i>65,408</i>	<i>30,064</i>	<i>43,968</i>	<i>25,532</i>	<i>22,377</i>	<i>11,92,563</i>	<i>6,33,634</i>	<i>10,12,693</i>	<i>6,25,306</i>	<i>5,34,424</i>
<i>Sind</i>	<i>10,343</i>	<i>13,574</i>	<i>11,643</i>	<i>6,665</i>	<i>3,404</i>	<i>1,56,423</i>	<i>1,94,328</i>	<i>2,41,747</i>	<i>1,34,038</i>	<i>61,032</i>
<i>Madras</i>	<i>3,320</i>	<i>4,934</i>	<i>1,373</i>	<i>1,101</i>	<i>1,000</i>	<i>66,450</i>	<i>1,02,409</i>	<i>48,823</i>	<i>27,020</i>	<i>26,000</i>
<i>Burma</i>	<i>2,318</i>	<i>7,851</i>	<i>10,043</i>	<i>10,364</i>	<i>6,972</i>	<i>22,153</i>	<i>1,33,891</i>	<i>1,34,195</i>	<i>2,00,357</i>	<i>1,39,964</i>
TOTAL	82,694	55,823	67,633	44,059	32,799	13,62,024	9,79,377	14,90,663	9,94,322	8,11,240
Pipes and fittings, cast (III. K)—	Tons	Tons	Tons	Tons	Tons					
United Kingdom (including Channel Islands)	10	4	4	55	..	1,190	1,423	1,470	5,543	..
Commonwealth of Australia	112	22,425
Other British Possessions	15	1	3	4	9	5,486	760	2,700	2,778	3,657
TOTAL BRITISH EMPIRE	137	5	7	59	9	29,201	2,173	4,170	8,321	3,657
TOTAL FOREIGN COUNTRIES	4	2	7	7	2	1,502	820	2,965	4,717	2,240
<i>Share of Bengal</i>	<i>13</i>	<i>..</i>	<i>..</i>	<i>..</i>	<i>..</i>	<i>3,663</i>	<i>300</i>	<i>..</i>	<i>..</i>	<i>..</i>
<i>Bombay</i>	<i>121</i>	<i>7</i>	<i>14</i>	<i>68</i>	<i>11</i>	<i>27,321</i>	<i>2,543</i>	<i>7,090</i>	<i>13,033</i>	<i>5,707</i>
<i>Sind</i>	<i>1</i>	<i>..</i>	<i>..</i>	<i>..</i>	<i>..</i>	<i>237</i>	<i>150</i>	<i>..</i>	<i>..</i>	<i>..</i>
<i>Madras</i>	<i>1</i>	<i>..</i>	<i>..</i>	<i>..</i>	<i>..</i>	<i>270</i>	<i>..</i>	<i>..</i>	<i>..</i>	<i>..</i>
<i>Burma</i>	<i>..</i>	<i>..</i>	<i>..</i>	<i>..</i>	<i>..</i>	<i>..</i>	<i>..</i>	<i>45</i>	<i>..</i>	<i>198</i>
TOTAL	141	7	14	66	11	30,703	2,993	7,135	13,033	5,907
Sheets and plates, galvanized (III. K)—	Tons	Tons	Tons	Tons	Tons					
(TOTAL BRITISH EMPIRE)	8	5	2	20	14	1,911	1,665	635	4,249	4,856
TOTAL FOREIGN COUNTRIES	8	3	30	15	10	625	749	4,345	3,514	2,211
<i>Share of Bengal</i>	<i>6</i>	<i>..</i>	<i>..</i>	<i>13</i>	<i>..</i>	<i>1,625</i>	<i>20</i>	<i>..</i>	<i>2,500</i>	<i>..</i>
<i>Bombay</i>	<i>1</i>	<i>4</i>	<i>24</i>	<i>21</i>	<i>11</i>	<i>216</i>	<i>1,554</i>	<i>4,273</i>	<i>4,928</i>	<i>4,037</i>
<i>Sind</i>	<i>2</i>	<i>4</i>	<i>3</i>	<i>1</i>	<i>13</i>	<i>625</i>	<i>600</i>	<i>1,107</i>	<i>195</i>	<i>2,730</i>
<i>Madras</i>	<i>1</i>	<i>..</i>	<i>..</i>	<i>..</i>	<i>..</i>	<i>160</i>	<i>..</i>	<i>..</i>	<i>..</i>	<i>..</i>
<i>Burma</i>	<i>..</i>	<i>..</i>	<i>..</i>	<i>..</i>	<i>..</i>	<i>10</i>	<i>..</i>	<i>..</i>	<i>30</i>	<i>..</i>
TOTAL	11	8	32	25	24	2,586	2,424	5,380	7,763	6,787

GENERAL EXPORTS

(784)

FOREIGN MERCHANDISE

No. 12—continued

ARTICLES, AND COUNTRIES OF FINAL DESTINATION; ALSO SHARE OF EACH PROVINCE	QUANTITY					VALUE				
	1931-32	1932-33	1933-34	1934-35	1935-36	1931-32	1932-33	1933-34	1934-35	1935-36
Metals and Ores—continued										
Iron or Steel—continued										
Sheets and Plates, Hinned (III. K.)—	Tons	Tons	Tons	Tons	Tons					
TOTAL BRITISH EMPIRE	3	1	923	156	55	80	346
TOTAL FOREIGN COUNTRIES	6	..	4	1	..	2,150	..	1,271	232	170
Share of Bengal	30
" Bombay	6	..	3	1	1	2,200	..	1,126	316	388
" Sind	1	170	..	120
" Madras	3	373	33
" Burma	33	30
TOTAL	9	..	4	1	1	3,073	156	1,386	316	516
Sheets and plates, not galvanised or tinned (III. K.)—										
United Kingdom (including Channel Islands)	103	..	5	18	7	5,334	30	1,005	2,322	1,552
Other British Possessions	6	1	1	7	11	1,055	306	730	2,468	4,595
TOTAL BRITISH EMPIRE	109	1	6	25	18	6,389	336	1,735	4,790	6,147
TOTAL FOREIGN COUNTRIES	2	4	5	17	24	416	892	655	4,455	4,055
Share of Bengal	103	5,664	30
" Bombay	9	6	11	43	43	1,731	1,263	2,325	11,741	10,203
" Madras	6
" Burma	30
TOTAL	111	6	11	42	42	7,415	1,323	2,390	11,741	10,203
Tubes, pipes and fittings, wrought (III. K.)—										
United Kingdom (including Channel Islands)	56	18,461	130
Aden and Dependencies	1	..	10	250	448	858	125	5,657
Bahrain Islands	2	5	7	21	35	952	1,951	2,605	6,895	7,553
Other British Possessions	1	1	3	..	7	1,250	820	1,780	171	5,072
TOTAL BRITISH EMPIRE	3	62	11	21	52	2,452	16,680	4,743	7,161	18,512
TOTAL FOREIGN COUNTRIES	3	12	2	5	18	1,959	7,707	1,501	2,426	3,327
Share of Bengal	1	3	3	..	3	770	2,170	1,145	171	3,040
" Bombay	3	9	2	5	20	2,105	5,461	1,310	1,545	2,329
" Sind	3	62	3	21	42	1,368	10,768	2,426	7,891	2,490
" Madras	170
" Burma	353	..	40
TOTAL	6	74	13	26	65	4,411	24,387	6,344	9,607	22,389

No. 12—continued

ARTICLES, AND COUNTRIES OF FINAL DESTINATION; ALSO SHARE OF EACH PROVINCE	QUANTITY					VALUE				
	1931-32	1932-33	1933-34	1934-35	1935-36	1931-32	1932-33	1933-34	1934-35	1935-36
Metals and Ores—continued						₹	₹	₹	₹	₹
Iron or Steel—continued										
Wire (III. K)—	Tons	Tons	Tons	Tons	Tons					
United Kingdom (including Channel Islands)	..	8	..	10	4,689	65	5,485	..
Other British Possessions	..	31	3	7	5	158	4,989	2,094	2,770	2,801
TOTAL BRITISH EMPIRE	..	39	3	17	5	158	9,528	2,159	8,205	2,801
Iran	4	18	45	2,383	200	725	5,359
Other Foreign Countries	7	32	3	21	18	2,298	7,400	784	5,024	4,967
TOTAL FOREIGN COUNTRIES	7	40	3	25	36	2,343	10,288	984	5,749	10,326
<i>Share of Bengal</i>	..	3	3	13	4,773	1,413	5,760	97
<i>Bombay</i>	5	20	3	19	38	2,181	5,353	1,675	5,716	12,455
<i>Sind</i>	2	49	..	11	3	320	2,408	150	1,479	514
<i>Burma</i>	..	3	280	..	9	..
TOTAL	7	79	6	48	41	2,501	19,811	3,143	13,954	13,127
Other manufactures of iron or steel (III. K)—	Tons	Tons	Tons	Tons	Tons					
United Kingdom (including Channel Islands)	29	7	12	18	1	13,078	1,767	1,978	19,994	681
Aden and Dependencies	5	2	..	5	1	1,080	5,533	..	1,965	600
Other British Possessions	12	17	64	33	12	6,816	2,193	5,294	7,565	2,698
TOTAL BRITISH EMPIRE	46	26	76	56	14	21,974	9,503	7,270	28,924	4,179
Mascat Territory and Trucial Oman	25	9	23	23	34	4,233	1,663	4,961	4,464	6,740
Other Foreign Countries	40	20	16	43	16	3,661	6,053	3,744	7,875	2,995
TOTAL FOREIGN COUNTRIES	65	29	39	66	50	7,894	7,716	8,705	12,339	9,735
<i>Share of Bengal</i>	23	..	63	40	5	14,324	5,000	4,636	25,777	1,199
<i>Bombay</i>	13	17	30	41	17	6,434	4,606	4,361	7,131	4,035
<i>Sind</i>	63	33	33	43	41	6,241	7,121	6,613	7,323	7,872
<i>Madras</i>	3	1,284	352	30
<i>Burma</i>	1	1	235	50	346	1,127	303
TOTAL	111	55	115	126	64	29,768	17,229	16,976	41,268	13,314
Total Iron or Steel—	Tons	Tons	Tons	Tons	Tons					
United Kingdom (including Channel Islands)	392	248	212	290	191	1,07,800	32,861	50,679	1,07,126	44,223
Aden and Dependencies	13	6	5	15	22	4,401	3,111	3,075	5,864	9,910
Bahrain Islands	8	24	17	36	51	3,533	5,146	5,923	10,531	12,346
Ceylon (excluding Maldives)	31	7	13	16	18	9,192	2,618	6,297	5,769	7,230
Straits Settlements	18	34	5	9	24	2,634	5,999	2,590	3,225	3,749
Kenya Colony	6	23	7	15	15	2,503	5,694	3,353	5,319	3,125
Commonwealth of Australia	113	..	1	1	..	22,312	..	215	364	..
Other British Possessions	19	9	66	35	20	7,720	3,656	3,440	10,032	6,346
TOTAL BRITISH EMPIRE	595	346	381	417	341	1,60,845	1,14,085	80,572	1,43,230	97,479

GENERAL EXPORTS

(786)

FOREIGN MERCHANDISE

No. 12—continued

ARTICLES, AND COUNTRIES OF FINAL DESTINATION: ALSO SHARE OF EACH PROVINCE	QUANTITY					VALUE				
	1931-32	1932-33	1933-34	1934-35	1935-36	1931-32	1932-33	1933-34	1934-35	1935-36
Metals and Ores—continued										
Iron or Steel—continued						R	R	R	R	R
<i>Total Iron or Steel—contd.</i>	Tons	Tons	Tons	Tons	Tons					
Germany	617	..	104	1	2	43,613	200	3,660	257	227
Belgium	2,581	7	17	1	1	46,049	1,321	1,209	550	1,800
Italy (including Fiume)	34,815	10,661	10,487	2,660	2,212	[6,14,605	2,16,843	2,52,225	79,253	90,322
Austria	7	6,700
Yugo-Slavia (Kingdom of the Serbs, Croats and Slovenes)	383	10,920
Market Territory and Trucial Oman	41	34	45	67	74	12,411	9,551	12,292	17,254	16,171
Other Native States in Arabia	15	33	14	19	7	4,336	12,434	3,665	5,455	2,660
Iraq	7	23	117	77	90	3,122	6,207	10,531	15,744	16,303
Iran	25	23	31	23	40	7,623	11,225	7,344	11,456	14,333
Japan	44,697	45,162	57,042	41,230	29,170	6,80,312	7,62,469	12,22,642	9,17,223	7,02,022
Other Foreign Countries	7	6	24	29	7	5,170	3,933	7,115	6,422	1,729
TOTAL FOREIGN COUNTRIES	82,905	55,064	67,833	44,273	32,096	14,17,364	10,24,863	15,47,493	10,52,734	8,65,250
<i>Share of Bengal</i>	563	23	252	623	64	79,071	49,122	17,329	62,229	12,21
" Bombay	65,741	29,220	44,259	22,964	22,660	12,22,151	6,24,595	11,07,272	7,22,279	6,72,74
" Sind	10,924	12,140	11,760	6,720	2,522	1,82,941	2,22,222	2,22,222	1,54,221	27,21
" Madras	2,222	4,924	1,222	1,122	1,922	77,119	1,02,799	52,022	27,222	29,21
" Burma	2,222	7,222	10,222	10,222	6,222	20,222	1,22,222	1,52,722	2,02,222	1,22,72
TOTAL	82,400	56,210	68,219	44,695	32,327	15,72,209	11,22,222	16,22,022	12,01,024	9,62,22
Lead—										
Unwrought—										
Ore (III. B)—	Tons	Tons	Tons	Tons	Tons					
TOTAL BRITISH EMPIRE	..	2	1	1	1	120	470	1,420	1,915	1,41
TOTAL FOREIGN COUNTRIES	1	12	4	9	5	1,227	6,229	3,725	6,077	5,00
<i>Share of Bombay</i>	1	15	2	10	6	1,272	2,029	2,215	7,220	6,41
" Sind	42	12	..
TOTAL	1	12	5	10	6	1,417	2,029	2,215	7,222	6,41
Pig (III. D)—	Cwts.	Cwts.	Cwts.	Cwts.	Cwts.					
United Kingdom (including Channel Islands)	442	2,015
Other British Possessions	2	1	1	60	40	11
TOTAL BRITISH EMPIRE	442	1	1	2,075	40	11
TOTAL FOREIGN COUNTRIES	50	11	21	60	25	1,120	220	500	1,740	750
<i>Share of Bombay</i>	50	11	27	61	25	1,120	220	220	1,740	750
" Sind	42	2,222	40	..
" Burma	1	11
TOTAL	50	11	479	61	26	1,120	220	2,275	1,780	767
Other sorts (III. E)—	Cwts.	Cwts.	Cwts.	Cwts.	Cwts.					
TOTAL BRITISH EMPIRE	225	6	2	2,220	60	75
TOTAL FOREIGN COUNTRIES	560	159	112	207	20	2,222	2,015	2,070	4,025	220

No. 12—continued

ARTICLES, AND COUNTRIES OF FINAL DESTINATION; ALSO SHARE OF EACH PROVINCE	QUANTITY					VALUE				
	1931-32	1932-33	1933-34	1934-35	1935-36	1931-32	1932-33	1933-34	1934-35	1935-36
Metals and Ores—continued						₹	₹	₹	₹	₹
Lead—continued.										
Other sorts (III. J)—continued	Cwts.	Cwts.	Cwts.	Cwts.	Cwts.					
Share of Bengal . . .	480	3,043
" Bombay . . .	145	169	119	211	23	3,365	2,915	2,070	4,145	425
" Madras . . .	230	5,500
TOTAL	845	159	119	211	23	11,608	2,915	2,070	4,145	425
Freight, all sorts (III. L)—	Cwts.	Cwts.	Cwts.	Cwts.	Cwts.					
TOTAL BRITISH EMPIRE	8	9	..	6	17	215	230	..	250	359
TOTAL FOREIGN COUNTRIES	65	47	..	63	112	1,345	1,195	..	1,295	2,230
Share of Bengal	50
" Bombay . . .	65	50	..	60	120	1,510	1,425	..	1,545	2,539
TOTAL	65	50	..	60	120	1,560	1,425	..	1,545	2,539
Total Lead (excluding Ore)—	Cwts.	Cwts.	Cwts.	Cwts.	Cwts.					
United Kingdom (including Channel Islands)	443	3	..	50	..	3,016	150	..
Ceylon (excluding Maldives)	238	8	..	5	3	5,785	190	..	120	75
Other British Possessions	1	2	3	18	..	40	60	80	376
TOTAL BRITISH EMPIRE	238	9	443	11	21	5,335	230	3,076	350	451
Market Territory and Trucial Oman . . .	239	170	181	303	145	5,375	3,235	2,315	6,315	3,130
Other Foreign Countries . . .	436	47	12	27	12	2,973	1,195	255	805	200
TOTAL FOREIGN COUNTRIES	675	217	193	330	157	8,348	4,430	2,570	7,120	3,330
Share of Bengal . . .	430	3,693
" Bombay . . .	203	226	149	341	177	5,995	4,060	2,390	7,430	3,764
" Sind	443	7,955	40	..
" Madras . . .	230	5,500
" Burma	1	17
TOTAL	903	226	591	341	178	14,188	4,660	10,646	7,470	3,781
Quicksilver (III. L)—	Lbs.	Lbs.	Lbs.	Lbs.	Lbs.					
TOTAL BRITISH EMPIRE	75	..	495	364	..	300	..	1,200	330	..
TOTAL FOREIGN COUNTRIES	150	73	150	616	375	675	320	525	1,552	300
Share of Bombay . . .	225	73	645	330	375	375	320	1,234	2,332	300

GENERAL EXPORTS

(788)

FOREIGN MERCHANDISE

No. 12—continued

ARTICLES, AND COUNTRIES OF FINAL DESTINATION; ALSO SHARE OF EACH PROVINCE	QUANTITY					VALUE				
	1931-32	1932-33	1933-34	1934-35	1935-36	1931-32	1932-33	1933-34	1934-35	1935-36
	Cwts.	Cwts.	Cwts.	Cwts.	Cwts.	£	£	£	£	£
Metals and Ores—continued										
Tin—										
<i>Uncurrents (Blocks, ingots, bars, and slabs) (III. L.)—</i>										
Straits Settlements	85	34	0	8	11	1,404	3,695	510	910	1,025
Other British Possessions										
TOTAL BRITISH EMPIRE	85	34	0	8	11	1,404	3,695	510	910	1,025
Native States in Arabia other than Maskat Territory and Trucial Oman	10	78	..	2	3	770	7,419	..	850	430
Iraq	184	97	83	..	56	21,460	9,370	2,042	..	8,950
Iran	231	179	169	59	59	24,214	18,242	21,108	8,800	9,816
Other Foreign Countries	6	591	6	12	5	570	2,005	765	1,354	662
TOTAL FOREIGN COUNTRIES	481	945	261	73	123	47,004	37,036	23,910	10,564	19,358
<i>Share of Bengal</i>	22	539	379	735
<i>Bombay</i>	141	399	207	76	123	47,747	40,006	21,429	10,664	20,233
<i>Madras</i>	8	5	..	862	310	..
TOTAL	466	1,179	207	61	123	48,408	64,894	24,420	11,474	20,233
Zinc of spelter—										
All sorts (III. L.)—										
TOTAL BRITISH EMPIRE	45	6	4	56	62	2,249	215	110	2,243	1,090
TOTAL FOREIGN COUNTRIES	31	..	27	8	322	1,105	..	286	360	790
<i>Share of Bengal</i>	24	43	126	2,264	1,726	335
<i>Bombay</i>	57	6	11	10	43	365	215	210	415	1,045
<i>Madras</i>	8	..	29	126	..	288
<i>Burma</i>	19	462	..
TOTAL	76	6	31	64	374	3,454	215	496	2,603	1,870
Metals, unenumerated (III. L.)—										
United Kingdom (including Channel Islands)	716	2,011	4,934	2,929	10,694	27,120	81,408	1,99,450	1,08,505	2,74,932
Aden and Dependencies	506	376	611	784	1,144	58,510	50,693	78,617	1,00,393	1,43,760
Bahrain Islands	28	..	76	165	101	3,304	..	9,821	14,433	13,392
Ceylon (including Maldives).	174	217	433	604	296	13,648	23,242	24,839	51,574	27,534
Straits Settlements	544	425	377	375	549	49,148	28,435	35,153	24,834	47,848
Hongkong	213	299	90	5,896	4,781	1,850
Union of South Africa	7	72	105	255	220	835	8,729	12,337	23,938	25,673
Zanzibar and Pemba	149	58	47	54	42	16,778	7,104	5,829	6,362	4,646
Tanganyika Territory	75	7	9	6	11	3,327	918	1,064	712	1,633
Anglo-Egyptian Sudan	187	140	372	973	993	19,712	17,002	72,837	1,13,671	1,22,220
Mauritius and Dependencies	145	60	182	150	160	15,089	7,454	22,326	18,618	19,716
Other British Possessions	40	69	23	44	85	4,495	3,311	3,219	4,270	7,433
TOTAL BRITISH EMPIRE	2,784	3,331	7,469	6,388	14,295	2,21,762	1,33,632	4,77,692	4,82,360	6,32,747
Germany	3,252	1,716	5,845	5,256	3,454	35,700	43,373	1,20,630	1,22,532	93,310
Netherlands	235	..	115	1,300	..	4,125	..	1,600	20,000	..
Belgium	4	200	545	7,600	10,691	..
France	50	6,528
Italy (including Finme)	2,304	700	..	129	..	1,51,450	35,000	..	3,432
Maskat Territory and Trucial Oman	52	37	133	120	95	6,039	5,105	9,934	15,840	12,626

No. 12—continued

ARTICLES, AND COUNTRIES OF FINAL DESTINATION; ALSO SHARE OF EACH PROVINCE	QUANTITY					VALUE				
	1931-32	1932-33	1933-34	1934-35	1935-36	1931-32	1932-33	1933-34	1934-35	1935-36
Metals and Ores—continued						R	R	R	R	R
Metals, unenumerated (III. 1)—continued	Cwts.	Cwts.	Cwts.	Cwts.	Cwts.					
Other Native States in Arabia	79	109	128	345	414	9,554	13,331	14,809	34,204	52,261
Iraq	714	534	932	1,268	1,255	79,572	73,894	1,26,181	1,73,775	1,63,502
Iran	84	152	240	655	418	9,331	14,524	29,774	55,943	52,574
Siam	175	121	115	133	88	19,597	13,631	13,854	19,433	3,431
China (exclusive of Hong-kong and Macao)	..	15	173	4,233	7,851
Japan	295	635	1,271	16,777	13,309	11,390	33,993	10,291	5,02,303	5,47,535
Portuguese East Africa	..	30	52	51	55	..	4,233	6,434	6,794	6,509
Italian East Africa (Somal-land and Eritrea)	23	23	24	49	36	3,203	3,149	3,103	6,133	7,723
Other Foreign Countries	51	29	54	47	49	5,953	3,373	3,110	3,133	5,593
TOTAL FOREIGN COUNTRIES	4,976	6,209	10,032	26,601	24,347	1,35,957	3,76,510	3,96,512	9,70,820	9,53,549
<i>Share of Bengal</i>	3,443	5,439	6,433	14,830	12,075	61,540	2,61,343	3,54,749	4,66,422	3,34,334
.. Bombay	3,313	3,331	7,453	9,938	16,751	2,39,393	2,47,997	4,93,013	7,41,575	10,17,319
.. Madras	43	873	1,302	4,367	5,452	2,535	36,350	53,819	1,39,513	1,25,363
.. Madras	499	399	362	495	143	9,532	39,470	25,333	32,935	7,363
.. Burma	457	603	1,461	3,699	4,321	53,323	59,179	44,135	72,625	1,13,533
TOTAL	7,760	10,040	17,501	32,939	38,642	4,07,719	6,15,142	8,73,404	14,53,130	16,47,296
Ores, unenumerated (II. F)										
United Kingdom (including Channel Islands)	Tons	Tons	Tons	Tons	Tons	5
TOTAL FOREIGN COUNTRIES	15	5	..
<i>Share of Bengal</i>
.. Bombay	27	5	..
TOTAL	20	5	..
Total Metals and Ores—										
United Kingdom (including Channel Islands)	Tons	Tons	Tons	Tons	Tons	1,45,974	1,73,342	2,71,710	3,26,817	4,34,393
Aden and Dependencies	41	26	37	59	35	60,321	60,356	33,112	1,10,742	1,59,740
Bahrain Islands	13	33	25	64	35	12,130	15,554	19,575	39,737	44,146
Ceylon (including Maldives)	53	24	42	53	33	39,327	27,315	45,227	64,624	33,911
Straits Settlements	40	65	24	23	52	51,342	59,103	37,743	39,230	57,629
Hongkong	11	17	59	5,903	5,361	4,614	251	..
Union of South Africa	..	4	6	13	12	335	3,729	13,237	23,950	25,693
Zanzibar and Pemba	16	6	6	4	7	20,743	10,059	9,324	9,066	7,472
Kenya Colony	9	25	3	10	16	7,315	3,331	6,194	7,363	11,506
Tanganyika Territory	4	3	4	10	4	3,602	1,493	2,374	3,452	2,333
Anglo-Egyptian Sudan	9	7	29	49	51	19,712	17,102	72,337	1,13,336	1,22,530
Mauritius and Dependencies	3	3	9	3	9	17,133	7,534	22,373	20,139	20,001
Seychelles	5	4	6	11	13	2,730	3,143	3,619	4,943	5,203
Commonwealth of Australia	113	1	1	1	..	23,612	3,116	215	363	..
Other British Possessions	7	24	4	3,633	335	1,303	7,331	6,074
TOTAL BRITISH EMPIRE	765	565	744	737	1,325	4,13,937	4,06,793	5,94,465	6,77,539	9,36,146
Germany	730	36	403	500	266	31,236	49,103	1,39,310	2,23,215	1,40,704
Netherlands	14	..	17	71	6	4,541	4	4,720	21,431	1,900
Belgium	2,403	7	27	23	92	49,417	1,460	3,339	11,241	34,203
France	4	460	..	9,743
Italy (including Eritrea)	34,315	10,601	10,522	3,060	3,219	6,14,775	3,73,373	2,37,423	79,253	93,366
Austria	7	6,700
Yugo Slavia (Kingdom of Serbs, Croats and Slovenes)	363	10,920
Mascat Territory and Trucial Oman	51	49	60	39	37	36,676	20,561	25,731	41,333	35,004
Other Native States in Arabia	21	53	32	59	43	19,296	39,054	44,023	1,66,223	32,572

GENERAL EXPORTS

(790)

FOREIGN MERCHANDISE

No. 12—continued

ARTICLES, AND COUNTRIES OF FINAL DESTINATION: ALSO SHARE OF EACH PROVINCE	QUANTITY					VALUE				
	1931-32	1932-33	1933-34	1934-35	1935-36	1931-32	1932-33	1933-34	1934-35	1935-36
Metals and Ores—continued										
<i>Total Metals and Ores—continued</i>	Tons	Tons	Tons	Tons	Tons	₹	₹	₹	₹	₹
Iraq	59	67	178	155	162	1,05,079	1,00,489	1,54,337	2,00,295	1,08,145
Yunnan	57	59	76	246	400	58,848	54,741	75,572	1,80,344	2,81,018
Siam	10	9	6	9	4	20,009	19,631	18,500	19,712	8,656
Java	2	2	706	789	5,585
China (exclusive of Hongkong and Macao)	2	1	9	22	..	2,455	1,270	7,651	5,233	5
Japan	44,712	45,223	57,106	42,225	20,085	6,32,217	7,07,102	12,43,984	14,19,705	12,56,339
Portuguese East Africa	1	4	20	8	3	3,402	5,494	9,300	6,844	6,814
Italian East Africa (Somaliland and Eritrea)	4	4	7,523	11,722
Other Foreign Countries	5	10	5	12	3	9,406	15,016	10,132	10,268	7,223
TOTAL FOREIGN COUNTRIES	82,126	85,366	68,472	46,173	24,764	16,90,591	14,74,777	20,32,668	23,34,440	21,79,681
Share of Bengal]	766	325	600	1,212	707	1,51,309	2,63,924	2,29,013	5,45,258	4,02,330
" Bombay	65,977	39,422	44,705	26,923	24,169	10,02,334	9,68,537	16,09,976	18,11,792	21,30,224
" Sind	10,222	12,129	11,275	7,022	2,251	1,74,227	2,64,522	3,23,779	3,07,514	2,26,262
" Madras	3,375	4,969	1,915	1,122	1,257	84,237	1,42,422	81,215	70,421	24,907
" Burma	2,245	7,224	19,129	19,562	7,204	86,841	1,39,164	2,20,059	2,76,290	2,61,434
TOTAL	82,901	86,031	69,216	46,960	26,080	21,09,542	18,75,575	26,27,132	30,11,970	21,15,227
Oils—										
Animal (II. G)—	Gals.	Gals.	Gals.	Gals.	Gals.					
TOTAL BRITISH EMPIRE	12	17	2,424	1,206	..	60	20	5,920	2,615	..
[TOTAL FOREIGN COUNTRIES	456	..	2,259	142	392	268	..	2,514	230	417
Share of Bengal	12	..	2,221	2	..	60	..	4,514	20	..
" Bombay	456	17	2,402	1,207	162	268	20	4,229	2,615	125
" Sind	124	224	200	222
TOTAL	468	17	6,222	1,954	392	328	20	8,824	2,845	417
Essential (II. G)—	Gals.	Gals.	Gals.	Gals.	Gals.					
Tanganyika Territory	122	5,500	..
Anglo-Egyptian Sudan	275	92	275	326	1,026	6,008	4,550	6,720	14,400	20,910
Other British Possessions	25	202	61	422	121	1,250	5,022	2,029	1,785	1,200
TOTAL BRITISH EMPIRE	310	294	336	670	1,157	2,255	9,572	8,749	21,685	22,210
[TOTAL FOREIGN COUNTRIES	101	30	50	79	19	2,900	2,122	960	2,694	1,400
Share of Bengal	101	22	24	2,900	2,124	720
" Bombay	302	224	272	629	1,021	7,525	11,716	9,225	21,220	21,545
" Sind	2	47	12	224	210	1,200
" Madras	7	700
" Burma	226	2	545	45
TOTAL	411	224	288	1,075	1,176	11,125	11,716	9,709	24,279	22,610
Miscellaneous—										
Kerosene (II. G)—	Gals.	Gals.	Gals.	Gals.	Gals.					
Maldives	20,000	22,274	46,400	12,500	42,920	20,921
Other British Possessions	76	..	275	7,000	4	92	..	2,062	4,921	2
TOTAL BRITISH EMPIRE	20,076	..	275	29,274	46,404	12,592	..	2,062	47,001	20,923
Market Territory and Trucial Oman	405	242	..	21,276	1,400	221	526	..	11,012	697
Other Foreign Countries	8	24	251	20	125	12	21	177	12	110
TOTAL FOREIGN COUNTRIES	413	272	251	21,296	1,525	233	557	177	11,024	807

No. 12—continued

ARTICLES, AND COUNTRIES OF FINAL DESTINATION; ALSO SHARE OF EACH PROVINCE	QUANTITY					VALUE				
	1931-32	1932-33	1933-34	1934-35	1935-36	1931-32	1932-33	1933-34	1934-35	1935-36
<i>Oils—continued</i>						R	R	R	R	R
<i>Mineral—continued</i>										
<i>Kerosene (II. G)—continued</i>	Gals.	Gals.	Gals.	Gals.	Gals.					
<i>Share of Bengal</i>	375	..	101	2,062	..	95
<i>" Bombay</i>	2	24	351	7,880	12	2	21	177	4,984	6
<i>" Sind</i>	4,405	848	..	105,458	47,816	2,821	538	..	58,929	30,539
<i>" Madras</i>	16,074	16,090
<i>" Burma</i>	3	22	..	18	22	..
TOTAL	20,489	872	726	112,370	47,929	12,941	557	2,239	58,929	30,790
<i>Other kinds (II. G)—</i>	Gals.	Gals.	Gals.	Gals.	Gals.					
<i>United Kingdom (including Channel Islands)</i>	147,874	273,292	50,732	1,102	1,418	33,045	64,346	11,347	439	2,448
<i>Bahrain Islands</i>	4,936	9,074	3,924	1,529	1,490	7,140	11,342	3,870	1,848	2,161
<i>Ceylon (excluding Maldives)</i>	577,234	12,993	8,661	20,522	4,394	1,48,280	28,302	16,343	27,730	6,073
<i>Straits Settlements</i>	12,818	8,113	881	797	372	3,008	7,594	3,291	1,053	874
<i>Union of South Africa</i>	22,936	26,417	..	100	..	5,668	4,735	..	180	..
<i>Kenya Colony</i>	10,623	2,022	55	28	36	5,491	2,373	186	75	70
<i>Commonwealth of Australia</i>	40,438	157,393	8,210	30,019
<i>Other British Possessions</i>	1,514	1,590	703	664	1,033	3,350	3,552	2,539	965	1,355
TOTAL BRITISH EMPIRE	832,508	491,334	64,956	24,742	8,793	2,14,693	1,43,423	33,176	32,335	13,479
<i>Italy (including Fiume)</i>	113,023	570,164	423,753	33	..	21,631	1,03,974	79,236	245	..
<i>Iraq</i>	25,259	30,139	33,793	23,404	12,297	71,954	57,470	93,057	71,396	27,710
<i>Iran</i>	5,377	11,367	35,002	17,544	5,377	15,039	37,933	34,079	47,016	11,542
<i>Sumatra</i>	51,559	20	..	9,031	16	..
<i>Japan</i>	680	200	3,123	900	107	16,005
<i>United States of America— Via Atlantic Coast</i>	39,133	26	533,555	59	720	7,577	33	1,03,560	63	2,153
<i>" Pacific</i>	..	231,264	7	..	49,555	36
<i>Argentine Republic (including the Atlantic Coast of Patagonia)</i>	173,971	34,375
<i>Other Foreign Countries</i>	30,105	12,769	2,034	1,908	4,091	11,752	3,703	3,113	3,531	7,333
TOTAL FOREIGN COUNTRIES	264,516	395,729	1,232,340	43,173	31,115	1,37,034	2,57,633	3,79,070	1,23,773	65,129
<i>Share of Bengal</i>	6,924	9,393	3,553	2,672	9,254	9,903	13,775	6,997	6,330	13,326
<i>" Bombay</i>	393,331	1,366,447	1,114,537	55,617	23,311	3,13,357	3,76,053	3,62,197	1,23,359	51,661
<i>" Sind</i>	22,530	6,573	330,177	13,395	2,537	21,339	7,459	45,139	20,091	4,224
<i>" Madras</i>	1,797	3,077	223	1,023	1,104	3,630	4,337	427	1,447	2,372
<i>" Burma</i>	13,447	1,613	310	222	702	4,243	4,437	1,446	433	1,325
TOTAL	1,098,019	1,387,113	1,347,805	72,915	39,908	3,51,727	4,06,106	4,17,246	1,56,063	73,603
Total Mineral Oils	Gals.	Gals.	Gals.	Gals.	Gals.					
	1,118,508	1,387,985	1,348,531	186,235	37,837	3,61,656	4,06,063	4,19,435	2,14,939	1,00,393
<i>Vegetable, non-essential— Linseed (II. G)—</i>	Gals.	Gals.	Gals.	Gals.	Gals.					
TOTAL BRITISH EMPIRE	701	633	369	373	506	1,603	2,009	902	1,393	1,559

GENERAL EXPORTS

FOREIGN MERCHANDISE

(792)

No. 12—continued

ARTICLES AND COUNTRIES OF FINAL DESTINATION; ALSO SHARE OF EACH PROVINCE	QUANTITY					VALUE				
	1931-32	1932-33	1933-34	1934-35	1935-36	1931-32	1932-33	1933-34	1934-35	1935-36
						₹	₹	₹	₹	₹
Oils—continued										
<i>Vegetable, non-essential—continued</i>										
Linseed (II. G)—continued	Gals.	Gals.	Gals.	Gals.	Gals.					
TOTAL FOREIGN COUNTRIES	1,351	338	1,305	270	330	2,715	1,030	3,141	806	736
Share of Bombay	1,001	345	1,473	452	753	4,154	2,688	3,809	1,948	2,052
" Sind	351	118	102	31	32	164	343	332	233	313
TOTAL	1,352	961	1,574	643	345	4,318	3,031	4,041	2,191	2,365
Other sorts (II. G)—										
United Kingdom (including Channel Islands)	129	3,911	1,121	11,228
Other British Possessions	10	..	351	428	8	37	..	783	1,195	20
TOTAL BRITISH EMPIRE	10	..	351	657	3,919	37	..	783	2,317	11,248
TOTAL FOREIGN COUNTRIES	1,310	10	15	62	37	795	30	371	164	50
Share of Bengal	1,329	..	3	114	..	795	..	69	1,101	..
" Bombay	10	10	303	430	3,927	37	30	745	1,090	11,228
" Sind	128	230	..
" Burma	55	..	19	349	..	18
TOTAL	1,329	10	366	719	3,946	332	30	1,154	2,421	11,306
Total Vegetable, non-essential	Gals.	Gals.	Gals.	Gals.	Gals.					
	2,772	971	1,940	1,362	9,791	5,150	3,069	5,197	4,020	18,608
Total Oils—	Gals.	Gals.	Gals.	Gals.	Gals.					
United Kingdom (including Channel Islands)	147,902	273,472	50,740	3,162	10,322	33,763	68,846	11,671	4,376	13,729
Aden and Dependencies	650	665	3,397	390	..	1,490	1,800	6,543	996	..
Bahrain Islands	5,032	9,370	3,584	1,761	1,371	7,477	13,013	5,019	2,527	2,540
Ceylon (including Maldives)	577,643	13,149	3,974	20,663	4,314	1,49,466	23,326	17,942	23,300	7,343
Maldives	20,000	24	..	33,574	47,043	12,500	100	..	42,920	31,155
Straits Settlement	13,313	3,113	1,333	1,171	376	3,008	7,594	5,553	1,393	379
Union of South Africa	23,936	26,417	..	100	..	5,943	4,735	..	180	..
Kenya Colony	19,323	2,107	272	70	99	6,059	3,342	1,463	244	505
Tanganyika Territory	..	43	123	132	133	..	40	105	5,500	250
Anglo-Egyptian Sudan	273	142	375	336	3,026	9,005	4,730	6,720	14,400	20,010
Seychelles	233	266	132	3,053	137	760	335	325	5,550	350
Commonwealth of Australia	40,512	157,333	3,600	30,019
Other British Possessions	753	667	931	551	133	2,035	1,367	1,241	305	331
TOTAL BRITISH EMPIRE	854,612	492,313	69,311	120,043	65,779	2,37,240	1,00,949	56,592	1,03,196	79,439
Italy (including Trieste)	113,023	579,164	433,753	38	..	21,631	1,03,974	79,236	245	..
Mascat Territory and Trucial Oman	1,471	1,600	332	23,041	3,141	2,505	2,015	1,014	12,311	2,754
Iraq	23,019	20,164	39,555	23,441	12,293	73,304	37,597	94,366	71,943	27,310
Iran	5,437	11,444	35,356	17,723	6,021	15,225	33,134	65,151	43,444	11,750
Sumatra	51,559	24	21	9,031	43	15

No. 12—continued

ARTICLES, AND COUNTRIES OF FINAL DESTINATION; ALSO SHARE OF EACH PROVINCE	QUANTITY					VALUE				
	1931-32	1932-33	1933-34	1934-35	1935-36	1931-32	1932-33	1933-34	1934-35	1935-36
Oils—concluded										
Total Oils—continued	Gals.	Gals.	Gals.	Gals.	Gals.	Rs.	Rs.	Rs.	Rs.	Rs.
Japan	8,765	200	8,128	3,934	107	16,005
United States of America— Via Atlantic Coast	89,197	84	588,565	59	800	7,645	43	1,63,500	68	2,233
„ Pacific	..	281,264	7	..	49,555	83
Argentine Republic (including the Atlantic Coast of Patagonia).	178,971	34,875
Other Foreign Countries	81,880	12,309	11,382	1,100	3,006	14,070	10,150	3,917	4,993	7,886
TOTAL FOREIGN COUNTRIES	268,547	820,979	1,287,329	70,828	38,417	1,44,061	2,61,438	3,86,688	1,88,637	68,539
Share of Bengal	8,847	9,328	6,312	2,312	9,419	13,658	13,775	23,012	9,155	19,641
„ Bombay	995,993	1,367,667	1,119,448	67,015	37,262	3,35,373	3,90,550	3,71,178	1,60,204	26,671
„ Sind	86,988	7,537	230,387	119,141	50,687	24,324	3,348	46,423	75,623	36,688
„ Madras	17,878	3,077	323	1,093	1,104	13,330	4,227	417	1,447	8,373
„ Burma	13,455	1,618	355	610	724	4,066	4,437	1,798	1,004	1,486
TOTAL	1,123,159	1,889,297	1,857,140	190,876	99,196	3,81,301	4,21,487	4,43,225	2,46,833	1,47,028
Oil, Fuel, shipped for the use of steamers, etc., engaged in the foreign trade*	Gallons.	Gallons.	Gallons.	Gallons.	Gallons.					
Share of Bengal	534,623	664,742	501,320
„ Bombay	10,759,103	10,485,264	8,478,610	7,128,378	8,281,621
„ Sind	1,441,689	630,333	1,066,394	416,871	345,316
„ Madras	431,564	413,516	3,917,504	5,647,131	3,983,379
„ Burma	62,538	..	233,903	32,337
TOTAL	12,736,923	11,529,113	14,236,239	14,189,303	13,112,136
Oil, Lubricating, shipped in aircrafts for consumption during the outward journey †(a)—			Gallons.	Gallons.	Gallons.					
Share of Sind	33	416	1,367
„ Madras	2
„ Burma	368	1,369	1,660
TOTAL	424	1,685	3,029
Oil-cloth and Floor-cloth (All. U.)—	Sq. yards	Sq. yards	Sq. yards	Sq. yards	Sq. yards					
TOTAL BRITISH EMPIRE	4,908	2,435	1,322	576	1,722	6,145	1,995	1,280	675	1,370
TOTAL FOREIGN COUNTRIES	3,483	3,289	2,263	1,267	16	1,910	1,900	2,287	1,150	10
Share of Bengal	2,098	2,103
„ Bombay	3,478	5,734	1,468	1,843	1,632	3,055	3,335	1,444	1,325	1,330
„ Sind	55	30	..	50
TOTAL	3,478	5,724	3,575	1,843	1,738	3,055	3,335	3,577	1,325	1,380
Paints and Colours (All. E.)—	Cwts.	Cwts.	Cwts.	Cwts.	Cwts.					
United Kingdom (including Channel Islands)	3,689	476	51	193	84	59,552	20,562	3,709	7,635	3,932
Aden and Dependencies	277	38	29	48	36	14,042	3,553	2,058	3,471	3,463
Ceylon (excluding Maldives)	77	68	63	110	124	5,951	5,439	4,818	6,371	5,719
Straits Settlements	157	94	108	63	115	11,779	5,927	5,842	3,128	5,013
Kenya Colony	167	103	55	7	10	11,333	3,497	2,542	300	685
Other British Possessions	76	118	73	60	161	6,171	3,976	4,583	4,069	6,591
TOTAL BRITISH EMPIRE	4,443	893	373	481	520	1,02,378	42,954	23,357	25,413	25,405
Mascat Territory and Trucial Oman	66	51	52	70	75	6,439	5,263	6,069	9,113	6,844
Other Native States in Arabia	307	238	173	149	197	33,377	34,087	24,702	21,176	29,463
„ „	94	169	271	140	171	5,236	9,235	17,625	9,519	9,661
Portuguese East Africa	102	116	83	49	63	6,633	7,705	6,323	6,670	4,135
United States of America— Via Atlantic Coast	79	5	16	10,376	900	2,767
Other Foreign Countries	195	203	151	244	212	7,433	6,731	7,429	9,211	9,319
TOTAL FOREIGN COUNTRIES	843	862	760	643	718	74,647	63,973	64,315	53,689	59,422

(a) Separately recorded from September 1933.

* Oil, fuel, shipped for the use of steamers, etc., is not re-exports in the ordinary acceptation of the term and the value thereof is, accordingly, not included in these Accounts.
† Oil, lubricating, shipped in aircrafts, is not re-exports in the ordinary acceptation of the term and the value thereof is, accordingly, not included in these Accounts.

GENERAL EXPORTS

(794)

FOREIGN MERCHANDISE

No. 12—continued

ARTICLES, AND COUNTRIES OF FINAL DESTINATION; ALSO SHARE OF EACH PROVINCE	QUANTITY					VALUE				
	1931-32	1932-33	1933-34	1934-35	1935-36	1931-32	1932-33	1933-34	1934-35	1935-36
	Owts.	Owts.	Owts.	Owts.	Owts.	Rs.	Rs.	Rs.	Rs.	Rs.
Paints and Colours (III. E)— <i>continued</i>										
Share of Bengal	2,913	222	169	153	224	73,435	12,437	12,912	2,999	10,201
" Bombay	1,971	1,357	276	755	376	27,654	20,201	71,433	62,662	68,020
" Sind	20	75	70	202	71	2,324	2,520	2,551	6,455	2,732
" Madras	12	22	11	2	2	2,524	1,192	760	72	657
" Burma	1	72	12	12	49	172	4,201	466	212	2,151
TOTAL	5,226	1,755	1,188	1,194	1,328	1,77,225	1,13,927	82,272	70,102	84,827
Paper and Pasteboard— Paper—										
Printing paper (III. M)—										
TOTAL BRITISH EMPIRE	177	249	20	20	40	4,965	7,262	465	560	1,177
TOTAL FOREIGN COUNTRIES	..	0	42	2	425	..	102	270	120	5,249
Share of Bengal	16	222	..	20	..	722	4,202	..	260	..
" Bombay	161	122	62	2	441	4,222	2,122	1,222	120	2,722
" Madras	24	727
TOTAL	177	252	62	22	465	4,965	7,065	1,222	620	6,222
Writing paper and Envelopes (III. M)—										
TOTAL BRITISH EMPIRE	7,065	2,622	2,721	4,922	2,712
Iron	6,452	7,202	12,221	7,020	5,200
Other Foreign Countries	4,410	2,222	2,762	2,022	2,151
TOTAL FOREIGN COUNTRIES	10,866	11,022	19,047	9,155	7,451
Share of Bengal	100
" Bombay	17,021	17,221	27,022	12,207	10,227
" Sind	1,212	1,222	220	210	222
" Madras	10	222
TOTAL	18,221	19,724	27,222	14,117	11,166
Other kinds of paper (including paper manu- factures) (III. M)—										
United Kingdom (including Channel Islands)	24	90	22	21	2	1,122	9,412	2,022	2,501	249
Ceylon (excluding Maldives)	112	141	22	22	272	4,044	2,220	2,424	1,210	12,422
Other British Possessions	222	409	160	222	172	2,712	2,722	4,227	2,920	4,647
TOTAL BRITISH EMPIRE	222	240	224	222	247	12,021	12,707	2,104	7,710	17,279
Iran	..	22	22	121	221	..	207	222	1,221	2,222
Other Foreign Countries	1,227	212	222	220	222	12,021	12,220	12,102	6,420	9,222
TOTAL FOREIGN COUNTRIES	1,227	1,001	1,021	721	1,072	12,021	14,277	14,022	8,411	12,222

No. 12—continued

ARTICLES, AND COUNTRIES OF FINAL DESTINATION; ALSO SHARE OF EACH PROVINCE	QUANTITY					VALUE				
	1981-82	1982-83	1983-84	1984-85	1985-86	1981-82	1982-83	1983-84	1984-85	1985-86
Paper and Pasteboard— continued.										
<i>Paper—continued.</i>										
<i>Other kinds of paper (including paper man- ufactures) (III. A)—contd.</i>										
<i>Share of Bengal</i>										
.. Bombay	23	52	59	88	489	784	4,465	4,762	1,858	8,030
.. Sind	1,508	1,302	901	859	1,096	25,898	27,296	14,386	12,523	20,254
.. Madras	340	275	237	223	214	1,801	1,556	2,169	1,440	1,770
.. Burma	27	4	16	..	19	748	127	683	..	648
..	23	3	3	1	5	1,003	50	732	300	305
TOTAL	1,919	1,641	1,815	1,156	1,923	29,882	33,474	23,172	16,121	22,607
Pasteboard, millboard and cardboard of all kinds (III. B)—										
TOTAL BRITISH EMPIRE	102	176	197	173	122	2,387	3,371	6,788	3,756	3,587
TOTAL FOREIGN COUNTRIES	274	237	47	36	12	3,614	2,851	410	700	325
<i>Share of Bengal</i>										
.. Bombay	..	7	..	52	275	..	700	15
.. Sind	289	436	140	110	109	4,621	5,947	2,989	1,455	2,914
.. Madras	3	..	3	40	..	35
..	25	..	101	47	22	1,220	..	4,169	2,221	202
TOTAL	276	443	244	209	124	6,001	6,222	7,198	4,456	3,872
Total value of Paper and Pasteboard						59,699	67,415	59,548	35,274	54,171
Perfumery (not being per- fumed spirits) (III. U)—										
Aden and Dependencies						24,695	10,108	12,408	9,668	6,926
Ceylon (excluding Maldives)						7,405	3,347	5,225	4,300	2,848
Other British Possessions						7,050	7,744	6,664	8,122	9,071
TOTAL BRITISH EMPIRE						39,150	21,199	24,297	22,150	18,845
France						750	15,095	3,000	..	3,000
Native States in Arabia other than Maskat Terri- tory and Trucial Oman						5,495	3,045	2,422	1,810	2,092
Other Foreign Countries						2,964	9,259	3,782	7,652	4,111
TOTAL FOREIGN COUNTRIES						12,209	27,499	9,205	9,462	9,202
<i>Share of Bengal</i>										
.. Bombay	2,375	1,993	145	1,690	..
.. Sind	21,734	46,334	31,221	29,004	26,617
.. Madras	220	350	300	400	..
..	352	1,438	512	2,431
TOTAL						24,329	49,699	33,502	31,612	28,048
Pitch, Tar and Dammer (III. U)—										
TOTAL BRITISH EMPIRE	23	44	295	40	136	409	670	4,953	522	1,578
TOTAL FOREIGN COUNTRIES	351	299	359	298	260	4,190	2,895	2,896	2,369	2,905

GENERAL EXPORTS

(796)

FOREIGN MERCHANDISE

No. 12—continued

ARTICLES, AND COUNTRIES OF FINAL DESTINATION; ALSO SHARE OF EACH PROVINCE	QUANTITY					VALUE				
	1931-32	1932-33	1933-34	1934-35	1935-36	1931-32	1932-33	1933-34	1934-35	1935-36
Pitch, Tar and Dammer (III. U)—continued										
Share of Bengal	..	3	26
" Bombay	361	398	697	368	368	4,399	2,936	7,537	2,678	7,348
" Sind	38	78	47	28	33	200	819	817	107	241
" Madras	2	18	..
TOTAL	399	476	744	398	401	4,600	3,765	8,354	2,803	7,597
Precious stones and pearls, unset (II. B)—										
United Kingdom (including Channel Islands)	13,000	..
Bahrain Islands	52,100	23,000	56,800	43,600	23,100
Other British Possessions	1,000	5,565	4,000	5,500
TOTAL BRITISH EMPIRE	52,100	24,000	62,365	50,600	28,600
Belgium	60,407
France	2,300	26,500
Mascat Territory and Trucial Oman	23,000	74,100	66,600	78,483	41,200
Other Native States in Arabia	24,000	5,000	15,000	10,100	5,000
Other Foreign Countries	550	500	70	600	..
TOTAL FOREIGN COUNTRIES	1,80,257	79,600	81,670	89,183	72,700
Share of Bengal	150	..	2,315
" Bombay	1,61,000	1,08,680	1,18,480	94,850	85,000
" Sind	21,207	..	25,270	54,833	75,800
" Burma	5,000
TOTAL	1,82,357	1,08,680	1,44,035	1,49,683	1,66,800
Printing and Lithographing machinery and materials (excluding paper) (III. U)—										
United Kingdom (including Channel Islands)	1,02,431	24,049	24,630	27,460	14,220
Other British Possessions	2,725	5,827	2,740	6,227	1,497
TOTAL BRITISH EMPIRE	1,05,156	29,876	27,370	33,687	15,717
Germany	3,910	7,477	1,132	2,619	2,653
Italy (including Fiume)	6,000	..
United States of America—Via Atlantic Coast	3,275	901	1,800	10,695	2,359
Other Foreign Countries	877	1,070	1,452	850	4,241
TOTAL FOREIGN COUNTRIES	12,032	9,448	4,384	19,664	9,383
Share of Bengal	20,070	56,264	6,065	22,621	14,223
" Bombay	92,029	27,526	14,636	21,030	7,370
" Sind	3,400	10,635	3,423	1,375	710
" Madras	2,029	4,054	1,923	3,020	3,373
" Burma	720	308	1,806	365	..
TOTAL	1,18,245	98,884	21,764	58,341	25,219
Prints, Engravings, and Pictures (III. U)—										
United Kingdom (including Channel Islands)	27,685	26,947	27,398	17,520	15,480
Other British Possessions	4,535	1,050	3,081	3,028	1,779
TOTAL BRITISH EMPIRE	32,220	27,997	30,479	20,548	17,259

No. 12—continued

ARTICLES, AND COUNTRIES OF FINAL DESTINATION; ALSO SHARE OF EACH PROVINCE	QUANTITY					VALUE				
	1931-32	1932-33	1933-34	1934-35	1935-36	1931-32	1932-33	1933-34	1934-35	1935-36
Prints, Engravings and Pictures (III. U)—continued						R	R	R	R	R
TOTAL FOREIGN COUNTRIES .	—	—	—	—	—	8,072	7,668	5,499	2,030	2,491
Share of Bengal	—	—	—	—	—	5,208	810	950	3,985	3,793
“ Bombay	—	—	—	—	—	23,300	26,590	40,939	17,352	11,693
“ Sind	—	—	—	—	—	2,688	1,066	150	190	1,023
“ Madras	—	—	—	—	—	7,308	7,075	3,326	856	1,357
“ Burma	—	—	—	—	—	1,798	529	5,068	223	978
TOTAL	—	—	—	—	—	50,293	36,670	50,978	22,576	19,760
Provisions and Oilman's Stores (including fish and fruits and vegetables canned or bottled and confectionery) (I. B)—	Cwts.	Cwts.	Cwts.	Cwts.	Cwts.					
United Kingdom (including Channel Islands)	1,185	391	711	261	151	1,09,082	47,109	36,001	23,006	11,767
Bahrain Islands	853	54	23	122	99	7,013	1,371	2,026	2,775	3,920
Ceylon (including Maldives)	66	41	85	313	257	11,207	3,934	6,013	70,652	9,669
Straits Settlements	1,176	38	60	109	289	62,308	5,065	2,072	4,554	24,810
Hongkong	143	14	18,585	3,133	18
Kenya Colony	164	100	117	37	23	9,954	3,246	7,294	2,330	2,525
Commonwealth of Australia	1	..	47	76	..	49	24	5,675	6,133	69
Other British Possessions	133	93	79	27	63	7,772	6,021	1,720	2,024	2,295
TOTAL BRITISH EMPIRE .	3,225	739	1,122	950	832	2,16,461	72,433	60,819	1,11,007	56,055
Norway	2	32	79	7	..	263	2,543	6,724	855
Denmark	1	5	114	104	103	200	419	5,431	7,694	7,404
Germany	9	53	..	12	16	860	7,507	18	1,141	275
Netherlands	303	103	165	52	103	21,606	10,093	11,319	3,816	9,691
Mascat Territory and Trucial Oman	120	144	104	133	243	3,252	3,303	3,374	2,323	7,911
Other Native States in Arabia	115	253	146	314	293	2,615	4,356	2,664	6,770	6,607
Iraq	46	11	17	17	107	3,379	684	933	1,880	7,640
Java	8	..	9	6	137	375	..	600	247	12,937
Siam	85	..	1	6	..	22,350	..	40	1,096	..
Philippines	150	137	3,700	3,719
Japan	101	14	2	6	13	5,036	423	403	135	750
United States of America— Via Atlantic Coast	104	1	..	5	..	7,760	15	..
Other Foreign Countries	273	201	143	143	192	13,461	11,617	3,715	7,100	6,563
TOTAL FOREIGN COUNTRIES .	1,319	973	932	923	1,337	35,739	43,835	43,700	39,496	60,636
Share of Bengal	895	95	404	493	147	73,233	3,420	17,360	73,203	11,437
“ Bombay	1,530	1,131	1,032	1,022	1,106	1,10,720	73,691	54,520	43,031	43,264
“ Sind	136	107	322	237	231	27,021	13,137	19,176	16,343	15,332
“ Madras	433	37	23	30	264	64,329	4,021	1,745	7,932	13,479
“ Burma	1,331	339	263	46	451	1,26,337	16,449	11,313	4,505	33,139
TOTAL	4,444	1,709	3,054	1,873	2,219	4,03,200	1,21,313	1,04,519	1,50,503	1,15,691

GENERAL EXPORTS

(798)

FOREIGN MERCHANDISE

No. 12—continued

ARTICLES, AND COUNTRIES OF FINAL DESTINATION; ALSO SHARE OF EACH PROVINCE	QUANTITY					VALUE				
	1931-32	1932-33	1933-34	1934-35	1935-36	1931-32	1932-33	1933-34	1934-35	1935-36
	lbs.	lbs.	lbs.	lbs.	lbs.	₹	₹	₹	₹	₹
Rubber -										
Raw	--	--	--	--	--	--	--	--	--	--
Manufactures (III. N)—										
United Kingdom (including Channel Islands)	--	--	--	--	--	2,04,188	19,967	17,217	11,839	17,697
Bahrain Islands	--	--	--	--	--	10,180	10,908	9,818	1,241	10,794
Ceylon (excluding Maldives)	--	--	--	--	--	1,52,297	81,112	51,858	1,05,888	1,55,865
Straits Settlements	--	--	--	--	--	65,638	7,918	2,181	4,467	9,059
Union of South Africa	--	--	--	--	--	1,395	2,700	742	5,089	190
Other British Possessions	--	--	--	--	--	1,751	9,427	1,466	2,726	2,402
TOTAL BRITISH EMPIRE	--	--	--	--	--	4,32,269	1,33,027	83,277	1,42,050	2,05,907
Sweden	--	--	--	--	--	--	18,441	--	--	1,275
Netherlands	--	--	--	--	--	--	12,599	--	200	--
Belgium	--	--	--	--	--	4,390	46,922	10	10	60
France	--	--	--	--	--	14,527	44,891	59	498	--
Switzerland	--	--	--	--	--	--	16,220	--	--	--
Italy (including Trieste)	--	--	--	--	--	610	60,264	4,404	5	500
Iraq	--	--	--	--	--	14,12,949	5,92,641	10,285	15,094	10,566
Iran	--	--	--	--	--	7,42,841	2,62,145	24,627	41,622	51,297
Java	--	--	--	--	--	10,212	25,807	1,157	852	2,822
Siam	--	--	--	--	--	--	7,222	--	--	2,226
French Indo-China	--	--	--	--	--	--	6,777	--	--	--
China (exclusive of Hong- kong and Macao)	--	--	--	--	--	2,506	4,929	1,292	1,147	252
Japan	--	--	--	--	--	6,942	--	2,172	--	15,271
Egypt	--	--	--	--	--	--	--	--	40	6,225
United States of America—										
Via Atlantic Coast	--	--	--	--	--	1,879	1,82,242	50,205	922	--
" Pacific "	--	--	--	--	--	--	12,000	--	--	852
Other Foreign Countries	--	--	--	--	--	7,054	11,916	2,702	2,521	2,251
TOTAL FOREIGN COUNTRIES	--	--	--	--	--	22,15,525	12,24,727	1,14,515	62,722	80,822
Share of Bengal	--	--	--	--	--	12,222	42,026	4,126	7,924	11,076
" Bombay	--	--	--	--	--	1,31,434	1,26,772	1,02,745	1,00,177	1,32,742
" Sind	--	--	--	--	--	22,92,002	11,77,151	61,126	72,225	72,222
" Madras	--	--	--	--	--	1,61,415	37,215	20,212	24,469	57,067
" Burma	--	--	--	--	--	44,929	3,924	2,502	6,227	12,647
TOTAL	--	--	--	--	--	26,52,912	14,57,754	1,97,792	2,11,772	2,86,725
Salt (I. I)—										
Tons	Tons	Tons	Tons	Tons						
TOTAL BRITISH EMPIRE	..	27	--	1	..	7	681	52	80	..
TOTAL FOREIGN COUNTRIES	12	10	..
Share of Bengal	1	52	66	..
" Bombay	1	7	120	12	25	..
" Burma	26	551	--	--	..
TOTAL	..	27	..	1	..	7	681	64	90	..

No. 12—continued

ARTICLES, AND COUNTRIES OF FINAL DESTINATION; ALSO SHARE OF EACH PROVINCE	QUANTITY					VALUE				
	1931-32	1932-33	1933-34	1934-35	1935-36	1931-32	1932-33	1933-34	1934-35	1935-36
	Tons	Tons	Bags	Tons	Tons	R	R	R	R	R
Seeds (II, K)—										
Ceylon (excluding Maldives)	7	13	23	23	19	2,390	6,310	9,779	9,299	2,069
Straits Settlements	51	26	41	37	44	14,234	6,103	13,437	24,935	7,145
Other British Possessions	24	7	11	14	3	5,266	2,698	3,323	6,959	2,120
TOTAL BRITISH EMPIRE	82	46	75	74	66	21,990	15,111	26,539	41,243	11,334
Germany	24	42	1	..	12	4,937	12,750	1,630	..	4,235
Maskat Territory and Trucial Oman	5	23	9	1,303	11,073	2,311
Egypt	..	5	13	13	1	735	3,215	4,330	5,633	143
Other Foreign Countries	9	12	3	4	3	1,722	7,533	2,431	6,223	2,933
TOTAL FOREIGN COUNTRIES	38	82	31	16	16	9,323	34,571	11,752	11,911	7,401
Share of Bengal	610	351	436	699	243
" Bombay	116	133	106	140	63	39,176	43,331	36,305	52,455	14,437
" Sind	19	3,375
" Madras
" Burma	5	1,476	..	450	..	30
TOTAL	120	128	106	140	78	31,233	49,632	37,791	53,154	18,735
Shells and Cowries (II, S)—										
United Kingdom (including Channel Islands)	1,797	27,456	2,320	3,620	5,675
Other British Possessions	30	1,042	..	65	300
TOTAL BRITISH EMPIRE	1,827	28,398	2,320	3,685	6,475
TOTAL FOREIGN COUNTRIES	340	537	..	100	1,142
Share of Bengal	273	..	25	..
" Bombay	2,667	29,348	3,320	3,760	7,617
" Burma	357
TOTAL	2,667	29,935	3,320	3,785	7,617
Soap (III, U)—										
Straits Settlements	..	230	596	14	1	10	3,353	10,230	1,227	21
Other British Possessions	113	37	393	403	60	5,617	2,212	10,565	5,440	4,145
TOTAL BRITISH EMPIRE	113	267	989	422	61	5,627	5,565	20,795	6,667	4,166
Maskat Territory and Trucial Oman	14	6	297	35	44	441	93	5,051	310	650
Iraq	2	52	223	421	6	300	1,235	5,560	9,099	195
Other Foreign Countries	65	27	175	73	76	3,225	3,322	6,170	6,012	2,600
TOTAL FOREIGN COUNTRIES	81	85	695	534	126	3,966	4,700	16,781	15,921	3,506
Share of Bengal	53	40	33	5	51	1,336	560	1,335	1,347	1,323
" Bombay	36	34	171	392	79	4,960	3,697	22,090	20,166	4,550
" Sind	34	27	124	40	47	1,104	3,171	1,953	2,123	655
" Madras	27	..	75	19	4	1,623	50	1,172	1,447	373
" Burma	..	101	610	..	6	30	2,302	10,326	3	233
TOTAL	109	232	1,034	456	187	9,593	10,220	37,576	25,638	7,671

GENERAL EXPORTS

(800)

FOREIGN MERCHANDISE

No. 12—continued

ARTICLES, AND COUNTRIES OF FINAL DESTINATION; ALSO SHARE OF EACH PROVINCE	QUANTITY					VALUE				
	1931-32	1932-33	1933-34	1934-35	1935-36	1931-32	1932-33	1933-34	1934-35	1935-36
Specimens illustrative of Natural Science (II. B)—						R	R	R	R	R
TOTAL BRITISH EMPIRE	—	—	—	—	—	25	1,331	400	1,416	686
TURK	—	—	—	—	—	..	5,000
Other Foreign Countries	—	—	—	—	—	1,294	850	700	40	1,045
TOTAL FOREIGN COUNTRIES	—	—	—	—	—	1,294	5,850	700	40	1,045
Share of Bengal	—	—	—	—	—	..	5,055	390	900	95
" Bombay	—	—	—	—	—	470	1,222	710	395	1,616
" Sind	—	—	—	—	—	100	..
" Madras	—	—	—	—	—	..	404
" Burma	—	—	—	—	—	349	60	..
TOTAL	—	—	—	—	—	1,819	6,681	1,100	1,455	1,711
Spices—										
Cardamoms (I. F)—										
Cwts.										
Arian and Dependencies	6	21	48	7	3	920	3,425	3,400	672	320
Straits Settlements	..	60	14	..	1	..	3,846	2,000	..	100
Other British Possessions	10	75	3	47	13	1,728	9,584	600	4,965	1,450
TOTAL BRITISH EMPIRE	16	156	65	54	17	2,648	21,855	11,000	5,637	1,870
Native States in Arabia other than Maskat Territory and Trucial Oman	..	38	20	..	2	..	5,400	2,947	..	350
Iran	15	60	17	8	..	2,310	10,305	2,175	1,148	..
Other Foreign Countries	3	24	6	33	17	375	2,482	375	4,450	1,925
TOTAL FOREIGN COUNTRIES	18	126	43	43	19	2,685	13,187	5,997	5,598	2,275
Share of Bombay	34	273	103	100	35	5,333	30,226	16,997	11,335	4,145
" Sind	..	9	306
TOTAL	34	282	103	100	35	5,333	30,532	16,997	11,335	4,145
Cassia Lignea (I. F)—										
TOTAL BRITISH EMPIRE	105	390	470	92	162	2,555	4,984	6,617	1,486	1,936
Iran	316	1,031	402	164	949	4,478	12,231	4,777	1,983	10,890
Other Foreign Countries	591	1,331	589	221	1,333	3,361	16,734	7,329	3,779	14,094
TOTAL FOREIGN COUNTRIES	907	2,412	991	385	2,282	13,339	28,965	12,106	5,712	24,984
Share of Bengal	3	50
" Bombay	1,012	2,795	1,461	477	2,441	15,394	33,329	13,733	7,198	26,920
" Sind	..	7	70
TOTAL	1,012	2,802	1,461	477	2,444	15,394	33,399	13,733	7,198	26,970

No. 12—continued

ARTICLES, AND COUNTRIES OF FINAL DESTINATION, ALSO SHARE OF EACH PROVINCE	QUANTITY					VALUE				
	1931-32	1932-33	1933-34	1934-35	1935-36	1931-32	1932-33	1933-34	1934-35	1935-36
Spices—continued <i>Cloves (I. F.)—</i>										
	Cwts.	Cwts.	Cwts.	Cwts.	Cwts.	R	R	R	R	R
Bahrain Islands	188	354	92	99	150	9,408	12,095	4,827	3,675	5,585
Ceylon (excluding Maldives)	79	..	8	4	1	5,840	..	195	260	90
Other British Possessions	103	171	220	169	194	2,540	6,113	5,484	3,893	3,942
TOTAL BRITISH EMPIRE	370	525	315	266	345	17,298	28,208	10,506	7,823	9,617
Native States in Arabia other than Maskat Territory and Trucial Oman).	72	114	111	89	108	4,829	7,743	5,459	3,792	4,255
Iraq	73	158	48	3	147	3,770	8,930	2,170	160	4,290
Iran	33	127	85	25	108	1,753	5,687	1,905	1,026	3,910
Egypt	104	18	..	6,300	500
Other Foreign Countries	59	88	106	94	53	3,805	5,260	4,926	3,160	2,225
TOTAL FOREIGN COUNTRIES	227	591	300	211	424	14,157	33,320	14,460	8,158	15,180
Share of Bombay	545	1,114	615	467	769	31,329	61,903	24,996	15,436	24,797
.. Sind	2	2	70	125
TOTAL	547	1,116	615	467	769	31,400	62,028	24,996	15,436	24,797
Neutrals (I. F.)—										
	Cwts.	Cwts.	Cwts.	Cwts.	Cwts.					
TOTAL BRITISH EMPIRE	47	15	25	47	49	2,830	510	715	1,855	1,930
TOTAL FOREIGN COUNTRIES	153	113	82	97	52	7,197	3,716	2,480	2,845	1,830
Share of Bombay	200	128	105	144	86	10,027	4,226	3,133	4,200	2,910
.. Sind	2	..	15	43	..	850
TOTAL	200	128	107	144	101	10,027	4,226	3,176	4,200	3,160
Other sorts (I. F.)—										
	Cwts.	Cwts.	Cwts.	Cwts.	Cwts.					
United Kingdom (including Channel Islands)	9	1,369	10	293	23,425
Palestine	221	277	407	31	882	13,930	14,210	12,370	367	19,286
Aden and Dependencies	353	764	164	69	1,220	22,420	43,521	5,020	1,785	24,292
Bahrain Islands	45	383	309	110	2,184	3,075	21,434	7,123	1,822	42,820
Zanzibar and Pemba	49	71	40	25	571	2,765	3,920	1,395	815	11,413
Kenya Colony	12	77	67	21	873	490	4,250	2,213	400	16,221
Tanganyika Territory	9	21	..	594	..	485	630	..	12,058
Anglo-Egyptian Sudan	38	107	122	85	186	2,160	5,710	4,440	1,456	2,935
Other British Possessions	44	4	8	31	91	1,395	155	170	653	1,760
TOTAL BRITISH EMPIRE	767	1,706	1,038	362	7,967	40,145	93,978	33,863	7,233	1,54,230
Turkey, European	216	587	53	12,533	28,222	1,600
.. Asiatic	185	..	2	9,130	..	50	..
Syria	257	284	72	111	2,159	13,935	13,179	2,057	2,705	42,432
Maskat Territory and Trucial Oman	4	97	120	25	925	86	5,020	3,666	463	19,869
Other Native States in Arabia	128	523	271	20	1,216	6,570	25,715	10,245	550	24,723
Iraq	300	542	632	101	2,440	15,773	23,145	21,493	1,617	49,880
Iran	282	186	1,999	453	14,944	17,089	7,897	62,064	10,103	3,02,852
Egypt	393	693	1,233	31	5,492	20,043	35,004	41,014	495	1,11,733
Italian East Africa (Somal- land and Eritrea)	170	86	53	527	..	3,090	2,745	1,700	11,263
United States of America— Via Atlantic Coast	2,415	40,140
Other Foreign Countries	63	73	63	2	692	3,083	3,700	2,073	45	13,761
TOTAL FOREIGN COUNTRIES	1,643	3,295	4,574	783	30,310	89,123	1,64,152	1,46,960	17,730	6,17,666

GENERAL EXPORTS

(802)

FOREIGN MERCHANDISE

No. 12—continued

ARTICLES, AND COUNTRIES OF FINAL DESTINATION; ALSO SHARE OF EACH PROVINCE	QUANTITY					VALUE				
	1931-32	1932-33	1933-34	1934-35	1935-36	1931-32	1932-33	1933-34	1934-35	1935-36
Spices—continued										
<i>Other sorts (I. F.)—continued</i>	<i>Cwts.</i>	<i>Cwts.</i>	<i>Cwts.</i>	<i>Cwts.</i>	<i>Cwts.</i>	<i>Rs.</i>	<i>Rs.</i>	<i>Rs.</i>	<i>Rs.</i>	<i>Rs.</i>
Share of Bengal	22	370
" Bombay	2,221	4,908	5,598	1,134	22,525	1,34,222	2,57,097	1,20,006	24,721	7,04,212
" Sind	10	25	14	16	222	216	423	252	227	5,041
" Burma	17	392
TOTAL	2,410	5,001	5,612	1,150	22,777	1,34,967	2,58,120	1,20,322	25,018	7,71,265
Total Spices—	<i>Cwts.</i>	<i>Cwts.</i>	<i>Cwts.</i>	<i>Cwts.</i>	<i>Cwts.</i>					
United Kingdom (including Channel Islands)	22	..	45	1,308	10	5,508	..	4,615	23,425
Palestine	229	505	595	72	929	14,254	17,222	15,102	1,227	20,241
Aden and Dependencies	412	860	200	147	1,267	24,025	49,424	15,004	4,021	25,522
Bahrain Islands	120	724	201	221	2,229	12,612	45,476	11,952	6,227	49,925
Ceylon (excluding Maldives)	107	24	15	5	22	6,220	209	420	222	422
Straits Settlements	22	70	14	64	104	1,270	2,221	2,000	205	1,222
Zanzibar and Pemba	62	25	45	24	221	4,422	5,427	1,222	1,212	11,222
Kenya Colony	45	27	71	22	272	2,211	4,705	2,222	420	16,421
Tanganyika Territory	20	16	156	17	202	1,475	220	2,415	421	12,112
Anglo-Egyptian Sudan	22	222	222	121	205	2,100	2,745	6,521	2,220	4,222
Other British Possessions	112	20	122	21	22	2,112	1,227	2,020	1,107	1,222
TOTAL BRITISH EMPIRE	1,225	2,722	1,012	211	2,240	71,471	1,49,425	62,221	22,024	1,69,022
Turkey, European	216	422	22	12,422	22,777	1,600
Turkey, Asiatic	122	..	2	2,120	..	20	..
Syria	224	200	122	122	2,222	16,227	17,227	4,522	2,222	45,222
Masbat Territory and Trucial Oman	142	421	222	22	1,222	2,202	12,212	2,222	2,240	22,221
Other Native States in Arabia	222	222	202	212	1,427	12,214	41,729	20,222	2,204	20,721
Iraq	422	277	222	112	2,029	21,242	40,242	22,729	1,227	60,220
Iran	672	1,417	2,422	622	16,014	27,222	22,221	70,221	14,220	212,622
Egypt	622	1,024	1,224	21	5,222	24,222	44,042	41,724	422	1,12,222
Italian East Africa (Somaliland and Eritrea)	44	122	122	142	222	1,222	2,222	2,222	4,222	11,212
United States of America—										
V4 Atlantic Coast	2,412	40,140
Other Foreign Countries	122	227	147	20	727	5,570	7,222	5,110	2,222	12,227
TOTAL FOREIGN COUNTRIES	2,242	6,227	5,200	1,227	22,227	1,22,200	2,42,240	1,21,222	40,042	6,61,222
Share of Bengal	22	2	370	22
" Bombay	4,122	2,272	2,227	2,222	41,227	1,22,217	2,22,221	2,42,212	22,200	2,22,221
" Sind	12	22	12	12	227	222	1,424	201	227	2,214
" Burma	17	222
TOTAL	4,202	2,222	2,202	2,222	42,127	1,22,221	2,22,222	2,44,214	22,127	2,22,222
Stationery (excluding paper) (ALL: M)										
United Kingdom (including Channel Islands)	5,240	42,120	2,222	10,174	10,772
Aden and Dependencies	2,022	1,272	1,222	7,220	2,272
Bahrain Islands	2,224	2,022	4,241	2,222	2,022
Ceylon (excluding Maldives)	7,022	7,022	10,022	2,277	7,072

No. 12—continued

ARTICLES, AND COUNTRIES OF FINAL DESTINATION; ALSO SHARE OF EACH PROVINCE	QUANTITY					VALUE				
	1931-32	1932-33	1933-34	1934-35	1935-36	1931-32	1932-33	1933-34	1934-35	1935-36
Stationery (excluding paper) (III. B.)—contd.						R	R	R	R	R
Straits Settlements . . .	—	—	—	—	—	4,287	1,501	5,600	3,601	1,540
Zanzibar and Pemba . . .	—	—	—	—	—	2,010	3,185	2,848	5,503	4,275
Kenya Colony	—	—	—	—	—	16,106	15,383	8,003	17,853	9,490
Other British Possessions .	—	—	—	—	—	6,395	6,025	4,913	4,247	4,423
TOTAL BRITISH EMPIRE	—	—	—	—	—	51,067	30,760	43,177	60,230	47,216
Iraq	—	—	—	—	—	3,718	3,502	2,724	3,509	2,057
Iran	—	—	—	—	—	12,041	11,416	7,537	2,500	5,210
Japan	—	—	—	—	—	257	1,055	2,582	392	6,196
Egypt	—	—	—	—	—	3,523	50	1,700	64	156
Portuguese East Africa . .	—	—	—	—	—	12,357	6,799	6,228	7,492	5,467
United States of America— Via Atlantic Coast	—	—	—	—	—	15,765	646	—	—	602
Other Foreign Countries . .	—	—	—	—	—	12,704	5,965	13,051	11,860	12,273
TOTAL FOREIGN COUNTRIES	—	—	—	—	—	66,770	29,483	34,822	30,997	31,961
TOTAL	—	—	—	—	—	1,17,837	1,10,183	78,099	91,227	79,177
Stone and Marble (II. B.)—	Tons	Tons	Tons	Tons	Tons					
TOTAL BRITISH EMPIRE	27	2	1	5	..	2,780	1,250	865	2,045	335
TOTAL FOREIGN COUNTRIES	5	5	2	4	..	1,129	1,930	1,263	890	..
Share of Bengal	26	3	..	3	..	1,820	1,338	120	1,325	..
.. Bombay	7	3	3	6	..	2,629	1,773	2,008	2,335	330
.. Burma	1	..	1	70	..	175	5
TOTAL	32	7	3	9	..	3,909	3,180	3,128	3,835	335
Sugar—	Tons	Tons	Tons	Tons	Tons					
Sugar, 33 Dutch Standard and above (I. G.)										
Aden and Dependencies . .	75	7	9	6	440	9,000	825	1,000	1,120	54,090
Bahrain Islands	1,772	3,094	521	1,212	706	2,24,397	2,63,167	1,23,395	3,18,549	1,09,305
Ceylon (excluding Maldives)	200	125	..	55	15	28,000	13,000	..
Straits Settlements	146	21	1	15,500	..
Zanzibar and Pemba	1,010	349	113	3	39	2,25,995	43,311	24,075	300	9,680
Kenya Colony	82	17	..	3	..	7,038	3,250	200	870	..
Tanganyika Territory	72	17,514	66
Seychelles	236	44	24	13	65	49,738	10,150	4,275	2,090	8,330
Other British Possessions . .	1	3	..	2	24	168	910	..	388	3,080
TOTAL BRITISH EMPIRE	3,207	3,514	867	1,510	1,274	5,33,890	3,11,705	1,76,546	3,51,816	1,84

GENERAL EXPORTS

FOREIGN MERCHANDISE

(804)

No. 12—continued

ARTICLES, AND COUNTRIES OF FINAL DESTINATION; ALSO SHARE OF EACH PROVINCE.	QUANTITY					VALUE				
	1931-32	1932-33	1933-34	1934-35	1935-36	1931-32	1932-33	1933-34	1934-35	1935-36
	Tons	Tons	Tons	Tons	Tons	£	£	£	£	£
Sugar—continued										
<i>Sugar, 23 Dutch Standard and above (I. G.)—continued</i>										
Makat Territory and Trucial Oman	830	1,130	1,306	781	1,205	1,22,284	1,39,225	2,52,222	1,91,944	2,47,712
Other Native States in Arabia	406	311	95	..	63	49,667	39,256	19,757	24	16,544
Iraq	490	26	105	24	24	1,26,817	4,160	16,680	2,500	2,200
Iran	616	..	488	252	3	1,21,776	20	85,075	54,229	930
Siam	104	26,700
Portuguese East Africa	11	6	50	1,410	1,017	268	..	6,000
Italian East Africa (Somaliland and Britia)	2	39	47	26	149	200	4,680	11,340	7,226	41,276
Other Foreign Countries	12	1	..	4,670	124	5	125	20
TOTAL FOREIGN COUNTRIES	2,412	1,522	2,131	1,034	1,638	4,92,634	1,82,592	4,85,202	2,57,068	2,42,228
<i>Share of Bombay</i>	<i>2,792</i>	<i>549</i>	<i>1,122</i>	<i>224</i>	<i>1,274</i>	<i>6,24,995</i>	<i>21,566</i>	<i>1,22,222</i>	<i>1,22,794</i>	<i>2,40,222</i>
" <i>Sind</i>	<i>2,222</i>	<i>2,427</i>	<i>1,222</i>	<i>1,770</i>	<i>1,022</i>	<i>2,41,602</i>	<i>4,12,721</i>	<i>4,22,210</i>	<i>4,75,999</i>	<i>2,21,222</i>
TOTAL	5,022	4,022	2,992	2,594	2,962	10,22,214	5,00,207	6,01,242	6,02,222	2,22,222
<i>Sugar below 23 Dutch Standard but not below 12 Dutch Standard (I. G.)—</i>										
TOTAL BRITISH EMPIRE	..	7	2,220	..	20	..
TOTAL FOREIGN COUNTRIES	2	3	200	650
<i>Share of Bengal</i>	20	..
" <i>Bombay</i>	7	3	..	2,220	650
" <i>Sind</i>	2	200
TOTAL	2	7	3	200	2,220	..	20	650
<i>Sugar, 12 Dutch Standard and below (I. G.)—</i>										
Hongkong	75
United States of America— Via Atlantic Coast	8,522	62,672
Other Foreign Countries	10	7	900	2,250
TOTAL FOREIGN COUNTRIES	8,522	10	7	62,672	900	2,250
<i>Share of Bengal</i>	8,522	62,672
" <i>Bombay</i>	10	7	75	900	2,250
TOTAL	8,522	10	7	62,747	900	2,250
Total Sugar—										
Aden and Dependences	75	7	9	6	440	9,000	825	1,000	2,120	54,090
Bahrain Islands	1,772	2,094	521	1,212	706	2,24,297	2,52,167	1,22,222	2,12,562	1,02,222
Ceylon (excluding Maldives)	200	125	..	55	15	22,000	12,000	..
Straits Settlements	146	21	1	15,200	..
Zanzibar and Pemba	1,019	266	112	3	39	2,25,995	45,541	24,675	200	9,620
Kenya Colony	22	17	..	3	..	7,022	2,220	200	270	..
Tanganyika Territory	72	17,514	66
Seychelles	226	44	24	12	65	49,722	10,120	4,275	2,000	2,220
Other British Possessions	1	2	..	2	24	152	910	75	412	2,020
TOTAL BRITISH EMPIRE	2,207	2,621	607	1,570	1,274	5,22,220	2,12,222	1,76,221	2,51,246	1,24,222

No. 12—continued

ARTICLES, AND COUNTRIES OF FINAL DESTINATION; ALSO SHARE OF EACH PROVINCE	QUANTITY					VALUE				
	1931-32	1932-33	1933-34	1934-35	1935-36	1931-32	1932-33	1933-34	1934-35	1935-36
Sugar—concluded										
Total Sugar—continued	Tons	Tons	Tons	Tons	Tons	₹	₹	₹	₹	₹
Maskat Territory and Trucial Oman	882	1,180	1,896	781	1,212	1,29,484	1,89,225	3,52,833	1,91,944	2,49,966
Other Native States in Arabia	406	311	95	10	68	49,667	39,356	19,757	924	16,544
Iraq	490	86	105	24	27	1,26,817	4,150	16,530	3,500	3,850
Iran	616	..	488	252	8	1,81,776	80	85,075	54,229	980
Slam	194	28,700
Portuguese East Africa . .	11	6	50	1,410	1,017	268	..	6,000
Italian East Africa (Somaliland and Eritrea)	2	39	47	26	149	200	4,680	11,340	7,236	41,278
United States of America— Via Atlantic Coast	3,528	63,678
Other Foreign Countries . .	18	1	..	4,470	184	..	135	20
TOTAL FOREIGN COUNTRIES	2,420	1,522	10,659	1,094	1,698	4,92,824	1,88,592	5,48,981	2,57,962	3,45,288
Share of Bengal	3,528	63,678
“ Bombay	2,792	546	1,132	324	1,884	6,84,908	33,793	1,93,014	1,34,724	3,43,864
“ Sind	2,335	3,437	1,866	1,770	1,083	3,41,808	4,13,721	4,68,910	4,75,090	2,25,909
TOTAL	5,627	4,043	11,626	2,604	2,972	10,26,714	5,02,627	7,25,602	6,09,814	5,29,773
Tea—										
Black (I. E.)—	Lbs.	Lbs.	Lbs.	Lbs.	Lbs.					
Zanzibar and Pemba	9,911	5,000
Other British Possessions . .	152	560	2,974	217	30	289	513	1,370	141	56
TOTAL BRITISH EMPIRE	10,063	560	2,974	217	30	5,289	513	1,370	141	56
Maskat Territory and Trucial Oman	2,282	1,569	14,424	4,818	..	1,325	1,072	10,270	3,156	..
Other Foreign Countries . .	12,754	6,109	5,475	20	4,590	8,888	4,317	4,195	15	2,500
TOTAL FOREIGN COUNTRIES	14,936	7,608	19,899	4,838	4,590	10,163	5,389	14,465	3,171	2,500
Share of Bombay	24,061	6,832	2,510	46	4,620	14,261	4,152	6,221	36	2,556
“ Sind	938	1,970	13,363	4,318	..	1,113	1,374	2,564	3,156	..
“ Burma	50	490	..	192	..	23	370	..	130	..
TOTAL	25,049	8,228	22,873	5,065	4,620	15,402	5,902	15,885	3,312	2,556
Green (I. E.)—	Lbs.	Lbs.	Lbs.	Lbs.	Lbs.					
TOTAL BRITISH EMPIRE	4	618	..	100	80	12	700	..	106	200
TOTAL FOREIGN COUNTRIES	620	708	5,443	6,392	1,441	690	648	2,545	3,030	1,204
Share of Bombay	620	1,322	5,443	6,392	1,371	690	1,340	2,545	3,136	1,292
“ Sind	4	4	159	12	8	112
TOTAL	624	1,326	5,443	6,392	1,521	702	1,348	2,545	3,136	1,404
Total Tea—	Lbs.	Lbs.	Lbs.	Lbs.	Lbs.					
Zanzibar and Pemba	9,911	5,000
Other British Possessions . .	156	1,178	2,974	317	110	261	1,213	1,370	247	256
TOTAL BRITISH EMPIRE	10,067	1,178	2,974	317	110	5,261	1,213	1,370	247	256

GENERAL EXPORTS

(806)

FOREIGN MERCHANDISE

No. 12—continued

ARTICLES, AND COUNTRIES OF FINAL DESTINATION; ALSO SHARE OF EACH PROVINCE	QUANTITY					VALUE				
	1931-32	1932-33	1933-34	1934-35	1935-36	1931-32	1932-33	1933-34	1934-35	1935-36
	Lbs.	Lbs.	Lbs.	Lbs.	Lbs.	₹	₹	₹	₹	₹
Tea—continued										
Total Tea—continued										
Mascat Territory and Trucial Oman	2,223	1,559	14,424	4,818	—	1,325	1,072	10,370	3,156	—
Iran	4,224	5,531	8,097	6,000	1,933	2,390	4,192	5,195	1,075	890
Other Foreign Countries	9,150	980	1,951	1,312	4,048	7,128	863	1,545	1,070	2,914
TOTAL FOREIGN COUNTRIES	15,608	8,376	25,442	11,120	6,031	10,853	6,037	17,010	6,201	3,704
Share of Bombay	24,681	7,154	14,953	6,437	2,891	24,951	5,493	2,836	3,172	3,341
" Sind	243	1,974	13,363	4,218	159	1,125	1,382	9,564	3,155	112
" Burma	59	426	—	192	—	29	379	—	129	—
TOTAL	25,673	9,554	28,216	11,447	6,141	16,104	7,250	18,280	6,448	3,900
Textiles—										
Cotton—										
RAW (II. M)—										
United Kingdom (including Channel Islands)	27	61	230	42	1	24,598	28,441	2,10,527	31,310	1,033
Ceylon (excluding Maldives)	136	4	4	—	113	1,45,000	2,800	5,000	—	1,12,000
Other British Possessions	—	—	—	—	—	—	20	112	15	50
TOTAL BRITISH EMPIRE	163	65	234	42	114	1,70,128	40,961	2,15,639	31,325	1,13,983
Germany	—	—	248	77	249	—	150	1,51,378	42,400	2,31,640
Belgium	—	—	—	16	—	—	—	—	6,400	—
France	—	—	—	24	—	—	—	—	14,900	—
Spain	—	—	—	23	5	—	—	—	15,220	1,890
Italy (including Trieste)	—	—	66	—	—	—	—	37,650	—	—
Japan	—	53	243	570	14	55	45,045	2,04,151	2,76,090	11,920
Other Foreign Countries	—	—	—	1	—	20	—	—	185	—
TOTAL FOREIGN COUNTRIES	—	53	557	716	268	85	48,195	3,08,179	4,56,005	2,45,460
Share of Bombay	163	118	391	630	364	1,76,219	59,156	3,26,202	4,15,605	3,18,343
" Sind	—	—	379	122	78	—	—	2,22,618	79,725	42,090
TOTAL	163	118	391	758	382	1,70,210	59,156	6,08,819	4,95,330	3,59,433
Wool and yarn (III. F)—										
United Kingdom (including Channel Islands)	1,446	37,978	50	600	600	1,342	24,816	37	647	400
Palestine	—	2,200	6,800	8,600	5,600	—	2,685	5,240	7,779	4,230
Aden and Dependencies	5,000	20,300	8,900	23,600	18,300	4,380	12,400	7,350	19,945	13,130
Ceylon (excluding Maldives)	7,000	7,960	8,512	9,162	8,000	6,555	7,577	7,269	7,415	6,710
Other British Possessions	1,438	90	1,156	2,300	4,402	1,500	1,050	1,221	3,125	4,335
TOTAL BRITISH EMPIRE	14,944	70,326	25,418	44,262	36,802	18,857	49,478	21,117	36,311	28,805
Turkey, Asiatic	—	600	—	58,900	—	—	820	—	34,405	—
Syria	1,500	50,400	58,100	29,100	55,700	2,400	22,270	44,275	26,475	42,117
Mascat Territory and Trucial Oman	17,600	11,920	47,533	37,138	9,800	12,295	8,785	32,942	34,673	8,349
Iraq	25,772	3,600	8,100	17,000	59,500	27,148	3,050	7,160	14,250	61,202
Iran	450,781	1,220,200	320,500	34,800	—	2,83,454	3,50,734	2,72,666	67,560	—
Japan	—	—	—	8,923	—	—	—	—	5,127	—
Egypt	604	26,700	15,700	18,600	22,000	2,800	22,175	15,102	17,100	22,626
French Somaliland	16,300	19,800	17,000	20,000	14,000	11,775	15,740	14,055	18,500	10,770
Other Foreign Countries	—	2,529	4,300	4,900	2,600	—	2,450	3,694	5,775	2,120
TOTAL FOREIGN COUNTRIES	512,557	1,925,749	542,133	304,061	108,600	4,44,374	9,37,024	3,91,891	2,21,755	1,47,185

No. 12—continued

ARTICLES, AND COUNTRIES OF FINAL DESTINATION; ALSO SHARE OF EACH PROVINCE	QUANTITY					VALUE				
	1931-32	1932-33	1933-34	1934-35	1935-36	1931-32	1932-33	1933-34	1934-35	1935-36
Textiles—continued						R	R	R	R	R
Cotton—continued										
Trotter and Yarn (III. P)— continued	Lbs.	Lbs.	Lbs.	Lbs.	Lbs.					
Share of Bengal	600	..	2,523	603	..	1,447	..
“ Bombay . . .	527,314	1,371,109	864,501	332,462	109,992	4,58,527	9,51,636	4,10,570	2,54,382	1,75,590
“ Sind	12,328	4,236	..
“ Madras . . .	227	37,475	500	122	24,212	400
“ Burma	3,050	2,442
TOTAL	527,501	1,409,084	867,551	343,323	200,492	4,58,729	9,86,502	4,13,012	2,60,066	1,75,990
MANUFACTURES—										
Canvas (III. P)—	Yards	Yards	Yards	Yards	Yards					
TOTAL BRITISH EMPIRE	165	310	19	1,400	2,425	217	985	29	938	1,545
TOTAL FOREIGN COUNTRIES	..	1,076	17	25	1,176	25	50	..
Share of Bengal . . .	165	285	..	1,420	1,225	217	910	..	922	1,265
“ Bombay	751	38	40	1,200	..	905	54	16	120
“ Sind	350	..	25	296	..	50	..
TOTAL	165	1,386	36	1,485	2,425	217	2,111	54	988	1,545
Handkerchiefs and Shawls in the piece (III. P)—	No.	No.	No.	No.	No.					
Bahrain Islands	8,400	6,249
Other British Possessions . . .	328	2,196	7,318	25,528	34,938	253	970	1,508	4,285	4,901
TOTAL BRITISH EMPIRE	328	2,196	16,218	25,528	34,938	253	970	7,867	4,285	4,901
Iraq . . .	18,000	10,800	32,616	1,075	1,620	12,668
Other Foreign Countries . . .	3,060	600	..	2,922	26,568	900	500	..	900	3,333
TOTAL FOREIGN COUNTRIES	21,060	11,400	32,616	2,922	26,568	2,575	2,120	12,668	900	3,333
Share of Bengal . . .	60	100	..	119	25	..
“ Bombay . . .	21,323	13,696	47,634	28,260	33,133	2,709	3,090	20,927	5,160	4,310
“ Madras	1,200	..	28,308	498	..	3,924
TOTAL	21,383	13,696	48,834	28,450	61,506	2,828	3,090	21,425	5,185	8,234
Hosiery (III. P)—										
Aden and Dependencies	1,905	2,270	3,720	3,650	10,740
Bahrain Islands	2,065	2,035	2,121	2,722	5,698
Kenya Colony	12,205	12,425	9,060	3,575	2,675
Other British Possessions	7,220	4,789	7,295	8,758	6,388
TOTAL BRITISH EMPIRE	23,505	22,519	22,206	24,705	25,501

GENERAL EXPORTS

(808)

FOREIGN MERCHANDISE

No. 12—continued

ARTICLES, AND COUNTRIES OF FINAL DESTINATION; ALSO SHARE OF EACH PROVINCE	QUANTITY					VALUE				
	1931-32	1932-33	1933-34	1934-35	1935-36	1931-32	1932-33	1933-34	1934-35	1935-36
Textiles—continued										
Cotton—continued										
MANUFACTURES—continued										
<i>Hosiery (III. F)—continued</i>										
Maskat Territory and Trucial Oman	—	—	—	—	—	6,509	2,605	2,425	10,235	9,476
Other Native States in Arabia	—	—	—	—	—	1,300	2,255	2,481	5,877	3,592
Iraq	—	—	—	—	—	9,970	2,597	785	1,373	125
Japan	—	—	—	—	—	..	130	150	5,606	1,200
Other Foreign Countries	—	—	—	—	—	9,427	6,877	5,220	6,924	7,188
TOTAL FOREIGN COUNTRIES	—	—	—	—	—	27,206	16,464	11,281	30,015	21,577
<i>Share of Bengal</i>	—	—	—	—	—	635	3,497	97
" <i>Bombay</i>	—	—	—	—	—	65,223	26,376	29,942	36,611	27,122
" <i>Sind</i>	—	—	—	—	—	2,293	1,247	3,944	11,442	9,342
" <i>Madras</i>	—	—	—	—	—	2,947	..
" <i>Burma</i>	—	—	—	—	—	1,268	860	1,500	314	..
TOTAL	—	—	—	—	—	80,711	26,068	34,487	84,721	47,078
Lace and patent net (III. F)—	Yards	Yards	Yards	Yards	Yards					
TOTAL BRITISH EMPIRE	1,208	..	8,091	1,285	..	306
TOTAL FOREIGN COUNTRIES	3,350	1,715
<i>Share of Bombay</i>	1,208	..	18,441	1,285	..	2,021
Piece-goods—										
Grey (unbleached) (III. F)—	Yards	Yards	Yards	Yards	Yards					
Cyprus	18,000	11,000
Aden and Dependencies	526,922	76,366	468,812	200,700	826,000	1,17,460	16,681	77,286	43,166	1,24,210
Bahrain Islands	518,073	405,802	144,493	51,825	17,100	1,11,780	86,077	88,556	12,875	3,210
Ceylon (excluding Maldives)	23,852	320,821	520,724	597,290	225,440	6,611	84,409	1,14,347	1,22,378	94,772
Straits Settlements	46,800	17,142	5,600	11,123	10,265	12,362	11,716	1,258	2,218	1,656
Zanzibar and Pemba	18,800	8,400	47,300	37,400	41,500	7,147	2,015	15,403	16,485	12,260
Kenya Colony	290,946	166,100	59,508	29,291	69,200	69,771	38,025	15,927	11,325	20,975
Tanganyika Territory	55,300	55,700	80,800	144,524	84,120	15,125	15,775	23,135	47,595	18,530
Anglo-Egyptian Sudan	146,100	52,600	328,957	414,425	479,700	27,580	12,250	70,093	90,450	82,453
Seychelles	71,212	65,800	49,500	3,500	1,900	15,615	14,610	12,250	985	480
Other British Possessions	30,117	2,000	998	23,180	222	8,943	400	624	2,284	40
TOTAL BRITISH EMPIRE	1,738,212	1,160,031	1,721,687	1,516,261	1,793,447	3,92,404	2,84,018	3,69,596	3,00,360	3,76,786
Maskat Territory and Trucial Oman	814,359	536,796	804,463	562,922	551,643	60,220	1,19,274	2,05,217	1,33,259	95,447
Other Native States in Arabia	242,156	185,941	422,366	221,300	240,780	32,218	29,305	65,212	46,577	45,319
Iraq	2,773,100	2,979,400	1,443,800	1,207,700	825,000	6,32,857	6,89,213	2,52,820	2,06,200	1,09,475
Iran	156,717	244,704	81,080	49,637	56,770	15,078
Japan	19,038	1,638	9,728	605	..
Egypt	59,400	..	500	12,450	..	120
Portuguese East Africa	62,980	164,052	47,970	110,375	189,645	15,556	37,430	10,656	26,645	31,327
French Somaliland	40,500	45,000	..	900,000	..	10,500	8,800	..	1,24,000
Other Foreign Countries	2,160	1,147	..	5,900	3,200	875	914	..	1,800	730
TOTAL FOREIGN COUNTRIES	3,610,872	4,143,180	2,864,167	2,109,886	2,710,868	8,03,868	9,48,408	6,87,282	5,14,826	4,66,338

No. 12—continued

ARTICLES, AND COUNTRIES OF FINAL DESTINATION; ALSO SHARE OF EACH PROVINCE	QUANTITY					VALUE				
	1931-32	1932-33	1933-34	1934-35	1935-36	1931-32	1932-33	1933-34	1934-35	1935-36
Textiles—continued										
COTTON—continued										
MANUFACTURES—continued										
Piece-goods—continued										
Grey (unbleached) (III. F)— continued	Yards	Yards	Yards	Yards	Yards	R	R	R	R	R
Share of Bengal	11,395	1,747	19,028	98	222	4,010	1,064	2,728	30	40
" Bombay	5,251,850	5,255,267	4,420,916	2,538,710	4,450,534	11,73,168	19,08,267	10,26,015	5,57,022	8,32,739
" Sind	6,320	1,908	50,300	50,020	40,694	1,560	275	19,527	12,502	7,477
" Madras	74,519	44,151	5,600	37,308	18,265	18,545	17,828	1,258	5,573	1,568
TOTAL	5,344,081	5,303,161	4,525,854	3,626,096	4,503,715	11,96,267	12,27,424	10,56,828	8,75,246	8,42,124
White (bleached) (III. F)—										
United Kingdom (including Channel Islands)	21,012	2,760	9,282	44,927	6,120	7,443	690	3,405	10,402	2,525
Aden and Dependencies	16,504	73,612	120,211	44,718	152,532	4,205	16,280	30,112	19,410	43,912
Bahrain Islands	371,258	422,642	250,109	216,886	101,306	85,112	88,561	57,414	42,991	25,920
Ceylon (excluding Maldives).	56,356	172,440	747,045	422,011	484,019	16,849	41,737	1,88,529	1,10,706	1,23,236
Straits Settlements	121,753	27,068	51,128	38,036	7,440	48,098	6,085	10,955	7,587	1,993
Vanshar and Pemba	17,753	7,744	3,825	12,663	200,362	6,035	2,775	870	3,000	42,600
Kenya Colony	119,975	23,193	133,067	147,468	42,705	32,715	8,900	29,635	44,844	15,550
Tanganyika Territory	40,031	9,586	..	3,472	52,034	3,150	1,350	..	1,075	11,695
Anglo-Egyptian Sudan	10,000	280,425	87,560	24,305	..	1,895	60,506	14,265	5,638
Seychelles	15,777	51,231	21,000	51,563	35,127	5,050	12,250	4,320	13,175	8,685
Other British Possessions	30,292	19,116	..	14,726	250	10,471	5,270	..	4,282	123
TOTAL BRITISH EMPIRE	810,706	819,392	1,686,992	1,084,080	1,106,200	2,23,958	1,85,853	3,21,755	2,71,636	2,84,377
Market Territory and Trucial Oman	534,098	369,110	452,310	417,137	217,796	1,12,338	77,062	99,571	77,666	42,014
Other Native States in Arabia	89,946	194,550	197,220	55,912	63,048	20,002	36,222	37,724	11,490	11,267
Iraq	375,418	966,167	1,302,402	265,666	118,634	79,935	1,30,067	3,70,635	53,705	23,837
Iran	707,514	1,135,531	2,537,114	423,084	64,000	1,68,799	2,53,561	5,53,879	81,765	13,299
Afghanistan	55,990	52,058	3,989	14,150	16,575	950
Siam	31,000	..	40	6,906	..	40
Egypt	80,000	6,050
Portuguese East Africa	20,300	22,180	2,000	5,800	20,319	5,490	5,650	420	1,223	5,454
Other Foreign Countries	14,072	133	31,462	11,033	2,500	3,414	125	3,192	4,055	531
TOTAL FOREIGN COUNTRIES	1,797,536	2,770,620	4,557,927	1,184,682	486,832	4,04,123	5,75,312	9,78,207	2,29,996	96,472
Share of Bengal	14,460	2,630	3,720	7,597	2,900	3,913	835	636	2,242	580
" Bombay	3,215,332	3,466,470	6,021,053	2,073,204	1,533,866	5,31,633	7,33,027	13,27,123	4,63,245	3,69,302
" Sind	262,481	105,031	63,376	147,440	55,163	50,066	24,116	15,263	22,949	11,155
" Madras	106,517	14,200	44,200	14,181	1,073	39,219	3,887	14,415	3,426	372
" Burma	6,462	1,640	62,640	21,320	40	3,175	300	12,560	3,770	40
TOTAL	2,608,242	3,590,021	6,194,929	2,268,712	1,593,032	6,28,086	7,61,165	13,70,052	5,01,632	3,81,318

GENERAL EXPORTS

FOREIGN MERCHANDISE

(810)

No. 12—continued

ARTICLES, AND COUNTRIES OF FINAL DESTINATION; ALSO SHARE OF EACH PROVINCE	QUANTITY					VALUE				
	1931-32	1932-33	1933-34	1934-35	1935-36	1931-32	1932-33	1933-34	1934-35	1935-36
Textiles—continued						R	R	R	R	₹
Cotton—continued										
MANUFACTURES—continued										
Piece-goods—continued										
Coloured, printed, or dyed (III. P)—	Yards	Yards	Yards	Yards	Yards					
United Kingdom (including Channel Islands)	1,074	46,053	67,753	145,463	150,511	735	10,443	31,517	47,268	30,172
Aden and Dependencies	215,737	441,332	315,366	138,241	114,305	55,020	68,333	64,348	35,050	24,531
Saheln Islands	1,324,441	1,142,100	571,436	623,606	421,532	4,41,367	2,63,373	1,33,167	1,50,191	93,264
Ceylon (including Maldives)	223,337	325,501	220,473	730,373	403,196	62,971	2,22,141	73,313	1,31,130	1,04,426
Straits Settlements	177,332	71,332	513,546	57,127	67,030	75,300	19,667	1,32,312	27,337	22,141
Zanzibar and Pemba	41,332	7,530	22,702	36,401	21,177	12,010	2,470	5,300	11,030	7,375
Kenya Colony	222,453	39,405	530,501	332,333	92,477	64,245	25,504	1,22,036	36,330	20,703
Tanganyika Territory	137,332	133,200	92,504	49,363	60,631	47,367	23,575	15,392	10,674	14,205
Anglo-Egyptian Sudan	36,000	113,140	204,033	123,030	50,345	13,375	21,230	53,311	20,903	9,632
Mauritius and Dependencies	137,332	53,000	33,400	1,013	19,065	39,374	10,233	14,231	330	6,524
Seychelles	11,330	93,303	69,730	93,634	53,063	2,310	19,300	13,640	19,339	11,600
Other British Possessions	13,973	37,912	13,932	10,643	4,359	3,034	12,241	6,053	3,440	1,910
TOTAL BRITISH EMPIRE	3,154,424	3,059,300	2,923,453	2,304,632	1,463,321	3,24,336	7,39,010	6,66,453	5,97,764	3,54,575
Market Territory and Trucial Oman	2,037,294	1,729,905	1,656,336	645,670	777,147	5,57,523	3,76,246	3,66,770	1,50,549	1,70,091
Other Native States in Arabia	149,546	245,492	192,375	125,304	140,232	33,029	43,419	43,334	23,161	20,523
Iraq	352,337	2,351,136	2,275,327	375,665	364,093	1,73,694	4,23,362	4,31,991	70,465	65,700
Iran	1,329,025	5,034,100	6,522,343	991,060	630,274	2,37,701	9,03,947	12,40,227	3,04,109	1,32,031
Sumatra	..	13,037	..	5,332	5,210	..	1,697	..
Siam	10,462	10,037	44,192	2,369	3,353	3,639
China (excludes of Hong- kong and Macao)	10,763	11,337	34,053	27,237	7,442	4,332	12,777	10,340	12,143	3,312
Japan	..	12,040	23,033	13,500	62,434	..	1,707	10,361	3,797	16,542
Portuguese East Africa	76,693	142,073	122,739	34,666	236,263	26,625	25,396	25,036	17,433	59,327
French Somaliland	4,200	26,730	73,513	..	13,000	1,423	3,651	11,205	..	1,600
United States of America— W Atlantic Coast	6	49,535	1,123	3	17,050	750
Other Foreign Countries	20,792	12,253	44,230	27,052	2,400	5,603	3,333	10,554	6,033	530
TOTAL FOREIGN COUNTRIES	4,541,625	9,663,750	11,000,379	2,296,123	2,332,333	10,99,334	18,29,946	22,18,907	4,94,424	4,73,211
Share of Bengal	31,392	3,139	2,433	19,063	99,725	29,339	3,377	3,455	6,392	16,315
„ Bombay	7,269,375	12,463,311	13,007,733	4,127,524	3,357,433	17,33,143	24,33,363	26,51,360	9,33,793	7,33,330
„ Sind	209,000	191,233	349,523	393,037	232,055	36,333	43,333	33,313	1,06,333	53,396
„ Madras	70,361	10,361	49,741	74,551	39,712	35,009	4,545	7,297	22,147	10,410
„ Burma	63,031	59,531	537,327	73,333	56,199	25,394	16,341	1,39,133	22,913	17,173
TOTAL	7,693,049	12,722,950	13,923,837	4,692,737	3,796,159	19,23,690	25,58,954	28,35,365	10,92,133	8,27,336

No. 12—continued

ARTICLES, AND COUNTRIES OF FINAL DESTINATION; ALSO SHARE OF EACH PROVINCE	QUANTITY					VALUE				
	1931-32	1932-33	1933-34	1934-35	1935-36	1931-32	1932-33	1933-34	1934-35	1935-36
Textiles—continued										
Cotton—continued										
MANUFACTURES—continued										
Piece-goods—continued										
Fents of all descriptions (III. F)—	Yards	Yards	Yards	Yards	Yards					
Aden and Dependencies	24,142	640	..	6,520	104
Straits Settlements	39,204	30,600	7,851	5,801	..
Other British Possessions	2,915	..	5,449	25,847	..	558	..	1,869	2,325
TOTAL BRITISH EMPIRE	26,757	39,204	36,049	26,487	..	7,078	7,851	7,170	2,429
Japan	298,779	481,542	66,162	97,358
United States of America—										
<i>Via Atlantic Coast</i>	5,620	..	28,682	1,089	..	7,898
Other Foreign Countries	7,358	..	7,040	1,875	..	1,719
TOTAL FOREIGN COUNTRIES	12,978	..	35,722	298,779	481,542	2,914	..	9,117	66,162	97,358
Share of Bengal	39,304	51,392	82,197	7,351	11,291	2,949
<i>Bombay</i>	4,353	26,757	28,932	134,021	304,952	1,375	7,078	7,398	33,333	55,271
<i>Siad</i>	5,590	..	7,040	149,515	121,550	1,639	..	1,719	22,718	24,667
TOTAL	12,978	26,757	74,926	334,828	508,029	2,914	7,078	16,468	73,332	99,787
Total Piece-goods—	Yards	Yards	Yards	Yards	Yards					
United Kingdom (including Channel Islands)	23,481	51,928	77,193	195,839	182,350	10,163	11,666	34,816	59,538	40,922
Cyprus	18,000	11,000
Aden and Dependencies	759,213	615,502	899,839	382,650	1,103,567	1,76,694	1,37,822	1,71,846	97,625	2,02,907
Bahrain Islands	2,715,787	1,970,134	966,088	897,517	539,938	6,22,159	4,23,510	2,29,137	2,06,057	1,25,404
Ceylon (including Maldives)	314,095	1,313,762	1,819,141	1,749,674	1,178,005	36,231	3,48,337	2,76,692	4,27,603	3,24,574
Straits Settlements	346,435	116,092	614,473	136,889	84,785	1,35,859	37,468	1,52,383	42,993	25,790
Federated Malay States	25,942	14,830	3,022	31,131	..	3,338	4,363	490	4,505	..
Hongkong	26,808	20,019	18,436	7,723	1,779	3,452	6,417	4,653	3,165	795
Zanzibar and Pemba	72,885	23,674	73,827	36,464	263,039	26,192	3,260	22,075	29,505	62,235
Kenya Colony	633,379	269,798	773,071	559,892	204,382	1,66,771	72,464	1,07,648	1,42,799	57,320
Tanganyika Territory	283,169	108,486	173,104	197,959	146,785	71,152	40,700	33,427	59,344	39,430
Anglo-Egyptian Sudan	182,100	173,749	836,368	624,066	554,850	41,155	35,475	1,90,244	1,26,020	98,773
Mauritius and Dependencies	191,487	64,100	83,490	2,033	19,065	41,584	12,285	14,281	1,297	6,524
Seychelles	93,369	210,036	140,230	148,747	90,080	22,506	47,060	30,810	34,049	20,765
Other British Possessions	16,912	13,679	3,330	15,930	3,330	6,513	4,131	1,525	3,935	1,238
TOTAL BRITISH EMPIRE	5,700,342	5,065,380	6,326,341	5,037,272	4,389,955	14,40,713	12,05,959	14,35,160	12,38,140	10,17,767
Mascat Territory and Trucial Oman	2,935,749	2,035,801	2,914,139	1,625,763	1,546,586	7,30,086	5,72,581	6,70,853	3,61,474	3,07,622
Other Native States in Arabia	481,840	625,933	812,461	403,006	444,055	91,140	1,13,946	1,71,371	86,263	86,111
Iraq	4,001,855	6,296,753	5,921,529	1,849,031	1,307,730	3,80,486	12,97,842	11,04,906	4,30,460	2,50,000

GENERAL EXPORTS

(812)

FOREIGN MERCHANDISE

No. 12—continued

ARTICLES, AND COUNTRIES OF FINAL DESTINATION; ALSO SHARE OF EACH PROVINCE	QUANTITY					VALUE				
	1931-32	1932-33	1933-34	1934-35	1935-36	1931-32	1932-33	1933-34	1934-35	1935-36
Textiles—continued						R	R	R	R	R
Cotton—continued										
MANUFACTURES—continued										
Piece-goods—concluded										
Total Piece goods—continued	Yards	Yards	Yards	Yards	Yards					
Iran	2,194,354	6,414,425	9,140,437	1,419,144	744,274	5,06,512	12,18,278	18,69,184	2,85,874	1,46,380
Afghanistan	69,550	82,968	3,099	16,911	16,575	950
Sumatra	18,037	..	5,823	5,210	..	1,697	..
Siam	10,463	13,174	75,192	..	40	2,869	4,767	14,945	..	40
China (exclusive of Hongkong and Macao)	12,540	31,430	41,300	29,784	7,942	5,721	12,902	19,066	13,257	3,412
Japan	12,040	50,594	320,453	544,023	..	1,707	20,994	73,064	1,18,900
Egypt	59,400	30,000	500	12,450	6,950	120
Portuguese East Africa	160,473	319,810	172,709	200,841	496,727	47,671	68,970	36,112	46,308	90,608
Italian East Africa (Somaliland and Eritrea)	4,800	11,140	48,210	12,359	..	1,400	2,830	6,675	2,945	..
French Somaliland	10,500	87,260	118,513	..	912,000	3,980	14,151	29,005	..	1,26,600
United States of America— Via Atlantic Coast	5,626	49,585	29,810	1,047	17,050	8,148
Other Foreign Countries	10,849	1,113	27,810	16,293	7,600	3,967	1,003	7,579	3,921	1,691
TOTAL FOREIGN COUNTRIES	9,063,006	19,877,509	18,458,265	5,835,121	6,010,980	23,10,239	33,48,632	38,93,553	18,01,258	11,32,379
Share of Bengal	107,147	12,555	64,425	78,540	176,044	30,387	5,478	31,220	19,961	24,364
" <i>Bombay</i>	14,743,910	21,202,405	23,538,437	9,878,459	9,646,310	34,38,368	44,36,925	50,18,196	22,87,445	19,31,009
" <i>Sind</i>	486,421	299,165	491,236	746,072	469,493	1,09,860	70,319	1,30,633	1,77,162	1,05,498
" <i>Madras</i>	251,397	65,809	90,541	135,910	53,050	82,773	36,360	22,370	31,145	12,550
" <i>Burma</i>	74,473	61,161	599,967	94,313	56,339	29,169	16,641	1,51,696	26,685	17,216
TOTAL	15,663,348	21,642,889	24,784,606	10,922,393	10,400,936	87,50,957	45,54,621	53,28,713	25,42,398	21,51,146
Rope (III. F)—	Lbs.	Lbs.	Lbs.	Lbs.	Lbs.					
TOTAL BRITISH EMPIRE	2,941	123	28	1,360	100	30
TOTAL FOREIGN COUNTRIES	364	375
Share of Bengal	28	30
" <i>Bombay</i>	2,941	123	364	1,360	100	375
TOTAL	2,941	123	392	1,360	100	455
Thread, sewing (III. F)—	Lbs.	Lbs.	Lbs.	Lbs.	Lbs.					
Ceylon (excluding Maldivas)	5,483	3,488	1,612	4,115	1,696	6,923	7,069	3,825	9,449	4,580
Union of South Africa	19,021	24,802	11,346	13,129	5,474	48,407	71,205	33,870	41,051	15,995
Kenya Colony	2,100	1,832	1,520	782	1,667	2,254	1,703	1,761	1,500	2,600
Other British Possessions	8,761	6,838	3,997	3,367	882	3,292	3,662	5,315	5,910	1,350
TOTAL BRITISH EMPIRE	29,365	36,958	18,475	21,393	9,719	60,966	82,639	40,571	58,810	24,825
Native States in Arabia other than Maskat Territory and Trucial Oman	2,526	3,980	2,915	4,020	1,760	6,999	3,703	6,300	11,177	4,665
Portuguese East Africa	6,252	23,936	5,974	3,238	1,696	10,461	37,316	15,324	6,150	3,615
Other Foreign Countries	3,963	1,674	582	153	1,451	7,926	3,189	1,730	470	1,491
TOTAL FOREIGN COUNTRIES	11,746	29,640	9,471	7,411	4,616	25,386	49,208	23,353	17,792	9,771

No. 12—continued

ARTICLES, AND COUNTRIES OF FINAL DESTINATION; ALSO SHARE OF EACH PROVINCE	QUANTITY					VALUE				
	1931-32	1932-33	1933-34	1934-35	1935-36	1931-32	1932-33	1933-34	1934-35	1935-36
Textiles—continued										
Cotton—continued										
MANUFACTURES—continued										
Thread, Sewing (III. P) —continued	Lbs.	Lbs.	Lbs.	Lbs.	Lbs.					
Share of Bengal . . .	1,604	1,140
.. Bombay . . .	37,754	65,013	27,946	22,551	13,956	80,321	1,35,367	70,424	76,132	32,805
.. Sind . . .	610	334	..	50	679	3,325	420	..	100	791
.. Madras . . .	224	636	200	622
.. Burma . . .	919	675	..	203	..	1,468	1,433	..	370	..
TOTAL	41,111	66,468	27,946	22,804	14,635	86,352	1,37,847	70,424	76,602	34,596
Other sorts of manufac- tures (III. P)—	Lbs.	Lbs.	Lbs.	Lbs.	Lbs.					
United Kingdom (including Channel Islands) . . .	4,840	12,068	193	11,822	7,324	7,337	9,891	299	31,666	7,749
Straits Settlements . . .	20	29	4,450	112	100	80	87	5,620	166	194
Other British Possessions	908	1,409	2,919	4,386	5,118	1,541	1,611	3,478	4,918	5,696
TOTAL BRITISH EMPIRE	5,268	15,121	7,562	16,321	12,537	8,908	11,089	9,892	36,750	13,639
Japan	50	8	41,509	600	..	250	20	46,587	750
Other Foreign Countries . . .	9,053	3,641	4,440	2,061	4,322	6,881	3,073	5,517	1,782	3,475
TOTAL FOREIGN COUNTRIES	9,053	3,691	4,448	43,570	4,922	6,861	3,323	5,537	48,369	4,225
Share of Bengal	184	1,395	112	1,312	3,160	515	1,809	300	1,753	7,394
.. Bombay	3,495	10,357	5,936	56,198	3,501	7,304	12,253	5,933	31,474	9,370
.. Sind	223	224	723	1,420	166	515
.. Madras	200	500	445	135	750	445
.. Burma	5,443	..	5,294	1,351	70	7,335	..	6,321	1,701	535
TOTAL	14,321	18,812	12,010	59,391	17,459	15,289	14,412	14,929	85,099	17,364
Total value of Cotton manu- factures (including Twist and Yarn)—										
United Kingdom (including Channel Islands)	—	—	—	—	—	20,772	46,497	36,385	92,229	40,512
Cyprus	—	—	—	—	—	11,000
Palestine	—	—	—	—	—	..	607	5,240	7,779	4,230
Aden and Dependencies	—	—	—	—	—	1,33,411	1,54,793	1,33,461	1,21,333	2,29,902
Bahrain Islands	—	—	—	—	—	6,42,314	4,43,270	2,40,844	2,19,570	1,31,242
Ceylon (excluding Maldives)	—	—	—	—	—	1,00,465	8,63,458	3,90,179	4,51,635	3,41,926
Straits Settlements	—	—	—	—	—	1,37,005	33,130	1,61,360	43,159	25,934
Federated Malay States	—	—	—	—	—	8,767	4,363	430	4,505	80
Hongkong	—	—	—	—	—	3,517	6,977	4,652	3,190	795
Union of South Africa	—	—	—	—	—	43,022	72,605	36,270	43,336	13,070
Zanzibar and Pemba	—	—	—	—	—	29,500	11,570	24,225	34,635	64,751
Kenya Colony	—	—	—	—	—	1,82,297	87,333	1,79,235	1,50,874	65,425
Tanganyika Territory	—	—	—	—	—	76,902	44,320	41,727	59,544	32,652
Anglo-Egyptian Sudan	—	—	—	—	—	41,155	35,560	1,90,837	1,23,203	1,00,468
Mauritius and Dependencies	—	—	—	—	—	42,514	13,890	15,451	1,297	6,704
Seychelles	—	—	—	—	—	23,705	48,335	32,041	37,374	24,030
Other British Possessions	—	—	—	—	—	3,938	6,931	1,725	2,110	2,593
TOTAL BRITISH EMPIRE	—	—	—	—	—	15,49,784	13,79,639	15,44,617	14,01,940	11,17,369
Netherlands	—	—	—	—	—	6,631	873	..	370	..

GENERAL EXPORTS

(814)

FOREIGN MERCHANDISE

No. 12—continued

ARTICLES, AND COUNTRIES OF FINAL DESTINATION, ALSO SHARE OF EACH PROVINCE	QUANTITY					VALUE				
	1931-32	1932-33	1933-34	1934-35	1935-36	1931-32	1932-33	1933-34	1934-35	1935-36
Textiles—continued						R	R	R	R	R
Cotton—concluded										
MANUFACTURES—concluded										
Total value of Cotton manufactures (including Twine and Yarn)—continued										
Italy (including Fiume)	—	—	—	—	—	982	300	4,718	5,000	..
Turkey, Asiatic	—	—	—	—	—	..	820	..	84,405	..
Syria	—	—	—	—	—	2,400	33,370	45,775	25,475	48,717
Mascat Territory and Trucial Oman	—	—	—	—	—	7,49,290	5,86,971	7,09,344	4,06,588	3,30,570
Other Native States in Arabia	—	—	—	—	—	99,948	1,26,709	1,30,929	1,06,232	96,765
Iraq	—	—	—	—	—	9,26,849	13,06,530	11,27,756	4,46,188	3,21,161
Iran	—	—	—	—	—	8,98,618	20,65,262	20,85,075	3,54,800	1,47,172
Afghanistan	—	—	—	—	—	17,911	18,375	950
Sumatra	—	—	—	—	—	..	5,310	..	1,697	..
Siam	—	—	—	—	—	2,985	4,767	14,945	..	40
China (exclusive of Hong-kong and Macao)	—	—	—	—	—	3,784	14,038	19,718	13,257	3,547
Japan	—	—	—	—	—	..	3,467	23,545	1,31,284	1,16,350
Egypt	—	—	—	—	—	15,250	23,225	15,232	17,190	22,026
Portuguese East Africa	—	—	—	—	—	69,519	1,11,835	55,068	52,911	96,321
Italian East Africa (Somaliland and Britree)	—	—	—	—	—	1,550	3,797	9,450	5,312	5,150
French Somaliland	—	—	—	—	—	15,755	30,031	34,310	18,500	1,36,370
United States of America— Via Atlantic Coast	—	—	—	—	—	1,397	17,100	3,143	141	..
" Pacific "	—	—	—	—	—	800
Other Foreign Countries	—	—	—	—	—	2,140	1,947	4,033	4,916	1,731
TOTAL FOREIGN COUNTRIES	—	—	—	—	—	28,16,659	48,57,977	49,39,713	16,23,119	13,21,560
Share of Bengal	—	—	—	—	—	22,313	3,792	21,520	37,521	33,339
" Bombay	—	—	—	—	—	60,82,373	55,37,302	55,51,222	37,41,220	23,53,792
" Sind	—	—	—	—	—	1,16,473	72,882	1,26,096	1,23,158	1,16,544
" Madras	—	—	—	—	—	32,350	50,445	33,913	34,092	16,374
" Burma	—	—	—	—	—	39,359	12,339	1,62,489	29,070	17,300
TOTAL	—	—	—	—	—	42,66,443	57,37,666	58,94,340	30,25,059	21,38,929
TOTAL VALUE OF COTTON, RAW AND MANUFACTURES	—	—	—	—	—	45,20,653	58,26,623	64,93,143	35,11,339	27,98,362
Flax—										
MANUFACTURES—										
Piece-goods (III. T)—	Yards	Yards	Yards	Yards	Yards					
TOTAL BRITISH EMPIRE	523	213	273	1,121	303	1,123	205	272	640	425
France	3,159	9,750	..
Other Foreign Countries	..	141	63	1,500	136	62	3,000	..
TOTAL FOREIGN COUNTRIES	..	141	63	4,659	136	62	12,750	..
Share of Bengal	503	..	152	331	..	1,102	..	77	490	..
" Bombay	30	359	183	4,659	393	31	341	257	12,750	435
" Sind	300	150	..
TOTAL	523	359	342	5,780	393	1,123	341	334	13,390	425
Other sorts (including bags and sacks) (III. T)—	Lbs.	Lbs.	Lbs.	Lbs.	Lbs.					
United Kingdom (including Channel Islands)	4,731	4,801	2,292	12,453	1,971	3,291	9,808	3,332	2,600	3,330
Other British Possessions	792	807	2,596	2,039	2,913	837	1,008	1,357	2,254	2,374
TOTAL BRITISH EMPIRE	5,433	5,608	4,888	14,492	4,887	9,139	10,406	5,789	4,854	6,254

No. 12—continued

ARTICLES, AND COUNTRIES OF FINAL DESTINATION; ALSO SHARE OF EACH PROVINCE	QUANTITY					VALUE				
	1931-32	1932-33	1933-34	1934-35	1935-36	1931-32	1932-33	1933-34	1934-35	1935-36
Textiles—continued										
Flax—continued										
MANUFACTURES—continued										
Other sorts (including bags and sacks) (III, T)— continued	Lbs.	Lbs.	Lbs.	Lbs.	Lbs.	R	R	R	R	R
TOTAL FOREIGN COUNTRIES	6,587	1,926	5,189	1,836	1,570	7,009	1,573	3,296	853	800
Share of Bengal	1,790	449	1,165	15,357	3,309	3,324	605	1,777	5,178	2,539
" Bombay	3,173	1,367	1,871	..	2,332	3,167	1,230	1,397	..	2,326
" Sind	2,368	2,323	2,322	443	320	4,040	4,138	3,332	523	1,080
" Madras	4,903	900	4,539	5,362	836	2,562
" Burma	337	2,500	113	23	436	145	5,172	17	1	1,080
TOTAL	11,970	7,134	10,077	15,823	6,467	17,033	11,979	9,035	5,707	7,054
Total value of Flax Manu- factures—										
United Kingdom (including Channel Islands)	—	—	—	—	—	3,292	9,398	3,832	2,600	3,360
Other British Possessions	—	—	—	—	—	1,960	1,213	2,129	2,604	3,299
TOTAL BRITISH EMPIRE	—	—	—	—	—	10,252	10,611	6,011	5,404	6,679
France	—	—	—	—	—	..	196	2,422	9,950	..
Other Foreign Countries	—	—	—	—	—	7,909	1,513	936	3,653	800
TOTAL FOREIGN COUNTRIES	—	—	—	—	—	7,909	1,709	3,358	13,603	800
Share of Bengal	—	—	—	—	—	4,923	605	1,334	5,068	2,539
" Bombay	—	—	—	—	—	3,132	1,371	1,554	12,760	2,760
" Sind	—	—	—	—	—	4,040	4,138	3,332	673	1,080
" Madras	—	—	—	—	—	5,362	836	2,562
" Burma	—	—	—	—	—	145	5,172	17	1	1,080
TOTAL	—	—	—	—	—	18,161	12,320	9,369	19,097	7,470
Haberdashery and Millinery (III, T)—										
United Kingdom (including Channel Islands)	—	—	—	—	—	1,19,193	93,930	57,169	47,208	53,363
Adan and Dependencies	—	—	—	—	—	6,030	15,400	22,340	23,635	53,901
Bahrain Islands	—	—	—	—	—	39,100	34,478	20,740	22,778	24,785
Ceylon (excluding Maldives)	—	—	—	—	—	12,433	5,170	6,212	13,261	4,555
Union of South Africa	—	—	—	—	—	5,700	5,700	5,333	3,935	20,448
Zanzibar and Pemba	—	—	—	—	—	14,230	11,825	11,965	21,300	26,775
Kenya Colony	—	—	—	—	—	30,234	26,662	33,302	33,783	46,332
Tanganyika Territory	—	—	—	—	—	33,266	35,250	32,480	30,525	37,708
Mauritius and Dependencies	—	—	—	—	—	16,360	4,100	5,635	4,550	3,350
Seychelles	—	—	—	—	—	5,690	3,320	5,350	6,625	7,905
Other British Possessions	—	—	—	—	—	9,296	5,802	3,333	11,627	4,077
TOTAL BRITISH EMPIRE	—	—	—	—	—	2,96,252	2,42,037	2,14,409	2,24,177	2,88,759

GENERAL EXPORTS

FOREIGN MERCHANDISE

No. 12—continued

ARTICLES, AND COUNTRIES OF FINAL DESTINATION; ALSO SHARE OF EACH PROVINCE	QUANTITY					VALUE				
	1931-32	1932-33	1933-34	1934-35	1935-36	1931-32	1932-33	1933-34	1934-35	1935-36
						₹	₹	₹	₹	₹
Textiles—continued										
Haberdaßery and Millinery (III. T) —continued										
France	—	—	—	—	—	5,568	2,129	855	1,058	..
Muskat Territory and Trucial Oman	—	—	—	—	—	21,360	31,080	27,510	24,445	29,574
Other Native States in Arabia	—	—	—	—	—	40,775	28,659	22,800	20,728	22,271
Iraq	—	—	—	—	—	21,612	17,478	9,459	6,940	5,716
Iran	—	—	—	—	—	17,452	7,331	7,334	6,361	1,721
Portuguese East Africa	—	—	—	—	—	21,845	18,154	14,778	19,470	10,777
French Somaliland	—	—	—	—	—	4,940	11,850	6,000	4,900	1,200
United States of America— Via Atlantic Coast	—	—	—	—	—	15,476	20,922	24,331	17,399	9,264
“ Pacific “	—	—	—	—	—	8,500	825	240
Other Foreign Countries	—	—	—	—	—	13,615	9,103	7,661	6,465	6,845
TOTAL FOREIGN COUNTRIES	—	—	—	—	—	170,233	1,28,476	1,51,018	1,33,068	94,265
Share of Bengal	—	—	—	—	—	222	2,965	225	1,313	442
“ Bombay	—	—	—	—	—	4,22,432	2,20,129	2,22,187	2,11,102	2,22,272
“ Sind	—	—	—	—	—	13,687	23,030	23,093	20,995	16,192
“ Madras	—	—	—	—	—	7,249	4,203	..	2,841	..
“ Burma	—	—	—	—	—	13,129	2,958	4,222	5,733	2,242
TOTAL	—	—	—	—	—	4,66,690	2,20,513	2,66,427	2,58,048	2,26,114
Silk—										
Raw (II. O)—	Lbs.	Lbs.	Lbs.	Lbs.	Lbs.					
Bahrein Islands	1,500	1,738	2,730	1,977	2,125	8,610	10,570	14,900	10,320	10,375
Straits Settlements	3,248	9,000
Other British Possessions	380	50	9,211	65	..	1,900	200	2,079	175
TOTAL BRITISH EMPIRE	1,500	2,118	2,780	11,188	2,468	8,610	12,470	15,100	12,399	19,750
France	21,340	8,000
Other Foreign Countries	1,422	1,307	2,328	956	2,155	6,570	7,254	6,299	2,744	7,725
TOTAL FOREIGN COUNTRIES	22,762	1,307	2,328	956	2,155	14,570	7,254	6,299	2,744	7,725
Share of Bengal	21,340	218	..	8,000	225	..
“ Bombay	2,127	2,570	2,273	2,722	7,552	10,550	12,844	17,660	12,624	27,299
“ Sind	225	255	1,223	125	65	4,630	5,330	2,729	275	175
“ Burma	9,011	2,279	..
TOTAL	24,342	2,425	5,106	12,144	7,628	23,190	19,724	21,399	17,748	27,475
Silk yarn, rolls and scraps (III. R)—	Lbs.	Lbs.	Lbs.	Lbs.	Lbs.					
Bahrein Islands	820	652	1,739	1,950	1,090	2,300	2,410	6,805	6,920	2,820
Other British Possessions	809	1,700
TOTAL BRITISH EMPIRE	1,629	652	1,739	1,950	1,090	5,000	2,410	6,805	6,920	2,820
France	9,418	20,000
Muskat Territory and Trucial Oman	3,060	2,944	7,317	5,776	6,071	14,843	17,080	25,185	21,080	21,720
Japan	900	6,786
Other Foreign Countries	248	100	400	660	1,140	984	400	1,425	2,120	2,629
TOTAL FOREIGN COUNTRIES	3,308	4,944	7,717	6,436	16,629	15,847	24,266	26,610	23,200	51,969
Share of Bengal	900	6,786
“ Bombay	4,935	4,896	9,456	8,389	17,719	20,847	20,899	33,415	30,120	55,785
TOTAL	4,935	5,596	9,456	8,389	17,719	20,847	27,676	33,415	20,120	55,785

No. 12—continued.

ARTICLES, AND COUNTRIES OF FINAL DESTINATION; ALSO SHARE OF EACH PROVINCE	QUANTITY					VALUE				
	1931-32	1932-33	1933-34	1934-35	1935-36	1931-32	1932-33	1933-34	1934-35	1935-36
<i>Textiles—continued</i>						R	R	R	R	R
<i>Silk—continued</i>										
MANUFACTURES—										
<i>Goods of silk mixed with other materials (III. R)— United Kingdom (including Channel Islands)</i>	Yards	Yards	Yards	Yards	Yards					
Aden and Dependencies	1,250	1,200	1,230	6,184	..
Bahrain Islands	120,869	70,124	91,597	50,411
Ceylon (excluding Maldives)	..	4,500	10,784	232,990	124,035	..	1,450	3,308	2,36,013	1,14,148
Straits Settlements	64,333	73,156	47,875	81,028
Union of South Africa	400	5,775	2,600	5,825
Zanzibar and Pemba	2,500	20,122	3,963	900	15,560	8,680
Kenya Colony	..	900	2,500	98,765	76,412	..	300	600	77,685	82,640
Tanganyika Territory	..	1,000	..	3,112	15,031	..	600	..	4,725	15,280
Anglo-Egyptian Sudan	73,443	3,363	37,755	7,048
Other British Possessions	575	300	1,000	1,373	2,500	300	450	400	1,180	2,752
TOTAL BRITISH EMPIRE	975	6,700	18,984	630,903	389,359	2,900	2,800	6,523	5,31,029	3,67,237
Italy (including Finme)	6,450	14,030
Native States in Arabia other than Maskat Terri- tory and Trucial Oman	10,150	6,738	7,797	3,788
Iraq	19,277	9,500	..
Japan	..	3,300	..	2,500	7,003	..	1,545	..	1,900	7,992
Other Foreign Countries	..	1,800	..	5,335	7,559	..	1,100	..	4,845	3,245
TOTAL FOREIGN COUNTRIES	..	5,100	6,450	37,762	21,360	..	2,645	14,030	24,042	25,025
<i>Share of Bengal</i>	..	3,600	..	706	334	..	1,995	..	4,324	975
.. Bombay	975	3,200	24,434	676,640	396,636	2,900	3,450	20,603	5,30,364	3,69,339
.. Sind	11,599	20,275
.. Burma	319	2,750	443	1,673
TOTAL	975	11,800	24,434	677,665	410,719	2,900	5,445	20,603	5,55,071	3,92,312
<i>Silk piece goods (III. E)— United Kingdom (including Channel Islands)</i>	Yards	Yards	Yards	Yards	Yards					
Aden and Dependencies	12,300	74,837	188,075	267,770	214,340	9,400	67,277	1,37,333	1,58,356	1,55,735
Bahrain Islands	5,300	..	1,100	31,747	5,470	7,300	..	1,300	26,490	4,830
Ceylon (excluding Maldives)	74,501	655,760	423,927	63,265	4,34,455	3,71,245
Straits Settlements	76,132	227,959	58,533	1,59,302
Hongkong	3,542	10,025
Union of South Africa	3,103	9,450
Zanzibar and Pemba	250	400	19,340	71,371	9,529	300	650	11,050	37,135	6,365
Kenya Colony	13,500	143,330	262,228	418,094	104,255	9,725	1,05,823	1,24,150	2,37,442	94,600
Tanganyika Territory	60	5,050	27,300	89,350	24,727	300	2,350	13,120	52,375	17,350
Anglo-Egyptian Sudan	83,110	123,020	115,421	50,172	71,643	81,075
Mauritius and Dependencies	..	2,760	9,250	150	1,900	5,990	300	..
Other British Possessions	..	705	300	530
TOTAL BRITISH EMPIRE	36,103	232,141	665,582	1,742,312	1,133,733	38,765	1,79,103	4,06,574	10,97,839	9,00,511
Italy (including Finme)	325	1,059	2,917	1,325	..	1,350	1,629	6,690	2,000	..
Syria	153,291	1,46,103
Maskat Territory and Trucial Oman	1,000	400	3,732	12,333	212,766	300	600	1,633	3,150	1,64,174
Other Native States in Arabia	11,200	2,900	3,500	34,925	313,025	11,150	3,600	1,350	27,443	2,26,302
Iraq	13,336	15,249	33,211	1,250	..	16,474	12,530	20,220	600	..
Iran	55,220	36,375	35,390	31,720
China (exclusive of Hong- kong and Macao)	4,635	2,020	..	6,040	2,350	..
Japan	..	500	175	7,150	22,307	..	1,100	320	6,775	30,636
Egypt	..	25	42,750	34	23,650
Canary Islands	1,225	6,325	300	6,370
Other Foreign Countries	6,077	1,215	4,725	7,270	3,040	5,621	4,297	2,305	3,260	4,335
TOTAL FOREIGN COUNTRIES	43,123	25,358	94,060	122,723	752,629	41,925	23,656	62,163	37,573	6,09,695

GENERAL EXPORTS

FOREIGN MERCHANDISE

(818)

No. 12—continued

ARTICLES, AND COUNTRIES OF FINAL DESTINATION; ALSO SHARE OF EACH PROVINCE	QUANTITY					VALUE				
	1931-32	1932-33	1933-34	1934-35	1935-36	1931-32	1932-33	1933-34	1934-35	1935-36
						R	R	R	R	R
Textiles—continued										
Silk—continued										
MANUFACTURES—continued										
Silk piece goods (III. R)	Yards	Yards	Yards	Yards	Yards					
—continued										
Share of Bengal	2,573	..	175	3,584	2,550	3,136	..	320	15,798	114
.. Bombay	70,018	257,492	753,159	1,216,731	1,007,067	64,716	2,01,665	4,66,933	11,37,111	13,964
.. Sind	2,690	500	1,100	28,280	273,864	2,622	1,100	1,300	24,167	1,331
.. Madras	294	1
.. Burma	3,552	7	173	19,970	1,252	10,108	19	189	8,389	1
TOTAL	78,231	257,999	755,642	1,865,535	1,301,367	80,600	2,02,762	4,68,742	11,36,408	15,132
Thread for sewing (III. R)—	Lbs.	Lbs.	Lbs.	Lbs.	Lbs.					
TOTAL BRITISH EMPIRE	962	200	412	4,200	800	1
TOTAL FOREIGN COUNTRIES	100	600
Share of Bombay	1,062	200	412	4,200	800	1
Other sorts (III. R)—										
United Kingdom (including Channel Islands)	1,889	392	216	27,140	..	190	2,800	1,11
Other British Possessions	112	110	..	780	20	800	440	..	4,180	2
TOTAL BRITISH EMPIRE	2,001	110	..	1,122	236	27,440	440	190	7,980	1,11
TOTAL FOREIGN COUNTRIES	252	407	492	112	1,277	2,028	2,625	5,200	100	4,11
Share of Bengal	222	190	..	1
.. Bombay	2,142	457	60	1,224	124	22,126	2,765	478	7,650	11
.. Sind	24	60	432	..	681	6,920	300	4,291	..	1,11
.. Burma	28	19	..	319	500	..
TOTAL	2,253	517	492	1,224	1,612	29,465	2,065	5,559	8,050	6,11
Total value of Silk Manufactures (including Silk yarn)—										
United Kingdom (including Channel Islands)	22,254	78	1,000	20,202	1,11
Aden and Dependencies	10,100	67,277	1,27,229	2,51,222	2,02,11
Bahrain Islands	14,400	2,650	2,105	42,012	2,11
Ceylon (excluding Maldives)	1,700	1,450	64,568	6,70,462	4,92,11
Straits Settlements	1,06,968	2,40,22
Hongkong	10,025
Union of South Africa	2,600	14,77
Zanzibar and Pemba	500	650	11,950	22,695	15,11
Kenya Colony	10,025	1,06,126	1,24,840	2,15,127	1,77,11
Tanganyika Territory	300	2,450	12,120	57,100	22,11
Anglo-Egyptian Sudan	50,172	1,09,597	22,11
Mauritius and Dependencies	1,900	5,900	200	1,77
Other British Possessions	300	980	400	1,120	..
TOTAL BRITISH EMPIRE	22,205	1,25,756	4,20,092	16,44,582	12,74,06
France	1,500	2,850	27,22
Italy (including France)	2,124	1,627	20,770	2,000	..
Mascat Territory and Trucial Oman	15,668	19,255	27,212	20,220	1,22,20
Other Native States in Arabia	12,550	2,900	2,275	27,125	2,22,11
Syria	1,42,106
Iraq	16,474	12,520	20,520	10,100	..
Iran	22,220	21,720
China (exclusive of Hongkong and Macao)	7,140	2,650	..
Japan	9,721	220	2,275	42,20
Egypt	100	24	20,250	200	60
Canary Islands	200	6,270
Portuguese East Africa	2,205	2,220	7,220
Other Foreign Countries	4,246	2,225	2,529	1,125	975
TOTAL FOREIGN COUNTRIES	60,407	52,122	1,02,227	1,24,015	6,01,506

No. 12—continued

ARTICLES, AND COUNTRIES OF FINAL DESTINATION; ALSO SHARE OF EACH PROVINCE	QUANTITY					VALUE				
	1931-32	1932-33	1933-34	1934-35	1935-36	1931-32	1932-33	1933-34	1934-35	1935-36
Textiles—continued										
Silk—concluded										
MANUFACTURES—concluded										
<i>Total value of Silk Manu- factures (including Silk worms)—continued</i>										
Share of Bengal	—	—	—	—	—	3,166	3,731	510	30,119	15,337
“ Bombay	—	—	—	—	—	1,36,398	2,28,743	5,21,429	17,35,885	17,32,803
“ Sind	—	—	—	—	—	3,643	1,400	6,191	24,357	2,14,277
“ Madras	—	—	—	—	—	230
“ Burma	—	—	—	—	—	10,416	19	139	9,243	2,237
TOTAL	—	—	—	—	—	1,43,612	2,33,943	5,23,319	17,79,503	19,05,574
<i>Total value of Silk, Raw and Manufactures</i>	—	—	—	—	—	1,71,792	2,53,672	5,49,713	17,97,246	19,93,049
Wool, raw (II. F)—	Lbs.	Lbs.	Lbs.	Lbs.	Lbs.					
United Kingdom (including Channel Islands)	3,596,333	2,190,375	2,551,310	359,071	305,126	17,69,522	7,95,809	9,31,732	2,99,013	3,06,935
Canada— Vid Atlantic Coast	63,350	11,200	20,375	4,200
Other British Possessions	112	700	362	150	730	660
TOTAL BRITISH EMPIRE	3,596,495	2,191,075	2,551,310	923,321	316,688	17,69,672	7,97,539	9,31,732	3,19,388	3,11,845
Germany	6	5,435	67,552	75,343	32,522	5	2,333	13,721	20,650	9,320
Belgium	253,303	113,369	6,720	67,743	31,039	3,000
France	27,440	3,930	92,717	57,430	..	14,000	3,300	25,230	20,760	..
Greece (including Crete)	54,250	65,992	13,025	14,931
Japan	45,910	7,915	..
United States of America— Vid Atlantic Coast	5,439,505	1,657,532	7,644,227	5,030,632	10,424,357	13,39,373	4,94,133	20,75,326	11,60,614	24,61,933
Other Foreign Countries	3,070	..	1,472	12,922	672	705	..	400	2,302	200
TOTAL FOREIGN COUNTRIES	5,470,231	1,671,927	8,064,771	5,339,331	10,530,263	19,04,038	5,00,171	21,37,400	12,53,655	24,83,954
Share of Bengal	3,354,933	1,233,642	5,316,317	4,141,343	7,231,007	13,53,079	3,36,633	10,39,746	6,97,013	12,02,733
“ Bombay	30,240	11,733	40,430	46,365	11,114	14,330	3,370	13,370	30,160	5,430
“ Sind	3,131,313	2,362,572	5,339,334	2,134,233	4,071,330	34,01,051	2,27,792	30,75,613	3,39,376	15,32,531
TOTAL	9,066,516	3,863,002	10,616,531	6,313,202	11,346,951	36,73,700	13,97,710	31,19,132	15,76,543	23,00,799
MANUFACTURES—										
Piece goods (III. S)—	Yards	Yards	Yards	Yards	Yards					
United Kingdom (including Channel Islands)	239	23	70	1,140	1,162	1,066	250	232	5,116	5,170
Palestine	100	1,450	375	7,300
Aden and Dependencies	736	651	7,307	16,634	11,753	2,625	1,330	4,613	24,975	20,600
Bahrain Islands	324	2,053	5,033	6,404	1,461	3,040	4,560	4,025	9,150	4,315
Ceylon (excluding Maldives)	3,072	..	13,751	32,691	1,356	6,443	..	9,535	32,330	2,716
Hongkong	301	214	150	50	..	961	739	437	150	..
Zanzibar and Pemba	1,337	..	963	1,695	2,117	2,750	..	1,730	3,330	3,910
Kenya Colony	3,293	3,917	9,279	30,712	5,407	9,225	3,793	15,043	53,120	13,050
Mauritius and Dependencies	224	..	5,310	617	..	515	..	10,343	1,200	..
Other British Possessions	1,303	3,322	1,405	2,375	5,163	2,535
TOTAL BRITISH EMPIRE	10,131	6,363	43,924	93,293	26,611	27,000	15,625	43,945	1,40,129	60,126
Netherlands	4,646	12,366
Belgium	931	3,443	359	6,639	..	2,700	3,560	633	17,300
Mascat Territory and Trucial Oman	1,000	..	2,391	3,627	..	3,000	..	4,959	7,325	..
Other Native States in Arabia	725	2,341	16,417	4,791	..	1,540	4,195	22,732	3,433
Iraq	2,532	2,141	2,731	30	750	2,050	3,030	2,700	130	1,300
Iran	5,517	320	1,930	6,300	20,999	15,453	2,350	4,665	6,505	41,933
Japan	334	1,255	3,424	6,409	..	2,203	2,430	11,729	16,117
Egypt	4,491	9,334
Portuguese East Africa	2,143	494	6,070	695
Other Foreign Countries	5,405	504	5,141	343	262	7,713	2,057	3,346	450	430
TOTAL FOREIGN COUNTRIES	25,734	5,155	19,792	32,555	40,344	53,993	16,320	36,314	50,134	37,931

GENERAL EXPORTS

FOREIGN MERCHANDISE

(820)

No. 12—continued

ARTICLES AND COUNTRIES OF FINAL DESTINATION: ALSO SHARE OF EACH PROVINCE	QUANTITY					VALUE				
	1931-32	1932-33	1933-34	1934-35	1935-36	1931-32	1932-33	1933-34	1934-35	1935-36
Textiles—continued F						R	R	R	R	1
Wool—continued										
MANUFACTURES—continued	Yards	Yards	Yards	Yards	Yards					
Piece goods (III. S)— continued										
<i>Share of Bengal</i>	..	536	4,307	77	1,404	..	2,303	4,480	544	54
<i>“ Bombay</i>	30,006	9,307	53,079	131,707	54,987	60,734	24,337	65,708	1,80,330	1,00,1
<i>“ Sind</i>	771	2,177	6,330	2,739	10,474	3,799	6,038	14,995	6,599	371
<i>“ Madras</i>	369	613	..
<i>“ Burma</i>	5,078	1,037	..	13,463	3,199	..
TOTAL	35,855	12,018	68,716	128,350	66,955	83,996	32,508	85,150	1,90,268	1,43
Shawls (III. S)—	No.	No.	No.	No.	No.					
TOTAL BRITISH EMPIRE	499	..	180	2,137	1,170	2,796	..	750	7,730	
TOTAL FOREIGN COUNTRIES	295	351	600	380	30	2,379	4,330	1,400	990	
<i>Share of Bombay</i>	741	357	719	1,930	1,309	1,029	4,330	2,250	6,975	1
<i>“ Sind</i>	68	309	..	268	990	..
<i>“ Madras</i>	1	397	..	6	745	..
TOTAL	794	351	780	2,337	1,300	5,175	4,330	2,250	8,690	21
Other sorts (III. S)—	Lbs.	Lbs.	Lbs.	Lbs.	Lbs.					
<i>United Kingdom (including Channel Islands)</i>	844,906	493,800	335,355	271,579	252,058	21,37,375	12,33,049	7,01,630	5,20,330	3,60,4
<i>Palestine</i>	12,490	5,210	7,434	3,664	3,320	23,394	14,025	20,090	8,580	6,31
<i>Aden and Dependencies</i>	1,958	7,496	4,395	6,733	3,473	2,545	8,601	4,263	6,480	7,37
<i>Bahrain Islands</i>	1,071	5,859	2,725	3,950	5,019	2,125	6,925	2,372	4,525	4,11
<i>Ceylon (including Maldives)</i>	1,506	1,963	2,047	5,099	1,130	2,750	2,775	3,257	7,353	3,35
<i>Straits Settlements</i>	815	2,439	2,171	4,045	3,122	1,007	2,695	4,056	14,159	10,73
<i>Union of South Africa</i>	5,062	..	16	112	30	7,655	..	20	500	390
<i>Kenya Colony</i>	1,355	1,681	1,577	5,092	2,643	4,146	4,073	4,325	6,314	5,23
Canada—										
<i>Via Atlantic Coast</i>	4,396	3,616	9,044	10,349	..	11,443	13,900	20,004	15,375	..
Commonwealth of Australia	..	16	..	3,033	993	..	50	..	8,310	3,043
Other British Possessions	1,410	1,223	622	3,403	1,323	2,644	1,995	1,050	3,830	4,468
TOTAL BRITISH EMPIRE	875,969	528,318	365,336	319,077	278,530	22,55,553	12,05,248	7,62,057	6,08,626	4,15,377
Sweden	11,066	25,786	324	24,470	57,300	1,100
Germany	3,058	8,100	9,250	2,971	22,014	7,930	26,150	10,063	8,015	10,703
Netherlands	560	7,933	15,875	19,473	2,268	1,450	12,844	19,756	35,725	5,799
France	11,570	6,713	84	..	99	33,352	15,350	800	..	295
Switzerland	1,947	755	112	35	..	7,139	4,325	400	300	..
Italy (including Fiume)	14,310	30,208	16,656	244	2,347	59,410	77,056	38,690	635	7,036

No. 12—continued

ARTICLES AND COUNTRIES OF FINAL DESTINATION; ALSO SHARE OF EACH PROVINCE	QUANTITY					VALUE				
	1931-32	1932-33	1933-34	1934-35	1935-36	1931-32	1932-33	1933-34	1934-35	1935-36
Textiles—continued										
Wool—continued										
MANUFACTURES—continued										
Other sorts (I.I.S.)—continued	Lbs.	Lbs.	Lbs.	Lbs.	Lbs.	R	R	R	R	R
Austria	6,071	15	60	16,410	400	150
Turkey, European	55,654	41,586	100,904	60,118	40,224	1,85,775	1,12,908	2,21,850	1,09,000	66,200
Syria	9,530	1,480	2,423	1,000	1,800	39,468	3,590	7,205	1,000	900
Mascat Territory and Trucial Oman	376	4,334	5,839	6,031	4,272	498	5,810	6,372	9,378	5,238
Other Native States in Arabia	4,239	2,787	501	1,995	5,869	7,510	2,600	850	3,246	6,331
Iraq	3,163	2,186	4,434	1,456	1,606	4,000	3,345	5,961	1,767	4,500
Iran	2,650	1,312	502	3,495	..	5,293	1,075	1,276	6,157	..
Java	2,260	604	3,502	304	785	5,519	1,035	9,950	1,000	2,438
Japan	504	48	428	3,384	..	2,225	200	1,244	7,019
Egypt	17,331	18,105	38,962	15,135	18,646	42,849	54,111	86,830	33,550	28,700
United States of America—										
Via Atlantic Coast	123,900	124,212	37,637	4,133	4,402	2,97,593	2,71,175	79,315	11,844	2,761
“ Pacific “	56	40	2,775	500	224	210	230	3,080	1,300	1,300
Other Foreign Countries	5,536	81,257	2,745	5,624	4,078	14,545	2,854	6,693	14,130	6,825
TOTAL FOREIGN COUNTRIES	274,289	276,407	237,409	123,912	116,402	7,44,426	6,54,378	5,10,295	2,39,541	1,57,444
Share of Bengal	1,915	2,335	10,493	5,735	19,545	3,913	6,106	3,613	9,915	7,456
“ Bombay	601,343	313,670	177,773	177,024	93,163	16,46,930	7,97,415	4,92,314	2,61,313	1,71,963
“ Sind	544,349	439,354	408,540	320,133	276,470	14,44,753	11,44,308	3,51,326	5,75,937	3,91,233
“ Madras	335	497	..	400	109	2,190	630	..	555	575
“ Burma	1,311	309	5,331	247	654	3,122	667	10,034	647	1,434
TOTAL	1,150,158	806,725	602,695	443,539	394,932	29,99,979	19,49,626	12,72,352	3,48,367	5,72,721
Total value of Woollen Manufactures—										
United Kingdom (including Channel Islands)	—	—	—	—	—	21,38,447	12,38,299	7,01,002	5,37,768	3,62,134
Palestine	—	—	—	—	—	34,239	14,925	21,465	3,550	16,000
Aden and Dependencies	—	—	—	—	—	5,170	10,031	3,878	31,435	28,470
Bahrain Islands	—	—	—	—	—	5,163	11,435	7,147	16,475	11,130
Ceylon (excluding Maldives)	—	—	—	—	—	10,243	2,773	12,792	40,573	5,649
Straits Settlements	—	—	—	—	—	1,007	3,695	4,056	15,527	19,352
Union of South Africa	—	—	—	—	—	7,655	..	20	503	200
Zanzibar and Pemba	—	—	—	—	—	2,750	520	2,430	4,210	7,410
Kenya Colony	—	—	—	—	—	15,103	12,869	19,273	66,079	20,037
Mauritius and Dependencies	—	—	—	—	—	515	..	10,343	1,200	..
Canada—										
Via Atlantic Coast	—	—	—	—	—	11,442	13,960	20,604	18,375	..
Commonwealth of Australia	—	—	—	—	—	..	50	..	3,310	3,043
Other British Possessions	—	—	—	—	—	3,605	2,284	2,337	7,725	3,643
TOTAL BRITISH EMPIRE	—	—	—	—	—	22,35,349	13,10,373	8,11,762	7,56,725	4,77,563
Sweden	—	—	—	—	—	24,479	57,200	1,100
Germany	—	—	—	—	—	3,047	26,150	23,033	3,915	10,702
Netherlands	—	—	—	—	—	14,313	12,344	19,753	35,725	5,739
Belgium	—	—	—	—	—	2,440	2,700	3,660	1,333	19,050
France	—	—	—	—	—	33,752	15,380	300	..	595
Switzerland	—	—	—	—	—	7,139	4,325	400	200	..
Italy (including Fiume)	—	—	—	—	—	62,303	77,056	38,690	635	7,036
Austria	—	—	—	—	—	16,410	400	150
Turkey, European	—	—	—	—	—	1,85,775	1,12,908	2,23,350	1,09,000	66,200

GENERAL EXPORTS

FOREIGN MERCHANDISE

(822)

No. 12—continued

ARTICLES, AND COUNTRIES OF FINAL DESTINATION; ALSO SHARE OF EACH PROVINCE	QUANTITY					VALUE				
	1931-32	1932-33	1933-34	1934-35	1935-36	1931-32	1932-33	1933-34	1934-35	1935-36
Textiles—continued										
Wool—concluded										
MANUFACTURES—concluded										
Total value of Woolen Manufactures—continued										
Byria	—	—	—	—	—	30,468	3,590	7,308	1,000	—
Maskat Territory and Trucial Oman	—	—	—	—	—	2,728	7,910	12,221	12,168	—
Other Native States in Arabia	—	—	—	—	—	9,810	4,140	5,645	24,028	—
Iraq	—	—	—	—	—	6,060	9,875	2,861	1,027	—
Iran	—	—	—	—	—	20,751	2,425	5,940	12,662	—
Java	—	—	—	—	—	6,070	1,035	9,850	1,000	—
Japan	—	—	—	—	—	—	2,428	2,869	12,978	—
Egypt	—	—	—	—	—	62,688	54,111	82,280	32,520	—
Portuguese East Africa	—	—	—	—	—	6,771	2,629	580	460	—
United States of America—Vid Atlantic Coast	—	—	—	—	—	2,97,733	2,78,373	79,215	11,244	—
“ Pacific “	—	—	—	—	—	210	220	2,020	1,300	—
Other Foreign Countries	—	—	—	—	—	15,062	2,222	9,214	12,420	—
TOTAL FOREIGN COUNTRIES	—	—	—	—	—	8,02,801	8,75,568	5,42,009	2,90,292	2,45,212
Share of Bengal	—	—	—	—	—	2,622	2,299	12,107	10,469	12,212
“ Bombay	—	—	—	—	—	16,12,643	2,26,912	4,79,229	4,44,627	2,71,212
“ Sind	—	—	—	—	—	16,42,794	11,20,242	2,62,221	6,22,466	4,21,212
“ Madras	—	—	—	—	—	2,198	629	—	1,222	—
“ Burma	—	—	—	—	—	12,222	667	20,222	2,222	1,212
TOTAL	—	—	—	—	—	30,99,150	19,26,461	12,59,761	17,47,220	7,22,112
Total value of Wool and Woollens	—	—	—	—	—	87,22,910	22,24,171	44,78,298	22,22,292	22,22,112
OTHER TEXTILES—Raw (II. Q)—	Owts.	Owts.	Owts.	Owts.	Owts.					
TOTAL BRITISH EMPIRE	87	1,500
Spain	419	7,200
Other Foreign Countries	1	80
TOTAL FOREIGN COUNTRIES	420	7,280
Share of Burma	607	2,720
Manufactures (III. T)—										
United Kingdom (including Channel Islands)	—	—	—	—	—	14,026	15,597	24,129	1,12,570	5,211
Gibraltar	—	—	—	—	—	400	1,000	2,421
Adm and Dependencias	—	—	—	—	—	62,202	76,279	2,97,224	2,61,224	2,91,222
Bahrain Islands	—	—	—	—	—	42,222	44,222	40,222	1,22,224	1,04,211
Ceylon (excluding Maldives)	—	—	—	—	—	22,221	24,722	6,22,771	4,92,112	2,22,211
Straits Settlements	—	—	—	—	—	720	2,222	1,400	10,222	27,112
Gold-Coast (including Br. Mandated Territory of Togoland)	—	—	—	—	—	6,720
Union of South Africa	—	—	—	—	—	5,000	..	2,210	12	22
Zanzibar and Pemba	—	—	—	—	—	5,022	9,124	11,222	60,222	62,222
Kenya Colony	—	—	—	—	—	55,220	1,21,222	2,97,220	2,54,172	2,41,220
Tanganyika Territory	—	—	—	—	—	2,422	21,722	14,222	22,100	22,222
Anglo-Egyptian Sudan	—	—	—	—	—	22,272	22,722	4,79,240	2,60,104	2,90,211
Mauritius and Dependencias	—	—	—	—	—	75,222	12,220	65,212	520	2,722
Seychelles	—	—	—	—	—	2,120	2,222	5,240	2,241	12,420
Fiji Islands	—	—	—	—	—	2,910	7,224	5,222
Other British Possessions	—	—	—	—	—	1,220	..	500	4,222	2,124
TOTAL BRITISH EMPIRE	—	—	—	—	—	2,94,222	2,22,200	19,12,222	12,22,222	14,22,222
Germany	—	—	—	—	—	202	22,222	22
Belgium	—	—	—	—	—	7,722	..
France	—	—	—	—	—	1,22,200	24	1,741	276	..
Maskat Territory and Trucial Oman	—	—	—	—	—	17,220	14,222	1,72,270	52,122	1,74,201
Other Native States in Arabia	—	—	—	—	—	12,442	40,244	74,122	1,12,220	1,22,222
Byria	—	—	—	—	—	75,000	14,122
Iraq	—	—	—	—	—	4,50,222	2,40,222	2,64,220	11,02,222	7,22,122
Iran	—	—	—	—	—	5,712	242	20,214	1,02,222	20,212
China (exclusive of Hongkong and Macao)	—	—	—	—	—	22,122	62	..	1,222	1,222
Japan	—	—	—	—	—	1,750	2,120	10,120	1,02,222	1,72,722
Egypt	—	—	—	—	—	4,000	12	2,500	..	12,500
Portuguese East Africa	—	—	—	—	—	15,422	22,222	49,270	21,222	22,002
Canary Islands	—	—	—	—	—	22
Other Foreign Countries	—	—	—	—	—	6,211	12,222	12,447	12,247	222
TOTAL FOREIGN COUNTRIES	—	—	—	—	—	6,22,220	2,22,222	12,12,222	12,22,212	14,22,712

No. 12—continued

ARTICLES, AND COUNTRIES OF FINAL DESTINATION; ALSO SHARE OF EACH PROVINCE	QUANTITY					VALUE				
	1931-32	1932-33	1933-34	1934-35	1935-36	1931-32	1932-33	1933-34	1934-35	1935-36
Textiles—concluded										
Other Textiles—continued										
MANUFACTURES (III. T)										
<i>—continued</i>										
Share of Bengal	—	—	—	—	—	250	4,490	11,639	33,353	22,307
“ Bombay	—	—	—	—	—	9,03,017	7,38,033	20,04,145	33,42,273	27,64,593
“ Sind	—	—	—	—	—	6,095	150	78,365	83,763	67,799
“ Madras	—	—	—	—	—	1,64,589	..	1,432	12,011	293
“ Burma	—	—	—	—	—	595	3,073	16	3,545	4,305
TOTAL	—	—	—	—	—	10,64,540	7,34,756	21,26,086	24,78,544	28,59,707
Total value of Textiles, Raw Materials	—	—	—	—	—	32,67,150	14,06,590	37,68,079	20,80,621	31,37,707
Total value of Yarns and Textile Fabrics	—	—	—	—	—	91,63,403	90,90,664	1,12,73,292	97,07,568	33,79,926
Total value of Textiles, Raw and Manufactures	—	—	—	—	—	1,30,30,552	1,04,97,254	1,50,31,371	1,17,33,189	1,15,67,633
Tobacco—										
Unmanufactured (I. J)—	Lbs.	Lbs.	Lbs.	Lbs.	Lbs.					
Aden and dependencies	10,140	919	19,012	500	..
Other British Possessions	17,645	61	3,133	244
TOTAL BRITISH EMPIRE	..	17,645	10,201	919	3,133	19,256	500	..
United States of America— Via Atlantic Coast	2,145	..	4,248	..	51,196	1,599	..	7,752	..	34,581
Other Foreign Countries	344	..	4,162	3,896	..	462	..	4,651	2,074	..
TOTAL FOREIGN COUNTRIES	2,489	..	8,411	3,896	51,196	2,061	..	12,403	2,074	34,581
Share of Bengal	16,003	61	3,896	51,196	..	1,322	244	2,074	34,581
“ Bombay	63	17,044	919	36	20,647	500	..
“ Sind	2,145	..	604	1,599	..	622
“ Madras	344	1,499	103	462	1,325	245
TOTAL	2,489	17,645	18,612	4,815	51,196	2,061	3,133	31,659	2,574	34,581
Manufactured (I. J)—	Lbs.	Lbs.	Lbs.	Lbs.	Lbs.					
United Kingdom (including Channel Islands)	7,193	3,434	1,933	4,353	3,098	23,100	11,696	7,768	15,301	11,564
Aden and Dependencies	3,127	1,559	831	3,010	78	9,210	6,701	1,872	17,998	290
Bahrain Islands	754	125	1,431	3,436	25	1,914	500	5,005	9,862	96
Ceylon (excluding Maldives)	470	32	34	3,173	197	4,234	87	195	11,336	1,004
Straits Settlements	2,335	..	26	1,371	264	2,339	..	55	9,639	1,013
Other British Possessions	766	2,039	445	374	602	2,255	4,100	1,409	1,639	2,470
TOTAL BRITISH EMPIRE	15,195	7,179	4,740	13,522	4,264	43,649	23,084	16,204	65,720	16,437
Belgium	4,541	23,261
Muscat Territory and Trucial Oman	595	604	1,435	2,506	487	4,003	3,651	5,218	12,133	4,150
Other Native States in Arabia	1,254	6,293	..
China (exclusive of Hong- kong and Macao)	1,912	75	..	2,311	..	3,720	300	..	4,400	..
Japan	21	13,632	250	34,563	..
Other Foreign Countries	1,857	894	1,220	1,733	1,444	4,076	3,040	3,553	4,145	4,590
TOTAL FOREIGN COUNTRIES	4,364	1,633	2,676	21,631	6,472	17,698	6,991	9,021	61,589	32,001
Share of Bengal	3,600	2,075	..	11,039	4,606	5,554	4,176	..	25,444	23,447
“ Bombay	6,503	2,095	1,353	21,166	1,254	27,434	6,331	7,439	76,296	3,119
“ Sind	2,170	928	1,935	2,143	75	10,439	5,593	5,506	5,505	600
“ Madras	7,050	3,716	3,392	5,314	4,233	17,595	11,470	11,920	13,337	14,531
“ Burma	331	..	134	436	533	335	..	412	1,777	1,741
TOTAL	19,559	8,312	7,416	40,158	10,736	61,347	30,075	25,325	1,27,309	43,438
TOTAL TOBACCO	Lbs. 22,048	Lbs. 26,457	Lbs. 26,028	Lbs. 44,968	Lbs. 61,932	63,408	33,253	56,934	1,30,333	33,019

GENERAL EXPORTS

(824)

FOREIGN MERCHANDISE

No. 12—continued

ARTICLES, AND COUNTRIES OF FINAL DESTINATION, ALSO SHARE OF EACH PROVINCE	QUANTITY					VALUE				
	1931-32	1932-33	1933-34	1934-35	1935-36	1931-32	1932-33	1933-34	1934-35	1935-36
						₹	₹	₹	₹	₹
Toys and Requisites for Games and Sports (including Fishing Tackle, other than Fire-arms). (III U)—										
United Kingdom (including Channel Islands)	—	—	—	—	—	18,968	25,691	19,017	14,870	14
Union of South Africa	—	—	—	—	—	9,392	8,610	1,571
Kenya Colony	—	—	—	—	—	3,288	3,680	677	6,718	1
Other British Possessions	—	—	—	—	—	9,876	8,888	12,570	9,314	14
TOTAL BRITISH EMPIRE	—	—	—	—	—	41,078	48,469	33,835	29,697	34
Sweden	—	—	—	—	—	8,015	..	21
France	—	—	—	—	—	230	150	50	..	11
Iraq	—	—	—	—	—	8,681	808	2,798	8,562	11
Japan	—	—	—	—	—	42,314	291	2,421	4,766	11
Other Foreign Countries	—	—	—	—	—	12,864	16,088	10,079	14,010	11
TOTAL FOREIGN COUNTRIES	—	—	—	—	—	61,948	16,332	23,368	27,338	21
Share of Bengal	—	—	—	—	—	20,868	6,928	16,783	6,337	11
" Bombay	—	—	—	—	—	75,877	26,312	21,712	69,365	11
" Sind	—	—	—	—	—	4,397	14,228	8,976	9,161	11
" Madras	—	—	—	—	—	517	714	20	1,214	1
" Burma	—	—	—	—	—	1,969	1,898	1,791	625	11
TOTAL	—	—	—	—	—	1,02,968	59,801	57,198	56,935	111
Umbrellas (including Parasols and Sunshades) (III V)—										
Union of South Africa	2,748	740	..	144	..	5,100	860	..	200	..
Other British Possessions	3,822	220	2,837	4,668	5,537	5,705	500	2,735	3,669	6,11
TOTAL BRITISH EMPIRE	6,570	960	2,837	4,812	5,537	10,805	1,360	2,735	4,069	6,11
Portuguese East Africa	6,204	1,565	2,020	1,020	360	6,300	2,100	2,380	1,200	20
Other Foreign Countries	234	457	2,571	2,160	4,428	212	494	2,247	1,758	2,50
TOTAL FOREIGN COUNTRIES	6,438	2,022	4,591	3,180	4,788	6,512	2,594	4,577	2,958	2,50
Share of Bengal	3,200	2,400	4,730	11
" Bombay	9,859	2,981	7,471	7,272	7,972	12,498	3,940	7,287	6,249	7,711
" Sind	12	1	..	720	240	16	4	..	776	100
" Burma	37	..	7	..	13	87	..	25	..	75
TOTAL	13,009	2,982	7,478	7,992	10,225	17,317	3,944	7,312	7,025	8,443

No. 12—continued

ARTICLES, AND COUNTRIES OF FINAL DESTINATION; ALSO SHARE OF EACH PROVINCE	QUANTITY					VALUE				
	1931-32	1932-33	1933-34	1934-35	1935-36	1931-32	1932-33	1933-34	1934-35	1935-36
Vehicles (excluding Locomotives, etc., for Railways)—						R	R	R	R	R
<i>Carriages and carts (including Railway carriages) and parts thereof (III. O)—</i>										
United Kingdom (including Channel Islands)	—	—	—	—	—	2,77,814	1,51,474	1,53,282	1,46,341	1,41,191
Ceylon (excluding Maldives)	—	—	—	—	—	15,704	11,795	59,504	80,298	34,527
Straits Settlements	—	—	—	—	—	25,442	4,550	3,187	22,297	13,434
Commonwealth of Australia	—	—	—	—	—	3,000	—	7,045	265	3,885
Other British Possessions	—	—	—	—	—	5,611	3,271	14,695	3,810	3,306
TOTAL BRITISH EMPIRE	—	—	—	—	—	3,27,671	1,76,091	2,37,713	2,53,011	2,01,323
Germany	—	—	—	—	—	5,299	2,341	1,850	4,000	6,583
Netherlands	—	—	—	—	—	380	—	500	25,809	—
France	—	—	—	—	—	8,559	24,300	4,625	14,603	3,482
United States of America—										
<i>Via Atlantic Coast</i>	—	—	—	—	—	4,532	14,015	9,975	—	2,394
<i>" Pacific "</i>	—	—	—	—	—	145	1,250	—	—	—
Other Foreign Countries	—	—	—	—	—	9,219	4,560	15,344	9,024	12,079
TOTAL FOREIGN COUNTRIES	—	—	—	—	—	23,184	46,466	32,324	53,526	24,538
Share of Bengal	—	—	—	—	—	2,05,854	1,33,312	2,41,737	2,64,362	1,75,235
<i>Bombay</i>	—	—	—	—	—	5,310	2,218	253	6,703	1,731
<i>Sind</i>	—	—	—	—	—	300	—	250	1,000	410
<i>Madras</i>	—	—	—	—	—	175	15,983	14,434	2,500	13,616
<i>Burma</i>	—	—	—	—	—	32,166	31,044	13,213	31,972	34,869
TOTAL	—	—	—	—	—	3,55,705	2,22,557	2,70,037	3,06,537	2,25,861
Ships, parts of (including Launches and Boats) (III. O)—										
United Kingdom (including Channel Islands)	—	—	—	—	—	19,570	1,930	—	3,972	685
Ceylon (excluding Maldives)	—	—	—	—	—	—	—	—	—	6,000
Other British Possessions	—	—	—	—	—	—	00	—	550	250
TOTAL BRITISH EMPIRE	—	—	—	—	—	19,570	1,930	—	4,422	6,935
Netherlands	—	—	—	—	—	—	—	10,500	—	—
Other Foreign Countries	—	—	—	—	—	3,183	383	150	2,350	—
TOTAL FOREIGN COUNTRIES	—	—	—	—	—	3,183	383	10,650	2,350	—

GENERAL EXPORTS

FOREIGN MERCHANDISE

(826)

No. 12—continued

ARTICLES AND COUNTRIES OF FINAL DESTINATION; ALSO SHARE OF EACH PROVINCE	QUANTITY					VALUE				
	1931-32	1932-33	1933-34	1934-35	1935-36	1931-32	1932-33	1933-34	1934-35	1935-36
						₹	₹	₹	₹	₹
Vehicles (excluding Locomotives, etc., for Railways)—continued										
Ships, parts of (including Launches and Boats) (III. O)—continued										
Share of Bengal	—	—	—	—	—	20,800	403	800	5,752	..
" Bombay	—	—	—	—	—	1,843	75	150	370	8,311
" Madras	—	—	—	—	—	10,800	500	..
" Burma	—	—	—	—	—	610	1,295	..	350	..
TOTAL	—	—	—	—	—	23,753	2,373	10,650	6,772	6,911
OTHER SORTS (III. O)—										
United Kingdom (including Channel Islands)	—	—	—	—	—	3,51,372	3,07,576	4,24,327	3,02,206	4,35,622
Palestine	—	—	—	—	—	..	6,374
Aden and Dependencies	—	—	—	—	—	7,567	2,618	5,817	9,550	14,906
Bahrain Islands	—	—	—	—	—	9,025	2,550	2,275	6,022	12,222
Ceylon (excluding Maldives)	—	—	—	—	—	3,24,822	1,94,308	4,22,712	12,09,620	10,00,227
Straits Settlements	—	—	—	—	—	4,303	2,600	16,225	55,322	12,120
Hongkong	—	—	—	—	—	..	452	..	5,500	..
Union of South Africa	—	—	—	—	—	6,424	2,000	2,803	122	120
Zanzibar and Pemba	—	—	—	—	—	11,029	2,812	2,467	6,222	602
Kenya Colony	—	—	—	—	—	16,202	26,222	29,295	12,127	50,027
Tanganyika Territory	—	—	—	—	—	6,612	2,268	1,800	6,472	56,140
Anglo-Egyptian Sudan	—	—	—	—	—	..	2,700	26	22,500	..
Commonwealth of Australia	—	—	—	—	—	500	19,795	..	2,950	6,702
Other British Possessions	—	—	—	—	—	6,915	2,172	1,727	1,277	5,211
TOTAL BRITISH EMPIRE	—	—	—	—	—	7,44,844	6,50,761	9,75,597	17,97,159	16,58,720
Germany	—	—	—	—	—	1,426	9,241	922	14,622	22,400
Netherlands	—	—	—	—	—	..	750	70	..	6,812
Belgium	—	—	—	—	—	22,250	29,770	1,800	141	700
France	—	—	—	—	—	94,775	89,662	22,747	52,222	84,272
Portugal (including Azores and Madeira)	—	—	—	—	—	12,000	..
Italy (including Fiume)	—	—	—	—	—	26,079	50,245	70,752	65,712	70,202
Greece (including Crete)	—	—	—	—	—	6,000
Syria	—	—	—	—	—	1,225	291	..	2,000	605
Mascat Territory and Trucial Oman	—	—	—	—	—	2,222	2,222	22,222	12,222	14,112
Other Native States in Arabia	—	—	—	—	—	..	1,200	270	72,200	1,072
Iraq	—	—	—	—	—	2,464	2,722	2,722	2,172	6,722
Iran	—	—	—	—	—	47,222	42,247	22,222	54,222	55,240
Java	—	—	—	—	—	24,722	401	4,722	240	5,222
Siam	—	—	—	—	—	2,220	6,090	..	1,094	204
China (exclusive of Hongkong and Macao)	—	—	—	—	—	5,000	1,200	2,140	26,224	2,422
Egypt	—	—	—	—	—	12,120	9,754	2,090	26,027	2,200
Portuguese East Africa	—	—	—	—	—	2,429	10,272	2,122	1,210	2,112
Italian East Africa (Somaliland and Eritrea)	—	—	—	—	—	1,04,400
United States of America— Via Atlantic Coast	—	—	—	—	—	26,622	20,722	12,224	17,622	20,420
" Pacific	—	—	—	—	—	7,020	2,522	1,112
Other Foreign Countries	—	—	—	—	—	4,117	2,174	1,229	4,622	11,221
TOTAL FOREIGN COUNTRIES	—	—	—	—	—	2,56,409	2,50,490	2,04,010	4,46,512	5,06,229
Share of Bengal	—	—	—	—	—	1,426	..	20	222	2,424
" Bombay	—	—	—	—	—	2,12,212	7,42,242	9,09,722	12,52,200	19,29,024
" Sind	—	—	—	—	—	1,12,007	27,249	1,22,449	2,05,244	1,21,472
" Madras	—	—	—	—	—	1,72,147	27,272	1,05,242	1,27,272	20,219
" Burma	—	—	—	—	—	2,920	11,222	25,122	26,022	212
TOTAL	—	—	—	—	—	11,01,253	9,02,251	11,79,607	22,42,272	21,05,172
TOTAL VALUE OF VEHICLES	—	—	—	—	—	14,79,711	11,26,121	14,60,204	25,58,021	22,07,074

No. 12—continued

ARTICLES, AND COUNTRIES OF FINAL DESTINATION; ALSO SHARE OF EACH PROVINCE	QUANTITY					VALUE				
	1931-32	1932-33	1933-34	1934-35	1935-36	1931-32	1932-33	1933-34	1934-35	1935-36
Wax of all kinds (excluding tapers) (II. A)—						R	R	R	₹	₹
Cwts.	Cwts.	Cwts.	Cwts.	Cwts.						
United Kingdom (including Channel Islands)	14	369	224	10,834	..
Other British Possessions	2	54	28	101	219	110	1,233	540	3,385	4,103
TOTAL BRITISH EMPIRE	2	54	37	470	219	110	1,233	764	14,219	4,103
TOTAL FOREIGN COUNTRIES	16	..	3	54	10	980	..	187	840	300
Share of Bengal	14	53	13	214	865	272
" Bombay	13	..	5	13	12	1,090	..	327	1,460	390
" Sind	3	100	..
" Madras	369	39	10,834	489
" Burma	..	54	21	39	165	..	1,233	450	1,800	3,313
TOTAL	18	54	40	524	229	1,090	1,233	901	15,059	4,403
Wood and Timber—										
" Teak (II. B)—	Cubic tons	Cubic tons	Cubic tons	Cubic tons	Cubic tons					
TOTAL BRITISH EMPIRE	11	1,275
Iraq	9	99	51	2,105	12,911	8,281
Other Foreign Countries	11	4	3	2,231	829	881
TOTAL FOREIGN COUNTRIES	20	103	54	4,336	13,740	9,162
Share of Bombay	11	..	20	103	54	1,275	..	4,336	13,740	9,162
Other kinds of wood and timber (II. B)—										
United Kingdom (including Channel Islands)	—	—	—	—	—	405	5,940	3,102	9,260	4,700
Other British Possessions	—	—	—	—	—	3,815	1,404	1,125	820	3,432
TOTAL BRITISH EMPIRE	—	—	—	—	—	4,220	7,344	4,227	10,080	13,192
Iraq	—	—	—	—	—	4,809	5,498	220
Japan	—	—	—	—	—	..	10,830	4,315	2,175	730
Other Foreign Countries	—	—	—	—	—	3,268	4,492	1,863	2,933	3,315
TOTAL FOREIGN COUNTRIES	—	—	—	—	—	3,268	14,822	10,987	10,606	4,265
Share of Bengal	—	—	—	—	—	400	5,600	3,100	9,445	4,017
" Bombay	—	—	—	—	—	3,350	15,374	10,334	9,625	10,100
" Sind	—	—	—	—	—	3,058	1,352	1,230	1,016	390
" Madras	—	—	—	—	—	775
" Burma	—	—	—	—	—	2,960
TOTAL	—	—	—	—	—	7,488	22,226	15,214	20,686	17,467

GENERAL EXPORTS

(828)

FOREIGN MERCHANDISE

No. 12—continued

ARTICLES, AND COUNTRIES OF FINAL DESTINATION; ALSO SHARE OF EACH PROVINCE	QUANTITY					VALUE				
	1931-32	1932-33	1933-34	1934-35	1935-36	1931-32	1932-33	1933-34	1934-35	1935-36
Wood and Timber—continued										
MANUFACTURES OF WOOD, other (than FURNITURE AND CABINETWARE (H.L.G.)—										
United Kingdom (including Channel Islands)	—	—	—	—	—	7,60,202	4,11,788	2,08,920	2,52,516	2,70,421
Aden and Dependencies	—	—	—	—	—	220	6,346	100	1,470	2,70
Ceylon (excluding Maldives)	—	—	—	—	—	20,989	17,394	800	1,039	2,221
Other British Possessions	—	—	—	—	—	2,758	2,532	1,278	1,946	3,221
TOTAL BRITISH EMPIRE	—	—	—	—	—	7,94,176	4,28,110	2,11,198	2,56,980	2,87,711
TOTAL FOREIGN COUNTRIES	—	—	—	—	—	2,660	1,332	5,499	1,010	7,400
Share of Bengal	—	—	—	—	—	79,766	59,855	33,205	37,791	37,971
" <i>Bombay</i>	—	—	—	—	—	1,27,255	1,05,506	95,227	80,228	83,919
" <i>Sind</i>	—	—	—	—	—	1,52,240	1,02,201	71,226	62,246	67,576
" <i>Madras</i>	—	—	—	—	—	2,54,429	1,84,591	9,189	83,599	93,249
" <i>Burma</i>	—	—	—	—	—	13,296	7,294	6,479	2,965	2,419
TOTAL	—	—	—	—	—	7,96,985	4,39,442	2,16,697	2,58,990	2,95,111
Total value of wood and timber	—	—	—	—	—	2,05,192	4,01,669	2,26,247	2,52,276	2,81,730
Postal Articles (V)—										
United Kingdom (including Channel Islands)	—	—	—	—	—	1,19,657*	2,085*	48,661*	2,368*	2,553*
Gibraltar	—	—	—	—	—	377	396	31	447	..
Aden and Dependencies	—	—	—	—	—	45,789	..
Ceylon (excluding Maldives)	—	—	—	—	—	5,10,268	7,79,189	6,00,122	5,77,328	1,85,204
Straits Settlements	—	—	—	—	—	989	473	407	777	758
Union of South Africa	—	—	—	—	—	61,453	29,932	22,342	21,039	33,893
Zanzibar and Pemba	—	—	—	—	—	26,265	25,244	10,425	9,764	8,455
Kenya Colony	—	—	—	—	—	42,031	25,676	12,624	16,732	16,666
Tanganyika Territory	—	—	—	—	—	19,910	10,100	6,789	8,085	5,823
Uganda Protectorate	—	—	—	—	—	42,511	21,976	11,721	38,110	16,734
Somaliland Protectorate	—	—	—	—	—	655	496	39	28	..
Mauritius and Dependencies	—	—	—	—	—	6,379	1,842	1,062	2,768	2,556
Seychelles	—	—	—	—	—	722	278	..	66	169
Commonwealth of Australia	—	—	—	—	—	11,710	5,322	1,050	2,842	11,295
New Zealand	—	—	—	—	—	1,452	2,917	1,588	2,575	12,540
Fiji Islands	—	—	—	—	—	2,749	1,517	1,300	2,246	4,472
TOTAL BRITISH EMPIRE	—	—	—	—	—	8,46,329	9,08,860	7,14,821	5,32,022	5,05,997

* Figures of re-exports of postal articles to the United Kingdom from 1929-32 are incomplete, as most of these have been registered and distinguished under exports.

No. 12—continued

ARTICLES, AND COUNTRIES OF FINAL DESTINATION; ALSO SHARE OF EACH PROVINCE	QUANTITY					VALUE				
	1931-32	1932-33	1933-34	1934-35	1935-36	1931-32	1932-33	1933-34	1934-35	1935-36
Postal Articles (V)—continued						R	R	R	R	R
Denmark	—	—	—	—	—	..	160
Germany	—	—	—	—	—	..	10,181	12,524	9,800	3,462
France	—	—	—	—	—	1,38,665	1,60,747	3,23,485	2,69,629	89,042
Switzerland	—	—	—	—	—	18,132	21,184	15,179
Iraq	—	—	—	—	—	1,00,596	31,745	..	7,868	..
Iran	—	—	—	—	—	83,657	25,268	..	1,394	..
Java	—	—	—	—	—	152
Siam	—	—	—	—	—	940
French Indo-China	—	—	—	—	—	683	184	..	763	772
Philippines	—	—	—	—	—	1,988	452	..	726	9,802
China (exclusive of Hongkong and Macao)	—	—	—	—	—	2,628	1,858	2,957
Japan	—	—	—	—	—	6,016	1,544	2,845	3,564	8,822
Egypt	—	—	—	—	—	28,908	38,112	14,096	18,365	7,106
Portuguese East Africa	—	—	—	—	—	11,538	5,103	4,936	5,574	4,994
French Somaliland	—	—	—	—	—	4,250	2,465	2,147	1,504	3,075
United States of America— Vid Atlantic Coast	—	—	—	—	—	1,789	471	1,601
Haiti and St. Domingo	—	—	—	—	—	3,093	1,791	..	710	..
TOTAL FOREIGN COUNTRIES	—	—	—	—	—	3,82,018	2,78,198	3,76,556	3,42,929	1,45,221
Share of Bombay	—	—	—	—	—	5,65,808	3,90,356	4,75,016	4,29,822	2,08,776
" Madras	—	—	—	—	—	6,56,800	7,92,372	6,12,045	4,41,984	2,38,967
" Burma	—	—	—	—	—	8,024	3,830	4,316	3,145	3,475
TOTAL	—	—	—	—	—	12,30,242	11,86,558	10,91,877	8,74,951	4,61,218
All other Articles of mer- chandise—										
UNMANUFACTURED (II. 8)—										
United Kingdom (including Channel Islands)	—	—	—	—	—	5,609	3,723	90,245	7,022	92,960
Gibraltar	—	—	—	—	—	..	12,317
Other British Possessions	—	—	—	—	—	1,696	905	2,010	2,933	4,560
TOTAL BRITISH EMPIRE	—	—	—	—	—	7,305	17,544	92,255	9,955	97,520
Germany	—	—	—	—	—	14,483	41,332	1,01,009	1,02,145	1,055
Italy (including Finme)	—	—	—	—	—	24,000	2,000	600	10,020	..
China (exclusive of Hongkong and Macao)	—	—	—	—	—	..	10,300	..	150	1,061
United States of America— Vid Atlantic Coast	—	—	—	—	—	88,186	83,920	2,27,967	6,22,251	3,34,367
" Pacific "	—	—	—	—	—	16,107
Other Foreign Countries	—	—	—	—	—	10,591	3,900	3,505	10,398	9,190
TOTAL FOREIGN COUNTRIES	—	—	—	—	—	1,37,260	1,41,952	2,38,081	7,44,864	3,61,900
Share of Bengal	—	—	—	—	—	1,690	10,470	3,736	560	6,761
" Bombay	—	—	—	—	—	69,980	22,077	19,201	69,051	93,134
" Sind	—	—	—	—	—	89,345	1,95,549	4,06,434	6,94,853	3,69,428
" Madras	—	—	—	—	—	10	400	..	245	..
" Burma	—	—	—	—	—	40	..	975	107	100
TOTAL	—	—	—	—	—	1,44,568	1,59,496	4,30,336	7,54,819	4,89,429

GENERAL EXPORTS

FOREIGN MERCHANDISE

(830)

No. 12—concluded

ARTICLES, AND COUNTRIES OF FINAL DESTINATION; ALSO SHARE OF EACH PROVINCE	QUANTITY					VALUE				
	1931-32	1932-33	1933-34	1934-35	1935-36	1931-32	1932-33	1933-34	1934-35	1935-36
	R	R	R	R	R	R	R	R	R	R
All other Articles of merchandise—continued										
MANUFACTURED (III. U)—										
United Kingdom (including Channel Islands)	—	—	—	—	—	1,37,901	85,601	99,202	76,928	80,431
Palestine	—	—	—	—	—	600	8,248	450	..	260
Aden and Dependencies	—	—	—	—	—	6,558	4,090	1,758	4,375	5,253
Bahrain Islands	—	—	—	—	—	892	5,384	1,770	3,425	4,104
Ceylon (excluding Maldives)	—	—	—	—	—	62,044	70,688	16,773	12,794	3,342
Straits Settlements	—	—	—	—	—	3,655	5,500	2,951	4,252	2,998
Kenya Colony	—	—	—	—	—	3,765	7,206	3,157	9,005	5,513
Commonwealth of Australia	—	—	—	—	—	2,404	5,935	991	446	276
Other British Possessions	—	—	—	—	—	3,059	3,840	7,179	3,090	9,379
TOTAL BRITISH EMPIRE	—	—	—	—	—	2,28,122	1,96,289	1,97,236	1,21,100	90,022
Other Foreign Countries										
Denmark	—	—	—	—	—	100	—	1	10,768	..
Germany	—	—	—	—	—	5,898	4,720	3,423	270	9,445
Netherlands	—	—	—	—	—	1,743	4,920	2,000	..	5,921
France	—	—	—	—	—	9,039	2,369	3,876	..	47
Italy (including Fiume)	—	—	—	—	—	3,222	7,007	725	937	..
Iraq	—	—	—	—	—	12,331	11,523	4,778	3,534	10,133
Iran	—	—	—	—	—	4,494	6,427	11,400	5,925	6,334
Japan	—	—	—	—	—	2,268	2,407	19,752	5,321	26,108
Egypt	—	—	—	—	—	477	..	386	90,277	1,211
Italian East Africa (Somaliland and Eritrea)	—	—	—	—	—	65	163	35	..	38,534
United States of America—										
Via Atlantic Coast	—	—	—	—	—	1,02,978	3,925	1,644	7,376	4,377
" Pacific "	—	—	—	—	—	5	925	..	50	..
Other Foreign Countries	—	—	—	—	—	12,936	12,962	5,893	11,035	14,637
TOTAL FOREIGN COUNTRIES	—	—	—	—	—	1,55,646	62,868	58,622	1,41,041	1,26,168
Share of Bengal										
" Bombay	—	—	—	—	—	23,321	30,322	43,296	19,223	23,971
" Sind	—	—	—	—	—	3,22,109	1,46,323	1,25,436	2,18,221	1,51,976
" Madras	—	—	—	—	—	14,123	9,651	7,522	7,423	25,164
" Burma	—	—	—	—	—	18,458	72,471	12,036	17,090	2,479
"	—	—	—	—	—	5,799	575	1,722	5,324	2,294
TOTAL	—	—	—	—	—	3,68,329	2,59,252	1,90,758	2,62,141	2,16,170
GRAND TOTAL VALUE OF FOREIGN MERCHANDISE EXPORTED (exclusive of Government Stores)										
Share of Bengal	—	—	—	—	—	52,46,931	32,36,537	35,17,520	34,13,645	35,21,133
" Bombay	—	—	—	—	—	2,84,33,268	1,97,33,172	2,16,55,264	2,33,04,886	2,60,94,310
" Sind	—	—	—	—	—	91,41,349	60,69,776	64,92,897	57,12,123	53,36,433
" Madras	—	—	—	—	—	27,13,669	22,60,323	17,12,558	16,87,077	11,02,296
" Burma	—	—	—	—	—	10,51,094	3,94,622	3,92,410	3,93,927	9,59,665
TOTAL	—	—	—	—	—	4,65,86,260	3,21,93,446	3,41,78,569	3,54,56,716	3,76,54,792

No. 13

QUANTITY and VALUE of IMPORTS of GOVERNMENT STORES into BRITISH INDIA
in each official year from 1931-32 to 1935-36.

NOTE—(1) Articles imported by Government are subject to duty from 1924-25.

ARTICLES, AND COUNTRIES OF CONSIGNMENT; ALSO SHARE OF EACH PROVINCE	QUANTITY					VALUE				
	1931-32	1932-33	1933-34	1934-35	1935-36	1931-32	1932-33	1933-34	1934-35	1935-36
GOVERNMENT STORES—						R	R	R	R	R
Apparel (including dra- pery, uniforms, accoutre- ments, but excluding hosiery and boots and shoes)—										
United Kingdom (including Channel Islands)	—	—	—	—	—	7,77,207	4,07,048	8,53,374	4,17,017	8,80,842
Other British Possessions	—	—	—	—	—	1,287	144	76	898	1,098
TOTAL BRITISH EMPIRE	—	—	—	—	—	7,78,494	4,07,192	8,53,450	4,17,415	8,90,440
Germany	—	—	—	—	—	12,231
Iraq	—	—	—	—	—	25,808
Other Foreign Countries	—	—	—	—	—	414	86
TOTAL FOREIGN COUNTRIES	—	—	—	—	—	26,222	86	12,231
Share of Bengal	—	—	—	—	—	1,60,320	91,377	44,027	5,083	13,898
" Bombay	—	—	—	—	—	2,29,136	2,52,090	2,53,388	3,10,934	2,32,474
" Sind	—	—	—	—	—	3,66,763	1,08,876	37,320	70,082	86,917
" Madras	—	—	—	—	—	1,345	1,146	747	761	1,491
" Burma	—	—	—	—	—	47,743	43,234	35,292	29,955	5,660
TOTAL	—	—	—	—	—	8,04,716	4,97,228	8,70,684	4,17,415	8,90,440
Arms, Ammunition, and Military Stores—										
Firearms, and parts there- of—										
United Kingdom (including Channel Islands)	—	—	—	—	—	6,80,023	9,56,906	5,73,691	21,87,567	7,63,110
Other British Possessions	—	—	—	—	—	1,521	690	117
TOTAL BRITISH EMPIRE	—	—	—	—	—	6,80,023	9,56,906	5,75,212	21,88,257	7,63,227
China (exclusive of Hong- kong and Macao)	—	—	—	—	—	1,292	28,833	4,076	..	2,095
Other Foreign Countries	—	—	—	—	—	854	1,937
TOTAL FOREIGN COUNTRIES	—	—	—	—	—	2,146	30,770	4,076	..	2,095
Share of Bengal)	—	—	—	—	—	4,26,530	6,10,777	1,36,383	2,07,360	1,16,423
" Bombay	—	—	—	—	—	1,41,333	2,31,184	3,87,664	17,64,162	5,52,725
" Sind	—	—	—	—	—	79,452	1,06,377	35,020	2,13,473	32,439
" Madras	—	—	—	—	—	899	..	713	1,351	12,979
" Burma	—	—	—	—	—	34,005	38,338	30,808	1,821	1,751
TOTAL	—	—	—	—	—	6,82,769	9,87,676	5,79,288	21,88,257	7,65,322
Other sorts—										
United Kingdom (including Channel Islands)	—	—	—	—	—	16,28,152	28,13,271	17,41,045	24,25,162	10,90,403
Straits Settlements	—	—	—	—	—	1,056	45,208	42
Hongkong	—	—	—	—	—	12,309	..
Other British Possessions	—	—	—	—	—	..	1,793	1,612
TOTAL BRITISH EMPIRE	—	—	—	—	—	16,28,152	28,15,064	17,42,101	24,82,789	11,01,057
China (exclusive of Hongkong and Macao)	—	—	—	—	—	345	6,734	3,469
Other Foreign Countries	—	—	—	—	—	2,261	..	1,795	4,035	4,931
TOTAL FOREIGN COUNTRIES	—	—	—	—	—	2,506	6,734	1,795	4,035	8,400

GENERAL IMPORTS

(GOVERNMENT STORES)

No. 13—continued

ARTICLES, AND COUNTRIES OF CONSIGNMENT; ALSO CHARGE OF EACH PROVINCE	QUANTITY					VALUE				
	1931-32	1932-33	1933-34	1934-35	1935-36	1931-32	1932-33	1933-34	1934-35	1935-36
GOVERNMENT STORES— <i>continued</i> Arms, Ammunition, and Military Stores—continued <i>Other sorts—continued</i>										
Share of Bengal	—	—	—	—	—	76,637	96,997	1,77,429	8,08,362	1,24,213
" Bombay	—	—	—	—	—	2,93,608	3,36,109	3,37,865	6,22,861	4,69,299
" Sind	—	—	—	—	—	11,43,774	21,79,706	12,12,462	16,44,219	8,24,199
" Madras	—	—	—	—	—	1,291	6,993
" Borneo	—	—	—	—	—	9,391	3,927	16,249	8,221	294
TOTAL	—	—	—	—	—	16,23,068	22,21,708	17,43,998	24,86,204	11,09,497
Total value of Arms, Ammunition, and Military Stores—										
United Kingdom (including Channel Islands)	—	—	—	—	—	22,02,778	27,70,177	22,14,726	46,12,729	12,02,212
Straits Settlements	—	—	—	—	—	7,2,577	68,206	126
Hongkong	—	—	—	—	—	12,089	..
Other British Possessions	—	—	—	—	—	..	1,793	1,212
TOTAL BRITISH EMPIRE	—	—	—	—	—	22,02,778	27,71,970	22,17,312	46,71,026	12,04,256
China (exclusive of Hongkong and Macao)	—	—	—	—	—	1,527	25,567	4,078	..	1,544
Other Foreign Countries	—	—	—	—	—	3,115	1,927	1,795	4,025	4,221
TOTAL FOREIGN COUNTRIES	—	—	—	—	—	4,642	27,594	5,873	4,025	5,765
Share of Bengal	—	—	—	—	—	5,93,217	7,97,744	3,18,892	4,12,969	2,29,212
" Bombay	—	—	—	—	—	5,24,428	5,67,226	7,25,219	23,93,923	12,29,296
" Sind	—	—	—	—	—	12,35,598	24,26,523	12,42,422	18,57,223	6,29,229
" Madras	—	—	—	—	—	2,290	5,093	712	1,221	12,297
" Borneo	—	—	—	—	—	42,296	42,765	22,248	19,292	2,241
TOTAL	—	—	—	—	—	22,02,427	28,09,474	22,22,184	46,78,021	12,74,277
Books, printed, and printed matter (not being stationery), including maps and charts—										
United Kingdom (including Channel Islands)	—	—	—	—	—	2,01,010	2,25,142	1,52,762	1,60,927	2,26,221
Other British Possessions	—	—	—	—	—	211	..	160	265	21
TOTAL BRITISH EMPIRE	—	—	—	—	—	2,01,221	2,25,142	1,52,922	1,60,922	2,26,242
Germany	—	—	—	—	—	2,240	2,290	250	1,264	13,219
Other Foreign Countries	—	—	—	—	—	2,270	4,220	2,017	2,098	1,244
TOTAL FOREIGN COUNTRIES	—	—	—	—	—	4,510	6,510	2,267	3,362	14,463
Share of Bengal	—	—	—	—	—	2,00,229	1,98,726	24,222	17,219	22,229
" Bombay	—	—	—	—	—	60,278	23,269	26,729	1,97,298	1,27,277
" Sind	—	—	—	—	—	19,241	14,245	22,290	14,275	24,246
" Madras	—	—	—	—	—	20,271	19,229	15,292	22,222	17,245
" Borneo	—	—	—	—	—	9,766	11,213	9,219	1,665	224
TOTAL	—	—	—	—	—	2,09,227	2,28,212	1,62,229	1,64,244	2,27,298
Boots and Shoes—										
United Kingdom (including Channel Islands)	Pairs	Pairs	Pairs	Pairs	Pairs					
Other British Possessions					
TOTAL BRITISH EMPIRE	12	1,224	244	1,293	10,229	109	2,252	1,265	7,226	27,279
	9	..	16	111
TOTAL BRITISH EMPIRE	12	1,227	244	1,293	10,248	109	2,268	1,265	7,226	27,290

No. 13—continued

ARTICLES, AND COUNTRIES OF CONSIGNMENT; ALSO SHARE OF EACH PROVINCE	QUANTITY					VALUE				
	1931-32	1932-33	1933-34	1934-35	1935-36	1931-32	1932-33	1933-34	1934-35	1935-36
GOVERNMENT STORES— <i>continued</i>										
Boots and Shoes— <i>continued</i>	Pairs	Pairs	Pairs	Pairs	Pairs	R	R	R	R	R
Share of Bengal	2	21
" Bombay	12	59	114	15	570	109	586	907	113	2,914
" Sind	1,173	130	1,248	10,361	..	2,245	298	7,824	64,698
" Madras	3	62
" Burma	3	9	..	16	111
TOTAL	12	1,237	244	1,263	10,843	109	2,968	1,505	7,936	67,785
Building and Engineering materials, other than of iron, steel, or wood—										
Bricks and Tiles—										
Firebricks—	No.	No.	No.	No.	No.					
United Kingdom (including Channel Islands)	1,332	1,200	1,025	..	643	2,322	725	287	..	464
Share of Bombay	1,200	200	..	500	..	725	45	..	275
" Sind	825	..	143	242	..	189
" Burma	1,332	2,322
TOTAL	1,332	1,200	1,025	..	643	2,322	725	287	..	464
Other Bricks—	No.	No.	No.	No.	No.					
United Kingdom (including Channel Islands)	1,000	230	..
Share of Bombay	1,000	230	..
Tiles—	No.	No.	No.	No.	No.					
United Kingdom (including Channel Islands)	3,672	150	..	100	..	6,849	56	..	44	..
Germany	5,000	231
Share of Sind	5,000	231
" Madras	4,423	6,368
" Burma	4,250	150	..	100	..	433	56	..	44	..
TOTAL	3,672	150	..	100	5,000	6,849	56	..	44	231
Total Bricks and Tiles—	No.	No.	No.	No.	No.					
United Kingdom (including Channel Islands)	10,004	1,350	1,025	1,100	643	9,171	781	287	233	464
Germany	5,000	231
Share of Bombay	1,200	200	1,000	500	..	725	45	230	275
" Sind	825	..	5,143	242	..	430
" Madras	4,423	6,368
" Burma	5,582	150	..	100	..	2,305	56	..	44	..
TOTAL	10,004	1,350	1,025	1,100	5,643	9,171	781	287	233	695
Cement—	Tons	Tons	Tons	Tons	Tons					
United Kingdom (including Channel Islands)	3,927	2,856	..	1,790	1	1,92,004	1,30,671	78	78,229	632
TOTAL FOREIGN COUNTRIES	23
Share of Bengal	23
" Bombay	1	178	4	632
" Sind	78
" Burma	3,927	2,856	..	1,790	..	1,91,826	1,30,671	..	78,225	..
TOTAL	3,927	2,856	..	1,790	1	1,92,027	1,30,671	78	78,229	632

No. 13—continued

ARTICLES, AND COUNTRIES OF CONSIGNMENT; ALSO HABE OF EACH PROVINCE	QUANTITY					VALUE				
	1931-32	1932-33	1933-34	1934-35	1935-36	1931-32	1932-33	1933-34	1934-35	1935-36
GOVERNMENT STORES— <i>continued</i>						R	R	R	R	R
Drugs, Medicines, and Narcotics—continued										
Drugs—continued										
Quinine salts—										
Quinine sulphate or bisulphate—	Lbs.	Lbs.	Lbs.	Lbs.	Lbs.					
United Kingdom (including Channel Islands)	1	1	..	5	6	11	68
TOTAL FOREIGN COUNTRIES.	..	1	..	1	18	..	15	..
Share of Bombay	..	1	..	2	18	6	26	13
“ <i>Sind</i>	1	55
“ <i>Madras</i>	5
TOTAL	..	1	..	2	1	..	23	6	26	68
Quinine hydrochloride or dihydrochloride—	Lbs.	Lbs.	Lbs.	Lbs.	Lbs.					
United Kingdom (including Channel Islands)	135	215	78	152	202	2,497	3,520	1,080	1,184	3,611
TOTAL FOREIGN COUNTRIES	13	340
Share of Bengal	79	136	61	69	119	109	494	718	450	2,021
“ <i>Bombay</i>	3	30	11	7	71	1,028	948	346	271	1,052
“ <i>Sind</i>	51	27	10	31	2	1,316	1,014	284	225	158
“ <i>Burma</i>	2	22	4	3	10	51	1,064	173	235	380
TOTAL	135	215	86	152	202	2,497	3,520	1,420	1,184	3,611
Others—										
United Kingdom (including Channel Islands)	Lbs.	Lbs.	Lbs.	Lbs.	Lbs.					
United Kingdom (including Channel Islands)	166	28	286	9	34	4,568	1,149	1,216	464	893
TOTAL FOREIGN COUNTRIES	11
Share of Bengal	66	3	274	1	2	1,365	93	653	218	73
“ <i>Bombay</i>	19	19	4	7	13	364	709	136	60	148
“ <i>Sind</i>	108	6	3	1	19	3,010	343	347	161	693
“ <i>Burma</i>	2	25	65
TOTAL	166	28	286	9	34	4,570	1,149	1,216	464	893
Other sorts of drugs—										
United Kingdom (including Channel Islands)	—	—	—	—	—	60,472	39,243	31,930	35,689	53,626
TOTAL FOREIGN COUNTRIES .	—	—	—	—	—	3,483	1,645	1,209	55	1,630
Share of Bengal	—	—	—	—	—	39,011	27,595	..	26,398	22,279
“ <i>Bombay</i>	—	—	—	—	—	333	1,663	91	32	..
“ <i>Sind</i>	—	—	—	—	—	1,116	..	7
“ <i>Madras</i>	—	—	—	—	—	20,980	7,334	31,067	9,181	10,778
“ <i>Burma</i>	—	—	—	—	—	1,986	4,401	1,984	163	12,449
TOTAL	—	—	—	—	—	63,955	40,893	33,139	35,744	55,508

GENERAL IMPORTS

(836)

(GOVERNMENT STORES)

No. 13—continued

ARTICLES, AND COUNTRIES OF CONSIGNMENT; ALSO SHARE OF EACH PROVINCE	QUANTITY					VALUE				
	1931-32	1932-33	1933-34	1934-35	1935-36	1931-32	1932-33	1933-34	1934-35	1935
GOVERNMENT STORES— <i>continued</i>						R	R	R	R	
Drugs, Medicines, and Narcotics—concluded										
<i>Medicines and Narcotics—</i>										
United Kingdom (including Channel Islands)	—	—	—	—	—	4,06,696	3,30,366	2,64,547	2,32,392	2
Other British Possessions	—	—	—	—	—	100	2,164	..	302	
TOTAL BRITISH EMPIRE	—	—	—	—	—	4,06,696	3,32,530	2,64,547	2,32,754	2
Germany	—	—	—	—	—	17,560	14,365	10,812	13,495	
Other Foreign Countries	—	—	—	—	—	4,083	894	2,876	3,057	
TOTAL FOREIGN COUNTRIES	—	—	—	—	—	21,643	15,259	13,788	16,552	
<i>Share of Bengal</i>	—	—	—	—	—	8,731	3,027	10,371	11,844	
“ Bombay	—	—	—	—	—	1,16,334	84,774	32,354	67,435	
“ Sind	—	—	—	—	—	89,209	62,923	46,874	66,780	
“ Madras	—	—	—	—	—	2,12,911	1,79,125	1,22,420	1,94,269	
“ Burma	—	—	—	—	—	18,774	17,920	2,514	19,985	
TOTAL	—	—	—	—	—	4,28,669	3,47,779	2,78,335	2,50,306	
<i>Total value of Drugs, Medicines and Narcotics—</i>										
United Kingdom (including Channel Islands)	—	—	—	—	—	4,74,433	3,74,278	2,98,779	2,70,741	131
Other British Possessions	—	—	—	—	—	100	2,164	..	302	
TOTAL BRITISH EMPIRE	—	—	—	—	—	4,74,533	3,76,442	2,98,779	2,71,102	131
Germany	—	—	—	—	—	19,624	15,830	12,133	12,545	11
Other Foreign Countries	—	—	—	—	—	5,823	1,092	2,204	2,017	1
TOTAL FOREIGN COUNTRIES	—	—	—	—	—	25,447	16,922	14,337	14,562	12
<i>Share of Bengal</i>	—	—	—	—	—	43,199	31,216	29,778	22,710	11
“ Bombay	—	—	—	—	—	1,17,549	82,312	32,978	67,245	11
“ Sind	—	—	—	—	—	25,651	64,979	46,212	66,169	4
“ Madras	—	—	—	—	—	2,24,291	1,86,294	1,23,477	1,94,611	12
“ Burma	—	—	—	—	—	18,790	22,296	10,672	19,463	1
TOTAL	—	—	—	—	—	4,99,990	3,92,864	3,14,116	2,87,734	23
Earthenware and Porcelain—										
<i>Earthenware (including pipes)—</i>										
United Kingdom (including Channel Islands)	—	—	—	—	—	31,447	19,568	12,028	21,578	1
TOTAL FOREIGN COUNTRIES	—	—	—	—	—	161	452	..	889	
<i>Share of Bengal</i>	—	—	—	—	—	7,419	2,502	1,121	1,986	
“ Bombay	—	—	—	—	—	12,722	15,023	6,722	14,769	
“ Sind	—	—	—	—	—	2,722	..	761	1,170	
“ Madras	—	—	—	—	—	2,155	1,265	2,075	2,266	
“ Burma	—	—	—	—	—	1,514	1,231	872	6,188	
TOTAL	—	—	—	—	—	31,608	20,021	12,028	22,417	1
Porcelain—										
<i>Electrical—</i>										
United Kingdom (including Channel Islands)	—	—	—	—	—	222	..	14	2,315	
Germany	—	—	—	—	—	..	49	

No. 13—continued

ARTICLES, AND COUNTRIES OF CONSIGNMENT; ALSO SHARE OF EACH PROVINCE	QUANTITY					VALUE				
	1931-32	1932-33	1933-34	1934-35	1935-36	1931-32	1932-33	1933-34	1934-35	1935-36
GOVERNMENT STORES— continued										
Earthenware and Porce- lain—continued										
<i>Porcelain—contd.</i>										
Share of Bombay	—	—	—	—	—	4
“ Sind	—	—	—	—	—	80
“ Madras	—	—	—	—	—	222	49	14	2,218	37
TOTAL	—	—	—	—	—	222	49	14	2,218	121
Other kinds—										
United Kingdom (including Channel Islands)	—	—	—	—	—	9,606	9,069	4,554	3,708	4,072
TOTAL FOREIGN COUNTRIES	—	—	—	—	—	930	876	182	98	148
Share of Bengal	—	—	—	—	—	1,060	1,938	1,192	585	1,128
“ Bombay	—	—	—	—	—	379	19	1,398	1,157	645
“ Sind	—	—	—	—	—	7,559	6,845	1,650	1,780	2,368
“ Madras	—	—	—	—	—	338	642	195	254	45
“ Burma	—	—	—	—	—	253	..	44
TOTAL	—	—	—	—	—	9,936	9,444	4,689	3,776	4,220
Total value of Earthenware and Porcelain (including pipes of earthenware)—										
United Kingdom (including Channel Islands)	—	—	—	—	—	41,274	28,637	16,596	27,504	19,854
TOTAL FOREIGN COUNTRIES	—	—	—	—	—	491	877	182	907	851
Share of Bengal	—	—	—	—	—	9,079	4,440	2,313	1,071	1,548
“ Bombay	—	—	—	—	—	14,111	15,048	3,194	16,916	9,363
“ Sind	—	—	—	—	—	11,347	6,846	2,411	2,980	3,779
“ Madras	—	—	—	—	—	5,715	1,056	2,384	4,738	2,089
“ Burma	—	—	—	—	—	1,514	1,231	1,626	3,186	3,932
TOTAL	—	—	—	—	—	41,766	29,614	16,728	28,411	20,705
Glass and Glassware—										
<i>Bottles and phials—</i>										
United Kingdom (including Channel Islands)	Gross 3,364	Gross 2,950	Gross 2,702	Gross 2,650	Gross 2,300	1,05,486	89,784	76,830	65,022	80,694
Ceylon (excluding Maldives)	2
Total British Empire	3,364	2,950	2,702	2,650	2,300	1,05,486	89,784	76,830	65,022	80,696
TOTAL FOREIGN COUNTRIES	625	8	208	10	224	1,267	139	1,603	526	1,530
Share of Bengal	19	727	364	116	83	800	9,098	4,229	4,130	2,183
“ Bombay	1,872	786	691	548	336	25,814	28,429	13,271	18,340	20,210
“ Sind	826	638	457	174	226	14,811	17,940	8,932	5,934	6,583
“ Madras	1,817	707	1,872	1,037	1,353	59,743	26,671	49,173	23,718	50,510
“ Burma	255	301	126	785	116	5,586	5,791	3,028	3,426	2,740
TOTAL	3,989	2,052	2,910	2,680	2,614	1,06,753	89,428	78,633	65,548	82,226

GENERAL IMPORTS
(GOVERNMENT STORES)

No. 13—continued

ARTICLES AND COUNTRIES OF CONSIGNMENT; ALSO SHARE OF EACH PROVINCE	QUANTITY					VALUE			
	1931-32	1932-33	1933-34	1934-35	1935-36	1931-32	1932-33	1933-34	1934-35
GOVERNMENT STORES— continued									
Glass and Glassware— continued									
<i>Other glassware—</i>									
United Kingdom (including Channel Islands)	—	—	—	—	—	1,35,984	86,408	70,771	55,306
Other British Possessions	—	—	—	—	—	10	—	—	—
TOTAL BRITISH EMPIRE	—	—	—	—	—	1,35,994	86,408	70,771	55,306
Germany	—	—	—	—	—	27,900	28,723	46,858	30,463
Other Foreign Countries	—	—	—	—	—	2,968	2,900	2,802	734
TOTAL FOREIGN COUNTRIES	—	—	—	—	—	31,868	42,623	50,160	37,217
<i>Share of Bengal</i>	—	—	—	—	—	42,762	25,678	26,667	17,106
" Bombay	—	—	—	—	—	21,433	37,330	46,116	31,361
" Sind	—	—	—	—	—	23,723	19,197	18,264	9,971
" Madras	—	—	—	—	—	46,816	39,841	22,422	24,969
" Burma	—	—	—	—	—	14,922	7,817	9,133	6,171
TOTAL	—	—	—	—	—	1,67,862	1,29,026	1,20,931	93,613
Total value of Glass and Glass- ware—									
United Kingdom (including Channel Islands)	—	—	—	—	—	2,41,470	1,76,187	1,47,001	1,21,421
Other British Possessions	—	—	—	—	—	10	—	—	—
TOTAL BRITISH EMPIRE	—	—	—	—	—	2,41,480	1,76,187	1,47,001	1,21,421
Germany	—	—	—	—	—	29,118	28,723	46,661	30,963
Other Foreign Countries	—	—	—	—	—	4,087	4,089	2,302	773
TOTAL FOREIGN COUNTRIES	—	—	—	—	—	33,205	42,702	51,963	37,743
<i>Share of Bengal</i>	—	—	—	—	—	43,608	44,764	29,728	21,256
" Bombay	—	—	—	—	—	27,227	45,728	49,286	33,767
" Sind	—	—	—	—	—	23,843	17,127	16,276	15,006
" Madras	—	—	—	—	—	1,15,687	62,819	71,906	39,827
" Burma	—	—	—	—	—	19,666	12,202	12,561	9,177
TOTAL	—	—	—	—	—	2,74,685	2,18,949	1,99,564	1,59,164
Hardware and Cutlery, including agricultural implements and plated- ware—									
United Kingdom (including Channel Islands)	—	—	—	—	—	10,04,420	5,06,315	4,80,980	4,49,790
Other British Possessions	—	—	—	—	—	510	138	1,420	2,682
TOTAL BRITISH EMPIRE	—	—	—	—	—	10,04,930	5,06,453	4,82,400	4,52,472
Germany	—	—	—	—	—	21,159	7,485	6,159	6,245

No. 13—continued

ARTICLES, AND COUNTRIES OF CONSIGNMENT; ALSO SHARE OF EACH PROVINCE	QUANTITY					VALUE				
	1981-82	1982-83	1983-84	1984-85	1985-86	1981-82	1982-83	1983-84	1984-85	1985-86
GOVERNMENT STORES— <i>continued</i>						R	R	R	R	R
Hardware and Cutlery, <i>including agricultural implements and plated ware—continued</i>										
United States of America—										
Vid Atlantic Coast . . .	—	—	—	—	—	22,512	1,716	9,816	5,628	4,127
" Pacific " . . .	—	—	—	—	—	5,290	887	..	491	71
Other Foreign Countries . .	—	—	—	—	—	36	13	1,751	1,378	4,965
TOTAL FOREIGN COUNTRIES . .	—	—	—	—	—	48,907	9,601	17,728	14,048	15,790
Share of Bengal . . .	—	—	—	—	—	1,13,958	74,592	78,659	71,641	83,360
" Bombay . . .	—	—	—	—	—	2,08,628	1,23,901	97,563	1,24,197	2,09,121
" Sind . . .	—	—	—	—	—	5,74,433	2,29,899	1,81,528	2,06,307	2,45,933
" Madras . . .	—	—	—	—	—	91,680	70,911	23,293	22,368	63,428
" Burma . . .	—	—	—	—	—	87,397	17,643	63,489	38,488	23,044
TOTAL . . .	—	—	—	—	—	10,83,927	5,16,051	4,50,182	4,68,501	6,24,884
Instruments, Apparatus, and Appliances, and parts thereof—										
<i>Musical—</i>										
United Kingdom (including Channel Islands) . . .	—	—	—	—	—	15,136	7,634	14,078	11,322	15,020
TOTAL FOREIGN COUNTRIES . .	—	—	—	—	—	..	225	120
Share of Bengal . . .	—	—	—	—	—	1,615	2,100	903	1,283	2,478
" Bombay . . .	—	—	—	—	—	6,551	2,583	9,672	1,733	3,350
" Sind . . .	—	—	—	—	—	6,684	1,440	3,233	5,518	7,453
" Madras . . .	—	—	—	—	—	1,770	1,584	173	2,568	765
" Burma . . .	—	—	—	—	—	518	152	1,098	190	1,080
TOTAL . . .	—	—	—	—	—	15,136	7,859	14,078	11,322	15,146
Photographic—										
United Kingdom (including Channel Islands) . . .	—	—	—	—	—	1,97,515	1,41,201	1,13,259	1,36,220	1,01,341
Germany . . .	—	—	—	—	—	8,258	88	1,890	1,870	1,630
Other Foreign Countries . . .	—	—	—	—	—	4,284	323	1,671	545	2,057
TOTAL FOREIGN COUNTRIES . .	—	—	—	—	—	12,637	356	3,561	2,415	3,748
Share of Bengal . . .	—	—	—	—	—	10,943	5,332	11,228	6,169	513
" Bombay . . .	—	—	—	—	—	19,615	99,269	29,006	29,579	13,779
" Sind . . .	—	—	—	—	—	1,20,337	87,221	12,407	12,240	9,516
" Madras . . .	—	—	—	—	—	87,524	46,396	63,314	90,736	81,276
" Burma . . .	—	—	—	—	+	1,633	489	265	161	..
TOTAL . . .	—	—	—	—	—	2,10,052	1,41,647	1,16,320	1,38,635	1,05,034

GENERAL IMPORTS

(840)

(GOVERNMENT STORES)

No. 13—continued

ARTICLES, AND COUNTRIES OF CONSIGNMENT; ALSO SHARE OF EACH PROVINCE	QUANTITY					VALUE				
	1931-32	1932-33	1933-34	1934-35	1935-36	1931-32	1932-33	1933-34	1934-35	1935-36
GOVERNMENT STORES— <i>continued</i>										
Instruments, Apparatus and Appliances, and parts thereof— <i>continued</i>										
Other kinds—										
United Kingdom (including Channel Islands)	—	—	—	—	—	22,03,423	13,92,311	9,96,797	11,71,110	11,40,122
Other British Possessions	—	—	—	—	—	1,577	1,768	771	880	406
TOTAL BRITISH EMPIRE	—	—	—	—	—	23,55,000	13,94,079	9,97,568	11,71,990	11,40,528
Germany	—	—	—	—	—	1,26,171	49,889	82,514	1,00,348	1,10,724
Netherlands	—	—	—	—	—	1,364	1,158	—	7,377	353
France	—	—	—	—	—	3,625	361	9,335	15,971	5,819
Italy (including Fiume)	—	—	—	—	—	595	10,235	1,695	305	732
United States of America—										
Fid. Atlantic Coast	—	—	—	—	—	3,37,370	41,955	13,768	47,188	33,937
" Pacific "	—	—	—	—	—	—	1,720	368	—	195
Other Foreign Countries	—	—	—	—	—	5,242	1,553	2,978	2,383	7,362
TOTAL FOREIGN COUNTRIES	—	—	—	—	—	6,74,767	1,06,921	92,158	1,74,077	1,50,182
Share of Bengal	—	—	—	—	—	9,11,481	2,73,793	1,48,317	1,76,403	1,61,967
" Bombay	—	—	—	—	—	3,97,243	3,22,692	2,26,317	2,73,319	2,34,326
" Sind	—	—	—	—	—	10,63,913	6,57,949	6,17,365	4,82,844	5,42,753
" Madras	—	—	—	—	—	6,41,992	1,33,719	1,91,433	2,37,995	2,45,543
" Burma	—	—	—	—	—	1,25,132	65,377	66,391	77,164	63,479
TOTAL	—	—	—	—	—	29,39,767	15,01,500	10,89,726	13,46,017	12,90,610
Total value of Instruments, Apparatus, and Appliances, and parts thereof—										
United Kingdom (including Channel Islands)	—	—	—	—	—	24,76,074	15,41,736	11,24,129	12,13,632	12,56,434
Other British Possessions	—	—	—	—	—	1,577	1,768	771	880	406
TOTAL BRITISH EMPIRE	—	—	—	—	—	24,77,651	15,43,504	11,24,900	12,19,482	12,56,840
Germany	—	—	—	—	—	1,26,424	50,147	84,404	1,02,218	1,12,430
Netherlands	—	—	—	—	—	1,364	1,158	—	7,377	353
France	—	—	—	—	—	3,625	329	11,401	15,971	5,819
Italy (including Fiume)	—	—	—	—	—	595	10,235	1,695	305	732
United States of America—										
Fid. Atlantic Coast	—	—	—	—	—	5,41,554	41,955	13,768	47,733	35,927
" Pacific "	—	—	—	—	—	—	1,720	368	—	195
Other Foreign Countries	—	—	—	—	—	5,242	1,608	4,188	2,383	7,558
TOTAL FOREIGN COUNTRIES	—	—	—	—	—	6,67,304	1,07,502	95,719	1,76,492	1,63,001
Share of Bengal	—	—	—	—	—	9,24,039	2,33,325	1,21,548	1,39,335	1,04,043
" Bombay	—	—	—	—	—	4,32,109	3,54,514	2,25,698	2,94,173	2,11,953
" Sind	—	—	—	—	—	11,39,339	7,15,710	6,32,003	5,01,003	5,63,722
" Madras	—	—	—	—	—	5,01,338	2,31,099	2,55,020	4,20,180	3,37,607
" Burma	—	—	—	—	—	1,27,282	65,335	66,343	77,615	63,539
TOTAL	—	—	—	—	—	31,64,055	16,51,006	12,20,619	14,95,974	14,19,891

No. 13—continued

ARTICLES, AND COUNTRIES OF CONSIGNMENT; ALSO SHARE OF EACH PROVINCE	QUANTITY					VALUE				
	1931-32	1932-33	1933-34	1934-35	1935-36	1931-32	1932-33	1933-34	1934-35	1935-36
GOVERNMENT STORES— <i>continued</i>						R	R	R	R	R
Leather—										
<i>Unwrought—</i>										
United Kingdom (including Channel Islands)	Cwts. 11	Cwts. 19	Cwts. 7	Cwts. 18	Cwts. 20	7,821	7,329	2,082	6,276	5,980
TOTAL FOREIGN COUNTRIES.	20	..
<i>Share of Bengal</i>	3	8	20	2,835	..	728	1,152	5,869
" <i>Bombay</i>	2	4	..	854	121
" <i>Sind</i>	6	14	4	3,632	6,676	200	3,024	..
" <i>Burma</i>	..	5	5	18	653	457	1,558	..
TOTAL	11	19	7	18	20	7,821	7,329	2,082	6,304	5,980
Manufactures—										
Saddlery and Harness—										
TOTAL BRITISH EMPIRE	—	—	—	—	—	..	121	..	43	694
China (exclusive of Hongkong and Macao)	—	—	—	—	—	2,358	..	218
<i>Share of Bengal</i>	—	—	—	—	—	2,358	..	218	43	54
" <i>Sind</i>	—	—	—	—	—	..	121	640
TOTAL	—	—	—	—	—	2,358	121	218	43	694
Other sorts (excluding boots and shoes)—										
United Kingdom (including Channel Islands)	—	—	—	—	—	15,038	6,011	54,459	39,907	19,256
TOTAL FOREIGN COUNTRIES.	—	—	—	—	—	128
<i>Share of Bengal</i>	—	—	—	—	—	10,668	2,926	7,876	1,311	4,934
" <i>Bombay</i>	—	—	—	—	—	2,374	2,108	1,914	11,648	2,136
" <i>Sind</i>	—	—	—	—	—	738	543	4,306	5,727	2,045
" <i>Madras</i>	—	—	—	—	—	1,058	428	38,360	1,912	2,130
" <i>Burma</i>	—	—	—	—	—	2,131	18,809	11
TOTAL	—	—	—	—	—	15,038	6,011	54,587	39,907	19,256
Total value of Leather	—	—	—	—	—	24,717	13,461	56,857	46,364	25,930
Liquors—										
<i>Ale, Beer and Porter</i>	Gals. ..	Gals. ..	Gals. ..	Gals. ..	Gals.
Spirit—										
Total British Empire	Gals. 102	Gals. 54	Gals. 28	Gals. 114	Gals. 97	2,781	498	487	1,583	1,054
TOTAL FOREIGN COUNTRIES	191	165	169	125	102	1,699	2,067	1,657	1,295	1,621

GENERAL IMPORTS

(GOVERNMENT STORES)

(842)

No. 13—continued

ARTICLES, AND COUNTRIES OF CONSIGNMENT; ALSO SHARE OF EACH PROVINCE	QUANTITY					ALUM				
	1931-32	1932-33	1933-34	1934-35	1935-36	1931-32	1932-33	1933-34	1934-35	1935-36
GOVERNMENT STORES— <i>continued</i>										
Liquors—continued										
<i>Spirits—continued</i>										
Share of Bengal, . . .	Gals. 46	Gals. 39	Gals. 64	Gals. 74	Gals. 64	B 339	B 644	B 408	B 626	B 676
" Bombay, . . .	165	74	65	56	119	3,901	1,978	1,916	1,995	1,906
" Sind . . .	66	33	65	58	67	816	441	489	485	643
" Madras	3	49
" Burma . . .	17	16	3	33	17	132	196	84	398	111
TOTAL	299	209	197	249	259	4,480	2,559	2,144	2,578	2,676
Wines—										
United Kingdom (including Channel Islands) . . .	Gals. ..	Gals. 2	Gals. ..	Gals. ..	Gals. ..	B ..	B 36	B ..	B ..	B ..
Share of Bombay	2	36
Total Liquors	299	211	197	249	259	4,480	2,596	2,144	2,578	2,676
Machinery and Millwork— <i>Locomotive Engines and tenders and parts thereof for Railways—</i>										
United Kingdom (including Channel Islands) . . .	—	—	—	—	—	37,06,524	9,71,410	19,00,013	6,24,465	10,96,182
Ceylon (excluding Maldives) . . .	—	—	—	—	—	10,680	..
TOTAL BRITISH EMPIRE	—	—	—	—	—	37,06,524	9,71,410	19,00,013	6,35,065	10,96,182
Sweden . . .	—	—	—	—	—	28,662	25,458	52,221
Germany . . .	—	—	—	—	—	25,75,776	1,10,710	4,14,216	2,56,162	22,21,221
Netherlands . . .	—	—	—	—	—	18,975	1,34,968
Belgium . . .	—	—	—	—	—	1,28,128	96,446	1,17,728	1,84,341	1,80,751
France . . .	—	—	—	—	—	4,888	..	16,104
Italy (including Fiume) . . .	—	—	—	—	—	2,78,947	20,804	92,807	2,42,216	22,991
Austria . . .	—	—	—	—	—	52,218
Other Foreign Countries . . .	—	—	—	—	—	5,153	2,792
TOTAL FOREIGN COUNTRIES	—	—	—	—	—	30,06,696	2,72,418	6,92,557	7,00,664	26,92,068
Share of Bengal . . .	—	—	—	—	—	11,47,839	5,21,022	17,45,322	6,03,010	25,97,969
" Bombay . . .	—	—	—	—	—	9,94,118	200	22,271	2,430	1,275
" Sind . . .	—	—	—	—	—	40,66,721	4,49,283	6,90,640	6,53,529	17,22,233
" Madras . . .	—	—	—	—	—	1,225	..	2,522
" Burma . . .	—	—	—	—	—	2,16,548	2,83,227	56,401	76,680	49,221
TOTAL	—	—	—	—	—	67,18,220	12,43,828	25,82,570	13,26,789	43,90,250
Steam Engines and parts (other than locomotives)—										
United Kingdom (including Channel Islands) . . .	—	—	—	—	—	95,554	2,805	8,993	4,464	29,669
TOTAL FOREIGN COUNTRIES	—	—	—	—	—	4,163
Share of Bengal . . .	—	—	—	—	—	7,227	..	447
" Bombay . . .	—	—	—	—	—	17,364	2,661	5,219	25	25,861
" Sind . . .	—	—	—	—	—	375	413
" Madras . . .	—	—	—	—	—	2,723	138	..	73	7,299
" Burma . . .	—	—	—	—	—	74,893	11	..	4,368	5,659
TOTAL	—	—	—	—	—	95,554	2,805	12,146	4,464	29,669

No. 13—continued

ARTICLES AND COUNTRIES OF CONSIGNMENT; ALSO SHARE OF EACH PROVINCE	QUANTITY					VALUE				
	1931-32	1932-33	1933-34	1934-35	1935-36	1931-32	1932-33	1933-34	1934-35	1935-36
GOVERNMENT STORES— <i>continued</i>						R	R	R ₁	R	R
Machinery and Millwork— <i>continued</i>										
<i>Other sorts of Machinery—</i>										
United Kingdom (including Channel Islands)	—	—	—	—	—	32,01,818	13,72,493	7,92,869	7,26,905	9,93,048
Straits Settlements	—	—	—	—	—	200	..	6,820	..	3,714
Other British Possessions	—	—	—	—	—	186	..	2,898	165	100
TOTAL BRITISH EMPIRE	—	—	—	—	—	32,92,204	13,72,493	8,02,582	7,26,770	9,96,862
Germany	—	—	—	—	—	5,24,331	1,17,618	5,98,334	1,89,684	54,532
Netherlands	—	—	—	—	—	36,645	..	852	..	738
Belgium	—	—	—	—	—	5,76,339	9,039	2,034	19,344	52,632
Switzerland	—	—	—	—	—	..	95	9,348
France	—	—	—	—	—	1,568	47,052
Italy (including Fiume)	—	—	—	—	—	3,502	75,431	59,638	1,919	629
Hungary	—	—	—	—	—	90,052
United States of America—										
<i>Via Atlantic Coast</i>	—	—	—	—	—	1,62,340	48,625	19,007	21,015	68,427
<i>" Pacific " " "</i>	—	—	—	—	—	1,438
Other Foreign Countries	—	—	—	—	—	50	604	5,686	..	3,536
TOTAL FOREIGN COUNTRIES	—	—	—	—	—	18,06,263	2,51,412	7,85,451	2,31,962	2,27,546
Share of Bengal	—	—	—	—	—	3,61,253	3,78,396	33,313	1,38,168	2,34,359
<i>" Bombay</i>	—	—	—	—	—	3,49,973	1,03,201	7,74,442	3,53,339	1,62,372
<i>" Sind</i>	—	—	—	—	—	9,37,034	3,93,691	1,35,998	2,53,321	5,93,249
<i>" Madras</i>	—	—	—	—	—	23,31,298	5,63,346	4,25,366	1,69,257	1,13,433
<i>" Burma</i>	—	—	—	—	—	1,13,361	2,64,771	1,69,176	40,199	1,35,630
TOTAL	—	—	—	—	—	45,98,467	16,23,905	15,88,033	9,58,732	12,24,403
Total value of Machinery and Millwork—										
United Kingdom (including Channel Islands)	—	—	—	—	—	70,93,896	23,46,703	27,01,375	13,55,534	27,30,899
Straits Settlements	—	—	—	—	—	200	..	6,820	..	3,714
Other British Possessions	—	—	—	—	—	186	..	2,898	165	100
TOTAL BRITISH EMPIRE	—	—	—	—	—	70,94,282	23,46,703	27,11,593	13,55,699	27,34,713
Sweden	—	—	—	—	—	23,692	25,453	760	10,630	55,517
Germany	—	—	—	—	—	31,00,157	2,37,323	10,13,150	4,44,346	22,85,863
Netherlands	—	—	—	—	—	36,645	..	852	13,975	1,25,696
Belgium	—	—	—	—	—	7,04,467	1,05,435	1,23,014	2,03,635	2,33,433
France	—	—	—	—	—	1,568	..	4,333	..	63,156
Switzerland	—	—	—	—	—	..	95	9,348
Italy (including Fiume)	—	—	—	—	—	2,77,449	1,06,235	1,52,445	2,44,135	83,520
Austria	—	—	—	—	—	..	100	52,313
Hungary	—	—	—	—	—	90,052
United States of America—										
<i>Via Atlantic Coast</i>	—	—	—	—	—	1,66,337	48,625	19,903	21,015	72,129
<i>" Pacific " " "</i>	—	—	—	—	—	1,438
Other Foreign Countries	—	—	—	—	—	1,256	504	4,926	..	300
TOTAL FOREIGN COUNTRIES	—	—	—	—	—	43,12,959	5,23,630	14,72,161	9,43,236	29,18,614
Share of Bengal	—	—	—	—	—	20,09,091	9,09,934	13,36,373	7,41,166	26,22,775
<i>" Bombay</i>	—	—	—	—	—	19,61,943	1,11,063	8,68,032	3,54,334	1,39,793
<i>" Sind</i>	—	—	—	—	—	49,94,120	7,67,954	3,26,636	9,12,420	23,31,303
<i>" Madras</i>	—	—	—	—	—	23,34,030	5,63,479	4,37,191	1,69,330	1,39,359
<i>" Burma</i>	—	—	—	—	—	10,03,002	5,33,709	2,25,517	1,21,315	1,30,630
TOTAL	—	—	—	—	—	1,14,07,241	28,70,533	41,83,749	22,98,935	56,54,327

GENERAL IMPORTS

(GOVERNMENT STORES)

(844)

No. 13—continued

ARTICLES, AND COUNTRIES OF CONSIGNMENT; ALSO SHARE OF EACH PROVINCE	QUANTITY					VALUE				
	1931-32	1932-33	1933-34	1934-35	1935-36	1931-32	1932-33	1933-34	1934-35	1935-36
						R	R	R	R	R
GOVERNMENT STORES—										
<i>continued</i>										
Metals and Ores—										
<i>Brass, Bronze, and similar alloys, and manufactures thereof—Wrought—</i>										
United Kingdom (including Channel Islands)	25	188	426	377	579	5,003	7,120	14,042	22,116	17,522
Germany	55	16	555	46	295	1,324	418	12,227	1,831	6,915
Belgium	15	..	112	7,266	..	3,021
Other Foreign Countries	85	..	21
TOTAL FOREIGN COUNTRIES	55	16	570	46	406	1,324	418	20,598	1,831	10,558
Share of Bengal	6	..	8	32	127	415	17	241	2,162	4,423
" Bombay	3	7	25	223	21	275	2,131	2,200
" Sind	13	24	203	659	297	4,228	4,276	20,079	12,223	12,627
" Burma	52	20	125	299	253	2,263	2,064	4,348	6,276	7,271
TOTAL	80	176	996	923	987	7,427	7,548	24,650	20,997	22,000
Copper—										
<i>Unwrought—</i>										
United Kingdom (including Channel Islands)	302	180	..	2,441	12	12,022	7,200	..	56,266	1,221
Canada—										
Via Atlantic Coast	2,021	4,420	7,002	72,652	70,225	1,24,422
TOTAL BRITISH EMPIRE	302	180	2,021	6,921	7,020	12,022	7,200	72,652	1,27,093	1,57,249
Portuguese East Africa	2,219	2,11,745
United States of America—										
Via Atlantic Coast	1	6,054	7,720	47	1,22,127	1,10,220
" Pacific	1,459	20,202	..
TOTAL FOREIGN COUNTRIES	1	6,054	..	1,459	16,000	47	1,22,127	..	20,202	2,21,265
Share of Bengal	1	6,054	2,021	2,200	12,722	47	1,22,127	72,652	1,66,225	2,21,265
" Bombay	2,219	2,11,745
" Sind	3	12	242	1,221
" Burma	289	180	12,727	7,200
TOTAL	303	6,234	2,021	2,200	22,119	14,020	1,90,227	72,652	1,66,225	4,22,265
Wrought—										
United Kingdom (including Channel Islands)	579	68	715	261	670	22,452	7,422	22,012	24,276	29,224
Aden and Dependencies	..	2	..	20	5	155	205	..	2,500	1,010
Canada—										
Via Atlantic Coast	1,440	21,972
TOTAL BRITISH EMPIRE	579	70	715	281	2,115	22,602	7,702	22,012	26,776	31,206
Germany	256	147	1,121	759	755	15,224	5,542	22,120	22,222	27,222
Belgium	..	27	279	471	522	..	5,205	10,247	20,276	22,240
United States of America—										
Via Atlantic Coast	2,041	72,224	..
Other Foreign Countries	41	27	1,222	1,227
TOTAL FOREIGN COUNTRIES	256	214	1,400	4,212	1,304	15,224	10,227	22,227	1,24,165	31,222
Share of Bengal	256	12	222	2,200	1,772	12,476	2,212	12,020	22,222	44,272
" Bombay	12	72	1	14	27	4,002	5,211	421	2,745	5,420
" Sind	12	122	1,412	212	222	1,221	6,220	22,420	22,270	40,222
" Burma	249	49	475	222	722	24,422	2,222	12,722	24,722	24,222
TOTAL	922	222	2,175	5,142	2,479	42,422	12,222	70,740	1,01,241	1,22,222

No. 13—continued

ARTICLES, AND COUNTRIES OF CONSIGNMENT; ALSO SHARE OF EACH PROVINCE	QUANTITY					VALUE				
	1931-32	1932-33	1933-34	1934-35	1935-36	1931-32	1932-33	1933-34	1934-35	1935-36
GOVERNMENT STORES— <i>continued</i>						R	R	R	R	R
Metals and Ores— <i>continued</i>										
Copper— <i>continued</i>										
Total Copper—	Cwts.	Cwts.	Cwts.	Cwts.	Cwts.					
United Kingdom (including Channel Islands)	881	248	715	3,292	888	46,436	14,638	33,913	91,444	31,465
Canada— Via Atlantic Coast	2,021	4,480	3,442	72,652	70,225	1,87,411
Other British Possessions	8	..	80	6	155	365	..	2,500	1,010
TOTAL BRITISH EMPIRE	881	251	3,036	7,852	9,185	46,591	14,998	1,06,565	1,64,169	2,19,886
Germany	856	147	1,181	759	755	15,884	5,542	26,180	23,693	37,583
Belgium	67	279	471	582	..	5,295	10,647	20,676	23,940
Portuguese East Africa	8,319	2,11,745
United States of America— Via Atlantic Coast	1	6,064	..	4,410	7,780	47	1,83,137	..	1,12,326	1,19,620
Other Foreign Countries	2	41	27	1,662	1,357
TOTAL FOREIGN COUNTRIES	357	6,268	1,460	5,681	17,468	15,931	1,93,974	46,827	1,63,757	3,94,251
Share of Bengal	357	6,068	3,207	11,710	16,564	18,523	1,86,355	37,719	2,51,943	3,19,435
" Bombay	18	73	1	14	8,356	4,006	5,911	431	2,745	2,17,235
" Sind	15	153	1,413	913	386	1,637	6,520	36,480	33,470	42,644
" Burma	318	239	475	398	702	33,156	10,186	13,769	34,763	34,322
TOTAL	1,238	6,519	5,096	18,533	26,598	62,522	2,08,973	1,43,393	3,27,926	6,14,137
Iron— Pig—	Tons	Tons	Tons	Tons	Tons					
United Kingdom (including Channel Islands)	10	10	2	1,286	1,367	184
Share of Bengal	10	10	1,286	1,367
" Burma	2	184
TOTAL	10	10	2	1,286	1,367	184
Manufactures— > Angles and tee, bolt and rod—	Tons	Tons	Tons	Tons	Tons					
United Kingdom (including Channel Islands)	107	21	18	80	95	12,200	2,237	2,213	9,421	13,751
Other British Possessions	25
TOTAL BRITISH EMPIRE	107	21	18	80	95	12,225	2,237	2,213	9,421	13,751
Germany	21	2,274
Share of Bengal	10	1,146	12	..
" Madras	51	5,511
" Burma	97	21	39	30	44	11,079	2,337	4,493	9,409	3,240
{ Protected	97	21	39	30	95	11,054	2,237	4,492	9,409	13,751
{ Not protected	10	1,171	12	..
TOTAL	107	21	39	80	95	12,226	2,237	4,493	9,421	13,751
Bars and channels—	Tons	Tons	Tons	Tons	Tons					
United Kingdom (including Channel Islands)	29	140	45	6	22	4,572	21,543	11,058	1,842	6,599
Other British Possessions	4	5	462	..
TOTAL BRITISH EMPIRE	29	140	45	10	22	4,572	21,543	11,063	1,804	6,599
Share of Bengal	33	4	12	3,274	462	1,376
" Bombay	2	22	72	5	..	276
" Sind	1	9	3	2	9	304	1,275	501	1,015
" Madras	1	..	3	3	..	162	..	712	341	..
" Burma	28	139	6	4,339	21,167	97	..	3,432
{ Protected	19	190	16	4	20	3,243	21,451	5,589	510	5,903
{ Not protected	10	..	29	6	2	1,324	92	5,474	1,294	691
TOTAL	29	140	45	10	22	4,572	21,543	11,063	1,804	6,599
Total Iron—	Tons	Tons	Tons	Tons	Tons					
United Kingdom (including Channel Islands)	146	221	63	86	119	18,059	25,197	13,276	10,763	20,534
Other British Possessions	4	..	25	..	5	462	..
TOTAL BRITISH EMPIRE	146	221	63	90	119	18,083	25,197	13,281	11,225	20,534

GENERAL IMPORTS

(GOVERNMENT STORES)

(846)

No. 13—continued

ARTICLES, AND COUNTRIES OF CONSIGNMENT; ALSO SHARE OF EACH PROVINCE	QUANTITY					VALUE				
	1931-32	1932-33	1933-34	1934-35	1935-36	1931-32	1932-33	1933-34	1934-35	1935-36
GOVERNMENT STORES— <i>continued</i>						R	R	R	R	R
Metals and Ores—continued										
Iron—contd	Tons	Tons	Tons	Tons	Tons					
Total Iron—contd.			21	2,274
TOTAL FOREIGN COUNTRIES
Share of Bengal . . .	20	10	23	4	13	2,432	1,357	2,274	474	1,270
" Bombay	2	22	72	6	..	270
" Sind	1	9	3	2	9	304	1,275	401	1,015
" Madras	2	3	51	152	..	712	841	2,411
" Burma . . .	125	210	32	20	52	15,422	21,454	4,522	2,402	11,242
{ Protected . . .	116	211	55	24	115	14,302	22,722	10,021	2,212	10,652
{ Not protected . . .	20	10	22	6	4	2,721	1,452	2,474	1,202	272
TOTAL	146	221	84	20	119	16,023	25,174	12,495	11,222	20,524
Steel—										
Bars and Channel—										
United Kingdom (including Channel Islands) . . .	Tons	Tons	Tons	Tons	Tons					
	2,202	252	770	1,222	1,520	2,55,055	47,927	1,14,212	1,20,422	2,17,722
TOTAL FOREIGN COUNTRIES	26	..	45	..	21	4,200	11	4,722	..	2,522
Share of Bengal	22	41	42	..	27	2,422	4,222	2,222
" Bombay . . .	4	4	2	722	4,222	272	..	222
" Sind . . .	1,222	252	222	152	272	1,22,222	22,222	45,222	22,222	1,22,222
" Madras . . .	22	51	2	1,721	2,222	222
" Burma . . .	222	42	422	1,222	222	1,22,222	7,222	72,222	1,22,222	22,222
{ Protected . . .	2,022	242	522	1,022	1,522	2,22,222	22,222	72,222	1,22,222	2,12,222
{ Not protected . . .	122	102	222	122	12	22,222	12,222	42,222	22,222	222
TOTAL	2,242	352	742	1,222	1,511	2,22,222	47,922	1,12,222	1,22,222	2,12,222
Cast—										
United Kingdom (including Channel Islands) . . .	Tons	Tons	Tons	Tons	Tons					
	2	2,222	272	..	212	..
Share of Bengal . . .	2	2,222	272
" Bombay . . .	2	2,222
" Sind	222
" Burma	212	..
TOTAL	2	2,222	272	..	212	..
Total Steel—										
United Kingdom (including Channel Islands) . . .	Tons	Tons	Tons	Tons	Tons					
	2,214	252	770	1,222	1,520	2,22,222	48,222	1,14,212	1,20,222	2,17,722
TOTAL FOREIGN COUNTRIES	26	..	45	..	21	4,200	11	4,722	..	2,522

No. 13—continued

ARTICLES, AND COUNTRIES OF CONSIGNMENT; ALSO SHARE OF EACH PROVINCE	QUANTITY					VALUE				
	1931-32	1932-33	1933-34	1934-35	1935-36	1931-32	1932-33	1933-34	1934-35	1935-36
GOVERNMENT STORES— continued						R	R	R	R	R
Metals and Ores—continued										
Steel—continued										
Total Steel—continued	Tons	Tons	Tons	Tons	Tons					
Share of Bengal	2	..	22	41	46	2,730	400	2,492	4,358	6,293
“ Bombay	10	4	9	3,940	4,264	570	..	320
“ Sind	1,286	254	367	156	671	1,25,871	29,339	45,605	20,325	1,20,812
“ Madras	20	51	6	1,781	6,899	682
“ Burma	922	43	433	1,029	588	1,32,222	7,022	70,322	1,24,940	93,261
{ Protected	2,056	246	558	1,059	1,596	2,26,312	29,194	70,092	1,31,375	2,18,954
{ Not protected	194	106	266	167	15	30,227	19,177	49,457	29,258	2,515
TOTAL	2,250	352	824	1,226	1,611	2,66,650	48,271	1,19,549	1,60,633	2,21,369
Iron or Steel—	Tons	Tons	Tons	Tons	Tons					
Anchors and cables— United Kingdom (including Channel Islands)	9	..	74	7	121	3,982	..	87,908	3,127	79,870
Straits Settlements	2	1,899
TOTAL BRITISH EMPIRE	9	..	76	7	121	3,982	..	89,807	3,127	79,870
Share of Bengal	66	37,126
“ Bombay	8	1	..	3,321	466	..
“ Madras	8	..	115	722	..	76,937
“ Burma	1	..	2	6	6	602	..	1,899	2,071	3,233
TOTAL	9	..	76	7	121	3,982	..	89,807	3,127	79,870
Hoops and Strips— United Kingdom (including Channel Islands)	Tons 6	Tons 4	Tons 4	Tons 2	Tons 6	1,892	577	721	998	1,426
TOTAL FOREIGN COUNTRIES	68	..
Share of Bengal	3	4	4	1	4	311	577	721	791	1,166
“ Bombay	58	..
“ Sind	1	2	207	270
“ Burma	3	1,081
TOTAL	6	4	4	2	6	1,892	577	721	1,056	1,426
Nails, screws, rivets, and washers— United Kingdom (including Channel Islands)	Tons 81	Tons 49	Tons 162	Tons 153	Tons 351	30,717	15,949	40,008	62,454	84,675
TOTAL FOREIGN COUNTRIES	6	17	92	1,758	2,967
Share of Bengal	3	..	1	6	7	1,665	119	841	4,598	2,566
“ Bombay	6	..	1	6	4	4,161	144	434	4,799	1,908
“ Sind	10	30	109	61	263	8,925	11,134	25,521	32,412	64,970
“ Madras	7	1	..	55	..	1,054	307	..
“ Burma	63	19	44	25	94	15,943	4,561	12,153	22,099	19,092
TOTAL	81	49	162	159	368	30,800	15,949	40,008	64,212	87,042
Rails and fish plates of steel or iron— United Kingdom (including Channel Islands)	Tons 8	Tons 118	Tons 274	Tons 248	Tons ..	1,306	31,059	91,476	73,638	94
Germany	87	375	231	9,927	47,438	29,016	..
Belgium	45	7,607	..
TOTAL FOREIGN COUNTRIES	..	87	375	276	9,927	47,438	36,623	..
Share of Bengal	20
“ Bombay	1	322
“ Madras	3	66	1,306	6,592
“ Burma	139	648	524	24,404	1,23,071	1,10,261	74
{ Protected	8	146	546	469	..	1,306	25,422	81,664	82,895	74
{ Not protected	59	103	55	6,573	57,345	27,366	20
TOTAL	8	205	649	524	..	1,306	49,996	1,38,909	1,10,261	94

GENERAL IMPORTS
(GOVERNMENT STORES)

(848)

No. 13—continued

ARTICLES, AND COUNTRIES OF CONSIGNMENT; ALSO SHARE OF EACH PROVINCE	QUANTITY					VALUE				
	1931-32	1932-33	1933-34	1934-35	1935-36	1931-32	1932-33	1933-34	1934-35	1935-36
GOVERNMENT STORES—contd.										
Metals and Ores—continued										
Iron or Steel—continued	Tons	Tons	Tons	Tons	Tons					
Sheets and plates (including galvanised and tinned plates)—										
United Kingdom (including Channel Islands) . . .	539	180	319	1,148	677	1,01,320	28,428	49,456	1,36,137	1,40,000
Germany	216	25,554
Other Foreign Countries	1	244	..
TOTAL FOREIGN COUNTRIES	516	1	..	25,554	244	..
Share of Bengal	5	16	30	31	373	2,343	5,329	21,061	1,00,000
" Bombay	30	2	..	39	119	3,765	781	..	21,200	50,000
" Madras	32	53	169	454	339	8,921	5,400	24,058	79,149	70,000
" Mysore	11	17	6	..	5	1,045	3,233	1,610	..	1,000
" Burma	524	94	135	597	163	1,07,721	2,653	18,733	65,261	20,000
{ Protected	708	158	298	1,115	671	1,16,447	24,634	44,944	1,21,145	1,30,000
{ Not protected	49	22	21	34	6	10,517	2,792	4,512	5,396	1,000
TOTAL	787	180	319	1,149	677	1,26,964	28,428	49,456	1,36,481	1,40,000
Sheets and bars of iron or steel—	Tons	Tons	Tons	Tons	Tons					
United Kingdom (including Channel Islands)	61
Share of Burma	61
TOTAL, PROTECTED	61
Wire—	Tons	Tons	Tons	Tons	Tons					
United Kingdom (including Channel Islands)	25	101	27	63	102	16,509	17,486	7,300	21,555	20,000
TOTAL FOREIGN COUNTRIES	5	1	21	17	..	917	495	4,064	4,088	..
Share of Bengal	26	4	311	5,384	93	..	1,000
" Bombay	11	..	1	25	273	2,522	114	378	5,000
" Madras	18	52	36	69	2	2,795	2,598	6,484	19,945	15,000
" Mysore	3	169	..	1,439	..
" Burma	14	3	23	7	1	7,047	1,373	4,553	3,207	1,000
{ Protected	101	26	29	37	..	17,182	7,491	10,164	8,000
{ Not protected	20	1	23	51	45	16,426	829	3,953	16,426	11,000
TOTAL	20	102	28	80	102	16,426	17,981	11,444	26,590	20,000

No. 13—continued

ARTICLES, AND COUNTRIES OF CONSIGNMENT; ALSO NAME OF EACH PROVINCE	QUANTITY					VALUE				
	1931-32	1932-33	1933-34	1934-35	1935-36	1931-32	1932-33	1933-34	1934-35	1935-36
GOVERNMENT STORES— <i>continued</i>						R	R	R	R	R
Metals and Ores—continued										
Iron or Steel—continued										
Other manufactures of iron or steel—	Tons	Tons	Tons	Tons	Tons					
United Kingdom (including Channel Islands)	3,838	405	788	327	1,148	12,09,289	1,16,785	2,16,036	89,769	3,29,859
Ceylon (including Maldives)	148
TOTAL BRITISH EMPIRE	3,838	405	788	327	1,148	12,09,289	1,16,785	2,16,036	89,769	3,30,007
Germany	44	37	12	30	15	7,572	4,851	3,085	6,182	6,676
Belgium	491	131	8	..	65	56,859	17,768	478	528	19,909
United States of America— Via Atlantic Coast	3	5,508
Other Foreign Countries	7	..
TOTAL FOREIGN COUNTRIES	538	168	18	30	80	69,939	22,119	3,563	6,717	26,585
Share of Bengal	391	173	7	9	16	82,147	24,346	3,016	1,876	5,195
" Bombay	104	..	13	10	81	64,398	408	3,318	6,903	44,638
" Sind	2,549	349	159	218	810	3,74,882	60,527	52,520	61,044	1,86,003
" Madras	8	50	160	39	66	2,926	28,517	59,858	9,956	36,513
" Burma	1,328	101	464	80	250	2,64,377	25,053	1,00,389	17,707	74,193
Protected	2,079	491	689	191	791	3,40,892	94,856	1,85,013	62,228	1,99,322
Not protected	2,292	82	114	165	432	9,38,386	48,998	34,596	44,258	1,57,370
TOTAL	4,371	573	803	350	1,223	12,79,228	1,38,854	2,19,599	96,486	3,56,592
Total Iron or Steel—										
United Kingdom (including Channel Islands)	Tons	Tons	Tons	Tons	Tons					
Straits Settlements	2	1,899	..	148
TOTAL BRITISH EMPIRE	4,501	857	1,650	1,948	2,400	13,64,076	2,10,242	4,48,915	4,37,698	6,57,529
Germany	262	125	418	282	24	33,220	14,773	56,602	40,950	7,704
Belgium	496	131	8	46	73	57,774	17,768	478	8,249	21,967
United States of America— Via Atlantic Coast	3	1	..	5,538	344	..
Other Foreign Countries	42	..
TOTAL FOREIGN COUNTRIES	761	256	421	329	97	96,532	32,541	56,980	49,585	29,631
Share of Bengal	398	218	94	116	52	35,146	32,669	47,119	26,326	18,744
" Bombay	148	13	16	107	299	30,376	3,863	4,704	44,295	92,344
" Sind	2,593	393	463	803	1,466	9,01,583	39,655	1,03,775	1,34,503	3,41,335
" Madras	37	133	131	43	136	6,232	33,661	63,048	11,683	1,14,540
" Burma	2,093	356	1,318	1,209	494	3,37,371	77,954	2,76,349	2,21,466	1,90,143
Protected	2,795	896	1,569	1,804	1,519	4,58,645	1,72,065	3,19,163	3,26,432	3,48,457
Not protected	2,467	217	502	478	978	10,01,963	70,718	1,80,832	1,60,841	3,38,708
TOTAL	5,262	1,113	2,071	2,277	2,497	14,60,608	2,42,783	4,99,995	4,87,273	6,87,160
Lead— Fig—M										
United Kingdom (including Channel Islands)	Cwts.	Cwts.	Cwts.	Cwts.	Cwts.					
Share of Bengal	80	439	200	..	4,302	806	4,504	2,001	..	36,362
" Bombay	4,302	36,362
" Sind	60	558
" Burma	419	200	4,135	2,001
TOTAL	80	439	200	..	4,302	806	4,504	2,001	..	36,362

GENERAL IMPORTS
(GOVERNMENT STORES)

(850)

No. 13—continued

ARTICLES, AND COUNTRIES OF CONSIGNMENT; ALSO SHARE OF EACH PROVINCE	QUANTITY					VALUE				
	1931-32	1932-33	1933-34	1934-35	1935-36	1931-32	1932-33	1933-34	1934-35	1935-36
GOVERNMENT STORES— <i>continued</i>						R	R	R	R	R
Metals and Ores—continued										
Lead—continued										
Wrought—										
Sheets, pipes and tubes— United Kingdom (including Channel Islands)	Cwts. 45	Cwts. 225	Cwts. 190	Cwts. 925	Cwts. 1,864	1,070	2,925	2,951	10,000	221
Share of Bengal	6	202
" Sind	2	225	155	298	1,250	298	2,925	2,220	10,799	194
" Madras	43	662
" Burma	26	27	14	472	225	..
(TOTAL)	45	225	190	925	1,864	1,070	2,925	2,951	10,000	221
Other sorts—										
United Kingdom (including Channel Islands)	Cwts. 21	Cwts. 6	Cwts. 4	Cwts. 5	Cwts. 6	995	210	125	225	..
Share of Bengal	5	11
" Bombay	19	6	4	..	6	772	210	124	224	..
" Sind	2	223
TOTAL	21	6	4	5	6	995	210	125	225	..
Total Lead—										
United Kingdom (including Channel Islands)	Cwts. 165	Cwts. 671	Cwts. 408	Cwts. 930	Cwts. 6,170	2,871	7,639	5,087	11,214	..
Share of Bengal	20	20	..	5	..	202	222	11	222	..
" Bombay	19	6	19	..	4,206	772	210	227
" Sind	54	225	155	298	1,250	1,250	2,925	2,220	10,799	..
" Madras	43	662
" Burma	..	229	225	27	14	..	4,122	2,429	225	..
TOTAL	165	671	408	930	6,170	2,871	7,639	5,087	11,214	..
Iron—										
Unwrought (blocks, ingots, bars, and slabs)—										
Straits Settlements	Cwts. 2,120	Cwts. 1,710	Cwts. 1,912	Cwts. 4,154	Cwts. 5,643	2,71,025	1,58,272	2,84,227	6,83,501	..
Other British Possessions	2	..	10	274
TOTAL BRITISH EMPIRE	2,120	1,710	1,912	4,154	5,643	2,71,025	1,58,272	2,84,501	6,83,501	..
Japan										
Share of Bengal	124
" Bombay	2,950	1,160	1,740	2,962	2,482	2,42,215	1,22,525	2,52,709	6,44,961	..
" Sind	..	160	..	112	209	..	16,166	..	17,422	..
" Burma	170	20	170	20	160	27,570	12,222	26,222	11,222	..
TOTAL	2,950	1,710	1,912	4,154	5,777	2,71,025	1,58,272	2,84,501	6,83,501	..
Wrought (including plates or sheets, not being tinned iron)—										
United Kingdom (including Channel Islands)	Cwts. ..	Cwts. 104	Cwts. 497	Cwts. 180	Cwts. 6	12	12,222	1,02,212	12,122	..
Germany
Share of Bengal	5	174	6	4,200	6,000	..
" Bombay	..	104	489	6	2	12	12,222	97,222	2,212	..
" Sind	60
" Madras
TOTAL	..	104	497	180	6	12	12,222	1,02,212	12,122	..

No. 13—continued

ARTICLES, AND COUNTRIES OF CONSIGNMENT; ALSO SHARE OF EACH PROVINCE	QUANTITY					VALUE				
	1931-32	1932-33	1933-34	1934-35	1935-36	1931-32	1932-33	1933-34	1934-35	1935-36
GOVERNMENT STORES— <i>continued</i>						R	R	R	R	R
Metals and Ores—continued										
<i>Total Tin—</i> United Kingdom (including Channel Islands) . . .	Cwts.	Cwts.	Cwts.	Cwts.	Cwts.					
	..	104	499	180	6	18	12,233	1,02,696	12,120	8,818
Straits Settlements . .	3,120	1,710	1,910	4,154	5,638	2,71,625	1,58,272	2,84,227	6,93,501	5,25,878
Federated Malay States	10	1,409
TOTAL BRITISH EMPIRE	3,120	1,814	2,409	4,334	5,649	2,71,643	1,70,504	3,86,913	6,95,627	8,30,609
Germany	10
Japan	184	19,545
TOTAL FOREIGN COUNTRIES.	184	19,555
<i>Share of Bengal . . .</i>	<i>2,959</i>	<i>1,460</i>	<i>1,748</i>	<i>4,138</i>	<i>5,418</i>	<i>3,43,655</i>	<i>1,38,538</i>	<i>2,63,511</i>	<i>6,63,674</i>	<i>7,93,446</i>
.. Bombay	354	489	118	210	12	28,396	97,343	19,969	31,081
.. Sind	2	434
.. Madras	6
.. Burma	170	90	170	80	100	27,970	13,623	25,525	11,984	25,528
TOTAL	3,120	1,814	2,409	4,334	5,782	2,71,643	1,70,504	3,86,913	6,95,627	8,50,155
Iron or Spelter, wrought or manufactured—										
TOTAL BRITISH EMPIRE .	Cwts.	Cwts.	Cwts.	Cwts.	Cwts.					
	25	1	69	40	24	398	66	1,111	615	512
TOTAL FOREIGN COUNTRIES	118	52	33	119	230	1,502	729	672	2,097	3,366
<i>Share of Bengal . . .</i>	<i>..</i>	<i>..</i>	<i>..</i>	<i>..</i>	<i>3</i>	<i>..</i>	<i>..</i>	<i>144</i>	<i>..</i>	<i>155</i>
.. Bombay	1	1	32	65	33	10	25
.. Sind	33	64	230	556	1,395	3,349
.. Burma	137	52	69	95	21	1,363	729	1,909	1,307	449
TOTAL	138	53	102	159	254	1,895	794	1,782	2,712	4,478
Metals and Ores, unmanu- factured—										
United Kingdom (including Channel Islands) . . .	Cwts.	Cwts.	Cwts.	Cwts.	Cwts.					
	1,041	818	764	1,453	3,327	43,776	34,322	1,07,496	1,72,706	4,11,130
Aden and Dependences .	..	1	2	..	61	..	952	1,073
TOTAL BRITISH EMPIRE	1,041	819	764	1,453	3,329	43,776	34,323	1,07,496	1,73,658	4,12,203
Germany	1	2	14,616	198
China (exclusive of Hongkong and Macao)	7,940	1,10,267
Portuguese East Africa	500	5,838
Other Foreign Countries .	2	..	1	43	..	728	180	171	1,082	50
TOTAL FOREIGN COUNTRIES	2	..	7,941	44	502	728	180	1,10,438	15,698	6,136
<i>Share of Bengal . . .</i>	<i>377</i>	<i>135</i>	<i>5,555</i>	<i>1,384</i>	<i>329</i>	<i>3,390</i>	<i>3,509</i>	<i>1,99,425</i>	<i>1,59,180</i>	<i>1,10,516</i>
.. Bombay	26	26	43	11	1,619	17,140	3,463	10,245	17,371	3,92,087
.. Sind	25	10	29	118	109	4,324	17,824	3,950	3,602	7,252
.. Madras	17	4	7	14	4	4,932	2,370	2,388	2,046	1,038
.. Burma	538	93	61	70	170	3,698	3,243	1,497	1,657	7,449
TOTAL	1,043	819	8,705	1,407	3,781	43,504	34,503	2,17,984	1,89,356	4,18,339

GENERAL IMPORTS

(852)

(GOVERNMENT STORES)

No. 18—continued

ARTICLES, AND COUNTRIES OF CONSIGNMENT; ALSO SHARE OF EACH PROVINCE	QUANTITY					VALUE				
	1931-32	1932-33	1933-34	1934-35	1935-36	1931-32	1932-33	1933-34	1934-35	1935-36
	Tons	Tons	Tons	Tons	Tons	R	R	R	R	R
GOVERNMENT STORES— <i>continued</i>										
Metals and Ores—concluded										
Total Metals and Ores—										
United Kingdom (including Channel Islands)	6,987	1,508	2,684	3,599	4,635	17,42,681	8,59,760	8,38,313	9,26,808	14,11,000
Straits Settlements	156	85	97	208	282	2,71,650	1,53,272	2,06,120	6,32,501	8,25,000
Canada—										
Via Atlantic Coast	166	224	422	72,852	70,224	1,67,000
Other British Possessions	8	..	155	426	5	2,914	..
TOTAL BRITISH EMPIRE	7,123	1,593	2,977	4,039	5,339	20,14,488	6,18,458	11,94,126	16,82,943	24,03,000
Germany	208	184	671	324	107	52,471	21,158	1,01,214	85,481	..
Belgium	522	126	19	74	119	61,027	23,563	15,925	30,620	..
China (exclusive of Hongkong and Macao)	397	1,10,567
Japan	1
Portuguese East Africa	441	2,17,000
United States of America— Via Atlantic Coast	8	308	..	221	339	6,179	7,82,137	209	1,12,170	1,12,000
Other Foreign Countries	4	1	27	2,781	..
TOTAL FOREIGN COUNTRIES	822	572	987	622	1,064	1,20,717	2,27,888	2,20,662	2,22,012	4,67,000
Share of Bengal	602	612	225	1,019	1,363	2,61,499	2,22,265	6,09,669	11,97,210	11,20,000
Bombay	164	36	44	114	1,077	7,06,523	51,294	1,14,684	22,622	6,70,000
Sind	2,299	672	964	1,095	2,622	16,49,229	1,40,922	2,29,474	2,82,224	6,20,000
Madras	51	124	124	47	242	12,726	47,727	66,649	14,279	1,10,000
Burmah	2,228	657	1,667	2,227	1,263	6,04,997	1,42,962	4,92,215	4,29,222	4,10,000
TOTAL	7,046	2,163	3,964	4,662	6,403	21,25,208	7,68,211	14,24,788	19,15,993	29,00,000
Paper and Pasteboard—										
Paper—										
Printing paper—										
United Kingdom (including Channel Islands)	5,810	2,147	4,068	4,926	6,045	7,10,611	2,72,966	4,07,069	6,54,180	6,50,000
TOTAL FOREIGN COUNTRIES	116	126	617	..	40	1,560	1,488	5,301
Share of Bengal	1,498	659	922	929	241	24,512	42,951	41,509	62,227	10,00,000
Bombay	3,641	1,695	2,768	2,654	6,554	5,22,041	1,00,876	2,47,220	6,21,224	4,20,000
Sind	68	261	28	64	47	2,426	22,612	1,22,8	2,712	..
Madras	627	150	1,412	92	41	22,204	7,222	20,926	1,229	..
Burmah	124	214	22	171	102	2,168	2,076	1,226	2,277	..
Protected	5,843	2,181	4,620	4,852	6,039	7,06,919	2,72,228	4,06,129	6,58,222	6,10,000
Not Protected	28	101	665	74	47	2,242	1,126	6,221	627	..
TOTAL	6,926	2,282	5,285	4,926	6,086	7,12,161	2,74,474	4,12,370	6,64,100	6,10,000
Writing paper and envelopes—										
United Kingdom (including Channel Islands)	2,740	1,700	1,291	1,822	787	2,65,029	1,20,412	95,598	60,062	..
Sweden	1,728
Norway	905	198	16,067	..
Germany	125	716	450	826	2,772	2,114	16,169	7,269	74,099	..
Other Foreign Countries	1	178
TOTAL FOREIGN COUNTRIES	126	716	450	1,821	4,754	2,287	16,169	7,269	91,067	16,000

No. 13—continued

ARTICLES, AND COUNTRIES OF CONSIGNMENT; ALSO NAME OF EACH PROVINCE	QUANTITY					VALUE				
	1931-32	1932-33	1933-34	1934-35	1935-36	1931-32	1932-33	1933-34	1934-35	1935-36
GOVERNMENT STORES—										
<i>continued</i> Paper and Pasteboard—						R	R	R	R	R
<i>continued</i> Writing paper and envelopes—										
<i>continued</i> Shares of Bengal . . .	Cwts. 2,358	Cwts. 1,547	Cwts. 1,339	Cwts. 1,361	Cwts. 150	1,78,338	1,00,198	72,041	27,433	14,544
" Bombay . . .	1,327	241	368	1,961	5,138	80,129	17,721	22,114	1,02,787	1,00,840
" Sind . . .	7	226	..	36	5	745	9,580	..	4,945	641
" Madras . . .	149	685	105	272	40	12,245	14,704	6,021	13,264	4,235
" Burma . . .	25	77	29	25	202	1,858	4,379	2,086	1,721	14,790
Protected . . .	3,787	2,868	1,758	3,649	5,535	2,64,739	1,40,070	98,286	1,50,624	1,34,039
(Not Protected . . .	129	108	88	5	6	3,577	5,012	4,576	516	1,071
TOTAL	3,916	2,976	1,846	3,654	5,541	2,68,316	1,45,082	1,02,862	1,51,140	1,35,110
Other kinds of paper—										
United Kingdom (including Channel Islands) . . .	Cwts. 7,058	Cwts. 1,691	Cwts. 1,259	Cwts. 2,047	Cwts. 1,726	1,90,698	1,25,426	76,996	94,168	87,341
Union of South Africa	1
TOTAL BRITISH EMPIRE	7,058	1,691	1,259	2,047	1,726	1,90,698	1,25,426	76,997	94,168	87,341
Sweden . . .	545	1,736	185	14,502	18,382	1,065
Germany . . .	3,720	419	1,080	770	376	62,877	7,205	21,741	8,428	7,678
Other Foreign Countries	125	2	226	1	..	2,147	125	4,800	64
TOTAL FOREIGN COUNTRIES	4,265	2,280	1,267	1,005	377	77,379	27,734	23,831	13,288	7,742
<i>continued</i> Shares of Bengal . . .	2,351	355	1,291	1,123	948	75,394	35,228	32,495	28,551	24,102
" Bombay . . .	2,338	2,263	993	1,299	693	62,527	35,117	48,998	41,786	36,050
" Sind . . .	1,740	148	108	336	375	38,136	15,139	7,337	22,741	12,790
" Madras . . .	4,332	99	68	210	57	20,205	9,365	7,118	8,298	3,737
" Burma . . .	192	91	61	79	25	11,515	8,331	4,332	5,975	2,474
TOTAL	11,323	3,971	2,526	3,052	2,108	2,08,077	1,53,160	1,00,828	1,07,451	95,083
<i>continued</i> Pasteboard, millboard and cardboard of all kinds—										
United Kingdom (including Channel Islands) . . .	Cwts. 12,628	Cwts. 13,918	Cwts. 13,468	Cwts. 12,301	Cwts. 13,957	1,99,844	1,98,141	1,80,399	1,59,813	1,79,703
Germany . . .	749	1,284	203	359	98	4,265	10,512	10,369	11,107	1,874
Netherlands . . .	2,940	1,000	1,916	427	370	16,658	5,220	9,682	2,242	3,698
Other Foreign Countries	9	37	1	2,980	1,307	64
TOTAL FOREIGN COUNTRIES	3,689	2,284	2,218	823	969	20,923	15,732	23,011	14,656	5,626
<i>continued</i> Shares of Bengal . . .	87	6	76	6	1	5,715	305	9,920	465	45
" Bombay . . .	13,290	15,178	13,407	12,419	13,991	1,87,070	2,01,856	1,74,311	1,61,300	1,79,440
" Sind	11	175	269	63	8	716	13,070	10,117	1,993
" Madras . . .	2,192	3	1,220	3	370	14,979	421	11,613	42	3,693
" Burma . . .	787	1,004	908	428	1	3,695	5,575	1,496	2,432	152
TOTAL	16,356	16,292	15,680	13,124	14,926	2,10,767	2,08,973	2,08,410	1,74,499	1,85,329
<i>continued</i> Total value of Paper and Pasteboard—										
United Kingdom (including Channel Islands)	13,56,182	7,21,966	7,60,057	9,68,219	12,50,075
Union of South Africa	1
TOTAL BRITISH EMPIRE	13,56,182	7,21,966	7,60,058	9,68,219	12,50,075
Sweden	14,502	18,382	1,065	..	26,281
Norway	1,226	..	17,680	2,877
Germany	71,212	35,374	39,379	98,625	51,798
Netherlands	16,658	5,220	9,682	2,242	3,698
Other Foreign Countries	767	911	8,286	5,454	128
TOTAL FOREIGN COUNTRIES	1,03,139	61,123	59,412	1,19,001	84,782

GENERAL IMPORTS
GOVERNMENT STORES)

(854)

No. 13—continued

ARTICLES, AND COUNTRIES OF CONSIGNMENT; ALSO SHARE OF EACH PROVINCE	QUANTITY					VALUE				
	1931-32	1932-33	1933-34	1934-35	1935-36	1931-32	1932-33	1933-34	1934-35	1935-36
GOVERNMENT STORES— continued										
Paper and Pasteboard— continued										
Total value of Paper and Pasteboard—continued						3,42,919	1,79,053	1,49,036	1,11,220	4
Share of Bengal	—	—	—	—	—	9,12,567	4,25,070	5,39,753	5,92,697	12.1
" Bombay	—	—	—	—	—	42,225	64,063	22,945	40,516	2
" Sind	—	—	—	—	—	1,24,226	39,222	44,226	22,622	1
" Madras	—	—	—	—	—	29,529	21,261	9,900	21,722	1
" Burma	—	—	—	—	—	—	—	—	—	—
Protected	—	—	—	—	—	9,74,652	4,12,956	5,04,425	5,02,267	10.2
Not Protected	—	—	—	—	—	4,84,663	2,60,121	2,15,043	2,63,263	2.2
TOTAL	—	—	—	—	—	14,50,221	7,82,077	8,19,470	10,27,220	12.3
Printing and Lithograph- ing materials (excluding paper)—										
United Kingdom (including Channel Islands)	—	—	—	—	—	1,00,650	1,15,166	77,090	82,410	1
Germany	—	—	—	—	—	2,215
United States of America— Via Atlantic Coast	—	—	—	—	—	2,622	16,711	2,002	2,276	..
Other Foreign Countries	—	—	—	—	—	215	744	..
TOTAL FOREIGN COUNTRIES	—	—	—	—	—	6,496	16,711	2,007	4,122	..
Share of Bengal	—	—	—	—	—	26,522	29,725	22,522	22,222	1
" Bombay	—	—	—	—	—	22,419	24,227	9,222	22,222	1
" Sind	—	—	—	—	—	22,472	9,222	21,222	10,222	1
" Madras	—	—	—	—	—	9,222	6,222	4,722	14,222	1
" Burma	—	—	—	—	—	10,222	19,222	22,222	296	..
TOTAL	—	—	—	—	—	1,07,148	1,21,679	80,997	89,522	2
Stationery (excluding paper)—										
United Kingdom (including Channel Islands)	—	—	—	—	—	2,02,272	1,22,622	94,164	1,22,622	1.2
Other British Possessions	—	—	—	—	—	20	12
TOTAL BRITISH EMPIRE	—	—	—	—	—	2,02,292	1,22,634	94,164	1,22,622	1.2
Germany	—	—	—	—	—	1,706	6,907	1,722	1,227	..
Netherlands	—	—	—	—	—	10,229	..	197
Other Foreign Countries	—	—	—	—	—	2,216	2,009	222	222	..
TOTAL FOREIGN COUNTRIES	—	—	—	—	—	14,151	10,516	2,222	2,022	..
Share of Bengal	—	—	—	—	—	2,00,222	71,222	22,222	64,222	22
" Bombay	—	—	—	—	—	19,222	22,222	22,222	12,222	1
" Sind	—	—	—	—	—	2,416	6,222	2,222	2,022	..
" Madras	—	—	—	—	—	41,622	21,222	12,222	22,222	11
" Burma	—	—	—	—	—	51,222	19,222	21,222	26,774	14
Protected	—	—	—	—	—	27,757	12,222	22,141	14,122	11
Not Protected	—	—	—	—	—	2,04,726	1,21,721	70,221	1,22,622	1.1
TOTAL	—	—	—	—	—	2,22,548	1,44,161	92,422	1,22,622	1.2
Telegraphs, materials for construction of—										
United Kingdom (including Channel Islands)	—	—	—	—	—	2,054	142	6,510	504	22
Aden and Dependencies	—	—	—	—	—
TOTAL BRITISH EMPIRE	—	—	—	—	—	2,054	142	6,510	504	22

No. 13—continued

ARTICLES, AND COUNTRIES OF CONSIGNMENT; ALSO NAME OF EACH PROVINCE	QUANTITY					VALUE				
	1931-32	1932-33	1933-34	1934-35	1935-36	1931-32	1932-33	1933-34	1934-35	1935-36
GOVERNMENT STORES— <i>continued</i>						R	R	R	R	R
Telegraphs, materials for constructions of— <i>continued</i>										
TOTAL FOREIGN COUNTRIES	—	—	—	—	—	7,094
<i>Share of Bengal</i>	—	—	—	—	—	4,948	168	541
<i>“ Bombay</i>	—	—	—	—	—	..	148	6,510	91	..
<i>“ Madras</i>	—	—	—	—	—	6,900	847	..
<i>“ Burma</i>	—	—	—	—	—	93,887
TOTAL	—	—	—	—	—	10,148	148	6,510	504	24,368
Textiles—										
Cotton—										
Manufactures—										
Hosiery—										
United Kingdom (including Channel Islands).	—	—	—	—	—	1,548	164	..
<i>Share of Bombay</i>	—	—	—	—	—	1,548	164	..
Piece-goods—										
Grey (unbleached)—										
United Kingdom (including Channel Islands)	Yards 4,069	Yards 1,012	Yards 150	Yards 95,142	Yards 167	2,420	461	141	31,873	43
<i>Share of Bengal</i>	30	..	150	93,058	..	49	..	141	30,333	..
<i>“ Bombay</i>	4,069	1,012	..	2,086	167	2,371	461	..	1,640	43
TOTAL	4,069	1,012	150	95,142	167	2,420	461	141	31,873	43
White (bleached)—										
United Kingdom (including Channel Islands)	Yards 115,560	Yards 62,584	Yards 159,682	Yards 73,720	Yards 91,885	19,118	6,358	38,512	25,358	28,599
<i>Share of Bengal</i>	100,932	52,573	61,644	38,308	13,089	2,951	4,228	5,037	3,457	1,424
<i>“ Bombay</i>	807	149	91,749	2,385	70,218	663	306	30,498	1,368	22,671
<i>“ Sind</i>	2,568	16,130	..	2,974	11,407	..
<i>“ Madras</i>	5,202	5,202	..	491	..	1,137	1,738	..	73	..
<i>“ Burma</i>	150	10	6,298	20,488	3,098	93	31	2,779	9,053	3,804
TOTAL	115,560	62,584	159,682	73,720	91,885	19,118	6,358	38,512	25,358	28,599
Coloured, printed, or dyed—										
United Kingdom (including Channel Islands)	Yards 168,311	Yards 349,842	Yards 94,118	Yards 256,568	Yards 51,375	66,806	1,13,873	29,694	33,819	19,778
Other British Possessions	200	200	475	141	408	229
TOTAL BRITISH EMPIRE	168,311	349,842	94,118	256,568	51,850	66,447	1,14,276	29,694	33,819	20,007
China (exclusive of Hongkong and Macao)	33	25

GENERAL IMPORTS

(GOVERNMENT STORES)

(856)

No. 13—continued

ARTICLES, AND COUNTRIES OF CONSIGNMENT; ALSO SHARE OF EACH PROVINCE	QUANTITY					VALUE				
	1931-32	1932-33	1933-34	1934-35	1935-36	1931-32	1932-33	1933-34	1934-35	1935-36
GOVERNMENT STORES— <i>continued</i>										
Textiles—continued										
Cotton—continued										
Wool—continued										
Place-goods—continued										
Coloured, printed or dyed— <i>continued</i>										
Manufactures—continued										
Share of Bengal . . .	77,833	309,412	31,079	233,644	7,699	66,373	1,04,143	14,406	76,376	7,699
" Bombay . . .	919	4,120	493	417	6,366	633	2,329	326	663	6,366
" Sind . . .	1,073	306	30	75	243	744	324	48	160	243
" Madras & . . .	84,816	30,993	65,183	20,753	32,167	17,896	6,932	10,033	4,964	32,167
" Burma . . .	4,328	4,940	7,244	1,630	376	1,979	2,499	4,323	7,530	376
TOTAL . . .	168,511	340,842	94,118	256,668	51,983	66,447	1,14,276	20,604	88,810	51,983
Other sorts of manufactures <i>(including handkerchiefs and shawls in the piece)—</i>										
United Kingdom (including Channel Islands)	—	—	—	—	—	2,70,184	1,00,163	1,64,663	1,11,609	4,94,000
Other British Possessions	—	—	—	—	—	..	485	147	100	..
TOTAL BRITISH EMPIRE . . .	—	—	—	—	—	2,70,184	1,00,648	1,64,810	1,11,709	4,94,000
China (exclusive of Hongkong and Macao) . . .	—	—	—	—	—	..	15,477	..	588	..
Other Foreign Countries . . .	—	—	—	—	—	162	..
TOTAL FOREIGN COUNTRIES . . .	—	—	—	—	—	..	15,477	..	750	..
Share of Bengal . . .	—	—	—	—	—	6,474	69,901	16,379	71,343	6,474
" Bombay . . .	—	—	—	—	—	2,28,799	1,30,143	1,30,091	16,841	2,28,799
" Sind . . .	—	—	—	—	—	16,213	6,474	5,966	20,831	16,213
" Madras . . .	—	—	—	—	—	12,663	1,282	640	2,302	12,663
" Burma . . .	—	—	—	—	—	5,919	2,149	17,224	6,943	5,919
TOTAL . . .	—	—	—	—	—	2,70,184	1,76,064	1,64,810	1,12,459	4,94,000
Total Value of Cotton goods <i>(including Twist and Yarn)</i>	—	—	—	—	—	2,59,834	2,97,164	2,33,187	2,23,678	4,12,000
Flax—										
Manufactures—										
Canvas—										
United Kingdom (including Channel Islands)	Yards	Yards	Yards	Yards	Yards					
Share of Bengal . . .	126,046	85,484	18,341	16,814	76,011	21,298	25,061	10,764	8,843	21,298
" Bombay . . .	84,616	12,863	9,347	16,098	65,196	66,979	7,992	3,367	6,426	66,979
" Sind . . .	21,094	8,437	843	16,499	4,466	16,499
" Madras . . .	4,762	1,316	199	4,308	2,114	4,308
" Burma	100	300	91	871
" Burma . . .	5,574	11,999	2,694	279	16,172	6,818	10,222	7,999	307	16,172
TOTAL . . .	126,046	85,484	18,341	16,814	76,011	21,298	25,061	10,764	8,843	21,298
Place-goods—										
United Kingdom (including Channel Islands)	Yards	Yards	Yards	Yards	Yards					
Share of Bengal . . .	25,294	49,184	30,296	60,965	65,560	11,661	22,871	15,063	22,924	11,661
" Bombay	49	29,013	53,130	65,540	..	78	11,866	21,975	..
" Sind . . .	26,294	49,144	1,284	323	30	11,661	22,793	3,197	796	11,661
" Burma	7,607	7,123	..
TOTAL . . .	25,294	49,184	30,296	60,965	65,560	11,661	22,871	15,063	22,924	11,661
Other sorts (including bags and sacks)—										
United Kingdom (including Channel Islands)	—	—	—	—	—	52,420	56,333	31,770	27,248	52,420
Other British Possessions	—	—	—	—	—	12	..
TOTAL BRITISH EMPIRE . . .	—	—	—	—	—	52,420	56,333	31,770	27,258	52,420
TOTAL FOREIGN COUNTRIES . . .	—	—	—	—	—	1,685

No. 13—continued

ARTICLES, AND COUNTRIES OF CONSIGNMENT; ALSO SHARE OF EACH PROVINCE	QUANTITY					VALUE				
	1931-32	1932-33	1933-34	1934-35	1935-36	1931-32	1932-33	1933-34	1934-35	1935-36
GOVERNMENT STORES— <i>continued</i>						R	R	R	R	R
Textiles—continued										
Flax—continued										
Manufactures—continued										
Other sorts (including bags and sacks)—continued										
Share of Bengal	—	—	—	—	—	7,577	1,300	2,287	7,535	4,191
“ Bombay	—	—	—	—	—	2,901	27,580	3,683	2,870	10,139
“ Sind	—	—	—	—	—	27,499	15,696	26,339	14,103	9,908
“ Madras	—	—	—	—	—	1,073	1,421	595	985	700
“ Burma	—	—	—	—	—	2,770	37	601	1,715	2,980
TOTAL	—	—	—	—	—	52,420	56,398	83,405	27,258	27,916
Total value of Flax (in- cluding Twist and Yarn)	—	—	—	—	—	1,45,864	1,04,255	59,232	62,024	1,54,742
Wool—										
Manufactures—										
Hosiery—	Lbs.	Lbs.	Lbs.	Lbs.	Lbs.					
United Kingdom (including Channel Islands)	100	25	401	659	1,172	1,230	172	911	1,642	3,656
Share of Bombay	100	95	401	659	669	1,330	172	911	1,642	1,544
“ Sind	603	2,112
TOTAL	100	25	401	659	1,172	1,230	172	911	1,642	3,656
Piecegoods—										
United Kingdom (including Channel Islands)	Yards	Yards	Yards	Yards	Yards	6,70,870	7,11,554	3,85,278	6,19,770	2,31,771
Ceylon (excluding Maldives)	396	813	..
TOTAL BRITISH EMPIRE	6,70,870	7,11,554	3,85,278	6,20,083	2,31,771					
Share of Bengal	177,378	429,038	38,244	21,312	20,599	2,13,761	5,31,337	20,097	10,966	68,311
“ Bombay	274,361	161,912	196,656	242,475	56,811	3,37,437	1,72,493	2,21,651	3,97,339	64,770
“ Sind	58,363	346	69,295	149,934	1,13,383	1,67,640	4,577	1,16,700	2,01,546	1,12,941
“ Madras	32	1,322	749	37	1,502	545
“ Burma	7,575	512	9,554	3,357	222	21,945	1,715	26,259	10,348	749
TOTAL	518,209	698,250	304,537	422,870	191,015	6,70,870	7,11,554	3,85,278	6,20,083	2,31,771
Other sorts—	Lbs.	Lbs.	Lbs.	Lbs.	Lbs.					
United Kingdom (including Channel Islands)	8,740	8,652	21,147	22,558	24,286	22,441	22,807	37,635	32,494	34,598
Other British Possessions	..	10	..	570	12	..	378	..
TOTAL BRITISH EMPIRE	8,740	8,662	21,147	23,128	24,286	22,441	22,819	37,635	32,872	34,598
TOTAL FOREIGN COUNTRIES	1,043	612
Share of Bengal	2,308	4,118	3,646	2,178	1,353	9,117	8,661	9,610	2,327	2,491
“ Bombay	4,480	3,624	17,587	2,201	4,578	11,376	10,718	13,760	6,335	2,641
“ Sind	244	43	4,790	15,145	2,344	685	137	12,046	19,973	2,437
“ Madras	40	185	..	1,591
“ Burma	214	1,660	1,984	2,644	15,932	762	3,915	9,034	4,227	23,138
TOTAL	8,746	9,705	21,147	23,128	24,286	22,441	23,431	37,635	32,867	34,598
Total value of Wool	—	—	—	—	—	6,94,541	7,25,167	4,23,819	6,54,892	2,70,025
Vehicles, excluding loca- motives, etc., for rail- ways—										
Coverlids and Carts (ex- cluding railway car- riages), and parts thereof—										
United Kingdom (including Channel Islands)	—	—	—	—	—	8,970	31,581	1,35,842	5,199	38,915

GENERAL IMPORTS

(GOVERNMENT STORES)

(858)

No. 13—continued

ARTICLES, AND COUNTRIES OF CONSIGNMENT; ALSO SHARE OF EACH PROVINCE	QUANTITY					VALUE				
	1931-32	1932-33	1933-34	1934-35	1935-36	1931-32	1932-33	1933-34	1934-35	1935-36
GOVERNMENT STORES— <i>continued</i>						R	R	R	R	R
Vehicles, excluding loco- motives, etc., for rail- ways—continued										
Share of Bengal	—	—	—	—	—	..	3,333	3,378	2,742	11,710
“ Bombay	—	—	—	—	—	..	6,878	..	787	..
“ Sind	—	—	—	—	—	4,928	61,191	1,33,284	182	24,724
“ Madras	—	—	—	—	—	69
“ Burma	—	—	—	—	—	4,642	9,239	368	517	..
(Protected	—	—	—	—	—	..	285	42	175	..
(Not protected	—	—	—	—	—	8,970	81,243	1,35,800	5,023	32,801
TOTAL	—	—	—	—	—	8,970	81,531	1,35,842	5,198	33,911
Carriages and parts for Rail- ways—										
United Kingdom (including Channel Islands)	—	—	—	—	—	6,08,788	2,32,492	1,33,590	2,32,278	5,07,08
Other British Possessions	—	—	—	—	—	1,045	4,020	2,358
TOTAL BRITISH EMPIRE	—	—	—	—	—	6,09,833	2,48,512	1,35,948	2,32,278	5,07,08
Germany	—	—	—	—	—	1,23,849	37,160	65,298	51,932	1,43,20
Belgium	—	—	—	—	—	21,315	..	55,410	1,86,379	1,21,20
Italy (including Fiume)	—	—	—	—	—	4,66,772	26,864	11,997	22,604	34,20
United States of America— Via Atlantic Coast	—	—	—	—	—	7,67
Other Foreign Countries	—	—	—	—	—	..	308	..	537	8
TOTAL FOREIGN COUNTRIES	—	—	—	—	—	6,20,940	64,320	1,36,796	2,41,508	2,12,17
Share of Bengal	—	—	—	—	—	7,37,912	38,307	19,272	1,44,948	1,11,77
“ Bombay	—	—	—	—	—	37,868	2,222	42,627	66,972	621
“ Sind	—	—	—	—	—	1,22,787	2,24,608	1,02,100	2,42,228	6,06,72
“ Burma	—	—	—	—	—	2,16,748	25,527	1,72,888	39,221	77,24
TOTAL	—	—	—	—	—	12,30,772	3,07,722	2,00,156	6,72,776	8,20,77
Wagons and parts for Rail- ways—										
United Kingdom (including Channel Islands)	—	—	—	—	—	59,216	7,030	12,868	29,744	1,14,20
Germany	—	—	—	—	—	26,494	5,897	15,161	47,109	11,42
Belgium	—	—	—	—	—	22,295	2,206	26,622	61,622	29,20
Italy (including Fiume)	—	—	—	—	—	22,452	5,222	..
TOTAL FOREIGN COUNTRIES	—	—	—	—	—	63,242	9,102	41,902	1,14,124	40,77
Share of Bengal	—	—	—	—	—	..	12,021	5,224	1,199	66,24
“ Bombay	—	—	—	—	—	..	1,540	7,22
“ Sind	—	—	—	—	—	91,472	1,592	45,330	1,26,870	76,22
“ Burma	—	—	—	—	—	46,898	..	3,762	15,799	4,21
TOTAL	—	—	—	—	—	1,36,558	16,192	54,666	1,43,868	1,64,77
Ships, parts of (including Launches and Boats)—										
United Kingdom (including Channel Islands)	—	—	—	—	—	10,212	48,654	11,521	34,946	..
Other British Possessions	—	—	—	—	—	200
TOTAL BRITISH EMPIRE	—	—	—	—	—	10,212	48,654	11,721	34,946	..
Share of Bengal	—	—	—	—	—	8,208	7,456	..
“ Bombay	—	—	—	—	—	1,240	..	200
“ Sind	—	—	—	—	—	9,604	27,490	..
“ Madras	—	—	—	—	—	1,379
“ Burma	—	—	—	—	—	622
TOTAL	—	—	—	—	—	10,212	49,854	11,721	34,946	..

No. 13—continued

ARTICLES, AND COUNTRIES OF CONSIGNMENT; ALSO SHARE OF EACH PROVINCE	QUANTITY					VALUE				
	1931-32	1932-33	1933-34	1934-35	1935-36	1931-32	1932-33	1933-34	1934-35	1935-36
GOVERNMENT STORES— <i>continued</i>						R	R	R	R	R
Vehicles, excluding loco- motives, etc., for rail- ways—concluded										
Other kinds—										
United Kingdom (including Channel Islands)	—	—	—	—	—	93,51,814	68,26,993	29,32,817	29,04,219	19,80,503
Ceylon (excluding Maldives)	—	—	—	—	—	325	—	35,301	—	—
Straits Settlements	—	—	—	—	—	6,320	—	—	2,937	6,088
Federated Malay States	—	—	—	—	—	—	—	—	—	40,200
TOTAL BRITISH EMPIRE	—	—	—	—	—	93,58,459	68,26,993	29,68,118	29,07,206	20,26,708
Iraq	—	—	—	—	—	5	—	14,739	51,234	—
Egypt	—	—	—	—	—	—	—	10,406	10,334	—
Other Foreign Countries	—	—	—	—	—	402	153	—	936	819
TOTAL FOREIGN COUNTRIES	—	—	—	—	—	407	153	25,138	62,554	819
Share of Bengal	—	—	—	—	—	59,203	15,124	11,195	64,813	5,147
" Bombay	—	—	—	—	—	4,23,313	4,56,991	1,46,260	1,17,439	1,31,943
" Sind	—	—	—	—	—	33,73,048	53,53,935	23,35,301	37,55,355	18,43,122
" Madras	—	—	—	—	—	933	1,098	—	30,643	893
" Burma	—	—	—	—	—	6,330	—	—	1,460	46,510
TOTAL	—	—	—	—	—	93,58,866	68,27,146	29,93,256	29,09,700	20,27,016
Total Value of Vehicles, excluding locomotives, etc., for railways	—	—	—	—	—	1,07,45,379	67,81,225	34,64,644	36,27,548	31,02,142
All other articles— Unmanufactured—										
United Kingdom (including Channel Islands)	—	—	—	—	—	3,54,593	2,16,397	52,758	51,798	10,900
Ceylon (excluding Maldives)	—	—	—	—	—	105	98	8,831	739	16,770
Straits Settlements	—	—	—	—	—	7,095	800	45	10	—
Commonwealth of Aus- tralia	—	—	—	—	—	12,77,950	—	3,09,416	11,23,148	15,43,256
Other British Possessions	—	—	—	—	—	—	186	15	—	63
TOTAL BRITISH EMPIRE	—	—	—	—	—	16,89,743	2,17,981	6,61,115	11,80,745	15,70,938
Germany	—	—	—	—	—	22,894	1,128	3	655	236
Iran	—	—	—	—	—	26,06,300	20,81,550	13,11,967	14,71,857	9,09,134
Siam	—	—	—	—	—	8,248	—	—	—	—
Egypt	—	—	—	—	—	40,210	—	—	—	—
United States of America— Via Atlantic Coast	—	—	—	—	—	1,905	5,39,714	11,129	4,14,739	3,02,911
Argentina Republic (in- cluding the Atlantic Coast of Patagonia)	—	—	—	—	—	—	—	—	4,93,200	3,01,320
Other Foreign Countries	—	—	—	—	—	—	232	4,319	728	237
TOTAL FOREIGN COUNTRIES	—	—	—	—	—	27,69,557	20,22,624	13,27,448	23,31,229	15,14,388
Share of Bengal	—	—	—	—	—	16,14,394	3,472	9,12,232	11,37,943	15,45,875
" Bombay	—	—	—	—	—	4,97,404	5,71,901	3,40,815	6,469	22,121
" Sind	—	—	—	—	—	33,94,451	32,43,950	10,13,955	24,16,430	15,14,727
" Madras	—	—	—	—	—	2,734	10,394	1,465	1,037	2,654
" Burma	—	—	—	—	—	132	933	145	105	199
TOTAL	—	—	—	—	—	44,00,303	23,40,605	22,38,563	35,01,974	30,85,376

GENERAL IMPORTS

(860)

(GOVERNMENT STORES).

No. 13—continued

ARTICLES, AND COUNTRIES OF CONSIGNMENT; ALSO SHARE OF EACH PROVINCE	QUANTITY					VALUE				
	1931-32	1932-33	1933-34	1934-35	1935-36	1931-32	1932-33	1933-34	1934-35	1935-36
GOVERNMENT STORES— <i>continued</i>						R	R	R	R	R
All other articles— <i>continued</i>										
Manufactured—										
United Kingdom (including Channel Islands)	—	—	—	—	—	10,68,461	7,22,481	7,04,244	6,31,071	8,08,484
Ceylon (excluding Maldives)	—	—	—	—	—	22,201	24,800	9,249	10,200	4,204
Commonwealth of Australia	—	—	—	—	—	1,20,244	76,220	52,090	24,121	59,121
Other British Possessions	—	—	—	—	—	2,199	2,439	400	2,700	528
TOTAL BRITISH EMPIRE.	—	—	—	—	—	12,09,205	8,27,250	7,48,883	6,75,162	8,48,098
Germany	—	—	—	—	—	22,223	10,392	20,616	14,266	2,217
Netherlands	—	—	—	—	—	26,702	..	122	2,242	508
Belgium	—	—	—	—	—	1,717	452	..	9,228	6,944
France	—	—	—	—	—	..	550	431	..	7,021
Italy (including Fiume)	—	—	—	—	—	1,222	5,278	1,212	6,747	119
Java	—	—	—	—	—	2,26,292	77,472	..	25	..
Argentine Republic (including the Atlantic Coast of Patagonia)	—	—	—	—	—	9,716	12,665	2,225
Other Foreign Countries	—	—	—	—	—	5,997	6,941	2,101	1,422	5,097
TOTAL FOREIGN COUNTRIES	—	—	—	—	—	2,04,778	1,01,276	26,221	52,754	27,227
States of Bengal	—	—	—	—	—	4,22,292	1,92,420	1,20,640	1,22,220	1,21,116
" Bombay	—	—	—	—	—	4,29,222	2,01,659	1,22,292	1,70,926	2,21,226
" Sind	—	—	—	—	—	5,46,970	4,50,716	2,22,222	2,22,222	2,22,222
" Madras	—	—	—	—	—	1,12,427	61,121	77,712	1,12,727	80,222
" Burma	—	—	—	—	—	21,472	62,292	20,227	62,222	27,222
TOTAL	—	—	—	—	—	15,16,980	9,28,526	7,74,216	7,27,916	8,76,222
Total value of Government Stores—										
United Kingdom (including Channel Islands)	—	—	—	—	—	2,17,05,741	2,00,72,021	1,45,15,266	1,64,04,664	1,56,92,221
Ceylon (excluding Maldives)	—	—	—	—	—	22,207	22,272	52,707	10,406	22,222
Straits Settlements	—	—	—	—	—	2,22,408	1,64,540	2,20,276	7,21,221	2,27,221
Federated Malay States	—	—	—	—	—	12	..	21,221
Hongkong	—	—	—	—	—	14,671	2,222
Canada — Via Atlantic Coast	—	—	—	—	—	75,242	70,227	1,27,221
Commonwealth of Australia	—	—	—	—	—	12,08,204	77,122	9,22,406	11,22,204	12,22,222
Other British Possessions	—	—	—	—	—	2,222	7,471	1,427	2,222	2,222
TOTAL BRITISH EMPIRE	—	—	—	—	—	2,24,20,126	2,02,47,442	1,52,78,294	1,84,02,108	1,72,22,227

No. 13—concluded

ARTICLES, AND COUNTRIES OF CONSIGNMENT; ALSO SHARE OF EACH PROVINCE	QUANTITY					VALUE				
	1931-32	1932-33	1933-34	1934-35	1935-36	1931-32	1932-33	1933-34	1934-35	1935-36
GOVERNMENT STORES— concluded						R	R	R	R	R
Total value of Government Stores—continued										
Sweden	—	—	—	—	—	83,104	44,046	3,260	11,167	85,121
Norway	—	—	—	—	—	..	1,286	..	18,484	2,885
Germany	—	—	—	—	—	87,30,237	5,45,490	14,46,983	9,52,015	27,75,432
Netherlands	—	—	—	—	—	1,04,814	28,941	22,782	48,528	1,32,178
Belgium	—	—	—	—	—	8,13,400	1,83,560	2,28,687	4,83,300	4,52,824
France	—	—	—	—	—	6,395	2,424	20,871	16,965	79,877
Switzerland	—	—	—	—	—	..	410	10,204
Italy (including Fiume)	—	—	—	—	—	7,79,184	1,62,654	1,76,441	2,79,691	1,23,569
Austria	—	—	—	—	—	3,861	100	52,318	754	..
Hungary	—	—	—	—	—	90,052
Turkey, Asiatic	—	—	—	—	—	5,123	..	127
Iraq	—	—	—	—	—	25,628	68	18,166	52,074	392
Iran	—	—	—	—	—	20,36,379	20,81,550	13,11,907	14,71,864	9,09,434
Java	—	—	—	—	—	2,56,693	77,473	1,122	25	..
Siam	—	—	—	—	—	3,248	749	..
China (exclusive of Hong- kong and Macao)	—	—	—	—	—	4,706	51,242	1,18,511	613	9,304
Japan	—	—	—	—	—	34	2,522	202	..	20,098
Egypt	—	—	—	—	—	40,453	..	10,446	11,336	..
Portuguese East Africa	—	—	—	—	—	2,17,623
United States of America— Via Atlantic Coast	—	—	—	—	—	7,65,653	8,44,860	66,260	6,17,962	5,56,894
" Pacific	—	—	—	—	—	6,897	2,242	899	520	320
Argentine Republic (in- cluding the Atlantic Coast of Patagonia)	—	—	—	—	—	9,716	5,05,885	3,05,745
Other Foreign Countries	—	—	—	—	—	3,069	1,023	8,418	1,385	3,402
TOTAL FOREIGN COUNTRIES	—	—	—	—	—	92,94,265	39,85,431	35,96,884	44,68,297	56,74,908
Share of Bengal	—	—	—	—	—	32,39,321	40,00,823	45,76,925	46,03,694	70,06,228
" Bombay	—	—	—	—	—	60,25,190	89,72,564	45,00,936	59,17,140	64,18,133
" Sind	—	—	—	—	—	2,18,90,587	1,36,36,493	78,91,495	1,01,85,056	93,17,229
" Madras	—	—	—	—	—	38,84,035	15,02,699	13,58,050	12,40,733	12,17,714
" Burma	—	—	—	—	—	26,56,157	12,39,540	11,47,572	10,33,757	29,49,228
GRAND TOTAL	—	—	—	—	—	4,37,14,391	2,43,32,879	1,94,75,278	2,29,60,405	2,40,08,536

GENERAL EXPORTS

(862)

(GOVERNMENT STORES)
INDIAN MERCHANDISE

No. 14.

QUANTITY and VALUE of EXPORTS of GOVERNMENT STORES (INDIAN MERCHANDISE) from
BRITISH INDIA in each official year from 1931-32 to 1935-36

ARTICLES, AND COUNTRIES OF FINAL DESTINATION; ALSO SHARE OF EACH PROVINCE	QUANTITY					VALUE				
	1931-32	1932-33	1933-34	1934-35	1935-36	1931-32	1932-33	1933-34	1934-35	1935-36
GOVERNMENT STORES—						R	R	R	R	R
Apparel (including Drapery, Uniforms, Accoutrements, but excluding Monetary)—										
Straits Settlements . . .	—	—	—	—	—	17,768	3,558	15,069	10,992	14,157
Hongkong	—	—	—	—	—	7,013	—	7,853	10,347	8,422
Other British Possessions . .	—	—	—	—	—	102	2,365	200	693	710
TOTAL BRITISH EMPIRE	—	—	—	—	—	24,877	5,911	23,227	22,032	23,289
TOTAL FOREIGN COUNTRIES	—	—	—	—	—	8,556	108	625	—	73
<i>Share of Bengal</i>	—	—	—	—	—	877	291	279	2,239	2,302
<i>" Bombay</i>	—	—	—	—	—	5,568	—	833	693	763
<i>" Madras</i>	—	—	—	—	—	23	—	—	—	—
<i>" Burma</i>	—	—	—	—	—	24,238	5,620	22,267	21,449	19,977
TOTAL	—	—	—	—	—	30,433	5,919	24,852	22,032	23,362
Arms, Ammunition and Military Stores —										
Straits Settlements	—	—	—	—	—	8,191	2,928	11,574	96	261
Hongkong	—	—	—	—	—	289	5,881	9,143	3,943	12,220
Other British Possessions . .	—	—	—	—	—	3,500	76	—	—	—
TOTAL BRITISH EMPIRE	—	—	—	—	—	11,971	8,884	20,717	4,049	12,481
<i>Share of Bengal</i>	—	—	—	—	—	3,789	5,981	9,143	3,943	12,471
<i>" Madras</i>	—	—	—	—	—	1,906	—	—	—	—
<i>" Burma</i>	—	—	—	—	—	6,181	3,003	11,574	96	260
TOTAL	—	—	—	—	—	11,971	8,884	20,717	4,049	12,481
Books, printed, and printed matter (not being stationery), including Maps and Charts—										
United Kingdom (including Channel Islands)	—	—	—	—	—	74,182	78,845	51,884	40,504	42,0
Other British Possessions . .	—	—	—	—	—	299	1,066	1,171	2,214	2,0
TOTAL BRITISH EMPIRE	—	—	—	—	—	74,481	79,911	53,055	42,718	44,0
United States of America— Via Atlantic Coast	—	—	—	—	—	4,309	4,447	2,199	4,073	3,21
Other Foreign Countries . . .	—	—	—	—	—	829	3,612	2,564	2,787	7,01
TOTAL FOREIGN COUNTRIES	—	—	—	—	—	5,138	8,059	4,763	6,860	10,21
<i>Share of Bengal</i>	—	—	—	—	—	87,808	63,290	39,144	28,626	27,211
<i>" Bombay</i>	—	—	—	—	—	10,558	10,179	17,624	21,938	24,466
<i>" Sind</i>	—	—	—	—	—	249	—	—	—	—
<i>" Madras</i>	—	—	—	—	—	10,499	22,888	4,113	3,491	3,220
<i>" Burma</i>	—	—	—	—	—	621	—	37	565	—
TOTAL	—	—	—	—	—	79,019	87,990	67,818	49,680	60,587

No. 14—continued

ARTICLES, AND COUNTRIES OF FINAL DESTINATION, ALSO SHARE OF EACH PROVINCE	QUANTITY					VALUE				
	1931-32	1932-33	1933-34	1934-35	1935-36	1931-32	1932-33	1933-34	1934-35	1935-36
	R	R	R	R	R	R	R	R	R	R
GOVERNMENT STORES— <i>continued</i>										
Boots and Shoes—	Pairs	Pairs	Pairs	Pairs	Pairs					
TOTAL BRITISH EMPIRE	237	323	88	267	79	2,900	3,404	431	2,241	631
Share of Bengal	37	23	331	21
" Burma	237	323	88	230	56	2,900	3,404	431	2,010	610
TOTAL	237	323	88	267	79	2,900	3,404	431	2,241	631
Building and Engineering Materials, other than of iron, steel, or wood										
TOTAL FOREIGN COUNTRIES	—	—	—	—	—	262
Share of Madras	—	—	—	—	—	262
Coal and Coke	Tons	Tons	Tons	Tons	Tons
Drugs, Medicines and Narcotics—										
United Kingdom (including Channel Islands)	—	—	—	—	—	361	21,856	59,012	1,02,986	4,75,756
Other British Possessions	—	—	—	—	—	..	75	723	1,424	39
TOTAL BRITISH EMPIRE	—	—	—	—	—	361	21,931	60,635	1,04,410	4,75,795
TOTAL FOREIGN COUNTRIES	—	—	—	—	—	50	20	10
Share of Bengal	—	—	—	—	—	..	21,876	60,437	1,02,473	4,75,741
" Bombay	—	—	—	—	—	..	15	132	967	10
" Madras	—	—	—	—	—	361	40	15
" Burma	—	—	—	—	—	50	..	66	..	39
TOTAL	—	—	—	—	—	411	21,931	60,635	1,04,430	4,75,805
Grain, Pulse and Flour—										
Barley	Tons	Tons	Tons	Tons	Tons
Gram
Rice, not in the husk—										
TOTAL BRITISH EMPIRE	3
TOTAL FOREIGN COUNTRIES	25	24	16	18	..	1,716	1,774	856	1,047	..
Share of Burma	25	24	16	18	..	1,716	1,774	856	1,047	..
Wheat—										
TOTAL FOREIGN COUNTRIES	79
Share of Sind	79

GENERAL EXPORTS

(864)

(GOVERNMENT STORES)
INDIAN MERCHANDISE

No. 14—continued

ARTICLES, AND COUNTRIES OF FINAL DESTINATION; ALSO SHARE OF EACH PROVINCE	QUANTITY					VALUE				
	1931-32	1932-33	1933-34	1934-35	1935-36	1931-32	1932-33	1933-34	1934-35	1935-36
GOVERNMENT STORES— continued						R	R	R	R	R
Grain, Pulse and Flour —continued	Tons	Tons	Tons	Tons	Tons					
Wheat flour—										
Native States in Arabia other than Maskat Territory and Trucial Oman	132	16,063
Iraq	254	239	46	29,608	27,238	51
TOTAL FOREIGN COUNTRIES	254	239	132	..	46	29,608	27,238	16,063	..	51
Share of Bombay	254	29,608
" Sind	..	239	132	..	46	..	27,238	16,063	..	51
TOTAL	254	239	132	..	46	29,608	27,238	16,063	..	51
Other sorts—	Tons	Tons	Tons	Tons	Tons					
TOTAL FOREIGN COUNTRIES	13
Share of Burma	13
Hardware and Cutlery, in- cluding Agricultural Imple- ments and Plated Ware—										
United Kingdom (including Channel Islands)	—	—	—	—	—	15,447	4,470	2,405	7,098	14,44
Hongkong	—	—	—	—	—	950	17,940	2,168	14,717	17,00
Other British Possessions	—	—	—	—	—	2,185	3,418	1,917	2,323	1,00
TOTAL BRITISH EMPIRE	—	—	—	—	—	14,582	25,828	6,490	24,538	22,07
Iraq	—	—	—	—	—	5,135	418	5,00
Other Foreign Countries	—	—	—	—	—	..	875	1,455	573	2,70
TOTAL FOREIGN COUNTRIES	—	—	—	—	—	5,135	875	1,455	991	7,70
Share of Bengal	—	—	—	—	—	939	20,370	6,324	17,493	20,30
" Bombay	—	—	—	—	—	11,197	2,050	50	7,877	20,44
" Madras	—	—	—	—	—	4,565	2,243	500
" Burma	—	—	—	—	—	2,045	840	2,071	183	173
TOTAL	—	—	—	—	—	19,717	26,708	9,945	25,397	61,84
Instruments, Apparatus and Appliances and parts thereof										
United Kingdom (including Channel Islands)	—	—	—	—	—	3,761	25,118	10,150	6,884	2,37
Aden and Dependencies	—	—	—	—	—	9,008	1,101	2,250	6,842	4,17
Other British Possessions	—	—	—	—	—	2,261	4,570	1,075	5,410	1,48
TOTAL BRITISH EMPIRE	—	—	—	—	—	15,029	30,789	14,475	21,136	8,02
China (exclusive of Hong- kong and Macao)	—	—	—	—	—	..	5,158	..	41	..
Other Foreign Countries	—	—	—	—	—	4,043	210	2,748	2,816	2,40
TOTAL FOREIGN COUNTRIES	—	—	—	—	—	4,043	5,378	2,748	2,857	2,40

No. 14—continued

ARTICLES, AND COUNTRIES OF FINAL DESTINATION: ALSO SHARE OF EACH PROVINCE.	QUANTITY					VALUE				
	1931-32	1932-33	1933-34	1934-35	1935-36	1931-32	1932-33	1933-34	1934-35	1935-36
GOVERNMENT STORES— <i>continued</i>						R	R	R	R	R
Share of Bengal	—	—	—	—	—	938	29,302	1,763	6,168	2,807
" Bombay	—	—	—	—	—	16,502	2,364	13,463	17,123	3,220
" Burma	—	—	—	—	—	1,623	4,501	2,007	200	342
TOTAL	—	—	—	—	—	19,063	36,167	17,228	23,493	11,429
Leather—										
<i>Unwrought—</i>	Cwts.	Cwts.	Cwts.	Cwts.	Cwts.					
TOTAL BRITISH EMPIRE	1	37	..	110	449	3,456
Share of Bengal	433	3,456
" Burma	1	110	16	..
TOTAL	1	37	..	110	449	3,456
Manufactures—										
TOTAL BRITISH EMPIRE	—	—	—	—	—	53	425	178	1,342	654
China (excludes of Hongkong of Macao)	—	—	—	—	—	—	—	—	—	12
Share of Bengal	—	—	—	—	—	..	89	..	1,185	529
" Burma	—	—	—	—	—	63	336	173	167	177
TOTAL	—	—	—	—	—	53	425	178	1,342	706
Liquor—										
<i>Ale, Beer and Porter</i>	Gals.	Gals.	Gals.	Gals.	Gals.
<i>Spirits—</i>	Gals.	Gals.	Gals.	Gals.	Gals.
TOTAL FOREIGN COUNTRIES	..	9	40
Share of Bombay	..	9	40
Metals and Ores—										
Brass, Bronze and similar alloys and manufactures thereof	Cwts.	Cwts.	Cwts.	Cwts.]	Cwts.	58
Canada and Atlantic—
Share of Bengal	58
Copper—										
Unwrought
Wrought—										
TOTAL BRITISH EMPIRE	..	2	2	2	50	..	75	800	300	3,300
Germany	37
Share of Bengal	15
" Bombay	..	2	2	2	50	..	60	300	300	3,337
TOTAL	..	2	2	2	50	..	75	800	300	3,337
Iron or Steel—	Tons	Tons	Tons	Tons	Tons					
TOTAL BRITISH EMPIRE	3	200	..	127	..	386
Germany	114	50,000
Share of Bengal	3	200	386
" Bombay	114	50,000
" Burma	127
TOTAL	117	200	..	127	..	50,386
Metals and ores, unmanu- factured—	Cwts.	Cwts.	Cwts.	Cwts.	Cwts.					
Aden and Dependencies	13	3	12	10,000	6,000	10,000
Germany	1	12

GENERAL EXPORTS

(866)

(GOVERNMENT STORES)
INDIAN MERCHANDISE

No. 14—continued

ARTICLES, AND COUNTRIES OF FINAL DESTINATION; ALSO SHARE OF EACH PROVINCE	QUANTITY					VALUE				
	1931-32	1932-33	1933-34	1934-35	1935-36	1931-32	1932-33	1933-34	1934-35	1935-36
GOVERNMENT STORES— <i>continued</i>						R	R	R	R	R
Metals and Ores—contd.										
Metals and ores, unenumerated—contd.	Owts.	Owts.	Owts.	Owts.	Owts.					
Share of Bombay	18	8	18	10,000	6,000	10,
Total of Metals and Ores . .	Tons	Tons	Tons	Tons	Tons	900	75	10,427	6,800	60,
Opium—										
British Empire—	Chests & Owts.	Chests & Owts.	Chests & Owts.	Chests & Owts.	Chests & Owts.					
Shipped to the United Kingdom (including Channel Islands) . . .	1=1	1,714
Shipped direct to the Governments of Hongkong, the Straits Settlements, and other East Indian Governments—										
To Aden and Dependencies	1=1	1,702	..	1,099	..
" Ceylon (including Maldives) . . .	20=25	16=20	12=15	8=10	4=5	80,000	64,000	48,000	32,000	16,
" Straits Settlements . . .	1,207=1,606	784=979	602=1,124	426=528	258=316	48,22,000	31,26,000	26,08,000	17,04,000	10,12,
" Hongkong . . .	116=144	45=60	37=46	48=60	..	4,84,000	1,02,000	1,48,000	1,92,000	..
" Br. Borneo . . .	66=82	32=41	55=67	11=14	..	2,64,000	1,22,000	2,20,000	44,000	..
TOTAL BRITISH EMPIRE . . .	1,410=1,758	890=1,100	1,006=1,252	494=618	257=321	54,87,714	35,21,702	40,24,000	19,73,099	10,22,
To Denmark	1=..
" Japan	35
Share of Bengal . . .	1,409=1,757	889=1,100	1,005=1,252	493=618	256=321	54,34,070	35,20,035	40,24,000	19,72,000	10,22,
" Bombay . . .	1=1	1=1	..	1,714	1,702	..	1,099	..
TOTAL . . .	1,410=1,758	890=1,100	1,006=1,252	494=618	257=321	54,87,714	35,21,737	40,24,000	19,73,099	10,22,
Stationery (excluding paper)—										
Aden and Dependencies . . .	—	—	—	—	—	2,522	5,222	8,109	5,667	4,
Other British Possessions . . .	—	—	—	—	—	4,408	2,386	2,087	2,447	2,
TOTAL BRITISH EMPIRE . . .	—	—	—	—	—	7,225	9,068	10,196	9,114	7,
TOTAL FOREIGN COUNTRIES . .	—	—	—	—	—	2,400	1,800	1,880	2,355	2,
Share of Bengal . . .	—	—	—	—	—	7,072	2,472	2,527	2,876	11,
" Bombay . . .	—	—	—	—	—	1,927	1,296	2,222	1,642	7,
" Sind . . .	—	—	—	—	—	74	248	268	188	..
" Burma . . .	—	—	—	—	—	622	725	50
TOTAL . . .	—	—	—	—	—	9,776	10,048	12,085	11,479	12,
Telegraph materials for construction—										
Aden and Dependencies . . .	—	—	—	—	—	2,
Share of Bombay . . .	—	—	—	—	—	1,
Textiles—										
Cotton manufactures—										
United Kingdom (including Channel Islands) . . .	—	—	—	—	—	72,801	73,457	1,01,614	1,00,238	17,72
Straits Settlements . . .	—	—	—	—	—	1,308	2,580	6,109	224	2,12
Hongkong . . .	—	—	—	—	—	4,992	22,120	48,807	5,608	21,02
Commonwealth of Australia . . .	—	—	—	—	—	8,451	..
Other British Possessions . . .	—	—	—	—	—	5,041	6,847	9,050	4,572	..
TOTAL, BRITISH EMPIRE . . .	—	—	—	—	—	84,142	1,05,004	1,60,080	1,10,080	51,24

No. 14—continued

ARTICLES, AND COUNTRIES OF FINAL DESTINATION; ALSO SHARE OF EACH PROVINCE	QUANTITY					VALUE				
	1931-32	1932-33	1933-34	1934-35	1935-36	1931-32	1932-33	1933-34	1934-35	1935-36
GOVERNMENT STORES— <i>continued</i>						R	R	R	R	R
Textiles—concluded										
Cotton Manufactures—contd.										
China (exclusive of Hongkong and Macao)	—	—	—	—	—	16,894	15,512	7,789	408	6,518
Other Foreign Countries	—	—	—	—	—	807	756	843	1,250	—
TOTAL FOREIGN COUNTRIES	—	—	—	—	—	16,701	16,268	8,132	1,668	6,518
Share of Bengal	—	—	—	—	—	98,329	1,17,069	1,68,822	1,17,588	65,853
Bombay	—	—	—	—	—	654	1,001	361	968	—
Sind	—	—	—	—	—	10	160	144	—	—
Burma	—	—	—	—	—	1,860	3,052	3,885	2,193	2,506
TOTAL	—	—	—	—	—	1,00,843	1,21,272	1,68,212	1,20,749	68,859
Flax, manufactures—										
TOTAL BRITISH EMPIRE	—	—	—	—	—	1,120	..	16	89	87
Share of Bengal	—	—	—	—	—	16	..	87
Burma	—	—	—	—	—	1,120	89	..
TOTAL	—	—	—	—	—	1,120	..	16	89	87
Wool—										
Manufactures—										
TOTAL BRITISH EMPIRE	—	—	—	—	—	1,559	577	3,743	200	1,887
Share of Bengal	—	—	—	—	—	..	358
Bombay	—	—	—	—	—	633	219	3,743	200	536
Burma	—	—	—	—	—	876	1,351
TOTAL	—	—	—	—	—	1,559	577	3,743	200	1,887
Vehicles (excluding Locomo- tives, etc., for Railways)										
TOTAL BRITISH EMPIRE	—	—	—	—	—	4,800
China (exclusive of Hongkong and Macao)	—	—	—	—	—	2,378
Share of Bengal	—	—	—	—	—	4,800	2,378
All other articles—										
Unmanufactured—										
United Kingdom (including Channel Islands)	—	—	—	—	—	5,204	93,921	13,591	2,541	1,43,188
Aden and Dependencies	—	—	—	—	—	6,977
Malta and Gozo	—	—	—	—	—	..	17,897	23,460
Other British Possessions	—	—	—	—	—	718	4,091	2,268	1,674	4,972
TOTAL BRITISH EMPIRE	—	—	—	—	—	5,922	1,15,909	15,859	4,215	1,73,597

GENERAL EXPORTS

(868)

(GOVERNMENT STORES)
INDIAN MERCHANDISE

No. 14—continued

ARTICLES, AND COUNTRIES OF FINAL DESTINATION; ALSO SHARE OF EACH PROVINCE	QUANTITY					VALUE				
	1931-32	1932-33	1933-34	1934-35	1935-36	1931-32	1932-33	1933-34	1934-35	1935-36
GOVERNMENT STORES— <i>continued</i>						R	R	R	R	R
All other articles—continued										
Unmanufactured—continued										
Belgium	—	—	—	—	—	225	43,000	43,000	1,00,000	1,000
Other Foreign Countries	—	—	—	—	—	391	991	7,175	2,932	4,494
TOTAL FOREIGN COUNTRIES	—	—	—	—	—	616	44,491	50,175	1,02,932	5,494
Share of Bengal	—	—	—	—	—	6,169	10,477	30,747	8,991	7,478
" Bombay	—	—	—	—	—	13	43,798	43,800	1,00,000	7,216
" Sind	—	—	—	—	—	83	13	604	182	2,187
" Madras	—	—	—	—	—	677	69	377	18	34
" Burma	—	—	—	—	—	415	1,06,962	694	789	1,87,373
TOTAL	—	—	—	—	—	6,583	1,60,400	66,032	1,07,147	1,84,069
Manufactured—										
United Kingdom (including Channel Islands)	—	—	—	—	—	15,733	690	6,321	556	4,123
Aden and Dependencies	—	—	—	—	—	3,370	3,112	2,674	600	12,309
Straits Settlements	—	—	—	—	—	1,327	8,933	10,656	6,351	2,536
Hongkong	—	—	—	—	—	15,249	1,996	362	2,733	8,205
Anglo Egyptian Sudan	—	—	—	—	—	1,629	12,901
Canada—										
Via Atlantic Coast	—	—	—	—	—	53,946
Other British Possessions	—	—	—	—	—	1,133	65	100	87	1,243
TOTAL BRITISH EMPIRE	—	—	—	—	—	32,641	12,798	20,913	10,822	1,04,922
Belgium	—	—	—	—	—	16,982
Iraq	—	—	—	—	—	30,681	..	10,286	1,005	4,853
Egypt	—	—	—	—	—	2,599	..	27,000
China (exclusive of Hong- kong and Macao)	—	—	—	—	—	7,780	1,160	17	6,123	60
Other Foreign Countries	—	—	—	—	—	3,034	2,228	178	1,074	6,477
TOTAL FOREIGN COUNTRIES	—	—	—	—	—	55,377	2,458	14,080	8,202	33,429
Share of Bengal	—	—	—	—	—	32,737	3,871	1,267	12,719	64,821
" Bombay	—	—	—	—	—	87,109	5,500	17,974	1,359	72,464
" Sind	—	—	—	—	—	..	50	499	..	345
" Madras	—	—	—	—	—	29	100	5,219	759	180
" Burma	—	—	—	—	—	1,172	6,932	9,762	2,897	2,161
TOTAL	—	—	—	—	—	97,028	16,254	24,698	19,084	1,41,761
Grand Total value of Government stores—										
United Kingdom (including Channel Islands)	—	—	—	—	—	1,36,481	2,09,529	2,49,177	2,68,165	7,01,931
Malta and Gozo	—	—	—	—	—	..	17,897	..	963	22,490
Aden and Dependencies	—	—	—	—	—	12,304	12,267	25,472	24,670	48,440
Bahrain Islands	—	—	—	—	—	1,913	1,001	515	1,769	12,516
Ceylon (including Maldives)	—	—	—	—	—	80,730	64,788	49,066	32,279	1,037
Straits Settlements	—	—	—	—	—	48,66,322	31,62,219	36,57,697	17,26,375	10,36,093
British Borneo	—	—	—	—	—	2,64,000	1,28,050	2,20,000	44,000	..

GENERAL EXPORTS

(GOVERNMENT STORES)

INDIAN MERCHANDISE

No. 14—concluded

ARTICLES, AND COUNTRIES OF FINAL DESTINATION; ALSO SHARE OF EACH PROVINCE	QUANTITY					VALUE				
	1931-32	1932-33	1933-34	1934-35	1935-36	1931-32	1932-33	1933-34	1934-35	1935-36
						Rs	Rs	Rs	Rs	Rs
GOVERNMENT STORES— concluded										
<i>Grand Total value of Govern- ment Stores—continued</i>										
Hongkong	—	—	—	—	—	4,90,870	2,48,978	2,11,882	2,48,238	86,161
Anglo-Egyptian Sudan	—	—	—	—	—	1,029	8	..	15	16,101
Canada—										
<i>Via Atlantic Coast</i>	—	—	—	—	—	2,534	820	54,008
<i>" Pacific "</i>	—	—	—	—	—	78
Commonwealth of Australia	—	—	—	—	—	1,897	3,059	5,119	9,388	1,225
Other British Possessions	—	—	—	—	—	4,029	8,326	2,715	4,878	965
TOTAL BRITISH EMPIRE	—	—	—	—	—	59,25,180	39,42,117	44,23,750	23,51,565	19,89,932
Germany	—	—	—	—	—	5	782	2,259	1,348	51,109
Belgium	—	—	—	—	—	17,307	43,972	43,500	1,00,500	1,000
Native States in Arabia (other than Maskat Terri- tory and Trucial Oman)	—	—	—	—	—	2,401	327	18,909	2,664	1,328
Iraq	—	—	—	—	—	78,122	81,996	18,549	8,074	22,925
China (exclusive of Hong- kong and Macao)	—	—	—	—	—	23,921	22,458	8,519	6,698	11,312
Egypt	—	—	—	—	—	975	1,382	4,978	955	29,782
United States of America—										
<i>Via Atlantic Coast</i>	—	—	—	—	—	6,621	4,457	2,199	4,916	9,701
Other Foreign Countries	—	—	—	—	—	4,260	4,188	5,882	5,397	14,162
TOTAL FOREIGN COUNTRIES	—	—	—	—	—	1,29,512	1,09,537	1,00,786	1,26,442	1,41,319
<i>Share of Bengal</i>	—	—	—	—	—	53,52,032	37,36,195	43,25,960	22,77,791	17,08,903
<i>Bombay</i>	—	—	—	—	—	1,05,900	75,256	1,10,494	1,60,388	2,10,747
<i>Madras</i>	—	—	—	—	—	30,095	27,307	17,667	328	7,536
<i>Madras</i>	—	—	—	—	—	17,145	36,121	10,460	4,178	8,745
<i>Burma</i>	—	—	—	—	—	48,519	1,36,274	60,115	35,412	1,95,230
TOTAL	—	—	—	—	—	60,54,692	40,51,654	45,24,536	24,78,007	21,31,251

GENERAL EXPORTS

(870)

(GOVERNMENT STORES)
FOREIGN MERCHANDISE

No. 15

QUANTITY and VALUE of EXPORTS of GOVERNMENT STORES (FOREIGN MERCHANDISE) from BRITISH INDIA in each official year from 1931-32 to 1935-36.

ARTICLES, AND COUNTRIES OF FINAL DESTINATION; ALSO SHARE OF EACH PROVINCE	QUANTITY					VALUE				
	1931-32	1932-33	1933-34	1934-35	1935-36	1931-32	1932-33	1933-34	1934-35	1935-36
GOVERNMENT STORES—						R	R	R	R	R
Apparel (including drapery, uniforms, accoutrements, but excluding hosiery)—										
United Kingdom (including Channel Islands)	—	—	—	—	—	1,02,578	80,866	16,227	581	1,201
Other British Possessions	—	—	—	—	—	265	2,082	2,048	1,819	560
TOTAL BRITISH EMPIRE	—	—	—	—	—	1,02,843	82,948	18,275	1,900	1,761
TOTAL FOREIGN COUNTRIES	—	—	—	—	—	2,009	2,792	2,514	1,600	2,489
<i>Share of Bengal</i>	—	—	—	—	—	49	582	..
<i>Bombay</i>	—	—	—	—	—	1,06,426	82,742	18,530	2,271	2,218
<i>Sind</i>	—	—	—	—	—	121	..	1,193	521	2,424
<i>Burma</i>	—	—	—	—	—	1,288	80	1,092
TOTAL	—	—	—	—	—	1,06,747	85,742	20,889	2,500	10,260
Arms, ammunition, and military stores—										
Firearms, and parts thereof—										
United Kingdom (including Channel Islands)	—	—	—	—	—	12,650	1,297	10,158	9,825	14,200
Aden and Dependencies	—	—	—	—	—	1,71,240
Hongkong	—	—	—	—	—	7,926	1,742	590	10,272	21
Other British Possessions	—	—	—	—	—	..	1,697	..	2,822	..
TOTAL BRITISH EMPIRE	—	—	—	—	—	20,646	4,842	10,748	24,040	1,85,461
Mascat Territory and Trucial Oman	—	—	—	—	—	5,240	..
Other Foreign Countries	—	—	—	—	—	4,522	279	75
TOTAL FOREIGN COUNTRIES	—	—	—	—	—	4,522	5,619	75
<i>Share of Bengal</i>	—	—	—	—	—	7,926	1,742	590	10,272	14,201
<i>Bombay</i>	—	—	—	—	—	12,650	2,294	14,466	5,619	..
<i>Sind</i>	—	—	—	—	—	2,420	1,71,215
<i>Burma</i>	—	—	—	—	—	650	102	55	4,242	..
TOTAL	—	—	—	—	—	20,646	4,842	15,121	29,659	1,85,536
Other Sorts—										
United Kingdom (including Channel Islands)	—	—	—	—	—	25,960	42,810	2,231	16,628	1,22,491
Ceylon (excluding Maldives)	—	—	—	—	—	670	12,262
Other British Possessions	—	—	—	—	—	6,522	2,010	2,085	6,070	4,617
TOTAL BRITISH EMPIRE	—	—	—	—	—	42,578	50,820	4,916	23,368	1,40,970
Iraq	—	—	—	—	—	2,650	7,524	4,294
Other Foreign Countries	—	—	—	—	—	2,919	7,650	741	6,770	4,410
TOTAL FOREIGN COUNTRIES	—	—	—	—	—	2,919	7,650	4,397	14,294	2,710
<i>Share of Bengal</i>	—	—	—	—	—	..	102	..	1,217	..
<i>Bombay</i>	—	—	—	—	—	25,960	11,226	7,722	26,126	1,19,420
<i>Sind</i>	—	—	—	—	—	10,217	46,427	1,220	229	200
<i>Burma</i>	—	—	—	—	—	245
TOTAL	—	—	—	—	—	47,497	58,470	9,212	27,672	1,49,620

GENERAL EXPORTS

(GOVERNMENT STORES)

FOREIGN MERCHANDISE

No. 15—continued

ARTICLES, AND COUNTRIES OF FINAL DESTINATION; ALSO SHARE OF EACH PROVINCE	QUANTITY					VALUE				
	1981-82	1982-83	1983-84	1984-85	1985-86	1981-82	1982-83	1983-84	1984-85	1985-86
						₹	₹	₹	₹	₹
GOVERNMENT STORES— <i>continued</i>										
Building and engineering materials, other than of iron, steel, or wood—										
Aden and Dependencies	—	—	—	—	—	37,500
Other British Possession	—	—	—	—	—	260	240	..
TOTAL BRITISH EMPIRE	—	—	—	—	—	260	240	37,500
TOTAL FOREIGN COUNTRIES	—	—	—	—	—	520	480	..
Share of Bombay	—	—	—	—	—	37,500
“ Sind	—	—	—	—	—	780	720	..
TOTAL	—	—	—	—	—	780	720	37,500
Chemicals, Drugs, Medicines, and Narcotics—										
United Kingdom (including Channel Islands)	—	—	—	—	—	..	208	32	12,959	885
Bahrain Islands	—	—	—	—	—	2,880	4,580	4,580	4,680	5,520
Other British Possessions	—	—	—	—	—	1,171	988	50	..	3
TOTAL BRITISH EMPIRE	—	—	—	—	—	4,051	5,726	4,662	17,639	6,858
Alaska Territory and Trustal Oman	—	—	—	—	—	5,480	9,160	9,120	9,885	12,120
Other Native States in Arabia	—	—	—	—	—	2,728	1,972
Egypt	—	—	—	—	—	..	8,454
Other Foreign Countries	—	—	—	—	—	2,558
TOTAL FOREIGN COUNTRIES	—	—	—	—	—	9,208	19,586	9,120	9,885	14,678
Share of Bengal	—	—	—	—	—	28	10	25	12,667	..
“ Bombay	—	—	—	—	—	1,148	9,392	..	4,800	..
“ Sind	—	—	—	—	—	12,085	15,712	13,700	9,865	30,498
“ Madras	—	—	—	—	—	..	40	7	175	120
“ Burma	—	—	—	—	—	..	153	50	67	3
TOTAL	—	—	—	—	—	13,255	25,312	13,782	26,974	20,531
Glass and glassware—										
TOTAL BRITISH EMPIRE	—	—	—	—	—	..	250	..	1,163	425
Share of Bengal	—	—	—	—	—	1,000	..
“ Bombay	—	—	—	—	—	98	425
“ Madras	—	—	—	—	—	..	350
“ Burma	—	—	—	—	—	67	..
TOTAL	—	—	—	—	—	..	250	..	1,163	425
Hardware and Cutlery, in- cluding agricultural imple- ments and plated ware—										
United Kingdom (including Channel Islands)	—	—	—	—	—	17,060	39,041	1,76,600	55,010	14,083
Other British Possessions	—	—	—	—	—	1,329	2,691	2,480	2,136	765
TOTAL BRITISH EMPIRE	—	—	—	—	—	18,379	41,732	1,79,080	57,146	14,848
TOTAL FOREIGN COUNTRIES	—	—	—	—	—	44	581	254	340	20
Share of Bengal	—	—	—	—	—	3,407	2,463	5,393	2,849	397
“ Bombay	—	—	—	—	—	12,376	5,480	1,00,593	7,512	4,383
“ Sind	—	—	—	—	—	169	39,254	7,986	49,200	4,846
“ Madras	—	—	—	—	—	2,871	2,116	5,193	4,923	4,695
“ Burma	—	—	—	—	—	100	..	120	1	48
TOTAL	—	—	—	—	—	18,023	42,318	1,79,284	57,486	14,868

GENERAL EXPORTS

(872)

(GOVERNMENT STORES)

FOREIGN MERCHANDISE

No. 15—continued

ARTICLES, AND COUNTRIES OF FINAL DESTINATION; ALSO SHARE OF EACH PROVINCE	QUANTITY					VALUE				
	1931-32	1932-33	1933-34	1934-35	1935-36	1931-32	1932-33	1933-34	1934-35	1935-36
GOVERNMENT STORES —continued						B	B	B	B	B
Instruments, Apparatus, and Appliances, and parts thereof—										
United Kingdom (including Channel Islands)	—	—	—	—	—	30,048	25,028	30,060	18,580	10,860
Aden and Dependencies	—	—	—	—	—	10,804	878	4,518	4,560	10,788
Straits Settlements	—	—	—	—	—	184	180	11,900
Other British Possessions	—	—	—	—	—	4,558	1,084	70	4,466	1,087
TOTAL BRITISH EMPIRE	—	—	—	—	—	84,901	26,987	24,850	27,715	24,028
TOTAL FOREIGN COUNTRIES	—	—	—	—	—	7,156	1,684	8,798	5,584	6,508
Share of Bengal	—	—	—	—	—	16,897	3,330	3,878	3,904	12,808
Bombay	—	—	—	—	—	29,297	15,662	22,904	19,551	22,300
Sind	—	—	—	—	—	1,389	560	1,869	7,122	8,146
Madras	—	—	—	—	—	3,371	9,129	1,368	3,690	3,186
Burma	—	—	—	—	—	223	309	124	932	251
TOTAL	—	—	—	—	—	42,057	22,591	22,648	23,249	40,225
Leather, unwrought and manufactures (excluding boots and shoes)—										
TOTAL BRITISH EMPIRE	—	—	—	—	—	122	..	42
TOTAL FOREIGN COUNTRIES	—	—	—	—	—	93	..
Share of Sind	—	—	—	—	—	122	93	..
Burma	—	—	—	—	—	42
TOTAL	—	—	—	—	—	122	93	42
Liquors	Gals.	Gals.	Gals.	Gals.	Gals.
Machinery and millwork—										
United Kingdom (including Channel Islands)	—	—	—	—	—	92,919	9,970	15,128	6,042	5,188
Straits Settlements	—	—	—	—	—	6,570	..	56,250
Hongkong	—	—	—	—	—	8,707	..
Other British Possessions	—	—	—	—	—	..	50	..	800	1,000
TOTAL BRITISH EMPIRE	—	—	—	—	—	92,919	10,020	19,728	15,049	62,436
Switzerland	—	—	—	—	—	20,000	..
Other Foreign Countries	—	—	—	—	—	..	3,868	780	1,350	..
TOTAL FOREIGN COUNTRIES	—	—	—	—	—	..	3,868	780	21,250	..
Share of Bengal	—	—	—	—	—	3,333	3,907	52,872
Bombay	—	—	—	—	—	..	890	889	3,726	540
Sind	—	—	—	—	—	87,578	10,328	15,068	3,562	2,928
Madras	—	—	—	—	—	1,466	2,780	260	20,900	39
Burma	—	—	—	—	—	4,570	6	..
TOTAL	—	—	—	—	—	92,919	12,908	20,468	26,209	62,436
Metals and Ores—	Owts.	Owts.	Owts.	Owts.	Owts.
Iron, Brass, and similar Alloys, wrought

No. 15—continued

ARTICLES, AND COUNTRIES OF FINAL DESTINATION, ALSO SHARE OF EACH PROVINCE	QUANTITY					VALUE				
	1931-32	1932-33	1933-34	1934-35	1935-36	1931-32	1932-33	1933-34	1934-35	1935-36
GOVERNMENT STORES— <i>continued</i>						R	R	R	R	R
Metals and Ores— <i>continued</i>										
Copper—	Owts.	Owts.	Owts.	Owts.	Owts.					
Unwrought—										
Hongkong	43	..
Share of Bengal	43	..
Wrought—	Owts.	Owts.	Owts.	Owts.	Owts.					
United Kingdom (including Channel Islands)	1	..	1	100	..	15	..
Share of Bombay	1	100
" Burma	1	15	..
TOTAL	1	..	1	100	..	15	..
Iron or Steel—	Tons	Tons	Tons	Tons	Tons					
Pig
Wrought and Manufactures—	Tons	Tons	Tons	Tons	Tons					
TOTAL BRITISH EMPIRE	3	2	..	250	156	25
TOTAL FOREIGN COUNTRIES.	5	1,208	56
Share of Bengal	2	133	..
" Bombay	3	250	25
" Sind	5	1,208	56
" Burma	23	..
TOTAL	8	2	..	1,458	56	..	156	25
Lead	Owts.	Owts.	Owts.	Owts.	Owts.
Metals and Ores, unac- counted—	Owts.	Owts.	Owts.	Owts.	Owts.					
TOTAL BRITISH EMPIRE	71	2	..	2,760	50	..
Share of Bengal	2	50	..
" Bombay	71	2,760
TOTAL	71	2	..	2,760	50	..
Total Metals and Ores	18	2	..	4,218	156	..	204	25
Stationery (including paper)—										
TOTAL BRITISH EMPIRE	2,107	419	515	759	202
TOTAL FOREIGN COUNTRIES	1,484	185	355	134	122
Share of Bengal	518	543	805	771	215
" Bombay	1,416	10
" Sind	1,668	51	55	122	109
TOTAL	3,591	604	870	893	324

GENERAL EXPORTS

(874)

(GOVERNMENT STORES)
FOREIGN MERCHANDISE

No. 15—continued

ARTICLES, AND COUNTRIES OF FINAL DESTINATION; ALSO SHARE OF EACH PROVINCE	QUANTITY					VALUE				
	1931-32	1932-33	1933-34	1934-35	1935-36	1931-32	1932-33	1933-34	1934-35	1935-36
GOVERNMENT STORES— <i>continued</i>						R	R	R	R	R
Telegraphs, materials for construction of—										
Aden and Dependancies	—	—	—	—	—	19,540
Other British Possessions	—	—	—	—	—	3	..	2,000	19	..
TOTAL BRITISH EMPIRE	—	—	—	—	—	3	..	2,000	19	19,540
Traq	—	—	—	—	—	4,750	9,350	82	56	..
Other Foreign Countries	—	—	—	—	—	333	..	59	243	..
TOTAL FOREIGN COUNTRIES	—	—	—	—	—	4,983	9,350	141	299	..
Share of Bengal	—	—	—	—	—	3	..	86	133	..
" Bombay	—	—	—	—	—	19,540
" Sind	—	—	—	—	—	4,980	9,350	45	130	..
" Burma	—	—	—	—	—	2,000
TOTAL	—	—	—	—	—	4,986	9,350	2,141	318	19,540
Textiles—										
Cotton—										
Twist and yarn—	Lbs.	Lbs.	Lbs.	Lbs.	Lbs.					
TOTAL BRITISH EMPIRE	142	166
Share of Bengal	142	166
Manufactures—										
United Kingdom (including Channel Islands)	—	—	—	—	—	6,725	100	275
Other British Possessions	—	—	—	—	—	1,240	218	361	456	1,005
TOTAL BRITISH EMPIRE	—	—	—	—	—	7,965	318	361	456	1,280
TOTAL FOREIGN COUNTRIES	—	—	—	—	—	157	399	656	433	672
Share of Bengal	—	—	—	—	—	7,322	..	286	..	12
" Bombay	—	—	—	—	—	6,590	717	2,321	394	2,969
" Sind	—	—	—	—	—	60
TOTAL	—	—	—	—	—	8,122	717	2,617	394	2,162
Flax Manufactures—										
TOTAL BRITISH EMPIRE	—	—	—	—	—	76	230	..
Share of Bengal	—	—	—	—	—	76
" Burma	—	—	—	—	—	230	..
TOTAL	—	—	—	—	—	76	230	..
Wool manufactures—										
Piecegoods	Yards	Yards	Yards	Yards	Yards					
Other sorts—	Lbs.	Lbs.	Lbs.	Lbs.	Lbs.					
Hongkong	30	51
Share of Bengal	30	51
Vehicles (including locomotives, etc., for Railways)—										
Ships, Parts of	—	—	—	—	—

GENERAL EXPORTS

(GOVERNMENT STORES)

FOREIGN MERCHANDISE

No. 15--concluded

ARTICLES, AND COUNTRIES OF FINAL DESTINATION; ALSO SHARE OF EACH PROVINCE	QUANTITY					VALUE				
	1931-32	1932-33	1933-34	1934-35	1935-36	1931-32	1932-33	1933-34	1934-35	1935-36
						R	R	R	R	R
GOVERNMENT STORES— <i>continued</i>										
All other articles—										
<i>Unmanufactured—</i>										
United Kingdom (including Channel Islands)	—	—	—	—	—	1,000	..	5,721	508	..
Other British Possessions	—	—	—	—	—	70	129	503
TOTAL BRITISH EMPIRE	—	—	—	—	—	1,070	129	6,224	508	..
TOTAL FOREIGN COUNTRIES.	—	—	—	—	—	—	..	503	800	1
<i>Share of Bengal</i>	—	—	—	—	—	..	129
" Bombay	—	—	—	—	—	495
" Sind	—	—	—	—	—	4,683	300	1
" Burma	—	—	—	—	—	1,120	..	559	503	..
TOTAL	—	—	—	—	—	1,120	129	6,726	808	1
Manufactured—										
United Kingdom (including Channel Islands)	—	—	—	—	—	1,10,699	63,651	83,544	88,278	76,543
Aden and Dependencies	—	—	—	—	—	756	1,104	2,771	2,207	2,27,389
Ceylon (including Maldives)	—	—	—	—	—	6,808	..
Straits Settlements	—	—	—	—	—	5,040	2,720	47,342	260	5,923
Federated Malay States	—	—	—	—	—	82,500	..
Anglo-Egyptian Sudan	—	—	—	—	—	16,221	..	4,218
Other British Possessions	—	—	—	—	—	2,251	3,102	1,091	1,273	5,274
TOTAL BRITISH EMPIRE	—	—	—	—	—	1,18,746	70,577	1,50,969	81,386	3,19,347
TOTAL FOREIGN COUNTRIES	—	—	—	—	—	10,314	853	39,317	26,299	13,148
Iraq	—	—	—	—	—	1,356	23,747	11,407	..	68,102
Egypt	—	—	—	—	—	764	3,490	752	1,517	840
Other Foreign Countries	—	—	—	—	—
TOTAL FOREIGN COUNTRIES	—	—	—	—	—	12,334	27,089	51,476	27,816	82,036
<i>Share of Bengal</i>	—	—	—	—	—	2,056	20,202	463	2,300	3,152
" Bombay	—	—	—	—	—	53,243	40,780	1,34,443	21,409	1,79,026
" Sind	—	—	—	—	—	65,680	21,104	73,041	35,332	2,17,678
" Madras	—	—	—	—	—	25	1,463
" Burma	—	—	—	—	—	10,102	..	4,500	85	43
TOTAL	—	—	—	—	—	1,30,980	97,666	2,02,445	1,09,202	4,01,432
Grand total value of Govern- ment Stores—										
United Kingdom (including Channel Islands)	—	—	—	—	—	4,03,676	2,69,421	3,82,455	1,59,802	2,45,616
Malta and Goro	—	—	—	—	—	500	523	5,817
Aden and Dependencies	—	—	—	—	—	16,607	6,667	9,026	11,069	4,09,119
Bahrain Islands	—	—	—	—	—	5,519	4,830	6,483	5,762	7,655
Ceylon (including Maldives)	—	—	—	—	—	78	2,835	640	10,764	13,862
Straits Settlements	—	—	—	—	—	5,205	2,730	54,201	5,431	65,524
Federated Malay States	—	—	—	—	—	32,500	..
Hongkong	—	—	—	—	—	15,482	4,576	2,674	25,069	1,876

GENERAL EXPORTS

(876)

(GOVERNMENT STORES)
FOREIGN MERCHANDISE

No. 15—continued

ARTICLES AND COUNTRIES OF FINAL DESTINATION; ALSO SHARE OF EACH PROVINCE	QUANTITY					VALUE				
	1931-32	1932-33	1933-34	1934-35	1935-36	1931-32	1932-33	1933-34	1934-35	1935-36
GOVERNMENT STORES— concluded						R	R	R	R	R
<i>Grand total value of Govern- ment Stores—continued</i>										
Anglo-Egyptian Sudan	—	—	—	—	—	2,906	..	16,221	..	4,219
Other British Possessions	—	—	—	—	—	2,087	3,780	70	70	..
TOTAL BRITISH EMPIRE	—	—	—	—	—	4,993	3,960	16,291	2,51,882	8,29,737
Switzerland	—	—	—	—	—	20,000	..
Mascat Territory and Trucial Oman	—	—	—	—	—	10,302	15,004	15,211	18,127	18,129
Other Native States in Arabia	—	—	—	—	—	5,942	5,680	2,812	1,978	2,046
Iraq	—	—	—	—	—	20,700	11,201	49,372	26,661	24,672
Egypt	—	—	—	—	—	2,741	24,128	12,222	6,147	72,569
Other Foreign Countries	—	—	—	—	—	4,664	7,122	2,527	4,629	2,225
TOTAL FOREIGN COUNTRIES	—	—	—	—	—	44,249	79,206	82,846	87,542	1,21,260
Share of Bengal	—	—	—	—	—	20,279	22,722	12,911	44,102	29,272
“ Bombay	—	—	—	—	—	2,52,271	1,20,222	2,51,112	1,01,761	4,21,222
“ Sind	—	—	—	—	—	1,25,222	1,20,227	1,19,222	1,29,277	4,22,110
“ Madras	—	—	—	—	—	7,222	14,222	6,222	27,212	2,222
“ Burma	—	—	—	—	—	12,222	1,222	12,222	6,211	1,222
TOTAL	—	—	—	—	—	4,95,279	3,68,045	8,07,206	8,29,424	9,44,977

SPECIAL TABLES.

Opium and other dangerous drugs.

SPECIAL TABLE (IMPORTS)

(878)

(OPIUM AND OTHER DANGEROUS DRUGS)

No. 15-A—IMPORTS

Quantity and value of Imports of opium and other dangerous drugs (classified under certain special heads) into British India in each official year from 1931-32 to 1935-36.

NOTE 1.—The first country represents the country of original consignment and the second, the country of last transshipment.

NOTE 2.—The figures in this table do not always agree with those in the general table, the trade headings not being uniform in all cases with the headings given below.

ARTICLES, AND COUNTRIES; ALSO SHARE OF EACH PROVINCE	QUANTITY					VALUE				
	1931-32	1932-33	1933-34	1934-35	1935-36	1931-32	1932-33	1933-34	1934-35	1935-36
L. NARCOTIC DRUGS, RESTRICTED (UNDER THE DANGEROUS DRUG CONVENTION, 1925)—										
(a) Opium, crude and manufac- tured—	Ounces	Ounces	Ounces	Ounces	Ounces	Rs	Rs	Rs	Rs	Rs
United Kingdom—United Kingdom	377	45	144	96	149	544	160	479	342	416
Germany—Germany	25	44	27	46
Share of Bengal	4	3	24	6	33	63	59	324	249	261
" Bombay	10	7	63
" Sind	133	24	16	35	75	393	73	10	25	127
" Madras	6	..	8	7	..
" Burma	140	19	34	37	39	176	21	27	25	24
TOTAL	277	45	144	131	193	644	160	479	369	462
(b) Morphine and diacetyl-mor- phine (heroin) and their salts—	Ounces	Ounces	Ounces	Ounces	Ounces					
United Kingdom—United Kingdom	283	239	1,269	836	797	7,638	8,592	23,126	25,888	26,144
Germany—Germany	77	60	63	68	39	1,261	1,612	2,151	1,359	1,145
Germany—Netherlands	121	28	38	26	157	1,794	419	548	401	2,974
Germany—Belgium	55	38	114	171	..	824	489	1,716	3,049
Belgium—Belgium	320	3,049
France—France	9	..
Egypt—Egypt	2
Federated Malay States— Federated Malay States	151
United States of America— United States of America	1	60	1
Share of Bengal	145	313	561	471	5,297	17,343	19,319	15,941	15,941
" Bombay	233	185	317	311	739	4,608	3,739	4,397	4,338	13,333
" Sind	25	23	104	75	61	2,261	926	2,158	2,221	2,119
" Madras	157	74	506	143	33	3,969	2,505	9,724	3,196	3,322
" Burma	63	64	36	8	..	1,198	1,199	1,123
TOTAL	481	532	1,408	1,044	1,435	10,924	11,447	26,314	29,323	26,355
(c) Preparations containing (a) and/ or (b) above except preparations containing no heroin and not more than 0.2 per cent of mor- phine, which are unrestricted—	Ounces	Ounces	Ounces	Ounces	Ounces					
United Kingdom—United Kingdom	737	549	380	254	535	24,408	19,872	12,786	8,376	8,179
Germany—Germany	34	..	5	241	10	850	..	75	2,445	127
Germany—Netherlands	1	179	51	36	2,797	794
Germany—Belgium	11	2	37	58	..	468	12	638	1,220
Netherlands—Netherlands	12	259	..
Belgium—Belgium	237	2,468
France—France	34	548	..
Switzerland—Switzerland	1	3	2	4	188	440	857	392	958
Switzerland—Germany	40	406	..
Italy—Italy	88	22	70	40
Switzerland—France	7	1	3	7	42	1,596	619	741	2,001
United States of America— United States of America	9	5	..	51	3	968	700	..	1,841	370
Share of Bengal	402	337	34	20	16	15,898	11,332	1,479	699	329
" Bombay	292	133	248	769	792	7,172	3,642	9,591	12,324	12,322
" Sind	39	24	52	43	33	478	313	624	489	449
" Madras	55	68	47	21	35	1,603	2,330	2,337	1,109	3,004
" Burma	33	11	12	1,333	197	230
TOTAL	731	573	391	853	900	28,489	23,115	14,371	18,013	19,171

* The quantity figures shown against this head represent the net weight of the drugs contained in the preparations.

ARTICLES, AND COUNTRIES; ALSO SHARE OF EACH PROVINCE	QUANTITY					VALUE				
	1931-32	1932-33	1933-34	1934-35	1935-36	1931-32	1932-33	1933-34	1934-35	1935-36
	Ounces	Ounces	Ounces	Ounces	Ounces	R	R	R	R	R
1. NARCOTIC DRUGS, RESTRICTED (UNDER THE DANGEROUS DRUGS CONVENTION, 1925)—continued										
(a) Eucodal (Hydrochlorate of dihy- droxycodine) and diocida (Hy- drocodine), and their salts and preparations—										
United Kingdom— United Kingdom	4	..	41	90	7	729
Germany—Germany	24	10	90	79	1	5,160	2,578	3,165	3,979	509
Germany—Netherlands	8	12	2	42	..	2,195	3,041	627	4,850	1,008
Germany—Belgium	1	9	23	42	..	69	2,131	746	4,602
Netherlands—Netherlands	8	7	18	17	..	2,644	1,940	5,431	5,266
Belgium—Belgium	12	3,802
Switzerland—Switzerland	24	232	..
<i>Share of Bengal</i>	24	18	10	30	30	5,160	5,181	3,291	3,486	9,577
<i> Bombay</i>	8	18	11	64	49	2,195	4,010	2,768	5,598	5,810
<i> Sind</i>	36
<i> Madras</i>	100	91	41	1,904	1,163	729
TOTAL	32	31	121	185	118	7,855	9,227	7,958	15,245	15,918
	Ounces	Ounces	Ounces	Ounces	Ounces					
(b) Cocca leaves, crude cocaine, and ecgonine—										
United Kingdom—United Kingdom	320	..	1	85	..	85
Germany—Germany	1	26
Germany—Belgium	14	..
<i>Share of Bengal</i>	320	..	1	85	..	85
<i> Bombay</i>	..	1	36	..	14	..
TOTAL	320	1	1	85	36	85	14	..
	Ounces	Ounces	Ounces	Ounces	Ounces					
(c) Cocaine and its salts—										
United Kingdom—United Kingdom	403	505	638	485	303	7,351	10,514	16,402	12,704	9,485
Germany—Germany	133	169	373	325	319	2,163	4,104	3,991	9,190	9,557
Germany—Netherlands	176	277	127	187	127	3,026	5,844	2,314	4,473	3,488
Germany—Belgium	70	182	156	143	..	1,016	2,854	3,774	3,805
Netherlands—Netherlands	7	22	..	282	637
France—France	84
China—China	12
Egypt—Egypt
United States of America— United States of America	4	615
<i>Share of Bengal</i>	..	31	780	595	440	..	695	18,696	16,340	13,732
<i> Bombay</i>	329	463	305	336	300	4,033	9,737	6,856	9,371	3,334
<i> Sind</i>	152	103	184	146	127	3,203	2,334	4,578	3,744	3,739
<i> Madras</i>	321	429	13	23	..	3,823	3,710	328	738	..
<i> Burma</i>	3	46	48	4	47	46	904	960	64	1,160
TOTAL	715	1,049	1,390	1,153	914	13,155	22,810	31,145	30,147	26,904

SPECIAL TABLE (IMPORTS)
(OPIUM AND OTHER DANGEROUS DRUGS)

(880)

No. 15A—IMPORTS—continued

ARTICLES, AND COUNTRIES, ALSO SHARE OF EACH PROVINCE	QUANTITY					VALUE				
	1931-32	1932-33	1933-34	1934-35	1935-36	1931-32	1932-33	1933-34	1934-35	1935-36
	Ounces	Ounces	Ounces	Ounces	Ounces	R	R	R	R	R
I. NARCOTIC DRUGS, RESTRICTED (UNDER THE DANGEROUS DRUGS CONVENTION, 1925)—continued										
<i>(g) Preparations containing (f) above in which the amount of op- ium exceeds 0.1 per cent.—</i>										
United Kingdom—United Kingdom	270	362	1	22	11	6,685	8,778	683	479	907
Germany—Germany	268	193	1	3	4	5,179	4,579	24	126	62
Germany—Netherlands	7	5	3	341	146	24
Germany—Belgium	2	6	7	56	224	112
Netherlands—Netherlands	178	15	3,518	339
Belgium—Belgium	9	307
Share of Bengal	716	578	1	14,731	18,393	438	146	506
.. Bombay	8	8	3	28	13	323	673	292	457	375
.. Sind	1	2	29	4	34
.. Madras	1	3	12	45	..	39	126	411
.. Burma	1	19	3
TOTAL	723	584	4	31	27	15,723	14,049	768	529	1,326
(h) Indian hemp and its patented preparations (extract and mac- ture)—										
United Kingdom—United Kingdom	74	126	530	499	339	376	899	748	236	692
Germany—Germany	180	176	660	1,005	2,491	286	306	697	434	799
Germany—Netherlands	16	198	32	48	32	20	210	32	54	32
Germany—Belgium	32	126	212	204	..	29	140	210	211
Italian East Africa— Italian East Africa	32	22	..
United States of America— United States of America	34	10
Share of Bengal	169	138	277	303	1,564	306	121	323	99	322
.. Bombay	109	297	366	1,234	1,693	124	279	685	219	606
.. Sind	11	20	225	146	213	45	493	639	75	396
.. Madras	19	23	263	330
.. Burma	3	30	24	181
TOTAL	270	581	1,858	1,886	3,100	688	1,343	1,612	1,066	1,744
(i) Diacetylmorphine and benzoyl-mor- phine and other salts of morphine—										
Germany—Germany	1	50	..
Ceylon—Ceylon	46
Share of Bombay	1	50	..
.. Sind	46
TOTAL	1	46	..	50	..

* The quantity figures shown against this head represent the net weight of the drugs contained in the preparations.

ARTICLES, AND COUNTRIES, ALSO SHARE OF EACH PROVINCE	QUANTITY					VALUE				
	1931-32	1932-33	1933-34	1934-35	1935-36	1931-32	1932-33	1933-34	1934-35	1935-36
	Ounces	Ounces	Ounces	Ounces	Ounces	R	R	R	R	R
I. NARCOTIC DRUGS, RESTRICTED (UNDER THE DANGEROUS DRUGS CONVENTION, 1925)—concluded										
(1) METHYL MORPHINE (CODRINE)*										
United Kingdom—United Kingdom	—	—	—	—	405	—	—	—	—	2,770
Germany—Germany	—	—	—	—	189	—	—	—	—	1,619
Netherlands—Netherlands	—	—	—	—	72	—	—	—	—	783
Belgium—Belgium	—	—	—	—	868	—	—	—	—	4,363
France—France	—	—	—	—	48	—	—	—	—	479
Switzerland—Germany	—	—	—	—	78	—	—	—	—	983
Germany—Netherlands	—	—	—	—	50	—	—	—	—	853
Germany—Belgium	—	—	—	—	29	—	—	—	—	412
Switzerland—Belgium	—	—	—	—	38	—	—	—	—	401
United States of America— United States of America	—	—	—	—	7	—	—	—	—	717
Share of Bengal	—	—	—	—	684	—	—	—	—	5,243
“ Bombay	—	—	—	—	649	—	—	—	—	6,935
“ Sind	—	—	—	—	99	—	—	—	—	689
“ Madras	—	—	—	—	28	—	—	—	—	309
“ Burma	—	—	—	—	19	—	—	—	—	274
Total	—	—	—	—	1,279	—	—	—	—	13,380
TOTAL OF NARCOTIC DRUGS, RE- STRICTED	8,599	3,198	4,757	5,284	8,011	75,011	81,738	92,672	96,056	1,12,267
II. NARCOTIC DRUGS, UNRESTRICTED†										
United Kingdom—United Kingdom	—	—	—	—	—	81,377	59,955	54,114	48,987	65,331
Germany—Germany	—	—	—	—	—	8,322	4,802	6,522	10,100	9,008
Germany—Netherlands	—	—	—	—	—	1,356	59	1,882	1,539	80
Germany—Belgium	—	—	—	—	—	500	1,144	682
Germany—France	—	—	—	—	—	47
Netherlands—Netherlands	—	—	—	—	—	..	1,714	1,050	1,365	171
Belgium—Belgium	—	—	—	—	—	2	279	271
France—France	—	—	—	—	—	1,107	2,872	1,144	562	343
Spain—France	—	—	—	—	—	227
Switzerland—France	—	—	—	—	—	54	1,192	..
Switzerland—Switzerland	—	—	—	—	—	2,057	1,506	841	99	..
Italy—Italy	—	—	—	—	—	..	188
Straits Settlements— Straits Settlements	—	—	—	—	—	23
Hongkong—Hongkong	—	—	—	—	—	105	463
Japan—Japan	—	—	—	—	—	163	906	222
Egypt—Egypt	—	—	—	—	—	..	32
Canada—Canada	—	—	—	—	—	66
United States of America— United States of America	—	—	—	—	—	873	4,381	2,611	2,041	3,392
Share of Bengal	—	—	—	—	—	3,323	17,798	11,710	4,430	5,754
“ Bombay	—	—	—	—	—	19,527	11,533	12,635	19,462	25,595
“ Sind	—	—	—	—	—	4,487	9,537	3,316	6,747	6,318
“ Madras	—	—	—	—	—	31,626	34,777	37,143	30,522	34,975
“ Burma	—	—	—	—	—	1,193	2,259	3,390	7,089	7,636
TOTAL	—	—	—	—	—	65,156	75,009	68,742	68,800	80,278

* Separately recorded from April 1935.

† This head includes derivatives of opium and associates or substitutes of cocaine to which the Dangerous Drugs Convention does not apply and their derivatives.

SPECIAL TABLE (RE-EXPORTS)

(882)

(OPIUM AND OTHER DANGEROUS DRUGS)

No. 15B—RE-EXPORTS

Quantity and value of Re-exports of opium and other dangerous drugs (classified under certain special heads) from British India in each official year from 1931-32 to 1935-36.

NOTE 1.—The first country stands for the country of final destination and the second for the country to which immediately shipped (i.e., the country where the first transshipment, if any, is intended to take place).

NOTE 2.—The figures in this table do not always agree with those in the general tables, the trade headings not being uniform in cases with the headings given below.

ARTICLES, AND COUNTRIES; ALSO SHARE OF EACH PROVINCE	QUANTITY					VALUE				
	1931-32	1932-33	1933-34	1934-35	1935-36	1931-32	1932-33	1933-34	1934-35	1935-36
I. NARCOTIC DRUGS, RESTRICTED (UNDER THE DANGEROUS DRUGS CONVENTION, 1925)—	Ounces	Ounces	Ounces	Ounces	Ounces	Rs	Rs	Rs	Rs	Rs
(a) <i>Opium, crude and manu- factured—</i>										
Germany—Germany	6,080	..	52,920	1,400	..	59,685
France—France	820	1,000
China—China
Share of Bombay	6,080	..	53,240*	1,400	..	60,685*
(b) <i>Morphine and diacetyl-morphine (heroin) and their salts—</i>	Ounces	Ounces	Ounces	Ounces	Ounces					
Aden and Dependencies—										
Aden and Dependencies	1
Bahrain Islands—Bahrain Islands	13	47
Iran—Iran	7
Abyssinia—Abyssinia	32
Mascat Territory and Trucial Oman—Mascat Territory and Trucial Oman	28
Share of Bengal	49
Share of Bombay	32
Share of Sind	47
TOTAL	49	79
(c) <i>Preparations containing (a) and/ or (b) above, except preparations containing no heroin and not more than 0.2 per cent of morphine, which are unrestricted—</i>	Ounces	Ounces	Ounces	Ounces	Ounces					
Aden and Dependencies—										
Aden and Dependencies	6	3
Bahrain Islands—Bahrain Islands	14	..	11
British Borneo—British Borneo	19
Abyssinia—Abyssinia	1
Iran—Iran
Share of Bombay	4	14	14	11
Share of Sind
Total	4	18	14	11
(d) <i>Bacidal (Hydrochlorate of dihy- droxy-codine) and diiodide (Hy- drocodine), and their salts and preparations</i>	Ounces	Ounces	Ounces	Ounces	Ounces					
..
(e) <i>Coca leaves, crude cocaine, and ciguine</i>	Ounces	Ounces	Ounces	Ounces	Ounces					
..
(f) <i>Cocaine and its salts—</i>	Ounces	Ounces	Ounces	Ounces	Ounces					
Mascat Territory and Trucial Oman—Mascat Territory and Trucial Oman	1	70
Aden and Dependencies—										
Aden and Dependencies	4	12
Bahrain Islands—Bahrain Islands	198	26	89	..	42
Other Native States in Arabia— Other Native States in Arabia	1	18
Iran—Iran	7
Share of Bombay	2	45	72
Share of Sind	1	1	196	12	70	17	4
TOTAL	1	1	198	22	115	89	..	4
(g) <i>Preparations containing (f) above in which the amount of cocaine exceeds 0.1 per cent—</i>	Ounces	Ounces	Ounces	Ounces	Ounces					
Bahrain Islands—Bahrain Islands	5
Iran—Iran	1
Share of Bombay	6
(h) <i>Indian hemp and its galenical preparations (extract and tinc- tures)—</i>	Ounces	Ounces	Ounces	Ounces	Ounces					
Aden and Dependencies—										
Aden and Dependencies	8	2
Share of Bombay	8	2

* Includes "Afghan opium" in transit.

† The quantity figures shown against these heads represent the net weight of the drugs contained in the preparations.

No. 15B—RE-EXPORTS—continued

ARTICLES, AND COUNTRIES OF CONSIGNMENT; ALSO SHARE OF EACH PROVINCE	QUANTITY					VALUE				
	1931-32	1932-33	1933-34	1934-35	1935-36	1931-32	1932-33	1933-34	1934-35	1935-36
I. NARCOTIC DRUGS, RESTRICTED (UNDER THE DANGEROUS DRUGS CONVENTION, 1925)—continued										
(5) <i>Diacetide; and benzoyl-mor- phine and other esters of morphine</i>	Ounces	Ounces	Ounces	Ounces	Ounces	R	R	L	R	B
(1) <i>Methylmorphine (Codeine)*</i>
TOTAL OF NARCOTIC DRUGS, RESTRICTED	..	1	6,238	..	58,240†	..	188	1,508	..	60,823†
II. NARCOTIC DRUGS, UNRESTRICTED‡										
Aden and Dependencies— Aden and Dependencies	—	—	—	—	—	..	7
Bahrain Islands—Bahrain Islands	—	—	—	—	—	..	12	56
Iran—Iran	—	—	—	—	—	..	25
Germany—Germany	—	—	—	—	—	2	..	11	76,225	..
Maskat Territory and Trucial Oman—Maskat Territory and Trucial Oman	—	—	—	—	—	..	105
TOTAL	—	—	—	—	—	2	150	11	76,225	56
Share of Bombay	—	—	—	—	—	..	125	..	76,225	..
“ Sind	—	—	—	—	—	2	25	11	..	56
TOTAL	—	—	—	—	—	2	150	11	76,225	56

* Separately recorded from April 1935.

† Includes "Afghan opium" in transit.

‡ This head includes derivatives of opium and associates or substitutes of cocaine to which the Dangerous Drugs Convention does not apply and their derivatives.

SPECIAL TABLE (EXPORTS)

(884)

(OPIUM AND OTHER DANGEROUS DRUGS)

No. 15C—EXPORTS

Quantity and value of Exports of opium and other dangerous drugs (classified under certain special heads) from British India in each official year from 1931-32 to 1935-36.

NOTE 1.—The first country stands for the country of final destination and the second for the country to which immediately shipped (i.e., the country, where the first transshipment, if any, is intended to take place).

NOTE 2.—The figures in this table do not always agree with those in the general tables, the trade headings not being uniform in all cases with the headings given below.

ARTICLES, AND COUNTRIES; ALSO SHARE OF EACH PROVINCE	QUANTITY					VALUE				
	1931-32	1932-33	1933-34	1934-35	1935-36	1931-32	1932-33	1933-34	1934-35	1935-36
I. NARCOTIC DRUGS, RESTRICTED (UNDER THE DANGEROUS DRUGS CONVENTION, 1925)—	Ounces	Ounces	Ounces	Ounces	Ounces	Rs	Rs	Rs	Rs	Rs
(a) Opium, crude and manufac- tured—										
United Kingdom—United Kingdom	40	40
Aden and Dependencies— Aden and Dependencies	2,704	2,078
Ceylon—Ceylon	44,800	35,840	26,880	17,920	8,960	30,000	64,000	48,000	32,000	18,000
Straits Settlements—Straits Settlements	2,708,080	1,756,160	2,020,480	1,008,000	566,720	48,28,000	21,24,000	25,08,000	18,00,000	10,12,000
British Borneo—British Borneo	25,600	60,000
British Borneo—Straits Settlements	167,840	71,680	89,600	24,640	..	2,04,000	1,22,000	1,80,000	44,000	..
Hongkong—Hongkong	259,840	107,520	4,64,000	1,92,000
Hongkong—Straits Settle- ments	22,880	52,760	1,48,000	96,000	..
Kanibar and Pamba—Kan- ibar and Pamba	480	512	224	96	416	1,125	1,200	900	225	975
Java—Java	454,720	8,12,000
Siam—Straits Settlements . .	1,046,560	..	2,722,840	24,76,000	..	48,64,000
French Indo-China— French Indo-China	2,436,240	629,440	1,844,000	44,04,000	11,24,000	24,00,000
French Indo-China—Madras	280,800	6,80,000	..
Denmark—Denmark	848	667
Japan—Japan	7	25
TOTAL	8,024,160	2,601,159	6,324,424	1,485,216	576,942	1,43,29,125	46,45,285	1,12,92,018	26,52,225	10,29,642
Share of Bengal	3,022,880	2,600,647	6,221,296	1,485,120	576,596	1,43,28,000	46,44,035	1,12,88,000	26,52,000	10,28,967
.. Bombay	480	512	2,128	96	416	1,125	1,200	4,018	225	975
TOTAL	8,024,160	2,601,159	6,324,424	1,485,216	576,942	1,43,29,125	46,45,285	1,12,92,018	26,52,225	10,29,642

No. 15C—EXPORTS—continued

(OPIUM AND OTHER DANGEROUS DRUGS)

ARTICLES, AND COUNTRIES; ALSO SHARE OF EACH PROVINCE	QUANTITY					VALUE				
	1931-32	1932-33	1933-34	1934-35	1935-36	1931-32	1932-33	1933-34	1934-35	1935-36
	Ounces	Ounces	Ounces	Ounces	Ounces	R	R	R	R	R
I. NARCOTIC DRUGS, RESTRICTED (UNDER THE DANGEROUS DRUGS CONVENTION, 1925)—continued										
(b) <i>Morphine and diacetyl-morphine (heroin) and their salts</i>										
United Kingdom—United Kingdom	..	6,000	16,488	5,680	16,704	..	14,316	61,922	22,667	76,647
Share of Bengal	..	6,000	16,488	5,680	16,704	..	14,316	61,922	22,667	76,647
(c) <i>Preparations containing (a) and/ or (b) above, except preparations containing no heroin and not more than 0.2 per cent of morphine, which are unrestricted*</i>
(d) <i>Eucodal Hydrochlorate of dihy- droxycodine and diocodide (Hy- drocodine), and their salts and preparations</i>										
United Kingdom—United Kingdom	1,520	7,600	..
Share of Bengal	1,520	7,600	..
(e) <i>Coca leaves, crude cocaine, and ecgonine</i>
(f) <i>Cocaine and its salts</i>
(g) <i>Preparations containing (f) above in which the amount of cocaine exceeds 0.1 per cent*</i>
(h) <i>Indian Hemp and its galenic preparations (extract and tinc- ture)—</i>										
United Kingdom— United Kingdom	10,273	13,376	5,376	8,960	2,400	12,271	15,618	6,500	9,757	3,200
France—France	3,884	4,000
British West India Islands— British West India Islands	2,368	3,136	13,216	11,040	12,160	504	768	9,486	15,926	17,789
TOTAL	12,640	16,512	18,592	20,000	18,144	12,775	16,386	15,986	25,683	24,989
Share of Bengal	2,368	3,136	13,216	11,040	12,160	504	768	9,486	15,926	17,789
.. Bombay	10,272	13,376	5,376	8,960	6,884	12,271	15,618	6,500	9,757	7,200
TOTAL	12,640	16,512	18,592	20,000	18,144	12,775	16,386	15,986	25,683	24,989
(i) <i>Dilaudide and benzoyl-mor- phine and other esters of morphine</i>
(j) <i>Methyl morphine (codeine)†</i>					Ounces					
United Kingdom	—	—	—	—	2,640	—	—	—	—	12,667
Share of Bengal	—	—	—	—	2,640	—	—	—	—	12,667
TOTAL OF NARCOTIC DRUGS, RES- TRICTED	8,036,800	2,623,671	6,359,488	1,512,416	614,480	1,43,41,009	46,75,987	2,18,69,876	27,08,175	11,43,046
II. NARCOTIC DRUGS, UNRESTRICTED‡	—	—	—	—	—	5,265	..	4,400

* The quantity figures shown against these heads represent the net weight of the drugs contained in the preparations. † Separately recorded from April, 1935.

‡ This head includes derivatives of opium and associates or substitutes of cocaine to which the Dangerous Drugs Convention does not apply, and their derivatives.

GOLD—IMPORTS and EXPORTS

No. 16

TOTAL QUANTITY and VALUE of the REGISTERED IMPORTS and EXPORTS of GOLD COIN and BULLION in each Official Year from 1931-32 to 1935-36.

COUNTRIES	IMPORTS					EXPORTS				
	1931-32	1932-33	1933-34	1934-35	1935-36	1931-32	1932-33	1933-34	1934-35	1935-36
QUANTITY	Ounces	Ounces	Ounces	Ounces	Ounces	Ounces	Ounces	Ounces	Ounces	Ounces
United Kingdom (including Channel Islands) { Private Govt.	42,086	51	4,915	680	12,594	6,406,664	5,069,913	5,207,363	3,781,618	2,629,749
Aden and Dependencies	24,319	12,758	15,312	11,908	5,841	..	13	51	..	486
Bahrain Islands	24,031	26,306	14,658	5,796	4,741
Ceylon (including Maldives)	78,394	69,506	63,080	40,374	26,154	60	517	4
Straits Settlements	4,248	..	263	6
Federated Malay States	320
Hongkong	895	388	370	234
Union of South Africa	49,433	7,614	644	66
Zanzibar and Pemba	699	4,840	4,005	1,048	1,036	234
Kenya Colony	4,333	2,750	2,788	809	352
Anglo-Egyptian Sudan	1,494	1,087	54	151
Mauritius and Dependencies (including Seychelles)	..	502	1,042	732	1,321
Commonwealth of Australia	79,429
New Zealand
TOTAL BRITISH EMPIRE { Private Govt.	319,511	132,377	106,141	62,068	62,179	6,406,664	5,070,443	5,207,414	3,781,618	2,630,976
Netherlands	506,763	552,478	329,752	63,072	72,145
Belgium { Private Govt.	9	2,480
France	50	4,951	242,339	41,879	272,713	62,633	74,431
Italy (including Fiume)	2,344	36,021
Mascat Territory and Trucial Oman	19,138	12,340	14,554	10,233	6,939
Other Native States in Arabia	25,426	12,758	11,559	7,473	22,356	..	2,912
Iraq	22,562	4,357	245	112	126	598	231
Iran	..	34
Java	2,998	..	703	558	..
Borneo (Dutch)
China (excluding Hongkong and Macao)	475	..	410	..	1	75
Japan	2,393
EGYPT
Portuguese East Africa	2,373	2,476
Italian East Africa (Eritrea and Somaliland)	..	60
United States of America	..	10	1,016,597	2,856,290	1,042,591	1,865,123	1,344,815
TOTAL FOREIGN COUNTRIES { Private Govt.	130,539	40,023	26,760	17,894	40,232	1,774,068	2,455,798	1,622,785	1,998,194	1,491,747
GRAND TOTAL QUANTITY { Private Govt.	450,050	172,400	132,901	79,962	102,411	8,180,732	7,526,241	6,830,199	5,779,812	4,122,723

No. 16—continued

TOTAL QUANTITY and VALUE of the REGISTERED IMPORTS and EXPORTS of GOLD COIN and BULLION,
in each Official Year from 1931-32 to 1935-36—continued

COUNTRIES	IMPORTS					EXPORTS				
	1931-32	1932-33	1933-34	1934-35	1935-36	1931-32	1932-33	1933-34	1934-35	1935-36
VALUE	£	£	£	£	£	£	£	£	£	£
United Kingdom (including Channel Islands) { Private	24,79,890	3,696	4,08,206	60,267	12,57,784	48,10,50,085	39,24,78,534	44,23,40,684	35,07,36,547	24,44,48,023
Aden and Dependencies	16,21,788	14,66,478	12,88,342	11,07,908	5,45,845	—	989	4,126	—	45,045
Bahrain Islands	22,78,978	20,58,906	12,21,885	5,86,007	4,45,438	2,997	—	—	—	—
Ceylon (excluding Maldives)	51,96,067	51,40,845	49,78,828	85,50,284	32,09,162	358	38,200	—	—	373
Straits Settlements	2,88,882	—	25,324	—	—	56,500	—	—	—	—
Federated Malay States	—	—	—	—	—	—	—	—	—	—
Hongkong	59,869	29,008	32,007	—	—	16,260	—	—	—	—
Union of South Africa	30,37,381	6,30,920	52,670	5,940	—	—	—	—	—	—
Zanzibar and Pemba	70,604	3,78,369	3,44,471	1,47,828	95,593	—	—	—	—	21,768
Kenya Colony	3,28,057	2,19,888	2,25,314	75,039	—	—	—	—	—	22,680
Tanganyika Territory	—	—	—	—	—	—	—	—	—	—
Somaliand Protectorate	—	—	—	—	—	—	—	—	—	—
Anglo-Egyptian Sudan	1,14,820	82,045	4,552	—	—	—	—	—	—	14,011
Mauritius and Dependencies (including Seychelles)	—	60,928	81,920	66,927	1,70,922	—	—	—	—	—
Commonwealth of Australia	40,42,460	—	—	—	—	—	22	—	—	—
New Zealand	—	—	—	—	—	—	—	—	—	—
Fiji Islands	—	—	—	—	—	—	—	—	—	—
TOTAL BRITISH EMPIRE { Private	1,95,06,741	1,00,77,826	87,68,357	55,50,188	57,24,739	48,11,35,190	39,25,17,745	44,23,44,760	35,07,36,547	24,44,48,023
Govt.	—	—	—	—	—	—	—	—	—	—
Germany	—	—	—	—	—	—	—	—	—	—
Netherlands	—	—	—	—	—	3,40,52,134	4,32,90,840	1,98,46,022	57,35,231	806,90,880
Belgium { Private	—	—	—	—	888	1,70,401	—	—	—	—
Govt.	—	—	—	—	—	—	—	—	—	—
France	—	—	—	4,647	4,54,888	1,75,20,864	38,18,209	2,27,92,998	56,83,304	68,97,158
Italy (including Fiume)	—	—	—	—	—	—	2,00,000	54,38,798	—	—
Mesrat Territory and Trucial Oman	12,51,012	14,31,964	12,21,807	9,42,607	6,48,785	—	—	—	—	—
Other Native States in Arabia	17,12,954	10,71,654	9,56,420	6,85,158	26,56,048	—	2,31,718	—	—	—
Iraq	22,75,076	2,42,427	17,306	10,561	12,819	—	—	—	56,158	26,478
Iran	—	2,661	—	—	—	—	—	—	—	—
Sumatra	—	—	—	—	—	—	—	—	—	—
Java	—	—	—	—	—	2,78,760	—	68,574	51,877	—
Borneo (Dutch)	—	—	—	—	—	—	—	—	—	—
Celebes and other Islands	—	—	—	—	—	—	—	—	—	—
China (exclusive of Hongkong and Macao)	27,589	—	34,896	—	15	—	—	—	—	6,980
Japan	—	—	—	—	—	1,54,219	—	—	—	—
Egypt	—	—	—	—	—	—	—	—	—	—
Portuguese East Africa	2,31,093	2,59,704	—	—	—	—	—	—	—	—
Italian East Africa (Somaliand and Britree)	—	4,520	—	—	—	—	—	—	—	—
United States of America	—	685	—	—	—	7,36,18,597	22,88,60,835	9,10,43,494	17,02,04,691	12,43,72,549
TOTAL FOREIGN COUNTRIES { Private	84,88,628	81,08,665	23,30,928	16,42,968	37,70,671	12,68,89,965	27,58,01,602	13,91,85,486	18,17,91,161	18,84,98,480
Govt.	—	—	—	—	—	—	—	—	—	—
GRAND TOTAL VALUE { Private	2,79,95,369	1,81,86,491	1,09,99,285	71,93,156	94,95,410	60,78,25,155	66,84,09,347	58,15,30,246	53,25,67,708	38,30,46,503
Govt.	—	—	—	—	—	—	—	—	—	—

No. 17

DESCRIPTION of GOLD IMPORTED and EXPORTED

	1931-32	1932-33	1933-34	1934-35	1935-36	1931-32	1932-33	1933-34	1934-35	1935-36
BULLION (bar, ingots, and other uncoined gold) { Ounces	227,225	116,184	102,456	60,532	55,569	7,858,330	3,099,634	6,644,857	5,723,866	4,072,478
other uncoined gold) { £	1,47,74,214	88,39,601	89,05,006	54,02,427	50,18,323	63,43,79,633	63,44,17,011	56,59,73,553	52,76,80,241	37,33,14,693
COIN—										
Sovereigns and other British gold coin { Ounces	214,441	62,670	29,394	17,977	47,261	321,327	428,855	195,197	51,137	50,175
Other coined gold { Ounces	1,26,84,905	40,68,191	24,38,821	16,54,758	44,23,311	2,38,78,327	3,37,79,371	1,55,43,921	40,57,728	47,33,732
Other coined gold { £	8,384	3,608	3,031	1,438	631	1,075	2,772	155	309	75
	5,86,245	2,73,509	2,55,458	1,35,921	53,776	87,196	2,12,665	12,772	39,739	6,950

SILVER—IMPORTS and EXPORTS

No. 18.

TOTAL QUANTITY and VALUE of the REGISTERED IMPORTS and EXPORTS of SILVER COIN and BULLION, in each Official Year from 1931-32 to 1935-36.

COUNTRIES	IMPORTS					EXPORTS				
	1931-32	1932-33	1933-34	1934-35	1935-36	1931-32	1932-33	1933-34	1934-35	1935-36
QUANTITY	Ounces	Ounces	Ounces	Ounces	Ounces	Ounces	Ounces	Ounces	Ounces	Ounces
United Kingdom (including Islands), Channel	19,668,147	2,329,962	2,179,445	7,265,898	28,630,220	2,599,461	7,355,887	6,504,780	10,801,275	11,410,998
Private	30,042,809	25,002,704	29,241,481	41,011,998	28,120,597
Govt.
Aden and Dependencies	36	2,957	1,694	7,857	22,674	8,955
Private	27,371	..	41,132	1,060	97,748	22,740
Govt.
Bahrain Islands	149,634	281,966	215,243	146,335	214,898	275,926	377,041	248,704	289,792	104,695
Ceylon (excluding Maldives)	1,204,741	835	488	101	62,747	127	476	235	190	737
Maldives	62
Straits Settlements	125,525	102,710	1,319	122,729	1,522	220,044	58	..
Federated Malay States
Hongkong	90,962	81,776	42,784	23,760	12,260	9,187,229	119	22	15,749,880	1,700,629
Private	16,221,254
Govt.
Union of South Africa	447,197	505	65	1,744	2,421	742
Zanzibar and Pemba	5,178	74,482	2,222	2,299	209,802	200,125	..	74,324	267,566	..
Kenya Colony	5	..	1,299	..	17	1,119
Tanganyika Territory	22
Anglo-Egyptian Sudan	24	24,226
Mauritius and Dependencies (including Seychelles)	621,266	375,172	..	219,214	240,421
Commonwealth of Australia	4,427,649	1,162,229	6,206	2,224,422	3,224,665	..	12
New Zealand	122,278
Fiji Islands
TOTAL BRITISH EMPIRE	27,022,820	5,822,655	2,450,965	10,725,400	22,822,642	12,542,922	7,712,526	6,919,124	27,102,761	12,261,109
Private
Govt.	27,371	..	41,122	1,060	16,219,000	20,066,049	25,002,704	29,241,481	41,011,998	28,120,597
Germany
Netherlands	22
Belgium
Private
Govt.
France	..	20	6,065
Italy (including Fiume)
Austria
Mascat Territory and Trucial Oman	87,491	129,622	117,224	122,261	226,505	122,247	144,527	42,212	111,246	24,712
Private	..	2,914
Govt.
Other Native States in Arabia	42,294	22,954	126,752	76,052	211,715	15,776	7,121	725,266
Iraq	629,296	2,624,622	1,097,529	125,292	166,022	679,466	622	..
Iran	72,929	22,946	2,262	166,222	22,612	12,749	2,227	17,197	22,922	22,491
Honjam Islands
Java	2,222	..	249
Siam	191,222	42,272	21,222	2,742	22,221	62,247
French Indo-China	..	12,221
China (exclusive of Hongkong and Macao)	622,294	11,221	1,222	12,222,072	51	..	77,002
Private
Govt.
Japan	..	19	61
Egypt	1,229
Portuguese East Africa	26
United States of America	2,761,276	24,225	6,079,629
Private	21,621,669
Govt.
TOTAL FOREIGN COUNTRIES	5,222,922	2,022,622	1,229,229	12,221,059	622,222	221,449	229,622	79,221	141,246	6,079,105
Private
Govt.	..	2,914	21,621,669
GRAND TOTAL QUANTITY	22,271,762	2,422,512	2,221,224	22,217,059	22,217,229	12,764,371	7,942,148	7,098,345	27,244,007	18,340,214
Private
Govt.	27,371	2,914	41,122	1,060	16,219,000	20,066,049	25,002,704	29,241,481	41,011,998	28,120,597

ABSTRACT TABLES
SILVER—IMPORTS and EXPORTS

No. 18—continued

TOTAL QUANTITY and VALUE of the REGISTERED IMPORTS and EXPORTS of SILVER COIN and BULLION,
in each Official Year from 1931-32 to 1935-36—continued

COUNTRIES	IMPORTS					EXPORTS				
	1931-32	1932-33	1933-34	1934-35	1935-36	1931-32	1932-33	1933-34	1934-35	1935-36
VALUE	£	£	£	£	£	£	£	£	£	£
United Kingdom (including Channel Islands) { Private	2,38,29,094	42,04,265	37,09,247	1,11,35,759	3,55,16,327	86,57,644	75,08,998	69,18,165	1,49,18,568	1,81,56,326
Govt.	3,01,88,761	2,74,28,395	3,37,28,902	5,77,83,939	3,84,24,938
Aden and Dependencies { Private	95	7,955	4,558	14,076	46,098	10,898
Govt.	73,655	..	57,486	1,417	1,71,336	82,281
Bahrain Islands	3,74,405	6,97,874	5,79,550	3,94,100	5,54,547	7,48,000	10,16,000	6,70,000	7,80,000	3,82,000
Ceylon (excluding Maldives)	30,06,938	1,317	566	270	1,10,012	340	773	691	503	1,612
Maldives	49
Straits Settlements	3,86,064	2,60,075	1,692	3,22,299	4,088	5,87,000	150	..
Federated Malay States
Hongkong { Private	2,42,907	1,84,349	1,14,705	90,406	35,504	1,00,81,610	322	61	2,39,99,626	28,36,625
Govt.	1,97,81,143
Union of South Africa	4,79,448	700	90	2,447	4,978	2,000
Zanzibar and Pemba	9,978	2,00,220	3,291	3,084	8,13,154	7,00,000	..	2,00,000	7,20,000	..
Kenya Colony	9	..	1,752	..	27	1,545
Tanganyika Territory	81
Anglo-Egyptian Sudan	28
Mauritius and Dependencies (including Seychelles)	18,38,500	10,00,216	..	22,04,438	9,01,760	42,129
Commonwealth of Australia	55,69,088	16,02,508	8,924	37,48,649	50,39,156	..	30
New Zealand	2,84,819
Fiji Islands
TOTAL BRITISH EMPIRE { Private	3,59,13,439	81,99,979	44,24,055	1,79,16,078	4,30,26,096	1,57,69,594	85,81,118	77,99,462	4,04,16,377	2,13,81,585
Govt.	73,655	..	57,486	1,417	1,99,52,479	3,02,21,042	2,74,28,395	3,37,28,902	5,77,83,939	3,84,24,938
Germany
Netherlands	52
Belgium { Private
Govt.
France	34	5,942
Italy (including Finme)
Austria
Mascat Territory and Trucial Oman { Private	2,30,700	5,09,775	3,15,011	4,48,087	5,35,414	4,76,107	3,66,581	1,13,700	3,00,000	64,138
Govt.	..	7,842
Other Native States in Arabia	1,06,849	2,19,038	3,55,349	2,04,170	5,41,850	22,069	11,198	21,40,000
Iraq	14,00,109	70,58,108	29,48,408	3,26,989	3,82,721	18,05,680	700	..
Iran	1,96,745	64,629	10,409	2,51,666	77,162	87,100	23,900	46,400	60,180	1,06,565
Hanjam Islands
Java	5,14,995	10,451	..	527
Siam	9,50,844	1,16,450	57,000	23,528	1,02,961	1,71,000
French Indo-China	34,500
China (exclusive of Hongkong and Macao) { Private	..	10,622	1,612	2,58,27,705	77	..	90,912
Govt.
Japan	30	160
Egypt	150	..	3,311
Portuguese East Africa
United States of America { Private	48,36,966	73,965	82,42,258
Govt.	3,00,41,558
TOTAL FOREIGN COUNTRIES { Private	32,76,878	80,87,336	86,91,091	2,65,92,544	15,96,185	24,90,414	4,81,595	1,98,101	3,72,925	1,05,42,956
Govt.	..	7,842	3,30,41,558
GRAND TOTAL VALUE { Private	4,41,90,307	1,62,87,315	81,15,156	4,46,08,622	4,46,22,281	1,82,60,008	90,62,713	79,76,568	4,07,90,902	3,18,84,541
Govt.	73,655	7,842	57,486	1,417	1,99,52,479	3,02,21,042	2,74,28,395	6,27,65,455	5,77,83,939	3,84,24,938

ABSTRACT TABLES
GOLD and SILVER
IMPORTS and EXPORTS

(890)

No. 19

DESCRIPTION of SILVER IMPORTED and EXPORTED

		IMPORTS					EXPORTS				
		1931-32	1932-33	1933-34	1934-35	1935-36	1931-32	1932-33	1933-34	1934-35	1935-36
BULLION—											
Bar	{ Ounces	29,084,872	4,547,746	2,191,878	21,611,052	32,018,996	41,774,245*	32,417,773*	57,470,506*	51,217,079*	45,628,926*
	{ R	2,57,92,876	39,69,343	27,22,075	2,12,77,830	4,03,08,574					
Other un coined silver	{ Ounces	118,391	32,951	7,440	9,124	12,037	4,31,85,209†	3,50,21,611†	7,06,99,976†	7,27,03,232†	6,48,23,712†
	{ R	1,12,202	43,162	7,900	10,116	17,355					
COIN—											
Government of India Rupees	{ Ounces	2,124,794	2,605,935	1,624,629	1,508,777	1,294,178	1,730,723	512,598	322,451	690,747	977,340
	{ R	82,41,116	1,02,22,712	49,71,442	40,57,466	24,70,018	46,53,592	12,22,598	10,20,122	12,59,421	26,20,665
British dollars	{ Ounces	2,660	..	9	12,749,927	1,700,529
	{ R	2,900	..	25	2,29,99,755	22,26,625
Straits dollars	{ Ounces
	{ R
Other coin	{ Ounces	9,222	42,200	42,429	6,429,157	16,511,669	22,722	15,258	6,510	4,251	12,997
	{ R	11,768	42,934	65,174	91,64,621	2,02,76,212	20,222	20,229	12,621	7,222	12,477

* Represents quantity in Ounces.
† Represents value in Rupees.

No. 20

TOTAL VALUE of the REGISTERED IMPORTS and EXPORTS of GOLD and SILVER COIN and BULLION, in each Official Year from 1931-32 to 1935-36.

COUNTRIES	IMPORTS					EXPORTS				
	1931-32	1932-33	1933-34	1934-35	1935-36	1931-32	1932-33	1933-34	1934-35	1935-36
TOTAL OF GOLD AND SILVER—	R	R	R	R	R	R	R	R	R	R
United Kingdom (including Channel Islands)	{ Private 2,63,08,484	{ Private 42,97,961	{ Private 41,17,543	{ Private 1,11,08,016	{ Private 2,67,74,611	{ Private 42,47,16,729	{ Private 29,99,22,527	{ Private 44,92,59,799	{ Private 26,57,05,126	{ Private 26,26,04,254
	{ Govt. ..	{ Govt. ..	{ Govt. ..	{ Govt. ..	{ Govt. ..	{ Govt. 2,01,22,761	{ Govt. 2,74,22,295	{ Govt. 2,27,22,902	{ Govt. 5,77,22,929	{ Govt. 2,84,24,922
Aden and Dependencies	{ Private 16,21,222	{ Private 14,74,422	{ Private 12,92,900	{ Private 11,21,922	{ Private 5,91,922	..	929	4,126	..	55,922
	{ Govt. 72,665	{ Govt. ..	{ Govt. 57,429	{ Govt. 1,417	{ Govt. 1,71,222	22,221
Bahrain Islands	26,42,222	27,52,222	18,01,122	9,20,107	9,99,222	7,45,997	19,16,000	6,70,000	7,00,000	2,22,000
Ceylon (excluding Maldives)	82,01,000	51,50,922	49,79,222	25,50,504	22,19,174	692	22,972	691	592	1,922
Maldives	40
Straits Settlements	6,19,446	2,60,975	27,016	2,22,229	4,022	6,42,509	150	..
Federated Malay States
Hongkong	{ Private 2,02,776	{ Private 1,62,222	{ Private 1,42,712	{ Private 90,406	{ Private 25,504	{ Private 1,00,97,960	{ Private 222	{ Private 61	{ Private 2,29,99,626	{ Private 22,26,622
	{ Govt. ..	{ Govt. ..	{ Govt. ..	{ Govt. ..	{ Govt. 1,97,21,142
Union of South Africa	26,16,924	6,21,620	22,760	2,222	4,972	2,000
Zanzibar and Pemba	20,577	5,76,529	2,47,762	1,51,462	9,02,747	7,00,000	..	2,00,000	7,20,000	21,722
Kenya Colony	2,22,966	2,19,222	2,27,066	75,929	27	1,545	..	22,620
Tanganyika Territory	21
Somaland Protectorate
Anglo-Egyptian Sudan	1,14,242	22,045	4,552	56,140
Mauritius and Dependencies (including Seychelles)	12,22,500	10,61,142	21,920	22,71,265	10,72,622
Commonwealth of Australia	96,02,542	16,02,502	2,222	27,42,649	59,29,156	..	22
New Zealand	2,24,219
Fiji Islands
TOTAL BRITISH EMPIRE	{ Private 2,54,20,170	{ Private 1,92,77,205	{ Private 1,91,87,422	{ Private 2,24,66,216	{ Private 4,27,50,222	{ Private 49,09,04,724	{ Private 40,10,22,222	{ Private 45,01,22,222	{ Private 29,12,02,222	{ Private 26,52,92,490
	{ Govt. 72,655	{ Govt. ..	{ Govt. 57,429	{ Govt. 1,417	{ Govt. 1,00,52,479	{ Govt. 2,02,21,042	{ Govt. 2,74,22,295	{ Govt. 2,27,22,902	{ Govt. 5,77,22,929	{ Govt. 2,84,24,922

[Continued on next page]

GOLD and SILVER—IMPORTS and EXPORTS

No. 20—continued

TOTAL VALUE of the REGISTERED IMPORTS and EXPORTS of GOLD and SILVER COIN and BULLION,
in each Official Year from 1931-32 to 1935-36—continued

COUNTRY	IMPORTS					EXPORTS				
	1931-32	1932-33	1933-34	1934-35	1935-36	1931-32	1932-33	1933-34	1934-35	1935-36
	R	R	R	R	R	R	R	R	R	R
TOTAL OF GOLD AND SILVER —continued										
Germany
Netherlands	3,40,52,134	4,52,90,892	1,98,40,622	57,85,221	68,90,380
Belgium	888	1,70,401
France	84	..	4,647	4,54,888	1,75,20,894	38,18,209	2,27,98,940	56,83,304	68,97,158
Italy (including Fiume)	2,00,000	54,38,798
Austria
Mandate Territory and Trucial Oman	14,72,612	19,81,739	15,36,818	13,90,644	11,82,149	4,76,107	3,06,531	1,18,700	3,00,000	64,183
Other Native States in Arabia	7,842
Iraq	18,10,823	12,90,687	13,11,760	8,89,328	31,97,896	..	2,21,718	22,059	11,195	21,40,000
Iran	66,78,185	74,00,535	29,04,314	3,37,540	3,51,840	13,06,680	56,858	26,473
Iran	1,96,745	67,290	10,408	2,51,686	77,102	37,100	28,900	46,400	60,180	1,06,565
Hejaz Islands
Sumatra
Java	10,451	..	2,74,377	..	63,574	81,877	..
Borneo (Dutch)
Celebes and other Islands
Siam	5,14,995	1,16,450	87,000	23,525	1,03,961	1,71,000
French Indo-China	24,500
China (exclusive of Hongkong and Macao)	3,77,333	10,323	36,667	2,58,37,706	92	..	90,912	6,950
Japan	30	1,54,219	150
Egypt	2,211
Portuguese East Africa	2,31,243	2,59,704
Italian East Africa (Somaliland and Eritrea)	4,520
United States of America	48,86,966	74,500	7,36,18,597	22,88,60,835	9,10,43,494	17,02,04,591	18,31,14,807
United States of America	3,00,41,553
TOTAL FOREIGN COUN- TRIES	1,67,65,501	1,11,90,901	59,23,019	2,82,35,507	58,66,856	12,91,80,379	27,63,78,197	13,98,73,687	18,21,68,188	14,90,40,416
United States of America	7,842	3,00,41,553
GRAND TOTAL	7,21,85,671	2,94,68,706	1,91,09,441	5,17,01,728	5,41,17,691	62,60,65,168	67,74,12,060	58,95,03,809	57,33,58,610	41,49,39,906
United States of America	73,655	7,842	67,486	1,617	1,99,58,479	3,02,21,042	3,74,23,395	6,37,65,455	5,77,33,939	3,84,24,938

ABSTRACT TABLES
CURRENCY NOTES —
IMPORTS and EXPORTS

(892)

No. 20A.

TOTAL VALUE of the REGISTERED IMPORTS and EXPORTS of CURRENCY NOTES, in each Official Year
from 1931-32 to 1935-36.

COUNTRIES	IMPORTS					EXPORTS				
	1931-32	1932-33	1933-34	1934-35	1935-36	1931-32	1932-33	1933-34	1934-35	1935-36
CURRENCY NOTES—										
United Kingdom (including Channel Islands)	Private	725	21,650
	Govt.
Aden and Dependencies	Private	1,46,960	21,870	2,66,150	74,845	1,01,021
	Govt.	17,100
Bahrain Islands	..	2,800	4,320	2,000	2,000	20,565	..	500
Ceylon (excluding Maldives)	2,22,060	17,68,078	22,79,644	27,29,660	22,79,008
Straits Settlements
Federated Malay States
Anglo-Egyptian Sudan	..	160	11,020	12,000
TOTAL BRITISH EMPIRE	Private	1,49,010	27,045	2,81,150	78,845	1,42,256	2,22,060	17,68,078	22,80,444	27,29,660
	Govt.	17,100
Foreign Countries										
Muscat Territory and Trucial Oman	Private	20,520	52,200	42,408	22,225	46,218	..	12,000	1,09,200	1,12,980
	Govt.
Other Native States in Arabia	..	2,27,959	2,26,495	1,24,698	1,06,848	2,22,098
Iraq	Private	4,920	27,41,000
	Govt.
Iran	Private	200
	Govt.
Java	250
Siam
EGYPT
TOTAL FOREIGN COUNTRIES	Private	2,54,489	2,28,695	1,67,128	1,27,180	2,75,148	27,41,000	12,000	1,09,200	1,12,980
	Govt.
GRAND TOTAL	Private	4,04,899	4,86,640	4,48,278	2,14,025	4,18,599	29,79,060	17,80,078	22,89,644	28,02,640
	Govt.	17,100
Total value of Gold, Silver and Currency Notes—										
Bengal	Private	1,22,75,682	26,61,722	9,45,227	12,07,497	20,29,571	12,86,242	1,29,12,825	22,61,628	1,25,60,727
	Govt.	1,61,95,810	1,41,29,192	1,29,78,292	1,65,72,759
Bombay	Private	4,42,50,729	1,91,04,670	1,01,20,251	4,42,77,220	4,79,61,620	61,21,26,271	60,62,16,262	22,72,21,222	22,22,42,774
	Govt.	90,755	7,242	27,426	1,417	1,99,52,479	1,50,22,222	1,22,04,202	4,47,27,022	4,22,10,120
Sind	Private	12,79,772	24,22,172	24,45,222	17,22,222	7,22,222	44,22,271	69,04,770	12,22,200	10,14,222
	Govt.
Madras	..	1,29,72,402	22,11,221	20,00,227	22,22,220	27,42,414	22,21,107	4,27,41,742	2,22,40,222	1,42,21,222
Burma	Private	6,02,402	2,42,420	22,202	6,212	2,222	47,21,121	72,10,227	67,21,242	72,22,222
	Govt.
TOTAL	Private	7,22,20,270	2,99,02,242	1,92,27,770	5,19,12,742	5,42,22,000	62,90,04,222	67,91,92,122	29,12,22,422	27,22,62,200
	Govt.	90,755	7,242	27,426	1,417	1,99,52,479	2,02,21,042	2,74,22,222	6,27,22,422	2,72,22,222

ABSTRACT TABLES
GOLD—IMPORTS
(SHARE OF EACH PROVINCE)

No. 21

TOTAL VALUE of the REGISTERED IMPORTS and EXPORTS of GOLD and SILVER COIN and BULLION,
also CURRENCY NOTES, into and from each PROVINCE of BRITISH INDIA, in the Official Year 1935-36

COUNTRIES	IMPORTS					
	BENGAL	BOMBAY	SIND	MADRAS	BURMA	TOTAL
	₹	₹	₹	₹	₹	₹
GOLD—						
United Kingdom (including Channel Islands)	8,453	12,41,917	..	6,167	1,247	12,57,784
Aden and Dependencies	..	5,45,845	5,45,845
Bahrain Islands	..	4,11,944	33,489	4,45,433
Ceylon (excluding Maldives)	32,09,162	..	32,09,162
Straits Settlements
Hongkong
Union of South Africa
Zanzibar and Pemba	..	95,593	95,593
Kenya Colony
Anglo-Egyptian Sudan
Mauritius and Dependencies (including Seychelles)	16,000	1,54,922	1,70,922
TOTAL BRITISH EMPIRE	24,453	24,50,231	33,489	32,15,329	1,247	57,24,739
Belgium	368	368
France	..	4,32,031	5,600	16,853	404	4,54,888
Italy (including Trieste)
Mascat Territory and Trucial Oman	..	6,27,066	19,069	6,46,735
Other Native States in Arabia	..	26,56,046	26,56,046
Iraq	..	12,619	12,619
Iran
Sumatra
Java
Borneo (Dutch)
Celebes and other Islands
China (exclusive of Hongkong and Macao)	15	15
Japan
Egypt
Portuguese East Africa
Italian East Africa (Somaland and Eritrea)
United States of America
TOTAL FOREIGN COUNTRIES	..	37,23,362	24,609	16,853	787	37,70,671
Value in ₹	24,453	61,73,593	58,159	32,82,182	2,034	94,95,410
GRAND TOTAL						
Quantity in ounces	311	66,106	538	86,412	44	103,461

ABSTRACT TABLES
GOLD—EXPORTS
(SHARE OF EACH PROVINCE)

(894)

No. 21—continued

TOTAL VALUE of the REGISTERED IMPORTS and EXPORTS of GOLD and SILVER COIN and BULLION, also CURRENCY NOTES, into and from each PROVINCE of BRITISH INDIA, in the Official Year 1935-36—continued

COUNTRIES	EXPORTS					TOTAL
	BOMBAY	BOMBAY	BOMBAY	MADRAS	BURMA	
GOLD—						
United Kingdom (including Channel Islands)	..	24,39,76,020	..	4,72,008	..	24,44,48,028
Aden and Dependences	..	45,045	45,045
Ceylon (excluding Maldives)	378	..	378
Straits Settlements
Hongkong
Zanzibar and Pemba	..	21,765	21,765
Kenya Colony	..	22,680	22,680
Anglo-Egyptian Sudan	..	14,011	14,011
TOTAL BRITISH EMPIRE	..	24,60,99,524	..	4,72,381	..	24,65,71,905
Netherlands	..	66,90,330	66,90,330
Belgium
France	..	68,97,158	68,97,158
Iraq	..	26,478	26,478
China (exclusive of Hongkong and Macao)	..	6,950	6,950
United States of America	..	12,48,72,549	12,48,72,549
TOTAL FOREIGN COUNTRIES	..	12,84,98,460	12,84,98,460
Value in £	..	38,35,97,984	..	4,72,381	..	38,80,55,365
GRAND TOTAL	..	4,117,736	..	4,987	..	4,122,723
Quantity in ounces	..	4,117,736	..	4,987	..	4,122,723

[Continued on next page]

**ABSTRACT TABLES
SILVER—IMPORTS
(SHARE OF EACH PROVINCE)**

No. 21—continued

TOTAL VALUE of the REGISTERED IMPORTS and EXPORTS of GOLD and SILVER COIN and BULLION, also CURRENCY NOTES, into and from each PROVINCE of BRITISH INDIA, in the Official Year 1935-36—continued

COUNTRIES	IMPORTS					
	BENGAL	BOMBAY	SIND	MADRAS	BURMA	TOTAL
	₹	₹	₹	₹	₹	₹
SILVER—						
United Kingdom (including Channel Islands)	15,26,761	3,38,78,061	2,07,978	4,05,032	..	3,55,16,827
Aden and Dependencies	46,098	46,098
{ Private	..	1,71,336	1,71,336
{ Govt.
Bahrain Islands	8,81,074	1,78,478	5,54,547
Ceylon (excluding Maldives)	5,812	..	1,04,200	..	1,10,012
Maldives
Straits Settlements	27	..	4,000	11	4,038
Hongkong	19,000	16,500	4	35,504
{ Private	..	1,97,81,148	1,97,81,148
{ Govt.	..	4,978	4,978
Union of South Africa	8,12,154	8,12,154
Zanzibar and Pemba	27	27
Kenya Colony
Anglo-Egyptian Sudan
Mauritius and Dependencies (including Seychelles)	2,000	8,98,260	1,500	9,01,760
Commonwealth of Australia	4,68,357	45,70,799	50,39,156
New Zealand
TOTAL BRITISH EMPIRE	20,15,118	4,01,14,785	3,81,446	5,18,232	1,515	4,30,24,096
{ Private	..	1,99,52,479	1,99,52,479
{ Govt.
U						
Netherlands
France
Italy (including Trieste)
Mesopotamian Territory and Trucial Oman	8,62,477	1,72,937	5,35,414
{ Private
{ Govt.
Other Native States in Arabia	5,81,827	10,023	5,41,850
Iraq	2,65,582	78,169	3,88,721
Iran	24,886	52,328	77,163
Java
Siam	1,02,961	1,02,961
China (excluding of Hongkong and Macao)	77	77
Egypt
Portuguese East Africa
TOTAL FOREIGN COUNTRIES	12,87,633	3,08,475	..	77	15,96,185
{ Private
{ Govt.
GRAND TOTAL	20,15,118	4,14,02,418	6,89,921	5,18,232	1,592	4,46,22,281
{ Private	..	1,99,52,479	1,99,52,479
{ Govt.
Quantity in ounces	1,521,967	31,206,404	396,880	387,048	5,686	33,517,880
{ Private	..	16,819,000	16,819,000
{ Govt.

ABSTRACT TABLES
SILVER—EXPORTS
(SHARE OF EACH PROVINCE)

(896)

No. 21—continued

TOTAL VALUE of the REGISTERED IMPORTS and EXPORTS of GOLD and SILVER COIN and BULLION,
also CURRENCY NOTES, into and from each PROVINCE of BRITISH INDIA, in the Official Year 1935-36—
continued

COUNTRIES	EXPORTS					
	BENGAL	BOMBAY	SIND	MADRAS	BURMA	TOTAL
	₹	₹	₹	₹	₹	₹
SILVER —						
United Kingdom (including Channel Islands)	Private 5,77,109 Govt. 19,14,256	98,98,090 8,65,10,682	79,86,197	1,81,56,326 8,84,24,938
Aden and Dependencies	Private .. Govt. ..	10,898	10,898 ..
Bahrain Islands	..	1,82,000	1,00,000	2,82,000
Ceylon (excluding Maldives)	1,612	..	1,612
Straits Settlements
Hongkong	Private .. Govt. ..	28,26,625	28,26,625 ..
Union of South Africa	..	2,000	2,000
Anglo-Egyptian Sudan	..	42,129	42,129
Commonwealth of Australia
TOTAL BRITISH EMPIRE	Private 5,77,109 Govt. 19,14,256	1,28,66,667 8,65,10,682	1,00,000	1,612	79,86,197	2,18,31,585 8,84,24,938
France
Mekka Territory and Trucial Oman	..	12,038	52,100	64,138
Other Native States in Arabia	..	21,40,000	21,40,000
Iraq
Iran	1,06,565	1,06,565
China (exclusive of Hongkong and Macao)
Japan
United States of America	Private .. Govt. ..	82,42,258	82,42,258 ..
TOTAL FOREIGN COUNTRIES	Private .. Govt. ..	1,02,94,291 ..	1,58,665	1,05,52,956 ..
GRAND TOTAL	Value in ₹ { Private 5,77,109 Govt. 19,14,256	2,80,60,958 8,65,10,682	2,58,665	1,612	79,86,197	8,18,84,541 8,84,24,938
	Quantity in ounces { Private 812,084 Govt. 1,090,654	14,719,427 27,029,943	95,859	787	5,072,098	20,800,268 28,120,597

ABSTRACT TABLES
GOLD AND SILVER—IMPORTS
(SHARE OF EACH PROVINCE)

No. 21—continued

TOTAL VALUE of the REGISTERED IMPORTS and EXPORTS of GOLD and SILVER COIN and BULLION, also CURRENCY NOTES, into and from each PROVINCE of BRITISH INDIA, in the Official year 1935-36—continued

COUNTRIES	IMPORTS					
	BENGAL	BOMBAY	SIND	MADRAS	BURMA	TOTAL
TOTAL OF GOLD AND SILVER—	₹	₹	₹	₹	₹	₹
United Kingdom (including Channel Islands)	16,34,214	3,46,19,978	2,07,978	4,11,199	1,247	3,67,74,611
Aden and Dependencies	..	5,91,938	5,91,938
		Govt.	1,71,389
Bahrain Islands	..	7,98,018	2,06,962	9,99,980
Ceylon (excluding Maldives)	..	5,812	..	88,18,362	..	88,19,174
Maldives
Straits Settlements	..	27	..	4,000	11	4,038
Federated Malay States
Hongkong	19,000	16,509	4	35,504
		Govt.	1,97,81,148
Union of South Africa	..	4,978	4,978
Zanzibar and Pemba	..	9,08,747	9,08,747
Kenya Colony	..	27	27
Anglo-Egyptian Sudan
Mauritius and Dependencies (including Seychelles)	18,000	10,68,162	1,500	10,72,682
Commonwealth of Australia	4,68,857	46,70,799	50,89,156
New Zealand
Fiji Islands
TOTAL BRITISH EMPIRE	20,39,571	4,25,65,006	4,14,986	37,28,561	2,762	4,87,50,885
		Govt.	1,99,52,479
Belgium	868	868
France	..	4,32,031	5,600	16,853	404	4,54,888
Italy (including Flume)
Mascat Territory and Trucial Oman	..	9,90,148	1,92,006	11,82,149
		Govt.
Other Native States in Arabia	..	81,87,878	70,028	81,97,896
Iraq	..	2,78,151	73,189	3,51,340
Iran	..	24,836	52,926	77,162
Honjam Islands
Somatra
Java
Siam	..	1,02,961	1,02,961
French-Indo-China
Celebes and other Islands
China (exclusive of Hongkong and Macao)	92	92
Japan
Egypt
Italian East Africa (Somaliland and Eritrea)
United States of America
TOTAL FOREIGN COUNTRIES	..	59,15,995	3,38,144	16,853	864	59,86,856
		Govt.
GRAND TOTAL VALUE	20,39,571	4,75,81,001	7,48,079	37,45,414	3,626	5,41,17,691
		Govt.	1,99,52,479

ABSTRACT TABLES
GOLD AND SILVER—EXPORTS
(SHARE OF EACH PROVINCE)

(898)

No. 21—continued

TOTAL VALUE of the REGISTERED IMPORTS and EXPORTS of GOLD and SILVER COIN and BULLION,
also CURRENCY NOTES, into and from each PROVINCE of BRITISH INDIA, in the Official Year 1935-36—
continued

COUNTRIES	EXPORTS					
	BENGAL	BOMBAY	SIND	MADRAS	BURMA	TOTAL
	₹	₹	₹	₹	₹	₹
TOTAL OF GOLD AND SILVER—						
United Kingdom (including Channel Islands)	5,77,109	25,35,09,040	..	4,72,008	79,86,197	26,26,04,364
{ Private						
{ Govt.	19,14,256	3,65,10,682	3,84,24,938
Aden and Dependencies	65,938	65,938
{ Private						
{ Govt.
Bahrain Islands	1,82,000	1,00,000	2,82,000
Ceylon (excluding Maldives)	1,985	..	1,985
Straits Settlements
Hongkong	28,36,625	28,36,625
{ Private						
{ Govt.
Union of South Africa	2,000	2,000
Zanzibar and Pemba	21,768	21,768
Kenya Colony	32,680	32,680
Anglo-Egyptian Sudan	56,140	56,140
Commonwealth of Australia
TOTAL BRITISH EMPIRE	5,77,109	25,87,56,191	1,00,000	4,73,993	79,86,197	26,58,93,490
{ Private						
{ Govt.	19,14,256	3,65,10,682	3,84,24,938
Netherlands	66,90,380	66,90,380
France	68,97,158	68,97,158
Italy (including Fiume)
Mascat Territory and Trucial Oman	12,033	52,100	64,133
Other Native States in Arabia	21,40,000	21,40,000
Iraq	26,478	26,478
Iran	1,06,565	1,06,565
Java
China (exclusive of Hongkong and Macao)	6,950	6,950
Siam
Japan
United States of America	13,31,14,807	13,31,14,807
{ Private						
{ Govt.
TOTAL FOREIGN COUNTRIES	14,88,87,751	1,58,665	14,90,46,416
{ Private						
{ Govt.
GRAND TOTAL VALUE	5,77,109	40,56,43,942	2,58,665	4,73,993	79,86,197	41,49,39,906
{ Private						
{ Govt.	19,14,256	3,65,10,682	3,84,24,938

[Continued on next page]

APPENDIX A.

ALTERATIONS IN THE RECORD OF ARTICLES IN THE ANNUAL STATEMENT OF TRADE.

THE FOLLOWING ALTERATIONS WERE MADE IN THE STATEMENT OF THE SEA-BORNE TRADE OF BRITISH INDIA WITH THE BRITISH EMPIRE AND FOREIGN COUNTRIES FOR 1935-36.

IMPORTS OF BRITISH AND FOREIGN MERCHANDISE.

	Page	
Apparel (<i>excluding</i> hosiery and boots and shoes)—		
1. Cotton Knitted Fabrics	31	(1) and (2) transferred to cotton manufactures—hosiery, and Woollen manufactures—hosiery, respectively.
2. Woollen Knitted Apparel	31	
3. Others	32	(3) omitted.
Instruments, Apparatus and Appliances and parts thereof—		
Scientific and Philosophical	178	"And Philosophical" now omitted.
Machinery and Millwork—		
Primemovers (<i>other than</i> electrical)—		
Other than locomotives—		
Oil Engines	204	Now Sub-divided into—
	205	(i) For Marine purposes, and
	205	(ii) others.
Metals and Ores—		
Steel—		
Bars <i>other than</i> cast	252	Now Sub-divided into—
	252	(i) Under $\frac{1}{2}$ inch round or square and
	253	(ii) others.
Paper and Pasteboard—		
Paper—		
	312	The revised classification is as follows :—
	312	(a) Packing and Wrapping paper—
	312	Kraft including imitation Kraft.
	313	Brown Wrappings, other sorts.
	313	Coloured, machine glazed pressings.
	313	Manilla, machine glazed or unglazed, and sulphite envelope.
	313	Fancy, including embossed paper.
	314	Other sorts.
	315	(b) Printing paper—
	315	Machine glazed poster paper.
	315	Litho paper.
	316	White printing paper <i>other than</i> machine glazed poster and litho—
	316	(i) News printing.
	316	(ii) Others.
	317	Other sorts.
	319	(c) Writing paper and envelopes—
	319	Azurelaid or wove and ledger.
	320	Cream.
	320	Other sorts of writing paper.
	320	Writing pads.
	321	Boxed stationery.
	324	(d) Blotting paper.
	324	(e) Old news papers in bales and bags.
	324	(f) Other kinds of paper.
	325	(g) Paper manufactures.

APPENDIX A--*contd.*

	Page	
Cotton Manufactures--		
Hosiery--		
In the piece (Knitted Fabrics)	405	Now shown separately (Formerly under Apparel).
Silk--		
Raw and Cocoons	456	} Now revised as follows-- Silk raw and cocoons-- Cocoons. Waste products including duppion. Hand reeled. Other sorts.
Waste and noils	456	
	456	
	456	
	457	
	457	
	461	Now subdivided into--
Silk piecegoods--		
	459	Ponjee.
	459	Fuji, boseki and corded (spun silk).
	460	Crepes and georgettes.
	460	Satins and tafettas.
	460	Others.
	467	Now subdivided into--
Wool Manufactures--		
Hosiery--		
	467	Woolen Knitted apparel (formerly under apparel).
	468	Other sorts.
	468	Now altered to--
Piecegoods--		Woolen and worsted piecegoods.
Ruffie cloth and Shawl cloth	470	} Now shown separately.
Roller cloth, Clearer cloth and Sizing flannel	470	
Shawls	470	
		Now shown as shawls and lohis.

EXPORTS OF INDIAN MERCHANDISE.

No CHANGE.

EXPORTS OF FOREIGN MERCHANDISE

No CHANGE.

APPENDIX B—*continued*LIST OF COUNTRIES THE TRADE WITH WHICH IS SEPARATELY RECORDED—*continued*As on the 1st April, 1935—*contd.*

Foreign Countries— <i>continued</i>	Foreign Countries— <i>continued</i>	Foreign Countries— <i>concluded</i>
<i>Africa—continued</i>	<i>America—continued</i>	<i>America—concluded</i>
West Africa <ul style="list-style-type: none"> Spanish West Africa French West Africa (<i>including</i> French Mandated Territories of Togoland and Cameroons) Liberia French Equatorial Africa Belgian Congo (<i>including</i> Ruanda-Urundi) Portuguese West Africa Portuguese Guinea Cape Verde Islands Sao Thome Principe 	<ul style="list-style-type: none"> Alaska Greenland West Indies <ul style="list-style-type: none"> Cuba Hayti and St. Domingo Porto Rico French West Indies (Gaddelope and Martinique) St. Pierre et Miquelon Virgin Islands of the United States Dutch West Indies (Curacao) Mexico Guatemala Honduras (not British) San Salvador Nicaragua Costa Rica Columbia Panama (<i>including</i> Panama Canal Zone) 	<ul style="list-style-type: none"> Brazil Paraguay Uruguay Argentine Republic (<i>including</i> the Atlantic Coast of Patagonia) Chile (<i>including</i> the Pacific Coast of Patagonia) Peru Ecuador Bolivia Hawaii Guam Other Islands in the Pacific Arctic Region Antarctic Regions Fisheries
East Africa <ul style="list-style-type: none"> Portuguese East Africa Madagascar and Kerguelon Reunion Italian East Africa (Somaliland and Eritrea) French Somaliland Abyssinia 	<ul style="list-style-type: none"> Venezuela Dutch Guiana French Guiana 	
<i>America—</i>		
<ul style="list-style-type: none"> United States of America : <ul style="list-style-type: none"> via Atlantic Coast via Pacific Coast 		

INDEX

ARTICLES	IMPORTS		EXPORTS				ARTICLES	IMPORTS		EXPORTS			
	Abstract Tables	General Imports	INDIAN MERCHANDISE		FOREIGN MERCHANDISE			Abstract Tables	General Imports	INDIAN MERCHANDISE		FOREIGN MERCHANDISE	
			Abstract Tables	General Exports	Abstract Tables	General Exports				Abstract Tables	General Exports	Abstract Tables	General Exports
	Page	Page	Page	Page	Page	Page	Page	Page	Page	Page	Page	Page	
Acids :													
Acetic	—	63	—	—	—	—							
Carbonic	—	63	—	—	—	—							
Chloric	—	63	—	—	—	—							
Hydrochloric	—	63	—	—	—	—							
Nitric	—	63	—	—	—	—							
Oxalic	—	63	—	—	—	—							
Sulphuric	—	63	—	—	—	743							
Tartaric	—	64	—	—	—	—							
Other sorts	—	64	—	—	—	—							
Accoutrements (included with "Apparel, etc.")													
Aerated water making machinery	—	212	—	—	—	—							
Agricultural implements	—	146	—	—	—	—							
" tractors and parts	—	212	—	—	—	—							
Air craft	—	490	—	—	—	—							
Ajama seeds	—	—	—	640	—	—							
Ajwan	—	—	—	640	—	—							
Ale, beer, and porter :													
Ale and beer (in bottle)	—	190	—	—	—	—							
" " " (in bulk)	—	190	—	—	—	—							
Stout and porter (in bottle)	—	191	—	—	—	—							
" " " (in bulk)	—	191	—	—	—	—							
Alizarine dyes	—	101-104	—	—	—	750							
Almond oil	—	285	—	—	—	—							
Almonds	—	122	—	—	—	—							
Aloes	—	92	—	—	—	—							
Alum	—	65	—	—	—	—							
Aluminous sulphates	—	66	—	—	—	742							
Aluminium :													
Unwrought (ingots, blocks, bars)	—	287	—	—	—	—							
Wrought—													
Circles	—	288	—	—	—	—							
Sheets	—	288	—	—	—	—							
Other manufactures	—	239	—	—	—	—							
Ammonia and Salts thereof :													
Anhydrous	—	66	—	—	—	742							
Others	—	66	—	—	—	—							
Ammonia Phosphate	—	232	—	—	—	—							
Ammunition (included with "Arms, etc.")													
Anchors and cables of iron or steel	—	255, 847	—	601	—	781							
Angle and tee, bolt and rod of iron	—	249, 845	—	599	—	—							
" " " of steel	—	251	—	—	—	—							
Anhydrous ammonia	—	66	—	—	—	—							
Aniline dyes	—	104	—	—	—	751							
Animal fat (included with "Tallow and stearins")													
Animal oils :													
Fish or whale oil hardened	—	282	—	—	—	—							
Others	—	283	—	—	—	790							
Other kinds	—	284	—	—	—	—							
Animals, living :													
Cattle (excepting sheep and goats)	—	—	—	508	—	—							
Horses	—	29	—	508	—	787							
Sheep and goats	—	—	—	508	—	—							
Other kinds	—	29	—	509	—	787							
Apricot	—	—	—	641	—	—							
Apparatus (included with "Instruments, etc.")													
Apparel (including drapery, uniforms, and accoutrements)	—	30, 831	—	—	—	—							
Cotton knitted fabrics	—	81	—	—	—	—							735, 870
Woolen knitted apparel	—	81	—	—	—	—							—
Others	—	82	—	—	—	—							—
Gold and silver thread	—	82	—	—	—	—							—
Hats, caps, bonnets, and hatter's ware	—	82	—	—	—	—							—
Lametta	—	84	—	—	—	—							—
Second-hand clothing	—	84	—	—	—	—							—
Waterproofed clothing	—	84	—	—	—	—							—
Appliances (included with "Instruments, etc.")													
Arabic, Gum	—	141	—	—	—	—							761
Arms, ammunition, and military stores :													
Cartridge cases :													
Filled	—	36	—	—	—	—							—
Shot gun cartridges filled	—	36	—	—	—	—							—
Rifle and other cartridges, filled	—	36	—	—	—	—							—
Empty	—	37	—	—	—	—							—
Explosives :													
Blasting fuse	—	38	—	—	—	—							—
" gelatine	—	38	—	—	—	—							—
Dynamite	—	38	—	—	—	—							—
Gelatine dynamite	—	39	—	—	—	—							739
Other Nitro-compound explosives	—	39	—	—	—	—							—
Detonators	—	39	—	—	—	—							—
Others	—	39	—	—	—	—							—
Firearms, and parts thereof—													
Firearms	—	40	—	—	—	—							—
Parts of firearms	—	40	—	—	—	—							739, 870
Gunpowder, black	—	41	—	—	—	—							—
" smokeless	—	41	—	—	—	—							—
" others	—	42	—	—	—	—							—
Other sorts	—	42, 831	—	—	—	—							739, 870, 742
Arsenic and its oxides	—	67	—	—	—	—							—
Art, works of (other than pictures)	—	43	—	—	—	—							740
Articles of stone and marble	—	377	—	—	—	—							—
" Postal	—	—	—	—	—	733							828
" Postal not specified	—	504	—	—	—	—							—
Artificial silk :													
Artificial silk yarn	—	473	—	—	—	—							—
Hosiery—Socks and stockings made entirely of artificial silk	—	473	—	—	—	—							—
Piece goods of cotton and artificial silk	—	475	—	—	—	—							—
Piece goods made entirely of artificial silk	—	474	—	—	—	—							—
Piece goods made of cotton and artificial silk (total)	—	476	—	—	—	—							—
Goods of artificial silk mixed with other materials	—	475	—	—	—	—							—
Piece goods of cotton embroidered or superimposed with artificial silk	—	476	—	—	—	—							—
Other sorts	—	477	—	—	—	—							—
Asafetida	—	92	—	—	—	—							747
Asbestos, raw	—	48	—	—	—	—							—
" manufactures—													
Asbestos packing	—	48	—	—	—	—							—
Sheets, plates, etc., of asbestos cement	—	48	—	—	—	—							—
Other manufactures	—	44	—	—	—	—							—
Asphalt	—	54	—	—	—	—							—

INDEX—continued

ARTICLES	IMPORTS		EXPORTS				ARTICLES	IMPORTS		EXPORTS			
	Abstract Tables	General Imports	INDIAN MERCHANDISE		FOREIGN MERCHANDISE			Abstract Tables	General Imports	INDIAN MERCHANDISE		FOREIGN MERCHANDISE	
			Abstract Tables	General Exports	Abstract Tables	General Exports				Abstract Tables	General Exports	Abstract Tables	General Exports
Page	Page	Page	Page	Page	Page	Page	Page	Page	Page	Page	Page	Page	
Bulbs (lamp, electric) :													
Gas filled electric bulbs .	—	160	—	—	—	—	Cattle (excepting sheep and goats)	—	—	—	508	—	—
Vacuum electric bulbs .	—	161	—	—	—	—	Caustic soda	—	77	—	—	—	—
Electric bulbs for automobiles .	—	161	—	—	—	—	Cement :	—	833	—	—	—	—
Electric bulbs for torches .	—	161	—	—	—	—	Portland	—	55	—	—	—	—
Wireless valves	—	162	—	—	—	—	Other kinds	—	56	—	—	—	—
Bullion	887, 888	—	887, 888	—	—	—	Chadars :	—	—	—	—	—	—
Butter	—	343	—	634	—	—	Grey	—	403, 412	—	681	—	—
Button, lac	—	184	—	578	—	—	White	—	412, 416	—	685	—	—
Buttons, of all sorts :	—	—	—	—	—	—	Coloured, printed, or dyed	—	421, 428, 434	—	—	—	—
Metal	—	59	—	—	—	—	Chairs and slatpates of steel or iron. Rails — (including those for railways)	—	260, 847	—	—	—	—
Other sorts	—	60	—	—	—	—	Chalk and lime (excluding French Chalk)	—	57	—	514	—	—
Cabinetware, Furniture and — (see details under "Furniture and Cabinetware")	—	—	—	—	—	—	Chalk, French	—	61	—	—	—	—
Cables: Anchors, and—of iron or steel	—	250, 847	—	601	—	781	Champagne and other sparkling wines	—	197	—	—	—	775
Cables: Electric wires and— (see details under "Instruments, Electrical")	—	—	—	—	—	—	Channels. Bars and—of iron	—	250, 845	—	600	—	—
Cajuputi oil	—	285	—	—	—	—	.. Bars and—of steel	—	242, 846	—	601	—	—
Cakes. Biscuits and—	—	342	—	—	—	—	.. Bars and — of (iron or steel)	—	—	—	—	—	781
Calcium carbide	—	69	—	—	—	—	Charts (included with "Books and printed matters")	—	—	—	—	—	—
Calf skins, raw	—	—	—	568	—	—	Chassis or waste, silk	—	—	—	716	—	—
.. .. dressed	—	—	—	568	—	—	Checks, spots, and stripes of cotton cloth, white (bleached)	—	414	—	—	—	—
Camphor	—	92	—	527	—	747 (coloured, printed, or dyed)	—	421, 428, 434	—	—	—	—
.. .. oil	—	285	—	—	—	—	Chemical and chemical preparations, etc.	—	62	—	518	—	742, 871
Candles of all kinds	—	61	—	516	—	741	Acids :	—	—	—	—	—	—
Canes and rattans	—	61	—	517	—	742	Acetic (pyroligneous)	—	62	—	—	—	—
Canned or bottled fruits	—	343	—	—	—	—	Carbolic	—	62	—	—	—	—
Canvas :	—	—	—	—	—	—	Citric	—	62	—	—	—	—
Cotton	—	404	—	680	—	807	Hydrochloric	—	62	—	—	—	—
Flax	—	447, 856	—	—	—	—	Nitric	—	62	—	—	—	—
Jute	—	453	—	701	—	—	Oxalic	—	62	—	—	—	—
Carbazole blue	—	108	—	—	—	—	Sulphuric	—	62	—	—	—	742
Carbolic acid	—	62	—	—	—	—	Tartaric	—	64	—	—	—	—
Carbon, electric	—	165	—	—	—	—	Other sorts	—	64	—	—	—	—
Cardamoms	—	268	—	658	—	800	Alum	—	65	—	—	—	—
Cardboard, Pastebord, millboard, and —, of all kinds	—	327, 858	—	680	—	795	Aluminous sulphates	—	65	—	—	—	742
Cards: Playing—	—	483	—	—	—	—	Ammonia and salts thereof:	—	—	—	—	—	742
Carpets and rugs, woollen	—	—	—	719	—	—	Anhydrous	—	66	—	—	—	—
Carpets and floor rugs, woollen	—	407	—	—	—	—	Others	—	66	—	—	—	—
Carriages and carts not mechanically propelled and parts thereof (including railway carriages, trucks, etc.) (for details see under "Vehicles, etc.")	—	—	—	—	—	—	Arsenic and its oxides	—	67	—	—	—	742
Carriage Motor—	—	492	—	—	—	—	Bleaching materials :	—	—	—	—	—	—
Cartridge cases :	—	—	—	—	—	—	Bleaching powder (calcium hypochlorite, chloride of lime)	—	68	—	—	—	—
Filled	—	36	—	—	—	—	Other sorts	—	68	—	—	—	—
Shot gun cartridges, filled	—	36	—	—	—	—	Carbide of calcium	—	69	—	—	—	—
Rifle and other cartridges, filled	—	36	—	—	—	—	Copperas (ferrous sulphate)	—	69	—	—	—	—
empty	—	37	—	—	—	—	Copper sulphate	—	69	—	—	—	—
Casein	—	—	—	517	—	—	Disinfectants :	—	—	—	—	—	—
Casein (spices)	—	368	—	—	—	800	Naphthalene	—	70	—	—	—	—
Cast steel :	—	—	—	—	—	—	Others	—	70	—	—	—	—
Cast steel bar	—	254	—	—	—	—	Glycerine	—	71	—	—	—	—
Tool steel, Carbon	—	254	—	—	—	—	Lead compounds :	—	—	—	—	—	—
.. High speed	—	253	—	—	—	—	Acetate	—	71	—	—	—	—
Cashew cake	—	—	—	624	—	—	Litharge	—	72	—	—	—	—
.. oil	—	—	—	617	—	—	Others	—	72	—	—	—	—
.. seeds	—	—	—	645	—	—							

INDEX—continued

ARTICLES	IMPORTS		EXPORTS				ARTICLES	IMPORTS		EXPORTS			
	Abstract Tables	General Imports	INDIAN MERCHANDISE		FOREIGN MERCHANDISE			Abstract Tables	General Imports	INDIAN MERCHANDISE		FOREIGN MERCHANDISE	
			Abstract Tables	General Exports	Abstract Tables	General Exports				Abstract Tables	General Exports	Abstract Tables	General Exports
	Page	Page	Page	Page	Page	Page	Page	Page	Page	Page	Page	Page	Page
Chemicals, etc.—contd.													
Magnesium compounds :													
Chloride	—	78	—	519	—	—	—	—	—	—	523	—	745
Sulphate	—	78	—	—	—	—	—	485	—	—	—	—	—
Others	—	78	—	519	—	—	—	—	—	—	—	—	—
Potassium compounds :													
Bichromate	—	74	—	—	—	—	—	98	—	—	—	—	—
Chlorate	—	74	—	—	—	—	—	100	—	—	—	—	750
Cyanide of potassium .	—	75	—	—	—	—	—	347	—	—	—	—	—
Nitrate (potassium nitrate)	—	—	—	518	—	—	—	120	—	—	541	—	—
Other sorts	—	75	—	518	—	—	—	—	—	—	624	—	—
Soda compounds :													
Sodium bicarbonate . . .	—	76	—	—	—	—	—	—	—	—	646	—	—
bichromate	—	76	—	—	—	—	—	—	—	—	618	—	—
Borax	—	77	—	518	—	—	—	98	—	—	—	—	—
Caustic soda	—	77	—	—	—	—	—	87	—	—	522	—	746
Sodium cyanide	—	78	—	—	—	—	—	—	—	—	—	—	—
sulphide	—	78	—	—	—	—	—	—	—	—	—	—	—
carbonate	—	78	—	—	—	—	—	—	—	—	—	—	—
sulphate	—	78	—	—	—	—	—	—	—	—	—	—	—
silicate	—	79	—	—	—	—	—	—	—	—	—	—	—
Other sorts	—	79	—	518	—	—	—	—	—	—	—	—	—
Sulphur (Brimstone) . . .	—	80	—	—	—	—	—	—	—	—	—	—	—
Zinc compounds :													
Chloride	—	81	—	—	—	—	—	—	—	—	—	—	—
Others	—	81	—	—	—	—	—	—	—	—	—	—	—
Other sorts of chemicals . .	—	81	—	519	—	743	—	—	—	—	—	—	—
Chillies	—	369	—	653	—	—	—	—	—	—	—	—	—
China clay	—	83	—	—	—	—	—	—	—	—	—	—	—
Chinese and Japanese-ware (excluding lacquered-ware, but including earthenware and porcelain)	—	83	—	—	—	744	—	—	—	—	—	—	—
Chlorate, Potassium	—	74	—	—	—	—	—	—	—	—	—	—	—
Chocolate, Cocoa and — . .	—	347	—	—	—	—	—	—	—	—	—	—	—
Chromite (chrome iron ore) .	—	—	—	597	—	—	—	—	—	—	—	—	—
Chutnies, Pickles, —, sauces, and condiments	—	352	—	—	—	—	—	—	—	—	—	—	—
Chutnies, Pickles, —, and condiments	—	—	—	636	—	—	—	—	—	—	—	—	—
Cider and other fermented liquors	—	192	—	—	—	773	—	—	—	—	—	—	—
Cigarettes	—	479	—	724	—	—	—	—	—	—	—	—	—
Cigars	—	479	—	724	—	—	—	—	—	—	—	—	—
Cinchona bark	—	334	—	527	—	—	—	—	—	—	—	—	—
Cinematograph films	—	175	—	—	—	—	—	—	—	—	—	—	—
Cinnamon (pieces)	—	369	—	659	—	—	—	—	—	—	—	—	—
" oil	—	—	—	615	—	—	—	—	—	—	—	—	—
Circles (aluminium)	—	238	—	—	—	—	—	—	—	—	—	—	—
Citric acid	—	62	—	—	—	—	—	—	—	—	—	—	—
Citronella	—	—	—	615	—	—	—	—	—	—	—	—	—
Clay	—	57	—	—	—	—	—	—	—	—	—	—	—
Clocks and watches and parts thereof :													
Clocks and time-pieces . .	—	84	—	—	—	744	—	—	—	—	—	—	—
Watches	—	84	—	—	—	—	—	—	—	—	—	—	—
Parts of (clocks and watches)	—	85	—	—	—	745	—	—	—	—	—	—	—
Cloth, gunny (Jute)	—	454	—	710	—	—	—	—	—	—	—	—	—
" hemp	—	452	—	—	—	—	—	—	—	—	—	—	—
Cloves (pieces)	—	369	—	659	—	801	—	—	—	—	—	—	—
Clove Oil	—	286	—	—	—	—	—	—	—	—	—	—	—
Coal and Coke :													
Coal	—	86	—	520	—	745	—	—	—	—	—	—	—
Coke	—	86	—	521	—	—	—	—	—	—	—	—	—
Coal shipped for the use of steamers, etc., engaged in the foreign trade	—	—	—	—	—	—	—	—	—	—	—	—	—
Coal-mining machinery	—	—	—	—	—	—	—	—	—	—	—	—	—
Coatings and Trouserings . .	—	—	—	—	—	—	—	—	—	—	—	—	—
Coal-tar dyes (for details see under "Dyeing and Tanning Substances")	—	—	—	—	—	—	—	—	—	—	—	—	—
Cocaine	—	98	—	—	—	—	—	—	—	—	—	—	—
Cochineal	—	100	—	—	—	—	—	—	—	—	—	—	—
Cocoa and chocolate	—	347	—	—	—	—	—	—	—	—	—	—	—
Coconuts	—	120	—	—	—	—	—	—	—	—	541	—	—
Coconut cake	—	—	—	—	—	—	—	—	—	—	624	—	—
" kernel or copra	—	—	—	—	—	—	—	—	—	—	646	—	—
" oil	—	—	—	—	—	—	—	—	—	—	618	—	—
Cocoons	—	—	—	—	—	—	—	—	—	—	716	—	—
Codliver oil	—	—	—	—	—	—	—	—	—	—	—	—	—
Coffee (other than roasted or ground)	—	—	—	—	—	—	—	—	—	—	—	—	—
"	—	—	—	—	—	—	—	—	—	—	—	—	—
Coin	—	886, 888	—	—	—	—	—	—	—	—	887, 889	—	—
Coir, manufactured (excluding rope and belting)	—	—	—	—	—	—	—	—	—	—	—	—	—
"	—	—	—	—	—	—	—	—	—	—	—	—	—
Coir yarn	—	—	—	—	—	—	—	—	—	—	—	—	—
" mats and matting	—	—	—	—	—	—	—	—	—	—	—	—	—
" other sorts	—	—	—	—	—	—	—	—	—	—	—	—	—
" unmanufactured	—	—	—	—	—	—	—	—	—	—	—	—	—
Coke	—	—	—	—	—	—	—	—	—	—	—	—	—
Colours, Paints and —	—	—	—	—	—	—	—	—	—	—	—	—	—
"	—	—	—	—	—	—	—	—	—	—	—	—	—
Compositions, Paints, solu- tions, and —	—	—	—	—	—	—	—	—	—	—	—	—	—
"	—	—	—	—	—	—	—	—	—	—	—	—	—
Composition, Polishes and — for application to leather . .	—	—	—	—	—	—	—	—	—	—	—	—	—
"	—	—	—	—	—	—	—	—	—	—	—	—	—
" to metals	—	—	—	—	—	—	—	—	—	—	—	—	—
Condensed and preserved, including milk Cream, Milk, —	—	—	—	—	—	—	—	—	—	—	—	—	—
"	—	—	—	—	—	—	—	—	—	—	—	—	—
Condiments, Pickles, chutnies, sauces, and — . . .	—	—	—	—	—	—	—	—	—	—	—	—	—
"	—	—	—	—	—	—	—	—	—	—	—	—	—
Condiments, Pickles, chutnies, and —	—	—	—	—	—	—	—	—	—	—	—	—	—
"	—	—	—	—	—	—	—	—	—	—	—	—	—
Confectionery	—	—	—	—	—	—	—	—	—	—	—	—	—
Control and switch gear	—	—	—	—	—	—	—	—	—	—	—	—	—
Copper (for details see under "Metals.")	—	—	—	—	—	—	—	—	—	—	—	—	—
Copperas	—	—	—	—	—	—	—	—	—	—	—	—	—
Copra, Coconut kernel or — . .	—	—	—	—	—	—	—	—	—	—	—	—	—
"	—	—	—	—	—	—	—	—	—	—	—	—	—
Coral	—	—	—	—	—	—	—	—	—	—	—	—	—
"	—	—	—	—	—	—	—	—	—	—	—	—	—
Cordage and rope of vege- table fibre (excluding jute and cotton)	—	—	—	—	—	—	—	—	—	—	—	—	—
"	—	—	—	—	—	—	—	—	—	—	—	—	—
Coriander seed	—	—	—	—	—	—	—	—	—	—	—	—	—
Cork manufactures	—	—	—										