

SIXTY-NINTH ISSUE]

DEPARTMENT OF COMMERCIAL INTELLIGENCE AND STATISTICS, INDIA

203

ANNUAL STATEMENT
OF THE
Sea-Borne Trade of British India
WITH THE
British Empire and Foreign Countries

For the fiscal year ending 31st March, 1935

VOLUME I.

**Imports, Exports, and Re-exports of private merchandise and Government Stores,
and Imports and Exports of Treasure.**

Published by order of the Governor-General in Council



DELHI: MANAGER OF PUBLICATIONS
1936

[No. 2863.]

Volume I.

CONTENTS.

TABLES RELATING TO THE SEA-BORNE TRADE OF BRITISH INDIA.

No. of Table.	Charts illustrating—	Page.
	1. The Foreign Sea-Borne Trade of British India:	
	(a) During the last ten years as compared with averages of the pre-war, war and post-war periods	i
	(b) During the last 70 years (1864-69 to 1929-34)	ii
	2. (a) Variations in the values of Principal articles in the Import Trade of British India during the last ten years as compared with averages of the pre-war, war and post-war periods	iii
	2. (b) Variations in the values of Principal articles in the Export Trade of British India during the last ten years as compared with averages of the pre-war, war and post-war periods	iv
	Introductory Note	v-viii
1	Total Trade: Value	1
2	Private Merchandise: From and to British Empire and Foreign Countries: Total Imports, Exports, and Re-Exports	2
3	Private Treasure: From and to British Empire and Foreign Countries: Total Imports and Exports	2
4	Private Merchandise: Summary of Imports—From British Empire and Foreign Countries	3
	—From British Empire	5
	—From Foreign Countries	7
5	Exports—To British Empire and Foreign Countries	9
	—To British Empire	11
	—To Foreign Countries	13
6	Re-Exports—To British Empire and Foreign Countries	15
	—To British Empire	17
	—To Foreign Countries	19
7	Private Merchandise: Principal Countries: Imports	21
8	" Exports	24
9	" Re-Exports	27
10	Articles and Countries: Imports: Quantity and Value	29
11	" Exports: Quantity and Value	497
12	" Re-Exports: Quantity and Value	726
13	Government Stores: " Imports: Quantity and Value	820
14	" Exports: Quantity and Value	851
15	" Re-Exports: Quantity and Value	859
15A	Opium and other dangerous drugs: " Imports: Quantity and Value	867
15B	" Re-exports: Quantity and Value	871
15C	" Exports: Quantity and Value	873
16	Treasure: Gold coin and bullion: Imports and Exports	875
17	Description of Imports and Exports	876
18	Silver coin and bullion: Imports and Exports	877
19	Description of Imports and Exports	879
20	Gold and Silver coin and bullion: Imports and Exports	879
20A	Currency notes: Imports and Exports	881
21	Gold, Silver and Currency notes: Share of Provinces	882
	Appendix A.—Alterations in the Annual Statement of Trade	889
	Appendix B.—List of countries the trade with which is separately recorded in the Annual Statement	891
	Index	893

CHART 1.
Foreign Sea-borne Trade of British India.
(a) During the last ten years as compared with averages of the pre-war, war and post-war periods.
(Private and Government).

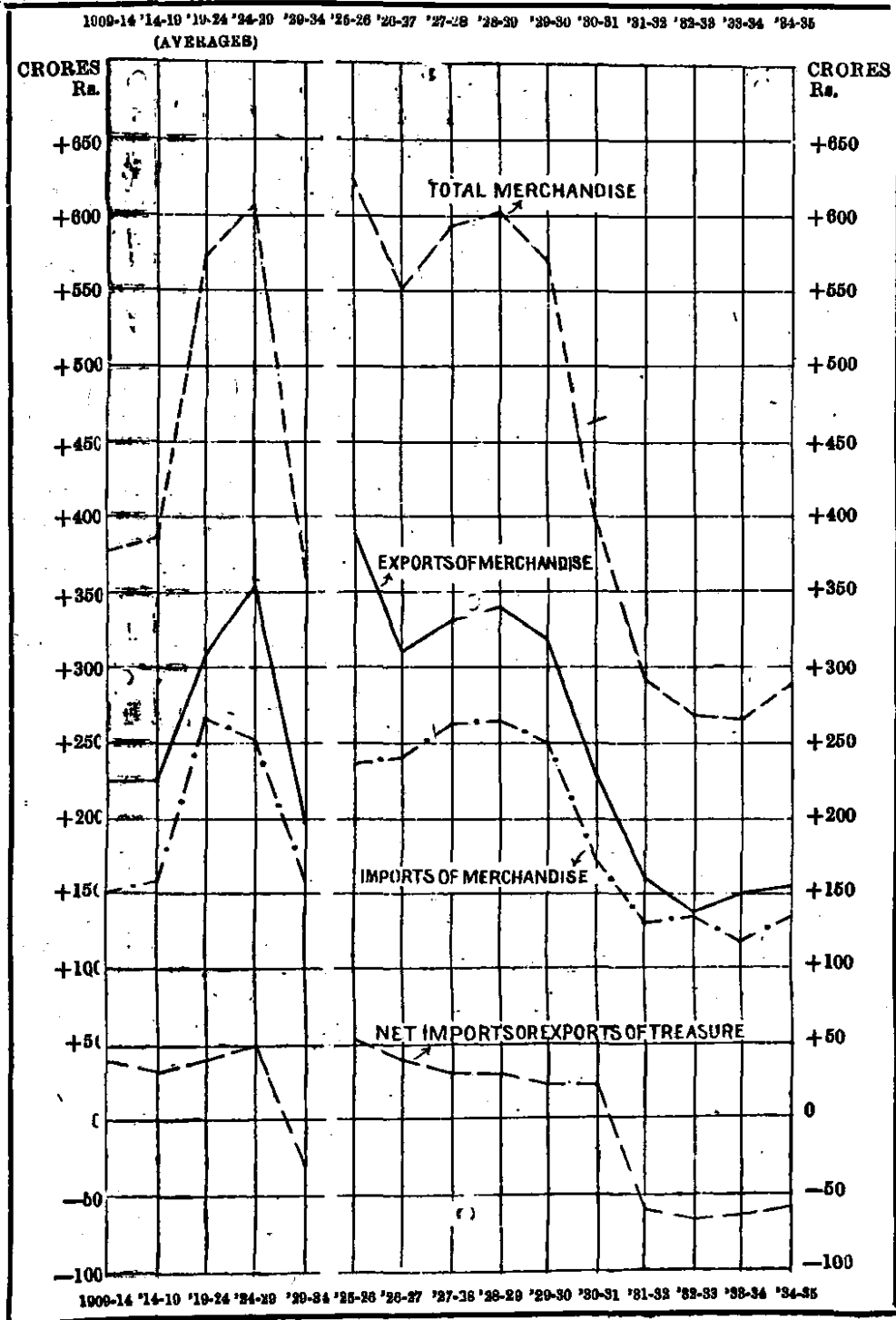


CHART 1.

Foreign Sea-borne Trade of British India.

(b) During the seventy years (1864-69 to 1929-34). Quinquennial Averages.
(Private and Government)

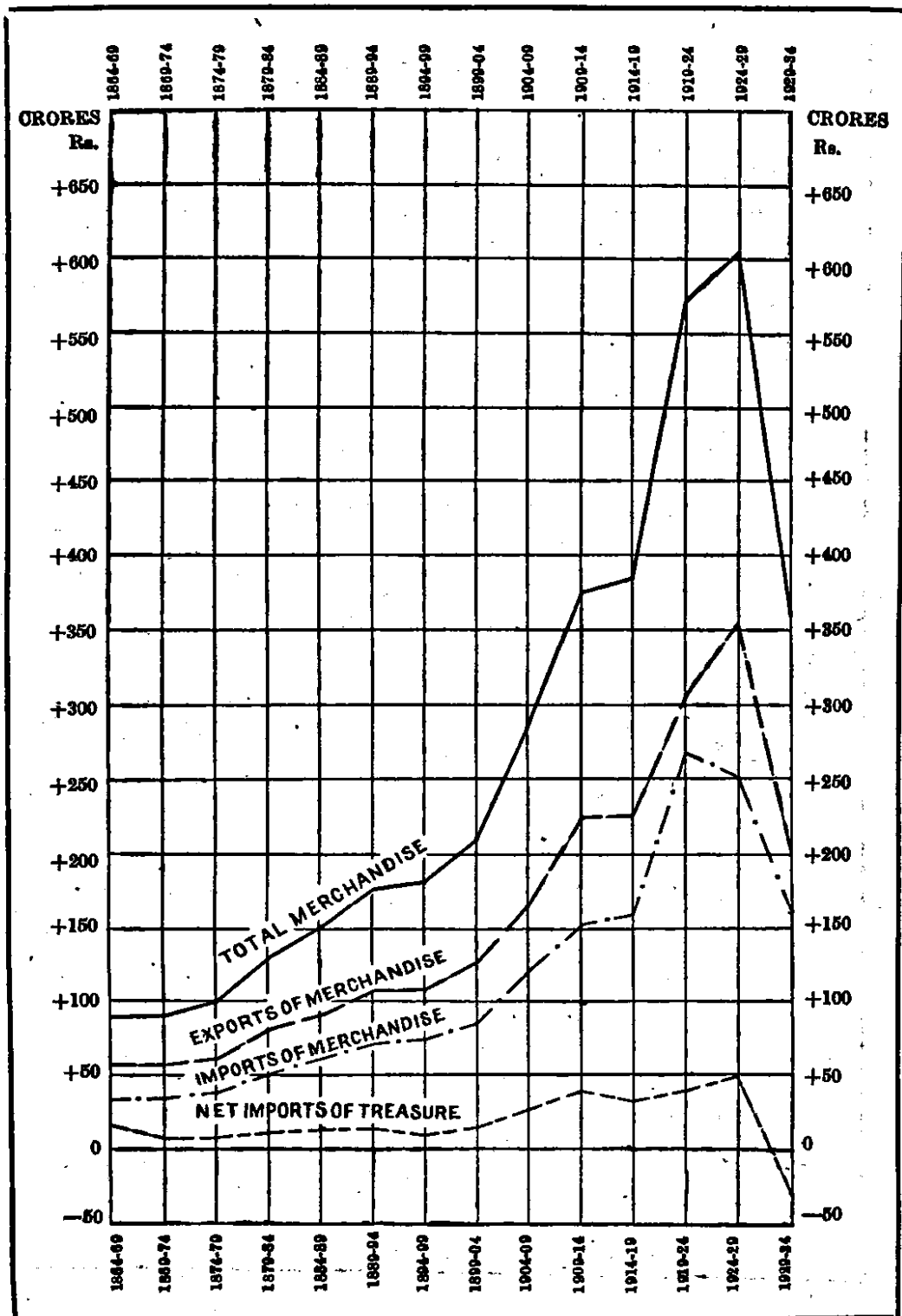


CHART 2.

(a) Variations in the values of principal articles in the import trade of British India during the last ten years as compared with averages of the pre-war, war and post-war periods.

IMPORTS.

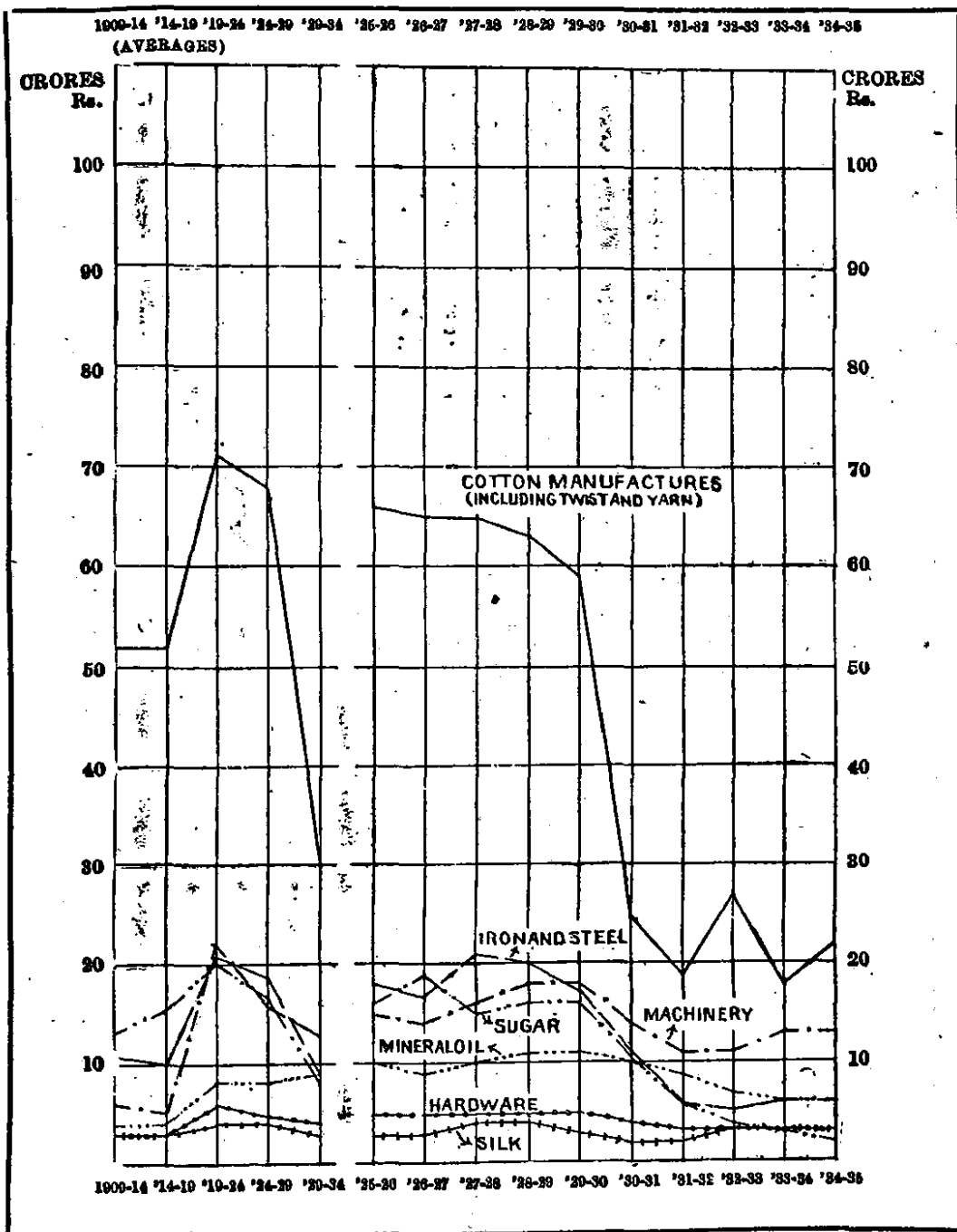
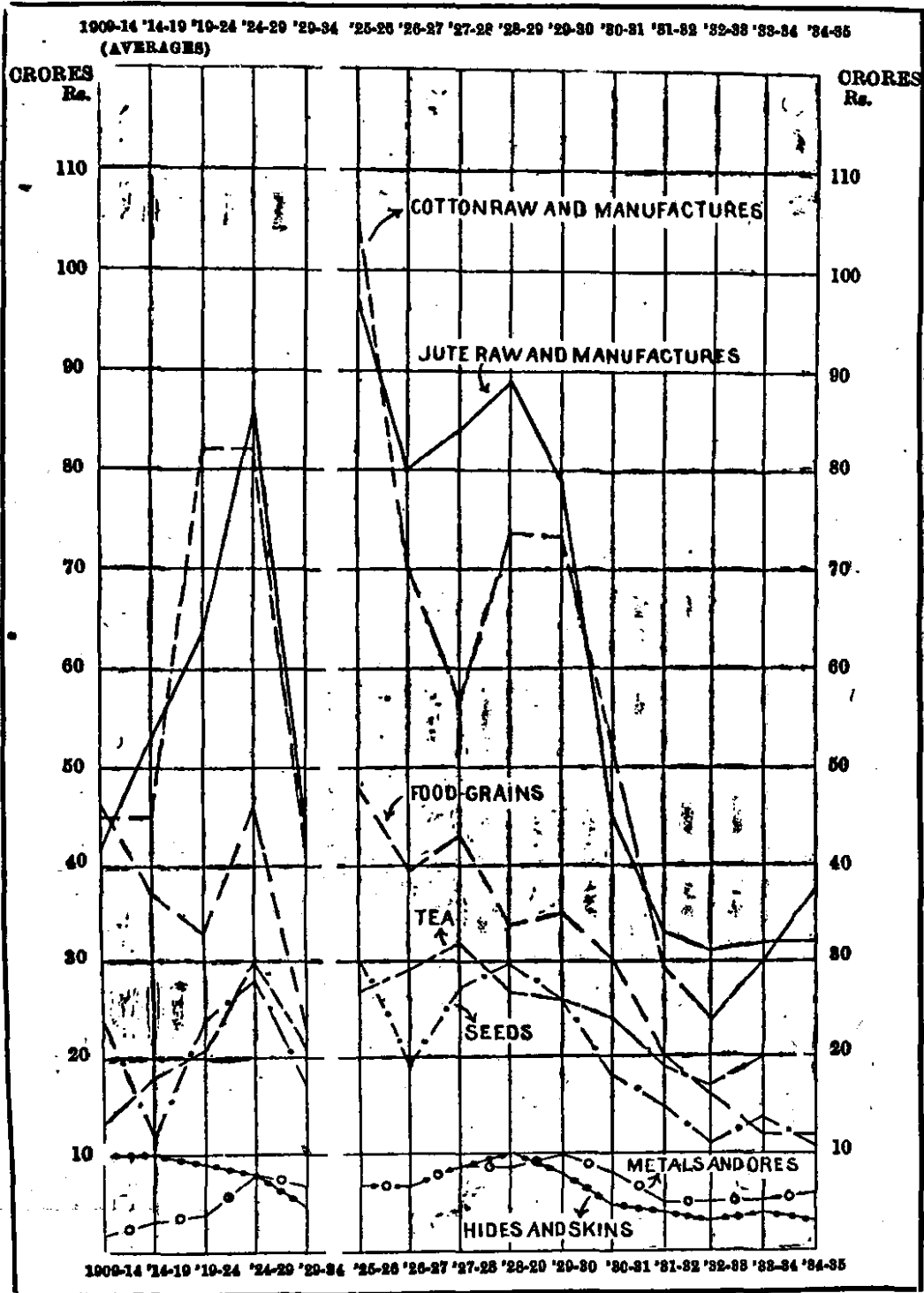


CHART 2.

(b) Variations in the values of principal articles in the export trade of British India during the last ten years as compared with averages of the pre-war, war and post-war periods.

EXPORTS.



INTRODUCTORY NOTE.

1. Scope of the Returns.—The Annual Statement of the Foreign Sea-borne Trade of British India is published in two volumes:—Volume I contains the abstract and detailed tables of imports and exports of each commodity and Volume II, the abstract and detailed tables of trade and shipping with each country and at each port, together with the tables relating to the trade of the French Possessions in India. Tables relating to the trade of Aden which used to be incorporated in Volume II of this publication are now available as a separate publication entitled “Trade and Navigation Report of Aden.” Tables relating to the trade of the Portuguese Possessions in India are also issued from time to time as supplements to these publications while tables relating to the trade of Kathiawar and Travancore ports are published separately by this department every month.

2. Nature of the Trade recorded.—The trade dealt with in the Sea-borne Trade Accounts is the trade with foreign countries registered at British Indian ports during the fiscal year ending the 31st March. The trade registered at British Indian ports can hardly be said to be that of British India only, it is rather the trade of the whole of India and Burma.

3. Statistical year.—All tables in this volume cover the five official years, April to March, 1930-31 to 1934-35, except table 21 which shows figures for 1934-35 only.

4. Abstract Tables.—The summary tables in this volume show, first (tables 1, 2 and 3), the total value of imports, exports and re-exports as a whole, and secondly (tables 4 to 6), the total value of the imports, exports and re-exports of the principal articles, classified in groups under the following five main heads:—

- I. Food, Drink and Tobacco,
- II. Raw Materials and Produce and Articles mainly Unmanufactured,
- III. Articles Wholly or Mainly Manufactured,
- IV. Living Animals, and
- V. { Postal Articles not specified (under Imports),
 { Postal Articles (under Exports).

(The revised classification above given has been introduced with effect from 1st April, 1922, in the trade accounts of British India.)

Imports from and exports to British Dominions and Possessions* are distinguished from those from and to Foreign Countries, and exports are divided into “Exports of Indian merchandise” and “Re-exports of British and Foreign merchandise.” The term “Indian merchandise” comprises all goods which are the growth, produce, or manufacture of India. Indian merchandise is distinguished from British and Foreign merchandise in the declaration of shippers made in the shipping bills from which trade statistics are compiled.

Tables 7 to 9 show the total value of imports, exports and re-exports from and to each principal country. Tables 10 to 12 of the corresponding volumes for earlier years, showing the total imports, exports and re-exports, have been omitted from this volume with effect from 1932-33 issue as these statistics are readily available from the detailed tables of imports, exports and re-exports.

Appendix B of the earlier volumes has also been omitted.

5. Detailed Tables.—Table 10 shows the quantity and value of imports of articles, both dutiable and free, from the principal and other countries of consignment and the shares of the maritime provinces. The articles are arranged in alphabetical order, provision being made for grouping together within the alphabetical order such articles as are related industrially or commercially. Certain articles are recorded in value only, but in most cases both the quantities and values are recorded.

* Including Protectorates and Mandated Territories.

Tables 11 and 12 show in the same order the exports to the principal and other countries of articles of Indian merchandise and of British and Foreign merchandise respectively.

The trade in each article with each country is recorded separately in these tables when its value is Rs. 5,000 or more. If the value of the trade with any country in any particular article is less than Rs. 5,000, it is generally grouped under one of the heads—"Other British Possessions" or "Other Foreign Countries."

Government Stores.—Imports and exports of Government stores are separately recorded.

Tables 13, 14 and 15 show the quantity and value of imports, exports and re-exports of Government stores. The accounts of goods exported do not include goods bought by Government and shipped on Government or chartered vessels.

Treasure.—Imports and exports of gold and silver coin and bullion are also recorded separately and are not included in the tables relating to merchandise. Imports of gold by letter post are registered with effect from April, 1924, and included in the accounts. The transactions in issued currency notes are, with effect from April, 1922, registered separately under treasure.

Tables 16 to 21 show the imports and exports of gold and silver coin and bullion and of currency notes from and to each country. Bullion, coin and currency notes are excluded from all general tables of imports and exports.

6. Explanation of Imports and Exports.—The tables relating to imports refer to goods landed, whether they are intended for home consumption, bonding, or re-exportation. Goods landed and afterwards re-exported are therefore included under "imports," even though imported on a through bill of lading, unless they are removed under bond from the importing to the exporting ships at the same or another port (when they are omitted from the general tables of imports and re-exports) because the accounts exclude transshipment trade at ports. Goods are seldom imported to be improved, and the "improvement" trade, such as is recognised in the statistics of some other countries, is not distinguished.

Transshipment Trade.—Indian ports are not transshipment centres for foreign countries to any considerable extent, and the trade returns accordingly take no account of merchandise transhipped.

Passengers' baggage.—Imports of passengers' baggage are not included in the trade statistics unless they are dutiable.

Ship's Stores.—Ship's stores are not included in the trade statistics except the imports on which duty is paid and the exports on which drawback is claimed.

Bunkers.—Coal and oil taken for use on board ships engaged in foreign trade are shown separately in the general tables of Exports and Re-exports from 1931-32.

Petrol and Lubricating Oil.—Petrol and lubricating oil shipped in air crafts for consumption during the outward journey have been shown separately in the general tables of Exports and Re-exports from September, 1933.

Parcel Post.—Imports from and Exports to foreign countries by parcel post are included in the returns; dutiable articles imported by letter post are also included, but the contents of foreign letters despatched are not registered. Imports by parcel post of goods, whether dutiable or not, are not classified according to their nature, with the exception of the items noted in the following paragraph, but are separately recorded at the end of the tables and are entered by value only. Exports by parcel post are treated in the same way as imports by parcel post, and the values shown are approximate only.

From April, 1922, imports by post (including letter packets, registered and ordinary) of jewellery, precious stones, gold and silver thread, cigarettes, and cinematograph films, referred to Collectors of Customs for assessment, are being included with their appropriate heads and sub-heads in the import trade returns.

Special Statistics.—At the instance of the Advisory Committee of the League of Nations on traffic in opium, etc., three separate tables 15A, 15B and 15C have

been introduced showing the imports, re-exports and exports of opium and other dangerous drugs into and from British India during the years 1930-31 to 1934-35.

7. Countries to which Imports and Exports are credited.—Throughout the tables in this volume *Imports* are classified as received from the countries whence they were *consigned* to British India, and not, as in the corresponding volumes for 1910-11 and earlier years, as received from the countries whence they were shipped direct to India. The *countries of consignment* are the countries from which the goods have come, whether by land and sea or by sea only, without interruption of transit save in the course of transshipment or transfer from one means of conveyance to another.

The countries whence goods are consigned are not in all cases the countries of actual origin or in the case of manufactured goods the countries in which the processes of manufacture were conducted or completed, since goods produced in one country may be purchased by a firm in another country and thence despatched, after a longer or shorter interval, to India. In such a case the second country would be the country of consignment, to which the goods would be credited in these tables.

Exports are credited in the tables to the country of *final destination*, i.e., the country to which they are consigned, whether that country possesses a seaboard or not, and not, as before, to the country containing the port of discharge as declared by the exporter in the shipping bills, whether carried there direct or after transshipment. The *country of final destination* is the country to which goods exported from India are intended to pass, whether by sea and land or by sea only, without interruption of transit save in the course of transshipment or transfer from one means of conveyance to another.

In all tables of Volumes I and II where trade is shown according to countries, the countries included in the British Empire have been grouped separately from Foreign Countries, excepting in tables 4 to 7, 10 and 13 of Volume II, where geographical arrangement within the Continent is followed, and in tables 15A, 15B and 15C of Volume I exhibiting special statistics of the imports and exports of dangerous drugs.

8. Method of ascertaining Quantities and Values of Imports and Exports.—The statements of both quantities and values are based on the declarations of importers in Bills of Entry and of exporters in Shipping Bills as subsequently checked by the Customs officials. The quantities are not recorded in every case, but where goods are entered by weight, the quantities given represent the *net* weight exclusive of packages, sacks, casks, tins, bottles, etc., in which they may be contained or of reels on which they may be wound. In certain cases, number, gallon, or yard is the denomination employed. Piece-goods are shown by linear yards, oil-cloth and floor-cloth by square yards, and liquors and oils generally by gallons. When weight is the prescribed denomination, different units (tons, cwts., lbs., and ozs.) are specified according to the nature of various articles and the different trade practice. According to the provisions of the Indian Sea Customs Act VIII of 1878 (Section 30), the values of goods imported or exported are based on wholesale market prices, and represent—

- (a) the wholesale cash price, less trade discount, for which goods of the like kind and quality are sold, or are capable of being sold, at the time and place of importation or exportation, as the case may be, without any abatement or deduction whatever, except (in the case of goods imported) of the amount of the duties payable on the importation thereof; or
- (b) where such price is not ascertainable, the cost at which goods of the like kind and quality could be delivered at such place without any abatement or deduction, except as aforesaid.

In the tables of Imports and Exports of Treasure, the weight of gold has been shown in 'fine ounces' and that of silver in 'standard ounces,' the latter meaning the British Standard ($\frac{37}{100}$ fine); while the value of both gold and silver imported and exported, whether on private or on Government account, represents the market value at the time and place of import or export, except in the case of Government of India rupees and currency notes of which the face

value is shown. The practice before April, 1921, was not uniform at all the ports.

9. Unenumerated goods.—Unenumerated goods, *i.e.*, goods not separately specified, are divided into “Unmanufactured” and “Manufactured” [Classes II (Group S) and III (Group U) respectively] and are placed in the tables of imports and exports after all other goods recorded. These goods are entered by value only.

10. Charts.—Charts are annexed to illustrate the variations in the total imports and exports of merchandise and in the net imports or exports of treasure, and also the variations in the values of principal articles in the import and export trade.

11. List of Countries.—A complete list of all the countries, the trade with which is separately recorded, is shown in Appendix B. This list was revised on the lines prescribed by the Committee set up in terms of Act 8 of the International Convention relating to Economic Statistics with effect from April, 1933.

12. Index.—An index to the articles alphabetically arranged, specified in the tables of Imports, Exports and Re-exports, is given at the end of the volume.

13. Calendar Year Accounts.—The particulars of the import and export trade of British India in principal articles for the calendar year are also published annually

J. MATTHAI,
Director-General.

DEPARTMENT OF COMMERCIAL INTELLIGENCE
AND STATISTICS, INDIA;

Calcutta, dated 4th September, 1935.

TABLES

RELATING TO

THE SEA-BORNE TRADE OF BRITISH INDIA

Note.—The Fiscal Year commences on the 1st April and ends on the 31st March.

ABSTRACT TABLES

TOTAL VALUE OF THE IMPORT AND EXPORT TRADE OF BRITISH INDIA

No. 1.

VALUE of TOTAL FOREIGN SEA-BORNE TRADE (with the BRITISH EMPIRE and FOREIGN COUNTRIES)

	1930-31	1931-32	1932-33	1933-34	1934-35
PRIVATE.					
IMPORTS—					
Merchandise	164,79,86,868	126,87,14,115	132,58,43,175	115,35,70,144	132,29,09,727
Treasure	18,24,52,458	2,72,95,364	1,31,81,391	1,09,94,235	71,93,101
Gold	18,45,91,817	4,41,90,307	1,62,87,315	81,15,158	4,45,08,622
Silver	15,07,026	4,04,399	4,36,640	4,48,338	2,14,025
Currency notes	26,85,51,296	7,25,90,070	2,99,05,346	1,95,57,779	5,19,15,748
TOTAL	191,04,88,159	138,63,04,185	135,57,48,521	117,31,27,923	137,48,25,475
EXPORTS—					
Merchandise	220,40,26,338	155,88,86,094	132,27,20,964	146,31,49,060	151,21,44,497
Treasure	5,14,40,815	4,66,86,260	3,21,98,446	3,41,73,569	3,54,56,716
Indian	225,68,66,653	160,54,72,354	135,49,14,410	149,73,22,629	154,76,01,213
Foreign	49,34,838	60,78,25,155	66,84,09,347	58,15,30,246	53,25,67,708
Treasure	1,81,33,248	1,62,80,008	90,02,718	79,78,563	4,07,90,902
Gold	12,04,599	29,79,080	17,90,078	23,89,044	39,03,590
Silver	2,42,72,185	62,90,04,223	67,91,92,133	59,18,98,453	57,72,62,200
Currency notes	228,06,32,838	223,45,36,577	203,41,06,543	208,92,21,082	212,48,63,413
TOTAL EXPORTS	228,06,32,838	223,45,36,577	203,41,06,543	208,92,21,082	212,48,63,413
TOTAL IMPORTS AND EXPORTS (PRIVATE)					
Merchandise	800,43,08,516	286,91,86,469	263,07,57,535	365,08,92,773	287,05,10,949
Treasure	29,23,23,431	70,16,54,293	70,90,97,479	61,14,56,232	62,91,77,948
TOTAL	419,71,26,997	357,08,40,762	333,98,55,014	326,23,49,005	349,96,88,898
GOVERNMENT.					
IMPORTS—					
Stores	3,26,89,069	4,27,14,391	2,43,32,879	1,94,75,278	2,29,60,405
Treasure	70,900	73,655	7,842	57,436	1,417
Gold	12,177	17,100
Silver	83,077	90,755	7,842	57,436	1,417
Currency notes	8,27,72,145	4,28,05,146	2,43,40,721	1,95,32,714	2,29,61,822
TOTAL IMPORTS	8,27,72,145	4,28,05,146	2,43,40,721	1,95,32,714	2,29,61,822
EXPORTS—					
Stores	76,83,025	60,54,692	40,51,054	45,24,536	24,78,007
Treasure	9,92,185	4,95,279	3,68,045	5,07,306	3,39,424
Indian	86,55,211	65,49,971	44,19,699	50,31,742	28,17,431
Foreign	1,57,86,413	3,02,21,042	2,74,28,395	6,37,65,455	5,77,89,939
Treasure	1,57,86,413	3,02,21,042	2,74,28,395	6,37,65,455	5,77,89,939
Gold	2,48,91,624	3,67,71,013	3,18,43,094	6,87,97,197	6,06,01,370
Silver	10,71,63,770	7,95,76,159	5,61,83,815	8,83,29,911	8,35,68,192
Currency notes	10,71,63,770	7,95,76,159	5,61,83,815	8,83,29,911	8,35,68,192
TOTAL EXPORTS	10,71,63,770	7,95,76,159	5,61,83,815	8,83,29,911	8,35,68,192
TOTAL IMPORTS AND EXPORTS (GOVERNMENT)					
Stores	173,06,25,932	130,64,28,506	135,01,76,054	117,30,45,422	134,58,70,132
Treasure	26,86,34,373	7,26,80,825	2,99,13,188	1,96,15,215	6,19,17,165
TOTAL	199,92,60,305	137,91,09,331	138,00,89,242	119,26,60,637	139,77,87,297
GRAND TOTAL IMPORTS					
Merchandise	173,06,25,932	130,64,28,506	135,01,76,054	117,30,45,422	134,58,70,132
Treasure	26,86,34,373	7,26,80,825	2,99,13,188	1,96,15,215	6,19,17,165
TOTAL	199,92,60,305	137,91,09,331	138,00,89,242	119,26,60,637	139,77,87,297
GRAND TOTAL EXPORTS					
Merchandise	226,50,31,864	161,20,22,325	135,93,34,109	150,23,54,371	155,04,18,644
Treasure	4,00,93,593	66,92,85,235	70,66,16,528	65,56,83,908	68,50,46,139
TOTAL	230,50,80,462	227,13,07,560	206,59,49,637	215,80,18,279	213,54,64,783
TOTAL SEA-BORNE TRADE					
	430,42,90,767	365,04,16,921	344,60,38,879	335,06,78,916	353,32,52,080

ABSTRACT TABLES
IMPORTS AND EXPORTS

(2)

No. 2.

VALUE of the TOTAL IMPORTS, EXPORTS, and RE-EXPORTS of MERCHANDISE (private) from and to the BRITISH EMPIRE and FOREIGN COUNTRIES, RESPECTIVELY.

Merchandise—	1930-31	1931-32	1932-33	1933-34	1934-35
	Rs	Rs	Rs	Rs	Rs
Imports:					
Consigned from—					
British Empire	76,01,90,678	56,06,69,618	59,88,22,561	57,70,50,516	66,35,26,
Foreign Countries	88,77,46,188	69,70,45,497	73,20,19,614	57,65,19,628	66,92,81,
TOTAL	164,79,36,866	125,77,14,115	132,68,42,175	115,35,70,144	132,28,09,
Exports (Indian): Consignments to—					
British Empire	86,12,22,453	68,14,16,221	59,66,36,958	68,14,77,661	68,86,02,
Foreign Countries	134,26,93,885	87,74,69,572	72,60,24,006	78,16,71,899	82,25,42,
TOTAL	220,39,16,338	155,88,85,793	132,27,20,964	146,31,49,560	151,11,44,
Exports (Foreign): Consignments to—					
British Empire	2,97,56,040	2,83,59,261	1,76,67,612	1,71,71,511	2,28,48,
Foreign Countries	2,16,24,275	1,82,26,999	1,45,25,824	1,70,02,058	2,38,08,
TOTAL	5,13,80,315	4,65,86,260	3,21,93,436	3,41,73,569	4,66,56,
Exports and Re-exports (Total): Consignments to—					
British Empire	89,09,88,493	70,97,75,482	61,43,04,530	69,86,49,172	71,02,50,
Foreign Countries	136,53,78,160	89,56,96,872	74,06,09,830	79,86,78,457	83,78,50,
TOTAL	225,63,66,653	160,54,72,354	135,49,14,410	149,73,27,629	154,81,01,
Imports, Exports, and Re-exports (Total):					
Consigned from and to British Empire	165,11,79,168	127,64,44,100	130,81,28,142	127,56,09,688	136,37,76,
Foreign Countries	225,31,34,348	159,27,42,369	147,36,29,444	137,51,93,685	150,67,33,
TOTAL	390,43,13,516	286,91,86,469	278,17,57,586	265,08,03,373	287,05,10,

No. 3.

VALUE of the TOTAL IMPORTS and EXPORTS of TREASURE (private) from and to the BRITISH EMPIRE and FOREIGN COUNTRIES, RESPECTIVELY.

Treasure—	1930-31	1931-32	1932-33	1933-34	1934-35
	Rs	Rs	Rs	Rs	Rs
Imports:					
Consigned from—					
British Empire	21,62,05,788	5,55,70,080	1,88,25,750	1,34,08,572	2,35,48,
Foreign Countries	5,28,45,810	1,20,19,990	1,15,79,596	60,89,207	2,88,72,
TOTAL	26,90,51,598	6,75,90,070	3,04,05,346	1,94,97,779	5,24,20,
Exports:					
Consignments to—					
British Empire	2,31,21,797	49,71,42,644	40,28,06,936	47,24,51,669	30,49,95,
Foreign Countries	11,50,388	18,19,21,879	27,68,85,197	11,94,49,784	18,22,67,
TOTAL	2,42,72,185	67,90,64,523	67,96,92,133	59,19,01,453	48,72,62,
TOTAL IMPORTS AND EXPORTS	29,33,23,783	74,66,54,593	3,72,02,479	2,54,17,232	5,73,12,77,

No. 4.

SUMMARY of the VALUE of the IMPORTS of MERCHANDISE CONSIGNED from the BRITISH EMPIRE and FOREIGN COUNTRIES

	1930-31	1931-32	1932-33	1933-34	1934-35
	R	R	R	R	R
I.—FOOD, DRINK AND TOBACCO—					
A. Fish (excluding canned fish)	23,86,131	13,42,162	13,66,234	15,05,129	16,56,845
B. Fruits and Vegetables	1,48,58,785	1,34,47,173	1,16,56,578	1,00,13,683	1,29,98,727
C. Grain, Pulse and Flour	2,81,62,637	1,17,60,525	70,97,947	83,70,161	2,66,45,395
D. Liquors	2,78,05,825	1,80,10,038	1,80,00,080	1,79,30,225	1,85,87,774
E. Provisions and Oilman's stores	4,87,78,536	3,41,26,266	2,92,87,375	2,71,55,887	2,89,05,621
F. Spices	2,54,94,482	2,08,22,441	1,72,49,823	1,55,66,820	1,55,49,168
G. Sugar	10,96,46,554	6,16,53,256	4,22,87,198	2,70,97,033	2,10,85,276
H. Tea	45,67,645	43,57,159	34,62,924	25,13,150	17,12,630
I. Other Food and Drink	1,38,33,499	74,86,375	80,96,844	50,59,115	53,28,166
J. Tobacco	1,51,15,809	94,34,454	96,93,596	72,14,621	61,82,439
TOTAL, CLASS I	29,06,49,903	18,24,39,849	14,81,98,599	12,24,25,824	13,86,52,041
II.—RAW MATERIALS AND PRODUCE AND ARTICLES MAINLY UNMANUFACTURED—					
A. Coal	28,28,595	11,22,806	6,46,300	9,16,886	9,17,302
B. Other Non-metallic mining and quarry products and the like	1,03,02,042	82,46,281	1,26,27,503	1,13,16,887	86,99,270
C. Fodder, Bran and Pollards	2,04,709	1,64,099	1,23,997	68,320	1,34,732
D. Gums, Resins and Lac	39,14,013	26,03,236	24,28,788	38,01,747	54,07,457
E. Hides and Skins, raw or undressed	13,87,821	14,42,727	8,62,063	11,91,245	10,37,035
F. Metallic ores and scrap iron or steel for re-manufacture	2,09,164	1,67,643	1,38,836	2,35,644	1,25,028
G. Oils—Vegetable, Mineral and Animal	10,92,24,984	9,72,26,298	8,00,01,287	6,75,47,338	6,97,18,635
H. Oilcakes of all kinds	4,080	1,871	464	427	739
I. Paper making materials	42,06,706	35,98,541	22,08,879	27,09,736	26,28,245
J. Rubber, raw or crude	1,40,526	1,29,522	70,201	3,76,631	5,46,412
K. Seeds, including nuts for oils	7,44,365	11,94,784	33,78,784	43,73,975	44,57,379
L. Tallow, Stearine and Wax	28,87,627	21,91,734	26,62,562	21,25,348	23,90,108
M. Cotton, raw and waste	6,38,96,717	7,03,39,767	7,25,73,282	3,55,70,694	5,28,39,889
N. Jute, raw	752	881	1,934	3,111	2,300
O. Silk, raw and waste	88,45,300	62,39,255	1,17,26,281	71,74,284	57,46,302
P. Wool, raw	18,53,852	31,09,449	42,12,188	34,09,579	41,35,017
Q. Other textile materials	4,58,191	2,46,210	3,71,583	2,70,117	2,83,884
R. Wood and Timber	70,75,545	48,47,103	34,50,071	59,34,514	33,83,237
S. Miscellaneous	93,31,818	56,30,270	73,96,930	71,61,533	87,54,766
TOTAL, CLASS II	22,75,16,817	20,85,02,477	20,48,81,933	15,21,88,016	17,12,07,737

ABSTRACT TABLES
IMPORTS SUMMARY

(4)

No. 4—continued

SUMMARY of the VALUE of the IMPORTS of MERCHANDISE CONSIGNED from the BRITISH EMPIRE and FOREIGN COUNTRIES—continued

	1930-31	1931-32	1932-33	1933-34	1934-35
	R	R	R		R
III.—ARTICLES WHOLLY OR MAINLY MANUFACTURED—					
A. Apparel	1,99,17,410	1,46,68,762	1,35,98,183	1,29,01,398	1,17,18,964
B. Arms, Ammunition and Military Stores	54,01,872	68,48,425	44,14,192	42,96,656	42,71,574
C. Chemicals, Drugs and Medicines	4,89,23,703	4,79,08,750	4,89,90,058	4,97,30,816	5,20,82,262
D. Cutlery, Hardware, Implements and Instruments (excluding Electrical Instruments and Apparatus)	5,75,10,696	4,42,74,576	4,89,38,089	5,03,87,893	5,43,51,358
E. Dyes and Colours	3,82,78,958	3,65,14,747	3,50,67,852	3,45,27,698	4,09,92,297
F. Electrical Goods and Apparatus (other than Machinery)	3,10,60,535	2,22,97,722	2,34,20,444	2,30,81,361	2,81,19,644
G. Furniture, Cabinetware, and Manufactures of Wood and Timber	46,78,882	32,33,020	34,58,734	31,54,106	43,12,038
H. Glassware and Earthenware	2,13,64,145	1,60,68,375	1,92,49,280	1,65,68,865	1,77,48,671
I. Hides and Skins, tanned or dressed, and Leather	48,27,903	45,45,455	49,48,665	46,53,334	54,19,188
J. Machinery of all kinds, including Feltting for Machinery	15,12,89,176	11,57,11,865	11,16,26,938	13,37,92,637	13,28,01,314
K. Metals—Iron and Steel and manufactures thereof	10,87,93,240	6,31,48,050	5,29,78,155	5,52,17,526	6,37,52,116
L. Metals other than Iron and Steel and manufactures thereof	5,02,23,496	3,44,49,382	4,42,31,807	3,95,33,240	4,98,96,378
M. Paper, Pasteboard and Stationery	3,67,98,832	3,18,26,606	3,58,80,944	3,29,40,997	3,41,61,588
N. Rubber manufactures	2,56,83,337	2,20,98,381	1,98,35,291	1,87,58,595	2,05,52,000
O. Vehicles, excluding Locomotives, etc., for Railways	7,30,52,883	4,48,46,878	3,81,94,403	4,76,82,726	6,59,99,600
P. Cotton yarns and manufactures	25,25,59,794	19,15,41,696	26,82,79,487	17,74,34,197	21,76,14,938
Q. Jute	18,26,157	12,77,063	13,46,603	9,81,853	8,59,894
R. Silk	2,11,47,176	2,11,16,856	3,16,10,400	2,86,85,862	2,79,62,951
S. Woollen	2,12,57,187	1,30,96,316	2,54,35,068	2,20,83,834	3,45,11,933
T. Other yarns and textile fabrics	4,00,95,476	4,22,62,993	5,05,05,201	3,51,82,364	5,38,51,811
U. Miscellaneous	7,75,42,879	6,11,95,738	6,33,29,535	6,04,86,761	6,41,26,397
TOTAL, CLASS III	109,22,43,737	83,89,31,656	94,53,39,309	85,20,82,719	98,51,36,838
IV.—LIVING ANIMALS—					
A. Horses	18,46,674	40,10,053	12,89,925	26,51,952	23,15,500
B. Other living Animals	2,38,874	1,96,104	1,89,196	1,60,346	1,78,340
TOTAL, CLASS IV	20,85,548	42,06,157	14,79,121	28,12,298	24,93,840
V.—POSTAL ARTICLES NOT SPECIFIED .					
	3,54,40,858	2,98,33,976	2,59,44,213	2,40,61,287	2,54,19,278
GRAND TOTAL	164,79,36,863	126,37,14,115	132,58,43,176	115,35,70,144	132,29,09,726

No. 4—continued

SUMMARY of the VALUE of the IMPORTS of MERCHANDISE CONSIGNED from the
BRITISH EMPIRE

	1930-31	1931-32	1932-33	1933-34	1934-35
	₹	₹	₹	₹	₹
—FOOD, DRINK AND TOBACCO—					
A. Fish (excluding canned fish)	19,54,244	9,68,691	10,51,981	11,79,568	13,26,699
B. Fruits and Vegetables	19,63,967	16,12,635	20,40,418	15,02,393	19,79,838
C. Grain, Pulse and Flour	2,00,32,733	80,02,189	33,13,125	16,07,085	8,98,985
D. Liquors	1,82,08,999	1,22,40,917	1,25,48,305	1,23,70,436	1,25,74,641
E. Provisions and Oilman's stores	2,51,76,894	2,00,56,754	1,89,33,045	2,01,42,034	2,15,85,820
F. Spices	2,41,92,439	1,97,66,648	1,62,95,418	1,45,26,580	1,43,60,812
G. Sugar	28,46,318	36,59,434	41,59,904	41,22,604	19,17,122
H. Tea	17,31,407	19,48,329	12,65,033	5,65,555	3,78,119
I. Other Food and Drink	48,33,815	55,35,954	46,07,059	38,14,787	40,12,022
J. Tobacco	1,31,61,420	62,40,814	35,12,585	42,05,563	34,33,326
TOTAL, CLASS I	11,41,02,236	8,00,32,365	6,77,26,873	6,40,36,605	6,24,61,384
—RAW MATERIALS AND PRODUCE AND ARTICLES MAINLY UNMANUFACTURED—					
A. Coal	26,91,441	10,87,131	6,29,858	9,60,985	8,27,997
B. Other Non-metallic mining and quarry products and the like	22,10,464	21,32,139	19,11,934	20,36,960	20,51,618
C. Fodder, Bran and Pollards	2,04,501	1,63,743	1,23,967	67,679	1,34,671
D. Gums, Resins and Lac	26,54,252	18,88,290	18,58,203	28,29,154	39,72,656
E. Hides and Skins, raw or undressed	9,90,680	9,02,670	4,85,820	6,12,668	5,43,748
F. Metallic ores and scrap iron or steel for re-manufacture	80,127	70,627	51,127	1,76,160	86,588
G. Oils—Vegetable, Mineral and Animal	1,10,62,050	1,13,83,749	1,57,29,164	1,27,29,292	1,44,09,412
H. Oilcakes of all kinds	4,090	1,871	464	427	739
I. Paper making materials	1,00,689	3,40,045	1,22,153	45,842	56,361
J. Rubber, raw or crude	1,40,528	1,27,371	59,735	3,67,781	4,41,623
K. Seeds including nuts for oils	3,58,678	8,37,343	31,93,421	42,19,392	42,60,542
L. Tallow, Stearine and Wax	27,07,709	20,27,056	24,05,147	18,93,790	21,19,916
M. Cotton, raw and waste	3,26,17,106	3,42,47,492	2,56,94,055	2,33,67,874	3,40,83,344
N. Jute, raw	130	160	3	2,953	1,312
O. Silk, raw and waste	12,15,255	6,02,708	13,87,835	8,38,909	2,24,346
P. Wool, raw	14,97,029	24,31,304	76,72,863	32,47,060	39,37,917
Q. Other textile materials	81,682	28,320	64,237	8,050	8,471
R. Wood and Timber	4,97,383	5,48,560	4,19,742	3,57,765	2,55,328
S. Miscellaneous	51,83,508	34,63,033	53,92,524	54,40,903	67,43,693
TOTAL, CLASS II	6,42,97,300	6,22,93,612	6,32,04,198	5,91,43,644	7,41,60,282

ABSTRACT TABLES
IMPORTS SUMMARY

(6)

No. 4—continued

SUMMARY of the VALUE of the IMPORTS of MERCHANDISE CONSIGNED from the BRITISH EMPIRE—continued

	1930-31	1931-32	1932-33	1933-34	1934-35
	R	R	R	R	R
III.—ARTICLES WHOLLY OR MAINLY MANUFACTURED—					
A. Apparel	49,17,022	32,92,719	32,22,332	28,97,911	27,74,631
B. Arms, Ammunition and Military Stores	45,16,183	57,22,375	37,35,792	37,33,923	38,58,731
C. Chemicals, Drugs and Medicines	2,36,87,533	2,33,76,440	2,26,64,341	2,46,71,001	2,62,60,391
D. Cutlery, Hardware, Implements, and Instruments (excluding Electrical Instruments and Apparatus)	2,35,75,082	1,84,90,033	1,87,20,613	1,94,95,565	2,03,82,601
E. Dyes and Colours	1,14,85,310	1,05,21,673	1,13,45,817	1,14,93,236	1,19,14,775
F. Electrical Goods and Apparatus (other than Machinery)	1,74,84,692	1,17,19,795	1,23,64,296	1,33,85,330	1,67,40,447
G. Furniture, Cabinetware, and Manufactures of Wood and Timber	18,65,679	13,89,424	11,16,923	13,63,929	16,36,422
H. Glassware and Earthenware	36,84,188	29,11,212	26,38,013	24,76,873	28,37,556
I. Hides and Skins, tanned or dressed and Leather	26,38,509	25,81,454	24,42,222	22,74,603	26,53,841
J. Machinery of all kinds including Belting for Machinery	11,31,97,433	8,17,70,116	8,28,55,535	9,16,83,531	9,60,78,921
K. Metals—Iron and Steel and manufactures thereof	5,71,30,569	3,40,30,098	2,71,55,481	3,18,05,944	3,72,54,606
L. Metals other than Iron and Steel and manufactures thereof	1,75,25,713	1,43,23,266	1,84,90,634	2,13,41,091	2,61,40,306
M. Paper, Pasteboard and Stationery	1,34,87,398	1,12,93,311	1,15,06,283	1,26,69,767	1,32,56,604
N. Rubber manufactures	1,01,20,587	80,73,575	88,36,560	1,25,72,786	1,45,50,857
O. Vehicles, excluding Locomotives, etc., for Railways	3,93,94,381	2,29,54,953	2,33,47,068	3,14,89,180	3,97,57,471
P. Cotton yarns and manufactures	14,77,24,507	9,95,11,262	14,28,39,899	10,46,78,436	13,02,41,716
Q. Jute	16,47,523	12,33,650	11,70,495	9,69,937	8,40,566
R. Silk	9,09,492	8,90,668	13,57,551	12,24,784	17,98,440
S. Woollen	68,05,374	41,07,861	72,37,281	78,77,996	1,00,08,701
T. Other yarns and textile fabrics	72,12,443	57,91,279	69,90,785	64,53,175	72,52,891
U. Miscellaneous	4,70,72,534	3,61,12,957	3,48,80,068	3,24,90,600	3,35,51,761
TOTAL, CLASS III	55,60,81,152	40,00,98,121	44,49,17,989	43,70,49,598	49,97,92,191
IV.—LIVING ANIMALS—					
A. Horses	16,88,974	37,26,253	10,82,525	24,05,102	20,83,481
B. Other living Animals	1,82,771	1,33,988	1,54,397	1,39,149	1,62,881
TOTAL, CLASS IV	18,71,745	38,60,241	12,36,922	25,44,251	22,46,361
V.—POSTAL ARTICLES NOT SPECIFIED					
	2,38,38,242	2,03,94,279	1,67,37,579	1,42,76,418	1,48,68,017
GRAND TOTAL	76,01,90,675	56,66,68,618	59,38,23,561	57,70,50,516	65,35,28,241

No. 4—continued

SUMMARY of the VALUE of the IMPORTS of MERCHANDISE CONSIGNED from FOREIGN COUNTRIES

	1930-31	1931-32	1932-33	1933-34	1934-35
	R	R	R	R	R
—FOOD, DRINK AND TOBACCO—					
A. Fish (excluding canned fish)	4,31,887	3,73,471	3,14,253	3,25,561	3,36,146
B. Fruits and Vegetables	1,28,94,818	1,18,34,538	96,16,160	85,11,290	1,10,18,889
C. Grain, Pulse and Flour	81,29,904	37,58,336	37,84,822	67,63,076	2,57,46,410
D. Liquors	95,96,826	57,69,121	54,51,775	55,59,789	60,13,133
E. Provisions and Oilman's stores	2,36,01,642	1,40,69,512	1,03,54,320	70,13,853	73,19,801
F. Spices	13,02,043	10,55,793	9,54,405	10,40,249	11,88,356
G. Sugar	10,63,00,236	5,79,93,822	3,81,27,294	2,29,74,429	1,91,68,154
H. Tea	28,36,238	24,08,830	21,97,891	19,47,595	13,34,511
I. Other Food and Drink	89,99,684	19,50,421	34,89,785	12,44,328	13,16,144
J. Tobacco	19,54,389	31,93,640	61,81,011	30,09,058	27,49,113
TOTAL, CLASS I	17,65,47,667	10,24,07,484	8,04,71,726	5,83,89,219	7,61,90,657
—RAW MATERIALS AND PRODUCE AND ARTICLES MAINLY UNMANUFACTURED—					
A. Coal	1,37,154	35,675	16,442	15,901	89,305
B. Other Non-metallic mining and quarry products and the like	80,91,578	61,14,142	1,07,15,589	92,79,927	66,47,652
C. Fodder, Bran and Pollards	208	350	30	641	61
D. Gums, Resins and Lac	12,59,761	7,14,946	5,70,585	9,72,593	14,34,801
E. Hides and Skins, raw or undressed	3,97,141	5,40,057	3,76,243	5,78,577	4,93,287
F. Metallic ores and scrap iron or steel for re-manufacture	1,29,037	97,016	87,709	59,484	38,440
G. Oils—Vegetable, Mineral and Animal	9,81,62,934	8,58,42,549	6,42,72,123	5,48,18,046	5,53,09,223
H. Oilcakes of all kinds
I. Paper making materials	41,06,017	32,58,496	20,86,726	26,63,894	25,71,884
J. Rubber, raw or crude	2,151	10,466	8,850	1,04,789
K. Seeds, including nuts for oils	3,85,687	3,57,441	1,85,363	1,54,583	1,96,837
L. Tallow, Stearine and Wax	1,79,918	1,64,678	2,57,415	2,31,558	2,70,192
M. Cotton, raw and waste	3,12,79,611	3,80,92,275	4,68,79,227	1,22,02,820	1,87,56,545
N. Jute, raw	622	721	1,931	158	988
O. Silk, raw and waste	76,30,045	56,36,547	1,03,38,446	63,35,375	55,21,956
P. Wool, raw	3,56,823	6,78,145	5,39,325	1,62,519	1,97,100
Q. Other textile materials	3,76,509	2,17,890	3,07,346	2,62,067	2,75,413
R. Wood and Timber	65,78,162	42,98,543	30,30,329	35,76,749	31,27,909
S. Miscellaneous	41,48,310	21,67,237	20,04,406	17,20,630	20,11,073
TOTAL, CLASS II	16,32,19,517	14,62,18,865	14,16,77,735	8,30,44,372	9,70,47,455

ABSTRACT TABLES
IMPORTS SUMMARY

(8)

No. 4—concluded

SUMMARY of the VALUE of the IMPORTS of MERCHANDISE CONSIGNED from FOREIGN COUNTRIES—continued

	1930-31	1931-32	1932-33	1933-34	1934-35
	R	R	R	R	R
III.—ARTICLES WHOLLY OR MAINLY MANUFACTURED—					
A. Apparel	1,50,00,388	1,13,76,043	1,03,75,551	1,00,03,487	89,44,326
B. Arms, Ammunition and Military Stores	8,86,689	11,26,050	6,78,400	5,02,733	4,12,842
C. Chemicals, Drugs and Medicines	2,52,36,170	2,45,32,310	2,63,25,717	2,50,59,815	2,58,21,867
D. Cutlery, Hardware, Implements and Instruments (excluding Electrical Instruments and Apparatus)	3,39,35,614	2,57,84,543	3,02,17,456	3,08,92,328	3,39,68,756
E. Dyes and Colours	2,87,93,648	2,59,93,074	2,37,22,035	2,30,34,462	2,90,77,430
F. Electrical Goods and Apparatus (other than Machinery)	1,35,75,843	1,05,77,927	1,10,56,148	96,96,031	1,13,79,202
G. Furniture, Cabinetware, and Manufactures of Wood and Timber	28,13,203	18,43,506	23,41,811	17,90,177	26,75,617
H. Glassware and Earthenware	1,76,79,957	1,31,57,163	1,66,11,267	1,40,91,992	1,49,11,115
I. Hides and Skins, tanned or dressed, and Leather	21,89,394	19,64,001	25,06,443	23,78,731	27,65,337
J. Machinery of all kinds, including Belting for Machinery	3,80,91,743	3,39,41,749	2,87,71,403	4,21,09,106	3,67,22,394
K. Metals—Iron and Steel and manufactures thereof	5,16,62,671	2,91,17,952	2,58,22,674	2,34,11,582	2,64,97,512
L. Metals other than Iron and Steel and manufactures thereof	3,26,97,783	2,01,26,116	2,57,41,173	1,81,92,149	2,37,56,076
M. Paper, Pasteboard and Stationery	2,33,11,434	2,05,33,295	2,43,74,661	2,02,71,230	2,09,04,982
N. Rubber manufactures	1,55,62,750	1,40,24,806	1,09,98,731	61,85,809	60,31,151
O. Vehicles, excluding Locomotives, etc., for Railways	3,36,58,502	2,18,91,925	1,48,47,335	1,61,93,546	2,62,42,129
P. Cotton yarns and manufactures	10,48,35,287	9,20,30,434	12,54,39,588	7,27,55,761	8,73,73,219
Q. Jute	1,88,634	43,413	1,76,108	11,916	19,388
R. Silk	2,02,37,684	2,02,26,188	3,02,52,849	2,74,61,078	2,61,64,511
S. Woollen	1,44,51,813	89,88,455	1,81,97,787	1,42,05,838	2,45,03,231
T. Other yarns and textile fabrics	3,28,83,033	3,64,71,714	4,35,14,416	2,87,29,189	4,65,98,92
U. Miscellaneous	3,04,70,345	2,50,82,781	2,84,49,467	2,79,96,161	3,05,74,63
TOTAL, CLASS III	53,81,82,585	43,88,33,535	50,04,21,320	41,50,33,121	48,53,44,64
IV.—LIVING ANIMALS—					
A. Horses	1,57,700	2,83,800	2,07,400	2,46,850	2,32,02
B. Other living Animals	56,103	62,116	34,799	21,197	15,45
TOTAL, CLASS IV	2,13,803	3,45,916	2,42,199	2,68,047	2,47,47
V.—POSTAL ARTICLES NOT SPECIFIED					
	1,16,02,616	92,39,697	92,06,634	97,84,869	1,05,51,25
GRAND TOTAL	88,77,46,188	69,70,45,497	73,20,19,614	57,65,19,628	66,93,81,4

SUMMARY of the VALUE of the EXPORTS of INDIAN MERCHANDISE to the BRITISH EMPIRE and FOREIGN COUNTRIES

	1930-31	1931-32	1932-33	1933-34	1934-35
	R	R	R	R	R
—FOOD, DRINK AND TOBACCO—					
A. Fish (<i>excluding</i> canned fish)	68,33,283	54,23,903	45,70,593	44,87,125	44,54,589
B. Fruits and Vegetables	79,74,836	90,31,646	69,52,351	99,05,513	1,07,78,117
C. Grain, Pulse and Flour	29,88,18,701	20,37,17,980	16,07,68,863	11,74,78,536	11,84,39,874
D. Liquors	887	2,370	1,453	11,514	15,030
E. Provisions and Oilman's stores	49,94,797	39,54,727	32,62,084	28,12,233	27,86,930
F. Spices	1,27,18,538	87,24,986	72,32,877	72,20,317	77,33,649
G. Sugar	2,51,453	1,91,841	2,10,245	2,37,613	2,43,283
H. Tea	23,55,92,538	19,43,73,875	17,15,27,805	19,84,49,936	20,13,19,311
I. Other Food and Drink	1,91,89,135	94,52,219	1,09,83,217	1,02,47,835	72,72,770
J. Tobacco	1,03,65,043	85,42,469	77,10,856	93,79,867	81,90,360
TOTAL, CLASS I	59,67,39,211	44,34,16,016	37,32,20,344	36,02,30,489	36,12,33,913
—RAW MATERIALS AND PRODUCE AND ARTICLES MAINLY UNMANUFACTURED—					
A. Coal	49,05,070	54,51,985	43,80,172	37,17,507	28,78,683
B. Other Non-metallic mining and quarry products and the like	68,54,015	40,72,540	32,42,259	52,26,546	73,66,153
C. Fodder, Bran and Pollards	76,76,268	75,14,260	70,28,617	46,63,607	77,30,445
D. Gums, Resins and Lac	3,31,98,541	1,97,89,778	1,37,31,311	2,60,51,026	3,45,36,353
E. Hides and Skins, raw or undressed	5,46,63,211	3,65,71,421	2,76,86,685	4,25,32,967	3,13,06,743
F. Metallic ores and scrap iron or steel for re-manufacture	2,58,16,576	1,65,71,566	1,56,74,468	2,06,36,408	2,86,68,073
G. Oils—Vegetable, Mineral, and Animal	47,23,750	57,22,833	53,78,915	57,23,847	55,35,881
H. Oilcakes of all kinds	2,08,05,175	2,00,67,741	1,96,50,673	1,64,72,120	1,96,98,928
I. Paper making materials	53,115	1,10,738	1,76,609	2,07,139	1,41,401
J. Rubber, raw or crude	1,29,75,198	44,57,717	8,78,331	31,17,681	65,89,064
K. Seeds, <i>including</i> nuts for oils	17,86,17,534	14,58,83,085	11,30,68,475	13,66,15,291	10,54,09,836
L. Tallow, Stearine and Wax	7,38,344	3,79,386	5,00,837	2,69,838	2,74,431
M. Cotton, raw and waste	46,72,64,516	23,78,18,945	20,69,94,658	26,97,78,854	34,99,33,933
N. Jute	12,88,46,694	11,18,80,623	9,73,03,369	10,93,26,707	10,87,10,916
O. Silk	8,94,076	2,95,877	1,08,734	2,47,660	2,60,495
P. Wool	2,51,43,609	2,77,24,610	1,09,92,945	1,98,48,211	1,27,49,752
Q. Other textile materials	39,30,344	26,89,872	32,16,258	37,28,516	41,25,988
R. Wood and Timber	1,39,02,364	76,80,909	54,39,907	82,21,477	1,09,05,369
S. Miscellaneous	2,14,49,716	1,50,75,092	1,23,70,138	1,30,83,818	1,48,29,001
TOTAL, CLASS II	101,24,58,116	66,97,58,978	54,78,23,361	68,94,69,220	75,16,51,445

ABSTRACT TABLES
EXPORTS SUMMARY

(10)

No. 5—continued

SUMMARY of the VALUE of the EXPORTS of INDIAN MERCHANDISE to the BRITISH EMPIRE and FOREIGN COUNTRIES—continued

	1930-31	1931-32	1932-33	1933-34	1934-35
	₹	₹	₹	₹	₹
III.—ARTICLES WHOLLY OR MAINLY MANUFACTURED—					
A. Apparel	19,66,225	13,37,353	11,72,040	14,10,918	18,03,458
B. Arms, Ammunition and Military Stores	1,656	125	548	287	41
C. Chemicals, Drugs and Medicines	1,54,02,452	1,27,13,986	59,87,849	1,14,29,028	49,65,235
D. Cutlery, Hardware, Implements and Instruments (excluding Electrical Instruments and Apparatus)	13,70,004	9,85,459	8,79,907	9,77,794	14,53,240
E. Dyes and Colours	1,11,88,445	91,98,029	81,01,742	81,39,335	75,21,706
F. Electrical Goods and Apparatus (other than Machinery)
G. Furniture, Cabinetware, and Manufactures of Wood and Timber	5,00,558	3,35,287	3,08,164	2,99,214	2,39,654
H. Glass and Earthenware	1,97,088	2,30,166	1,61,471	1,58,596	1,46,362
I. Hides and Skins, tanned or dressed, and Leather	6,39,11,208	5,35,19,696	4,76,41,701	5,82,98,323	5,47,88,328
J. Machinery of all kinds, including Belting for Machinery	42,357	32,500	68,897	52,977	53,999
K. Metals—Iron and Steel and manufactures thereof	1,73,87,635	1,30,95,691	91,16,977	1,06,71,723	94,60,734
L. Metals other than Iron and Steel and manufactures thereof	3,61,99,783	2,50,42,877	2,20,26,882	2,35,64,714	2,09,97,978
M. Paper, Pasteboard and Stationery	1,26,798	1,18,323	1,40,900	1,22,860	1,52,907
N. Rubber manufactures	32,769	6,263	941	1,342	47,815
O. Vehicles, excluding Locomotives, etc., for Railways	25,751	6,438	42,680	8,485	9,990
P. Cotton yarn and manufactures	5,21,54,426	4,81,83,121	3,29,11,077	2,72,63,100	2,64,80,217
Q. Jute	31,89,44,511	21,92,42,529	21,71,17,672	21,37,49,313	21,46,83,177
R. Silk	1,12,201	38,542	2,69,207	81,532	1,99,383
S. Woollen	71,81,018	59,48,855	67,80,486	73,99,552	91,77,611
T. Other yarns and textile fabrics	11,21,337	6,70,330	6,69,193	4,19,373	7,95,673
U. Miscellaneous articles, wholly or mainly manufactured	4,48,28,410	3,55,20,280	3,14,93,280	3,49,25,165	3,19,97,930
TOTAL, CLASS III	57,26,94,630	42,62,25,850	38,48,11,624	39,89,73,631	38,49,75,430
IV.—LIVING ANIMALS—					
A. Horses	14,500	1,500	64,000	50,050	2,16,230
B. Cattle	2,50,540	84,963	82,059	72,095	61,770
C. Sheep and Goats	20,58,912	12,77,509	7,78,653	7,85,045	8,39,420
D. Other living Animals	2,76,122	1,34,876	85,334	78,483	1,06,840
TOTAL, CLASS IV	26,00,074	14,98,848	10,10,046	9,85,673	12,24,270
V.—POSTAL ARTICLES					
GRAND TOTAL	2,04,34,307	1,79,86,402	1,58,55,599	1,34,90,047	1,30,59,430
	220,49,26,338	155,88,86,094	132,27,20,964	146,31,49,060	151,21,44,490

No. 5—continued

SUMMARY of the VALUE of the EXPORTS of INDIAN MERCHANDISE to the BRITISH EMPIRE

	1930-31	1931-32	1932-33	1933-34	1934-35
	₹	₹	₹	₹	₹
L.—FOOD, DRINK AND TOBACCO—					
A. Fish (excluding canned fish)	67,75,932	53,92,617	45,55,257	44,64,069	44,37,866
B. Fruits and Vegetables	46,30,189	39,59,278	37,92,908	36,82,109	34,87,598
C. Grain, Pulse and Flour	15,80,40,501	9,77,38,809	8,23,04,405	6,67,89,974	7,19,38,555
D. Liquors	559	1,934	1,065	11,514	14,969
E. Provisions and Oilman's stores	43,79,567	34,78,799	28,68,220	24,27,138	23,65,342
F. Spices	62,83,845	41,19,232	36,47,722	36,86,317	42,86,114
G. Sugar	2,25,884	1,73,270	1,84,865	2,20,975	2,30,186
H. Tea	21,52,54,738	18,15,51,516	16,05,90,060	19,04,07,281	19,36,72,653
I. Other Food and Drink	64,56,503	31,83,164	38,62,338	34,62,546	26,00,304
J. Tobacco	84,01,299	71,22,949	60,97,517	77,89,210	67,76,062
TOTAL, CLASS I	41,04,49,017	30,67,21,568	26,79,04,357	28,29,41,133	28,98,09,649
L.—RAW MATERIALS AND PRODUCE AND ARTICLES MAINLY UNMANUFACTURED—					
A. Coal	46,08,503	50,80,428	39,65,701	36,21,483	28,42,734
B. Other Non-metallic mining and quarry products and the like	36,40,392	23,89,835	19,23,977	30,90,755	39,27,232
C. Fodder, Bran and Pollards	70,32,746	59,51,120	61,23,238	46,05,834	75,83,030
D. Gums, Resins and Lac	80,13,452	51,04,211	40,05,354	1,37,59,015	1,56,14,589
E. Hides and Skins, raw or undressed	57,00,525	58,80,378	67,77,855	1,04,03,857	65,73,229
F. Metallic ores and scrap iron or steel for re-manufacture	1,23,57,942	98,24,495	96,24,366	1,47,51,208	2,05,99,256
G. Oils—Vegetable, Mineral and Animal	26,46,525	36,16,366	39,01,944	40,70,685	32,86,929
H. Oilcakes of all kinds	1,26,91,656	1,00,02,977	90,33,306	1,01,05,622	1,36,23,097
I. Paper making materials	44,702	41,598	27,824	80,760	88,630
J. Rubber, raw or crude	1,23,39,324	42,35,643	8,42,570	26,57,188	59,40,817
K. Seeds, including nuts for oils	3,13,27,861	2,26,31,535	1,53,07,713	3,68,07,825	4,11,69,746
L. Tallow, Stearine and Wax	3,32,059	2,58,342	2,38,713	2,18,931	2,39,663
M. Cotton, raw and waste	3,25,09,216	1,79,91,777	1,83,05,880	3,58,17,567	3,65,98,827
N. Jute	2,26,33,117	3,17,47,610	2,32,63,787	2,61,22,166	2,42,57,121
O. Silk	1,72,696	41,621	60,205	1,17,822	59,813
P. Wool	2,27,35,471	2,49,54,265	92,79,691	1,46,34,571	92,89,615
Q. Other textile materials	4,77,745	3,60,448	9,56,171	8,41,822	12,59,264
R. Wood and Timber	94,21,110	53,07,300	40,50,808	61,26,770	81,15,560
S. Miscellaneous	55,80,493	44,69,823	42,64,181	50,85,327	62,32,303
TOTAL, CLASS II	19,42,65,536	15,98,89,772	12,19,53,284	19,29,19,208	20,73,01,455

ABSTRACT TABLES
EXPORTS SUMMARY

(12)

No. 5—continued

SUMMARY of the VALUE of the EXPORTS of INDIAN MERCHANDISE to the BRITISH EMPIRE
—continued

	1930-31	1931-32	1932-33	1933-34	1934-35
	R	R	R	R	R
II.—ARTICLES WHOLLY OR MAINLY MANUFACTURED—					
A. Apparel	11,78,436	9,91,272	8,43,532	10,45,599	12,49,244
B. Arms, Ammunition and Military Stores	1,656	125	548	260	41
C. Chemicals, Drugs and Medicines	21,15,362	27,54,339	34,78,643	27,75,814	29,45,277
D. Cutlery, Hardware, Implements, and Instruments (excluding Electrical Instruments and Apparatus)	10,73,566	7,07,862	6,35,599	7,08,271	11,51,828
E. Dyes and Colours	56,96,678	51,28,483	42,30,888	44,05,445	39,66,365
F. Electrical Goods and Apparatus (other than Machinery)
G. Furniture, Cabinetware, and Manufactures of Wood and Timber	2,48,105	2,38,389	1,03,534	1,33,411	1,17,522
H. Glassware and Earthenware	1,65,885	2,02,190	1,27,361	1,19,738	1,02,928
I. Hides and Skins, tanned or dressed, and Leather	5,89,13,905	4,94,33,090	4,48,15,016	5,49,92,983	5,11,29,271
J. Machinery of all kinds including Belting for Machinery	23,320	27,351	48,268	40,757	40,812
K. Metals—Iron and Steel and manufactures thereof	43,05,964	31,54,915	37,69,300	40,58,147	24,11,276
L. Metals other than Iron and Steel and manufactures thereof	1,91,80,975	1,25,03,028	1,36,92,150	1,46,58,395	1,04,81,331
M. Paper, Pasteboard and Stationery	96,405	1,02,704	1,14,397	95,930	1,13,210
N. Rubber manufactures	32,749	6,263	431	950	47,813
O. Vehicles excluding Locomotives, etc., for Railways	21,416	2,265	38,030	5,960	3,744
P. Cotton yarns and manufactures	2,84,90,820	2,40,87,854	1,95,20,912	1,54,99,325	1,64,40,208
Q. Jute	9,68,22,790	7,89,42,463	8,55,36,570	7,58,32,695	6,87,57,218
R. Silk	1,03,376	24,832	1,48,996	44,617	1,76,516
S. Woolen	44,20,367	45,13,850	49,79,039	63,05,215	81,61,421
T. Other yarns and textile fabrics	7,67,228	5,00,812	3,91,901	1,44,253	4,30,064
U. Miscellaneous articles wholly or mainly manufactured	1,31,52,624	1,46,56,098	1,02,22,832	1,32,49,343	1,28,06,401
TOTAL, CLASS III	23,68,11,627	19,79,78,185	19,27,60,947	19,41,17,231	18,05,32,49
IV.—LIVING ANIMALS—					
A. Horses	14,000	1,500	64,000	48,750	2,06,23
B. Cattle	1,70,740	84,963	80,259	64,095	55,44
C. Sheep and Goats	20,57,082	12,76,833	7,78,504	7,84,445	8,38,83
D. Other living Animals	1,85,170	72,198	23,042	28,810	34,05
TOTAL, CLASS IV	24,26,992	14,35,494	9,45,805	9,26,100	11,34,561
V.—POSTAL ARTICLES					
	1,72,79,262	1,53,91,202	1,30,72,565	1,05,73,989	98,23,935
GRAND TOTAL	86,12,32,453	68,14,16,221	59,66,36,958	68,14,77,661	68,86,02,081

No. 5—continued

SUMMARY of the VALUE of the EXPORTS of INDIAN MERCHANDISE to FOREIGN COUNTRIES

	1930-31	1931-32	1932-33	1933-34	1934-35
	R	R	R	R	R
—FOOD, DRINK AND TOBACCO—					
A. Fish (excluding canned fish)	57,351	31,286	15,336	23,056	16,723
B. Fruits and Vegetables	33,44,647	50,72,368	31,59,443	62,23,404	72,90,519
C. Grain, Pulse and Flour	14,07,78,200	10,59,79,171	7,84,64,458	5,06,88,562	4,65,01,319
D. Liquors	328	436	388	..	61
E. Provisions and Oilman's stores	6,15,230	4,75,928	3,93,864	3,85,095	4,21,588
F. Spices	64,34,693	46,05,754	35,85,155	35,34,000	34,47,535
G. Sugar	25,569	18,571	25,380	16,638	13,097
H. Tea	2,03,37,800	1,28,22,359	1,09,37,745	80,42,655	76,46,658
I. Other Food and Drink	1,27,32,632	62,69,055	71,20,879	67,85,289	46,72,436
J. Tobacco	19,63,744	14,19,520	16,13,339	15,90,657	14,14,298
TOTAL, CLASS I	18,62,90,194	13,66,94,448	10,53,15,987	7,72,89,356	7,14,24,264
—RAW MATERIALS AND PRODUCE AND ARTICLES MAINLY UNMANU- FACTURED—					
A. Coal	2,96,567	3,71,557	4,14,471	96,024	35,949
B. Other Non-metallic mining and quarry products and the like	32,13,623	16,82,705	13,18,282	21,35,791	34,38,921
C. Fodder, Bran and Pollards	6,43,522	15,63,140	9,05,379	57,773	1,47,415
D. Gums, Resins and Lac	2,51,85,089	1,46,85,567	97,25,957	1,22,92,011	1,89,21,764
E. Hides and Skins, raw or undressed	4,89,62,686	3,06,91,043	2,09,08,830	3,21,29,110	2,47,33,514
F. Metallic ores and scrap iron or steel for re-manufacture	1,34,58,834	67,47,071	60,50,102	58,85,200	80,68,817
G. Oils—Vegetable, Mineral and Animal	20,77,225	21,06,467	14,76,971	16,53,162	22,48,952
H. Oilcakes of all kinds	81,13,519	1,00,64,764	1,06,17,367	63,63,498	60,75,831
I. Paper making materials	8,413	69,140	1,48,785	1,26,379	52,771
J. Rubber, raw or crude	6,35,874	2,22,074	35,761	4,60,493	6,48,247
K. Seeds including nuts for oils	14,72,89,673	12,32,51,550	9,77,60,762	9,98,07,466	6,42,40,090
L. Tallow, Stearine and Wax	4,06,285	1,21,044	2,62,124	50,907	34,768
M. Cotton, raw and waste	43,47,55,300	21,98,27,168	18,86,88,778	23,39,61,287	31,33,35,106
N. Jute	10,62,13,577	8,01,33,013	7,40,39,582	8,32,04,541	8,44,53,795
O. Silk	7,21,380	2,54,256	48,529	1,29,838	2,00,682
P. Wool	24,08,138	27,70,345	17,13,254	52,13,640	34,60,137
Q. Other textile materials	34,52,599	23,29,424	22,60,087	28,86,694	28,66,724
R. Wood and Timber	44,81,254	23,73,609	13,89,099	20,94,707	27,89,809
S. Miscellaneous	1,58,69,223	1,06,05,269	81,05,957	79,98,491	85,96,698
TOTAL, CLASS II	81,81,92,581	50,98,69,206	42,58,70,077	49,65,50,012	54,43,49,990

ABSTRACT TABLES
EXPORTS SUMMARY

(14)

No. 5—concluded

SUMMARY of the VALUE of the EXPORTS of INDIAN MERCHANDISE to FOREIGN COUNTRIES—continued

	1930-31	1931-32	1932-33	1933-34	1934-35
	R	R	R	R	R
III.—ARTICLES WHOLLY OR MAINLY MANUFACTURED—					
A. Apparel	7,87,789	3,46,081	3,28,508	3,65,319	5,54,214
B. Arms, Ammunition and Military Stores	7	..
C. Chemicals, Drugs and Medicines	1,32,87,090	99,59,647	24,89,206	86,53,214	20,19,958
D. Cutlery, Hardware, Implements, and Instruments (excluding Electrical Instruments and Apparatus)	2,96,438	2,77,597	2,44,308	2,69,420	3,01,412
E. Dyes and Colours	54,91,787	40,69,546	38,70,854	37,33,890	35,55,341
F. Electrical Goods and Apparatus (other than Machinery)
G. Furniture, Cabinetware, and Manufactures of Wood and Timber	2,52,451	96,898	1,41,630	1,85,803	1,22,174
H. Glassware and Earthenware	31,203	27,976	34,110	38,858	43,434
I. Hides and Skins, tanned or dressed, and Leather	49,97,303	40,86,606	28,26,685	33,05,340	36,59,057
J. Machinery of all kinds, including Belting for Machinery	19,037	5,149	20,829	12,220	13,187
K. Metals—Iron and Steel and manufactures thereof	1,30,81,871	99,40,776	53,47,877	66,13,576	70,49,458
L. Metals other than Iron and Steel and manufactures thereof	1,70,18,808	1,25,39,849	83,34,732	89,06,319	1,05,16,647
M. Paper, Pasteboard and Stationery	30,393	15,619	28,503	28,930	39,697
N. Rubber manufactures	20	..	510	392	2
O. Vehicles, excluding Locomotives, etc., for Railways	4,335	4,173	4,650	2,525	6,236
P. Cotton yarns and manufactures	2,36,63,606	2,40,95,267	1,33,90,165	1,17,63,775	1,00,40,011
Q. Jute	22,21,21,721	14,03,00,066	13,15,81,102	13,79,16,618	14,59,25,961
R. Silk	8,825	13,710	60,211	36,915	22,867
S. Woollen	27,60,651	14,35,005	18,01,447	10,94,337	10,16,190
T. Other yarns and textile fabrics	3,54,109	1,69,518	2,77,292	2,75,120	3,65,609
U. Miscellaneous articles wholly or mainly manufactured	3,16,75,786	2,08,64,182	2,12,70,458	2,16,75,822	1,91,91,525
TOTAL, CLASS III	33,58,83,003	22,82,47,665	19,20,50,677	20,48,56,400	20,44,42,940
IV.—LIVING ANIMALS—					
A. Horses	500	1,300	10,000
B. Cattle	79,800	..	1,800	8,000	6,330
C. Sheep and Goats	1,830	676	149	600	590
D. Other living Animals	90,952	62,678	62,292	49,673	72,797
TOTAL, CLASS IV	1,73,082	63,354	64,241	59,573	89,717
V.—POSTAL ARTICLES					
	31,55,025	25,93,200	27,83,024	29,16,058	32,35,499
GRAND TOTAL	134,86,93,885	87,74,69,873	72,60,84,006	78,16,71,399	82,35,42,410

No. 6

SUMMARY of the VALUE of the EXPORTS of BRITISH and FOREIGN MERCHANDISE to the BRITISH EMPIRE and FOREIGN COUNTRIES

	1930-31	1931-32	1932-33	1933-34	1934-35
	₹	₹	₹	₹	₹
—FOOD, DRINK AND TOBACCO—					
A. Fish (excluding canned fish)	3,62,632	4,49,217	2,43,533	2,21,990	88,000
B. Fruits and Vegetables	9,03,010	13,80,976	8,56,269	5,51,479	5,47,111
C. Grain, Pulse and Flour	6,559	3,49,015	917	1,175	13,004
D. Liquors	1,04,616	2,13,773	2,23,412	1,31,699	1,04,499
E. Provisions and Oilman's stores	3,51,231	4,03,200	1,21,318	1,04,519	1,50,503
F. Spices	5,05,297	1,97,971	3,98,325	2,44,214	63,137
G. Sugar	6,57,741	10,26,714	5,02,527	7,25,602	6,09,814
H. Tea	20,150	16,104	7,250	18,380	6,448
I. Other Food and Drink	2,67,503	1,14,377	10,181	64	417
J. Tobacco	59,147	63,408	33,258	56,984	1,30,883
TOTAL, CLASS I	32,37,886	42,14,755	23,96,990	20,56,106	17,13,816
—RAW MATERIALS AND PRODUCE AND ARTICLES MAINLY UN-MANUFACTURED—					
A. Coal, Coke and Patent Fuel	6,11,954	1,26,852	68,311	26,699	1,055
B. Other Non-metallic mining and quarry products and the like	2,77,045	1,86,266	1,11,840	1,46,163	1,53,518
C. Fodder, Bran and Pollards
D. Gums, Resins and Lac	14,89,064	10,20,984	7,10,552	6,10,206	5,55,804
E. Hides and Skins, raw or undressed	1,01,23,204	86,13,031	27,71,579	22,08,204	56,13,018
F. Metallic ores and scrap iron or steel for re-manufacture	11,96,127	13,63,461	9,88,476	14,95,878	10,02,219
G. Oils—Vegetable, Mineral and Animal	9,16,507	3,81,301	4,21,487	4,43,225	2,46,833
H. Oilcakes of all kinds
I. Paper making materials
J. Rubber, raw or crude
K. Seeds including nuts for oils	54,913	31,282	49,682	37,791	53,154
L. Tallow, Stearine and Wax	3,644	1,090	1,283	901	15,059
M. Cotton, raw and waste	1,14,836	1,70,210	89,156	6,08,818	4,86,330
N. Jute
O. Silk	61,655	23,180	19,724	21,399	17,743
P. Wool	28,51,780	36,78,760	12,97,710	31,19,132	15,76,548
Q. Other textile materials	8,730	..
R. Wood and Timber	31,745	8,758	22,226	19,550	34,426
S. Miscellaneous	4,20,086	2,32,064	3,07,470	5,02,419	8,36,228
TOTAL, CLASS II	1,81,52,560	1,58,32,239	68,59,496	92,49,115	1,05,91,935

ABSTRACT TABLES
RE-EXPORTS SUMMARY

(16)

No. 6—continued

SUMMARY of the VALUE of the EXPORTS of BRITISH and FOREIGN MERCHANDISE to the BRITISH
EMPIRE and FOREIGN COUNTRIES—continued

	1930-31	1931-32	1932-33	1933-34	1934-35
	R	R	R	R	R
III.—ARTICLES WHOLLY OR MAINLY MANUFACTURED—					
A. Apparel	11,09,260	9,44,433	8,48,792	6,51,754	6,03,33
B. Arms, Ammunition and Military Stores	1,78,864	1,19,579	95,978	1,40,014	1,23,21
C. Chemicals, Drugs and Medicines	7,25,032	3,52,717	3,87,655	3,45,005	5,04,35
D. Cutlery, Hardware, Implements and Instruments (excluding Electrical Instruments and Apparatus)	31,02,625	36,83,465	32,90,451	27,44,636	26,07,23
E. Dyes and Colours	4,51,534	4,27,134	4,42,368	3,49,655	3,34,90
F. Electrical Goods and Apparatus (other than Machinery)	3,88,124	3,64,430	3,12,652	2,66,068	3,73,90
G. Furniture, Cabinetware and Manufactures of Wood and Timber	10,74,473	11,26,247	6,36,697	4,55,558	4,47,81
H. Glassware and Earthenware	3,80,142	3,07,168	2,55,541	2,91,548	2,96,19
I. Hides and Skins, tanned or dressed and Leather	6,79,025	1,39,147	56,640	77,092	69,05
J. Machinery of all kinds including Belting for Machinery	18,40,441	18,33,454	11,34,388	8,49,488	10,38,12
K. Metals—Iron and Steel and manufactures thereof	2,57,547	2,16,185	1,59,576	1,37,405	2,07,74
L. Metals other than Iron and Steel and manufactures thereof	8,05,998	5,29,902	7,27,523	9,93,850	18,02,00
M. Paper, Pasteboard and Stationery	1,80,915	1,77,536	1,77,598	1,37,642	1,26,60
N. Rubber manufactures	29,63,901	26,53,912	14,57,754	1,97,792	2,11,77
O. Vehicles excluding Locomotives, etc., for Rail- ways	16,56,112	14,79,711	11,26,181	14,60,294	25,56,98
P. Cotton yarns and manufactures	54,24,315	43,66,443	57,37,666	58,84,330	30,25,05
Q. Jute
R. Silk	1,46,552	1,48,612	2,38,948	5,28,319	17,79,50
S. Woollen	41,82,486	30,89,150	19,86,461	13,59,761	10,47,320
T. Other yarns and textile fabrics	9,74,574	15,49,197	11,27,589	35,00,882	38,55,68
U. Miscellaneous articles wholly or mainly manu- factured	18,80,099	15,44,597	11,68,713	11,08,288	10,39,68
TOTAL, CLASS III	2,84,02,019	2,50,53,019	2,13,69,171	2,14,81,411	2,20,50,50
IV.—LIVING ANIMALS—					
A. Horses	3,03,193	2,39,525	3,71,566	1,85,100	2,10,20
B. Cattle
C. Sheep and Goats
D. Other living Animals	11,305	16,480	9,665	1,30,480	15,30
TOTAL, CLASS IV	3,14,498	2,56,005	3,81,231	2,95,560	2,25,50
V.—POSTAL ARTICLES					
	13,33,352	12,30,242	11,83,558	10,91,377	8,74,95
GRAND TOTAL	5,14,40,315	4,65,86,260	3,21,93,446	3,41,73,569	3,54,56,71

No. 6—continued

SUMMARY of the VALUE of the EXPORTS of BRITISH and FOREIGN MERCHANDISE to the BRITISH EMPIRE

	1930-31	1931-32	1932-33	1933-34	1934-35
	₤	₤	₤	₤	₤
—FOOD, DRINK AND TOBACCO—					
A. Fish (excluding canned fish)	3,62,632	4,48,767	2,43,113	2,21,990	88,000
B. Fruits and Vegetables	4,72,346	8,23,665	4,93,721	3,50,496	2,72,840
C. Grain, Pulse and Flour	15	1,58,670	800	175	12,760
D. Liquors	63,797	1,46,656	1,39,501	65,059	60,245
E. Provisions and Oilman's stores	2,78,305	3,16,461	72,433	60,819	1,11,007
F. Spices	1,83,574	71,471	1,49,485	62,231	23,094
G. Sugar	4,03,331	5,33,890	3,13,935	1,76,621	3,51,846
H. Tea	100	5,251	1,213	1,370	247
I. Other Food and Drink	83,021	34,725	10,181	52	87
J. Tobacco	33,050	43,649	26,267	35,560	66,220
TOTAL, CLASS I	18,80,171	25,83,205	14,50,649	9,74,373	9,86,346
I.—RAW MATERIALS AND PRODUCE AND ARTICLES MAINLY UNMANUFACTURED—					
A. Coal, Coke and Patent fuel	97,280	90,737	54,614	18,000	70
B. Other Non-metallic mining and quarry products and the like	1,67,234	54,880	30,310	63,230	63,445
C. Fodder, Bran and Pollards
D. Gums, Resins and Lac	2,96,965	3,16,510	2,30,905	1,30,477	1,46,837
E. Hides and Skin, raw or undressed	99,58,679	81,12,261	26,40,707	22,01,302	56,05,829
F. Metallic ores and scrap iron or steel for re-manufacture	1,560	17,226	535	3,315	1,982
G. Oils—Vegetable, Mineral and Animal	3,33,552	2,37,240	1,60,049	56,592	1,08,196
H. Oilcakes of all kinds
I. Paper making materials
J. Rubber, raw or crude
K. Seeds including nuts for oils	6,541	21,890	15,111	26,039	41,243
L. Tallow, Stearine and Wax	3,280	110	1,283	764	14,219
M. Cotton, raw and waste	56,903	1,70,125	40,961	2,15,639	31,325
N. Jute
O. Silk	6,000	8,610	12,470	15,100	13,999
P. Wool	17,74,850	17,69,672	7,97,538	9,31,732	3,19,893
Q. Other textile materials	1,500	..
R. Wood and Timber	21,379	5,495	7,401	4,227	10,080
S. Miscellaneous	1,11,831	58,440	1,05,111	1,38,521	68,994
TOTAL, CLASS II	1,28,36,054	1,08,63,196	40,87,409	38,06,438	64,26,112

ABSTRACT TABLES
RE-EXPORTS SUMMARY

(18)

No. 6—continued

SUMMARY of the VALUE of the EXPORTS of BRITISH and FOREIGN MERCHANDISE to the BRITISH EMPIRE—continued

	1930-31	1931-32	1932-33	1933-34	1934-35
	R	R	R	R	R
III.—ARTICLES WHOLLY OR MAINLY MANUFACTURED—					
A. Apparel	6,67,152	6,06,876	5,84,525	4,57,100	4,30,940
B. Arms, Ammunition and Military Stores	1,31,441	1,10,963	83,434	1,29,516	1,16,059
C. Chemicals, Drugs and Medicines	2,14,705	2,13,717	2,35,224	1,89,177	1,92,896
D. Cutlery, Hardware, Implements and Instruments (excluding Electrical instruments and Apparatus)	17,62,978	21,98,161	21,15,972	17,95,566	17,85,498
E. Dyes and Colours	2,19,758	1,85,150	1,54,377	1,20,120	1,07,003
F. Electrical Goods and Apparatus (other than Machinery)	2,08,279	1,72,049	2,37,093	1,26,459	2,06,237
G. Furniture, Cabinetware and Manufactures of Wood and Timber	9,81,177	10,64,107	6,08,101	4,19,680	3,92,826
H. Glassware and Earthenware	2,47,128	2,06,584	1,46,556	1,53,335	1,63,641
I. Hides and Skins, tanned or dressed, and Leather	4,58,031	86,827	35,078	56,822	52,187
J. Machinery of all kinds including Belting for Machinery	11,78,266	12,04,945	7,04,747	4,93,561	5,36,725
K. Metals—Iron and Steel and manufactures thereof	1,75,294	1,43,754	1,14,020	78,737	1,48,163
L. Metals other than Iron and Steel and manufactures thereof	2,86,346	2,57,977	2,86,243	5,12,413	5,26,885
M. Paper, Pasteboard and Stationery	1,03,591	80,325	1,19,443	68,425	77,218
N. Rubber manufactures	5,37,535	4,38,386	1,33,027	83,277	1,43,050
O. Vehicles excluding Locomotives, etc., for railways	11,76,806	10,91,985	8,28,842	12,13,310	20,54,592
P. Cotton yarns and manufactures	16,11,473	15,49,784	13,79,689	15,44,617	14,01,940
Q. Jute " " "
R. Silk " " "	75,677	88,205	1,85,756	4,20,092	16,44,588
S. Woollen " " "	18,36,581	22,85,349	13,10,873	8,11,752	7,56,725
T. Other yarns and textile fabrics	5,77,806	7,01,190	6,36,148	21,32,685	20,69,591
U. Miscellaneous articles, wholly or mainly manufactured	13,84,566	11,33,817	9,36,450	7,31,378	6,88,611
TOTAL, CLASS III	1,38,34,590	1,38,20,151	1,08,35,598	1,15,38,024	1,34,95,388
IV.—LIVING ANIMALS—					
A. Horses	2,67,193	2,28,525	3,67,566	1,31,900	2,01,700
B. Cattle
C. Sheep and Goats
D. Other living animals	10,455	15,955	7,950	5,955	6,950
TOTAL, CLASS IV	2,77,648	2,44,480	3,75,516	1,37,855	2,08,650
V.—POSTAL ARTICLES	9,27,577	8,48,229	9,08,360	7,14,821	5,32,000
GRAND TOTAL	2,97,56,040	2,83,59,261	1,76,67,622	1,71,71,511	2,16,48,588

No. 6—continued

SUMMARY of the VALUE of the EXPORTS of BRITISH and FOREIGN MERCHANDISE to FOREIGN COUNTRIES

	1930-31	1931-32	1932-33	1933-34	1934-35
	₹	₹	₹	₹	₹
—FOOD, DRINK AND TOBACCO—					
A. Fish (excluding canned fish)	450	420
B. Fruits and Vegetables	4,30,664	5,57,311	3,62,548	2,00,983	2,74,271
C. Grain, Pulse and Flour	6,544	1,90,345	117	1,000	244
D. Liquors	40,819	67,117	83,911	66,640	44,254
E. Provisions and Oilman's stores	72,928	86,739	48,885	43,700	39,496
F. Spices	3,21,723	1,26,500	2,48,840	1,81,983	40,043
G. Sugar	2,54,410	4,92,824	1,88,592	5,48,981	2,57,968
H. Tea	20,050	10,853	6,037	17,010	6,201
I. Other Food and Drink	1,84,482	79,652	..	12	330
J. Tobacco	26,097	19,759	6,991	21,424	64,663
TOTAL, CLASS I	13,57,715	16,31,550	9,46,341	10,81,732	7,27,470
—RAW MATERIALS AND PRODUCTS AND ARTICLES MAINLY UNMANUFACTURED—					
A. Coal, Coke, and Patent Fuel	5,14,674	36,115	13,697	8,699	985
B. Other Non-metallic mining and quarry products and the like	1,09,811	1,31,386	81,530	82,933	90,073
C. Fodder, Bran and Pollards
D. Gums, Resins and Lac	11,92,099	7,04,474	4,79,647	4,79,729	4,08,967
E. Hides and Skins, raw or undressed	1,64,525	5,00,770	1,30,872	6,902	7,189
F. Metallic ores and scrap iron or steel for remanufacture	11,94,567	13,46,235	9,87,941	14,92,563	10,00,237
G. Oils—Vegetable, Mineral and Animal	5,82,955	1,44,061	2,61,438	3,86,633	1,38,637
H. Oilcakes of all kinds
I. Paper making materials
J. Rubber, raw or crude
K. Seeds, including nuts for oils	48,372	9,392	34,571	11,752	11,911
L. Tallow, Stearine and Wax	364	980	..	137	840
M. Cotton, raw and waste	57,933	85	48,195	3,93,179	4,55,005
N. Jute
O. Silk	55,655	14,570	7,254	6,299	3,744
P. Wool	10,76,930	19,04,088	5,00,171	21,87,400	12,56,655
Q. Other textile materials	7,230	..
R. Wood and Timber	10,366	3,263	14,822	15,323	24,346
S. Miscellaneous	3,08,255	1,73,624	2,01,859	3,63,898	7,67,234
TOTAL, CLASS II	53,16,506	49,69,043	27,61,997	54,42,677	41,65,823

ABSTRACT TABLES
RE-EXPORTS SUMMARY

(20)

No. 6—concluded

SUMMARY of the VALUE of the EXPORTS of BRITISH and FOREIGN MERCHANDISE to FOREIGN COUNTRIES—continued.

	1930-31	1931-32	1932-33	1933-34	1934
	R	R	R	R	R
III.—ARTICLES WHOLLY OR MAINLY MANUFACTURED—					
A. Apparel	4,42,108	3,37,557	2,64,267	1,96,654	1,71,000
B. Arms, Ammunition and Military Stores	47,423	8,616	12,544	10,526	10,526
C. Chemicals, Drugs and Medicines	5,10,327	1,39,000	1,52,431	1,55,828	3,11,000
D. Cutlery, Hardware, Implements, and Instruments ^a (excluding Electrical instruments and Apparatus ^b)	13,39,647	14,85,304	11,74,479	9,49,070	8,21,000
E. Dyes and Colours	2,31,776	2,41,984	2,87,991	2,29,535	2,27,000
F. Electrical Goods and Apparatus (other than Machinery)	1,79,845	1,92,381	75,559	1,39,609	1,67,000
G. Furniture, Cabinetware and Manufactures of Wood and Timber	93,296	62,140	28,596	35,878	54,000
H. Glassware and Earthenware	1,33,014	1,00,584	1,08,985	1,38,213	1,32,000
I. Hides and Skins, tanned or dressed, and Leather	2,20,994	52,320	21,562	20,270	16,000
J. Machinery of all kinds including Belting for Machinery	6,62,175	6,28,509	4,29,641	3,55,927	5,01,000
K. Metals—Iron and Steel and manufactures thereof	82,253	72,431	45,556	58,668	59,000
L. Metals other than Iron and Steel and manufactures thereof	5,19,652	2,71,925	4,41,280	4,81,437	12,78,000
M. Paper, Pasteboard and Stationery	77,324	97,211	58,155	69,217	49,000
N. Rubber manufactures	24,26,366	22,15,526	13,24,727	1,14,515	68,000
O. Vehicles excluding Locomotives, etc., for railways	4,79,306	3,87,726	2,97,339	2,46,984	5,02,000
P. Cotton yarns and manufactures	35,12,842	28,16,659	43,57,977	43,39,713	16,23,000
Q. Jute " " "
R. Silk " " "	70,875	60,407	53,192	1,08,227	1,34,000
S. Woollen " " "	23,45,905	8,03,801	6,75,588	5,48,009	2,90,000
T. Other yarns and textile fabrics	3,96,768	8,48,007	4,91,441	13,68,197	17,86,000
U. Miscellaneous articles wholly or mainly manufactured	4,95,533	4,10,780	2,32,263	3,76,910	3,51,000
TOTAL, CLASS III	1,45,67,429	1,12,32,868	1,05,33,573	99,43,387	85,54,000
IV.—LIVING ANIMALS—					
A. Horses	36,000	11,000	4,000	33,200	11,000
B. Cattle
C. Sheep and Goats
D. Other living Animals	850	525	1,715	1,24,505	1,24,505
TOTAL, CLASS IV	36,850	11,525	5,715	1,57,705	1,24,505
V.—POSTAL ARTICLES					
GRAND TOTAL	2,16,84,275	1,82,26,999	1,45,25,824	1,70,02,058	1,39,00,000

VALUE of IMPORTS of MERCHANDISE (exclusive of GOVERNMENT STORES) from PRINCIPAL COUNTRIES
into BRITISH INDIA

COUNTRIES	1930-31	1931-32	1932-33	1933-34	1934-35
	₹	₹	₹	₹	₹
UNITED KINGDOM (including Channel Islands)	61,28,70,742	44,81,48,640	48,79,77,839	47,58,68,968	53,72,95,508
BRITISH POSSESSIONS—					
Europe—					
Irish Free State*	—	—	—	16,083	64,745
Gibraltar	1,28,857	88,808	85,139	29,035	40,782
Malta and Gozo	802	2,241	15,478	7,453	26,359
Asia—					
Cyprus	879	709	1,710	30,024	1,65,349
Palestine	42,484	58,759	1,82,841	1,38,597	1,98,592
Aden and Dependencies	33,01,007	53,17,516	44,70,041	49,26,919	41,94,370
Fahrein Islands	7,96,740	7,58,794	8,34,463	8,04,616	6,80,040
Ceylon (excluding Maldives)	1,43,46,019	1,86,77,539	1,76,49,737	1,28,88,049	1,23,70,016
Maldives	78,980	58,761	58,096	64,520	40,808
Straits Settlements	3,06,80,346	2,86,84,039	2,78,63,055	2,68,23,626	3,11,37,521
Federated Malay States	1,45,557	1,81,073	1,14,872	78,237	1,16,680
Non-Federated Malay States*	—	—	—	2,439	660
British Borneo	30,47,452	24,66,953	25,31,790	26,82,481	34,30,555
Hongkong	86,82,190	52,98,938	51,79,920	44,72,046	39,03,332
Africa—					
Gambia	8,777
Nigeria (including British Mandated Territory of Cameroons)	32,248
Union of South Africa	43,45,594	21,89,417	19,02,614	25,92,322	25,23,567
Rhodesia Northern	..	4,187†	265†	560	..
„ Southern
Zanzibar and Pemba	24,70,457	41,32,261	35,24,020	35,21,522	31,79,091
Kenya Colony	3,00,96,707	3,26,79,419	1,86,78,055	3,12,56,818	2,87,87,010
Uganda Protectorate	140	155	1,717	33,900	30,419
Tanganyika Territory	11,07,313	6,04,092	11,22,741	24,76,377	26,20,767
Nyasaland Protectorate	777	..	709	121	1,613
Somaland Protectorate	13,578	10,523	8,371	14,515	11,303
Anglo-Egyptian Sudan	50,545	17,14,809	66,43,593	7,41,066	29,67,113
Mauritius and Dependencies	37,273	12,727	5,334	14,710	47,050
Seychelles	1,45,053	2,34,657	6,35,309	2,31,616	47,429
America—					
Canada—					
Via Atlantic Coast	1,31,49,066	39,73,494	26,56,107	66,09,551	33,92,497
„ Pacific	1,07,923	1,93,010	6,98,235	2,57,377	2,64,334
Newfoundland and Labrador	161
British West India Islands (excluding Bahamas)	15,284	83,593	21,179	6,536	15,309
Oceania—					
Commonwealth of Australia	2,41,76,379	1,58,36,603*	1,06,85,266	1,02,43,155	96,09,674
New Zealand	3,40,980	3,60,144	3,27,627	2,18,142	3,00,807
Fiji Islands	1,937	151	1,193	2,971	1,454
TOTAL BRITISH POSSESSIONS	14,72,19,633	11,85,25,097	10,58,46,226	10,11,81,553	11,62,32,733
TOTAL BRITISH EMPIRE	76,01,90,673	56,66,68,618	59,38,23,561	57,70,50,516	65,35,28,241

* Separately shown from 1933-34.

† Figures prior to 1933-34 relate to Rhodesia.

ABSTRACT TABLES (22)
 IMPORTS FROM PRINCIPAL COUNTRIES

No. 7—continued

VALUE of IMPORTS of MERCHANDISE (exclusive of GOVERNMENT STORES) from PRINCIPAL COUNTRIES into BRITISH INDIA—continued

COUNTRIES	1930-31	1931-32	1932-33	1933-34	1934-35
FOREIGN COUNTRIES—					
Europe—					
U. S. S. R.—					
Northern	2,33,291	2,13,608	2,43,091	2,11,408	2,31,4
Southern	2,37,34,520	2,70,13,250	1,94,03,623	1,61,71,335	1,63,91,0
Pacific Ports (in Asia)	2,707	..	4,490	499	..
Finland	10,63,435	13,93,777	17,74,023	15,76,937	19,47,60
Estonia	13,13,925	5,45,075	6,01,159	10,60,461	10,51,94
Latvia	2,43,921	2,07,404	1,01,408	1,00,573	82,33
Lithuania	65,051	2,23,444	50,233	33,411	47,34
Sweden	97,75,022	97,33,246	96,59,321	1,02,00,737	93,90,33
Norway	33,32,034	43,47,419	63,27,209	60,92,939	49,34,33
Poland (including Danzig)	31,42,123	23,22,793	22,54,009	13,35,323	25,31,63
Denmark	11,13,931	13,24,433	20,39,433	17,03,231	14,30,42
Germany	12,33,41,540	10,19,31,240	10,33,72,100	3,33,50,359	10,10,32,33
Netherlands	3,22,22,647	2,04,27,113	1,33,14,203	1,31,62,709	1,30,31,13
Belgium	4,66,92,233	2,01,57,007	2,41,32,343	2,66,12,597	2,15,32,53
Luxemburg	13,19,277	20,02,433	12,55,339	14,23,733	14,16,44
France	2,33,30,355	2,17,20,409	2,03,32,397	1,50,71,617	1,32,91,33
Spain	27,00,650	19,19,609	24,31,103	20,90,323	24,12,33
Portugal (including Azores and Madeira)	4,30,231	2,92,030	2,99,999	3,23,033	2,99,73
Switzerland	1,23,32,933	1,22,22,037	1,29,01,553	1,02,41,370	1,22,64,33
Italy (including Trieste)	4,50,71,939	3,33,92,009	3,95,00,331	2,91,22,490	3,01,22,43
Austria	31,53,332	71,43,313	65,30,003	52,32,497	52,12,00
Hungary	21,32,229	2,19,720	5,15,374	10,53,900	7,77,33
Czechoslovakia	97,03,011	72,32,339	77,72,321	30,34,423	37,31,70
Yugoslavia (Kingdom of the Serbs, Croats and Slovenes)	6,13,240	5,30,399	6,22,023	5,32,710	5,32,33
Albania	13,141	10
Bulgaria	221	..
Roumania	7,27,074	22,22,241	52,00,479	3,32,33
Greece (including Crete)	2,13,145	2,22,537	4,50,493	2,94,963	2,12,33
Turkey, European	23,503	3,599	22,414	4,333	52,33
Turkey, Asiatic	12,194	22,174	37,670	30,433	1,41,33
Asia—					
Syria	4,227	73,654	11,344	11,379	23,33
Mesopotamian Territory and Trucial Oman	25,97,255	27,34,734	22,42,441	22,43,901	21,01,33
Other Native States in Arabia	2,79,523	2,03,793	2,33,222	1,33,763	3,54,33
Iraq	1,00,33,153	57,39,340	42,23,943	39,39,393	52,45,33
Iran	2,71,33,124	2,75,03,779	1,92,27,092	1,44,51,647	2,03,50,33
Honjam Island	1,009	1,533	13,190	30	..
Sumatra	2,03,317	13,20,947	17,43,040	14,22,623	43,24,33
Jav	10,34,17,240	6,34,72,230	2,73,50,327	2,30,39,331	1,90,67,33

No. 7—concluded

VALUE of IMPORTS of MERCHANDISE (exclusive of GOVERNMENT STORES) from PRINCIPAL COUNTRIES
into BRITISH INDIA—concluded

COUNTRIES	1930-31	1931-32	1932-33	1933-34	1934-5
	₹	₹	₹	₹	₹
FOREIGN COUNTRIES—continued					
Asia—continued					
Borneo (Dutch)	51,51,929	66,84,563	48,74,507	32,15,724	30,08,318
Dutch New Guinea	10,87,223	16,81,523	186	..
Celebes and other Islands	81,65,668	4,177	8,35,340	15,636	7,085
Siam	17,92,666	18,91,009	22,62,954	44,74,783	1,93,87,143
French Indo-China	5,49,470	18,79,534	19,86,374	18,79,297	66,59,740
Philippines	3,38,926	5,11,823	3,20,586	3,45,323	3,75,171
Macao	910
Japan	14,51,19,073	13,38,96,671	20,47,76,116	16,85,51,011	20,79,62,319
Korea	31,378
Formosa	240	5,362
China (exclusive of Hongkong and Macao)	3,33,12,719	2,78,60,513	3,94,91,217	3,23,61,866	2,66,63,791
Africa—					
Egypt	2,58,85,415	1,47,02,207	95,55,243	67,80,506	1,67,49,794
Tripoli (Libya)	489	3	..	8,912	2
Tunis	324
Algeria	797	1,919
Morocco French Protectorate	12
Canary Islands	3,318	22,619	31,791	19,549	1,19,923
Belgian Congo (including Ruanda Urundi)	6	..	1,400	..
Portuguese West Africa	19	..	86	100
Portuguese East Africa	11,04,596	12,03,060	13,93,885	32,22,853	27,07,239
Madagascar and Kerguelen	18,912	23,013	17,147	14,333	15,918
Reunion	166	57	..	2,66,721	..
Italian East Africa (Somaliland and Eritrea)	22,85,588	10,16,643	14,62,619	1,97,532	1,32,206
French Somaliland	1,91,129	2,139	73,719	133	5,470
Abyssinia	129	16	842
America—					
United States of America—					
W'd Atlantic Coast	13,68,49,012	10,75,40,866	10,79,11,843	6,66,29,084	7,87,63,987
" Pacific "	1,51,23,543	2,08,21,377	45,96,936	51,51,976	63,76,076
Cuba	2,623	5,741	200
Haiti and St. Domingo	1,151	1,638	614	666	243
Porto Rico	122	..
French West Indies (Guadelope and Martinique)	14
Dutch West Indies (Curaçao)	561
Mexico	246	21,566	9,30,666	3,20,300	5,26,846
Colombia	240	..	2,463	60	..
Panama (including Panama Canal Zone)	190	67
Venezuela	644
Brazil	1,743	1,082	236	275	68,627
Uruguay	15,519	805	120
Argentine Republic (including the Atlantic Coast of Patagonia)	19,866	11,455	14,355	19,733	13,700
Chile (including the Pacific Coast of Patagonia)	5,23,321	663	5,729	8,764	47,001
Peru	36,730	11,92,639
Ecuador	5,38,438
Hawaii	618
Other Islands in the Pacific	50
TOTAL FOREIGN COUNTRIES	85,77,46,183	69,70,45,497	73,20,19,614	67,65,19,623	66,98,31,466
TOTAL IMPORTS	164,79,86,863	126,37,14,115	133,58,43,175	115,85,70,144	132,29,09,727

ABSTRACT TABLES
EXPORTS TO PRINCIPAL COUNTRIES
INDIAN MERCHANDISE

(24)

No. 8.

VALUE of EXPORTS of INDIAN MERCHANDISE (exclusive of GOVERNMENT STORES) to PRINCIPAL COUNTRIES from BRITISH INDIA

COUNTRIES	1930-31	1931-32	1932-33	1933-34	1934-35
	₹	₹	₹	₹	₹
UNITED KINGDOM (including Channel Islands)	51,77,33,801	42,87,59,075	30,82,47,048	47,20,87,978	47,81,06,400
FOR ORDERS' CARGOES (a)—					
UNITED KINGDOM (including Channel Islands)	—	—	—	—	11,89,901
BRITISH POSSESSIONS—					
Europe—					
Irish Free State*	—	—	—	16,56,000	14,88,27
Gibraltar	94,634	35,525	54,704	22,984	27,27
Malta and Goso	18,151	17,991	42,974	90,409	84,24
Asia—					
Cyprus	1,28,326	1,78,557	1,52,288	1,69,400	2,88,97
Palestine	2,08,058	5,59,980	6,20,031	10,29,327	8,31,18
Aden and Dependencies	1,25,85,528	77,11,426	81,25,109	65,10,882	64,40,70
Bahrain Islands	60,25,017	49,05,228	37,72,871	27,60,504	26,46,26
Ceylon (excluding Maldives)	11,08,86,331	7,68,87,742	6,52,06,878	5,90,78,185	6,26,74,56
Maldives	1,26,316	1,16,145	1,91,635	71,018	1,30,62
Straits Settlements	6,10,82,998	4,85,35,290	2,56,45,236	3,26,40,989	3,15,76,60
Federated Malay States	1,12,52,428	70,97,929	56,64,895	51,22,027	56,15,57
Non-Federated Malay States*	—	—	—	—	8,971
British Borneo	1,91,319	11,533	15,229	16,158	31,851
Hongkong	1,63,64,458	1,80,09,600	1,41,95,608	1,07,83,470	56,08,910
Africa—					
Gambia	2,22,209	5,526	26,106	1,18,022	1,47,651
Sierra Leone	20,840	14,007	1,45,101	2,54,012	4,00,161
Gold Coast (including Br. Mandated Territory of Togoland)	6,50,974	6,04,422	7,07,922	8,88,450	8,22,921
Nigeria (including Br. Mandated Territory of Cameroons)	10,48,402	12,51,568	15,57,660	16,62,600	24,91,821
Protectorate of South-West Africa	17,527	—	—	508	241
Union of South Africa	1,96,12,115	1,42,71,474	1,24,19,103	1,20,49,230	1,42,35,211
Rhodesia, Northern	2,100†	—	—	—	—
" Southern	—	—	—	968	—
Zanzibar and Pemba	29,43,281	30,90,629	22,68,576	20,22,493	15,89,891
Kenya Colony	64,57,748	45,79,299	41,24,911	27,06,199	25,43,701
Uganda Protectorate	2,35,611	1,24,111	79,853	92,576	1,31,971
Tanganyika Territory	32,32,237	22,96,886	16,08,978	11,71,870	10,51,117
Nyasaland Protectorate	—	8,325	6,975	—	431
Somaliland Protectorate	4,75,714	2,12,408	2,96,098	2,77,476	2,24,842
Anglo-Egyptian Sudan	22,46,773	25,29,558	21,40,920	20,82,826	22,79,711
Mauritius and Dependencies	1,09,97,212	82,46,720	74,40,190	66,52,520	86,75,860
Seychelles	5,27,809	4,29,922	4,64,540	2,68,572	2,64,166
Socotra*	—	—	—	14,200	1,08,521
America—					
Canada—					
74 Atlantic Coast	1,23,21,005	1,05,38,468	1,15,77,558	1,51,10,031	1,42,22,171
" Pacific "	27,72,719	42,21,948	46,79,626	26,92,972	29,62,441
Newfoundland and Labrador	—	250	—	—	—
Berunda	4,247	1,991	1,712	2,246	2,401
Bahamas	2,128	—	7,222	24,591	54,711
British West India Islands (excluding Bahamas)	20,99,677	20,02,492	25,52,090	22,97,841	26,81,111
British Honduras	2,495	2,256	7,208	21,021	22,501
British Guiana	6,10,818	5,41,748	7,26,151	5,94,020	4,97,211
Falkland Islands	1,620	—	1,744	—	—
Oceania—					
Commonwealth of Australia	4,47,43,528	2,95,00,230	2,82,40,570	2,98,06,626	2,71,22,811
Territory of Papua	2,06,008	2,25,402	4,45,659	2,18,600	2,41,011
Other British Pacific Islands*	—	—	—	—	—
New Zealand	62,02,168	24,97,619	22,48,595	22,94,626	49,72,811
Cook Islands*	—	—	—	—	—
Fiji Islands	5,64,712	4,00,591	6,07,207	4,04,872	2,67,211
Total For Orders' Cargoes (a)	—	—	—	—	5,26,711
TOTAL BRITISH POSSESSIONS	84,84,98,592	25,26,57,146	22,88,99,870	20,93,89,683	20,93,85,411
TOTAL BRITISH EMPIRE	86,12,32,458	68,14,16,221	59,66,88,958	62,14,77,861	62,88,02,211

* Separately shown from 1933-34.
† Figures prior to 1933-34 relate to Rhodesia.
(a) Specified separately from 1934-35 and subject to subsequent adjustment.

ABSTRACT TABLES
EXPORTS TO PRINCIPAL COUNTRIES
INDIAN MERCHANDISE

No. 8—continued

VALUE of EXPORTS of INDIAN MERCHANDISE (exclusive of GOVERNMENT STORES) to PRINCIPAL COUNTRIES from BRITISH INDIA—continued

COUNTRIES	1980-81	1931-32	1932-33	1933-34	1934-35
	R	R	R	R	R
EUROPEAN COUNTRIES—					
Europe—					
U. S. S. R.—					
Northern	8,39,977	8,48,526	8,87,343	2,43,036	16,245
Southern	38,51,962	24,36,807	17,94,801	5,68,826	8,25,984
Pacific Ports (in Asia)	27,45,786	30,05,842	16,32,021
Finland	4,57,436	7,21,606	2,36,559	4,07,048	19,64,577
Estonia	2,000	..	2,880	61,878
Latvia	1,000	16,897
Lithuania	78,839
Sweden	36,88,165	20,80,440	23,16,894	33,57,349	37,89,207
Norway	57,23,907	44,30,247	31,30,333	37,75,690	35,49,455
Poland (including Danzig)	87,80,248	50,49,969	23,29,506	40,77,196	58,17,990
Denmark	15,80,421	18,83,124	10,01,075	16,13,924	14,92,268
Germany	14,26,39,215	10,27,85,550	8,59,03,712	9,88,63,622	7,09,00,823
Netherlands	6,66,71,264	5,09,55,330	4,12,70,887	4,21,19,813	3,82,73,348
Belgium	7,53,11,727	4,45,52,059	4,01,50,383	4,48,32,660	4,80,15,252
France	11,08,00,025	7,63,55,789	8,07,61,662	7,37,15,375	5,29,17,645
Spain	2,37,31,635	1,88,85,087	1,37,06,538	1,41,17,890	1,88,42,846
Portugal (including Azores and Madeira)	9,05,814	9,44,532	9,24,223	6,98,352	18,57,834
Switzerland	23,796	8,601	10,359	1,03,177	2,14,419
Italy (including Fiume)	7,94,93,594	5,49,95,803	4,73,14,555	5,75,37,344	5,83,38,452
Austria	37,338	21,542	38,606	72	1,25,646
Hungary	2,55,120	11,980	244	..	1,56,260
Czechoslovakia	2,26,205	63,062	2,61,675	4,06,610	6,09,085
Yugo-Slavia (Kingdom of the Serbs, Croats and Slovenes)	485	1,709	1,42,625	..	59,387
Albania	30
Bulgaria	8,56,718	6,98,895	2,39,884	2,46,934	4,77,207
Romania	2,05,009	2,00,511	4,19,869	5,65,882	5,26,776
Greece (including Crete)	43,51,462	32,79,323	25,99,109	46,24,200	50,93,836
Turkey, European	16,50,365	14,60,824	16,47,462	17,99,337	14,52,094
Turkey, Asiatic	15,13,770	11,56,533	13,66,044	17,76,638	16,44,609
Syria	18,61,600	19,67,431	15,61,400	17,79,445	21,16,604
Mascat Territory and Trucial Oman	56,37,523	41,13,215	37,94,277	30,38,792	32,75,139
Other Native States in Arabia	97,13,167	75,86,199	58,03,388	44,39,501	47,69,687
Iraq	83,46,732	78,90,505	52,40,137	40,25,470	36,64,977
Iran	1,22,55,170	1,08,84,320	55,34,934	56,56,538	35,39,981
Henjam Islands	78,651	40,886	59,385	70,895	68,785
Afghanistan	11,345	30,925	2,700	1,665	..
Sumatra	1,52,24,376	66,28,456	47,74,955	43,71,065	43,19,033
Java	2,58,66,620	1,70,89,851	70,70,253	44,87,648	48,53,907
Borneo (Dutch)	3,77,705	2,37,801	2,72,703	3,13,633	2,25,372
Dutch New Guinea	20
Celebes and other Islands	7,22,108	3,22,347	4,11,459	6,84,577	6,38,745
Siam	99,54,204	76,87,807	45,46,990	92,81,173	1,14,32,484
French Indo-China	80,81,187	73,52,019	37,51,364	58,60,041	49,36,975
Philippines	49,14,312	40,59,070	47,50,809	41,48,404	28,54,109
Japan	23,78,48,660	18,94,23,225	13,05,09,773	12,61,20,586	24,14,23,834
Korea	5,50,536	20	..
Formosa	11,72,539	11,50,454	15,92,940	7,95,553	8,19,635
China (exclusive of Hongkong and Macao)	13,21,29,529	7,79,71,369	2,56,57,533	4,44,85,702	2,61,87,200

ABSTRACT TABLES
EXPORTS TO PRINCIPAL COUNTRIES
INDIAN MERCHANDISE

(26)

No. 8—concluded

VALUE of EXPORTS of INDIAN MERCHANDISE (exclusive of GOVERNMENT STORES) to PRINCIPAL COUNTRIES from BRITISH INDIA—concluded

COUNTRIES	1930-31	1931-32	1932-33	1933-34	1934-35
	R.	R	R	R	
Foreign Countries—continued					
Africa—					
Egypt	3,51,67,319	1,90,67,969	1,08,39,842	1,15,37,181	1.2
Tripoli (Libya)	8,268	76,697	51,528	89,550	
Tunis	69,602	9,427	24,712	32,337	
Algeria	20,029	19,120	29,220	25,580	
Morocco*	1,94,524	1,47,057	1,46,155	—	
" Spanish	—	—	—	65,479	
" French Protectorate	—	—	—	16,975	
" Tangier	—	—	—	1,01,094	
Canary Islands	508	11,805	9,918	
Spanish West Africa	24,147	802	..	
French West Africa (including French Mandated Territories of Togoland and Camerons)	1,12,337	1,64,899	1,42,098	2,44,601	
Liberia	400	400	522	
Belgian Congo (including Ruanda Urundi)	17,000	
Portuguese West Africa	4,57,959	2,67,572	5,00,801	4,14,786	
Portuguese East Africa	1,15,50,264	86,88,851	85,30,096	69,75,522	
Madagascar and Kerguelon	4,31,871	2,45,825	2,99,258	4,48,549	
Reunion	1,01,543	16,105	2,08,304	18,158	
Italian East Africa (Somaliland and Eritrea)	12,64,378	11,62,650	8,67,645	7,66,897	1
French Somaliland	12,64,285	19,24,953	15,66,212	11,93,922	
Abyssinia	26,231	112	..	
America—					
United States of America—					
74 Atlantic Coast	18,46,33,100	12,65,18,598	8,65,05,122	12,65,60,597	11.4
" Pacific "	2,18,25,791	1,21,19,636	1,20,35,790	1,41,74,288	1.4
Cuba	2,10,71,198	1,05,55,426	74,78,778	66,65,388	6
Haiti and St. Domingo	8,92,121	6,55,605	8,07,631	7,19,485	
Porto Rico	20,98,924	18,39,558	14,67,180	8,94,442	
French West Indies (Guadelope and Martinique)	1,82,752	74,604	74,715	33,244	
Dutch West Indies (Curaçao)	4,061	..	2,435	
Mexico	7,98,058	7,45,276	12,98,426	2,46,945	
Guatemala	16,889	45,037	19,062	10,131	
Honduras (not British)	10,000	
San Salvador	52,004	52,031	49,928	1,865	
Nicaragua	72,098	20,670	45,219	82,105	
Costa Rica	47,229	51,226	78,522	96,245	
Colombia	3,42,265	2,41,422	65,722	8,02,735	
Panama (including Panama Canal Zone)	22,190	67,940	1,46,702	47,710	
Venezuela	91,877	1,22,104	79,449	72,150	
Dutch Guiana	52,445	94,173	71,621	44,129	
French Guiana	
Brazil	42,26,571	21,24,126	27,02,214	33,72,220	
Paraguay	12,774	24,121	1,24,522	1,61,461	
Uruguay	22,79,915	12,46,422	11,48,120	12,69,595	
Argentine Republic (including the Atlantic Coast of Patagonia)	2,68,10,288	1,54,31,126	2,82,60,226	2,27,37,059	2
Chile (including the Pacific Coast of Patagonia)	62,92,498	17,56,900	16,52,297	22,32,927	
Peru	20,47,715	15,32,772	20,12,127	20,05,244	
Ecuador	2,49,858	2,21,004	1,00,727	2,05,111	
Bolivia	22,029	1,150	8,429	14,924	
Hawaii	27,15,225	29,29,922	24,09,792	22,42,022	
Other Islands in the Pacific	211,624	11,702	2,250	12,022	
Total " For Orders " Cargoes (a)	—	—	—	—	
TOTAL FOREIGN COUNTRIES	184,26,92,825	87,74,69,272	72,60,24,000	78,16,71,299	
TOTAL EXPORTS OF INDIAN MERCHANDISE	220,49,26,288	155,89,26,094	122,27,20,964	146,31,49,080	

* Figures prior to 1933-34 relate to Morocco.
(a) Specified separately from 1934-35 and subject to subsequent adjustment.

ABSTRACT TABLES EXPORTS TO PRINCIPAL COUNTRIES

FOREIGN MERCHANDISE

No. 9

VALUE of EXPORTS of FOREIGN MERCHANDISE (exclusive of GOVERNMENT STORES) to PRINCIPAL COUNTRIES from BRITISH INDIA.

COUNTRIES	1930-31	1931-32	1932-33	1933-34	1934-35
	₹	₹	₹	₹	₹
UNITED KINGDOM (including Channel Islands)	2,09,23,618	1,92,40,931	98,70,637	84,68,894	1,05,90,868
BRITISH POSSESSIONS—					
Europe—					
Irish Free State*	—	—	—	..	108
Gibraltar	1,185	5,622	16,367	4,418	7,549
Malta and Gozo	2,080	4,540	4,974	..	10,880
Asia—					
Cyprus	..	962
Palestine	41,732	68,609	82,506	48,781	36,882
Aden and Dependencies	5,55,149	5,41,828	6,18,947	8,24,448	10,10,441
Bahrain Islands	10,86,238	12,85,265	11,28,279	6,92,325	10,86,600
Ceylon (excluding Maldives)	29,26,334	33,23,801	29,47,604	32,39,720	47,26,373
Maldives	1,743	17,861	3,794	6,578	47,858
Straits Settlements	10,48,593	9,00,006	7,09,056	7,42,539	8,76,323
Federated Malay States	87,665	32,054	18,602	12,771	13,699
British Borneo	..	68	496
Hongkong	5,25,533	8,21,119	4,80,460	3,95,666	2,77,855
Africa—					
Gold Coast (including Br. Mandated Territory of Togoland)	432	..	483	6,760	..
Nigeria (including Br. Mandated Territory of Cameroons)	1,600	440	4,817	750	612
Protectorate of South West Africa	50	25
Union of South Africa	3,56,915	2,31,833	1,83,749	1,33,016	1,58,509
Zanzibar and Pemba	3,87,602	4,28,040	2,08,663	1,95,694	2,63,268
Kenya Colony	8,26,660	6,30,636	6,89,902	10,08,765	11,79,318
Uganda Protectorate	43,342	42,861	21,976	11,793	38,126
Tanganyika Territory	3,31,426	2,58,106	1,87,162	1,62,079	2,53,694
Somaliland Protectorate	1,223	661	553	39	423
Anglo-Egyptian Sudan	1,25,591	1,16,332	1,05,675	8,36,668	8,10,241
Mauritius and Dependencies	1,73,020	2,10,373	97,421	1,57,644	72,594
Seychelles	1,43,554	1,14,788	1,13,547	74,270	91,667
Socotra*	1,755	995
America—					
Canada—					
Vid Atlantic Coast	12,604	23,237	21,965	29,939	43,713
" Pacific "	4,034	1,800	250	1,118	..
Bermuda	291
British West India Islands (excluding Bahamas)	479	483	10,539	350	1,259
British Guiana	668	520	600
Oceania—					
Commonwealth of Australia	1,16,141	1,66,134	1,27,398	23,403	63,516
Territory of Papua	823	500
New Zealand	17,739	26,237	13,695	18,920	14,626
Fiji Islands	17,784	14,349	19,202	7,364	9,359
TOTAL BRITISH POSSESSIONS	83,32,427	91,18,330	77,87,985	87,02,617	1,10,57,653
TOTAL BRITISH EMPIRE	2,97,56,040	3,33,59,261	1,76,67,622	1,71,71,511	2,16,48,591
FOREIGN COUNTRIES—					
Europe—					
U. S. S. R.—					
Northern	110
Southern	7,470	625	6,090	2,860	6,730
Finland	3,752	100	1,260
Sweden	85,439	55,451	1,10,680	39,407	27,816
Norway	1,350	2,450	33,914	32,617	34,892
Poland (including Danzig)	5	258
Denmark	23,421	6,756	21,614	16,419	33,513
Germany	15,67,544	7,61,336	6,72,333	8,69,944	9,98,297
Netherlands	6,58,408	3,44,329	3,20,203	2,45,333	3,04,314
Belgium	3,93,354	3,34,712	1,96,815	2,33,035	1,64,673
France	8,67,613	8,10,234	5,24,088	6,13,832	6,88,634
Spain	3,900	13,374	7,105	7,794	19,735
Portugal (including Azores and Madeira)	..	623	3,960	444	13,730
Switzerland	21,898	40,493	63,002	25,374	32,332
Italy (including Trieste)	7,16,254	9,63,573	7,66,277	7,59,655	3,29,052

* Separately shown from 1933-34.

ABSTRACT TABLES
EXPORTS TO PRINCIPAL COUNTRIES

(28)

FOREIGN MERCHANDISE

No. 9—continued

VALUE of EXPORTS of FOREIGN MERCHANDISE (exclusive of GOVERNMENT STORES) to PRINCIPAL COUNTRIES from BRITISH INDIA—continued

COUNTRIES	1930-31	1931-32	1932-33	1933-34	1934-35
	₹	₹	₹	₹	₹
FOREIGN COUNTRIES—contd.					
Europe—contd.					
Austria	6,575	27,675	490	17,005	2
Hungary	5,000	..	75
Czechoslovakia	5,865	2,041	3,009	1,500	2
Albania	1
Bulgaria	600
Roumania	7,100	175	3	21
Greece (including Crete)	60,418	44,082	32,798	48,231	37
Turkey, European	1,24,823	2,10,202	1,52,723	2,28,050	1,12
Turkey, Asiatic	10,950	1,000	11,859	1,207	34
Asia—					
Syria	84,490	92,457	60,390	73,641	2,22
Mascat Territory and Trucial Oman	11,74,998	11,21,979	10,15,161	16,80,711	10,48
Other Native States in Arabia	9,24,223	4,93,507	5,04,393	5,33,207	6,92
Iraq	25,86,721	26,51,586	26,52,862	21,01,349	20,74
Iran	21,74,255	24,09,759	27,21,723	27,94,844	12,14
Hejaz and Nejd	57,082	42,412	20,344	12,629	3
Afghanistan	1,350	21,777	28,079	2,146	..
Sumatra	17,729	42,602	7,956	2,400	2
Java	4,76,053	3,63,113	2,11,203	1,71,651	1,40
Borneo (Dutch)	60	919	5	50	..
Celebes and Other Islands	330	..	1,800	256	..
Siam	1,00,601	76,060	47,279	48,178	60
French Indo-China	2,284	3,102	17,914	2,122	14
Philippines	7,491	20,713	25,296	4,258	7
Japan	12,61,655	8,65,114	10,18,185	16,59,451	22,19
China (exclusive of Hongkong and Macao)	3,45,814	2,69,057	1,62,741	89,223	1,66
Africa—					
Egypt	4,21,420	4,24,432	2,76,095	5,24,230	2,64
Tripoli (Libya)	2,250	..	2,600	..
Tunis	400	150	6,400	2,600	2
Morocco*	500
" French Protectorate	100	1
Canary Islands	175	..
French West Africa (including French Mandated Territories of Togoland and Cameroons)
Liberia	1,220	2
Portuguese East Africa	2,26,305	2,47,543	2,13,663	2,93,662	2,30
Madagascar and Kerguelon	2,032	750	822	50	..
Reunion	2,463	1,242	2,956	1,515	..
Italian East Africa (Somaliland and Eritrea)	45,603	19,630	40,425	43,040	4
French Somaliland	59,309	42,287	62,535	56,649	3
Abyssinia	1,063	950	..
America—					
United States of America—					
V4 Atlantic Coast	48,77,135	42,19,368	21,57,809	33,30,243	24,2
" Pacific "	70,163	74,605	33,674	8,023	..
Hayti and St. Domingo	2,082	3,093	1,791
Mexico	5,791	..
Nicaragua	73
Colombia	600
Panama (including Panama Canal Zone)	2,500	10	..
Dutch Guiana	2,080	80
Brazil	2,100	4,859	..
Uruguay	24,712	953
Argentine Republic (including the Atlantic Coast of Patagonia)	2,390	..	450	46,725	..
Chile (including the Pacific Coast of Patagonia)	1,741	..
Hawaii	2,451
TOTAL FOREIGN COUNTRIES	2,16,84,275	1,82,26,999	1,45,25,824	1,70,02,058	1,99
TOTAL EXPORTS OF FOREIGN MERCHANDISE	5,14,40,315	4,65,86,260	3,21,03,446	3,41,73,509	3,54

* Figures prior to 1933-34 relate to Morocco.

GENERAL IMPORTS

IN EACH OFFICIAL YEAR FROM 1930-31 TO 1934-35

Note.—The summary classes and their sub-divisions are shown in brackets against articles. For summaries see pages 3—8.

ARTICLES, AND COUNTRIES OF CONSIGNMENT; ALSO NAME OF EACH PROVINCE	QUANTITY					VALUE				
	1930-31	1931-32	1932-33	1933-34	1934-35	1930-31	1931-32	1932-33	1933-34	1934-35
Animals, living—										
Horses (IV. A)—	No.	No.	No.	No.	No.	R	R	R	R	R
United Kingdom (including Channel Islands)	267	329	299	261	339	5,84,698	8,07,958	5,64,840	4,96,634	5,73,520
Gibraltar	7	14,000
Ceylon (excluding Maldives)	44	82	30	23	5	52,501	56,500	13,185	31,868	6,661
Straits Settlements	13	7	12	7	8	4,600	6,000	6,200	8,700	14,400
Commonwealth of Australia	2,628	3,616	966	2,525	2,027	10,27,675	28,54,800	4,99,500	18,72,900	14,87,300
Other British Possessions	10	2	3	..	3	5,500	1,000	1,800	..	1,600
TOTAL BRITISH EMPIRE	2,969	4,036	1,310	2,916	2,382	16,88,974	37,26,258	10,82,525	24,05,102	20,83,481
France	1	19	1	..	34	500	10,500	400	..	26,720
Italy (including Fiume)	2	5	42	1,000	2,200	20,800
Iraq	452	904	610	721	599	1,36,300	2,70,300	1,91,000	2,17,000	1,79,600
Egypt	86	3	41	52	..	18,000	3,000	12,300	26,000	..
Other Foreign Countries	9	..	6	3	4	2,900	..	1,800	750	4,900
TOTAL FOREIGN COUNTRIES	498	926	660	781	679	1,57,700	2,83,800	2,07,400	2,46,850	2,32,020
Share of Bengal	1,238	2,148	73	1,233	661	6,63,750	22,04,505	1,36,531	13,04,800	9,08,579
„ Bombay	2,036	2,791	1,327	2,257	2,307	9,34,661	16,39,070	9,90,253	11,01,485	12,68,794
„ Sind	15	35	20	35	32	9,450	29,000	57,168	43,579	44,314
„ Madras	73	73	46	34	39	1,65,758	1,31,478	1,01,395	1,49,238	63,628
„ Burma	55	5	4	38	22	68,025	6,000	4,000	47,800	30,136
TOTAL	3,467	4,962	1,970	3,697	3,061	18,46,674	40,10,058	12,89,925	26,51,952	23,15,501
Other kinds (IV. B)—	No.	No.	No.	No.	No.					
United Kingdom (including Channel Islands)	2,062	1,323	1,553	1,028	1,359	1,60,442	1,05,746	1,11,931	1,10,082	1,33,478
Ceylon (excluding Maldives)	38	369	158	135	65	4,610	11,123	1,024	11,498	1,796
Kenya Colony	10	3	..	88	129	1,375	2,000	..	2,359	9,700
Commonwealth of Australia	163	135	377	216	127	12,149	9,487	37,514	13,024	11,717
Other British Possessions	348	317	110	96	1,338	3,695	5,632	3,923	2,195	6,194
TOTAL BRITISH EMPIRE	3,521	2,147	2,198	1,663	3,018	1,82,771	1,33,988	1,54,397	1,39,149	1,62,885
Germany	332	372	258	296	310	33,409	18,707	25,266	8,609	5,970
Netherlands	10	25	25	5,000	21,572	194
Japan	311	1,932	2	4	2,072	6,927	10,121	536	1,206	5,373
United States of America—										
Via Atlantic Coast	65	18	30	43	3	2,280	525	4,842	0,116	260
„ Pacific „	2	200
Other Foreign Countries	69	2,568	84	658	932	8,287	11,191	4,155	5,266	3,258
TOTAL FOREIGN COUNTRIES	789	4,910	374	1,001	3,342	56,103	62,116	34,799	21,197	16,455

ARTICLES, AND COUNTRIES OF CONSIGNMENT; ALSO SHARE OF EACH PROVINCE	QUANTITY					VALUE				
	1930-31	1931-32	1932-33	1933-34	1934-35	1930-31	1931-32	1932-33	1933-34	1934-35
Animals, living—continued										
<i>Other heads (IV. B)—continued</i>	No.	No.	No.	No.	No.	Rs	Rs	Rs	Rs	Rs
<i>Share of Bengal</i>	1,148	1,981	683	1,188	843	36,373	49,823	73,326	41,328	40,848
<i>" Bombay</i>	2,563	2,377	1,029	821	6,091	1,40,525	1,05,331	76,027	85,678	1,17,248
<i>" Sind</i>	35	1,558	243	113	63	24,787	19,636	17,249	9,601	3,948
<i>" Madras</i>	288	493	481	369	1,173	24,976	16,317	14,371	10,932	12,648
<i>" Burma</i>	149	243	127	168	120	13,103	11,497	7,923	2,843	2,748
TOTAL	4,310	7,057	2,572	2,664	6,380	2,38,874	1,96,104	1,89,198	1,60,346	1,78,232
Total Animals, Hides—	No.	No.	No.	No.	No.					
BRITISH EMPIRE	6,490	6,188	3,508	4,579	5,400	18,71,745	33,60,241	12,36,922	25,44,251	22,46,348
FOREIGN COUNTRIES	1,287	5,836	1,034	1,782	4,021	2,18,808	2,45,916	2,42,199	2,68,047	2,47,416
TOTAL	7,777	12,019	4,542	6,361	9,421	20,85,548	42,06,157	14,79,121	28,12,298	24,93,764
Apparel (excluding hosiery and boots and shoes)—										
<i>Apparel (including drapery, uniforms, accoutrements) (III. A) (a)—</i>										
United Kingdom (including Channel Islands)	—	—	—	—	—	22,31,067	19,74,571	16,16,494	16,47,428	—
Ceylon (including Maldives)	—	—	—	—	—	68,802	48,588	22,655	12,060	—
Straits Settlements	—	—	—	—	—	27,187	30,779	20,208	16,500	—
Hongkong	—	—	—	—	—	36,750	24,069	47,658	20,725	—
Union of South Africa	—	—	—	—	—	5,508	4,230	3,531	2,972	—
Kenya Colony	—	—	—	—	—	10,573	12,608	6,468	3,106	—
Commonwealth of Australia	—	—	—	—	—	4,661	5,004	2,992	6,118	—
Other British Possessions	—	—	—	—	—	4,270	6,699	6,333	4,799	—
TOTAL BRITISH EMPIRE	—	—	—	—	—	23,94,868	19,66,548	17,26,435	16,18,712	—
Sweden	—	—	—	—	—	704	8,119	5,326	1,028	—
Germany	—	—	—	—	—	6,24,587	2,05,941	2,08,991	2,02,596	—
Belgium	—	—	—	—	—	11,772	4,198	7,642	9,031	—
France	—	—	—	—	—	88,228	67,749	23,694	20,038	—
Switzerland	—	—	—	—	—	6,019	3,042	4,393	1,687	—
Italy (including Fiume)	—	—	—	—	—	1,26,008	70,045	20,564	13,255	—
Austria	—	—	—	—	—	12,062	5,234	5,240	3,413	—
China (exclusive of Hongkong and Macao)	—	—	—	—	—	86,872	1,20,518	1,16,724	1,34,415	—
Japan	—	—	—	—	—	14,57,680	15,85,068	18,52,200	21,06,508	—
United States of America— Via Atlantic Coast	—	—	—	—	—	1,21,279	1,05,628	50,100	44,423	—
" Pacific "	—	—	—	—	—	4,940	16,468	3,572	1,486	—
Other Foreign Countries	—	—	—	—	—	16,669	19,541	11,689	12,923	—
TOTAL FOREIGN COUNTRIES	—	—	—	—	—	25,62,045	22,06,629	23,18,685	25,50,803	—
<i>Share of Bengal</i>	—	—	—	—	—	16,22,828	18,05,813	9,05,091	7,82,397	—
<i>" Bombay</i>	—	—	—	—	—	19,37,301	16,18,320	20,36,341	22,05,072	—
<i>" Sind</i>	—	—	—	—	—	3,18,167	2,78,210	2,60,126	3,32,324	—
<i>" Madras</i>	—	—	—	—	—	2,74,500	2,36,333	2,29,867	2,15,901	—
<i>" Burma</i>	—	—	—	—	—	2,02,867	2,50,091	6,16,760	6,31,912	—
TOTAL	—	—	—	—	—	49,50,913	40,18,172	40,45,070	41,69,516	—

(a) Discontinued and shown under the sub-heads immediately following from 1934-35.

No. 10—continued

ARTICLES, AND COUNTRIES OF ORIGIN; ALSO NAME OF EACH PROVINCE	QUANTITY					VALUE				
	1930-31	1931-32	1932-33	1933-34	1934-35	1930-31	1931-32	1932-33	1933-34	1934-35
Woolen knitted apparel (excluding hosiery and boots and shoes)—continued					Lbs.					R
Woolen knitted apparel (including drapery, uniforms and accoutrements)—continued										
Cotton knitted fabrics(III-A)—(a)										
United Kingdom (including Channel Islands)					8,551					18,013
Other British Possessions					2,182					4,847
TOTAL BRITISH EMPIRE					5,738					17,860
Japan					68,898					92,014
Other Foreign Countries					2,150					2,614
TOTAL FOREIGN COUNTRIES					70,988					94,628
Share of Bengal					4,876					4,600
" Bombay					66,194					1,03,776
" Sind					5,473					3,306
" Madras					378					378
TOTAL					76,721					1,11,988
Woolen knitted apparel (III-A)(a)—United Kingdom (including Channel Islands)					Lbs.					
United Kingdom (including Channel Islands)					82,306					1,06,710
Other British Possessions					1,058					2,518
TOTAL BRITISH EMPIRE					83,454					1,09,228
Germany					2,347					5,314
Japan					220,506					6,48,167
Other Foreign Countries					1,177					5,666
TOTAL FOREIGN COUNTRIES					224,029					6,54,147
Share of Bengal					88,936					1,30,871
" Bombay					79,791					2,42,478
" Sind					35,480					67,104
" Madras					19,375					19,716
" Burma					100,908					3,13,806
TOTAL					257,488					7,68,876

(a) Separately recorded from 1934-35.

GENERAL IMPORTS

No. 10—continued

ARTICLES, AND COUNTRIES OF CONSIGNMENT; ALSO SHARE OF EACH PROVINCE	QUANTITY					VALUE				
	1930-31	1931-32	1932-33	1933-34	1934-35	1930-31	1931-32	1932-33	1933-34	1934-35
Apparel (excluding hosiery and boots and shoes) — continued										
Apparel (including drapery, uniforms and accoutrements) — continued										
Others (III, A) — (a)										
United Kingdom (including Channel Islands)	—	—	—	—	—	—	—	—	—	12,52
Ceylon (excluding Maldives)	—	—	—	—	—	—	—	—	—	12
Straits Settlements	—	—	—	—	—	—	—	—	—	16
Hongkong	—	—	—	—	—	—	—	—	—	23
Union of South Africa	—	—	—	—	—	—	—	—	—	3
Kenya Colony	—	—	—	—	—	—	—	—	—	3
Commonwealth of Australia	—	—	—	—	—	—	—	—	—	3
Other British Possessions	—	—	—	—	—	—	—	—	—	3
TOTAL BRITISH EMPIRE	—	—	—	—	—	—	—	—	—	19,25
Germany	—	—	—	—	—	—	—	—	—	71,3
Belgium	—	—	—	—	—	—	—	—	—	1,7
France	—	—	—	—	—	—	—	—	—	39,6
Italy (including Fiume)	—	—	—	—	—	—	—	—	—	19,8
Austria	—	—	—	—	—	—	—	—	—	1,9
Czechoslovakia	—	—	—	—	—	—	—	—	—	2,9
China (exclusive of Hongkong and Macao)	—	—	—	—	—	—	—	—	—	1,12,8
Japan	—	—	—	—	—	—	—	—	—	16,58,1
United States of America— Via Atlantic Coast	—	—	—	—	—	—	—	—	—	53,5
" Pacific "	—	—	—	—	—	—	—	—	—	2,3
Other Foreign Countries	—	—	—	—	—	—	—	—	—	10,4
TOTAL FOREIGN COUNTRIES	—	—	—	—	—	—	—	—	—	19,78,7
Share of Bengal	—	—	—	—	—	—	—	—	—	2,87,3
" Bombay	—	—	—	—	—	—	—	—	—	16,08,7
" Sind	—	—	—	—	—	—	—	—	—	2,85,1
" Madras	—	—	—	—	—	—	—	—	—	1,93,6
" Burma	—	—	—	—	—	—	—	—	—	2,20,6
TOTAL	—	—	—	—	—	—	—	—	—	33,04,0

(a) Separately reported from 1934-35.

No. 10—continued

ARTICLES, AND COUNTRIES OF CONSIGNMENT; ALSO SHARE OF EACH PROVINCE	QUANTITY					VALUE				
	1980-81	1981-82	1982-83	1983-84	1984-85	1980-81	1981-82	1982-83	1983-84	1984-85
						R	R	R	R	R
Apparel (excluding hosiery and boots and shoes)—continued										
Gold and silver threads* (III. A)—										
United Kingdom (including Channel Islands)	—	—	—	—	—	2,686	1,082	1,787	1,847	12,421
Ceylon (excluding Maldives)	—	—	—	—	—	10,728	2,479	41,456	11,532	5,417
Other British Possessions	—	—	—	—	—	166	17	236	211	55
TOTAL BRITISH EMPIRE	—	—	—	—	—	13,580	3,578	43,479	13,590	17,893
Germany	—	—	—	—	—	3,66,718	2,45,786	2,75,177	2,55,370	2,68,530
France	—	—	—	—	—	16,78,025	4,01,708	6,71,554	8,76,307	1,79,961
Japan	—	—	—	—	—	740	39	6,488	27	..
Other Foreign Countries	—	—	—	—	—	3,169	4,656	1,428	348	2,702
TOTAL FOREIGN COUNTRIES	—	—	—	—	—	20,88,647	6,52,187	9,54,592	11,82,047	4,51,263
Share of Bengal	—	—	—	—	—	90,834	71,328	75,518	34,794	29,835
" Bombay	—	—	—	—	—	4,93,635	2,49,704	4,73,089	3,39,086	1,83,145
" Sind	—	—	—	—	—	2,32,054	1,69,322	1,51,409	2,07,204	2,00,435
" Madras	—	—	—	—	—	12,21,706	1,68,892	2,97,772	64,328	51,993
" Burma	—	—	—	—	—	9,037	59	222	227	3,776
TOTAL	—	—	—	—	—	20,47,166	6,55,715	9,98,070	6,45,637	4,69,176
Hats, caps, bonnets and hatter's ware (III. A)—										
United Kingdom (including Channel Islands)	—	—	—	—	—	4,89,224	3,44,092	3,64,153	3,05,502	2,58,084
Hongkong	—	—	—	—	—	19,934	24,854	22,517	48,564	79,253
Other British Possessions	—	—	—	—	—	4,716	3,475	5,860	3,609	3,818
TOTAL BRITISH EMPIRE	—	—	—	—	—	5,13,874	3,72,391	3,92,530	3,57,735	3,41,155
Germany	—	—	—	—	—	58,078	47,615	18,307	86,840	12,576
France	—	—	—	—	—	27,300	2,081	17,802	6,189	24,922
Switzerland	—	—	—	—	—	5,522	47,876	19	59	22,396
Italy (including Trieste)	—	—	—	—	—	4,34,288	2,92,920	2,88,468	2,90,902	2,74,556
Austria	—	—	—	—	—	23,642	12,627	11,689	1,243	169
Czechoslovakia	—	—	—	—	—	3,40,100	4,88,468	2,72,584	2,89,328	4,07,237
Iraq	—	—	—	—	—	55,756	29,314	92
Java	—	—	—	—	—	2,749	2,351	6,365	..	5,120
Japan	—	—	—	—	—	3,83,913	4,72,305	6,77,319	8,65,186	10,06,400
United States of America— Vid Atlantic Coast	—	—	—	—	—	3,490	1,777	10,520	583	1,560
" Pacific "	—	—	—	—	—	1	6
Other Foreign Countries	—	—	—	—	—	5,374	4,579	2,867	5,761	11,840
TOTAL FOREIGN COUNTRIES	—	—	—	—	—	13,40,166	14,01,408	18,00,977	15,46,047	17,08,148
Share of Bengal	—	—	—	—	—	4,35,109	3,60,323	2,43,790	4,04,677	3,66,494
" Bombay	—	—	—	—	—	7,34,144	19,34,449	8,31,576	9,61,748	13,15,667
" Sind	—	—	—	—	—	90,193	94,933	1,22,085	1,61,375	86,994
" Madras	—	—	—	—	—	47,757	37,436	23,248	29,961	21,220
" Burma	—	—	—	—	—	5,45,337	2,46,658	4,18,308	3,52,141	3,18,925
TOTAL	—	—	—	—	—	18,64,040	17,73,790	19,93,007	19,03,702	21,09,363

* Inclusive of imports by postal packets referred to Collectors of Customs for assessment.

ARTICLES, AND COUNTRIES OF CONSIGNMENT; ALSO SHARE OF EACH PROVINCE	QUANTITY					VALUE				
	1930-31	1931-32	1932-33	1933-34	1934-35	1930-31	1931-32	1932-33	1933-34	1934-35
Apparel (excluding hosiery and boots and shoes)—continued						R	R	R	R	R
Lacelets (III. A)—	Lbs.	Lbs.	Lbs.	Lbs.	Lbs.					
United Kingdom (including Channel Islands)	4,689	290	12,222	614	4,125	7,039	863	17,072	978	5,357
Other British Possessions	6	28	28	7	..	8	39	50	8	..
TOTAL BRITISH EMPIRE	4,695	318	12,250	621	4,125	7,047	902	17,122	987	5,357
Germany	139,599	147,475	259,342	232,994	211,008	1,98,915	1,89,122	2,53,311	2,33,566	2,34,512
France	216,936	212,710	166,411	101,203	51,826	4,15,453	2,69,722	2,39,949	1,29,300	65,330
Austria	4,106	60	5,671	116
Other Foreign Countries	..	526	409	..	629	688
TOTAL FOREIGN COUNTRIES	450,641	366,781	425,753	334,197	263,243	6,20,039	4,59,590	5,03,260	4,12,866	3,00,530
Share of Bengal	45,695	26,321	52,244	36,243	29,336	64,101	29,218	30,122	49,353	32,274
" Bombay	369,292	154,496	175,225	73,166	47,221	4,14,206	1,95,526	2,43,206	99,928	64,201
" Sind	51,750	24,292	24,216	24,127	29,221	66,225	1,04,441	48,942	43,205	34,299
" Madras	57,562	101,207	124,609	211,291	166,429	20,752	1,20,467	2,29,952	2,26,012	1,68,242
" Burma	426	42	..	1	1	1,126	72	..	162	61
TOTAL	465,326	367,099	447,003	364,812	267,268	6,27,626	4,60,492	6,10,922	4,19,358	3,05,927
Second-hand clothing (III. A)—										
United Kingdom (including Channel Islands)	—	—	—	—	—	2,17,120	1,92,212	1,67,221	1,52,850	1,94,253
Other British Possessions	—	—	—	—	—	1,275	5,770	1,060	2,055	4,496
TOTAL BRITISH EMPIRE	—	—	—	—	—	2,18,395	1,99,982	1,68,281	1,54,905	1,98,749
Japan	—	—	—	—	—	7,240	14,550	560	2,252	97
United States of America—										
Via Atlantic Coast	—	—	—	—	—	9,54,151	8,06,614	6,62,491	6,70,679	7,22,680
" Pacific	—	—	—	—	—	841	372	821
Other Foreign Countries	—	—	—	—	—	9,068	4,757	2,820	1,699	9,127
TOTAL FOREIGN COUNTRIES	—	—	—	—	—	9,70,454	8,11,921	6,66,712	6,72,008	7,22,738
Share of Bengal	—	—	—	—	—	1,95,172	2,40,222	1,26,969	2,26,462	2,64,424
" Bombay	—	—	—	—	—	3,55,921	2,66,667	1,55,122	1,67,553	1,37,466
" Sind	—	—	—	—	—	2,06,757	6,02,420	4,94,222	4,22,121	4,21,000
" Madras	—	—	—	—	—	16,529	5,422	1,749	2,050	2,124
" Burma	—	—	—	—	—	24,224	767	5,622	5,451	1,216
TOTAL	—	—	—	—	—	11,62,949	11,15,509	8,84,922	8,29,942	9,27,424
Water-proofed clothing (III. A)—										
United Kingdom (including Channel Islands)	—	—	—	—	—	4,08,627	1,42,722	2,02,962	1,20,921	1,35,922
Hongkong	—	—	—	—	—	4,901	5,117	6,102	1,522	725
Other British Possessions	—	—	—	—	—	1,526	522	12	172	1,922
TOTAL BRITISH EMPIRE	—	—	—	—	—	4,15,054	1,48,361	2,10,076	1,22,615	1,38,719
Germany	—	—	—	—	—	14,222	712	261	111	..
Austria	—	—	—	—	—	5,722	..	7,219
Hungary	—	—	—	—	—	..	624	..	5,474	..
Japan	—	—	—	—	—	502	4,421	11,622	44,129	1,01,210
Other Foreign Countries	—	—	—	—	—	2,224	2,172	9,217	25	20
TOTAL FOREIGN COUNTRIES	—	—	—	—	—	22,222	7,921	29,922	49,709	1,01,220

No. 10—continued

ARTICLES, AND COUNTRIES OF CONSIGNMENT; ALSO SHARE OF EACH PROVINCE	QUANTITY					VALUE				
	1930-31	1931-32	1932-33	1933-34	1934-35	1930-31	1931-32	1932-33	1933-34	1934-35
Apparel (excluding hosiery and boots and shoes)—concluded						R	R	R	R	R
Water-proofed clothing (III. A) —continued										
Share of Bengal	—	—	—	—	—	73,230	34,589	20,172	28,308	60,411
„ Bombay	—	—	—	—	—	2,72,131	64,137	1,55,733	1,11,938	1,18,319
„ Sind	—	—	—	—	—	5,655	4,382	8,204	7,363	8,359
„ Madras	—	—	—	—	—	4,223	5,017	4,099	3,555	3,023
„ Burma	—	—	—	—	—	52,603	59,309	49,408	31,312	44,423
TOTAL	—	—	—	—	—	4,38,017	1,57,434	2,39,016	1,62,486	2,40,541
Total value of Apparel—										
United Kingdom (including Channel Islands)	—	—	—	—	—	83,57,223	22,58,124	23,71,291	21,30,526	19,76,448
Ceylon (excluding Maldives)	—	—	—	—	—	74,668	54,796	65,222	25,503	25,953
Straits Settlements	—	—	—	—	—	42,532	34,938	22,423	19,533	25,524
Hongkong	—	—	—	—	—	61,720	54,055	76,540	71,092	1,04,554
Union of South Africa	—	—	—	—	—	5,948	4,280	3,531	2,972	4,001
Kenya Colony	—	—	—	—	—	10,573	12,908	9,238	6,240	3,337
Commonwealth of Australia	—	—	—	—	—	4,884	5,004	3,411	6,271	5,943
Other British Possessions	—	—	—	—	—	5,929	8,305	6,375	4,810	5,895
TOTAL BRITISH EMPIRE	—	—	—	—	—	85,63,537	25,32,455	25,58,031	22,78,647	21,53,705
Sweden	—	—	—	—	—	704	3,119	5,826	1,028	264
Germany	—	—	—	—	—	12,52,796	6,89,514	8,57,993	8,33,177	5,97,030
Netherlands	—	—	—	—	—	1,009	486	547	75	5,421
Belgium	—	—	—	—	—	13,746	4,666	8,323	10,627	6,466
France	—	—	—	—	—	22,00,379	7,41,567	9,53,858	5,33,196	3,09,250
Switzerland	—	—	—	—	—	11,541	50,418	4,412	1,745	22,897
Italy (including Fiume)	—	—	—	—	—	5,72,209	3,04,426	3,13,543	3,04,370	2,95,642
Austria	—	—	—	—	—	48,414	19,854	26,110	4,666	2,490
Hungary	—	—	—	—	—	—	3,239	—	5,474	831
Czechoslovakia	—	—	—	—	—	3,44,819	4,01,034	2,78,375	2,91,290	4,12,589
Iraq	—	—	—	—	—	62,945	37,692	1,342	729	897
Java	—	—	—	—	—	3,050	5,011	6,474	3,209	5,255
China (exclusive of Hong- kong and Macao)	—	—	—	—	—	29,062	1,26,450	1,19,934	1,84,625	1,17,316
Japan	—	—	—	—	—	18,50,231	20,76,388	25,48,147	30,18,168	35,01,693
United States of America— Via Atlantic Coast	—	—	—	—	—	10,79,760	10,04,623	7,26,509	7,15,640	7,91,306
„ Pacific „	—	—	—	—	—	4,940	16,463	3,413	1,259	3,376
Other Foreign Countries	—	—	—	—	—	13,573	8,611	8,602	13,201	14,232
TOTAL FOREIGN COUNTRIES	—	—	—	—	—	75,49,234	56,43,060	58,63,198	58,72,070	60,88,033
Share of Bengal	—	—	—	—	—	24,82,190	19,62,242	14,66,723	15,96,926	18,73,240
„ Bombay	—	—	—	—	—	42,37,888	37,10,273	39,37,742	33,88,626	33,84,453
„ Sind	—	—	—	—	—	12,79,701	12,53,778	10,32,555	11,81,092	11,06,730
„ Madras	—	—	—	—	—	16,45,573	5,72,272	7,92,677	5,32,216	4,61,149
„ Burma	—	—	—	—	—	14,67,414	6,86,956	10,30,442	10,31,133	9,11,239
TOTAL	—	—	—	—	—	1,11,12,771	81,76,121	84,21,139	81,50,717	82,41,791

GENERAL IMPORTS

No. 10—continued

ARTICLES, AND COUNTRIES OF CONSIGNMENT; ALSO SHARE OF EACH PROVINCE	QUANTITY					VALUE				
	1930-31	1931-32	1932-33	1933-34	1934-35	1930-31	1931-32	1932-33	1933-34	1934-35
Arms, Ammunition, and Military stores—										
Cartridge cases—										
Filled—										
Shot gun cartridges, filled (III. B)—	No.	No.	No.	No.	No.					
United Kingdom (including Channel Islands)	9,791,742	9,897,785	9,562,193	9,082,085	8,634,252	7,23,852	6,82,977	6,48,305	6,16,859	5,9
Other British Possessions	5,110	1,014	1,358	721	1,460	580	286	108	108	
TOTAL BRITISH EMPIRE	9,796,852	9,898,799	9,563,551	9,082,756	8,635,712	7,24,432	6,84,213	6,48,413	6,16,967	5,9
Germany	695,925	628,700	245,400	109,250	282,255	47,538	42,808	20,426	8,762	
Belgium	1,264,475	381,050	1,403,425	385,100	210,025	68,802	20,471	76,220	20,357	
United States of America—										
Via Atlantic Coast	1,385,276	1,239,100	188,465	402,325	918,225	90,125	85,798	14,438	25,207	
Other Foreign Countries	2,068	1,492	5,799	100	678	247	254	577	6	
TOTAL FOREIGN COUNTRIES	3,297,744	2,859,342	1,843,689	956,675	1,411,183	2,06,847	1,49,326	1,11,656	54,282	5,9
Share of Bengal	1,270,397	1,496,275	1,287,206	1,260,225	1,721,699	80,180	1,02,005	1,21,742	79,294	1,9
" <i>Bombay</i>	4,704,107	4,669,092	3,328,657	3,481,610	3,416,242	3,35,893	3,17,227	2,39,847	2,38,234	2,9
" <i>Sind</i>	4,762,468	3,214,822	4,186,542	3,727,563	3,349,160	3,32,548	2,82,101	2,69,052	2,48,289	2,9
" <i>Madras</i>	454,568	592,780	515,712	646,735	354,372	32,602	40,202	37,400	48,085	
" <i>Burma</i>	1,903,067	1,675,322	1,449,423	872,308	1,145,221	1,47,056	1,21,944	1,02,022	91,616	
TOTAL	12,094,595	12,249,091	11,406,540	10,029,421	10,046,895	9,31,270	8,38,589	7,60,069	6,71,188	6,7
Rifle and other Cartridges filled (III. B)—										
United Kingdom (including Channel Islands)	No.	No.	No.	No.	No.					
Other British Possessions	2,614,798	15,618,911	7,767,224	4,686,295	2,792,798	1,89,640	10,23,122	6,79,893	3,52,749	1,9
Other British Possessions	5,066	5,228	4,721	11,564	3,457	740	700	558	2,200	
TOTAL BRITISH EMPIRE	2,619,864	15,624,149	7,771,945	4,707,859	2,796,255	1,90,386	10,23,822	6,80,451	3,54,949	1,9
Germany	435,211	3,858,855	142,900	116,058	52,264	29,385	59,007	10,588	7,784	
Belgium	73,324	85,650	18,200	60,500	111,600	4,385	2,275	1,226	3,207	
United States of America—										
Via Atlantic Coast	1,005,805	1,475,762	644,276	950,246	827,670	64,646	45,549	21,828	26,527	
Other Foreign Countries	5,275	9,188	9,855	662	2,869	506	1,521	700	95	
TOTAL FOREIGN COUNTRIES	2,410,615	4,870,455	815,231	1,128,057	1,054,403	69,428	1,07,852	24,402	37,562	1,9
Share of Bengal	1,843,619	1,944,533	1,360,403	1,664,669	867,964	1,19,911	1,28,601	83,660	1,09,226	1,9
" <i>Bombay</i>	1,766,270	1,366,885	1,011,559	1,271,910	1,059,216	97,973	81,441	69,833	72,602	
" <i>Sind</i>	675,545	18,737,607	5,504,921	2,376,427	2,615,977	20,868	3,91,692	5,27,611	1,92,948	
" <i>Madras</i>	529,993	172,158	420,901	226,224	122,708	22,696	6,332	24,411	11,352	
" <i>Burma</i>	324,161	323,421	289,892	197,466	144,722	17,461	22,602	9,632	6,123	
TOTAL	5,039,479	20,503,604	8,587,176	5,225,916	4,850,658	2,89,809	11,31,174	7,14,852	8,92,512	1,9
Total Filled (III. B)—										
United Kingdom (including Channel Islands)	No.	No.	No.	No.	No.					
Other British Possessions	12,400,540	25,516,646	17,329,417	13,778,380	12,427,045	9,19,493	17,07,099	13,28,198	9,09,008	
Other British Possessions	10,179	6,252	5,979	12,225	4,917	1,320	930	606	2,303	
TOTAL BRITISH EMPIRE	12,410,719	25,522,898	17,335,396	13,790,605	12,431,962	9,14,813	17,08,029	13,28,804	9,11,311	

No. 10—continued

ARTICLES, AND COUNTRIES OF CONSIGNMENT; ALSO SHARE OF EACH PROVINCE	QUANTITY					VALUE				
	1930-31	1931-32	1932-33	1933-34	1934-35	1930-31	1931-32	1932-33	1933-34	1934-35
Arms, Ammunition, and Military stores—continued										
Cartridge cases—continued										
Total Filled (III. B)—continued .	No.	No.	No.	No.	No.					
Germany	1,131,186	3,987,555	398,800	225,308	384,519	77,468	1,00,815	31,009	16,406	26,839
Belgium	1,337,799	416,700	1,421,625	445,000	321,625	78,378	22,746	77,456	28,464	19,082
United States of America— Via Atlantic Coast	3,241,081	2,814,362	832,741	1,413,071	1,805,805	1,54,771	1,81,342	36,316	51,734	76,579
Other Foreign Countries	7,343	10,680	15,654	753	3,547	753	1,775	1,277	101	534
TOTAL FOREIGN COUNTRIES	5,717,359	7,229,797	2,658,320	2,084,732	2,465,586	2,06,270	2,56,678	1,46,058	91,795	1,22,334
Share of Bengal	3,113,997	3,440,308	3,247,609	2,014,294	2,379,654	2,10,021	2,30,606	2,05,402	1,88,620	1,73,434
" <i>Bombay</i>	6,470,377	5,934,977	4,409,216	4,853,520	4,475,508	4,56,866	3,98,728	2,99,489	3,11,496	2,95,168
" <i>Sind</i>	5,338,014	20,552,229	9,690,463	6,164,000	5,965,137	3,53,416	11,43,794	7,96,663	4,41,207	4,21,731
" <i>Madras</i>	984,559	765,938	936,613	572,759	437,080	56,198	47,040	61,817	54,633	39,367
" <i>Burma</i>	2,227,313	2,068,743	1,718,315	1,070,774	1,399,169	1,64,517	1,44,545	1,11,560	67,739	89,946
TOTAL	18,134,075	32,752,695	19,993,716	15,875,347	14,897,548	12,21,088	19,64,713	14,74,922	10,63,700	10,10,516
Empty (III. B)—										
United Kingdom (including Channel Islands)	563,363	529,193	555,756	443,482	552,504	21,216	17,453	18,532	15,029	17,955
Other British Possessions	50	1,098	200	817	..	2	5	3	14	..
TOTAL BRITISH EMPIRE	563,413	530,291	555,956	444,299	552,504	21,218	17,458	18,535	15,043	17,955
Germany	443,307	281,925	311,900	279,900	230,125	12,632	7,688	8,040	7,122	5,782
Other Foreign Countries	100,100	28,056	57,553	80,500	8,650	2,387	780	1,566	581	246
TOTAL FOREIGN COUNTRIES	543,407	309,981	369,453	310,400	238,775	15,019	8,468	9,606	7,703	6,028
Share of Bengal	381,363	335,768	703,465	604,707	692,426	29,921	21,393	21,079	17,363	21,036
" <i>Bombay</i>	169,800	101,200	84,894	81,150	75,300	4,523	2,327	2,631	2,544	2,230
" <i>Sind</i>	39,150	37,090	117,000	36,300	14,753	939	989	3,373	865	472
" <i>Madras</i>	3,550	6,050	1,300	32,190	1,300	37	153	51	1,029	45
" <i>Burma</i>	13,757	19,354	18,750	19,542	7,500	788	489	1,098	445	300
TOTAL	1,108,320	840,272	925,409	754,699	791,279	36,237	25,926	25,141	22,746	23,983
Total Cartridge cases—										
United Kingdom (including Channel Islands)	12,980,903	26,045,839	17,885,173	14,221,812	12,979,549	9,34,714	17,24,552	13,46,730	9,34,631	9,05,322
Other British Possessions	10,226	7,350	6,179	13,103	4,017	1,322	941	669	2,317	475
TOTAL BRITISH EMPIRE	12,991,129	26,053,189	17,891,352	14,234,914	12,983,566	9,36,036	17,25,493	13,47,399	9,36,948	9,05,797
Germany	1,574,443	4,269,480	700,200	505,208	564,844	90,100	1,03,508	89,049	23,618	32,221
Belgium	1,432,799	441,700	1,468,825	475,100	327,625	75,396	23,261	78,824	24,045	19,205
United States of America— Via Atlantic Coast	3,246,181	2,816,362	832,741	1,413,071	1,808,395	1,55,050	1,31,442	36,316	51,734	75,699
Other Foreign Countries	7,343	11,736	26,007	753	3,697	753	1,940	1,475	101	337
TOTAL FOREIGN COUNTRIES	6,260,703	7,539,778	3,027,773	2,395,132	2,704,361	3,21,239	2,65,146	1,55,664	99,498	1,22,532
Share of Bengal	3,995,470	4,126,576	3,951,074	3,519,001	3,372,950	2,40,013	2,51,999	2,26,431	2,06,433	1,93,460
" <i>Bombay</i>	6,640,177	6,032,177	4,435,110	4,934,670	4,560,398	4,41,339	4,01,615	3,02,111	3,14,040	2,97,398
" <i>Sind</i>	5,377,164	20,559,229	9,897,463	6,309,290	6,979,290	3,64,364	11,44,733	3,00,026	4,12,072	4,22,293
" <i>Madras</i>	987,109	771,933	937,913	394,359	438,330	56,235	47,398	61,868	53,667	31,913
" <i>Burma</i>	2,240,375	2,068,997	1,737,505	1,081,316	1,397,669	1,65,335	1,46,034	1,13,568	69,121	99,146
TOTAL	19,140,895	33,592,967	20,919,125	16,689,046	15,688,827	12,57,326	19,90,639	15,03,063	10,86,446	10,34,219

ARTICLES, AND COUNTRIES OF CONSIGNMENT; ALSO SHARE OF EACH PROVINCE	QUANTITY					VALUE				
	1930-31	1931-32	1932-33	1933-34	1934-35	1930-31	1931-32	1932-33	1933-34	1934-35
						R	R	R	R	R
Arms, Ammunition and Military stores—continued										
Explosives—										
Blasting fuse (III. B)—										
	Lbs.—	Lbs.—	Lbs.—	Lbs.—	Lbs.—					
	No. of Coils	No. of Coils	No. of Coils	No. of Coils	No. of Coils					
United Kingdom (including Channel Islands)	405,215 —1,889,340	294,208 —1,097,365	322,446 —1,169,138	342,133 —1,164,240	407,078 —1,465,840	4,47,644	2,90,230	2,76,437	2,89,571	3,00,000
Gibraltar	::	::	450 —1,500	::	::	::	::	241	::	::
TOTAL BRITISH EMPIRE	405,215 —1,889,340	294,208 —1,097,365	322,896 —1,170,638	342,133 —1,164,240	407,078 —1,465,840	4,47,644	2,90,230	2,76,678	2,89,571	3,00,000
Poland (including Danzig)	::	::	::	905 —3,900	22,144 —76,270	::	::	::	644	11,000
Germany	132,024 —444,200	158,085 —515,080	119,926 —426,300	142,138 —501,300	132,100 —424,760	77,101	86,121	63,812	73,668	66,000
Belgium	18,830 —55,500	31,640 —100,500	40,103 —122,430	5,606 —17,806	32,960 —66,000	9,531	14,505	10,062	3,802	5,000
France	39,945 —102,815	49,453 —224,100	28,054 —103,870	3,360 —2,327	8,009 —15,936	26,693	32,909	16,314	4,202	7,000
Other Foreign Countries	::	98 —200	::	10 —18	6,095 —16,803	::	110	::	8	2,000
TOTAL FOREIGN COUNTRIES	190,709 —662,515	239,221 —839,380	188,088 —652,600	152,014 —525,240	191,308 —598,759	1,19,325	1,32,655	99,188	81,714	90,000
Share of Bengal	272,059 —952,300	231,023 —863,140	202,673 —696,070	226,237 —787,900	275,132 —923,900	2,27,719	1,95,372	1,24,147	1,46,109	1,50,000
" Bombay	111,968 —433,525	102,354 —435,865	127,699 —519,168	91,336 —365,349	129,377 —468,699	81,692	67,068	72,347	60,062	63,000
" Sind	2,308 —45,190	17,155 —86,240	7,065 —28,500	10,001 —43,100	11,423 —48,000	8,552	14,467	6,573	10,067	11,000
" Madras	143,595 —479,300	109,349 —436,300	140,927 —491,000	139,767 —484,740	158,645 —556,000	1,59,369	1,22,641	1,31,548	1,17,259	1,47,000
" Burma	55,038 —141,540	17,043 —45,300	32,620 —88,500	27,266 —80,900	24,634 —68,100	83,437	24,330	43,261	38,683	24,000
TOTAL	596,014 —2,051,855	533,429 —1,937,245	510,984 —1,823,238	494,147 —1,689,489	599,286 —2,064,599	5,60,069	4,23,685	3,75,866	3,71,255	4,04,000
Blasting gelatine (III. B)—										
United Kingdom (including Channel Islands)	Lbs. 304,250	Lbs. 444,600	Lbs. 405,500	Lbs. 600,400	Lbs. 594,650	2,59,912	3,75,320	3,47,070	5,23,812	5,00,000
Other British Possessions	::	::	::	::	50	::	::	::	::	::
TOTAL BRITISH EMPIRE	304,250	444,600	405,500	600,400	594,650	2,59,912	3,75,320	3,47,070	5,23,812	5,00,000
Belgium	::	7,000	28,000	::	::	::	7,640	28,155	::	::
Other Foreign Countries	::	::	::	::	300	::	::	::	::	::
TOTAL FOREIGN COUNTRIES	::	7,000	28,000	::	300	::	7,640	28,155	::	::
Share of Bengal	5,050	50	10,000	5,100	35,000	4,329	43	3,570	4,373	20,000
" Bombay	30,450	38,050	6,000	1,350	23,500	25,321	30,529	5,263	1,109	16,000
" Sind	::	::	1,000	::	::	::	::	384	::	::
" Madras	265,750	385,500	388,500	473,000	519,850	2,24,815	3,36,793	3,32,363	3,97,195	4,37,000
" Burma	3,000	28,000	23,000	120,450	27,600	4,947	25,595	23,155	1,21,126	28,000
TOTAL	304,250	451,600	438,500	600,400	594,950	2,59,912	3,32,900	3,75,225	5,23,812	5,07,000
Dynamite (III. B)—										
United Kingdom (including Channel Islands)	Lbs. 337,000	Lbs. 155,000	Lbs. 50,000	Lbs. 183,750	Lbs. 242,500	2,63,700	1,12,186	86,237	1,48,778	1,50,000
Belgium	::	18,500	12,500	44,150	::	::	28,605	18,555	1,16,000	::
Other Foreign Countries	::	::	::	::	1,394	::	::	::	::	::
TOTAL FOREIGN COUNTRIES	::	18,500	12,500	44,150	1,394	::	28,605	18,555	1,16,000	::
Share of Bengal	235,000	110,000	30,000	75,000	153,394	1,32,706	76,536	21,670	54,225	1,10,000
" Bombay	12,500	15,000	::	21,250	5,500	3,761	10,979	::	15,329	2,000
" Sind	::	::	5,000	44,150	::	::	::	3,732	1,16,000	::
" Madras	70,000	30,000	16,000	60,000	75,000	80,362	31,071	10,330	43,331	28,000
" Burma	39,800	18,500	12,800	27,500	10,000	41,872	28,605	18,555	25,393	16,000
TOTAL	337,000	178,500	62,500	227,900	243,894	2,63,700	1,40,791	54,792	2,64,778	1,57,000

No. 10—continued

ARTICLES, AND COUNTRIES OF CONSIGNMENT; ALSO SHARE OF EACH PROVINCE	QUANTITY					VALUE				
	1930-31	1931-32	1932-33	1933-34	1934-35	1930-31	1931-32	1932-33	1933-34	1934-35
Arms, Ammunition, and Military stores—continued										
Explosives—continued										
Gelatine Dynamite (III. B)— United Kingdom (including Channel Islands)	Lbs. 987,000	Lbs. 936,250	Lbs. 549,750	Lbs. 760,100	Lbs. 1,106,400	R 8,34,691	R 6,78,378	R 3,89,794	R 6,16,864	R 8,78,181
Belgium	83,500	146,500	97,658	1,30,700
Japan	2,006	1,479
TOTAL FOREIGN COUNTRIES	..	85,506	146,500	99,132	1,30,700
Share of Bengal	461,000	560,200	390,000	420,000	613,750	3,33,921	4,00,244	2,69,206	2,92,061	4,26,379
.. Bombay	89,950	117,550	6,250	40,000	85,000	66,389	86,168	4,746	29,374	61,609
.. Madras	266,050	268,500	153,500	139,800	228,150	2,00,739	1,91,976	1,16,842	1,24,934	1,73,664
.. Burma	170,000	85,506	146,500	160,500	179,500	2,33,662	99,132	1,30,700	1,70,506	2,16,636
TOTAL	987,000	1,021,756	696,250	760,100	1,106,400	8,34,691	7,77,510	6,20,494	6,16,864	8,78,181
OTHER NITRO-COMPOUND EX- PLOSIVES (III. B)—	Lbs.	Lbs.	Lbs.	Lbs.	Lbs.					
United Kingdom (including Channel Islands)	70,000	41,093
Germany	2,400	182
Share of Bengal	70,000	41,093
.. Bombay	2,400	182
TOTAL	70,000	2,400	41,093	182
Detonators (III. B)— United Kingdom (including Channel Islands)	No. 6,858,486	No. 5,058,789	No. 2,776,850	No. 4,491,150	No. 5,871,537	2,22,222	1,55,554	78,006	1,28,039	1,48,610
Other British Possessions	48	800	..	48	71
TOTAL BRITISH EMPIRE	6,858,486	5,058,837	2,776,850	4,491,150	5,872,337	2,22,222	1,55,602	78,006	1,28,039	1,48,681
Belgium	275,000	460,000	10,000	14,432	24,472	88,000	..
Other Foreign Countries	85	10,072	144	..	1,700	257	420	10	..	1,080
TOTAL FOREIGN COUNTRIES	85	285,072	460,144	10,000	1,700	257	14,852	24,482	88,000	1,080
Share of Bengal	2,935,000	2,222,000	803,000	1,685,000	2,470,000	1,23,071	1,03,268	39,263	47,551	69,829
.. Bombay	757,059	570,586	33,850	155,150	543,500	22,268	10,318	4,585	5,312	11,965
.. Sind	12	..	10,144	10,000	1,700	191	..	1,291	33,000	1,080
.. Madras	2,482,600	2,266,300	1,925,000	1,971,000	1,533,337	39,010	42,062	30,357	36,108	38,293
.. Burma	679,000	285,024	460,000	680,000	825,300	37,949	14,816	34,472	34,618	38,704
TOTAL	6,858,571	5,343,909	3,236,904	4,501,150	5,373,737	2,22,479	1,70,454	97,483	1,56,639	1,49,761
Others (III. B)—	Lbs.	Lbs.	Lbs.	Lbs.	Lbs.					
United Kingdom (including Channel Islands)	312,186	213,210	169,615	135,563	86,280	1,69,541	1,27,130	1,00,895	84,621	50,590
Other British Possessions	8	15
TOTAL BRITISH EMPIRE	312,186	213,210	169,615	135,563	86,288	1,69,541	1,27,130	1,00,895	84,621	50,605
TOTAL FOREIGN COUNTRIES	5,025	242	..	1,388	386	2,521	966	..	2,492	1,200
Share of Bengal	199,000	100,000	97,250	82,250	78,800	1,01,357	57,507	55,144	47,451	45,301
.. Bombay	87,598	43,510	32,250	19,400	7,125	49,961	24,686	18,308	7,928	4,098
.. Sind	152	15,342	2,065	1,388	691	302	3,422	1,162	2,492	2,393
.. Madras	30,461	54,709	38,050	40,850	..	30,442	37,481	26,281	29,119	..
.. Burma	63	3	123	15
TOTAL	317,211	213,452	169,615	136,951	86,619	1,72,062	1,28,096	1,00,895	87,113	51,805
Total Explosives—										
United Kingdom (including Channel Islands)	22,28,803	17,38,709	12,28,439	17,87,286	21,10,447
Other British Possessions	18	241	..	274
TOTAL BRITISH EMPIRE	22,28,803	17,38,845	12,28,680	17,87,286	21,10,721

ARTICLES, AND COUNTRIES OF CONSIGNMENT; ALSO SHARE OF EACH PROVINCE	QUANTITY					VALUE				
	1930-31	1931-32	1932-33	1933-34	1934-35	1930-31	1931-32	1932-33	1933-34	1934-35
Arms, Ammunition and Military stores—continued						R	R	R	R	R
Explosives—concluded										
Total Explosives—continued										
Poland (including Danzig)	—	—	—	—	—	644	11,0
Germany	—	—	—	—	—	77,101	86,771	68,822	73,658	68,4
Belgium	—	—	—	—	—	9,531	1,62,836	2,20,944	1,52,802	8,0
France	—	—	—	—	—	24,693	32,900	16,314	5,194	8,0
Other Foreign Countries	—	—	—	—	—	2,778	2,516	..	8	3,4
TOTAL FOREIGN COUNTRIES	—	—	—	—	—	1,16,108	2,85,022	2,01,080	2,33,206	99,4
Share of Bengal	—	—	—	—	—	9,94,135	3,35,370	5,16,020	5,90,769	3,53,3
" Bombay	—	—	—	—	—	3,54,862	3,29,913	1,05,339	1,19,514	1,75,5
" Sind	—	—	—	—	—	2,446	14,407	11,647	1,61,859	14,9
" Madras	—	—	—	—	—	6,94,337	7,13,555	6,47,721	7,43,946	3,26,1
" Burma	—	—	—	—	—	4,01,667	2,29,968	3,45,133	4,00,808	3,35,4
TOTAL	—	—	—	—	—	23,54,906	20,23,878	15,24,760	20,20,401	22,10,3
Firearms, and parts thereof—										
Firearms (III. B)—	No.	No.	No.	No.	No.					
United Kingdom (including Channel Islands)	14,256	25,716	14,371	8,015	6,380	10,83,314	18,95,300	9,43,578	7,30,377	6,56,8
Ceylon (excluding Maldives)	131	92	120	85	23	7,995	3,207	7,262	6,541	2,4
Straits Settlements	107	51	108	20	18	8,980	3,020	5,942	844	1,5
Hongkong	113	5	11	4	48	8,368	226	713	252	2,0
Kenya Colony	51	49	92	77	56	4,610	4,147	3,203	31,286	4,2
Other British Possessions	40	47	52	79	74	3,126	3,134	3,572	5,590	6,3
TOTAL BRITISH EMPIRE	14,698	25,960	14,754	8,291	6,618	11,21,293	19,14,004	9,69,275	7,74,890	6,70,0
Germany	2,723	4,915	1,123	1,361	898	1,53,755	2,65,326	70,916	93,161	65,2
Belgium	2,301	3,147	1,692	1,080	955	80,265	1,14,042	64,683	40,615	36,2
France	322	352	88	34	24	23,251	23,353	9,604	2,672	4,3
Spain	12	66	59	127	122	825	6,841	3,835	7,027	7,1
Japan	167	15	15	6	7	16,559	415	554	530	2
United States of America— Via Atlantic Coast	3,708	3,647	1,370	1,923	1,252	1,27,047	1,31,526	48,333	52,654	41,0
" Pacific "	3	267	..
Other Foreign Countries	185	172	168	131	164	13,776	11,008	3,680	9,359	11,7
TOTAL FOREIGN COUNTRIES	9,307	12,234	4,520	4,615	3,422	4,20,438	5,52,431	2,06,660	2,06,285	1,69,6
Share of Bengal	4,163	3,783	2,502	1,935	1,504	3,65,099	4,01,362	1,66,475	1,43,911	1,22,3
" Bombay	12,306	9,477	7,145	7,077	4,636	3,52,115	7,43,020	5,82,523	6,02,646	4,74,4
" Sind	3,367	18,065	7,364	2,315	2,740	2,10,730	10,32,924	3,26,022	1,79,855	1,38,3
" Madras	1,352	309	439	455	426	61,424	32,337	13,247	19,033	11,4
" Burma	2,312	5,460	1,334	364	673	1,62,422	2,53,762	70,689	36,329	43,4
TOTAL	24,005	38,194	19,274	12,895	10,035	15,41,781	24,66,525	11,75,935	9,81,175	8,44,1
Parts of Firearms (III. B)—										
United Kingdom (including Channel Islands)	—	—	—	—	—	10,062	43,142	13,857	11,592	6,4
Other British Possessions	—	—	—	—	—	..	305	67	6	..
TOTAL BRITISH EMPIRE	—	—	—	—	—	10,062	43,537	13,924	11,598	6,4
TOTAL FOREIGN COUNTRIES	—	—	—	—	—	2,204	3,265	860	1,317	1,2
Share of Bengal	—	—	—	—	—	3,613	31,371	9,345	7,131	6,4
" Bombay	—	—	—	—	—	4,363	7,373	3,119	3,907	6,4
" Sind	—	—	—	—	—	1,324	3,137	286	273	..
" Madras	—	—	—	—	—	460	317	38	311	..
" Burma	—	—	—	—	—	3,501	4,134	1,659	1,938	..
TOTAL	—	—	—	—	—	12,266	46,802	14,792	12,915	7,6

No. 10—continued

ARTICLES, AND COUNTRIES OF CONSIGNMENT; ALSO TABLE OF EACH PROVINCE	QUANTITY					VALUE				
	1930-31	1931-32	1932-33	1933-34	1934-35	1930-31	1931-32	1932-33	1933-34	1934-35
Arms, Ammunition and Military stores—continued						R	R	R	R	R
Firearms and parts thereof—continued										
Total value of Firearms and parts thereof—										
United Kingdom (including Channel Islands)	—	—	—	—	—	10,98,276	19,38,502	9,57,435	7,41,969	6,65,260
Ceylon (excluding Maldives)	—	—	—	—	—	7,995	8,597	7,262	6,547	2,510
Straits Settlements	—	—	—	—	—	8,980	8,025	5,968	844	1,561
Hongkong	—	—	—	—	—	8,868	226	718	252	2,691
Kenya Colony	—	—	—	—	—	4,610	4,147	8,249	31,236	4,233
Other British Possessions	—	—	—	—	—	8,126	8,184	3,632	5,590	6,268
TOTAL BRITISH EMPIRE	—	—	—	—	—	11,81,355	19,57,631	9,88,259	7,86,468	6,92,542
Germany	—	—	—	—	—	1,59,940	2,67,451	71,238	93,936	66,358
Belgium	—	—	—	—	—	80,887	1,15,215	64,710	40,631	30,971
France	—	—	—	—	—	28,301	22,408	9,604	2,672	4,533
Spain	—	—	—	—	—	835	6,841	3,885	7,030	7,128
Japan	—	—	—	—	—	16,559	415	554	530	696
United States of America—										
Vid Atlantic Coast	—	—	—	—	—	1,27,894	1,32,303	48,802	58,134	42,424
" Pacific "	—	—	—	—	—	—	—	—	267	—
Other Foreign Countries	—	—	—	—	—	18,776	11,008	8,676	9,409	11,713
TOTAL FOREIGN COUNTRIES	—	—	—	—	—	4,22,692	5,55,696	2,07,469	2,07,608	1,69,833
Share of Bengal	—	—	—	—	—	2,68,708	4,22,633	1,77,320	1,51,042	1,22,022
" Bombay	—	—	—	—	—	8,56,478	7,51,053	5,85,634	6,06,612	4,30,670
" Sind	—	—	—	—	—	2,12,054	10,37,121	3,26,308	1,79,623	1,22,571
" Madras	—	—	—	—	—	61,324	34,704	18,235	19,349	11,564
" Burma	—	—	—	—	—	1,64,923	2,57,916	72,631	37,454	48,638
TOTAL	—	—	—	—	—	15,54,047	25,13,927	11,90,722	9,94,000	8,52,375
Gunpowder, Black (III. B)—	Lbs.	Lbs.	Lbs.	Lbs.	Lbs.					
United Kingdom (including Channel Islands)	48,600	55,400	76,025	76,455	60,475	42,646	45,087	59,984	51,028	40,757
Belgium	19,125	3,050	8,806	2,027
Other Foreign Countries	..	400	472
TOTAL FOREIGN COUNTRIES	..	400	..	19,125	3,050	..	472	..	8,806	2,027
Share of Bengal	19,300	21,306	19,875	17,300	23,625	20,509	21,255	20,370	18,361	19,470
" Bombay	13,025	24,625	50,460	72,800	36,100	14,867	18,017	29,654	38,231	21,390
" Sind	5,750	4,600	3,650	2,600	..	3,614	3,026	2,651	1,490	..
" Madras	5,525	4,625	2,050	2,880	3,800	3,541	3,057	1,309	1,762	1,974
" Burma	100	650	115	304
TOTAL	48,600	55,800	76,025	95,580	63,525	42,646	46,150	59,984	59,834	42,764
Gunpowder, Smokeless (III. B)—	Lbs.	Lbs.	Lbs.	Lbs.	Lbs.					
United Kingdom (including Channel Islands)	11,275	13,980	4,720	6,115	6,020	24,117	24,748	11,314	15,475	9,653
Share of Bengal	10,975	8,580	1,885	5,465	5,320	32,722	19,600	5,693	14,398	2,123
" Bombay	250	325	800	335	475	1,133	1,361	3,553	525	1,222
" Sind	..	5,000	1,000	3,686	1,346
" Madras	50	38	1,025	25	215	301	101	722	191	227
" Burma	300	470	..
TOTAL	11,275	18,980	4,720	6,115	6,020	24,117	24,748	11,314	15,475	9,652

GENERAL IMPORTS

(42)

No. 10 -continued

ARTICLES, AND COUNTRIES OF CONSIGNMENT; ALSO SHARE OF EACH PROVINCE	QUANTITY					VALUE			
	1930-31	1931-32	1932-33	1933-34	1934-35	1930-31	1931-32	1932-33	1933-34
Arms, Ammunition and Military stores—concluded									
<i>Gunpowder, others (III. B)—</i>									
United Kingdom (including Channel Islands)	Lbs. 8,988	Lbs. 2,728	Lbs. 5,880	Lbs. 4,976	Lbs. 13,155	R 5,720	R 1,759	R 3,480	R 3,075
Share of Bengal	15	126	40	73
" Bombay	6,260	3,000
" Sind	3,000	1,684	..
" Madras	2,688	2,728	2,815	4,850	13,155	2,080	1,753	1,706	3,002
TOTAL	8,988	2,728	5,880	4,976	13,155	5,720	1,758	3,480	3,075
<i>Other sorts of arms, etc. (III. B)—</i>									
United Kingdom (including Channel Islands)	—	—	—	—	—	1,35,216	2,25,551	1,12,261	1,02,788
Other British Possessions	—	—	—	—	—	1,290	2,566	408	836
TOTAL BRITISH EMPIRE	—	—	—	—	—	1,36,506	2,28,117	1,12,726	1,03,624
Germany	—	—	—	—	—	12,855	12,877	8,485	11,303
France	—	—	—	—	—	7,705	4,168	4,485	674
Other Foreign Countries	—	—	—	—	—	6,045	3,159	1,317	1,644
TOTAL FOREIGN COUNTRIES	—	—	—	—	—	26,605	19,704	14,187	13,621
Share of Bengal	—	—	—	—	—	21,754	1,51,926	30,341	17,005
" Bombay	—	—	—	—	—	93,355	56,100	58,417	43,615
" Sind	—	—	—	—	—	20,861	27,474	30,192	29,704
" Madras	—	—	—	—	—	10,332	3,662	6,063	7,311
" Burma	—	—	—	—	—	16,289	3,859	11,398	13,480
TOTAL	—	—	—	—	—	1,63,111	2,47,921	1,26,913	1,17,243
<i>Total value of Arms, Ammunition and Military stores—</i>									
United Kingdom (including Channel Islands)	—	—	—	—	—	44,70,492	56,00,590	37,08,593	28,86,251
Ceylon (excluding Maldives)	—	—	—	—	—	8,629	9,008	7,692	7,318
Straits Settlements	—	—	—	—	—	9,670	3,471	5,378	880
Hongkong	—	—	—	—	—	8,335	240	720	254
Kenya Colony	—	—	—	—	—	4,760	4,625	8,568	32,007
Other British Possessions	—	—	—	—	—	3,788	5,541	3,846	7,213
TOTAL BRITISH EMPIRE	—	—	—	—	—	46,16,188	57,32,375	37,35,792	37,38,923
Poland (including Danzig)	—	—	—	—	—	644
Germany	—	—	—	—	—	3,89,990	4,75,102	1,82,544	2,03,418
Belgium	—	—	—	—	—	1,05,826	3,02,375	3,64,514	2,26,541
France	—	—	—	—	—	58,241	61,055	31,377	8,550
Spain	—	—	—	—	—	835	6,866	3,885	7,047
Italy (including Trieste)	—	—	—	—	—	529	445	820	388
Japan	—	—	—	—	—	17,616	2,559	741	671
United States of America—									
Via Atlantic Coast	—	—	—	—	—	2,89,003	2,65,858	85,798	1,05,830
" Pacific "	—	—	—	—	—	208
Other Foreign Countries	—	—	—	—	—	14,618	11,790	9,228	9,376
TOTAL FOREIGN COUNTRIES	—	—	—	—	—	8,85,689	11,26,050	6,78,400	5,62,713
Share of Bengal	—	—	—	—	—	16,87,961	17,13,333	9,61,265	9,98,701
" Bombay	—	—	—	—	—	16,85,714	16,58,064	10,34,608	11,32,543
" Sind	—	—	—	—	—	6,00,323	33,30,837	11,33,363	3,14,453
" Madras	—	—	—	—	—	3,19,660	3,03,910	7,37,799	3,35,753
" Burma	—	—	—	—	—	7,18,379	6,42,531	4,41,727	5,25,191
TOTAL	—	—	—	—	—	54,01,872	68,48,425	44,14,112	42,96,358

No. 10—continued

ARTICLES, AND COUNTRIES OF CONSIGNMENT; ALSO SHARE OF EACH PROVINCE	QUANTITY					VALUE				
	1930-31	1931-32	1932-33	1933-34	1934-35	1930-31	1931-32	1932-33	1933-34	1934-35
Art. works of (other than pictures) (III. U)—						R	R	R	R	R
United Kingdom (including Channel Islands)	—	—	—	—	—	35,130	94,286	29,928	40,983	38,491
Ceylon (excluding Maldives)	—	—	—	—	—	8,298	6,052	6,349	8,405	5,663
Other British Possessions	—	—	—	—	—	2,160	4,480	2,826	2,656	3,682
TOTAL BRITISH EMPIRE	—	—	—	—	—	45,588	1,04,818	39,103	52,044	47,836
Germany	—	—	—	—	—	19,452	7,807	7,725	11,978	8,451
France	—	—	—	—	—	31,115	56,396	57,014	7,878	11,495
Italy (including Fiume)	—	—	—	—	—	1,60,810	82,634	1,12,895	45,679	83,084
Austria	—	—	—	—	—	7,416	368	269	8,044	2,025
Other Foreign Countries	—	—	—	—	—	13,018	9,394	8,731	9,789	11,556
TOTAL FOREIGN COUNTRIES	—	—	—	—	—	2,20,806	1,56,599	1,86,684	78,867	1,16,391
Share of Bengal	—	—	—	—	—	41,539	34,399	50,059	41,018	43,634
" Bombay	—	—	—	—	—	1,35,332	1,29,353	1,44,329	55,065	83,377
" Sind	—	—	—	—	—	56,041	52,173	16,908	9,209	20,764
" Madras	—	—	—	—	—	12,811	19,215	8,379	6,317	11,763
" Burma	—	—	—	—	—	19,671	26,277	6,052	4,702	4,194
TOTAL	—	—	—	—	—	2,66,394	2,61,417	2,25,787	1,90,411	1,64,227
Asbestos— Raw (II. B)—	Cwts.	Cwts.	Cwts.	Cwts.	Cwts.					
Union of South Africa	4,929	41,904
Other British Possessions	19	545	..
TOTAL BRITISH EMPIRE	19	4,929	545	41,904
Portuguese East Africa	7,144	11,845	82,766	1,10,730
Germany	8	..
United States of America— Via Atlantic Coast	586	6,010
TOTAL FOREIGN COUNTRIES	7,144	11,881	82,769	1,16,740
Share of Bengal	4,929	41,904
" Bombay	7,163	11,881	83,236	1,16,740
" Madras	3	..
" Burma	78	..
TOTAL	7,163	16,810	83,314	1,58,644
Manufactures— Asbestos packing (III. U)—										
United Kingdom (including Channel Islands)	—	—	—	—	—	3,43,447	1,01,613	2,13,261	2,08,158	1,92,138
Other British Possessions	—	—	—	—	—	2	172	285	233	107
TOTAL BRITISH EMPIRE	—	—	—	—	—	3,43,449	1,01,785	2,13,546	2,08,391	1,92,245
Germany	—	—	—	—	—	1,15,879	27,408	20,781	5,394	5,123
Belgium	—	—	—	—	—	11,338	5,856	4,008	2,060	1,752
Austria	—	—	—	—	—	2,518	4,912	6,685	2,600	1,116
Czechoslovakia	—	—	—	—	—	2,363	2,410	6,514	1,244	6,181
Japan	—	—	—	—	—	20,243	10,656	7,466	9,870	2,087
United States of America— Via Atlantic Coast	—	—	—	—	—	9,964	7,558	1,711	141	439
" Pacific	—	—	—	—	—	..	761	..	81	117
Other Foreign Countries	—	—	—	—	—	9,300	8,390	5,307	168	1,843
TOTAL FOREIGN COUNTRIES	—	—	—	—	—	1,71,594	62,341	64,457	21,503	18,637
Share of Bengal	—	—	—	—	—	1,42,533	67,756	38,524	72,914	67,724
" Bombay	—	—	—	—	—	2,35,918	94,497	1,01,078	82,246	71,405
" Sind	—	—	—	—	—	20,067	17,019	23,398	16,249	18,256
" Madras	—	—	—	—	—	30,076	21,927	21,971	19,314	16,058
" Burma	—	—	—	—	—	33,465	33,627	43,039	35,371	37,439
TOTAL	—	—	—	—	—	5,15,043	2,54,126	2,08,008	2,24,894	2,10,832
Sheets, slates, etc., of asbestos cement (III. U)*—	Tons	Tons	Tons	Tons	Tons					
United Kingdom (including Channel Islands)	—	—	—	2,098	1,203	—	—	—	3,85,039	2,20,965
Other British Possessions	—	—	—	..	6	—	—	—	40	520
TOTAL BRITISH EMPIRE	—	—	—	2,098	1,209	—	—	—	3,85,079	2,21,485
Belgium	—	—	—	2,066	2,698	—	—	—	1,88,719	2,45,760
Italy (including Fiume)	—	—	—	342	651	—	—	—	86,558	66,689
Yugoslavia (Kingdom of the Serbs-croats and Slo- venes)	—	—	—	512	1,080	—	—	—	45,539	1,00,169
Japan	—	—	—	34	98	—	—	—	2,367	7,837
Other Foreign Countries	—	—	—	79	49	—	—	—	6,887	6,986
TOTAL FOREIGN COUNTRIES	—	—	—	3,089	4,571	—	—	—	2,80,620	4,27,343
Share of Bengal	—	—	—	1,298	1,300	—	—	—	1,47,785	1,39,230
" Bombay	—	—	—	1,476	2,033	—	—	—	1,20,477	2,41,700
" Sind	—	—	—	1,036	465	—	—	—	1,50,325	63,872
" Madras	—	—	—	839	979	—	—	—	97,659	1,06,884
" Burma	—	—	—	438	602	—	—	—	38,953	68,142
TOTAL	—	—	—	6,136	5,779	—	—	—	6,15,859	6,48,823

* Separately recorded from 1933-34.

ARTICLES, AND COUNTRIES OF CONSIGNMENT; ALSO SHARE OF EACH PROVINCE	QUANTITY					VALUE				
	1930-31	1931-32	1932-33	1933-34	1934-35	1930-31	1931-32	1932-33	1933-34	1934-35
Asbestos—continued						R	R	R	R	
Manufactures—continued										
Other manufactures (III. U)—										
United Kingdom (including Channel Islands)	—	—	—	—	—	14,57,198	9,24,518	7,88,149	5,84,466	6,11,111
Canada— Via Atlantic Coast	—	—	—	—	—	4,601	2,722	6,668	1,190	—
Other British Possessions	—	—	—	—	—	2,684	1,784	1,200	970	—
TOTAL BRITISH EMPIRE	—	—	—	—	—	14,74,473	9,28,974	7,41,011	5,86,526	6,11,111
Germany	—	—	—	—	—	1,83,443	90,105	1,36,926	1,02,590	—
Netherlands	—	—	—	—	—	216	9,380	5,620	1,370	—
Belgium	—	—	—	—	—	2,22,794	88,562	48,587	2,081	—
France	—	—	—	—	—	16,020	5,374	10,587	164	—
Italy (including Fiume)	—	—	—	—	—	2,38,620	1,81,236	46,687	3,141	—
Austria	—	—	—	—	—	16,816	2,948	5,447	11,864	—
Czechoslovakia	—	—	—	—	—	10,121	4,884	986	242	—
Yugoslavia (Kingdom of the Serbs-Croats and Slovenes)	—	—	—	—	—	1,22,458	58,546	86,314	616	—
Japan	—	—	—	—	—	12,738	459	718	10,397	—
United States of America—										
Via Atlantic Coast	—	—	—	—	—	50,068	23,008	19,551	80,617	—
" Pacific "	—	—	—	—	—	3,714	186	—
Other Foreign Countries	—	—	—	—	—	..	7	2,308	139	—
TOTAL FOREIGN COUNTRIES	—	—	—	—	—	8,77,007	3,50,456	3,58,428	1,69,307	1,11,111
Share of Bengal	—	—	—	—	—	6,99,911	5,12,110	3,91,268	3,34,378	3,11,111
" Bombay	—	—	—	—	—	7,98,820	3,08,806	3,24,491	2,65,792	2,66,666
" Sind	—	—	—	—	—	3,58,423	1,30,843	1,98,497	39,596	2,11,111
" Madras	—	—	—	—	—	2,88,014	2,14,744	1,68,091	84,738	1,11,111
" Burma	—	—	—	—	—	1,87,878	71,987	78,073	79,255	1,11,111
TOTAL	—	—	—	—	—	23,21,440	12,68,430	10,94,439	7,55,833	8,11,111
Total value of Asbestos manufacture —										
BRITISH EMPIRE	—	—	—	—	—	17,87,832	11,20,759	9,54,557	11,24,684	10,66,666
FOREIGN COUNTRIES	—	—	—	—	—	10,48,601	4,21,797	4,07,885	4,71,292	6,66,666
TOTAL	—	—	—	—	—	28,36,433	15,42,556	13,62,442	15,95,926	16,77,777
Baskets and Basketware (III. U)—										
United Kingdom (including Channel Islands)	—	—	—	—	—	8,793	4,069	764	11,452	—
Other British Possessions	—	—	—	—	—	3,180	6,215	2,910	2,322	—
TOTAL BRITISH EMPIRE	—	—	—	—	—	11,973	10,284	3,674	13,774	—
China (exclusive of Hong-kong and Macao)	—	—	—	—	—	6,612	2,879	769	1,198	—
Other Foreign Countries	—	—	—	—	—	3,742	3,818	1,950	1,654	—
TOTAL FOREIGN COUNTRIES	—	—	—	—	—	10,354	6,697	2,719	2,852	—
Share of Bengal	—	—	—	—	—	9,416	2,766	616	1,451	—
" Bombay	—	—	—	—	—	2,981	6,968	1,700	2,740	—
" Sind	—	—	—	—	—	691	970	603	1,111	—
" Madras	—	—	—	—	—	4,110	2,548	2,938	11,556	—
" Burma	—	—	—	—	—	10,058	3,873	632	743	—
TOTAL	—	—	—	—	—	27,112	16,921	6,893	10,626	—

No. 10—continued

ARTICLES, AND COUNTRIES OF CONSIGNMENT; ALSO SHARE OF EACH PROVINCE	QUANTITY					VALUE				
	1930-31	1931-32	1932-33	1933-34	1934-35	1930-31	1931-32	1932-33	1933-34	1934-35
Belting for Machinery—						R	R	R	R	R
<i>Of Cotton (III. J)—</i>										
United Kingdom (including Channel Islands)	—	—	—	—	—	8,12,218	4,59,825	5,00,407	4,69,408	5,18,077
Hongkong	—	—	—	—	—	10,776	627
Other British Possessions	—	—	—	—	—	902	2,030	4,837	1,249	581
TOTAL BRITISH EMPIRE	—	—	—	—	—	8,23,896	4,62,481	5,05,244	4,70,657	5,18,658
Germany	—	—	—	—	—	48,210	49,677	32,739	17,632	12,400
Belgium	—	—	—	—	—	8,304	2,555	2,911	2,832	2,204
Japan	—	—	—	—	—	470	2,604	16,018	17,089	21,636
United States of America— <i>Via Atlantic Coast</i>	—	—	—	—	—	1,881	16,391	30,988	18,815	24,943
<i>" Pacific "</i>	—	—	—	—	—	458	..	110
Other Foreign Countries	—	—	—	—	—	6,031	4,155	5,255	3,701	2,209
TOTAL FOREIGN COUNTRIES	—	—	—	—	—	77,354	75,442	88,021	60,119	63,462
<i>Share of Bengal</i>	—	—	—	—	—	4,99,814	2,17,145	3,25,941	3,79,230	3,13,017
<i>" Bombay</i>	—	—	—	—	—	85,504	95,900	90,119	76,336	1,11,749
<i>" Sind</i>	—	—	—	—	—	23,330	25,332	10,259	2,413	10,277
<i>" Madras</i>	—	—	—	—	—	1,73,181	1,33,074	1,67,073	1,62,249	89,714
<i>" Burma</i>	—	—	—	—	—	1,19,381	76,682	89,934	89,993	61,392
TOTAL	—	—	—	—	—	9,01,250	5,37,923	6,33,265	5,30,771	5,77,140
<i>Of Leather (III. J)—</i>										
United Kingdom (including Channel Islands)	—	—	—	—	—	19,48,724	15,08,724	15,54,168	19,03,511	14,09,579
Other British Possessions	—	—	—	—	—	..	1,170	1,408	902	2,213
TOTAL BRITISH EMPIRE	—	—	—	—	—	19,48,724	15,09,908	15,55,566	18,03,413	14,11,791
Germany	—	—	—	—	—	35,612	55,986	1,18,724	33,103	29,413
Netherlands	—	—	—	—	—	82,324	89,450	79,108	47,194	65,519
Belgium	—	—	—	—	—	29,089	7,333	27,326	3,508	4,499
France	—	—	—	—	—	2,482	410	4,004	2,111	9,383
Switzerland	—	—	—	—	—	3,958	7,331	160	5,864	1,968
Italy (including Fiume)	—	—	—	—	—	6,716	10,245	6,619	14,544	580
Czechoslovakia	—	—	—	—	—	8,376	10,586	11,558	9,931	14,134
Japan	—	—	—	—	—	88,464	62,353	98,046	79,486	1,22,257
United States of America— <i>Via Atlantic Coast</i>	—	—	—	—	—	7,59,847	5,35,185	7,09,881	7,80,413	7,95,376
<i>" Pacific "</i>	—	—	—	—	—	259	..	201
Other Foreign Countries	—	—	—	—	—	..	7,581	2,521	8,100	4,302
TOTAL FOREIGN COUNTRIES	—	—	—	—	—	10,11,976	10,85,060	10,58,148	9,83,354	10,47,926
<i>Share of Bengal</i>	—	—	—	—	—	6,76,855	3,76,376	4,94,106	6,03,749	5,50,563
<i>" Bombay</i>	—	—	—	—	—	19,63,179	20,56,713	19,85,308	16,04,373	17,52,300
<i>" Sind</i>	—	—	—	—	—	17,344	14,967	14,338	13,323	53,679
<i>" Madras</i>	—	—	—	—	—	1,80,363	1,34,105	1,48,661	1,53,198	91,412
<i>" Burma</i>	—	—	—	—	—	22,970	13,202	25,801	12,019	11,363
TOTAL	—	—	—	—	—	26,60,700	25,95,363	16,08,714	22,86,667	24,59,717
<i>Of other materials (including Cofr) (III. J)—</i>										
United Kingdom (including Channel Islands)	—	—	—	—	—	19,72,052	12,82,374	14,95,398	12,80,240	18,82,327
Strait Settlements	—	—	—	—	—	6,480	7,111	12,536	16,179	2,660
Canada— <i>Via Atlantic Coast</i>	—	—	—	—	—	16,750	8,008	14,238	2,636	17,000
<i>" Pacific "</i>	—	—	—	—	—	2,249
Other British Possessions	—	—	—	—	—	552	2,558	476	1,920	943
TOTAL BRITISH EMPIRE	—	—	—	—	—	19,96,734	13,00,641	15,23,097	12,96,025	18,03,136

ARTICLES, AND COUNTRIES OF CONSIGNMENT; ALSO SHARE OF EACH PROVINCE	QUANTITY					VALUE				
	1930-31	1931-32	1932-33	1933-34	1934-35	1930-31	1931-32	1932-33	1933-34	1934-35
						Rs	Rs	Rs	Rs	Rs
Beltting for Machinery—continued										
<i>Of other materials (including coir) (III. J)—continued</i>										
Germany	—	—	—	—	—	2,82,074	2,69,278	2,20,885	1,46,240	1,14,000
Belgium	—	—	—	—	—	87,509	15,571	11,856	9,441	3,000
Hungary	—	—	—	—	—	..	609	362	2,709	8,000
Japan	—	—	—	—	—	1,18,063	89,985	2,18,928	2,60,741	2,20,000
United States of America—										
<i>Via Atlantic Coast</i>	—	—	—	—	—	1,18,317	1,49,764	78,985	58,928	92,000
" Pacific "	—	—	—	—	—	48,884	47,237	23,127	15,320	2,000
Other Foreign Countries	—	—	—	—	—	4,863	3,852	3,803	4,966	1,000
TOTAL FOREIGN COUNTRIES	—	—	—	—	—	6,04,319	5,76,876	5,58,945	4,93,843	5,42,000
Share of Bengal	—	—	—	—	—	10,32,661	7,01,936	3,14,847	7,46,075	7,36,800
" Bombay	—	—	—	—	—	6,26,335	5,53,789	5,68,606	4,73,268	5,07,100
" Sind	—	—	—	—	—	2,20,409	1,62,775	1,61,399	1,42,548	1,77,900
" Madras	—	—	—	—	—	1,72,445	1,34,430	1,29,010	1,11,983	1,33,500
" Burma	—	—	—	—	—	4,88,303	3,24,887	3,20,080	3,14,498	4,14,000
TOTAL	—	—	—	—	—	26,00,053	18,77,617	19,98,842	17,83,370	19,45,700
Total value of Beltting for machinery—										
United Kingdom (including Channel Islands)	—	—	—	—	—	46,88,894	32,61,423	35,80,028	30,52,154	33,04,900
Straits Settlements	—	—	—	—	—	6,420	1,17,111	12,885	11,167	5,000
Hongkong	—	—	—	—	—	10,776	627	..	251	..
Canada—										
<i>Via Atlantic Coast</i>	—	—	—	—	—	16,750	8,098	18,325	3,678	17,500
" Pacific "	—	—	—	—	—	2,249
Other British Possessions	—	—	—	—	—	1,454	5,776	2,230	1,820	1,000
TOTAL BRITISH EMPIRE	—	—	—	—	—	46,88,894	32,73,026	35,85,767	30,69,000	33,28,500
Germany	—	—	—	—	—	3,60,896	3,75,541	3,78,348	1,95,975	1,55,500
Netherlands	—	—	—	—	—	83,017	86,450	79,901	47,194	66,000
Belgium	—	—	—	—	—	74,992	25,459	42,098	15,826	9,000
France	—	—	—	—	—	2,432	410	4,004	2,111	9,000
Switzerland	—	—	—	—	—	3,958	7,881	160	6,906	1,000
Italy (including Trieste)	—	—	—	—	—	13,128	12,844	7,768	14,544	2,000
Hungary	—	—	—	—	—	..	817	1,687	4,339	8,000
Czechoslovakia	—	—	—	—	—	11,255	12,494	12,671	10,161	14,000
Java	—	—	—	—	—	5,231	..
Japan	—	—	—	—	—	2,01,996	1,54,932	3,27,990	3,56,816	4,64,000
United States of America—										
<i>Via Atlantic Coast</i>	—	—	—	—	—	8,97,045	10,01,340	8,19,855	8,53,161	9,12,000
" Pacific "	—	—	—	—	—	44,101	47,237	23,438	15,320	2,000
Other Foreign Countries	—	—	—	—	—	829	10,873	7,249	8,644	6,000
TOTAL FOREIGN COUNTRIES	—	—	—	—	—	16,98,649	17,98,278	17,00,114	15,86,718	16,54,000
Share of Bengal	—	—	—	—	—	22,59,130	19,95,957	16,34,394	15,39,054	15,89,000
" Bombay	—	—	—	—	—	26,75,018	27,06,402	25,84,033	21,54,526	23,71,000
" Sind	—	—	—	—	—	2,71,033	2,03,574	1,86,396	1,58,389	2,40,000
" Madras	—	—	—	—	—	5,26,378	3,91,609	4,44,743	3,87,430	3,01,000
" Burma	—	—	—	—	—	6,30,464	4,13,771	4,35,815	3,98,510	4,97,000
TOTAL	—	—	—	—	—	63,62,008	50,11,913	52,85,881	46,05,808	49,89,000

No. 10—continued

COUNTRIES AND COUNTRIES OF ORIGIN: ALSO OF EACH PROVINCE	QUANTITY					VALUE				
	1930-31	1931-32	1932-33	1933-34	1934-35	1930-31	1931-32	1932-33	1933-34	1934-35
						R	R	R	R	R
China (III. U)—										
United Kingdom (including Channel Islands)	—	—	—	—	—	34,48,720	23,60,477	19,16,226	13,71,658	17,84,273
Cape Settlements	—	—	—	—	—	6,817
Other British Possessions	—	—	—	—	—	271	..	104	..	83
TOTAL BRITISH EMPIRE	—	—	—	—	—	34,48,791	23,60,477	19,16,450	13,71,658	17,91,123
Denmark	—	—	—	—	—	23,053	32,086	32,211	13,344	9,221
Sweden	—	—	—	—	—	5,374	2,962	1,658	3,305	10,301
Germany	—	—	—	—	—	1,95,887	2,74,308	3,78,711	2,85,240	2,41,747
France	—	—	—	—	—	65,817	55,973	4,998	42	..
Spain	—	—	—	—	—	390	9,053	9,251	2,637	26,230
Portugal	—	—	—	—	—	6,260
Switzerland	—	—	—	—	—	3,433	60	6,631	304	570
Italy (including Fiume)	—	—	—	—	—	13,553	46,620	13,400	14,034	2,593
Austria	—	—	—	—	—	26,126	23,025	10,172	9,809	3,097
Czechoslovakia	—	—	—	—	—	4,074	7,739	635	..	74
Japan	—	—	—	—	—	4,91,735	3,64,393	4,74,532	5,20,613	7,78,330
United States of America—										
Via Atlantic Coast	—	—	—	—	—	3,050	13,523	140
Other Foreign Countries	—	—	—	—	—	3,794	513	3,693	..	6,044
TOTAL FOREIGN COUNTRIES	—	—	—	—	—	8,50,239	8,30,573	9,40,830	8,59,233	10,84,162
Province of Bengal	—	—	—	—	—	7,26,395	3,54,121	3,41,422	3,46,454	3,56,531
„ Bombay	—	—	—	—	—	33,53,830	27,23,364	23,93,730	16,43,313	23,05,541
„ Madras	—	—	—	—	—	2,14,044	1,13,865	1,23,192	2,36,214	210,616
„ Burma	—	—	—	—	—	11	547
TOTAL	—	—	—	—	—	42,99,030	31,91,050	28,57,340	22,30,891	28,75,285
Wool, and printed matter (including stationery), including and charts (III. U)—	Owts.	Owts.	Owts.	Owts.	Owts.					
United Kingdom (including Channel Islands)	26,442	23,693	21,290	23,420	26,102	51,51,446	43,59,261	38,96,412	41,90,055	43,73,353
Ceylon (excluding Maldives)	244	233	365	391	163	24,061	33,771	25,294	13,332	13,045
Cape Settlements	225	230	240	170	315	21,053	23,052	16,231	11,371	17,407
Hongkong	63	74	61	71	265	6,172	5,677	5,350	4,164	12,644
Canada—										
Via Atlantic Coast	134	42	53	26	69	15,036	3,103	12,124	3,633	9,934
„ Pacific „	1	3	1	5	..	214	103	300	547	79
Commonwealth of Australia	59	56	43	33	47	14,567	3,232	3,432	13,641	9,021
Other British Possessions	29	65	36	27	56	3,307	3,513	5,323	2,633	5,052
TOTAL BRITISH EMPIRE	27,197	24,393	22,104	24,202	27,022	52,36,511	44,51,717	39,69,977	42,44,081	44,42,525
Denmark	34	36	30	56	35	1,999	3,445	3,761	3,063	4,237
Germany	2,134	1,493	1,173	1,000	1,127	1,56,527	1,73,333	1,13,331	1,13,403	1,15,234
Netherlands	236	207	147	113	313	32,012	25,355	11,677	20,255	22,712
Belgium	119	104	249	301	109	15,911	14,452	29,769	33,634	12,533
France	441	332	302	403	333	33,335	45,277	34,567	42,171	35,234
Switzerland	76	57	9	9	52	6,137	3,133	2,973	2,043	10,373
Italy (including Fiume)	140	92	103	31	113	11,340	10,261	15,569	7,779	9,753

GENERAL IMPORTS

No. 10—continued

ARTICLES, AND COUNTRIES OF CONSIGNMENT; ALSO SHARE OF EACH PROVINCE	QUANTITY					VALUE			
	1930-31	1931-32	1932-33	1933-34	1934-35	1930-31	1931-32	1932-33	1933-34
Books, printed, and printed matter (not being stationery), including maps and charts (III. U)—continued						R	R	R	R
	Owts.	Owts.	Owts.	Owts.	Owts.				
China (exclusive of Hongkong and Macao)	147	183	152	199	230	11,951	16,181	9,662	14,854
Japan	241	251	238	428	520	21,115	19,761	18,088	32,597
Egypt	253	145	321	264	295	23,649	16,973	29,936	28,758
United States of America—									
Via Atlantic Coast	3,131	3,200	2,339	2,590	3,218	5,16,584	5,10,731	3,76,168	3,59,503
" Pacific "	41	52	39	57	72	4,837	20,910	6,127	0,970
Other Foreign Countries	143	169	100	98	236	12,937	16,402	10,512	9,183
TOTAL FOREIGN COUNTRIES	7,211	6,971	6,252	5,609	6,656	8,54,894	8,86,716	6,67,700	6,37,533
Share of Bengal	12,224	10,558	9,701	10,072	11,119	24,65,934	21,13,502	17,73,972	18,35,236
" Bombay	14,319	13,193	11,395	12,541	14,373	22,04,521	20,44,074	18,95,793	20,22,114
" Sind	781	832	316	364	1,037	1,60,230	1,63,146	1,56,154	1,51,967
" Madras	4,634	4,064	3,727	4,426	4,967	9,75,928	7,72,080	6,19,136	6,59,529
" Burma	2,449	2,070	1,717	1,397	2,323	2,94,743	2,45,621	1,92,167	2,12,607
TOTAL	24,408	20,767	27,256	29,811	33,678	60,91,405	53,38,432	46,37,677	49,32,514
Boots and Shoes—									
All leather (III. A)—	Pairs	Pairs	Pairs	Pairs	Pairs				
United Kingdom (including Channel Islands)	172,904	106,903	107,156	101,303	111,069	9,69,935	6,92,659	5,32,558	5,25,744
Ceylon (including Maldives)	201	600	1,033	2,331	445	692	1,496	1,903	9,326
Straits Settlements	1,014	2,931	2,336	2,055	1,738	2,675	5,272	3,335	4,233
Hongkong	1,666	1,753	1,136	1,204	362	5,699	3,324	1,753	1,366
Other British Possessions	395	243	207	203	176	339	743	513	1,033
TOTAL BRITISH EMPIRE	176,180	114,525	111,918	107,646	114,340	9,79,339	6,03,494	5,40,500	5,41,780
Germany	4,336	7,211	21,618	22,677	3,278	39,141	33,973	73,171	85,173
Belgium	903	1,075	1,399	86	115	4,263	4,734	7,115	830
France	1,409	549	851	243	609	9,225	8,200	6,537	1,334
Switzerland	411	327	755	61	360	3,333	3,214	7,676	523
Italy (including Fiume)	4,523	70,243	173,061	51,354	4,394	22,440	2,38,400	4,64,373	1,46,392
Austria	1,695	4,130	2,245	454	2,139	17,231	31,902	20,567	1,315
Czechoslovakia	33,479	37,999	96,304	140,361	212,207	1,73,507	1,68,413	2,31,430	4,04,339
Iraq	234	123	134	3,523	135	410	399	206	6,203
Japan	3,663	1,660	14,316	21,264	12,645	3,006	2,329	10,391	24,163
United States of America—									
Via Atlantic Coast	40,036	3,346	175	37	377	19,353	5,370	1,713	673
" Pacific "	8	..	10	7	9	16	..	46	16
Other Foreign Countries	1,153	2,339	1,564	763	1,035	6,929	6,234	2,731	1,235
TOTAL FOREIGN COUNTRIES	97,460	129,547	312,992	241,399	237,333	3,15,064	5,03,263	3,31,509	6,73,971
Share of Bengal	43,135	32,039	254,653	193,101	161,101	3,08,309	3,02,365	7,35,434	5,32,219
" Bombay	30,973	39,523	104,761	94,303	121,169	4,44,666	4,49,461	3,32,361	3,36,463
" Sind	61,567	13,273	11,365	15,394	16,664	1,30,013	32,051	52,004	69,419
" Madras	3,933	3,447	6,233	9,512	19,125	53,334	32,600	21,130	33,977
" Burma	74,375	46,055	47,923	36,325	43,614	4,53,021	2,32,795	2,23,540	1,39,573
TOTAL	273,640	244,072	424,910	340,036	351,673	12,94,903	11,06,762	14,22,009	12,15,651

No. 10—continued

ARTICLES, AND COUNTRIES OF CONSIGNMENT; ALSO SHARE OF EACH PROVINCE	QUANTITY					VALUE				
	1980-81	1981-82	1982-88	1983-84	1984-85	1980-81	1981-82	1982-88	1983-84	1984-85
<i>Boots and Shoes—continued</i>						R	R	R	R	R
<i>Rubber soled—</i>										
<i>With canvas uppers (III. A)—</i>	Pairs	Pairs	Pairs	Pairs	Pairs					
United Kingdom (including Channel Islands)	28,265	19,861	9,211	10,791	15,788	59,829	18,297	4,859	4,189	32,210
Straits Settlements	48,661	115,294	46,124	38,272	17	58,206	72,907	25,964	16,248	14
Canada—										
Via Atlantic Coast	70,184	1,056	—	1,421	1,182	1,55,378	2,148	—	1,654	2,410
Other British Possessions	151	5,496	8,768	1,889	85	104	3,872	3,701	1,264	29
TOTAL BRITISH EMPIRE	147,261	141,707	59,108	52,373	17,022	2,68,512	96,724	44,614	83,355	34,663
Germany	177,669	54,189	68,613	20,820	1,084	1,59,924	30,149	30,625	9,045	2,564
Italy (including Rome)	260	161,298	69,292	8,121	196	554	1,08,486	60,798	8,168	299
Austria	22,881	1,608	72	—	—	20,918	921	584	—	—
Czechoslovakia	7,445	7,979	187,014	22,801	44,254	18,580	10,768	79,195	26,872	54,441
China (exclusive of Hong- kong and Macao)	—	13,656	44	298	174,958	406	8,950	50	115	89,952
Japan	4,611,825	6,051,116	6,076,585	5,815,679	2,740,629	35,13,505	38,82,717	28,03,949	28,27,085	15,24,898
United States of America—										
Via Atlantic Coast	93,298	3,588	1,491	864	945	1,30,856	18,274	8,297	2,470	3,438
Other Foreign Countries	8,248	360	2,099	6	49	7,070	619	1,771	11	25
TOTAL FOREIGN COUNTRIES	4,891,686	6,298,789	6,355,180	5,868,589	2,962,718	38,46,808	40,55,829	29,85,269	28,78,766	16,75,514
<i>Share of Bengal</i>	<i>2,227,534</i>	<i>3,453,394</i>	<i>3,221,292</i>	<i>3,487,184</i>	<i>1,693,392</i>	<i>15,59,901</i>	<i>21,36,112</i>	<i>14,66,007</i>	<i>16,83,378</i>	<i>8,34,814</i>
" <i>Bombay</i>	<i>1,621,492</i>	<i>1,383,891</i>	<i>1,285,475</i>	<i>819,116</i>	<i>88,280</i>	<i>12,09,245</i>	<i>3,61,338</i>	<i>5,56,850</i>	<i>3,51,394</i>	<i>66,889</i>
" <i>Sind</i>	<i>388,688</i>	<i>414,325</i>	<i>255,883</i>	<i>246,788</i>	<i>129,335</i>	<i>3,66,216</i>	<i>2,65,091</i>	<i>1,17,739</i>	<i>1,09,197</i>	<i>68,837</i>
" <i>Madras</i>	<i>224,973</i>	<i>159,351</i>	<i>140,800</i>	<i>186,116</i>	<i>56,174</i>	<i>2,16,857</i>	<i>1,12,843</i>	<i>65,349</i>	<i>78,999</i>	<i>36,443</i>
" <i>Burma</i>	<i>676,380</i>	<i>1,023,525</i>	<i>1,511,833</i>	<i>1,201,783</i>	<i>1,112,554</i>	<i>7,03,098</i>	<i>7,77,670</i>	<i>3,23,928</i>	<i>6,84,153</i>	<i>6,56,409</i>
TOTAL	5,988,897	6,435,406	6,414,238	5,920,962	2,979,735	41,15,820	41,62,558	30,89,888	29,07,121	17,10,177
<i>With uppers of leather or other materials (III. A) (a)—</i>		Pairs	Pairs	Pairs	Pairs					
TOTAL BRITISH EMPIRE	—	1,247	885	1,259	746	—	2,139	3,167	2,012	1,789
Japan	—	129,714	85,054	102,481	155,649	—	68,689	23,728	75,745	38,268
Other Foreign Countries	—	721	6	52	578	—	481	8	161	1,597
TOTAL FOREIGN COUNTRIES	—	130,435	85,060	102,488	156,227	—	69,169	23,731	75,906	39,865
<i>Share of Bengal</i>	—	<i>124,713</i>	<i>6,852</i>	<i>74,326</i>	<i>148,690</i>	—	<i>65,141</i>	<i>7,054</i>	<i>55,949</i>	<i>33,270</i>
" <i>Bombay</i>	—	<i>3,940</i>	<i>22,580</i>	<i>13,356</i>	<i>2,443</i>	—	<i>1,712</i>	<i>15,858</i>	<i>11,074</i>	<i>2,298</i>
" <i>Sind</i>	—	<i>1,924</i>	<i>585</i>	<i>1,188</i>	<i>142</i>	—	<i>1,686</i>	<i>1,390</i>	<i>1,345</i>	<i>408</i>
" <i>Madras</i>	—	<i>759</i>	<i>1,197</i>	<i>60</i>	<i>746</i>	—	<i>977</i>	<i>764</i>	<i>28</i>	<i>1,703</i>
" <i>Burma</i>	—	<i>1,049</i>	<i>5,331</i>	<i>9,312</i>	<i>5,547</i>	—	<i>1,780</i>	<i>2,038</i>	<i>9,522</i>	<i>3,212</i>
TOTAL	—	131,682	85,945	108,742	166,978	—	71,296	20,898	77,918	91,562

(a) Separately recorded from 1981-82.

ARTICLES, AND COUNTRIES OF CONSIGNMENT; ALSO SHARE OF EACH PROVINCE	QUANTITY					VALUE				
	1930-31	1931-32	1932-33	1933-34	1934-35	1930-31	1931-32	1932-33	1933-34	1934-35
Boots and Shoes—continued										
All Rubber (III. A) (a)—		Pairs	Pairs	Pairs	Pairs	R	R	R	R	R
United Kingdom (including Channel Islands)	—	8,484	76,183	2,746	5,492	—	8,689	38,235	5,491	10,136
Other British Possessions	—	678	577	1,116	280	—	720	643	1,407	156
TOTAL BRITISH EMPIRE	—	9,162	76,760	3,862	5,772	—	9,409	38,878	6,898	10,292
Japan	—	2,592,001	782,060	641,860	624,902	—	9,06,996	3,04,640	2,90,687	2,91,945
Other Foreign Countries	—	2,477	4,339	8,730	5,209	—	3,278	5,002	3,390	4,318
TOTAL FOREIGN COUNTRIES	—	2,594,478	786,399	650,590	630,201	—	9,10,269	3,09,642	3,00,367	2,96,263
Share of Bengal	—	1,392,133	531,154	603,951	595,490	—	5,06,060	2,52,939	2,31,056	2,32,096
" Bombay	—	646,672	116,390	24,216	11,913	—	1,33,927	49,046	11,752	9,394
" Sind	—	37,310	2,321	374	6,671	—	20,053	1,375	187	2,999
" Madras	—	104,556	17,826	15,116	7,239	—	36,672	7,346	3,633	4,591
" Burma	—	463,014	94,488	10,795	14,560	—	1,72,965	37,321	5,532	7,476
TOTAL	—	2,543,590	618,109	654,452	635,923	—	9,19,678	3,48,520	3,07,265	3,06,555
Of other materials (III. A)—		Pairs	Pairs	Pairs	Pairs					
United Kingdom (including Channel Islands)	43,774	15,321	13,665	12,631	12,130	85,301	39,583	32,705	32,366	29,086
Straits Settlements	27,142	8,163	2,811	1,946	1,172	13,933	3,662	1,562	1,033	639
Hongkong	8,605	13,359	4,075	3,190	2,514	5,815	5,031	2,753	1,493	1,335
Other British Possessions	28	236	410	609	252	80	222	62	325	324
TOTAL BRITISH EMPIRE	79,549	37,054	20,962	18,466	16,168	1,05,134	48,508	37,082	35,219	32,381
Germany	21,014	1,271	1,743	1,565	1,423	20,290	4,276	4,323	4,073	3,214
France	830	885	442	4	35	5,533	6,510	3,275	1	210
Switzerland	603	1,173	314	274	266	4,023	6,009	2,043	1,380	1,759
Italy (including Fiume)	1,524	47,933	101,891	11,339	333	2,891	93,034	1,35,297	17,343	779
Austria	9,278	220	—	—	40	3,773	635	—	—	30
Czechoslovakia	15,336	16,913	32,124	213,277	26,626	33,347	61,974	99,869	1,63,139	66,466
China (exclusive of Hongkong and Macao)	3,104	3,703	1,132	1,122	359	2,309	5,533	1,134	1,021	563
Japan	5,473,765	10,652	33,745	33,417	35,755	31,99,933	11,765	13,479	17,493	57,147
Other Foreign Countries	2,303	643	935	500	603	5,973	2,053	2,263	1,997	1,033
TOTAL FOREIGN COUNTRIES	5,523,442	97,658	172,311	266,533	115,936	32,39,232	1,98,344	3,12,592	2,07,507	1,31,206
Share of Bengal	3,432,436	63,771	123,792	322,710	30,342	31,46,543	1,19,640	2,03,064	1,61,954	52,993
" Bombay	649,343	25,613	33,199	21,971	23,374	3,37,643	31,961	1,03,333	43,933	43,749
" Sind	23,941	3,133	3,579	14,347	5,163	33,275	3,035	9,352	9,579	2,857
" Madras	171,926	3,455	4,370	13,341	43,391	1,01,747	10,167	5,731	13,256	34,340
" Burma	1,304,340	23,734	23,439	12,785	13,339	7,35,300	33,549	17,354	3,004	39,137
TOTAL	5,607,991	124,712	193,273	285,054	132,134	33,94,416	2,42,352	3,49,674	2,42,726	1,68,537
Total of Boots and Shoes—		Pairs	Pairs	Pairs	Pairs					
United Kingdom (including Channel Islands)	244,943	158,249	208,854	123,533	145,175	11,15,065	6,60,849	6,31,329	5,79,366	6,10,314
Ceylon (excluding Maldives)	343	300	1,043	3,571	722	770	1,370	1,916	10,373	1,139
Straits Settlements	76,317	127,357	51,357	43,032	3,113	69,319	32,364	32,035	22,516	3,566
Hongkong	10,295	20,702	9,201	5,953	3,307	11,550	11,373	3,395	3,610	2,349
Canada— Via Atlantic Coast	70,137	1,030	2	1,553	1,132	1,55,413	2,174	10	2,193	2,410
Other British Possessions	403	457	616	924	194	363	334	536	901	665
TOTAL BRITISH EMPIRE	402,990	303,345	269,578	138,606	153,998	13,33,435	7,69,264	6,64,301	6,19,264	6,30,338

(a) Separately recorded from 1931-32.

No. 10—continued

ARTICLES, AND COUNTRIES OF CONSIGNMENT; ALSO SHARE OF EACH PROVINCE	QUANTITY					VALUE				
	1930-31	1931-32	1932-33	1933-34	1934-35	1930-31	1931-32	1932-33	1933-34	1934-35
Boots and Shoes—concluded										
<i>Total of Boots and Shoes—contd.</i>	Pairs	Pairs	Pairs	Pairs	Pairs	R	R	R	R	R
Germany	203,069	63,932	93,085	45,858	6,550	2,10,355	74,165	1,14,250	99,245	26,008
Netherlands	636	888	1,432	20	86	5,431	2,711	2,669	139	34
Belgium	3,516	1,607	2,173	510	241	9,792	6,688	8,345	2,709	807
France	2,507	1,533	1,497	261	932	15,144	17,003	9,962	1,955	6,239
Switzerland	1,074	1,605	1,069	335	626	7,961	9,223	10,624	3,408	4,523
Italy (including Fiume)	6,332	290,324	344,172	71,208	6,733	36,835	4,40,204	7,10,495	1,73,241	16,526
Austria	33,754	6,512	2,327	454	2,249	46,922	24,202	21,161	1,815	15,820
Czechoslovakia	61,310	63,036	268,462	376,994	284,161	2,30,434	2,36,422	4,64,157	5,94,472	7,06,152
Iraq	308	485	233	10,797	211	470	921	350	3,639	193
China (exclusive of Hong- kong and Macao)	3,853	24,479	2,345	1,947	176,881	3,304	17,337	2,772	1,717	91,612
Japan	10,089,253	8,784,243	6,891,760	6,619,651	3,619,671	67,16,494	43,72,493	31,56,682	32,41,033	19,79,991
United States of America— Via Atlantic Coast	104,072	7,161	1,674	960	1,735	1,52,551	10,813	10,047	3,173	7,000
" Pacific "	8	..	11	7	9	16	..	43	16	43
Other Foreign Countries	6,993	502	1,652	550	2,321	5,895	1,496	1,172	856	1,349
TOTAL FOREIGN COUNTRIES	10,517,533	9,185,907	7,611,942	7,129,640	4,102,470	74,51,154	57,32,377	45,12,743	41,31,417	23,56,240
Share of Bengal	5,703,105	5,023,535	4,137,149	4,531,772	2,523,913	39,13,316	31,29,303	26,70,441	27,64,556	17,66,362
" Bombay	2,271,325	2,148,344	1,667,835	977,362	252,634	19,31,562	15,73,399	11,13,333	7,58,616	5,37,424
" Sind	479,176	476,170	273,933	273,536	157,930	5,29,504	3,76,916	1,22,760	1,39,727	1,46,234
" Madras	405,337	279,579	169,341	304,045	123,225	3,76,923	1,92,753	1,00,320	1,39,943	1,14,003
" Burma	2,056,035	1,562,374	1,632,762	1,270,930	1,193,664	30,01,319	12,14,760	11,09,635	3,97,334	9,11,003
TOTAL	10,920,523	9,489,552	7,831,520	7,313,246	4,256,468	38,04,639	64,92,641	51,77,044	47,50,631	34,77,173
Bristles and Fibre for brushes and brooms (III. B)—	Cwts.	Cwts.	Cwts.	Cwts.	Cwts.					
United Kingdom (including Channel Islands)	57	175	177	13	96	5,164	7,755	9,106	2,913	6,324
Other British Possessions	132	46	68	106	80	1,644	670	1,131	779	947
TOTAL BRITISH EMPIRE	189	221	245	119	176	6,808	8,425	10,237	3,692	7,271
TOTAL FOREIGN COUNTRIES	88	79	71	49	98	4,563	3,125	3,316	3,074	5,156
Share of Bengal	147	149	136	104	191	7,041	5,146	7,377	3,469	7,335
" Bombay	43	137	99	43	68	2,434	5,396	4,947	2,461	4,720
" Sind	32	14	21	21	15	1,501	503	779	336	534
" Madras	50	350
TOTAL	272	300	310	168	274	11,376	11,550	13,003	6,766	12,929
Brushes and Brooms—										
Brushes—										
Paint and varnish brushes (III. U)—	Dozens	Dozens	Dozens	Dozens	Dozens					
United Kingdom (including Channel Islands)	23,698	19,130	25,554	23,753	28,021	1,54,510	1,14,427	1,24,153	1,21,473	1,67,065
Other British Possessions	21	120	64	1	5	112	602	161	4	46
TOTAL BRITISH EMPIRE	23,719	19,300	25,618	23,754	28,026	1,54,622	1,15,029	1,24,314	1,21,477	1,67,111

ARTICLES, AND COUNTRIES OF CONSIGNMENT; ALSO SEARS OF EACH PROVINCE	QUANTITY					VALUE				
	1930-31	1931-32	1932-33	1933-34	1934-35	1930-31	1931-32	1932-33	1933-34	1934-35
Brushes and Rooms—contd.										
Brushes—continued										
Paint and varnish brushes (III. U)—continued	Dozens	Dozens	Dozens	Dozens	Dozens					
Germany	24,797	31,764	52,593	30,192	33,257	60,268	63,934	33,934	66,370	69,341
Italy (including Fiume)	2,160	3,279	1,097	1,435	2,573	7,933	9,355	1,365	1,394	2,051
Austria	5,407	3,097	4,042	5,405	1,344	14,000	6,510	4,559	6,736	2,941
Other Foreign Countries	4,391	537	13,639	10,536	4,008	2,379	1,016	2,250	2,522	1,741
TOTAL FOREIGN COUNTRIES	46,755	36,677	71,371	56,618	46,782	85,145	81,316	42,659	77,022	76,083
Share of Bengal	16,343	6,135	24,973	19,361	16,929	69,304	43,359	59,037	62,110	65,760
“ Bombay	21,559	22,069	22,547	20,433	23,240	32,379	65,329	61,001	49,727	57,027
“ Sind	13,644	15,693	21,256	22,720	17,936	42,575	40,303	52,732	44,867	44,374
“ Madras	9,033	10,497	16,773	12,037	13,321	29,751	32,134	32,126	27,691	35,252
“ Burma	3,340	3,534	5,440	5,771	3,885	15,367	14,170	11,977	14,359	11,639
-TOTAL	69,474	57,977	96,989	80,372	74,808	2,39,776	1,06,345	2,16,973	1,99,054	2,44,102
Toilet Brushes (III. U)—										
United Kingdom (including Channel Islands)	4,347	7,547	22,507	29,632	56,938	26,199	47,608	1,12,956	1,42,567	2,40,977
Hongkong	9,594	7,313	3,276	3,066	11,911	6,246	3,259	4,703	2,131	4,004
Other British Possessions	1,034	210	236	120	459	1,564	442	543	172	1,254
TOTAL BRITISH EMPIRE	14,975	14,969	31,019	29,818	69,308	44,009	51,309	1,18,202	1,44,870	2,46,334
Germany	78,315	60,361	96,574	55,054	56,492	1,36,929	1,17,400	2,03,694	1,19,359	98,743
France	1,698	1,164	85	37	..	6,324	2,116	437	235	..
Czechoslovakia	2,131	1,195	1,520	739	153	5,493	3,321	3,072	2,075	330
Japan	131,440	94,397	237,333	112,255	220,033	66,426	53,223	1,21,336	57,533	1,05,714
United States of America—										
Via Atlantic Coast	43,134	23,152	33,934	20,305	26,415	3,12,739	1,71,612	2,51,153	1,16,133	1,53,666
“ Pacific “	60	492
Other Foreign Countries	4,339	4,567	2,042	1,013	643	9,334	4,037	4,573	2,257	1,392
TOTAL FOREIGN COUNTRIES	261,767	185,336	402,038	191,003	312,796	5,34,347	3,51,734	5,99,255	2,93,123	3,49,955
Share of Bengal	97,324	60,020	137,627	32,355	195,795	1,75,637	1,08,510	2,36,522	1,11,507	1,91,302
“ Bombay	36,355	25,527	122,721	70,909	33,311	1,92,023	1,59,355	2,44,641	1,76,656	2,05,255
“ Sind	16,495	16,693	45,966	13,333	29,237	31,617	61,603	1,09,963	69,745	92,349
“ Madras	10,793	3,337	13,213	10,504	16,744	49,122	33,069	56,110	40,639	56,434
“ Burma	65,260	13,379	51,575	37,625	66,417	69,390	37,101	61,225	44,510	51,444
TOTAL	276,742	200,305	433,162	220,376	332,104	5,78,351	4,03,043	7,03,462	4,43,043	5,06,734
Other Brushes (III. U)—										
United Kingdom (including Channel Islands)	27,336	23,370	29,139	44,141	51,176	1,96,177	1,41,614	1,56,796	2,08,149	2,37,129
Other British Possessions	895	1,594	5,032	1,096	1,100	1,737	1,065	3,476	1,499	923
TOTAL BRITISH EMPIRE	28,231	25,464	34,221	45,237	52,276	1,97,914	1,42,679	1,57,272	2,09,648	2,38,052
Germany	33,570	22,911	42,631	56,227	47,163	69,592	43,853	62,307	92,650	73,230
Austria	1,174	4,013	6,155	3,764	4,329	1,350	5,137	5,593	2,993	4,575
Hungary	533	91	109	1,066	115	2,424	217	663	5,101	593
Czechoslovakia	3,070	1,491	472	393	229	5,663	4,652	3,307	1,235	753
Japan	47,034	53,123	99,395	107,633	176,100	41,474	35,416	75,661	92,303	1,22,304
United States of America—										
Via Atlantic Coast	2,317	1,980	2,294	5,333	9,045	20,504	19,723	17,309	39,963	62,590
“ Pacific “	2	1	..	1	2	4	11	..	23
Other Foreign Countries	9,516	3,613	3,244	4,225	2,232	7,046	6,927	5,132	11,151	5,004
TOTAL FOREIGN COUNTRIES	102,264	92,227	154,292	173,053	239,314	1,48,560	1,29,934	1,71,043	2,45,405	2,74,744

No. 10—continued

ARTICLES, AND COUNTRIES OF CONSIGNMENT; ALSO SHARE OF EACH PROVINCE	QUANTITY					VALUE				
	1930-31	1931-32	1932-33	1933-34	1934-35	1930-31	1931-32	1932-33	1933-34	1934-35
Brushes and Brooms—contd.										
Brushes—continued						R	R	R	R	R
Other brushes (III-U)—contd.	Dozens	Dozens	Dozens	Dozens	Dozens					
Share of Bengal	39,381	40,481	30,137	38,849	79,293	1,09,074	77,830	60,456	94,686	1,57,011
„ Bombay	65,616	59,632	120,921	138,079	172,055	1,51,201	1,31,332	1,97,891	2,51,220	2,77,010
„ Sind	4,678	2,843	10,884	13,463	13,343	16,348	16,852	32,814	58,130	32,642
„ Madras	13,395	10,177	11,410	19,463	16,377	43,628	37,500	34,087	50,129	42,866
„ Burma	10,555	4,638	15,171	13,446	10,522	27,163	19,549	23,037	32,388	23,372
TOTAL	130,525	117,691	188,518	223,890	291,490	3,46,474	2,68,613	3,28,315	4,55,058	5,32,801
Brooms (III. U) —	Dozens	Dozens	Dozens	Dozens	Dozens					
United Kingdom (including Channel Islands)	1,239	1,428	900	1,011	4,752	15,178	10,237	10,500	9,326	14,110
Straits Settlements	53,916	78,039	53,234	48,006	54,442	19,741	16,970	14,369	14,433	14,003
Hongkong	2,056	1,951	920	1,523	1,393	5,166	4,033	2,136	3,262	3,093
Other British Possessions	213	160	403	359	189	357	264	627	363	253
TOTAL BRITISH EMPIRE	57,429	82,178	55,523	51,409	60,775	40,442	31,554	27,641	27,384	31,459
TOTAL FOREIGN COUNTRIES	369	808	289	2,032	685	1,942	3,161	1,499	1,560	1,278
Share of Bengal	354	113	371	447	642	2,364	1,776	3,132	3,325	5,333
„ Bombay	305	1,080	128	105	172	2,161	4,794	930	890	1,729
„ Sind	307	324	173	160	83	2,595	2,471	1,807	319	943
„ Madras	264	368	554	425	3,305	1,000	1,619	3,254	1,746	2,985
„ Burma	56,868	30,301	64,384	52,444	56,753	33,764	24,056	20,357	22,260	21,242
TOTAL	67,708	82,486	55,912	53,591	61,460	42,384	34,715	29,140	28,944	32,787
Total Brushes and Brooms—	Dozens	Dozens	Dozens	Dozens	Dozens					
United Kingdom (including Channel Islands)	55,650	52,025	78,210	95,587	140,887	4,02,078	3,18,986	4,02,414	4,31,520	6,30,131
Straits Settlements	55,096	79,549	53,096	49,212	55,606	21,705	18,227	16,779	14,773	14,702
Federated Malay States	9,594	6,246	2
Hongkong	2,722	9,961	9,977	4,977	13,866	6,120	7,796	7,303	5,980	7,735
Other British Possessions	322	376	448	532	514	352	610	938	1,211	1,703
TOTAL BRITISH EMPIRE	123,384	141,911	146,481	160,358	210,373	4,36,996	3,40,571	4,27,434	5,03,434	7,04,321
Germany	152,365	115,256	191,909	151,505	142,086	2,68,156	2,32,421	3,56,585	2,79,616	2,36,872
France	1,737	1,338	189	603	31	6,305	2,730	851	5,270	487
Italy (including Fiume)	3,393	7,048	2,063	4,366	3,119	10,069	13,904	6,482	5,075	4,126
Austria	7,371	7,444	10,714	9,636	6,406	17,765	12,234	11,373	11,081	7,906
Hungary	1,334	523	160	1,066	115	3,716	1,058	912	5,101	596
Czechoslovakia	5,251	2,686	1,992	1,237	1,537	11,166	7,373	7,279	3,923	1,274
Japan	181,490	153,566	380,346	230,391	407,995	1,09,371	89,702	1,98,779	1,51,898	2,29,599
United States of America— Via Atlantic Coast	45,687	25,155	36,403	26,292	35,462	3,34,325	1,91,953	2,69,277	1,50,253	2,16,337
„ Pacific „	62	2	1	..	3	539	4	11	..	39
Other Foreign Countries	11,450	3,535	2,363	3,265	2,635	3,177	5,266	3,927	4,508	4,767
TOTAL FOREIGN COUNTRIES	411,155	316,548	623,045	428,361	599,489	7,70,489	5,57,145	3,55,456	3,22,665	7,02,108
Share of Bengal	152,307	106,639	243,168	141,012	291,656	3,56,339	2,39,525	3,69,247	2,71,523	4,49,911
„ Bombay	171,345	178,368	279,317	230,126	279,373	4,27,766	3,62,310	5,04,513	4,78,493	5,41,021
„ Sind	39,924	35,451	78,379	55,316	60,604	1,42,135	1,20,634	1,37,426	1,51,359	1,70,303
„ Madras	35,440	30,629	46,950	43,479	50,647	1,33,601	99,372	1,14,567	1,20,196	1,37,537
„ Burma	136,023	107,392	126,772	109,386	127,577	1,57,184	85,375	1,17,147	1,04,523	1,07,747
TOTAL	534,539	458,459	774,476	578,719	809,862	12,07,485	8,97,716	12,32,890	11,26,099	14,06,424

ARTICLES, AND COUNTRIES OF CONSIGNMENT; ALSO SHARE OF EACH PROVINCE	QUANTITY					VALUE				
	1930-31	1931-32	1932-33	1933-34	1934-35	1930-31	1931-32	1932-33	1933-34	1934-35
	Tons	Tons	Tons	Tons	Tons	₹	₹	₹	₹	₹
Building and Engineering materials other than of iron, steel or wood—										
Asphalt (H. B)—										
United Kingdom (including Channel Islands)	1,536	466	848	1,908	2,241	1,78,081	55,128	1,01,558	1,84,605	1,94,723
Aden and Dependencies	..	136	10,660
Ceylon (excluding Maldives)	288	45	..	60	82	49,108	3,058	..	4,402	2,549
British West India Islands (excluding Bahamas)	..	730	130	66,393	11,952
Canada—										
Vid Atlantic Coast	25	5,388	..
Other British Possessions	..	1	..	81	106	3	4,857	..
TOTAL BRITISH EMPIRE	1,824	1,410	978	2,074	2,278	2,27,159	1,85,343	1,13,513	1,99,347	1,97,372
Germany	37	514	921	85	430	2,547	205	66,105	7,851	21,106
Netherlands	4,574	7,210	1,300	2	112	4,12,475	569,801	98,533	168	9,640
Belgium	674	1	..	2	..	52,520	52	12	3,878	..
Portugal (including Azores and Madeira)	132	18,245
Iraq	3,644	14	..	1,35,312	7	5	799	..
Japan	11	62	..	6	..	748	5,260
Egypt	11,601	12,868	9,231	12,475	7,083	8,98,946	869,354	5,72,127	7,44,227	3,04,233
United States of America—										
Vid Atlantic Coast	6,036	5,171	6,813	7,138	4,400	6,39,377	410,704	5,77,398	4,17,774	2,97,524
" Pacific "	4,542	833	3,697	7,951	2,171	4,08,540	90,646	3,36,827	5,14,010	1,82,422
Mexico	15,357	5,966	11,822	9,30,636	3,17,663	5,24,416
Other Foreign Countries	6	18	7	3	..	874	2,788	814	235	99
TOTAL FOREIGN COUNTRIES	30,104	26,170	37,458	33,700	26,080	26,10,891	19,83,063	25,91,292	30,07,403	14,34,849
Share of Bengal	10,735	3,794	14,333	10,316	3,674	10,39,720	7,02,530	10,43,943	7,42,027	6,84,341
" Bombay	12,399	10,049	12,152	3,376	3,090	10,08,125	7,72,905	5,41,194	5,21,510	4,34,915
" Sind	2,121	4,049	5,315	7,411	6,301	1,30,376	2,94,571	3,47,227	4,05,999	2,96,715
" Madras	2,302	2,591	2,737	4,324	2,413	2,19,276	2,04,098	2,02,942	2,51,095	1,33,193
" Burma	4,461	2,097	3,220	4,543	3,270	3,90,553	1,49,092	3,64,434	2,75,433	1,77,501
TOTAL	31,928	27,580	38,436	35,774	28,358	28,38,050	21,23,406	27,04,805	22,06,655	16,32,121
Bricks—										
Bricks (other than firebricks) (H. U)—										
United Kingdom (including Channel Islands)	17,068	18,124	34,956	22,745	2,079	3,931	4,720	18,336	5,652	7,216
Other British Possessions	24	2,350	312	3	166	37
TOTAL BRITISH EMPIRE	17,092	18,124	34,956	25,095	2,391	3,934	4,720	18,336	5,818	7,253
TOTAL FOREIGN COUNTRIES	4,000	5,860	8,000	3,762	93	535	894	1,233	1,755	151
Share of Bengal	4,207	5,038	13,424	6,908	866	1,109	1,297	3,945	3,196	1,171
" Bombay	5,032	360	..	4,066	521	1,769	272	..	1,774	1,401
" Sind	400	12	187	321	27	6,721
" Madras	112	2,260	9,633	2,360	910	193	333	1,443	1,603	106
" Burma	11,636	15,338	14,456	3,521	..	1,398	3,658	14,011	1,971	..
TOTAL	21,087	23,484	42,956	28,657	2,484	4,469	5,004	19,019	7,573	7,408

No. 10—continued

ARTICLES, AND COUNTRIES OF CONSIGNMENT; ALSO SHARE OF EACH PROVINCE	QUANTITY					VALUE				
	1930-31	1931-32	1932-33	1933-34	1934-35	1930-31	1931-32	1932-33	1933-34	1934-35
Building and Engineering materials, other than of iron, steel or wood—continued										
Bricks—contd.										
Firebricks (III, U)—										
	No.	No.	No.	No.	No.	₹	₹	₹	₹	₹
United Kingdom (including Channel Islands)	1,114,817	7,8,231	470,564	689,709	607,916	2,23,848	1,31,987	92,796	1,30,308	1,01,968
Other British Possessions	56	450	933	86	..	74	105	217	34
TOTAL BRITISH EMPIRE	1,114,817	7,8,287	471,014	690,732	607,961	2,23,848	1,32,011	92,901	1,30,525	1,01,997
Germany	78	..	12,684	3,874	6,265	200	..	2,715	7,999	3,511
Other Foreign Countries	5,418	13,964	544	3,314	1,345	2,310	6,432	149	1,313	995
TOTAL FOREIGN COUNTRIES	5,491	13,964	13,228	12,188	7,610	3,010	6,432	2,864	9,317	4,506
Share of Bengal	34,707	6,938	21,735	16,940	5,436	24,031	4,265	5,534	5,331	2,551
.. Bombay	159,724	235,000	114,709	86,627	57,379	49,956	54,305	37,143	35,215	19,435
.. Sind	33,014	12,203	2,466	11,931	25,327	6,066	3,668	514	3,430	11,302
.. Madras	126,378	60,947	50,411	60,376	13,632	25,337	12,368	5,652	2,303	6,735
.. Burma	766,435	413,153	394,371	523,543	603,337	1,20,963	63,467	46,923	62,653	67,730
TOTAL	1,120,308	727,301	484,242	702,920	615,561	2,26,858	1,33,493	95,765	1,39,842	1,06,503
Cement—										
Portland (III, U)—										
	Tons	Tons	Tons	Tons	Tons					
United Kingdom (including Channel Islands)	61,761	44,552	33,257	31,036	45,315	34,42,605	24,10,716	15,37,469	12,97,165	17,01,696
Ceylon (excluding Maldives)	87	87	233	48	48	6,568	2,451	9,533	2,213	2,659
Straits Settlements	203	160	141	63	8	12,691	3,103	7,303	3,412	501
Other British Possessions	112	..	1	4,550	10	24
TOTAL BRITISH EMPIRE	62,163	44,749	33,632	31,147	45,371	34,66,414	24,31,285	16,04,329	13,02,790	17,04,856
Norway	560	243	372	64	5	23,523	13,030	14,940	2,500	195
Denmark	1,337	2,136	1,762	752	..	53,323	36,423	60,087	22,205	..
Germany	3,077	1,253	772	173	67	1,45,909	55,504	34,430	7,373	2,773
Netherlands	94	17	..	366	1	4,571	720	..	3,933	40
Belgium	1,350	321	236	19	91	73,613	34,946	10,505	1,597	4,134
Italy (including Fiume)	1,143	1,340	11	33	136	41,076	51,606	353	3,107	5,542
Austria	452	20	14,025	363	..	22	..
Jugo-Slavia (Kingdom of the Serbs-Croats and Slovenes)	1,944	6,627	4,703	3,945	2,364	73,564	2,13,647	1,44,933	1,02,265	60,173
Japan	30,733	23,976	33,773	27,373	17,310	12,34,221	9,45,243	3,00,629	5,53,331	3,63,640
United States of America— Via Atlantic Coast	143	123	61	92	42	10,741	14,372	3,622	3,199	3,766
.. Pacific	42	5,933
Other Foreign Countries	134	49	31	12	10	6,734	1,597	1,769	534	731
TOTAL FOREIGN COUNTRIES	47,577	41,647	46,710	32,334	20,595	17,55,314	14,29,439	10,32,443	7,15,431	4,46,039
Share of Bengal	32,303	11,633	13,434	10,631	9,639	3,12,310	4,23,273	3,53,133	3,34,070	3,13,323
.. Bombay	7,644	9,433	12,074	6,941	10,036	2,36,279	3,52,353	2,95,009	2,01,437	3,19,159
.. Sind	1,143	3,014	3,736	6,434	3,13	52,362	1,04,134	69,157	1,24,102	43,314
.. Madras	31,054	32,336	33,236	33,639	36,061	15,41,471	14,40,334	12,00,306	5,35,593	3,33,251
.. Burma	46,939	29,960	31,332	15,333	13,042	34,13,306	15,24,576	7,59,629	5,23,714	6,13,663
TOTAL	109,740	36,335	30,342	34,031	35,936	32,21,723	33,50,724	26,86,777	20,13,271	21,50,955

GENERAL IMPORTS

(66)

No. 10—continued

ARTICLES, AND COUNTRIES OF CONSIGNMENT; ALSO SHARE OF EACH PROVINCE	QUANTITY					VALUE				
	1930-31	1931-32	1932-33	1933-34	1934-35	1930-31	1931-32	1932-33	1933-34	1934-35
Building and Engineering materials, other than of iron, steel or wood—continued						R	R	R	R	R
Other kinds (III, U)—	Tons	Tons	Tons	Tons	Tons					
United Kingdom (including Channel Islands)	1,407	607	1,031	1,032	615	1,08,180	1,12,754	1,18,747	1,18,145	1,34,140
Canada—										
Via Atlantic Coast	11	..	10	28	20	8,708	..	2,572	6,821	9,320
Other British Possessions	25	25	26	..	1	1,870	1,125	1,594	162	159
TOTAL BRITISH EMPIRE	1,448	632	1,067	1,060	636	1,08,764	1,13,879	1,22,918	1,25,118	1,43,619
Sweden	10	1	5,679	814
Netherlands	41	21	21	30	33	18,168	6,057	5,161	5,711	5,225
Belgium	26	7	19	86	70	1,186	1,269	1,810	8,381	7,156
France	73	81	169	118	27	4,977	5,841	11,843	7,428	1,754
Italy (including Fiume)	86	52	45	68	4	5,296	3,051	2,559	5,941	830
Japan	7	22	502	112	189	612	2,120	8,914	5,210	10,854
United States of America—										
Via Atlantic Coast	561	351	454	407	378	74,216	52,207	47,867	36,791	51,289
" Pacific "	2	232	..	1	..	1,521	21,395	..	334	107
Other Foreign Countries	18	21	10	7	221	3,075	3,964	2,399	1,696	2,486
TOTAL FOREIGN COUNTRIES	619	789	1,220	824	919	1,10,330	96,218	80,453	71,442	79,700
Share of Bengal	684	566	1,124	366	370	32,669	76,130	57,591	64,399	36,433
" Bombay	414	28	445	215	127	34,865	13,651	40,311	22,109	14,026
" Sind	418	423	452	674	775	54,432	60,414	45,519	89,317	64,834
" Madras	139	133	55	33	34	30,308	31,667	19,695	20,794	14,307
" Burma	609	151	205	97	39	77,070	43,245	40,260	30,041	39,919
TOTAL	2,268	1,421	2,287	1,884	1,355	2,79,094	2,10,097	2,08,266	1,96,560	2,23,319
Total Cement—	Tons	Tons	Tons	Tons	Tons					
United Kingdom (including Channel Islands)	62,168	45,159	24,228	32,068	45,980	36,05,791	25,28,470	17,06,216	14,15,310	18,85,896
Ceylon (including Maldives)	111	56	245	48	49	8,858	3,224	10,460	2,855	2,808
Straits Settlements	204	166	155	63	3	12,771	3,458	7,970	3,422	511
Canada—										
Via Atlantic Coast	11	..	10	28	20	3,708	..	2,572	6,821	9,320
Other British Possessions	112	..	1	4,550	12	24
TOTAL BRITISH EMPIRE	63,606	45,381	24,699	32,207	46,007	36,35,178	25,35,164	17,27,242	14,27,908	18,48,475
Sweden	10	1	10	..	2	5,679	814	405	..	240
Norway	560	243	372	64	5	23,523	13,020	14,940	2,500	106
Denmark	1,328	2,137	1,762	753	..	58,543	86,600	60,087	22,406	177
Germany	3,083	1,273	778	183	88	1,43,794	59,261	36,425	9,045	5,081
Netherlands	185	28	21	306	34	17,739	6,777	5,161	14,649	5,266
Belgium	1,876	823	245	105	161	79,804	36,215	12,415	9,838	11,340
France	75	81	169	118	27	5,101	5,842	11,945	7,428	1,754
Italy (including Fiume)	1,284	1,393	55	151	200	46,372	64,657	2,917	9,043	6,373
Austria	453	30	4	14,538	553	289	22	..
Jugo-Slavia (Kingdom of the Serbs, Croats and Slovenes)	1,944	6,637	4,703	3,946	2,364	73,564	2,18,647	1,44,988	1,02,556	60,173
Japan	36,790	28,998	20,274	27,435	18,008	12,84,833	9,47,368	8,09,613	5,68,541	3,79,494
United States of America—										
Via Atlantic Coast	709	474	515	499	417	98,957	67,079	56,489	44,990	55,055
" Pacific "	2	274	..	1	..	1,521	27,378	..	334	107
Other Foreign Countries	182	49	21	12	8	6,620	1,926	1,377	566	541
TOTAL FOREIGN COUNTRIES	48,896	42,426	47,930	33,708	21,314	18,65,644	15,25,657	11,62,901	7,86,923	5,25,799
Share of Bengal	23,592	12,254	14,543	11,486	9,909	9,94,979	5,04,393	4,10,727	3,93,369	4,03,356
" Bombay	3,053	9,634	12,519	7,156	10,213	3,30,944	3,66,504	3,25,320	2,23,596	3,33,125
" Sind	1,567	3,497	4,124	7,703	2,913	1,06,344	1,54,543	1,14,676	1,33,419	1,07,843
" Madras	31,193	32,432	29,341	23,732	26,145	15,71,879	14,63,551	19,39,541	3,56,392	3,71,553
" Burma	47,593	30,111	22,037	16,433	13,141	24,96,370	15,73,820	7,99,379	5,53,055	6,58,437
TOTAL	112,002	87,317	82,929	65,915	67,321	55,00,822	40,90,821	29,90,143	22,14,331	23,74,374

No. 10—continued

ARTICLES, AND COUNTRIES OF CONSIGNMENT; ALSO SHARE OF EACH PROVINCE	QUANTITY					VALUE				
	1930-31	1931-32	1932-33	1933-34	1934-35	1930-31	1931-32	1932-33	1933-34	1934-35
Building and Engineering materials other than of iron, steel or wood—continued						R	R	R	R	R
Chalk and lime, excluding French Chalk (III. U)—	Cwts.	Cwts.	Cwts.	Cwts.	Cwts.					
United Kingdom (including Channel Islands)	19,928	26,488	28,921	26,881	52,085	42,340	48,229	50,283	55,604	1,06,141
Aden and Dependencies	8,200	5,105
Other British Possessions	61	..	81	24	..	308	..	161	77	..
TOTAL BRITISH EMPIRE	28,199	26,488	28,952	26,905	52,085	47,753	48,229	50,434	55,681	1,06,141
Germany	284	180	640	920	1,110	640	1,301	1,366	8,378	5,785
Belgium	1,817	2,074	920	14,872	31,894	4,598	4,269	2,387	24,221	58,250
Japan	5	5	25	2,701	5,817	105	98	223	9,474	17,669
Other Foreign Countries	485	8	289	359	1,210	801	8	1,481	768	2,372
TOTAL FOREIGN COUNTRIES	2,541	2,262	1,874	18,852	40,031	6,189	5,871	5,457	37,881	79,076
Share of Bengal	19,458	21,804	25,402	18,342	48,585	31,539	33,587	36,565	33,829	96,632
" Bombay	473	1,322	1,065	10,874	23,327	1,137	3,979	3,659	21,479	43,341
" Sind	515	9	28	8,203	12,805	918	23	445	13,764	21,315
" Madras	364	456	224	1,763	2,791	2,312	3,459	1,441	6,207	3,431
" Burma	4,930	4,659	4,107	6,075	5,218	17,986	13,822	13,721	18,349	26,868
TOTAL	25,740	28,760	30,826	45,257	92,116	58,892	58,900	55,891	98,512	1,85,217
Clay (III. U)—	Cwts.	Cwts.	Cwts.	Cwts.	Cwts.					
United Kingdom (including Channel Islands)	24,330	16,567	12,147	13,429	13,294	61,059	43,465	31,002	32,592	31,277
Other British Possessions	22	..	121	107	13	270
TOTAL BRITISH EMPIRE	24,330	16,567	12,169	13,429	13,415	61,059	43,465	32,009	32,605	31,547
United States of America— Via Atlantic Coast	559	66	101	865	267	2,768	957	1,563	1,356	2,078
" Pacific	1,094	936	100	10,624	6,362	579
Other Foreign Countries	168	134	458	272	1,392	1,245	4,030	4,374	1,490	5,553
TOTAL FOREIGN COUNTRIES	727	200	1,653	1,573	1,759	4,013	4,987	16,571	9,208	9,210
Share of Bengal	1,447	299	2,050	2,065	2,434	5,334	1,264	10,934	12,511	9,163
" Bombay	3,101	5,523	3,146	2,761	3,432	9,059	20,103	10,939	7,476	10,615
" Sind	2,345	2,034	598	81	212	6,456	4,649	5,263	172	433
" Madras	3,906	2,051	1,709	1,938	1,459	12,344	5,513	5,713	5,901	4,690
" Burma	13,758	6,860	6,409	7,157	7,617	30,879	15,913	15,723	15,753	15,866
TOTAL	25,057	16,767	13,822	15,002	15,174	65,072	43,452	43,580	41,313	40,757
Flies (III. U)—	No.	No.	No.	No.	No.					
United Kingdom (including Channel Islands)	2,379,818	2,424,475	1,784,851	1,834,571	2,333,241	3,01,855	2,44,196	1,81,523	2,15,912	2,45,167
Other British Possessions	48,948	55,172	1,408	3,907	20,043	3,797	1,527	753	880	813
TOTAL BRITISH EMPIRE	2,428,766	2,479,647	1,786,254	1,838,478	2,353,284	3,05,652	2,45,723	1,82,276	2,16,792	2,45,980
Germany	966,752	612,991	586,696	95,333	132,641	85,227	47,197	48,044	5,485	14,437
Netherlands	126,080	339,715	95,045	18,000	2,600	8,467	20,731	7,665	1,478	292
Belgium	2,738,593	2,313,303	974,345	738,752	400,122	3,36,466	2,01,871	1,84,473	1,30,280	1,00,152
France	1,832,901	991,195	588,437	487,624	279,789	1,17,548	78,239	41,059	31,155	28,434
Italy (including Fiume)	2,455,099	1,791,850	1,222,375	759,255	532,215	5,19,832	3,62,788	4,18,019	2,66,299	1,59,190
Austria	27,758	69,616	3,900	2	30,000	2,343	33,338	4,024	1	2,813
Japan	683,936	1,566,948	5,004,925	9,619,895	9,552,500	92,715	1,90,416	3,85,719	5,21,885	5,63,970
Other Foreign Countries	37,903	16,752	72,286	59,678	11,194	4,439	2,708	4,555	5,010	5,073
TOTAL FOREIGN COUNTRIES	8,864,021	7,702,370	8,547,509	11,778,479	10,941,027	11,67,097	10,27,233	10,68,618	9,64,638	8,64,431

ARTICLES, AND COUNTRIES OF CONSIGNMENT; ALSO SHARE OF EACH PROVINCE	QUANTITY					VALUE				
	1930-31	1931-32	1932-33	1933-33	1934-35	1930-31	1931-32	1932-33	1933-34	1934-35
						R	R	R	R	R
Building and Engineering materials, other than of iron, steel or wood—continued										
<i>Files (III. U)—continued</i>	No.	No.	No.	No.	No.					
Share of Bengal	1,933,973	1,389,604	1,342,916	2,221,744	2,405,782	3,79,785	2,62,569	2,82,533	2,99,609	2,26,467
" Bombay	6,671,367	6,422,526	6,434,065	3,370,147	9,304,284	7,13,742	6,78,917	6,62,981	6,28,520	7,04,924
" Sind	493,251	556,597	1,109,705	1,391,350	673,123	82,675	70,979	1,18,305	1,20,008	59,901
" Madras	1,126,067	1,015,335	1,042,195	738,910	557,846	1,52,692	1,30,638	1,27,774	98,080	73,689
" Burma	1,008,229	837,395	398,233	394,366	343,271	1,43,855	1,29,903	54,006	49,708	46,030
TOTAL	11,292,787	10,182,017	10,838,768	12,616,957	13,284,311	14,72,749	12,78,008	12,45,899	11,80,925	11,09,011
Other kinds (III. U)—										
United Kingdom (including Channel Islands)	Cwts.	Cwts.	Cwts.	Cwts.	Cwts.					
Ceylon (excluding Maldives).	27,619	25,644	5,857	2,441
Canada—										
Via Atlantic Coast	406	220	1,340	4,277	3,055	13,978
" Pacific "	70	1,294
Other British Possessions	27,088	26,092	21,097	283	2	7,267	4,843	6,146	8,166	26
TOTAL BRITISH EMPIRE	52,118	46,344	45,297	51,065	48,772	4,16,000	3,78,707	3,01,431	3,42,229	3,01,200
Sweden	30	58	30	2,002	..	216	1,152	372	32,510
Germany	992	7,699	155	94	755	17,038	62,199	2,472	1,723	6,027
Belgium	227	1	2,381	700	..	10,275	7	24,561	2,753	..
France	18	17	4	5	6	6,341	2,609	2,834	229	716
Italy (including Fiume)	34,164	19,303	13,743	7,960	9,938	1,53,605	1,02,252	1,01,215	57,139	69,430
Austria	11	..	201	2,029	301	30	..	1,511	14,918	4,179
Siam	560	7,264
Japan	128	817	370	1,682	8,089	2,340
Egypt	4,128	..	7	13,858	..	20	..
United States of America—										
Via Atlantic Coast	16,023	4,641	5,533	5,856	6,873	1,01,485	98,530	93,218	88,627	87,434
" Pacific "	5,468	2,111	2,787	2,453	2,331	53,802	19,470	36,614	30,366	25,336
Other Foreign Countries	323	604	2,878	711	433	2,674	1,462	10,393	3,105	4,301
TOTAL FOREIGN COUNTRIES	56,291	38,644	23,943	30,552	23,244	4,10,305	3,00,708	2,82,916	2,07,541	2,32,222
Share of Bengal	48,491	36,118	32,314	22,304	27,544	4,28,592	3,52,431	3,32,744	3,32,070	3,06,773
" Bombay	12,371	7,179	7,140	3,502	10,332	99,628	53,391	1,60,775	1,04,315	1,29,991
" Sind	3,012	1,120	2,194	1,335	3,039	54,755	37,721	18,532	25,497	25,663
" Madras	12,891	8,397	9,318	4,502	3,396	1,46,293	1,17,330	98,014	54,582	41,133
" Burma	32,664	30,114	22,274	22,464	27,105	97,037	78,737	14,329	33,436	29,902
TOTAL	108,409	84,988	74,240	71,607	72,016	8,26,305	6,74,410	6,74,397	5,49,340	5,32,512
Total value of Building and Engineering materials, other than of iron, steel or wood—										
United Kingdom (including Channel Islands)	—	—	—	—	—	48,25,608	34,16,719	25,63,673	28,70,304	23,06,971
Aden and Dependencies	—	—	—	—	—	5,105	10,660	3
Ceylon (excluding Maldives)	—	—	—	—	—	62,737	10,968	14,491	13,020	8,339
Straits Settlements	—	—	—	—	—	13,969	8,473	8,815	5,148	672
Canada—										
Via Atlantic Coast	—	—	—	—	—	3,708	..	6,849	15,269	23,298
" Pacific "	—	—	—	—	—	..	1,294
British West India Islands (excluding Bahamas)	—	—	—	—	—	..	60,398	11,952
Other British Possessions	—	—	—	—	—	9,456	1,361	2,418	6,756	255
TOTAL BRITISH EMPIRE	—	—	—	—	—	49,20,583	35,18,868	26,08,197	24,10,497	23,39,458

No. 10—continued

ARTICLES, AND COUNTRIES OF CONSIGNMENT: ALSO SHARE OF EACH PROVINCE	QUANTITY					VALUE				
	1930-31	1931-32	1932-33	1933-34	1934-35	1930-31	1931-32	1932-33	1933-34	1934-35
Building and Engineering materials, other than of iron, steel or wood—concluded						R	R	R	R	R
Total value of Building and Engineering materials, other than of iron, steel or wood—contd.										
Sweden	—	—	—	—	—	5,940	2,356	1,942	906	32,750
Norway	—	—	—	—	—	28,526	18,030	14,940	3,003	195
Denmark	—	—	—	—	—	61,647	90,968	68,087	23,585	2,795
Germany	—	—	—	—	—	2,55,064	2,17,055	1,62,372	41,046	59,212
Netherlands	—	—	—	—	—	4,38,977	5,97,271	1,10,446	19,260	17,314
Belgium	—	—	—	—	—	4,83,658	3,32,414	1,93,028	1,70,970	1,64,747
France Portugal (including Azores and Madeira)	—	—	—	—	—	1,29,281	86,328	55,788	39,019	30,924
Italy (including Fiume)	—	—	—	—	—	18,246
Austria	—	—	—	—	—	7,25,804	6,19,692	5,23,509	3,32,486	2,86,367
Czechoslovakia Jugo-Slavia (Kingdom of the Serbs-Croats and Slovenes)	—	—	—	—	—	16,961	39,901	5,884	14,045	6,992
Iraq	—	—	—	—	—	8,585	3,879	3,668	1,087	2,511
Iran	—	—	—	—	—	75,361	2,18,647	1,50,842	1,02,560	60,178
Siam	—	—	—	—	—	1,85,258	7	6	804	..
Japan	—	—	—	—	—	7,965	368	139
Egypt	—	—	—	—	—	18,77,744	11,39,153	11,97,260	11,03,763	9,60,788
United States of America— Via Atlantic Coast	—	—	—	—	—	8,98,957	8,83,207	5,72,127	7,44,592	3,94,236
" Pacific "	—	—	—	—	—	8,98,498	5,79,580	7,29,258	5,56,992	4,44,453
Mexico	—	—	—	—	—	5,24,323	1,37,834	3,84,075	5,51,072	2,08,399
Other Foreign Countries	—	—	—	—	—	..	1,866	9,80,886	3,17,668	5,24,416
TOTAL FOREIGN COUNTRIES	—	—	—	—	—	3,060	1,526	2,976	388	4,829
Share of Bengal	—	—	—	—	—	60,67,634	48,59,724	51,26,902	40,24,494	31,50,245
" Bombay	—	—	—	—	—	29,06,589	15,92,641	21,32,230	18,26,373	16,23,998
" Sind	—	—	—	—	—	22,14,360	19,55,176	20,52,013	15,43,836	16,73,830
" Madras	—	—	—	—	—	4,38,090	5,66,169	6,05,243	7,42,307	6,23,022
" Burma	—	—	—	—	—	21,31,128	19,36,745	16,73,524	12,91,664	11,43,702
TOTAL	—	—	—	—	—	32,99,052	29,27,371	12,23,029	10,30,161	10,10,071
Buttons of all sorts— Metal (III. U)—										
United Kingdom (including Channel Islands)	—	—	—	—	—	48,253	63,873	59,530	1,05,246	1,03,055
Other British Possessions	—	—	—	—	—	22	74	308	54	98
TOTAL BRITISH EMPIRE	—	—	—	—	—	48,275	63,952	59,838	1,05,300	1,03,149
Germany	—	—	—	—	—	2,16,757	2,13,608	3,55,178	3,28,075	3,84,846
France	—	—	—	—	—	4,746	408	35,842	1,787	241
Italy (including Fiume)	—	—	—	—	—	8,136	9,646	12,180	12,926	7,280
Austria	—	—	—	—	—	4,899	4,009	7,902	7,281	5,293
Czechoslovakia	—	—	—	—	—	3,27,177	3,10,520	4,11,205	3,74,378	4,53,305
Japan	—	—	—	—	—	3,632	436	12,153	76,087	69,260
United States of America— Via Atlantic Coast	—	—	—	—	—	55,425	30,711	41,866	46,506	26,538
" Pacific "	—	—	—	—	—	722	127
Other Foreign Countries	—	—	—	—	—	868	2,946	867	1,433	995
TOTAL FOREIGN COUNTRIES	—	—	—	—	—	6,21,188	5,72,281	3,80,723	3,49,145	9,46,879
Share of Bengal	—	—	—	—	—	1,46,049	1,51,344	2,77,300	2,32,043	2,32,674
" Bombay	—	—	—	—	—	3,66,743	3,74,699	5,17,520	5,46,963	5,59,808
" Sind	—	—	—	—	—	16,068	29,388	26,128	51,122	55,740
" Madras	—	—	—	—	—	38,529	52,419	99,173	81,533	94,323
" Burma	—	—	—	—	—	44,024	22,433	26,436	42,724	57,533
TOTAL	—	—	—	—	—	6,69,413	6,32,283	9,46,553	9,54,445	10,50,029

ARTICLES, AND COUNTRIES OF CONSIGNMENT; ALSO SHARE OF EACH PROVINCE	QUANTITY					VALUE				
	1980-81	1981-82	1982-83	1983-84	1984-85	1980-81	1981-82	1982-83	1983-84	1984-85
Buttons of all sorts—continued						R	R	R	R	R
<i>Other sorts (III. U)—</i>										
United Kingdom (including Channel Islands)	—	—	—	—	—	82,008	99,209	41,882	49,246	46,842
Hongkong	—	—	—	—	—	8,099	359	88	195	196
Other British Possessions	—	—	—	—	—	201	79	18	188	18
TOTAL BRITISH EMPIRE	—	—	—	—	—	42,108	29,647	41,978	49,624	46,561
Poland (including Danzig)	—	—	—	—	—	8,168	2,616
Germany	—	—	—	—	—	1,06,089	56,398	58,248	60,424	95,881
Belgium	—	—	—	—	—	5,280	2,368	742	546	3,205
France	—	—	—	—	—	25,314	35,481	85,058	9,633	9,058
Italy (including Fiume)	—	—	—	—	—	2,96,916	3,28,908	5,52,189	3,53,289	2,87,568
Czechoslovakia	—	—	—	—	—	81,598	46,656	66,394	1,00,622	1,46,970
China (exclusive of Hongkong and Macao)	—	—	—	—	—	19,986	438	257	18	50
Japan	—	—	—	—	—	5,32,889	4,29,837	7,11,560	6,04,566	10,86,058
United States of America—										
<i>Via Atlantic Coast</i>	—	—	—	—	—	3,857	4,141	6,401	740	408
<i>" Pacific "</i>	—	—	—	—	—	182
Other Foreign Countries	—	—	—	—	—	3,784	921	2,821	1,306	3,067
TOTAL FOREIGN COUNTRIES	—	—	—	—	—	10,76,502	8,04,088	14,38,808	11,89,251	15,86,840
<i>Share of Bengal</i>	—	—	—	—	—	4,84,807	3,84,166	5,98,655	3,89,608	6,14,158
<i>" Bombay</i>	—	—	—	—	—	2,28,280	2,49,903	3,31,453	3,53,485	4,85,231
<i>" Sind</i>	—	—	—	—	—	1,92,690	1,83,715	3,07,246	1,92,439	2,28,068
<i>" Madras</i>	—	—	—	—	—	39,429	28,808	40,200	59,531	45,050
<i>" Burma</i>	—	—	—	—	—	1,81,488	71,148	1,46,167	1,87,767	3,65,284
TOTAL	—	—	—	—	—	11,17,665	9,17,785	14,75,781	11,82,875	16,38,891
Total value of Buttons of all sorts—										
United Kingdom (including Channel Islands)	—	—	—	—	—	81,156	87,087	1,01,412	1,49,492	1,49,398
Hongkong	—	—	—	—	—	9,001	366	187	217	196
Other British Possessions	—	—	—	—	—	231	146	212	215	106
TOTAL BRITISH EMPIRE	—	—	—	—	—	90,378	87,599	1,01,811	1,49,924	1,49,700
Poland (including Danzig)	—	—	—	—	—	8,168	2,616
Germany	—	—	—	—	—	3,22,846	2,70,006	4,28,426	3,98,499	4,80,677
Belgium	—	—	—	—	—	6,144	2,398	912	1,182	2,964
France	—	—	—	—	—	80,000	35,984	71,895	11,420	9,299
Italy (including Fiume)	—	—	—	—	—	2,05,051	2,38,549	5,64,309	3,66,165	2,44,848
Austria	—	—	—	—	—	6,876	4,611	8,125	7,901	7,329
Czechoslovakia	—	—	—	—	—	4,03,775	2,57,176	4,77,599	4,75,000	6,00,284
China (exclusive of Hongkong and Macao)	—	—	—	—	—	19,986	1,228	282	18	95
Japan	—	—	—	—	—	5,36,471	4,24,328	7,28,749	6,80,602	11,56,818
United States of America—										
<i>Via Atlantic Coast</i>	—	—	—	—	—	59,282	84,852	47,797	47,246	25,941
<i>" Pacific "</i>	—	—	—	—	—	182	722	187
Other Foreign Countries	—	—	—	—	—	1,289	1,847	2,750	1,528	2,231
TOTAL FOREIGN COUNTRIES	—	—	—	—	—	16,06,700	14,66,869	23,20,516	19,88,896	25,88,719
<i>Share of Bengal</i>	—	—	—	—	—	6,30,886	5,35,510	8,75,955	6,21,646	8,96,832
<i>" Bombay</i>	—	—	—	—	—	5,55,008	6,24,509	8,98,973	9,00,448	10,45,039
<i>" Sind</i>	—	—	—	—	—	2,08,758	2,13,108	3,33,274	2,43,621	2,75,868
<i>" Madras</i>	—	—	—	—	—	1,96,949	81,337	1,39,422	1,41,104	1,39,273
<i>" Burma</i>	—	—	—	—	—	2,88,512	99,626	1,71,603	2,30,491	3,28,467
TOTAL	—	—	—	—	—	17,87,078	15,58,968	24,22,837	21,37,320	26,88,419

No. 10—continued

ARTICLES, AND COUNTRIES OF CONSIGNMENT; ALSO SHARE OF EACH PROVINCE	QUANTITY					VALUE				
	1930-31	1931-32	1932-33	1933-34	1934-35	1930-31	1931-32	1932-33	1933-34	1934-35
Candles of all kinds (II. U)—										
United Kingdom (including Channel Islands)	Lbs. 165,451	Lbs. 138,504	Lbs. 166,008	Lbs. 39,411	Lbs. 16,625	Rs. 81,496	Rs. 67,719	Rs. 72,149	Rs. 23,182	Rs. 12,432
Other British Possessions	4,405	7,549	4,768	4,171	5,612	1,659	2,180	1,794	1,604	2,097
TOTAL BRITISH EMPIRE	169,856	146,053	160,776	43,582	22,237	83,155	69,899	73,943	24,786	14,529
Germany	19,808	41,227	2,398	7,897	595	8,762	5,808	1,398	2,500	1,431
Netherlands	28,043	10,110	6,211	3,640	20	7,426	2,584	1,549	899	80
Belgium	66,250	63,232	61,264	25,382	28,910	28,002	19,871	13,680	8,084	7,910
Japan	15	98	1,322	4,743	92,492	31	84	301	1,344	19,618
Other Foreign Countries	18,095	89,727	8,791	6,954	3,909	5,594	14,830	1,368	3,150	1,191
TOTAL FOREIGN COUNTRIES	131,711	204,889	74,986	48,571	125,688	49,815	42,677	18,788	16,027	30,180
Share of Bengal	94,490	116,936	99,357	36,742	109,161	41,643	39,470	39,739	19,572	25,459
" Bombay	26,527	25,070	23,471	13,393	14,904	14,396	19,657	12,017	7,218	5,337
" Sind	41,419	26,880	22,162	17,337	20,393	14,042	11,575	8,318	7,322	3,137
" Madras	116,755	83,446	79,303	17,077	3,610	54,346	39,792	36,905	8,457	1,097
" Burma	22,376	96,110	11,669	13,554	9,293	8,644	17,972	5,300	6,344	4,139
TOTAL	301,567	350,442	235,762	92,153	147,970	1,32,970	1,12,576	92,679	40,813	44,709
Canes and Rattans (II. B)—										
United Kingdom (including Channel Islands)	Cwts. 179	Cwts. 202	Cwts. 8	Cwts. 48	Cwts. 450	Rs. 4,265	Rs. 4,823	Rs. 1,476	Rs. 3,285	Rs. 7,324
Straits Settlements	31,582	30,668	30,038	24,310	26,927	4,32,185	4,01,028	3,64,698	2,67,895	3,07,765
Hongkong	385	247	266	298	516	21,052	18,705	18,138	14,528	14,203
Other British Possessions	60	19	88	113	64	1,293	536	848	1,515	836
TOTAL BRITISH EMPIRE	32,206	31,131	30,375	24,769	27,957	4,58,705	4,20,092	3,80,160	2,86,698	3,30,628
Celebes and other Islands	1,283	165	..	206	159	7,276	1,886	..	7,079	2,114
Other Foreign Countries	366	418	696	279	340	8,641	3,187	4,354	2,850	4,089
TOTAL FOREIGN COUNTRIES	1,649	578	696	485	499	15,917	4,573	4,354	10,529	6,203
Share of Bengal	6,914	3,953	4,676	3,893	4,177	1,37,029	65,950	81,464	54,537	77,713
" Bombay	21,544	23,320	22,571	16,164	18,753	2,38,724	2,58,393	2,26,425	1,48,163	1,65,593
" Sind	2,444	1,148	920	2,566	1,732	33,023	26,895	18,891	33,179	32,933
" Madras	1,814	2,162	1,565	1,970	2,449	36,545	42,169	28,513	31,161	33,579
" Burma	1,139	1,131	1,239	946	1,290	39,301	31,169	29,716	27,147	27,063
TOTAL	33,855	31,704	31,071	25,254	28,456	4,74,622	4,24,665	3,85,014	2,97,223	3,36,828
Chalk, French (II. B)—										
United Kingdom (including Channel Islands)	Cwts. 792	Cwts. 671	Cwts. 318	Cwts. 364	Cwts. 388	Rs. 8,230	Rs. 6,283	Rs. 3,969	Rs. 4,836	Rs. 4,524
Other British Possessions	1	6	..	27	3	..	70
TOTAL BRITISH EMPIRE	792	672	318	364	394	8,230	6,283	3,969	4,836	4,594
TOTAL FOREIGN COUNTRIES	894	518	890	174	153	2,239	2,804	3,519	1,985	1,145
Share of Bengal	493	350	96	90	114	3,698	2,373	739	1,016	1,149
" Bombay	347	634	395	214	181	2,579	4,017	3,849	1,837	1,649
" Sind	47	73	51	75	45	339	1,014	730	1,243	647
" Madras	115	75	37	99	164	1,779	1,012	1,053	1,116	1,656
" Burma	119	68	79	60	63	1,524	666	1,117	360	641
TOTAL	1,126	1,190	708	538	547	10,469	9,087	6,488	6,821	5,742

ARTICLES, AND COUNTRIES OF CONSIGNMENT; ALSO SHARE OF EACH PROVINCE	QUANTITY					VALUE				
	1930-31	1931-32	1932-33	1933-34	1934-35	1930-31	1931-32	1932-33	1933-34	1934-35
Chemicals and chemical preparations (excluding chemical manures and medicines)—										
Acids—										
Acetic (pyrolicgneous acid) (III. C)—	Cwts.	Cwts.	Cwts.	Cwts.	Cwts.	R	R	R	R	R
United Kingdom (including Channel Islands)	378	1,640	981	1,616	2,341	12,712	43,160	80,219	53,739	74,175
Straits Settlements	72	107	42	222	154	2,750	3,362	1,075	6,500	5,594
Hongkong	8
TOTAL BRITISH EMPIRE	445	1,747	1,023	1,838	2,495	15,462	46,512	81,298	60,239	79,769
Germany	1,960	1,613	1,801	1,098	813	63,533	44,332	39,405	36,213	29,911
Netherlands	396	273	265	309	505	13,357	7,153	7,333	7,304	10,094
Switzerland	255	59	558	11,773	1,501	17,031
Japan	9	5	..	833	730	407	273	53	24,209	24,144
United States of America— Via Atlantic Coast	..	554	8,239
Other Foreign Countries	119	..	162	47	2	3,974	9	5,134	1,915	134
TOTAL FOREIGN COUNTRIES	2,840	2,519	1,723	2,192	2,603	93,439	61,556	52,430	69,821	83,514
Share of Bengal	730	547	630	1,029	1,161	23,012	16,159	13,354	32,421	41,351
.. Bombay	1,233	2,391	1,214	1,375	1,443	39,099	55,395	35,743	44,873	47,341
.. Sind	541	395	323	457	619	19,041	10,546	12,461	15,375	19,739
.. Madras	313	539	393	521	1,315	12,393	17,254	9,713	13,732	36,535
.. Burma	403	302	243	533	554	15,451	8,714	7,455	13,353	23,027
TOTAL	3,235	4,266	2,751	4,030	5,093	1,08,901	1,08,068	83,725	1,30,054	1,63,283
Carbolic (III. C)—	Cwts.	Cwts.	Cwts.	Cwts.	Cwts.					
United Kingdom (including Channel Islands)	545	496	438	620	593	25,233	19,763	20,670	37,332	26,341
Other British Possessions	12	..
TOTAL BRITISH EMPIRE	545	496	438	620	593	25,233	19,763	20,670	37,332	26,341
Germany	102	146	21	15	16	4,359	7,394	1,904	2,893	2,502
Japan	63	132	19	3,437	5,573
Other Foreign Countries	20	6	1	22	1	930	742	74	1,239	113
TOTAL FOREIGN COUNTRIES	122	152	22	100	149	5,289	8,136	1,997	7,616	3,188
Share of Bengal	341	343	245	372	350	13,521	15,313	14,322	25,534	17,039
.. Bombay	70	165	135	223	233	3,433	5,843	4,147	13,333	8,709
.. Sind	57	31	15	91	99	2,990	1,395	2,143	5,433	5,332
.. Madras	37	34	31	20	47	2,333	2,550	1,742	1,184	2,366
.. Burma	113	75	4	9	13	3,446	2,164	313	971	1,183
TOTAL	667	648	490	720	747	31,077	27,894	22,667	45,450	34,529
Citric (III. C)—	Cwts.	Cwts.	Cwts.	Cwts.	Cwts.					
United Kingdom (including Channel Islands)	376	299	262	337	343	51,230	25,355	20,329	17,251	41,599
Other British Possessions	29	1
TOTAL BRITISH EMPIRE	376	299	262	337	343	51,230	25,385	20,329	17,251	41,600
Germany	44	38	92	125	393	6,209	2,607	6,395	6,332	13,173
Italy (including Fiume)	149	236	573	1,323	1,169	17,272	22,091	30,745	63,306	52,633
Czechoslovakia	144	6,437
Other Foreign Countries	94	15	55	40	91	9,337	1,123	3,052	2,074	4,506
TOTAL FOREIGN COUNTRIES	287	339	726	1,488	1,800	32,818	25,824	40,722	71,763	81,809
Share of Bengal	437	337	337	770	763	54,313	26,556	20,433	33,331	35,333
.. Bombay	105	133	455	763	1,339	11,391	13,306	24,030	37,303	61,707
.. Sind	16	40	70	140	373	3,347	3,439	4,333	7,330	17,330
.. Madras	22	13	32	133	119	3,300	1,335	2,307	4,523	5,733
.. Burma	33	60	43	24	49	11,337	5,433	3,404	1,546	2,733
TOTAL	663	638	768	1,825	2,645	84,093	51,209	61,051	80,013	1,23,309

No. 10—continued

ARTICLES, AND COUNTRIES OF CONSIGNMENT; ALSO SHARE OF EACH PROVINCE	QUANTITY					VALUE				
	1930-31	1931-32	1932-33	1933-34	1934-35	1930-31	1931-32	1932-33	1933-34	1934-35
Chemicals and chemical pre- parations (excluding chemical manures and medicines)— continued										
Acids—continued										
Hydrochloric Acid (III. C)(a)—			Cwts.	Cwts.	Cwts.					
United Kingdom (including Channel Islands)	—	—	277	380	309	—	—	9,747	10,398	9,067
Straits Settlements	—	—	—	—	..	10	..
TOTAL BRITISH EMPIRE	—	—	277	380	309	—	—	9,747	10,408	9,067
Germany	—	—	137	114	60	—	—	6,681	5,585	3,404
Other Foreign Countries	—	—	16	137	124	—	—	940	1,409	1,612
TOTAL FOREIGN COUNTRIES	—	—	153	251	184	—	—	7,621	6,994	5,016
Share of Bengal	—	—	79	85	164	—	—	4,422	3,259	3,548
" Bombay	—	—	106	151	79	—	—	2,784	3,193	1,320
" Sind	—	—	70	59	46	—	—	3,098	2,714	2,431
" Madras	—	—	63	70	33	—	—	3,306	3,544	2,004
" Burma	—	—	113	246	361	—	—	3,760	5,692	4,580
TOTAL	—	—	430	611	583	—	—	17,368	17,462	14,083
Nitric (III. C)—										
United Kingdom (including Channel Islands)	Cwts.	Cwts.	Cwts.	Cwts.	Cwts.	19,513	28,078	7,461	5,957	2,898
Other British Possessions	9	8	856	107
TOTAL BRITISH EMPIRE	434	737	163	115	50	19,513	28,078	7,461	5,957	2,898
Norway	3,273	1,072	3,475	3,388	..	93,964	37,694	57,350	46,937
Germany	3,955	6,690	376	259	538	77,830	1,22,337	13,907	8,966	10,780
Other Foreign Countries	17	71	33	294	95	1,474	1,699	1,560	3,737	1,634
TOTAL FOREIGN COUNTRIES	3,972	10,034	2,381	4,023	4,021	79,318	1,88,050	58,161	70,058	59,401
Share of Bengal	1,063	1,330	319	304	395	23,623	21,607	18,481	14,195	4,307
" Bombay	2,119	4,569	1,319	1,599	1,605	36,877	32,523	26,784	26,419	23,734
" Sind	459	315	199	341	149	15,003	10,313	7,530	6,570	4,078
" Madras	552	4,398	63	1,371	1,923	14,777	94,811	3,674	24,310	24,053
" Burma	213	218	142	128	90	9,536	7,330	5,270	4,416	2,322
TOTAL	4,406	10,780	2,542	4,143	4,071	98,626	2,17,084	60,729	75,910	62,294
Oxalic (III. C)—										
United Kingdom (including Channel Islands)	Cwts.	Cwts.	Cwts.	Cwts.	Cwts.	13,648	449	985	977	853
Germany	1,536	559	1,256	1,681	1,261	36,668	14,703	35,550	53,990	42,074
Netherlands	100	548	747	743	261	2,392	14,595	24,740	24,056	9,838
Japan	475	904	12,018	26,126
Other Foreign Countries	160	..	50	..	20	3,705	..	1,610	24	722
TOTAL FOREIGN COUNTRIES	1,796	1,107	2,053	2,899	2,446	42,765	29,298	61,900	90,088	78,682
Share of Bengal	304	101	150	476	303	7,319	3,666	4,110	14,610	10,460
" Bombay	790	368	526	544	319	18,353	7,093	16,304	16,265	25,840
" Sind	466	433	320	311	217	11,042	11,442	17,216	23,402	6,195
" Madras	400	..	440	659	779	9,779	7	10,341	20,309	27,673
" Burma	400	310	433	326	342	9,620	3,149	14,414	19,979	3,409
TOTAL	2,360	1,117	2,074	2,916	2,459	56,413	29,747	62,835	91,063	79,520
Sulphuric (III. C)—										
United Kingdom (including Channel Islands)	Cwts.	Cwts.	Cwts.	Cwts.	Cwts.	10,481	6,865	5,037	8,695	6,778
Other British Possessions	23	..	3	3	..	715	1	59	42
TOTAL BRITISH EMPIRE	314	427	350	683	590	10,481	7,580	5,038	8,154	6,820
Germany	1,288	227	269	455	500	17,316	6,894	8,141	10,282	7,278
Netherlands	11,186	4,641	4,575	377	211	66,376	30,128	29,475	3,479	1,733
Belgium	225	1,335	2,067	2,090	..	1,351	9,368	11,272	12,573
Other Foreign Countries	740	44	48	406	139	5,775	431	607	2,632	1,184
TOTAL FOREIGN COUNTRIES	13,209	5,137	6,427	3,305	2,939	89,467	38,804	47,591	27,665	22,313

(a) Separately recorded from 1932-33.

ARTICLES, AND COUNTRIES OF CONSIGNMENT; ALSO SHARE OF EACH PROVINCE	QUANTITY					VALUE				
	1930-31	1931-32	1932-33	1933-34	1934-35	1930-31	1931-32	1932-33	1933-34	1934-35
						Rs	Rs	Rs	Rs	Rs
Chemicals and chemical preparations (excluding chemical manures and medicines)—continued										
Acids—continued										
Sulphuric (III. O)—contd.										
Share of Bengal	Cwts. 78	Cwts. 227	Cwts. 644	Cwts. 1,084	Cwts. 344	Rs 3,033	Rs 3,620	Rs 5,947	Rs 3,707	Rs 3,995
" Bombay	4,109	1,833	1,341	1,013	530	33,394	14,494	10,425	7,396	4,328
" Sind	463	252	266	613	361	10,085	3,601	5,197	6,845	6,106
" Madras	393	2,971	4,135	1,055	1,255	5,957	22,921	27,618	9,999	12,855
" Burma	3,480	226	399	368	461	47,374	1,658	3,562	2,872	3,216
TOTAL	13,523	5,564	6,786	3,938	3,520	99,898	46,884	52,679	35,819	29,638
Tartaric (III. O)—										
United Kingdom (including Channel Islands)	Cwts. 384	Cwts. 408	Cwts. 119	Cwts. 145	Cwts. 51	Rs 35,430	Rs 36,261	Rs 10,831	Rs 11,233	Rs 3,807
Other British Possessions	10	3	1,122	1	156
TOTAL BRITISH EMPIRE	394	408	119	145	54	36,552	36,262	10,831	11,233	4,063
Germany	337	544	561	198	453	29,541	44,443	45,724	15,660	30,422
Netherlands	2	30	84	24	1	322	2,244	7,631	1,093	217
Belgium	66	2	1	6,104	196	72
France	339	334	710	..	20	74,910	62,646	53,092	23	1,124
Spain	45	..	44	190	321	4,253	..	3,477	11,261	52,932
Italy (including Fiume)	1,519	562	771	593	367	1,39,046	42,234	56,024	36,353	69,940
Austria	91	30	30	3,934	2,217	2,400
Other Foreign Countries	1	35	..	3	..
TOTAL FOREIGN COUNTRIES	2,899	2,000	2,200	1,012	2,133	2,63,161	1,53,369	1,63,348	65,999	1,54,717
Share of Bengal	447	493	337	309	603	41,399	41,127	31,499	13,906	37,249
" Bombay	397	911	473	262	440	79,929	74,555	40,691	16,774	40,332
" Sind	1,579	793	1,113	463	1,015	1,46,086	53,033	73,051	39,131	70,336
" Madras	317	163	309	297	150	25,331	12,303	25,212	16,399	19,830
" Burma	53	13	41	26	9	5,977	4,114	3,726	2,122	773
TOTAL	3,293	2,406	2,319	1,157	2,217	2,99,713	1,90,131	1,79,179	77,232	1,58,770
Othersorts (III. O)—										
United Kingdom (including Channel Islands)	Cwts. 1,747	Cwts. 1,429	Cwts. 3,432	Cwts. 4,601	Cwts. 10,709	Rs 53,784	Rs 49,771	Rs 34,793	Rs 1,05,139	Rs 2,39,023
Strait Settlements	54	35	54	133	119	2,046	3,609	2,153	5,802	4,517
Other British Possessions	3	5	79	73
TOTAL BRITISH EMPIRE	1,801	1,527	3,491	4,734	10,828	60,830	53,459	37,019	1,10,941	2,43,540
Sweden	2,152	..	40	20	..	26,456	..	610	467	..
Germany	2,191	2,064	1,099	644	767	99,925	1,00,974	83,576	31,674	39,313
Netherlands	510	298	101	510	425	21,930	11,943	3,720	14,833	13,336
Italy (including Fiume)	2,235	941	770	36,201	15,074	12,466
Japan	2	..	3	5,054	1,763	67	..	59	47,266	21,552
Other Foreign Countries	122	115	322	305	241	5,601	3,557	7,934	7,033	7,621
TOTAL FOREIGN COUNTRIES	4,977	2,387	4,610	7,433	3,966	1,54,029	1,16,474	1,42,100	1,19,347	95,403
Share of Bengal	2,022	1,264	2,363	7,449	4,733	30,213	62,749	30,177	1,11,323	1,05,524
" Bombay	1,320	1,356	2,227	1,297	3,099	63,050	64,659	77,566	29,276	72,037
" Sind	131	33	603	579	363	7,997	5,125	13,957	15,124	14,192
" Madras	1,198	236	1,133	1,094	2,319	34,720	14,642	39,475	32,716	66,340
" Burma	1,553	365	1,371	1,303	4,030	33,379	22,553	36,944	37,799	39,550
TOTAL	6,778	3,914	3,101	12,222	14,794	2,14,359	1,69,933	2,29,119	2,27,333	2,38,943

No. 10—continued

ARTICLES, AND COUNTRIES OF CONSIGNMENT; ALSO SHARE OF EACH PROVINCE	QUANTITY					VALUE				
	1930-31	1931-32	1932-33	1933-34	1934-35	1930-31	1931-32	1932-33	1933-34	1934-35
Chemicals and chemical preparations (excluding chemical manures and medicines)— continued										
<i>Acids—concluded</i>										
<i>Total Acids—</i>	<i>Cwts.</i>	<i>Cwts.</i>	<i>Cwts.</i>	<i>Cwts.</i>	<i>Cwts.</i>					
United Kingdom (including Channel Islands)	4,737	5,433	6,042	8,491	15,596	2,27,036	2,10,238	1,90,122	2,50,533	4,04,621
Straits Settlements	126	192	96	360	274	4,796	6,681	3,329	12,334	10,133
Other British Possessions	10	35	13	3	5	1,122	1,170	184	49	177
TOTAL BRITISH EMPIRE	4,873	5,660	6,151	8,854	15,875	2,33,004	2,18,489	1,93,635	2,62,916	4,14,931
Sweden	2,252	..	40	20	..	27,717	..	610	474	..
Norway	..	3,273	1,972	3,475	3,858	..	63,964	37,694	57,350	45,937
Germany	11,403	11,831	5,922	4,539	4,804	3,36,190	3,43,734	2,46,733	1,71,644	1,35,327
Netherlands	12,237	5,733	5,796	1,333	1,416	1,07,305	67,504	80,001	52,570	42,277
Belgium	405	231	1,793	2,213	2,327	16,033	2,347	20,020	17,471	19,369
France	1,405	952	730	6	45	33,323	66,813	54,360	1,100	5,134
Spain	45	..	44	195	322	4,253	..	3,477	11,497	52,932
Switzerland	424	59	553	16,240	1,501	58	..	17,631
Italy (including Rome)	1,933	343	3,539	2,332	2,306	1,37,043	64,375	1,23,302	1,15,233	1,25,044
Austria	103	30	30	10,321	2,217	2,400
Czechoslovakia	144	6,437
Japan	11	49	60	7,230	3,912	564	723	614	93,511	30,053
United States of America— Via Atlantic Coast	..	564	241	239	105	3	3,320	3,771	4,049	2,107
„ Pacific „	7
Other Foreign Countries	121	..	33	41	..	1,479	3	2,773	1,443	10
TOTAL FOREIGN COUNTRIES	30,102	23,675	20,300	22,753	20,322	7,60,731	6,32,011	5,75,370	5,26,347	5,94,523
Share of Bengal	5,422	4,592	6,204	12,223	3,770	2,51,433	1,90,733	2,02,750	2,62,333	2,59,303
„ Bombay	11,203	11,733	7,302	7,232	9,761	2,30,375	3,13,463	2,37,533	1,93,337	2,35,633
„ Sind	3,732	2,333	3,253	3,534	3,443	2,13,391	1,04,144	1,44,393	1,17,349	1,46,103
„ Madras	3,331	3,545	6,499	5,130	3,511	1,10,469	1,66,032	1,14,391	1,31,111	1,91,734
„ Burma	11,302	2,092	2,093	3,433	5,723	1,37,370	60,370	63,343	34,750	1,27,033
TOTAL	34,975	29,335	26,451	31,612	36,197	9,93,735	8,40,450	7,69,405	7,39,233	10,09,453
<i>Alum (III. O)—</i>	<i>Cwts.</i>	<i>Cwts.</i>	<i>Cwts.</i>	<i>Cwts.</i>	<i>Cwts.</i>					
United Kingdom (including Channel Islands)	22,436	23,545	15,473	10,373	6,604	1,45,002	1,43,912	81,045	57,220	52,533
Other British Possessions	1	9	3	3	1	16	30	25	27	6
TOTAL BRITISH EMPIRE	22,436	23,554	15,476	10,376	6,605	1,45,018	1,43,942	81,070	57,247	52,539
Germany	1,203	1,731	527	1,316	3,009	11,104	20,772	7,939	19,315	47,334
Netherlands	1,237	373	..	103	..	13,013	4,402	..	1,633	..
Japan	400	..	5,000	1,397	322	2,300	..	19,107	9,900	3,932
Other Foreign Countries	192	373	14	..	31	1,300	3,253	35	22	366
TOTAL FOREIGN COUNTRIES	3,092	2,523	5,541	3,316	4,766	29,723	28,432	27,251	31,373	54,132
Share of Bengal	4,433	343	3,911	133	202	23,547	1,347	14,917	1,413	1,353
„ Bombay	9,491	9,755	4,930	4,373	7,044	73,343	73,339	36,533	40,103	32,230
„ Sind	7,912	9,594	3,127	4,633	1,332	46,799	52,113	39,333	23,013	3,943
„ Madras	3,779	5,333	3,703	3,333	3,031	19,320	36,393	16,173	20,303	12,313
„ Burma	913	1,139	1,333	734	131	6,133	7,933	7,171	3,773	730
TOTAL	25,521	26,036	21,022	13,697	11,370	1,74,300	1,77,424	1,08,321	83,620	1,06,771

ARTICLES, AND COUNTRIES OF CONSIGNMENT; ALSO SHARE OF EACH PROVINCE	QUANTITY					VALUE				
	1930-31	1931-32	1932-33	1933-34	1934-35	1930-31	1931-32	1932-33	1933-34	1934-35
Chemicals and chemical preparations (excluding chemical manures and medicines)—continued						Rs	Rs	Rs	Rs	Rs
<i>Aluminous sulphates (III. O)—</i>	<i>Cwts.</i>	<i>Cwts.</i>	<i>Cwts.</i>	<i>Cwts.</i>	<i>Cwts.</i>					
United Kingdom (including Channel Islands)	27,297	18,505	11,238	9,991	11,668	89,261	60,005	40,206	29,920	35,016
Sweden	11,341	9,497	8,315	241	1,757	34,770	30,051	10,155	797	4,348
Germany	16,798	16,678	8,550	6,518	9,068	71,870	68,521	36,183	24,130	34,575
Netherlands	360	100	1,755	..	1,177	1,360	418	6,358	..	2,799
Belgium	50	..	4,049	8,413	2,085	221	..	16,000	32,050	7,535
France	3,400	3,488	300	300	1,432	16,421	14,490	797	1,235	3,354
Other Foreign Countries	14	250	1	425	1,031	23
TOTAL FOREIGN COUNTRIES	31,958	30,208	18,039	15,467	15,000	1,25,077	1,14,511	69,343	58,212	55,635
<i>Share of Bengal</i>	<i>40,473</i>	<i>23,433</i>	<i>13,374</i>	<i>9,373</i>	<i>19,762</i>	<i>1,30,198</i>	<i>83,627</i>	<i>44,642</i>	<i>29,143</i>	<i>36,447</i>
<i>Bombay</i>	<i>3,336</i>	<i>9,126</i>	<i>6,158</i>	<i>4,908</i>	<i>6,813</i>	<i>39,073</i>	<i>39,475</i>	<i>23,931</i>	<i>18,152</i>	<i>25,551</i>
<i>Sind</i>	<i>1,300</i>	<i>3,191</i>	<i>2,301</i>	<i>2,059</i>	<i>1,319</i>	<i>6,914</i>	<i>12,462</i>	<i>10,768</i>	<i>7,210</i>	<i>7,433</i>
<i>Madras</i>	<i>3,271</i>	<i>7,368</i>	<i>7,139</i>	<i>3,404</i>	<i>4,623</i>	<i>38,052</i>	<i>33,695</i>	<i>39,400</i>	<i>32,561</i>	<i>17,535</i>
<i>Burma</i>	<i>20</i>	<i>40</i>	<i>130</i>	<i>220</i>	<i>1,241</i>	<i>107</i>	<i>197</i>	<i>753</i>	<i>1,061</i>	<i>4,616</i>
TOTAL	59,250	48,718	29,852	25,458	27,263	2,14,388	1,74,516	1,09,549	88,132	90,651
<i>Ammonia and salts thereof—</i>	<i>Cwts.</i>	<i>Cwts.</i>	<i>Cwts.</i>	<i>Cwts.</i>	<i>Cwts.</i>					
<i>Anhydrous (III. O)—</i>										
United Kingdom (including Channel Islands)	1,051	1,892	1,454	1,730	1,346	1,37,935	1,42,611	1,68,639	1,35,935	1,77,967
Commonwealth of Australia	30	60	57	44	66	5,933	5,538	4,222	2,692	4,997
TOTAL BRITISH EMPIRE	1,131	1,452	1,511	1,774	1,412	1,33,948	1,48,149	1,67,861	1,38,627	1,82,964
Germany	560	485	657	298	509	57,248	48,052	55,017	26,259	42,313
Netherlands	218	154	32	28	..	20,368	14,846	1,916	1,933	..
Belgium	127	142	199	9	92	10,444	13,600	13,671	891	5,223
Egypt	15	58	1,046	7,847
United States of America— <i>Via Atlantic Coast</i>	577	421	223	232	471	53,313	44,396	26,194	26,600	44,307
<i>Pacific</i>	13	2,241
Other Foreign Countries	..	1	39	42	93	2,756	4,100	..
TOTAL FOREIGN COUNTRIES	1,462	1,203	1,150	671	1,146	1,46,378	1,20,981	99,554	61,139	1,02,436
<i>Share of Bengal</i>	<i>339</i>	<i>724</i>	<i>335</i>	<i>712</i>	<i>503</i>	<i>1,06,950</i>	<i>81,546</i>	<i>1,08,324</i>	<i>94,233</i>	<i>1,09,554</i>
<i>Bombay</i>	<i>602</i>	<i>560</i>	<i>694</i>	<i>545</i>	<i>342</i>	<i>40,853</i>	<i>24,611</i>	<i>45,917</i>	<i>39,807</i>	<i>53,229</i>
<i>Sind</i>	<i>339</i>	<i>666</i>	<i>493</i>	<i>645</i>	<i>595</i>	<i>70,027</i>	<i>53,703</i>	<i>67,430</i>	<i>32,324</i>	<i>77,377</i>
<i>Madras</i>	<i>59</i>	<i>110</i>	<i>37</i>	<i>33</i>	<i>364</i>	<i>4,705</i>	<i>6,623</i>	<i>4,099</i>	<i>3,127</i>	<i>9,122</i>
<i>Burma</i>	<i>384</i>	<i>595</i>	<i>546</i>	<i>445</i>	<i>449</i>	<i>37,733</i>	<i>57,644</i>	<i>41,095</i>	<i>30,320</i>	<i>30,601</i>
TOTAL	2,313	2,655	2,661	2,445	3,058	2,30,326	2,09,130	2,37,415	2,49,316	2,86,390
<i>Others (III. O)—</i>	<i>Cwts.</i>	<i>Cwts.</i>	<i>Cwts.</i>	<i>Cwts.</i>	<i>Cwts.</i>					
United Kingdom (including Channel Islands)	16,895	19,354	21,452	23,186	23,064	3,54,384	4,12,175	4,06,927	4,27,194	5,08,017
Other British Possessions	4	14	..	9	0	113
TOTAL BRITISH EMPIRE	16,895	19,354	21,452	23,186	23,064	3,54,398	4,12,175	4,06,936	4,27,203	5,08,130
Poland (including Danzig)	12	720	1,124	234	11,434	15,662
Germany	7,123	10,956	14,698	10,368	14,699	1,75,129	2,38,237	2,92,141	1,68,515	1,96,631
Netherlands	37	31	455	1,298	593	1,416	2,702	6,215	21,366	12,452
Belgium	56	31	504	640	703	1,572	1,853	12,930	15,663	14,420
France	20	131	627	535	433	203	2,562	3,548	7,973	7,866
Italy (including Fiume)	59	176	219	64	17	1,932	4,717	6,537	1,702	659
Japan	15	396	72	..	3	652	3,140	1,555
United States of America— <i>Via Atlantic Coast</i>	2,000	39,960
Other Foreign Countries	13	4	230	161
TOTAL FOREIGN COUNTRIES	9,300	11,475	16,590	14,034	17,669	2,20,267	2,50,074	3,23,357	2,35,068	2,49,456

No. 10—continued

ARTICLES AND COUNTRIES OF CONSIGNMENT; ALSO SHARE OF EACH PROVINCE	QUANTITY					VALUE				
	1930-31	1931-32	1932-33	1933-34	1934-35	1930-31	1931-32	1932-33	1933-34	1934-35
Chemicals and chemical preparations (excluding chemical manures and medicines)—continued										
Ammonia and salts thereof—continued										
Others (III. C)—contd.										
Share of Bengal	Cwts.	Cwts.	Cwts.	Cwts.	Cwts.	Rs.	Rs.	Rs.	Rs.	
.. Bombay	13,408	15,126	20,052	21,702	27,031	2,73,068	2,93,493	3,49,998	3,42,474	3,93,508
.. Sind	4,591	6,613	6,447	6,087	7,325	1,07,073	1,58,908	1,44,478	1,23,537	1,44,646
.. Madras	2,327	4,422	4,626	4,283	5,412	78,266	85,199	88,445	73,714	98,246
.. Madras	2,309	2,854	4,075	2,491	2,589	60,238	71,073	77,291	59,417	47,106
.. Burma	2,060	1,314	2,722	2,707	2,766	36,530	48,576	75,157	63,124	74,087
TOTAL	20,195	30,329	37,922	37,270	45,733	5,75,165	6,62,249	7,35,293	6,62,266	7,57,501
Total Ammonia and salts thereof—										
United Kingdom (including Channel Islands)	Cwts.	Cwts.	Cwts.	Cwts.	Cwts.					
Commonwealth of Australia	17,945	20,746	22,905	24,916	29,908	4,82,869	5,54,786	5,70,566	6,13,129	6,85,974
Other British Possessions	60	60	57	44	68	5,963	5,538	4,222	2,698	4,997
TOTAL BRITISH EMPIRE	18,026	20,866	22,963	24,960	29,976	4,88,840	5,60,324	5,74,797	6,15,830	6,91,089
Poland (including Danzig)	12	720	1,124	224	11,484	15,062
Germany	7,628	11,441	15,355	10,658	15,208	2,32,377	2,86,229	3,48,158	1,94,774	2,39,494
Netherlands	256	235	487	1,326	562	21,784	17,547	8,181	23,239	12,452
Belgium	188	228	702	649	800	12,016	15,458	26,651	16,254	19,648
France	20	181	627	535	483	208	2,562	8,548	7,973	7,866
Italy (including Fiume)	59	176	219	64	17	1,982	4,717	6,587	1,702	659
Japan	15	428	72	..	3	652	12,000	1,555
Egypt	15	56	1,846	7,847
United States of America—										
Via Atlantic Coast	2,577	421	223	222	471	98,276	44,396	26,104	26,670	44,307
.. Pacific	18	2,241
Other Foreign Countries	1	39	18	4	..	88	2,756	280	161
TOTAL FOREIGN COUNTRIES	10,782	12,678	17,680	14,755	18,315	3,66,645	3,71,055	4,27,911	2,96,252	3,61,892
Share of Bengal	14,237	15,550	20,388	22,474	28,439	3,80,013	3,80,038	4,38,752	4,36,712	5,03,063
.. Bombay	5,193	7,173	7,141	6,632	8,167	1,47,926	1,93,519	1,90,339	1,63,344	2,02,374
.. Sind	4,366	5,083	5,124	4,922	6,007	1,48,293	1,73,901	1,55,925	1,56,038	1,76,122
.. Madras	2,268	2,964	4,162	2,589	2,963	64,943	77,701	81,390	62,544	56,234
.. Burma	2,644	2,409	3,322	3,152	3,215	1,14,311	1,08,280	1,16,262	93,444	1,04,888
TOTAL	28,808	33,484	40,643	39,716	48,791	8,55,491	9,31,379	10,02,708	9,12,082	10,42,981
Arsenic and its oxides (III. C)—										
Hongkong	Cwts.	Cwts.	Cwts.	Cwts.	Cwts.					
Other British Possessions	871	575	683	865	633	63,437	34,149	37,230	43,295	25,501
TOTAL BRITISH EMPIRE	56	119	9	136	29	1,923	2,165	404	2,977	1,611
Germany	927	694	692	1,001	662	65,360	36,314	37,684	46,272	27,112
Belgium	282	390	680	789	717	4,811	7,298	11,904	14,311	15,398
Italy (including Fiume)	443	460	281	323	90	3,241	3,738	5,552	5,824	2,009
Turkey, European	16	..	30	26	..	3,174	..	5,313	5,113
Iran	23	26	45	9	7	3,564	5,440	7,513	873	1,787
China (exclusive of Hong-Kong and Macao)	81	60	142	2	..	1,566	1,923	5,310	55	..
Other Foreign Countries	470	408	317	149	857	33,823	22,847	14,131	6,218	17,253
TOTAL FOREIGN COUNTRIES	16	15	37	56	492	3,136	699	4,426	1,758	5,348
TOTAL	1,275	1,370	1,502	1,363	1,719	54,691	50,124	48,236	34,352	46,913
Share of Bengal	828	797	918	1,140	1,184	31,346	24,320	21,660	26,503	29,087
.. Bombay	1,127	350	1,047	1,011	970	75,783	46,891	56,399	47,703	37,689
.. Sind	58	240	35	107	125	1,289	6,335	1,935	2,343	4,245
.. Madras	90	121	97	51	14	7,050	7,081	4,993	2,172	641
.. Burma	23	55	47	55	33	6,584	1,781	1,633	1,403	2,333
TOTAL	2,202	2,064	2,194	2,364	2,361	1,20,051	86,438	86,520	80,624	74,025

ARTICLES, AND COUNTRIES OF CONSIGNMENT; ALSO SHARE OF EACH PROVINCE	QUANTITY					VALUE				
	1930-31	1931-32	1932-33	1933-34	1934-35	1930-31	1931-32	1932-33	1933-34	1934-35
Chemicals and chemical preparations (excluding chemical manures and medicines)— continued										
Bleaching materials—										
Bleaching powder (calcium hypochlorate, chloride of lime) (III. C)—										
United Kingdom (including Channel Islands)	Cwts. 82,758	Cwts. 82,771	Cwts. 97,803	Cwts. 105,937	Cwts. 114,308	Rs. 4,95,777	Rs. 4,06,822	Rs. 5,56,633	Rs. 5,36,257	Rs. 5,05,650
Other British Possessions	11	2	228	81
TOTAL BRITISH EMPIRE	82,758	82,771	97,803	105,948	114,308	4,95,777	4,86,822	5,56,633	5,36,485	5,05,690
Germany	25,251	35,004	23,532	18,168	19,771	2,20,791	4,25,009	2,70,897	2,03,238	2,27,545
Belgium	2,257	2,613	341	..	1,444	12,334	14,225	3,404	..	5,443
France	2,299	4,663	7,951	1,785	2,789	12,000	25,034	42,528	7,104	15,237
Italy (including Fiume)	5,950	3,594	14,429	10,666	48,084	42,262	22,186	71,822	89,577	2,18,052
China (exclusive of Hong-kong and Macao)	400	81	9,782	489
Japan	534	3,925	5,168	8,818	46,421	71,661
Other Foreign Countries	90	197	22	..	35	582	1,107	1,429	1	3,376
TOTAL FOREIGN COUNTRIES	36,247	46,152	45,809	43,539	77,279	3,97,861	4,88,050	3,98,898	3,51,241	5,36,864
Share of Bengal	55,344	60,173	57,113	67,797	53,019	3,38,619	3,37,143	3,45,933	3,64,380	4,48,639
„ Bombay	56,941	58,649	74,145	69,332	80,855	4,20,947	4,40,013	4,69,422	3,98,413	4,96,337
„ Sind	2,650	2,324	4,348	6,643	6,696	17,553	13,637	27,317	39,739	42,494
„ Madras	3,640	6,763	7,433	5,374	9,833	62,861	1,24,164	1,08,635	82,530	1,36,719
„ Burma	430	514	563	236	1,134	3,653	4,915	4,224	2,374	7,365
TOTAL	119,005	128,923	143,612	149,487	191,587	8,93,638	9,74,872	9,55,531	8,87,820	11,31,554
Other sorts (III. C)—										
United Kingdom (including Channel Islands)	Cwts. 2,857	Cwts. 2,130	Cwts. 7,175	Cwts. 1,457	Cwts. 937	Rs. 1,29,379	Rs. 52,097	Rs. 88,034	Rs. 43,162	Rs. 22,644
Germany	396	38	300	1,025	956	4,054	341	6,768	9,681	8,945
Other Foreign Countries	226	45	..	12	..	4,818	1,002	..	986
TOTAL FOREIGN COUNTRIES	396	264	345	1,025	968	4,054	5,159	7,768	9,681	9,931
Share of Bengal	1,122	119	5,331	33,385	7,012	40,969
„ Bombay	696	1,644	1,105	496	636	2,303	19,993	14,569	5,555	5,331
„ Sind	479	76	159	247	155	13,246	6,542	11,968	18,643	12,317
„ Madras	667	58	22,335	745
„ Burma	239	647	634	1,739	1,224	4,665	22,964	23,293	33,645	13,377
TOTAL	3,258	2,444	7,520	2,482	1,935	1,32,438	5,56	95,802	52,843	32,576
Total Bleaching materials—										
United Kingdom (including Channel Islands)	Cwts. 85,615	Cwts. 84,951	Cwts. 104,978	Cwts. 107,394	Cwts. 115,243	Rs. 6,25,156	Rs. 5,38,919	Rs. 6,44,667	Rs. 5,79,419	Rs. 6,18,503
Other British Possessions	11	2	228	81
TOTAL BRITISH EMPIRE	85,615	84,951	104,978	107,405	115,245	6,25,156	5,38,919	6,44,667	5,79,647	6,18,334
Germany	25,647	35,042	22,832	19,168	20,727	2,24,845	4,25,850	2,77,663	2,17,919	2,36,490
Netherlands	423	22	..	35	15	5,921	1,429	1	2,376
Belgium	2,257	2,613	336	..	1,444	12,334	14,225	4,406	..	5,443
France	2,299	4,663	7,951	1,785	2,789	12,060	25,034	42,528	7,104	15,237
Italy (including Fiume)	5,950	3,594	14,429	10,666	48,084	42,262	22,186	71,822	89,577	2,18,052
China (exclusive of Hong-kong and Macao)	400	81	9,782	489
Japan	534	3,925	5,168	8,818	46,421	72,647
Other Foreign Countries	90	567	4
TOTAL FOREIGN COUNTRIES	36,943	46,416	46,154	44,564	78,247	4,01,915	4,08,209	4,06,666	3,61,022	5,45,795
Share of Bengal	56,466	60,392	62,744	67,797	53,019	4,73,004	3,94,155	3,36,902	3,64,380	4,48,639
„ Bombay	57,837	60,393	75,250	69,373	80,781	4,30,750	4,60,008	4,33,991	4,03,668	5,03,318
„ Sind	3,129	2,900	4,493	6,395	6,351	30,303	23,179	39,233	58,373	65,311
„ Madras	4,307	6,321	7,433	5,374	9,833	35,196	1,24,909	1,08,635	82,530	1,36,719
„ Burma	719	1,051	1,202	2,025	2,353	2,313	27,679	32,532	30,919	21,248
TOTAL	122,258	131,367	151,132	151,969	1,93,492	10,27,071	10,32,128	10,51,333	9,40,669	11,64,129

No. 10—continued

ARTICLES, AND COUNTRIES OF CONSIGNMENT; ALSO SHARE OF EACH PROVINCE	QUANTITY					VALUE				
	1930-31	1931-32	1932-33	1933-34	1934-35	1930-31	1931-32	1932-33	1933-34	1934-35
Chemicals and chemical pre- parations (excluding chemical manures and medicines)— continued						Rs.	Rs.	Rs.	Rs.	Rs.
<i>Carbide of Calcium (III. C)</i> —	Cwts.	Cwts.	Cwts.	Cwts.	Cwts.					
United Kingdom (including Channel Islands)	397	188	750	106	226	10,748	3,194	10,416	1,880	2,456
Union of South Africa	3,741	2,322	2,153	1,535	999	56,029	45,461	37,739	24,394	15,923
Canada—										
<i>Via Atlantic Coast</i>	2,046	5,425	8,651	7,532	13,559	54,442	1,05,322	1,49,104	1,05,473	1,80,632
<i>" Pacific "</i>	335	5,019
Commonwealth of Australia	1,400	1,220	181	18,862	17,808	3,240
TOTAL BRITISH EMPIRE	7,584	8,435	12,954	10,393	15,300	1,21,219	1,53,977	2,16,210	1,49,555	2,07,270
U. S. S. E.—										
Southern	295	5,700
Sweden	3,003	990	1,088	689	1,181	50,666	14,884	16,914	9,823	17,716
Norway	24,570	8,695	2,449	2,544	1,743	4,19,437	1,44,551	35,427	34,780	22,083
Germany	1,265	2,003	1,354	0	2	17,569	31,196	15,757
Netherlands	1,407	3,589	6,233	1,638	10	18,901	44,735	75,245	20,629	131
Belgium	..	398	230	720	1,329	..	5,429	2,811	12,643	18,888
Italy (including Fiume)	9,173	6,040	2,024	1,291	98	1,32,998	91,735	26,419	16,600	1,090
Czechoslovakia	..	100	945	1,600	13,294
Jugo-Slavia (Kingdom of the Serbo-Croats and Slovenes)	2,432	433	256	35,224	6,676	3,245
Japan	..	14,345	22,704	21,031	25,845	..	2,07,520	2,80,330	2,46,550	2,54,635
United States of America—										
<i>Via Atlantic Coast</i>	2,886	3,818	2,418	6,922	8,129	50,728	68,590	42,565	1,11,864	1,21,338
<i>" Pacific "</i>	914	106	..	15,252	1,856	..
Other Foreign Countries	150	320	..	595	355	2,415	4,448	..	7,847	4,291
TOTAL FOREIGN COUNTRIES	44,535	38,723	39,612	38,439	40,339	7,26,290	5,90,220	5,13,339	4,93,793	4,62,129
<i>Share of Bengal</i>	35,137	31,391	29,972	29,307	34,574	5,33,140	4,93,402	4,08,821	3,91,317	4,10,241
<i>" Bombay</i>	4,519	3,586	3,122	4,168	3,907	65,405	55,333	66,016	49,395	43,221
<i>" Sind</i>	2,102	1,739	2,201	2,907	2,316	30,977	24,731	29,632	33,056	23,121
<i>" Madras</i>	3,633	4,711	3,770	7,430	8,671	63,641	60,098	1,04,394	89,794	97,803
<i>" Burma</i>	6,638	5,631	6,301	4,430	6,171	1,15,346	1,10,733	1,30,537	74,136	94,946
TOTAL	52,119	47,153	52,566	48,932	55,639	8,47,509	7,44,197	7,30,049	6,43,343	6,69,399
<i>Copperas (ferrous sulphate) (III. C)</i> —	Cwts.	Cwts.	Cwts.	Cwts.	Cwts.					
United Kingdom (including Channel Islands)	904	876	4,173	2,943	1,243	4,991	5,661	14,884	12,795	8,726
TOTAL FOREIGN COUNTRIES	1,118	1,143	2,140	2,533	55	4,537	7,332	6,447	6,991	552
<i>Share of Bengal</i>	11	340	4,365	2,739	33	643	5,004	11,301	7,364	1,234
<i>" Bombay</i>	5	3	16	255	11	61	50	56	1,454	573
<i>" Sind</i>	1,361	321	1,095	1,947	336	5,435	3,761	6,136	3,175	4,438
<i>" Madras</i>	640	955	760	533	399	2,746	4,129	3,334	2,364	1,830
<i>" Burma</i>	100	..	101	7	26	393	49	453	329	434
TOTAL	2,017	2,019	6,327	5,486	1,303	9,328	12,993	21,331	19,696	9,278
<i>Copper sulphate (III. C)</i> —	Cwts.	Cwts.	Cwts.	Cwts.	Cwts.					
United Kingdom (including Channel Islands)	11,276	10,325	17,216	26,075	25,270	2,02,342	1,64,168	2,21,250	3,23,431	3,09,411

GENERAL IMPORTS

(70)

No. 10—continued

ARTICLES, AND COUNTRIES OF CONSIGNMENT; ALSO SHARE OF EACH PROVINCE	QUANTITY					VALUE				
	1930-31	1931-32	1932-33	1933-34	1934-35	1930-31	1931-32	1932-33	1933-34	1934-35
Chemicals and chemical preparations (excluding chemical manures and medicines)—continued						B	B	B	B	B
Copper sulphate (III. C)—continued	Owts.	Owts.	Owts.	Owts.	Owts.					
Germany	5,292	5,328	3,572	2,320	892	1,11,701	99,679	45,444	27,252	10,660
Belgium	1,542	1,993	1,680	24,799	26,962	23,050	2	..
Italy (including Fiume)	200	1,040	2,378	11,169	..
Other Foreign Countries	2	71	20	505	..	10	510	280	4,009
TOTAL FOREIGN COUNTRIES	6,834	7,323	5,523	3,380	1,387	1,36,500	1,30,351	71,382	38,658	14,662
Share of Bengal	3,568	3,258	4,567	4,067	4,520	68,805	54,512	67,607	50,393	67,392
.. Bombay	2,692	2,639	2,516	2,952	2,121	65,969	64,353	31,144	48,920	39,126
.. Sind	2,276	1,025	770	1,420	2,220	36,952	16,181	9,939	12,717	27,326
.. Madras	6,418	5,840	14,042	17,202	14,212	1,12,294	94,262	1,22,266	2,21,524	1,29,523
.. Burma	2,352	2,226	244	2,214	1,977	63,122	66,611	10,256	22,020	2,696
TOTAL	18,110	17,642	22,729	29,455	26,666	2,32,842	2,05,019	2,02,622	2,67,084	2,24,072
Disinfectants—										
Naphthalene (III. O)—	Owts.	Owts.	Owts.	Owts.	Owts.					
TOTAL BRITISH EMPIRE	149	144	24	227	245	2,640	2,222	629	4,292	2,426
Germany	4,360	1,929	726	1,858	1,204	50,205	19,696	9,566	21,966	15,522
Belgium	4,152	4,525	6,472	10,417	9,121	50,292	49,222	76,556	1,20,649	1,00,661
Japan	467	1,724	656	5,799	21,251	7,948
Other Foreign Countries	492	175	222	10	110	6,712	2,021	2,950	492	1,067
TOTAL FOREIGN COUNTRIES	9,012	6,629	7,902	14,019	11,251	1,07,209	68,960	94,871	1,64,382	1,25,149
Share of Bengal	4,027	2,622	2,679	2,622	4,272	42,670	26,717	32,716	42,662	47,219
.. Bombay	706	1,667	1,764	2,221	2,622	2,222	16,962	21,216	46,255	39,720
.. Sind	2,749	1,069	1,779	4,922	1,640	24,716	11,529	19,112	54,212	16,467
.. Madras	555	242	242	1,262	1,021	7,071	2,472	11,529	18,414	11,222
.. Burma	1,022	571	772	1,122	270	16,122	6,200	10,222	2,222	12,222
TOTAL	9,162	6,822	7,922	14,242	11,422	1,09,922	70,242	95,510	1,62,620	1,22,622
Others (III. O)—	Owts.	Owts.	Owts.	Owts.	Owts.					
United Kingdom (including Channel Islands)	24,241	25,627	12,712	24,666	12,404	5,21,222	4,10,679	2,17,099	3,40,222	2,71,422
Ceylon (excluding Maldives)	422	222	22	50	170	9,024	2,100	1,722	912	2,122
Commonwealth of Australia	222	122	122	121	122	15,542	4,922	5,122	7,277	5,622
Other British Possessions	42	2	19	64	56	2,270	244	906	5,122	2,422
TOTAL BRITISH EMPIRE	25,922	26,000	12,941	24,921	12,752	5,48,071	4,19,929	2,24,922	3,59,550	2,81,106
Germany	222	121	122	122	422	5,222	2,027	2,572	11,624	7,112
France	21	17	29	20	90	2,922	1,702	2,227	721	5,922
Japan	221	276	221	222	602	20,427	22,971	22,222	20,272	20,242
United States of America— Via Atlantic Coast	2,217	1,242	2,202	1,570	1,906	2,21,792	1,21,920	2,22,227	1,22,707	1,22,722
.. Pacific	6	..
Other Foreign Countries	117	640	7	202	122	1,622	6,729	212	2,622	1,222
TOTAL FOREIGN COUNTRIES	2,922	2,920	2,212	2,476	2,122	2,72,700	2,22,922	2,66,200	1,74,204	2,21,600
Share of Bengal	6,279	12,227	7,202	10,244	2,622	1,21,222	1,20,222	1,22,222	1,22,212	1,20,244
.. Bombay	10,242	7,222	2,202	2,212	2,222	2,22,222	2,22,222	2,22,222	2,22,222	2,21,222
.. Sind	2,222	2,422	2,242	2,622	2,202	22,274	22,240	24,244	24,222	22,222
.. Madras	4,002	1,222	2,022	2,422	2,024	24,222	22,222	27,222	22,222	22,222
.. Burma	2,222	2,422	2,122	1,242	2,021	22,222	22,222	27,212	27,212	21,222
TOTAL	28,014	28,920	21,759	27,427	16,940	2,20,221	2,41,421	2,91,222	2,27,224	2,12,212

No. 10—continued

ARTICLES, AND COUNTRIES OF CONSIGNMENT: ALSO SHARE OF EACH PROVINCE	QUANTITY					VALUE				
	1930-31	1931-32	1932-33	1933-34	1934-35	1930-31	1931-32	1932-33	1933-34	1934-35
Chemicals and chemical preparations (excluding chemical manures and medicines)—continued										
Disinfectants—continued										
Total Disinfectants—	Cwts.	Cwts.	Cwts.	Cwts.	Cwts.					
United Kingdom (including Channel Islands)	24,890	25,781	18,736	24,852	18,649	5,23,882	4,12,960	3,17,621	3,42,700	2,74,902
Ceylon (excluding Maldives)	425	238	85	50	170	9,024	3,190	1,754	918	2,143
Commonwealth of Australia	384	122	125	181	122	15,542	4,986	5,169	7,277	5,052
Other British Possessions	42	8	29	205	56	2,272	245	1,021	6,953	2,465
TOTAL BRITISH EMPIRE	25,241	26,144	18,975	25,288	18,997	5,50,720	4,21,381	3,25,565	3,57,848	2,84,562
Germany	4,646	2,080	865	2,017	1,752	56,085	22,768	12,141	33,510	22,696
Belgium	4,231	4,796	6,473	10,609	9,280	51,418	49,079	76,556	1,23,195	1,01,297
France	244	17	59	20	90	5,691	1,705	3,347	721	5,933
Japan	281	303	313	2,256	1,264	30,457	29,235	34,124	50,329	38,391
United States of America— Via Atlantic Coast	2,217	1,846	2,302	1,570	1,906	2,31,793	1,81,920	2,32,327	1,23,707	1,35,735
„ Pacific „	0	..
Other Foreign Countries	319	577	203	23	167	4,661	5,699	2,776	1,618	2,206
TOTAL FOREIGN COUNTRIES	11,938	9,619	10,720	16,495	14,439	3,30,099	2,90,452	3,61,171	3,33,586	3,56,758
Share of Bengal	11,066	16,020	9,332	13,667	7,937	2,35,022	2,15,370	2,21,247	1,70,770	1,77,264
„ Bombay	11,054	9,529	3,759	12,463	9,763	4,03,530	2,93,356	2,64,396	2,94,413	2,71,651
„ Sind	6,147	4,517	5,123	3,663	4,545	1,01,533	76,329	73,763	1,03,317	65,949
„ Madras	4,564	2,693	2,934	3,321	3,135	1,01,123	63,379	69,135	75,532	71,339
„ Burma	3,743	3,004	2,942	3,964	3,051	99,555	61,699	57,646	46,352	55,087
TOTAL	37,179	35,763	29,695	41,783	28,436	9,30,819	7,11,833	6,86,736	6,96,434	6,41,320
Glycerine (III. C)—	Cwts.	Cwts.	Cwts.	Cwts.	Cwts.					
United Kingdom (including Channel Islands)	3,371	4,345	3,113	11,153	9,731	1,69,110	1,63,347	2,54,531	3,53,202	3,43,311
Other British Possessions	10	1	500	64
TOTAL BRITISH EMPIRE	3,381	4,345	3,113	11,153	9,732	1,69,610	1,63,347	2,54,531	3,53,202	3,43,375
Germany	2,007	2,375	1,432	334	1,117	30,676	35,087	44,224	12,005	39,077
Netherlands	375	209	273	349	82	15,254	9,502	9,455	10,443	2,742
France	259	130	9,534	4,444
Other Foreign Countries	27	68	167	19	67	1,063	2,690	4,796	1,033	4,196
TOTAL FOREIGN COUNTRIES	2,668	2,842	1,872	702	1,266	1,06,527	1,01,723	58,476	23,541	46,015
Share of Bengal	2,993	3,167	4,950	5,357	4,950	1,23,309	1,03,379	1,52,533	1,34,617	1,67,303
„ Bombay	2,314	2,079	2,724	3,210	3,332	96,309	74,539	33,155	1,04,565	1,19,351
„ Sind	622	969	1,533	1,636	1,057	33,565	35,392	52,313	52,933	41,251
„ Madras	466	1,350	645	913	1,509	19,579	40,396	21,110	27,304	55,343
„ Burma	149	122	33	130	140	7,375	5,264	3,337	7,239	5,542
TOTAL	6,549	7,637	9,990	11,355	10,938	2,76,137	2,65,070	3,18,006	3,76,743	3,89,390
Lead compounds—	Cwts.	Cwts.	Cwts.	Cwts.	Cwts.					
Acetate (III. C)—										
United Kingdom (including Channel Islands)	21	3	214	302	134	573	99	4,940	6,319	3,355
Germany	2,164	2,094	1,397	1,554	1,919	53,376	53,999	43,445	34,370	42,492
Netherlands	213	203	210	70	4	5,377	35,421	5,430	1,535	235
Other Foreign Countries	60	36	41	171	147	1,430	3,544	1,219	3,969	3,217
TOTAL FOREIGN COUNTRIES	2,442	2,333	2,157	1,795	2,070	65,483	62,964	55,184	40,374	45,944

ARTICLES, AND COUNTRIES OF CONSIGNMENT; ALSO SHARE OF EACH PROVINCE	QUANTITY					VALUE				
	1930-31	1931-32	1932-33	1933-34	1934-35	1930-31	1931-32	1932-33	1933-34	1934-35
Chemicals and chemical preparations (excluding chemical manures and medicines)—continued						Rs	Rs	Rs	Rs	Rs
Lead Compounds—continued										
Acetate (III. C)—continued	Cwts.	Cwts.	Cwts.	Cwts.	Cwts.					
Share of Bengal	130	134	128	84	95	4,130	4,643	3,464	1,523	2,354
" Bombay	2,061	1,909	2,028	1,639	1,555	55,904	49,072	53,057	36,762	33,559
" Sind	--	4	--	10	6	26	126	23	385	357
" Madras	221	243	145	363	547	6,712	3,620	3,521	3,461	13,119
" Burma	1	2	--	1	1	22	62	--	57	40
TOTAL	2,463	2,391	2,371	2,097	2,204	66,261	63,063	60,124	47,198	40,629
Litharge (III. C)—	Cwts.	Cwts.	Cwts.	Cwts.	Cwts.					
United Kingdom (including Channel Islands)	153	44	407	603	1,542	3,644	1,012	6,509	10,117	24,403
France	45	20	500	505	--	960	368	6,994	6,808	--
Italy (including Fiume)	10	40	--	230	587	166	694	--	3,597	7,062
Other Foreign Countries	50	77	331	331	433	1,123	1,537	4,256	4,350	6,404
TOTAL FOREIGN COUNTRIES	105	137	331	1,116	1,025	2,252	2,640	11,250	14,755	14,066
Share of Bengal	3	22	350	151	171	74	1,303	4,623	2,047	2,370
" Bombay	66	23	771	1,353	2,107	1,434	463	11,106	18,725	30,579
" Sind	3	6	--	29	3	116	295	--	502	429
" Madras	175	30	66	131	360	3,969	629	1,228	3,433	4,393
" Burma	16	24	51	30	31	303	466	742	164	353
TOTAL	263	131	1,238	1,724	2,567	5,896	3,661	17,759	24,672	38,520
Others (III. C)—	Cwts.	Cwts.	Cwts.	Cwts.	Cwts.					
United Kingdom (including Channel Islands)	345	112	326	591	205	7,430	2,436	7,156	12,468	5,077
Germany	59	1	17	140	174	1,497	80	489	7,257	6,141
Other Foreign Countries	4	2	7	16	466	922	71	238	1,275	2,108
TOTAL FOREIGN COUNTRIES	63	3	24	156	640	2,479	101	727	8,532	14,249
Share of Bengal	403	112	327	619	232	9,048	2,468	7,131	15,222	15,583
" Bombay	--	--	2	31	23	--	--	114	2,297	1,225
" Sind	--	2	1	3	15	--	69	32	690	331
" Madras	--	--	10	33	39	11	--	562	2,651	1,001
" Burma	--	--	--	1	--	--	--	44	39	186
TOTAL	403	115	350	747	905	9,059	2,537	7,833	21,000	19,926
Total Lead Compounds—	Cwts.	Cwts.	Cwts.	Cwts.	Cwts.					
United Kingdom (including Channel Islands)	524	159	947	1,501	1,941	11,702	3,547	18,605	29,404	33,325
Germany	2,286	2,095	1,944	1,737	2,168	60,234	54,029	49,447	42,708	49,913
Netherlands	213	208	325	72	208	5,877	5,421	5,718	1,913	4,021
Belgium	60	--	60	143	350	1,430	--	1,253	3,412	5,827
France	45	100	500	505	--	960	2,523	6,994	6,808	--
Italy (including Fiume)	10	40	--	230	587	166	694	--	3,597	7,062
Japan	26	74	231	327	353	512	1,419	3,469	4,843	5,301
Other Foreign Countries	15	11	1	8	69	1,225	1,623	1,275	380	1,470
TOTAL FOREIGN COUNTRIES	2,610	2,528	3,012	3,067	3,736	70,414	65,714	67,161	63,631	74,259
Share of Bengal	591	345	315	554	1,104	14,302	3,914	15,212	18,357	21,407
" Bombay	2,127	1,932	2,371	3,023	3,655	57,332	50,080	64,277	57,784	65,263
" Sind	3	12	1	47	39	142	490	54	1,573	1,717
" Madras	396	379	221	622	336	10,092	9,249	5,431	14,545	19,013
" Burma	17	26	51	13	23	343	523	786	301	554
TOTAL	3,134	2,687	3,050	4,566	5,678	82,116	69,261	85,766	93,065	1,08,084

No. 10—continued

ARTICLES, AND COUNTRIES OF CONSIGNMENT; ALSO SHARE OF EACH PROVINCE	QUANTITY					VALUE				
	1930-31	1931-32	1932-33	1933-34	1934-35	1930-31	1931-32	1932-33	1933-34	1934-35
Chemicals and chemical preparations (excluding chemical manures and medicines)—continued						R	R	R	R	R
Magnesium compounds—	Cwts.	Cwts.	Cwts.	Cwts.	Cwts.					
Chloride (III. O)—										
United Kingdom (including Channel Islands)	1,568	1,470	1,067	951	1,164	19,212	19,117	14,442	10,730	15,267
Other British Possessions	201	964	546	3,046
TOTAL BRITISH EMPIRE	1,769	1,470	1,067	951	2,128	19,758	19,117	14,442	10,730	18,313
Germany	30,760	30,513	18,103	16,104	13,339	87,002	89,221	60,682	53,412	43,427
Japan	3,100	875	5,312	1,055
Other Foreign Countries	35	85	37	129	10	403	996	602	817	95
TOTAL FOREIGN COUNTRIES	30,795	30,598	18,140	19,333	14,224	87,405	90,217	61,374	59,541	45,177
Share of Bengal	5,347	6,711	5,913	5,924	5,189	14,366	19,493	19,162	19,817	15,530
Bombay	33,631	21,021	10,868	12,831	9,792	67,546	62,741	37,066	37,528	32,248
Sind	46	47	2	..	5	170	123	25	5	104
Madras	2,531	2,781	1,450	679	474	9,784	10,378	6,656	3,211	2,313
Burma	1,009	1,508	937	950	982	15,287	16,541	12,878	9,900	13,295
TOTAL	32,564	32,668	19,257	20,284	16,352	1,07,168	1,09,334	75,816	70,271	63,400
Sulphate (III. O)—	Cwts.	Cwts.	Cwts.	Cwts.	Cwts.					
United Kingdom (including Channel Islands)	811	520	637	1,038	1,178	12,537	9,401	11,919	20,181	22,110
Other British Possessions	9	..	39	60	20	20	2	157	260	60
TOTAL BRITISH EMPIRE	820	520	676	1,098	1,198	12,627	9,404	12,076	20,441	22,170
Germany	43,769	16,054	9,260	11,188	6,235	1,50,978	57,020	30,944	34,035	18,796
Japan	150	7,768	2,201	381	16,450	4,583
Other Foreign Countries	10	2	108	..	78	81	17	665	2	882
TOTAL FOREIGN COUNTRIES	43,779	16,056	9,608	18,951	8,514	1,51,054	57,037	31,992	50,517	24,261
Share of Bengal	3,733	4,638	2,840	5,342	2,635	15,408	18,788	13,086	17,226	8,874
Bombay	35,097	2,402	953	6,086	1,510	85,887	11,725	6,021	25,232	18,397
Sind	6,999	4,823	3,593	5,239	4,381	25,994	15,965	11,781	15,183	11,443
Madras	6,268	3,643	1,812	2,221	505	25,458	14,747	6,943	3,027	4,908
Burma	2,594	1,121	1,226	1,096	676	11,136	5,156	6,233	5,135	2,828
TOTAL	44,599	16,576	10,224	20,044	9,707	1,69,681	66,441	44,068	70,955	46,440
Others (III. O)—	Cwts.	Cwts.	Cwts.	Cwts.	Cwts.					
United Kingdom (including Channel Islands)	233	59	423	1,550	2,029	5,392	1,148	8,646	22,738	38,504
Germany	405	564	88	793	739	3,699	2,941	2,564	7,370	15,244
Italy (including Fiume)	30	32	145	298	278	980	882	3,956	7,689	7,115
Japan	98	2,459	9,640	2,014	34,783	1,35,345
United States of America—Via Atlantic Coast	2	2	406	260	353	6,868
Other Foreign Countries	39	60	60	177	114	654	1,013	1,080	2,969	2,790
TOTAL FOREIGN COUNTRIES	474	476	413	3,734	11,177	5,338	4,836	9,874	53,176	1,67,302
Share of Bengal	132	263	132	2,700	9,092	3,207	1,060	2,568	23,976	1,24,324
Bombay	472	86	373	2,325	4,321	3,755	1,547	3,511	48,360	73,154
Sind	5	11	65	50	42	605	326	2,035	2,260	1,793
Madras	61	39	108	131	156	1,090	1,137	2,395	2,736	3,903
Burma	77	131	168	78	85	1,973	1,014	3,221	2,092	2,192
TOTAL	707	535	636	5,234	13,803	10,625	5,984	18,520	79,914	2,05,866

ARTICLES, AND COUNTRIES OF CONSIGNMENT; ALSO SHARE OF EACH PROVINCE	QUANTITY					VALUE				
	1930-31	1931-32	1932-33	1933-34	1934-35	1930-31	1931-32	1932-33	1933-34	1934-35
Chemicals and chemical preparations (excluding chemical manures and medicines)— <i>continued</i>										
Magnesium Compound— <i>continued</i> Total Magnesium compounds										
Cwts.										
United Kingdom (including Channel Islands)	2,612	2,040	2,127	2,534	4,968	37,041	29,666	35,007	57,649	76,890
Other British Possessions	810	..	39	60	984	636	3	157	260	3,106
TOTAL BRITISH EMPIRE	3,422	2,040	2,166	2,594	5,952	37,677	29,669	35,164	57,909	79,996
Germany	74,984	46,981	27,451	28,090	20,313	2,41,674	1,49,132	94,102	94,817	77,467
Italy (including Fiume)	30	82	145	208	278	980	882	3,956	7,689	7,115
Japan	248	13,322	12,716	2,395	56,587	1,41,583
United States of America— Via Atlantic Coast	2	2	406	260	353	6,893
Other Foreign Countries	84	167	385	308	202	1,133	2,026	2,437	3,788	3,767
TOTAL FOREIGN COUNTRIES	75,048	47,130	28,211	42,018	33,915	2,43,792	1,52,090	1,03,240	1,63,234	2,36,800
Share of Bengal	9,342	11,561	8,375	13,966	16,336	33,979	39,340	34,546	61,019	1,49,928
Bombay	49,140	33,509	19,391	21,842	15,733	1,56,988	76,073	51,597	1,11,530	1,32,799
Sind	7,050	4,356	3,650	5,339	4,428	39,759	16,473	13,831	17,453	13,340
Madras	3,348	5,463	3,170	2,991	1,735	38,342	28,262	15,293	13,964	11,124
Burma	2,590	2,760	2,321	2,124	1,743	23,401	23,611	22,233	17,137	13,303
TOTAL	77,870	49,179	30,377	45,812	39,865	2,81,469	1,81,759	1,38,404	2,21,143	3,15,796
Potassium compounds— Bichromate (III C)— United Kingdom (including Channel Islands)										
Cwts.										
United Kingdom (including Channel Islands)	1,735	2,430	2,045	1,746	1,667	52,303	1,11,057	67,586	60,009	49,818
Germany	2,297	2,962	1,436	1,458	1,110	68,813	1,00,790	52,356	50,063	33,679
Belgium	303	80	9,856	2,369
Japan	120	62	112	756	1,001	4,037	2,607	3,731	20,957	76,941
United States of America— Via Atlantic Coast	90	410	552	..	519	3,060	15,410	20,015	..	15,678
Other Foreign Countries	37	20	..	12	30	1,171	615	20	482	846
TOTAL FOREIGN COUNTRIES	2,644	3,474	2,150	2,529	2,740	77,081	1,28,422	76,122	87,358	79,504
Share of Bengal	1,722	2,226	1,316	2,199	1,905	51,478	73,361	55,373	75,730	67,175
Bombay	1,430	2,775	1,404	992	1,307	44,345	49,930	48,045	34,963	35,343
Sind	133	104	176	111	136	3,933	2,977	6,031	3,566	4,047
Madras	690	1,665	646	784	943	21,567	59,959	35,723	37,033	25,005
Burma	243	134	153	139	236	7,511	4,319	5,437	5,933	7,362
TOTAL	4,279	6,904	4,195	4,275	4,407	1,29,334	2,39,479	1,43,708	1,47,367	1,39,322
Chlorate (III. C)— United Kingdom (including Channel Islands)										
Cwts.										
United Kingdom (including Channel Islands)	365	1	4	579	785	7,010	54	261	16,095	16,222
Finland	8,903	5,388	3,973	..	3,000	1,61,209	1,24,718	2,45,199	..	62,467
Sweden	6,455	12,455	3,148	24,243	10,136	1,17,516	2,88,890	2,15,928	6,26,637	2,37,171
Norway	384	7,279
Germany	19,189	12,502	16,275	7,710	8,606	3,40,736	2,69,548	4,10,775	1,94,100	1,95,909
Belgium	424	1,142	640	217	574	8,230	24,304	14,943	5,203	11,437
France	1,150	3,120	3,623	5,563	3,097	21,466	69,942	3,22,430	1,47,443	67,471
Switzerland	500	..	313	193	1,853	9,307	..	8,303	5,300	39,211
Japan	100	250	310	3,413	6,457	2,239	4,747	7,465	2,02,296	1,41,433
Other Foreign Countries	1	199	200	..	160	32	3,653	4,550	..	3,651
TOTAL FOREIGN COUNTRIES	36,723	35,056	43,482	46,349	34,267	6,60,805	7,86,297	11,29,533	11,80,999	7,66,069
Share of Bengal	10,658	10,130	16,227	19,131	11,136	1,76,794	2,35,553	4,43,117	5,16,143	2,61,677
Bombay	15,033	11,631	12,065	13,093	11,316	2,76,292	2,62,132	3,13,266	2,37,302	2,51,491
Sind	740	962	1,153	1,333	304	13,652	21,060	29,073	32,342	20,330
Madras	4,356	6,152	7,592	6,673	6,333	30,623	1,32,906	1,77,666	1,62,303	1,33,715
Burma	6,230	5,132	6,534	7,644	5,103	1,20,449	1,34,701	1,66,670	1,97,999	1,30,033
TOTAL	37,037	35,057	43,486	46,923	35,052	6,67,815	7,86,351	11,29,794	11,07,094	7,83,291

No. 10—continued

ARTICLES, AND COUNTRIES OF CONSIGNMENT; ALSO SHARE OF EACH PROVINCE	QUANTITY					VALUE				
	1930-31	1931-32	1932-33	1933-34	1934-35	1930-31	1931-32	1932-33	1933-34	1934-35
Chemicals and chemical prepara- tions (excluding chemical manures and medicines)— continued						R	R	R	R	R
Potassium Compounds— continued	Cwts.	Cwts.	Cwts.	Cwts.	Cwts.					
Cyanide of Potassium (III. C)—										
United Kingdom (including Channel Islands)	45	87	177	306	223	5,933	10,253	20,895	34,001	23,683
Germany	16	34	35	44	37	2,108	3,492	5,032	6,413	5,208
Other Foreign Countries	2	30	7	85	..	244	2,102	1,002
TOTAL FOREIGN COUNTRIES	16	34	37	74	44	2,238	3,492	5,270	8,515	6,210
Share of Bengal	2	11	33	91	56	224	1,182	3,529	7,903	5,965
" <i>Bombay</i>	16	71	123	191	137	1,854	7,466	14,929	21,929	14,763
" <i>Sind</i>	20	16	26	43	34	2,762	1,976	2,898	6,752	4,327
" <i>Madras</i>	17	21	26	45	33	3,610	2,335	3,724	4,937	3,995
" <i>Burma</i>	6	3	6	6	7	716	287	304	945	1,093
TOTAL	61	121	214	380	267	8,166	13,745	25,974	42,516	30,093
Other sorts (III. C)—										
United Kingdom (including Channel Islands)	662	558	480	636	767	1,41,222	1,24,247	1,03,008	1,14,464	93,554
Other British Possessions	6	8	17	272
TOTAL BRITISH EMPIRE	662	558	480	636	793	1,41,230	1,24,247	1,03,008	1,14,481	93,826
Germany	9,086	4,129	4,536	4,143	5,284	2,01,334	1,11,567	1,39,021	1,17,145	1,79,716
Netherlands	402	29	331	573	497	21,922	11,121	13,280	19,418	23,554
Belgium	275	50	156	235	103	8,334	1,983	18,449	6,917	3,061
France	54	79	171	51	556	4,106	9,867	12,133	5,988	26,322
Italy (including Fiume)	145	28	55	101	74	9,599	1,622	2,602	4,621	3,222
Czechoslovakia	270	40	111	8,635	1,966	5,137
Japan	73	83	146	143	343	75,391	88,390	97,240	48,680	23,993
Other Foreign Countries	3	1	50	1,157	1,137	1	73	4,841
TOTAL FOREIGN COUNTRIES	10,308	4,393	5,395	5,201	7,013	3,30,428	2,20,717	2,83,326	2,04,803	2,69,896
Share of Bengal	5,779	2,933	3,867	3,374	4,169	2,19,045	1,56,744	1,43,540	1,04,311	1,53,123
" <i>Bombay</i>	1,906	1,353	1,325	1,100	1,160	31,868	73,763	1,33,067	1,03,321	1,12,609
" <i>Sind</i>	738	366	363	613	671	49,222	23,760	35,766	39,903	37,513
" <i>Madras</i>	1,842	210	212	456	251	93,951	72,322	54,333	57,337	26,053
" <i>Burma</i>	665	189	113	435	570	37,572	13,350	14,133	23,917	29,425
TOTAL	10,970	4,956	5,875	5,927	7,811	4,71,658	3,44,964	3,86,334	3,10,239	3,63,722
Total Potassium compounds—										
United Kingdom (including Channel Islands)	3,297	4,076	2,706	3,267	3,462	2,06,408	2,46,611	1,91,550	2,24,569	1,83,477
Other British Possessions	6	8	17	272
TOTAL BRITISH EMPIRE	3,297	4,076	2,706	3,267	3,468	2,06,476	2,46,611	1,91,550	2,24,586	1,83,749

GENERAL IMPORTS

ARTICLES, AND COUNTRIES OF CONSIGNMENT ; ALSO SHARE OF EACH PROVINCE	QUANTITY					VALUE				
	1930-31	1931-32	1932-33	1933-34	1934-35	1930-31	1931-32	1932-33	1933-34	1934-35
Chemicals and chemical preparations (excluding chemical manures and medicines)—continued										
Potassium Compounds—concluded										
Total Potassium compounds—continued	Cwts.	Cwts.	Cwts.	Cwts.	Cwts.	Rs.	Rs.	Rs.	Rs.	Rs.
Finland	8,903	5,388	8,073	..	3,000	1,61,200	1,24,718	2,45,180	..	62,457
Sweden	6,467	12,455	8,148	24,255	10,206	1,17,975	2,86,890	2,16,928	6,27,180	2,42,597
Norway	384	7,279
Germany	30,588	10,627	22,332	13,355	15,037	6,18,081	4,04,892	6,07,187	3,67,721	4,14,512
Netherlands	387	29	538	601	513	19,864	11,121	18,694	21,072	24,717
Belgium	740	1,192	796	756	758	19,501	26,787	33,392	22,828	16,099
France	1,804	3,109	5,794	5,614	3,653	25,592	79,809	2,34,563	1,53,431	98,918
Switzerland	500	20	318	193	1,853	9,807	1,704	8,308	5,372	39,211
Italy (including France)	145	28	55	101	74	9,599	1,622	2,602	4,621	3,322
Czechoslovakia	270	99	..	40	111	8,635	1,780	..	1,966	5,187
Japan	293	414	568	9,323	7,801	81,717	90,744	1,08,436	2,78,029	1,92,397
United States of America— Via Atlantic Coast	93	411	553	..	519	4,217	15,486	20,015	..	15,078
„ Pacific „	100	1,375
Other Foreign Countries	160	1	1	3,601
TOTAL FOREIGN COUNTRIES	49,590	42,392	51,064	54,243	44,069	10,70,547	11,38,928	14,94,260	14,81,680	11,21,679
Share of Bengal	17,562	15,300	21,933	24,745	17,316	4,47,541	4,66,739	6,48,569	7,04,137	4,73,939
„ Bombay	18,495	15,785	14,917	14,321	15,910	4,04,859	4,47,345	5,14,347	4,47,530	4,14,099
„ Sind	1,676	1,443	1,723	2,104	1,695	69,619	49,793	73,318	73,083	66,337
„ Madras	6,923	3,043	3,388	7,957	7,810	1,98,756	2,68,022	2,51,397	2,52,897	1,94,368
„ Burma	7,729	6,457	6,306	8,323	5,906	1,56,348	1,52,650	1,37,169	2,23,349	1,57,798
TOTAL	52,397	47,038	53,770	57,510	47,587	12,77,023	13,84,539	16,85,810	17,06,260	13,05,428
Soda Compounds—										
Sodium bicarbonate (III. C)— United Kingdom (including Channel Islands)	Cwts.	Cwts.	Cwts.	Cwts.	Cwts.					
Other British Possessions	2	..	99	1	76	15	..	578	7	419
TOTAL BRITISH EMPIRE	78,728	91,146	89,605	92,003	86,793	6,16,913	7,21,222	6,86,119	6,92,120	6,11,535
U. S. S. E.— Northern	1,676	2,323	629	401	..	12,633	23,106	5,648	3,811	..
Southern	99	3,002	4,574	1,954	394	581	26,319	40,473	14,191	2,166
Pacific Ports (in Asia)	301	2,412
Germany	2,941	706	69	38	349	26,230	5,918	1,920	1,130	5,147
Japan	3,717	20,225	13,966	26,043	1,29,306	1,18,334
Egypt	900	237	394	5,987	1,365	2,251
United States of America— Via Atlantic Coast	5,601	3,417	1,324	3,401	3,703	42,235	23,511	24,468	24,669	24,468
Other Foreign Countries	2	519	146	103	81	17	3,477	1,385	1,001	876
TOTAL FOREIGN COUNTRIES	10,620	10,467	11,959	26,354	23,337	84,158	81,231	1,05,874	1,74,479	1,48,242
Share of Bengal	33,481	28,530	32,432	36,399	32,316	3,52,339	3,37,653	3,50,071	3,59,631	3,35,911
„ Bombay	23,334	19,375	26,227	23,351	23,723	1,96,365	2,39,955	2,04,299	2,10,236	1,83,060
„ Sind	10,293	16,599	16,354	13,413	17,772	79,368	1,12,797	1,12,161	1,26,566	1,31,309
„ Madras	3,496	13,041	13,963	30,511	13,969	61,536	93,187	1,03,200	1,42,435	96,633
„ Burma	13,346	14,127	12,532	14,323	12,930	1,19,073	1,22,721	1,22,335	1,27,733	1,17,633
TOTAL	89,850	101,613	101,463	118,417	1,10,708	7,00,086	8,02,458	7,92,566	8,66,806	7,60,196
Sodium bichromate (III. C)— United Kingdom (including Channel Islands)	Cwts.	Cwts.	Cwts.	Cwts.	Cwts.					
Other British Possessions	10
TOTAL BRITISH EMPIRE	7,681	5,730	5,238	10,984	11,060	1,75,059	1,36,800	1,52,710	2,84,869	2,76,087
U. S. S. E.— Southern	571	9,803
Germany	2,712	4,137	1,975	803	1,792	64,604	1,17,977	63,293	23,930	43,812
Netherlands	601	1,638	15,025	40,418
Belgium	328	143	61	335	372	22,776	3,710	1,651	19,902	9,476
Japan	76	..	18	89	1,649	1,933	..	460	578	33,085
China (exclusive of Hongkong and Macao)	515	9,238
United States of America— Via Atlantic Coast	340	410	3,103	246	1,072	9,000	12,303	34,228	7,472	30,455
Other Foreign Countries	39	1,174
TOTAL FOREIGN COUNTRIES	4,116	5,296	6,334	1,973	5,971	98,813	1,49,515	1,91,207	51,382	1,35,875

No. 10—continued

ARTICLES, AND COUNTRIES OF CONSIGNMENT; ALSO SHARE OF EACH PROVINCE	QUANTITY					VALUE				
	1930-31	1931-32	1932-33	1933-34	1934-35	1930-31	1931-32	1932-33	1933-34	1934-35
Chemicals and chemical preparations (excluding chemical manures and medicines)— continued						R	R	R	R	R
Soda Compounds—continued										
Sodium dichromate (III. C)— continued	Cwts.	Cwts.	Cwts.	Cwts.	Cwts.					
Share of Bengal	1,332	1,693	1,309	3,509	4,430	36,561	23,630	54,614	1,02,455	1,18,499
„ Bombay	2,313	2,334	1,633	737	2,815	67,531	33,721	50,053	21,334	61,771
„ Sind	60	..	20	60	40	1,540	..	626	1,601	1,036
„ Madras	5,973	4,712	3,057	3,055	9,745	1,40,225	1,27,377	2,23,212	1,96,322	2,30,553
„ Burma	1,614	1,732	603	595	1	37,465	44,637	15,471	13,539	43
TOTAL	11,797	11,026	12,072	12,957	17,031	2,78,872	2,36,315	3,43,936	2,36,751	4,11,972
Borax (III. C)—	Cwts.	Cwts.	Cwts.	Cwts.	Cwts.					
United Kingdom (including Channel Islands)	4,929	10,438	17,073	9,455	12,716	68,071	1,22,366	1,74,850	1,08,269	1,37,107
Other British Possessions	7	2
TOTAL BRITISH EMPIRE	4,929	10,438	17,073	9,455	12,716	68,071	1,22,373	1,74,850	1,08,269	1,37,109
Germany	1,210	991	188	59	58	17,623	14,041	1,922	1,017	823
Netherlands	863	645	590	41	50	8,562	6,132	6,139	944	758
Belgium	1,400	12,475
France	800	7,037	2	..
Italy (including Fiume)	4,120	4,372	4,174	919	1,106	44,217	53,434	46,126	10,460	12,056
Austria	100	30	1,022	341
Japan	2	5	..	4,353	12,804	48	34	..	40,737	1,17,474
United States of America— Via Atlantic Coast	1,320	1,600	2,655	423	631	18,779	19,326	25,333	14,082	6,777
„ Pacific „	100	2,450	4,350	500	1,040	1,180	23,992	41,936	4,959	9,502
TOTAL FOREIGN COUNTRIES	18,221	10,558	15,157	6,235	15,739	91,431	1,17,300	1,50,624	62,201	1,47,450
Share of Bengal	5,930	9,437	13,593	6,935	16,023	67,335	1,02,399	1,75,370	68,084	1,40,343
„ Bombay	3,955	6,309	7,033	4,490	6,935	44,743	69,623	70,331	46,257	75,501
„ Sind	705	1,931	4,340	1,717	2,444	9,809	21,451	41,164	17,290	14,323
„ Madras	1,933	2,601	2,372	2,077	2,533	39,347	35,526	29,542	30,772	23,491
„ Burma	523	713	534	531	450	7,713	10,773	8,076	7,467	6,539
TOTAL	13,150	21,041	32,330	15,760	28,455	1,59,502	2,39,673	3,25,453	1,70,470	2,34,613
Caustic soda (III. C)—	Cwts.	Cwts.	Cwts.	Cwts.	Cwts.					
United Kingdom (including Channel Islands)	182,151	212,104	230,324	260,208	293,924	21,10,908	25,55,343	27,09,417	30,04,336	32,72,578
Other British Possessions	4	..	27	89	279	65	3	353	1,202	3,365
TOTAL BRITISH EMPIRE	182,155	212,104	230,351	260,297	294,203	21,10,973	25,55,351	27,09,770	30,05,538	32,75,943
U. S. S. E.—										
Northern	1,591	4,677	5,399	16,961	51,293	69,549
Southern	776	10,174	1,704	9,220	1,32,055	16,617	..
Pacific ports (in Asia)	149	1,790
Germany	21,493	23,846	623	149	3,535	2,32,499	3,25,171	9,805	2,659	44,940
Netherlands	331	92	..	1	..	7,975	1,132	..	117	..
Belgium	360	1,654	4,352	18,147
France	1,116	101	1,126	946	..	10,913	1,000	10,300	10,475
Japan	4,300	16,042	31,366	49,666	1,29,574	3,56,026
Egypt	298	376	1,757	184	..	3,549	3,503	18,737	1,636	..
United States of America— Via Atlantic Coast	25,466	16,736	31,304	23,310	46,830	3,00,632	1,95,041	4,01,092	3,30,462	5,12,629
Other Foreign Countries	30	1	20	..	53	364	11	303	..	530
TOTAL FOREIGN COUNTRIES	49,746	49,324	54,173	43,016	33,430	6,18,622	6,14,536	6,32,257	5,51,365	9,25,259
Share of Bengal	76,173	36,937	76,446	103,342	129,306	3,37,446	10,28,916	3,73,931	12,33,307	14,53,103
„ Bombay	53,374	33,136	53,401	37,372	91,151	7,33,924	3,13,145	9,36,095	7,51,730	10,94,231
„ Sind	45,819	47,516	60,303	62,211	69,451	5,08,602	5,32,031	6,90,691	6,91,304	7,39,315
„ Madras	36,376	50,593	53,463	60,352	64,515	4,06,744	5,71,966	6,40,406	6,60,324	6,50,724
„ Burma	17,359	18,243	20,412	19,036	22,710	1,99,379	2,22,439	2,25,374	2,19,733	2,63,439
TOTAL	231,901	261,423	234,529	308,313	377,633	27,20,595	31,69,937	33,92,057	35,50,953	42,01,202

ARTICLES, AND COUNTRIES OF CONSIGNMENT; ALSO SHARE OF EACH PROVINCE	QUANTITY					VALUE				
	1930-31	1931-32	1932-33	1933-34	1934-35	1930-31	1931-32	1932-33	1933-34	1934-35
Chemicals and chemical preparations (excluding chemical manures and medicines)—continued						R	R	R	R	R
Soda Compounds—continued	Cwts.	Cwts.	Cwts.	Cwts.	Cwts.					
Sodium cyanide (III. C)—United Kingdom (including Channel Islands)	6,103	6,040	5,860	5,200	5,026	3,15,392	3,14,281	3,07,088	2,71,519	2,88,987
Germany	1,000	900	400	..	30	44,208	41,086	16,176	70	1,102
Czechoslovakia	200	7,084
United States of America—Via Atlantic Coast	5	281
TOTAL FOREIGN COUNTRIES	1,006	900	600	..	30	44,487	41,086	24,160	76	1,102
Share of Bengal	1	37
“ Bombay	46	200	120	30	30	3,036	13,541	11,376	1,471	1,102
“ Madras	5,061	5,340	5,740	5,240	5,625	3,12,454	3,00,740	2,95,708	2,70,194	2,86,900
“ Burma	1,002	900	600	44,339	41,086	24,165
TOTAL	7,109	6,040	6,460	5,260	5,046	3,59,819	3,55,367	3,31,198	2,71,595	2,88,089
Sodium sulphate (III. C)—United Kingdom (including Channel Islands) Straits Settlements	1,750	2,642	4,292	14,524	19,248	19,481
TOTAL BRITISH EMPIRE	1,750	2,642	4,292	14,524	19,280	19,652
Germany	5,375	4,151	6,461	28,785	18,686	28,755
Other Foreign Countries	375	443	1,719	2,122	..
TOTAL FOREIGN COUNTRIES	5,750	4,594	6,461	30,504	20,768	28,755
Share of Bengal	3,654	2,796	6,205	16,221	11,853	27,733
“ Bombay	1,990	1,484	3,647	13,514	8,488	17,995
“ Sind	62	34	85	1,181	809	1,584
“ Madras	1,741	1,068	62	13,653	7,148	352
“ Burma	53	1,861	60	459	11,735	643
TOTAL	7,500	7,241	10,759	45,028	40,088	48,407
Soda sulphide (III. C)—United Kingdom (including Channel Islands)	4,380	21,434	22,290	13,385	30,794	36,484	1,57,618	1,58,899	80,117	2,05,330
Other British Possessions	2	48	95	866
TOTAL BRITISH EMPIRE	4,382	21,434	22,290	13,385	30,842	36,579	1,57,618	1,58,899	80,117	2,05,596
U. S. S. R.—Northern	..	4,345	5,308	2,268	39,182	35,352	11,199	..
Southern	..	376	..	991	1,899	..	5,125	..
Germany	16,683	8,841	1,986	3,986	1,995	1,36,626	65,187	13,980	24,708	18,409
Belgium	2,325	2,689	2,157	455	250	18,396	21,200	15,025	2,487	1,680
Japan	8,571	4,871	12,338	17,796	4,785	65,116	33,996	64,799	79,850	27,366
Other Foreign Countries	..	140	544	..	679	..	1,134	3,662	..	4,787
TOTAL FOREIGN COUNTRIES	27,579	21,262	22,280	25,489	7,709	2,20,137	1,52,592	1,32,818	1,32,819	47,242
Share of Bengal	2,255	4,592	5,686	5,934	6,726	17,418	34,096	36,764	39,788	38,227
“ Bombay	24,036	31,581	31,479	37,967	33,141	1,91,002	2,23,488	1,97,177	1,37,457	1,49,589
“ Sind	139	160	172	51	203	1,097	1,243	1,381	385	1,603
“ Madras	4,402	5,655	6,952	4,575	6,319	36,497	44,055	53,289	32,388	40,637
“ Burma	1,123	788	281	347	2,657	10,702	7,318	2,606	2,943	22,031
TOTAL	31,961	42,696	44,570	38,674	38,561	2,56,716	3,10,205	2,91,217	2,02,936	2,52,838
Sodium Carbonate (III. C)—United Kingdom (including Channel Islands)	920,695	847,522	858,800	899,474	971,190	56,41,925	50,91,118	49,40,974	51,19,869	58,97,330
Aden and Dependencies	3,484	3,007	3,288	2,814	2,450	12,508	9,847	31,406	8,840	6,867
Kenya Colony	101,009	67,097	79,000	83,002	67,000	6,06,992	3,88,088	4,40,701	4,61,874	3,71,990
Other British Possessions	1	..	4	122	197	18	18	40	703	1,177
TOTAL BRITISH EMPIRE	1,025,189	917,626	941,092	979,412	1,040,837	62,61,438	54,84,021	54,18,121	55,90,786	57,76,864
U. S. S. R.—Northern	5,948	19,329	9,618	1,575	..	36,658	1,35,860	71,742	5,789	..
Southern	6,247	57,564	89,222	38,323	13,076	48,446	4,13,275	6,55,743	1,36,645	64,207
Germany	9,351	13,460	22	101	99	65,071	92,695	517	985	2,087
Netherlands	815	849	..	1	..	12,280	2,344	..	40	..
Belgium	1,558	129	6	10,087	788	43
Italy (including Finme)	..	1,420	5,009	3,042	27,324
Japan	200	..	50,878	50,478	145,120	1,500	..	2,71,084	2,68,988	7,05,163
Egypt	..	1,885	6,074	9,154	730	..	11,484	32,857	45,049	3,756
United States of America—Via Atlantic Coast	1,888	713	484	51,622	21,238	14,591	5,187	8,287	3,02,673	1,23,567
“ Pacific	503	2,315	16,091	6,189	16,390	89,672
Other Foreign Countries	75	771	30	1	62	645	5,368	161	17	377
TOTAL FOREIGN COUNTRIES	26,975	97,885	161,482	151,260	195,411	1,90,417	6,91,843	10,62,768	8,64,891	9,87,829

* Separately recorded from 1932-33.

No. 10—continued

ARTICLES, AND COUNTRIES OF CONSIGNMENT; ALSO SHARE OF EACH PROVINCE	QUANTITY					VALUE				
	1930-31	1931-32	1932-33	1933-34	1934-35	1930-31	1931-32	1932-33	1933-34	1934-35
Chemicals and chemical prepara- tions (excluding chemical manures and medicines)— continued						R	R	R	R	R
<i>Soda Compounds—continued</i>										
Sodium carbonate (III. C)— continued	Cwts.	Cwts.	Cwts.	Cwts.	Cwts.					
Share of Bengal	559,392	691,917	618,401	626,288	682,306	33,61,339	35,84,192	37,21,855	36,48,937	39,43,366
" Bombay	146,643	124,690	150,715	136,009	160,741	10,07,677	8,07,770	9,21,440	7,38,046	8,30,686
" Sind	181,218	205,412	210,608	230,988	259,340	11,00,281	11,93,512	11,83,716	12,79,632	13,75,790
" Madras	98,964	71,082	98,626	113,376	107,762	5,58,056	3,92,696	5,16,314	5,76,954	4,57,332
" Burma	66,947	22,410	24,226	25,563	26,199	4,36,512	1,47,694	1,52,559	1,58,049	1,57,919
TOTAL	1,052,164	1,015,511	1,102,574	1,130,662	1,236,248	64,51,855	61,75,864	64,75,884	68,95,617	67,64,693
Sodium silicate (III. C)— United Kingdom (including Channel Islands).	Cwts.	Cwts.	Cwts.	Cwts.	Cwts.					
Other British Possessions	98	850	..	18	..	269	2,794
TOTAL BRITISH EMPIRE	85,108	23,959	23,792	23,508	36,094	2,74,600	1,91,618	1,84,191	1,76,417	2,48,084
Germany	789	2,262	2,310	1,755	2,082	5,978	19,607	17,765	17,094	15,654
Netherlands	4,115	1,142	31,116	8,617
Belgium	1,800	267	1,087	3,240	247	14,604	2,244	7,408	18,668	1,879
France	2,125	1,518	16,406	12,880
Japan	401	3,231	2,729	3,080	26,666	20,035
Other Foreign Countries	2	119	1	14	8,817	25
TOTAL FOREIGN COUNTRIES	8,779	5,184	3,800	8,345	5,009	68,198	42,748	23,262	68,645	37,596
Share of Bengal	13,237	5,317	1,033	7,335	10,332	1,43,628	42,663	3,335	69,315	67,661
" Bombay	3,421	6,573	5,202	5,964	9,670	63,363	37,371	43,095	45,571	63,128
" Sind	2,097	2,627	2,010	1,744	2,053	16,625	20,343	13,693	10,931	11,676
" Madras	3,999	7,635	12,076	9,833	3,486	66,177	57,025	37,376	70,144	58,320
" Burma	6,033	6,386	7,216	6,375	9,997	52,405	56,954	69,544	55,551	79,825
TOTAL	43,887	29,143	27,592	31,851	41,043	3,42,708	2,34,361	2,12,453	2,42,932	2,30,680
Other sorts (III. C)— United Kingdom (including Channel Islands)	Cwts.	Cwts.	Cwts.	Cwts.	Cwts.					
Other British Possessions	14	17	452	41	35	99	468	2,942	378	1,302
TOTAL BRITISH EMPIRE	5,850	3,604	9,632	19,214	13,519	1,60,082	2,44,130	2,00,568	4,64,298	5,46,384
U. S. S. E.— Pacific ports (in Asia)	795	5,565
Germany	12,098	13,503	3,752	6,019	20,822	1,30,638	1,42,671	95,077	1,45,519	6,02,080
Netherlands	3,378	867	1,404	171	53	75,796	45,941	69,405	5,394	1,807
Belgium	1,273	1,023	1,163	607	437	12,521	31,511	35,828	16,271	16,539
France	1,920	1,085	1,749	700	270	17,339	13,441	55,521	23,750	12,990
Czechoslovakia	80	10	39	119	..	985	517	2,275	6,110
Italy (including Fiume)	15	98	130	91	..	950	5,008	6,733	1,733	80
Switzerland	2	10	..	215	..	36	553	..	9,041
Japan	1,094	259	611	9,083	2,853	10,405
United States of America— Vid Atlantic Coast	300	99	95	229	133	13,889	5,053	10,479	7,493	3,211
Other Foreign Countries	80	..	18	585	..	1,195	..	1,915	9,402
TOTAL FOREIGN COUNTRIES	20,279	16,842	9,407	8,130	23,250	2,57,178	2,46,346	2,33,196	2,07,553	6,71,725
Share of Bengal	6,163	4,612	3,428	5,082	3,453	57,093	43,143	30,374	1,69,956	2,58,571
" Bombay	3,736	10,113	6,607	13,277	19,428	1,11,387	1,60,114	2,04,735	2,49,979	5,75,359
" Sind	741	698	1,418	1,111	1,198	20,563	17,090	24,505	26,146	34,792
" Madras	4,344	5,134	4,346	6,334	11,224	1,08,595	1,62,342	1,64,987	2,10,920	3,19,328
" Burma	6,246	4,889	3,243	1,640	1,451	1,19,611	1,02,358	92,708	45,932	31,361
TOTAL	26,129	26,445	19,039	27,344	41,769	4,17,339	4,90,444	5,76,709	6,92,224	12,19,411

ARTICLES, AND COUNTRIES OF CONSIGNMENT; ALSO SHARE OF EACH PROVINCE	QUANTITY					VALUE				
	1930-31	1931-32	1932-33	1933-34	1934-35	1930-31	1931-32	1932-33	1933-34	1934-35
Chemicals and chemical preparations (excluding chemical manures and medicines)—continued										
Soda compounds—concluded										
Total Soda compounds—										
	Cwts.	Cwts.	Cwts.	Cwts.	Cwts.					
United Kingdom (including Channel Islands)	1,245,611	1,227,010	1,269,412	1,330,116	1,470,553	93,98,864	95,34,473	96,18,808	1,02,40,838	1,09,93,090
Aden and Dependencies	3,488	3,007	3,387	2,314	2,459	12,527	9,847	31,978	3,340	6,421
Hongkong	1	..	647	9	..	5,849
Kenya Colony	101,009	67,097	79,000	83,002	67,000	6,06,992	3,83,038	4,40,701	4,61,374	3,71,990
Other British Possessions	19	17	82	291	345	268	514	739	2,591	3,793
TOTAL BRITISH EMPIRE	1,350,127	1,297,131	1,346,882	1,416,223	1,541,004	1,00,18,141	99,37,872	1,00,92,230	1,07,13,643	1,13,31,063
U. S. S. R.—										
Northern	9,215	31,174	21,146	4,239	411	66,252	2,39,441	1,32,291	19,799	4,613
Southern	6,346	61,718	1,04,285	42,972	14,172	44,027	4,50,607	3,30,267	2,22,578	77,549
Pacific ports (in Asia)	1,345	9,767
Germany	68,227	68,646	16,650	17,057	37,213	7,73,523	8,23,753	2,49,243	2,85,760	7,57,816
Netherlands	10,032	3,931	3,632	315	183	1,35,079	60,972	1,16,034	6,328	3,337
Belgium	3,299	5,917	5,636	5,233	1,330	83,335	77,608	73,243	53,179	30,395
France	4,122	4,150	2,913	1,326	1,216	34,906	40,720	66,353	34,052	23,465
Switzerland	..	2	14	20	215	..	39	645	207	9,041
Italy (including Fiume)	4,141	6,762	9,416	1,010	1,106	45,167	63,993	79,911	12,243	12,136
Czechoslovakia	..	80	210	39	119	..	985	3,501	2,275	6,110
China (exclusive of Hongkong and Macao)	..	60	513	..	984	9,233
Japan	3,349	4,396	72,741	112,890	213,630	63,597	34,241	4,24,216	7,34,512	12,63,551
Egypt	296	2,261	6,781	9,566	1,724	3,549	15,392	57,531	43,050	10,127
United States of America—										
Via Atlantic Coast	35,421	22,935	40,917	34,350	73,703	3,99,337	2,59,376	5,59,447	6,30,163	7,00,133
" Pacific "	993	4,765	4,350	500	16,131	7,399	40,332	41,936	4,959	99,234
Other Foreign Countries	130	366	604	25	153	1,336	2,249	4,610	1,999	4,373
TOTAL FOREIGN COUNTRIES	157,321	217,713	291,747	290,446	366,337	16,72,346	21,36,747	26,94,340	20,61,609	31,31,075
Share of Bengal	795,562	733,959	761,546	392,373	397,793	43,33,899	50,93,733	53,33,333	55,71,308	62,32,939
" Bombay	279,253	269,316	299,440	375,171	346,333	24,05,033	25,23,743	26,52,434	22,11,660	30,57,433
" Sind	241,172	274,933	291,590	316,334	359,493	17,36,375	16,99,527	20,49,113	21,55,213	23,13,073
" Madras	175,793	166,393	212,334	233,370	233,336	17,17,631	17,39,744	21,35,992	21,98,531	21,69,673
" Burma	114,743	79,737	69,719	79,776	77,465	10,17,694	7,57,323	7,15,337	6,40,043	6,79,039
TOTAL	1,507,443	1,514,844	1,638,629	1,706,669	1,907,341	1,16,90,987	1,20,64,619	1,27,86,576	1,27,75,252	1,45,12,137
Sulphur (Brimstone) (III. O)—										
	Cwts.	Cwts.	Cwts.	Cwts.	Cwts.					
United Kingdom (including Channel Islands)	3,427	51,772	4,452	1,311	1,437	21,300	2,25,344	30,723	9,111	41,799
Other British Possessions	339	165	..	63	304	1,337	3,103	..	333	1,435
TOTAL BRITISH EMPIRE	3,666	51,937	4,452	1,374	1,741	22,637	2,28,447	30,723	9,444	43,234
Germany	51,243	21,412	37,637	32,074	9,344	2,54,393	1,11,601	1,33,644	1,31,022	49,792
Netherlands	300	20	2,539	200	300	4,511	223	15,336	317	3,333
Italy (including Fiume)	233,235	232,715	206,403	245,157	213,600	14,70,524	12,16,777	11,55,239	13,51,149	9,63,216
Austria	..	1,160	5,909
Java	31,419	41,323	43,961	4,06,165	1,90,451	1,94,330
Japan	1,732	1,527	31,212	97,123	113,390	24,433	29,276	1,43,639	3,73,951	4,12,991
United States of America—										
Via Atlantic Coast	9,245	2,332	594	25,929	9,472	34,723	17,232	4,493	1,12,023	59,941
" Pacific "	300	3,337
Other Foreign Countries	444	30	160	..	264	2,970	243	1,531	21	2,053
TOTAL FOREIGN COUNTRIES	349,729	259,736	388,014	442,311	493,631	18,11,604	13,31,399	19,20,147	20,59,439	16,30,603
Share of Bengal	236,469	205,513	245,590	233,131	230,534	12,13,311	10,21,433	13,01,361	13,36,913	11,69,437
" Bombay	35,392	49,647	51,111	49,419	57,459	3,31,310	3,14,936	2,34,136	2,29,336	2,61,335
" Sind	6,343	7,336	10,336	13,191	12,914	39,531	49,273	61,036	63,331	65,031
" Madras	11,656	7,752	9,556	13,690	20,982	69,336	43,226	67,129	1,11,439	99,323
" Burma	62,535	40,930	47,974	30,399	33,463	2,30,733	1,76,390	2,36,775	3,37,312	1,33,336
TOTAL	358,394	311,673	364,466	443,690	494,422	18,34,291	16,09,743	19,50,935	20,33,333	17,23,337

No. 10—continued

ARTICLES, AND COUNTRIES OF CONSIGNMENT; ALSO SHARE OF EACH PROVINCE	QUANTITY					VALUE				
	1930-31	1931-32	1932-33	1933-34	1934-35	1930-31	1931-32	1932-33	1933-34	1934-35
Chemicals and chemical pre- parations (excluding chemical manures and medicines)— continued										
Zinc compounds—										
Chloride (III. C)—										
United Kingdom (including Channel Islands) Hongkong	Cwts. 17,071	Cwts. 27,029	Cwts. 20,000	Cwts. 18,912	Cwts. 14,273	R 2,01,735	R 2,68,261	R 2,81,829	R 1,77,632	R 1,20,800
TOTAL BRITISH EMPIRE	17,071	27,029	20,000	18,912	14,277	2,00,735	2,68,261	2,81,820	1,77,632	1,20,961
Germany	3,886	6,248	1,957	9,068	13,306	41,500	73,828	25,177	84,402	1,12,367
Belgium	2,251	1,876	217	1,767	3,839	25,035	21,308	2,585	16,790	33,074
Other Foreign Countries	3	165	332	302	20	1,281	2,116	4,122	2,791	161
TOTAL FOREIGN COUNTRIES	5,890	8,294	2,506	11,137	17,225	68,506	97,245	31,884	1,03,983	1,45,562
Share of Bengal	2,714	3,403	1,944	3,326	4,037	34,744	41,981	23,028	42,389	36,339
" Bombay	19,983	31,066	27,958	25,614	26,032	2,32,135	3,32,351	2,81,550	2,30,798	2,10,589
" Sind	139	265	60	33	129	2,309	4,105	1,039	1,599	2,113
" Madras	604	436	549	433	639	3,331	5,736	6,357	4,956	6,781
" Burma	121	99	35	93	35	1,331	1,433	1,239	1,374	1,136
TOTAL	23,561	35,313	30,506	30,049	31,502	2,69,241	3,85,506	3,13,713	2,81,615	2,66,513
Others (III. C)—										
United Kingdom (including Channel Islands)	Cwts. 29	Cwts. 461	Cwts. 503	Cwts. 3,103	Cwts. 23,180	R 1,078	R 5,537	R 10,290	R 50,049	R 4,24,044
Germany	3,065	7,088	1,852	3,357	1,004	19,757	36,077	14,510	21,508	28,986
Belgium	21	3	3	167	471	898	97	94	2,960	7,451
Japan	8	..	231	310	4,165	390	..	2,881	4,326	57,882
Other Foreign Countries	10	..	39	39	24	957	1	1,093	1,593	519
TOTAL FOREIGN COUNTRIES	3,104	7,091	2,175	3,922	6,264	21,497	39,775	18,578	30,398	39,838
Share of Bengal	10	20	642	3,138	30,546	31	362	9,470	47,240	2,34,042
" Bombay	63	427	166	167	13,036	1,501	4,278	3,369	6,493	2,10,405
" Sind	39	95	157	33	423	1,503	3,151	3,100	1,834	21,358
" Madras	14	10	103	356	179	690	375	2,277	6,337	3,819
" Burma	2,007	7,000	1,610	3,381	260	13,395	34,196	9,152	18,533	4,360
TOTAL	3,133	7,552	2,678	7,030	34,444	23,570	42,362	28,868	30,447	5,14,732
Total Zinc compounds—										
United Kingdom (including Channel Islands) Other British Possessions	Cwts. 17,700	Cwts. 27,490	Cwts. 28,593	Cwts. 22,020	Cwts. 42,453	R 2,01,808	R 2,93,848	R 2,92,119	R 2,27,631	R 5,45,843
TOTAL BRITISH EMPIRE	17,700	27,490	28,593	22,020	42,457	2,01,808	2,93,848	2,92,119	2,27,631	5,45,005
Germany	6,701	13,331	3,809	12,425	14,970	61,347	1,10,503	39,637	1,05,910	1,36,343
Belgium	2,273	1,879	220	1,934	4,310	26,023	21,400	2,679	19,756	40,485
Japan	8	..	337	312	4,185	390	..	3,805	4,425	58,043
Other Foreign Countries	13	165	265	368	24	2,238	2,117	4,291	4,290	519
TOTAL FOREIGN COUNTRIES	8,964	15,375	4,681	15,059	23,490	90,003	1,34,020	50,462	1,34,331	2,35,390
Share of Bengal	2,724	3,423	2,536	7,014	24,573	34,325	42,343	32,498	90,129	3,21,331
" Bombay	20,043	31,493	28,124	25,781	39,658	2,23,638	3,36,629	2,34,419	2,37,201	4,39,994
" Sind	173	360	217	121	562	3,303	7,355	6,139	3,433	13,474
" Madras	613	490	653	739	313	3,321	6,111	9,134	11,349	10,000
" Burma	3,123	7,099	1,695	3,374	345	29,728	35,679	10,391	19,957	5,396
TOTAL	26,694	42,865	33,274	37,070	65,046	2,01,611	4,27,868	3,42,681	3,62,062	7,81,295
Other sorts of chemicals (III. C)—										
United Kingdom (including Channel Islands)	—	—	—	—	—	17,50,191	14,31,513	14,76,031	15,40,685	17,39,576
Ceylon (excluding Maldive Is.)	—	—	—	—	—	22,020	18,262	13,370	17,040	23,342
Straits Settlements	—	—	—	—	—	3,139	2,900	10,818	8,545	7,735
Hongkong	—	—	—	—	—	20,581	24,115	20,338	20,267	24,374
Canada— Via Atlantic Coast	—	—	—	—	—	11,624	17,924	39,679
Commonwealth of Australia	—	—	—	—	—	25,936	7,137	6,667	4,649	10,314
Other British Possessions	—	—	—	—	—	710	543	193	1,031	2,534
TOTAL BRITISH EMPIRE	—	—	—	—	—	18,98,177	15,34,580	15,44,046	16,10,101	18,47,804

GENERAL IMPORTS

No. 10—continued

ARTICLES, AND COUNTRIES OF CONSIGNMENT; ALSO SHARE OF EACH PROVINCE	QUANTITY					VALUE				
	1930-31	1931-32	1932-33	1933-34	1934-35	1930-31	1931-32	1932-33	1933-34	1934-35
Chemicals and chemical preparations (excluding chemical manures and medicines)—continued						R	R	R	R	R
<i>Other sorts of Chemicals (III. C)—continued</i>										
Finland	—	—	—	—	—	63,477	27,452
Sweden	—	—	—	—	—	64,402	84,167	38,477	55,514	28,620
Norway	—	—	—	—	—	9,316	746	2,909
Germany	—	—	—	—	—	15,53,105	15,54,303	17,70,491	17,12,418	15,60,588
Netherlands	—	—	—	—	—	2,36,731	2,95,235	2,25,555	1,74,503	2,02,645
Belgium	—	—	—	—	—	46,431	23,658	76,957	91,646	62,228
France	—	—	—	—	—	1,10,030	1,54,470	2,26,474	1,48,043	2,24,397
Switzerland	—	—	—	—	—	61,610	68,337	56,556	77,398	1,50,758
Italy (including Fiume)	—	—	—	—	—	61,405	29,642	41,474	20,085	30,275
Austria	—	—	—	—	—	2,324	553	9,533	4,623	2,323
Czechoslovakia	—	—	—	—	—	7,602	1,097	16,273	4,405	1,916
China (exclusive of Hongkong and Macao)	—	—	—	—	—	9,491	21,102	17,807	22,471	26,555
Japan	—	—	—	—	—	1,91,736	2,43,423	2,26,397	2,64,601	3,44,035
United States of America— Via Atlantic Coast	—	—	—	—	—	4,72,376	5,51,149	5,29,922	4,78,435	4,03,067
" Pacific "	—	—	—	—	—	11,719	463	1,067	2,321	7,419
Argentine Republic (including the Atlantic Coast of Patagonia)	—	—	—	—	—	7,632
Other Foreign Countries	—	—	—	—	—	7,927	3,516	4,539	7,349	15,037
TOTAL FOREIGN COUNTRIES	—	—	—	—	—	30,48,372	31,53,477	34,19,259	31,66,663	31,23,071
<i>Share of Bengal</i>	—	—	—	—	—	<i>14,99,371</i>	<i>13,20,516</i>	<i>15,08,645</i>	<i>13,76,372</i>	<i>14,42,329</i>
" Bombay	—	—	—	—	—	<i>21,64,673</i>	<i>22,16,316</i>	<i>22,32,722</i>	<i>21,96,674</i>	<i>22,12,321</i>
" Sind	—	—	—	—	—	<i>3,35,569</i>	<i>3,09,491</i>	<i>3,23,729</i>	<i>3,19,427</i>	<i>3,13,632</i>
" Madras	—	—	—	—	—	<i>5,27,199</i>	<i>5,33,923</i>	<i>5,43,422</i>	<i>6,23,624</i>	<i>6,37,923</i>
" Burma	—	—	—	—	—	<i>3,56,332</i>	<i>2,82,349</i>	<i>2,59,659</i>	<i>2,54,667</i>	<i>3,07,340</i>
TOTAL	—	—	—	—	—	43,70,549	45,83,007	49,63,305	47,76,254	49,70,675
<i>Total value of chemicals and chemical preparations (excluding chemical manures and medicines)—</i>										
United Kingdom (including Channel Islands)	—	—	—	—	—	1,41,08,305	1,40,78,407	1,40,08,427	1,49,02,163	1,33,50,933
Aden and Dependencies	—	—	—	—	—	12,527	9,347	31,978	8,539	9,349
Ceylon (excluding Maldives)	—	—	—	—	—	34,344	22,773	20,331	18,036	26,549
Straits Settlements	—	—	—	—	—	14,370	10,813	15,539	25,979	21,920
Hongkong	—	—	—	—	—	86,149	53,302	53,235	68,410	57,980
Union of South Africa	—	—	—	—	—	56,565	45,989	37,738	24,394	15,923
Kenya Colony	—	—	—	—	—	6,06,995	2,33,043	4,40,701	4,01,374	3,71,996
Canada— Via Atlantic Coast	—	—	—	—	—	54,512	1,05,322	1,60,818	1,23,397	2,20,311
" Pacific Coast	—	—	—	—	—	5,019
Commonwealth of Australia	—	—	—	—	—	47,441	17,747	34,920	32,655	24,164
Other British Possessions	—	—	—	—	—	547	2,313	164	1,035	2,256
TOTAL BRITISH EMPIRE	—	—	—	—	—	1,50,22,255	1,47,35,056	1,48,08,001	1,56,66,541	1,71,07,340
U. S. S. R.—										
Northern	—	—	—	—	—	66,252	2,39,441	1,82,291	19,799	6,412
Southern	—	—	—	—	—	44,027	4,51,337	3,32,327	2,22,907	83,461
Pacific Ports in Asia	—	—	—	—	—	9,767
Finland	—	—	—	—	—	2,25,046	1,52,170	2,45,139	..	62,457
Sweden	—	—	—	—	—	3,27,334	4,18,341	2,63,270	6,94,791	2,33,291
Norway	—	—	—	—	—	4,23,752	2,10,165	79,396	92,376	30,426
Poland (including Danzig)	—	—	—	—	—	234	14,655	25,251
Germany	—	—	—	—	—	47,87,604	46,55,153	40,48,490	31,37,230	33,04,043
Netherlands	—	—	—	—	—	6,02,223	6,43,333	6,67,505	3,13,304	3,67,457

No. 10—continued

ARTICLES, AND COUNTRIES OF CONSIGNMENT; ALSO SHARE OF EACH PROVINCE	QUANTITY					VALUE				
	1930-31	1931-32	1932-33	1933-34	1934-35	1930-31	1931-32	1932-33	1933-34	1934-35
Chemicals and chemical preparations (excluding chemical manures and medicines)—concluded										
Total value of chemicals and chemical preparations (excluding chemical manures and medicines)—continued										
Belgium	—	—	—	—	—	8,06,227	2,95,927	8,68,170	4,04,378	3,38,534
France	—	—	—	—	—	8,09,977	8,98,160	6,54,152	3,59,861	3,81,413
Spain	—	—	—	—	—	5,966	..	3,477	11,497	54,044
Switzerland	—	—	—	—	—	87,157	61,637	65,563	86,240	3,16,641
Italy (including Fiume)	—	—	—	—	—	19,28,481	15,05,894	15,18,690	15,45,659	13,78,584
Austria	—	—	—	—	—	18,907	9,020	11,938	5,228	2,885
Czechoslovakia	—	—	—	—	—	16,287	5,462	38,038	8,646	10,700
Jugo-Slavia (Kingdom of the Serbs-Croats and Slovenes)	—	—	—	—	—	..	6,076	5,684	1,857	..
Turkey, European	—	—	—	—	—	3,564	6,440	9,008	878	1,787
Iran	—	—	—	—	—	2,075	3,601	6,447	1,400	759
Java	—	—	—	—	—	4,08,340	1,95,156	2,03,074
China (excluding of Hongkong and Macao)	—	—	—	—	—	59,153	48,842	31,939	28,689	53,220
Japan	—	—	—	—	—	4,36,407	6,36,644	13,25,588	22,81,077	30,00,972
Egypt	—	—	—	—	—	3,891	15,584	61,881	51,037	19,116
United States of America—										
Via Atlantic Coast	—	—	—	—	—	18,12,846	11,48,716	14,19,899	16,44,554	15,41,235
" Pacific "	—	—	—	—	—	34,940	41,352	48,060	9,142	1,12,481
Argentine Republic (including the Atlantic Coast of Patagonia)	—	—	—	—	—	7,682
Other Foreign Countries	—	—	—	—	—	8,953	3,736	1,813	4,016	4,742
TOTAL FOREIGN COUNTRIES	—	—	—	—	—	1,11,00,162	1,09,62,192	1,23,10,066	1,13,39,099	1,21,81,938
Share of Bengal	—	—	—	—	—	1,03,60,842	99,50,457	1,07,57,499	1,10,76,191	1,19,63,300
" Bombay	—	—	—	—	—	73,11,224	75,90,801	76,42,579	68,59,174	81,76,349
" Sind	—	—	—	—	—	28,62,964	28,82,436	30,96,934	32,24,061	33,50,855
" Madras	—	—	—	—	—	31,78,901	34,16,748	37,75,370	39,76,931	40,31,003
" Burma	—	—	—	—	—	24,18,496	15,77,808	18,58,585	18,70,283	17,17,771
TOTAL	—	—	—	—	—	2,61,22,417	2,56,97,248	2,71,24,967	2,70,05,640	2,92,89,278
China clay (II. B)¹										
United Kingdom (including Channel Islands)	239,217	391,137	356,856	351,578	426,684	7,05,850	9,05,058	8,04,220	7,59,828	9,35,903
Germany	10	21	3,067	485	45	50	143	11,444	2,647	480
United States of America—										
Via Atlantic Coast	..	389	269	1,468	1,787
" Pacific "	..	220	393	848	11,694
Other Foreign Countries	525	1,916	1,148	464	48	2,311	6,631	3,491	2,099	695
TOTAL FOREIGN COUNTRIES	535	2,587	5,372	949	98	2,861	9,085	28,416	4,746	1,175
Share of Bengal	39,982	26,391	20,337	24,171	35,989	1,34,136	77,800	64,999	76,552	1,14,478
" Bombay	198,485	363,612	338,764	325,252	386,245	5,68,134	3,24,426	7,45,465	6,78,120	8,04,371
" Sind	180	126	231	273	225	701	602	1,705	1,827	1,218
" Madras	1,080	3,012	1,621	2,320	4,185	5,167	10,899	5,651	10,991	15,366
" Burma	26	34	1,176	6	123	73	350	14,916	84	645
TOTAL	239,752	393,074	362,223	352,527	426,777	7,08,211	9,14,143	8,32,688	7,64,574	9,37,077
Chinese and Japanese ware (including lacquered ware but excluding earthenware and porcelain) (II. B)²										
United Kingdom (including Channel Islands)	—	—	—	—	—	8,138	9,547	19,692	5,263	25,308
Hongkong	—	—	—	—	—	7,111	4,438	7,956	4,709	6,946
Other British Possessions	—	—	—	—	—	3,185	779	911	1,774	550
TOTAL BRITISH EMPIRE	—	—	—	—	—	18,429	8,764	28,559	11,836	32,804

GENERAL IMPORTS

(84)

No. 10—continued

ARTICLES, AND COUNTRIES OF CONSIGNMENT; ALSO SHARE OF EACH PROVINCE	QUANTITY					VALUE				
	1930-31	1931-32	1932-33	1933-34	1934-35	1930-31	1931-32	1932-33	1933-34	1934-35
						R	R	R	R	R
Chinese and Japanese ware (including lacquered ware but excluding earthenware and porcelain) (III. E)—continued										
China (exclusive of Hong-kong and Macao)	—	—	—	—	—	3,025	4,385	5,047	3,295	2,778
Japan	—	—	—	—	—	47,509	21,586	11,750	24,669	28,174
Other Foreign Countries	—	—	—	—	—	1,103	476	961	704	4,604
TOTAL FOREIGN COUNTRIES	—	—	—	—	—	51,637	26,447	17,758	28,668	35,556
Share of Bengal	—	—	—	—	—	5,172	4,597	1,755	5,355	34,443
" Bombay	—	—	—	—	—	27,976	14,946	29,759	14,292	10,077
" Sind	—	—	—	—	—	1,536	2,139	1,493	2,343	93
" Madras	—	—	—	—	—	9,396	1,723	1,321	3,931	4,491
" Burma	—	—	—	—	—	26,669	11,706	12,079	14,563	16,938
TOTAL	—	—	—	—	—	70,066	35,111	46,317	40,504	68,447
Clocks and Watches and parts thereof—										
Clocks and Timepieces (III. D)—	No.	No.	No.	No.	No.					
United Kingdom (including Channel Islands)	5,668	3,653	4,930	5,035	4,201	81,129	45,279	67,688	58,470	80,501
Straits Settlements	571	659	456	529	429	6,287	5,306	3,846	2,974	2,420
Other British Possessions	377	491	987	377	379	4,530	3,768	6,396	1,579	2,940
TOTAL BRITISH EMPIRE	6,616	4,803	6,373	5,941	5,009	91,946	54,353	77,930	63,023	86,861
Germany	194,097	161,476	123,384	145,694	112,605	5,19,170	4,11,441	3,45,474	3,49,681	2,77,268
France	15,112	9,899	8,869	18,692	9,514	69,532	39,306	35,331	75,169	41,617
Switzerland	21,345	13,906	33,066	15,166	19,653	74,474	49,978	95,531	52,741	67,607
Italy (including Fiume)	19,552	2,500	4,323	808	289	45,226	11,506	10,325	3,975	1,435
Austria	..	6	425	..	23	5,049
French Indo-China	8	5	1	1	2,118	75	75	10	30	3,470
Japan	41,079	33,622	156,333	256,067	245,180	2,61,865	1,81,207	4,24,816	6,31,422	6,93,058
United States of America—										
Pac. Atlantic Coast	48,717	19,429	10,058	13,474	23,234	2,39,176	1,20,408	75,035	77,733	1,33,554
" Pacific "	3	3	1	2	..	29	76	130	16	..
Other Foreign Countries	2,467	230	1,140	1,662	639	5,373	1,526	5,076	3,269	1,430
TOTAL FOREIGN COUNTRIES	342,380	241,076	343,080	451,566	418,657	12,64,975	8,15,633	9,92,637	12,49,025	12,30,068
Share of Bengal	113,452	97,420	113,376	170,065	132,523	3,69,033	2,66,013	2,93,665	3,76,363	3,74,353
" Bombay	140,210	83,944	144,316	167,161	164,454	5,54,925	3,66,133	4,65,737	5,66,033	5,36,794
" Sind	37,277	36,954	33,241	44,974	50,349	1,42,543	1,14,095	1,07,260	1,32,232	1,52,355
" Madras	33,351	19,473	40,125	55,655	54,717	1,63,680	33,359	1,35,733	1,72,300	1,31,190
" Burma	19,398	3,087	17,398	19,651	16,123	1,22,011	33,906	62,122	65,331	63,367
TOTAL	348,996	245,978	354,455	457,506	423,600	13,56,921	8,70,506	10,70,507	13,12,108	13,16,91
Watches (III. D)—	No.	No.	No.	No.	No.					
United Kingdom (including Channel Islands)	928	722	756	4,634	2,201	9,346	18,168	11,172	36,859	16,75
Other British Possessions	335	268	473	107	150	5,538	3,419	4,334	1,916	1,14
TOTAL BRITISH EMPIRE	1,264	990	1,229	4,741	2,351	15,384	20,587	15,456	38,775	17,89
Germany	2,951	5,324	2,990	5,004	3,471	8,052	16,200	5,324	7,515	6,79
France	2,010	35,448	3,012	7,745	2,548	3,068	76,004	10,068	16,724	5,33
Switzerland	108,295	47,192	51,982	65,336	74,009	2,14,031	71,276	99,350	1,23,663	1,37,43
Italy (including Fiume)	1,547	950	276	2,201	69	9,939	2,462	2,004	26,606	93
Austria	1	301	..	11	41	233	335	..	412	5,70
Japan	1	376	503	1,029	10,012	80	1,971	2,525	3,303	10,49
Other Foreign Countries	1,808	1,163	164	92	1,065	3,132	6,319	697	446	5,06
TOTAL FOREIGN COUNTRIES	116,613	90,754	68,832	31,418	91,315	2,43,520	1,74,567	1,20,408	1,84,349	2,10,79

No. 10—continued

ARTICLES, AND COUNTRIES OF CONSIGNMENT; ALSO SHARE OF EACH PROVINCE	QUANTITY					VALUE				
	1930-31	1931-32	1932-33	1933-34	1934-35	1930-31	1931-32	1932-33	1933-34	1934-35
	No.	No.	No.	No.	No.	₹	₹	₹	₹	₹
Clocks and Watches and parts thereof—contd.										
Watches (III. D)—continued										
<i>Share of Bengal</i>	11,705	35,010	9,734	13,361	16,374	35,559	65,150	25,149	24,687	35,878
" <i>Bombay</i>	104,386	49,383	44,147	67,085	70,864	2,15,973	99,134	96,101	1,50,880	1,58,818
" <i>Sind</i>	1,009	1,989	4,431	2,337	3,166	5,943	20,690	3,469	27,652	18,388
" <i>Madras</i>	366	1,498	3	167	1,353	1,036	3,343	136	795	4,003
" <i>Burma</i>	411	3,368	1,701	3,219	3,504	5,347	6,402	6,089	19,110	11,307
TOTAL	117,877	91,744	60,061	86,159	94,166	2,63,913	1,96,156	1,35,024	2,28,124	2,28,891
Parts of Clocks and Watches (III. D)—										
United Kingdom (including Channel Islands)	—	—	—	—	—	16,120	10,382	8,910	9,582	7,217
Other British Possessions	—	—	—	—	—	10	89	183	144	360
TOTAL BRITISH EMPIRE	—	—	—	—	—	16,130	10,471	9,093	9,726	7,583
Germany	—	—	—	—	—	2,303	3,115	3,602	4,869	7,323
France	—	—	—	—	—	6,497	5,260	2,262	4,128	1,279
Switzerland	—	—	—	—	—	1,183	3,877	12,773	929	3,291
Japan	—	—	—	—	—	33,189	30,890	38,244	37,241	56,600
Other Foreign Countries	—	—	—	—	—	6,109	2,139	2,510	911	3,617
TOTAL FOREIGN COUNTRIES	—	—	—	—	—	49,236	44,781	59,301	48,078	72,010
<i>Share of Bengal</i>	—	—	—	—	—	21,323	11,613	16,569	11,904	17,723
" <i>Bombay</i>	—	—	—	—	—	34,347	35,333	42,804	37,314	41,009
" <i>Sind</i>	—	—	—	—	—	4,553	6,553	7,006	6,712	12,079
" <i>Madras</i>	—	—	—	—	—	3,491	633	1,112	563	7,103
" <i>Burma</i>	—	—	—	—	—	1,032	929	993	311	1,697
TOTAL	—	—	—	—	—	65,386	56,352	68,484	57,804	79,603
Total value of Clocks and Watches and parts thereof—										
United Kingdom (including Channel Islands)	—	—	—	—	—	1,07,095	73,829	87,720	1,04,011	1,04,474
Straits Settlements	—	—	—	—	—	10,791	6,693	6,941	3,150	2,681
Other British Possessions	—	—	—	—	—	5,574	5,409	7,769	3,463	5,186
TOTAL BRITISH EMPIRE	—	—	—	—	—	1,23,460	85,931	1,02,429	1,11,524	1,12,341
Germany	—	—	—	—	—	5,29,525	4,30,756	3,54,400	3,62,065	2,91,390
Belgium	—	—	—	—	—	2,742	6,303	4,099	2,224	925
France	—	—	—	—	—	84,142	1,20,570	47,561	96,021	48,285
Switzerland	—	—	—	—	—	2,32,643	1,25,131	2,08,164	1,82,333	2,33,323
Italy (including Fiume)	—	—	—	—	—	55,684	13,971	12,329	30,671	2,373
Austria	—	—	—	—	—	3,130	353	..	412	11,354
French Indo-China	—	—	—	—	—	75	75	10	30	8,470
Japan	—	—	—	—	—	2,95,134	2,18,656	4,65,594	7,22,556	7,69,052
United States of America—										
<i>Via Atlantic Coast</i>	—	—	—	—	—	2,97,243	1,22,070	77,937	75,888	1,37,313
" <i>Pacific "</i>	—	—	—	—	—	34	70	205	15	..
Other Foreign Countries	—	—	—	—	—	5,333	1,714	2,107	6,497	5,420
TOTAL FOREIGN COUNTRIES	—	—	—	—	—	15,62,760	10,34,981	11,72,486	14,81,512	15,12,395

ARTICLES, AND COUNTRIES OF CONSIGNMENT; ALSO SHARE OF EACH PROVINCE	QUANTITY					VALUE				
	1930-31	1931-32	1932-33	1933-34	1934-35	1930-31	1931-32	1932-33	1933-34	1934-35
Clocks and Watches and parts thereof—concluded						R	R	R	R	R
<i>Total value of Clocks and Watches and parts thereof—continued</i>										
Share of Bengal	—	—	—	—	—	4,20,405	3,42,776	3,40,383	4,12,854	4,27,751
“ Bombay	—	—	—	—	—	8,04,945	5,00,800	6,04,032	7,54,726	7,36,611
“ Sind	—	—	—	—	—	1,53,143	1,41,263	1,22,735	1,66,526	1,93,311
“ Madras	—	—	—	—	—	1,73,237	89,840	1,27,981	1,73,658	1,93,204
“ Burma	—	—	—	—	—	1,22,410	46,228	69,124	55,202	75,261
TOTAL	—	—	—	—	—	16,86,200	11,20,912	12,74,915	15,93,086	16,25,236
Coal and Coke—										
Coal (H. A)—										
	Tons	Tons	Tons	Tons	Tons					
United Kingdom (including Channel Islands)	23,245	23,760	15,994	9,776	11,530	4,78,393	5,55,920	3,44,542	2,13,349	2,23,503
Ceylon (excluding Maldives)	854	710	347	1,660	2,530	11,860	12,730	6,281	27,925	40,971
Federated Malay States	—	1,070	—	—	—	—	14,445	—	—	—
Straits Settlements	678	9	523	982	—	12,376	162	10,337	10,192	—
Union of South Africa	121,533	23,241	13,516	35,770	32,358	21,51,554	3,99,949	2,02,978	5,16,817	4,70,417
Kenya Colony	—	720	—	287	—	—	10,800	—	5,600	—
Commonwealth of Australia	1,455	3,805	3,015	6,165	4,491	32,010	89,230	61,600	1,23,472	90,602
Other British Possessions	326	275	275	333	234	4,748	3,335	4,120	3,630	2,496
TOTAL BRITISH EMPIRE	143,091	53,590	33,670	54,974	51,238	26,91,441	10,87,131	6,29,853	9,00,985	3,27,997
Germany	—	—	—	—	2,159	—	—	—	—	21,155
Iraq	271	—	90	310	—	5,420	—	900	3,100	—
Native States in Arabia other than Maskat Territory and Trucial Oman	350	—	—	—	—	4,400	—	—	—	—
Java	1,035	252	765	—	585	13,230	3,737	9,550	—	8,190
French Indo-China	—	600	—	—	—	—	12,000	—	—	—
Japan	930	325	117	320	1,318	15,900	16,410	2,304	5,000	34,008
Portuguese East Africa	5,061	—	—	—	—	96,154	—	—	—	—
United States of America— Via Atlantic Coast	—	—	—	—	594	—	—	—	—	11,832
Other Foreign Countries	—	252	158	747	360	—	3,523	3,083	7,801	4,070
TOTAL FOREIGN COUNTRIES	7,597	2,029	1,130	1,377	5,516	1,37,154	35,675	16,442	15,901	89,305
Share of Bengal	1,417	1,395	639	472	1,666	15,109	17,947	9,170	6,109	19,103
“ Bombay	103,532	27,843	11,919	14,411	20,336	18,51,950	6,36,530	3,67,922	3,70,611	3,71,613
“ Sind	31,660	13,179	12,220	25,643	26,925	6,13,714	2,44,443	1,35,737	3,31,962	3,96,293
“ Madras	13,563	3,036	2,542	4,032	1,915	2,59,131	1,44,433	41,966	62,133	12,337
“ Burma	5,511	5,161	3,122	11,743	6,312	33,653	79,333	1,41,505	1,96,076	1,17,337
TOTAL	155,638	55,619	34,800	56,361	56,754	23,23,595	11,42,806	6,46,300	9,16,836	9,17,302
Coke (H. U)—										
	Tons	Tons	Tons	Tons	Tons					
United Kingdom (including Channel Islands)	4,323	1,690	1,220	1,927	2,020	1,68,007	61,534	49,104	51,022	28,331
Ceylon (excluding Maldives)	—	—	—	51	—	—	—	—	—	—
Union of South Africa	13,020	9,344	10,303	17,703	11,372	4,66,017	2,17,332	2,47,120	3,67,453	3,41,199
TOTAL BRITISH EMPIRE	22,343	11,340	12,023	19,081	13,692	6,34,624	2,78,916	2,96,224	4,18,475	3,19,530
Germany	416	804	655	710	476	12,559	26,165	29,307	21,632	12,937
Other Foreign Countries	107	—	—	—	—	3,389	1	—	—	—
TOTAL FOREIGN COUNTRIES	523	204	655	710	476	15,948	26,166	29,307	21,632	12,937

No. 10—continued

ARTICLES, AND COUNTRIES OF CONSIGNMENT: ALSO SHARE OF EACH PROVINCE	QUANTITY					VALUE				
	1930-31	1931-32	1932-33	1933-34	1934-35	1930-31	1931-32	1932-33	1933-34	1934-35
						R	R	R	R	R
Coal and Coke—continued										
<i>Coke (III. U)—continued</i>	Tons	Tons	Tons	Tons	Tons					
Share of Bombay	1,008	904	636	710	451	30,194	29,560	19,688	21,532	12,157
" Sind	116	25	4,122	1,000
" Madras	1,372	753	600	740	337	71,335	32,050	23,502	30,559	41,143
" Burma	30,173	10,463	11,392	13,341	12,330	5,34,421	2,49,472	2,66,402	3,39,726	2,70,267
TOTAL	22,366	12,144	12,628	19,791	14,168	6,40,572	3,05,082	3,16,592	4,41,877	3,32,567
Total Coal and Coke—	Tons	Tons	Tons	Tons	Tons					
United Kingdom (including Channel Islands)	27,568	25,253	17,214	11,103	13,600	6,36,400	6,17,464	3,03,046	2,05,275	3,01,384
Ceylon (excluding Maldives)	854	710	347	1,711	2,580	11,860	12,780	6,232	23,836	40,979
Straits Settlements	673	9	523	933	..	12,876	162	10,937	10,192	..
Federated Malay States	..	1,070	14,445
Union of South Africa	139,553	33,035	24,310	53,473	44,025	26,13,171	6,17,331	4,50,098	2,64,275	7,11,616
Kenya Colony	..	720	..	237	10,800	..	5,600	..
Commonwealth of Australia	1,455	3,305	3,015	6,165	4,491	32,010	30,230	61,600	1,23,472	90,603
Other British Possessions	323	275	275	333	234	4,743	3,335	4,120	3,610	2,493
TOTAL BRITISH EMPIRE	170,434	64,930	45,693	74,055	64,930	33,16,066	13,66,047	9,26,083	13,21,230	11,47,577
Germany	413	304	656	710	2,635	12,559	26,135	20,367	21,533	44,142
Iraq	271	..	30	5,420	..	300
Java	1,035	352	765	..	535	15,230	3,738	9,550	..	3,190
French Indo-China	..	600	12,000
Japan	1,037	325	117	320	1,313	19,239	16,410	2,904	5,000	34,003
Portuguese East Africa	5,061	96,154
United States of America— Via Atlantic Coast	295	594	1,967	11,332
Other Foreign Countries	250	252	153	762	360	4,400	3,523	3,033	3,934	4,070
TOTAL FOREIGN COUNTRIES	3,120	2,632	1,735	2,037	5,092	1,53,102	61,841	36,300	37,433	1,02,292
Share of Bengal	1,417	1,395	639	472	1,366	15,105	17,947	9,170	6,109	19,163
" Bombay	104,537	23,752	11,336	15,121	20,737	13,32,174	6,66,140	2,37,510	2,92,192	3,33,769
" Sind	31,773	13,304	12,330	25,643	26,925	6,17,336	2,45,442	1,35,737	3,31,962	3,96,233
" Madras	15,140	3,753	3,203	4,322	1,902	3,30,949	1,76,593	70,463	92,757	53,930
" Burma	25,334	15,624	19,521	30,034	19,642	6,23,079	3,31,355	4,09,907	5,35,742	2,96,654
TOTAL	173,554	67,763	47,473	76,142	70,922	34,39,167	14,27,333	9,62,392	13,52,763	12,49,369
Coffee, other than roasted or ground (L. I)—	Cwts.	Cwts.	Cwts.	Cwts.	Cwts.					
United Kingdom (including Channel Islands)	64	352	1,419	4,136	20,103	1,09,997	..	19
Aden and Dependencies	654	164	50,712	10,957
Ceylon (excluding Maldives)	11,366	18	5,60,163	304	..	35	21
Straits Settlements	7,935	504	6	4,27,109	19,630	300
Kenya Colony	115	2	9,534	105	37
Other British Possessions	15	10	345	532	25
TOTAL BRITISH EMPIRE	20,049	1,040	1,425	10,52,549	22,036	1,10,297	35	102

ARTICLES, AND COUNTRIES OF CONSIGNMENT; ALSO SHARE OF EACH PROVINCE	QUANTITY					VALUE				
	1930-31	1931-32	1932-33	1933-34	1934-35	1930-31	1931-32	1932-33	1933-34	1934-35
Coffee, other than roasted or ground (I. I)—continued	Cwts.	Cwts.	Cwts.	Cwts.	Cwts.	R	R	R	R	R
Netherlands	300	18,126
Java	22,470	2,458	12,10,728	1,56,884
Other Foreign Countries	88	1	1,809	8	88
TOTAL FOREIGN COUNTRIES	22,542	2,758	1	12,12,082	1,74,068	88
Share of Bengal	896	200	57,708	12,432
" Bombay	20,736	2,611	11,45,876	1,64,206
" Sind	187	2	8,249	469
" Madras	12,001	513	1,419	2,92,087	21,162	1,00,507	85	..
" Burma	2,771	461	6	..	1	1,60,561	17,786	300	..	125
TOTAL	42,591	4,793	1,425	..	1	22,04,581	2,27,049	1,10,297	85	125
Oil—	Tons	Tons	Tons	Tons	Tons					
Unmanufactured (II. B)—										
United Kingdom (including Channel Islands)	62	25	..	158	82	5,938	2,444	18	11,797	5,660
Ceylon (excluding Maldives)	618	635	741	632	802	52,410	56,806	56,147	50,044	59,726
Straits Settlements	46	..	69	2,826	..	6,227
TOTAL BRITISH EMPIRE	726	660	810	841	884	62,184	59,340	62,367	61,841	65,402
TOTAL FOREIGN COUNTRIES	..	10	..	2	98	..	250	250
Share of Bengal	315	209	492	374	366	27,021	24,566	32,791	26,007	25,024
" Bombay	376	219	333	397	414	31,548	30,629	24,224	22,150	20,499
" Sind	26	22	42	47	52	2,609	1,927	3,092	3,455	4,209
" Madras	9	16	9	21	40	945	1,421	1,247	3,093	7,429
" Burma	10	3	4	4	..	775	333	326	421
TOTAL	726	670	810	842	884	62,184	59,488	62,367	62,091	65,652
Manufactured (excluding rope and twine) (III. U)—	Tons	Tons	Tons	Tons	Tons					
Ceylon (excluding Maldives)	88	34	30	34	29	9,266	7,767	6,497	6,729	5,864
Other British Possessions	7	8	2,285	1,217	107	445	424
TOTAL BRITISH EMPIRE	45	37	30	34	29	12,101	8,984	6,604	7,184	6,288
TOTAL FOREIGN COUNTRIES	1	420	193	651	259	42
Share of Bengal	1	2	3	517	605	12	272	759
" Bombay	45	69	346	105	20
" Sind	457	..	21	..	9
" Madras	39	35	21	24	22	11,128	2,421	6,275	6,934	5,107
" Burma	5	4	204	22	1	126	436
TOTAL	45	37	31	34	29	12,621	9,177	7,255	7,412	6,291
Total Cof	771	707	841	877	912	74,705	68,515	69,642	69,534	71,923

No. 10—continued

ARTICLES, AND COUNTRIES OF CONSIGNMENT; ALSO SHARE OF EACH PROVINCE	QUANTITY					VALUE				
	1930-31	1931-32	1932-33	1933-34	1934-35	1930-31	1931-32	1932-33	1933-34	1934-35
Coral (II. S)—										
	Lbs.	Lbs.	Lbs.	Lbs.	Lbs.	₹	₹	₹	₹	₹
TOTAL BRITISH EMPIRE	45	28	..	1	1	7	20	..	11	1
Italy (including Fiume)	4,708	41,499	21,533	20,861	12,559	11,742	10,217	6,507	6,322	5,231
Other Foreign Countries	90	..	3,929	213	245	127	..	268	304	1,236
TOTAL FOREIGN COUNTRIES	4,798	41,499	25,462	21,064	12,804	11,869	10,217	6,775	6,626	6,467
Share of Bengal	373	59	263	131	269	11,126	886	1,751	2,323	3,224
" <i>Bombay</i>	3,400	38,080	19,040	20,135	12,377	639	8,587	4,266	3,883	2,677
" <i>Sind</i>	9	180	3	113	..
" <i>Madras</i>	560	3,283	6,160	568	153	109	764	756	308	163
" <i>Burma</i>	6	1	6	2	19	6
TOTAL	4,828	41,622	25,462	21,065	12,805	11,870	10,237	6,775	6,637	6,468
Cordage and rope of vegetable fibre (excluding Jute and Cotton) (III. U)—										
	Cwts.	Cwts.	Cwts.	Cwts.	Cwts.					
United Kingdom (including Channel Islands)	9,684	5,859	4,466	6,480	4,809	4,95,521	2,38,098	1,99,607	2,48,809	2,17,507
Ceylon (excluding Maldives)	731	588	1,124	847	736	7,713	6,658	16,803	6,438	7,390
Straits Settlements	833	1,027	834	688	830	21,594	20,046	14,904	9,872	11,955
Hongkong	3,314	3,123	1,965	1,735	1,216	1,05,396	66,989	44,504	33,796	20,412
Other British Possessions	16	2	3	11	12	184	64	103	117	161
TOTAL BRITISH EMPIRE	14,608	10,593	8,392	9,770	7,603	6,30,913	3,31,850	2,76,011	3,00,827	2,57,425
Germany	596	939	513	131	271	43,934	46,996	37,003	13,259	21,519
Belgium	535	..	30	43	44	16,188	..	826	849	2,205
Italy (including Fiume)	1,826	1,013	1,729	897	683	1,41,363	70,017	1,17,014	59,447	47,293
Austria	250	1,145	484	660	501	19,367	64,122	32,233	52,329	41,033
Hungary	41	436	1,101	775	635	3,319	33,243	71,129	60,040	44,584
Czechoslovakia	86	68	88	21	7	8,333	4,613	6,313	1,493	555
Philippines	3,557	5,264	1,786	4,137	7,770	99,355	1,16,092	40,130	63,657	1,17,054
China (exclusive of Hongkong and Macao)	313	183	89	221	235	15,093	3,092	3,573	6,243	6,934
Japan	22	161	169	1,402	3,686	3,203	4,393	4,303	22,993	48,650
Other Foreign Countries	99	104	114	140	255	1,435	2,322	4,944	3,393	5,050
TOTAL FOREIGN COUNTRIES	7,125	9,303	6,193	8,477	14,131	3,54,235	3,49,895	3,07,435	2,39,313	3,34,933
Share of Bengal	3,370	5,616	3,763	4,377	6,033	3,33,573	3,12,407	1,39,166	1,53,035	1,31,761
" <i>Bombay</i>	6,456	7,930	7,142	3,437	10,417	3,14,163	3,03,346	3,01,395	2,60,679	2,71,945
" <i>Sind</i>	1,607	993	441	653	751	47,454	26,231	13,017	16,123	13,076
" <i>Madras</i>	1,344	1,046	394	1,473	936	65,937	30,733	33,067	32,259	30,432
" <i>Burma</i>	3,456	4,255	2,345	2,392	3,542	1,74,026	1,59,033	1,06,351	1,23,500	1,05,159
TOTAL	21,733	19,896	14,585	18,247	21,734	9,85,148	7,31,745	5,93,493	5,80,645	5,92,363

ARTICLES, AND COUNTRIES OF CONSIGNMENT; ALSO SHARE OF EACH PROVINCE	QUANTITY					VALUE				
	1980-81	1981-82	1982-83	1983-84	1984-85	1980-81	1981-82	1982-83	1983-84	1984-85
Cork Manufactures (III. U)—										
United Kingdom (including Channel Islands)	Cwts. 1,168	Cwts. 1,048	Cwts. 478	Cwts. 1,007	Cwts. 1,051	Rs 74,085	Rs 81,141	Rs 80,742	Rs 68,446	Rs 68,084
Other British Possessions	9	..	2	..	86	688	30	214	65	2,621
TOTAL BRITISH EMPIRE	1,178	1,048	474	1,007	1,137	74,668	81,171	80,956	68,511	60,705
Germany	52	169	163	460	860	8,141	12,615	16,492	32,722	45,980
Netherlands	380	60	314	182	117	11,351	4,622	12,064	8,141	28,320
France	215	58	179	476	498	37,177	6,822	46,525	57,581	81,840
Spain	1,142	665	710	957	1,808	92,987	69,014	1,15,574	1,22,201	1,48,632
Portugal (including Azores and Madeira)	2,270	2,061	2,962	4,593	3,457	2,05,024	1,41,890	1,66,228	2,15,772	2,57,613
Austria	2	85	15	230	7,378	1,566
Other Foreign Countries	53	21	25	112	160	4,581	1,711	4,176	12,660	18,361
TOTAL FOREIGN COUNTRIES	4,114	3,084	4,254	6,866	6,481	3,59,441	2,36,285	3,61,079	4,56,471	6,72,830
Share of Bengal	2,228	1,249	1,614	2,026	2,856	2,22,542	1,21,936	1,77,952	2,22,643	3,10,413
" Bombay	1,228	1,094	1,747	1,861	2,122	1,06,563	26,461	1,02,081	1,35,540	1,89,447
" Sind	927	226	1,037	1,590	1,458	55,912	39,092	56,866	66,155	61,560
" Madras	166	121	241	266	324	16,129	12,770	45,609	67,022	66,882
" Burma	660	1,692	29	929	224	24,898	57,147	2,821	24,861	15,422
TOTAL	5,226	4,062	4,728	7,872	7,618	4,24,104	2,17,406	3,02,035	6,14,982	6,82,535
Cutlery—										
Pruning knives (III. D)—										
United Kingdom (including Channel Islands)	—	—	—	—	—	2,19,818	1,06,522	1,20,985	1,40,124	1,50,471
Other British Possessions	—	—	—	—	—	1,839	846	698	622	1,277
TOTAL BRITISH EMPIRE	—	—	—	—	—	2,21,652	1,06,869	1,21,678	1,41,117	1,61,848
Netherlands	—	—	—	—	—	958	42,099
Other Foreign Countries	—	—	—	—	—	1,162	568	319	652	8,891
TOTAL FOREIGN COUNTRIES	—	—	—	—	—	2,120	568	319	652	46,490
Share of Bengal	—	—	—	—	—	2,04,639	99,296	1,06,498	1,26,578	1,76,734
" Bombay	—	—	—	—	—	477	322	149	162	25
" Madras	—	—	—	—	—	12,166	7,772	16,229	12,922	21,472
" Burma	—	—	—	—	—	..	55	61	126	97
TOTAL	—	—	—	—	—	2,28,272	1,07,457	1,21,997	1,41,769	1,98,838
Other kinds (III. D)—										
United Kingdom (including Channel Islands)	—	—	—	—	—	6,10,500	4,80,280	5,20,940	6,41,215	6,22,225
Hongkong	—	—	—	—	—	3,190	1,171	62,824	730	1,076
Other British Possessions	—	—	—	—	—	4,009	4,480	2,822	2,705	5,112
TOTAL BRITISH EMPIRE	—	—	—	—	—	6,17,699	4,85,931	5,85,595	6,64,750	6,91,422

No. 10—continued

ARTICLES, AND COUNTRIES OF CONSIGNMENT; ALSO SHARE OF EACH PROVINCE	QUANTITY					VALUE				
	1930-31	1931-32	1932-33	1933-34	1934-35	1930-31	1931-32	1932-33	1933-34	1934-35
						R	R	R	R	R
<i>Cutlery—continued</i>										
<i>Other kinds (III, D)—contd.</i>										
Germany	—	—	—	—	—	15,70,890	13,22,527	14,33,313	13,73,195	14,68,008
Netherlands	—	—	—	—	—	1,077	5,445	16,174	495	255
France	—	—	—	—	—	27,727	19,802	14,234	8,393	9,466
Switzerland	—	—	—	—	—	162	6,740	10,289	7,792	3,977
Czechoslovakia	—	—	—	—	—	6,480	2,486	6,080	2,337	3,622
Japan	—	—	—	—	—	11,431	42,400	1,59,251	3,19,126	3,47,489
United States of America—										
Via Atlantic Coast	—	—	—	—	—	1,36,939	74,515	73,020	45,925	69,007
" Pacific "	—	—	—	—	—	110	6	—	—	241
Other Foreign Countries	—	—	—	—	—	3,638	3,008	6,962	6,371	5,569
TOTAL FOREIGN COUNTRIES	—	—	—	—	—	17,63,657	14,75,929	17,19,313	17,63,624	19,07,303
<i>Share of Bengal</i>										
" Bombay	—	—	—	—	—	7,38,786	6,99,903	7,94,426	3,52,493	3,43,043
" Sind	—	—	—	—	—	3,66,141	3,39,043	4,91,263	5,31,771	5,13,513
" Madras	—	—	—	—	—	1,94,436	1,49,256	1,33,307	2,05,495	2,30,943
" Burma	—	—	—	—	—	2,11,946	1,13,321	1,90,513	1,72,725	2,07,609
TOTAL	—	—	—	—	—	23,81,356	19,61,310	23,04,908	24,08,374	26,99,225
<i>Total value of Cutlery—</i>										
United Kingdom (including Channel Islands)	—	—	—	—	—	3,29,313	5,36,753	6,50,934	7,81,499	8,35,706
Hongkong	—	—	—	—	—	3,190	1,171	52,324	730	1,075
Other British Possessions	—	—	—	—	—	5,343	4,326	3,515	3,699	6,439
TOTAL BRITISH EMPIRE	—	—	—	—	—	3,38,851	5,92,750	7,07,273	7,85,867	8,43,270
Germany	—	—	—	—	—	15,71,552	13,22,668	14,33,577	13,73,708	14,71,394
Netherlands	—	—	—	—	—	2,635	5,445	16,174	495	43,454
France	—	—	—	—	—	27,727	14,314	14,234	8,393	9,466
Switzerland	—	—	—	—	—	162	6,740	10,289	7,792	3,977
Czechoslovakia	—	—	—	—	—	6,480	2,486	6,080	2,337	3,636
Japan	—	—	—	—	—	11,434	42,435	1,59,251	3,19,126	3,47,489
United States of America—										
Via Atlantic Coast	—	—	—	—	—	1,36,939	74,515	73,075	45,935	69,037
" Pacific "	—	—	—	—	—	110	6	51	129	241
Other Foreign Countries	—	—	—	—	—	3,638	3,008	6,901	6,371	5,569
TOTAL FOREIGN COUNTRIES	—	—	—	—	—	17,65,777	14,76,517	17,19,633	17,64,276	19,54,293
<i>Share of Bengal</i>										
" Bombay	—	—	—	—	—	7,09,363	7,00,236	7,94,576	3,52,645	3,43,033
" Sind	—	—	—	—	—	3,66,141	3,39,043	4,91,263	5,31,771	5,13,513
" Madras	—	—	—	—	—	2,12,592	1,57,029	2,03,590	2,13,413	2,42,430
" Burma	—	—	—	—	—	2,11,946	1,13,376	1,90,374	1,72,821	2,07,766
TOTAL	—	—	—	—	—	20,04,028	20,69,207	24,20,905	25,50,143	27,97,598

ARTICLES, AND COUNTRIES OF CONSIGNMENT; ALSO SHARE OF EACH PROVINCE	QUANTITY					VALUE				
	1930-31	1931-32	1932-33	1933-34	1934-35	1930-31	1931-32	1932-33	1933-34	1934-35
Drugs and Medicines (excluding chemicals and narcotics)—										
<i>Aloes (III. C)—</i>										
	Owts.	Owts.	Owts.	Owts.	Owts.	R	R	R	R	R
Union of South Africa	168	56	374	4,056	434	9,770
Other British Possessions	1	2	12	128	256	182
TOTAL BRITISH EMPIRE	168	56	375	2	12	4,056	434	9,907	256	182
Germany	724	440	280	393	547	17,685	11,485	7,658	8,665	10,716
France	257	7,401
United States of America— Via Atlantic Coast	273	262	430	103	2	6,793	6,074	10,355	1,978	127
Other Foreign Countries	12	..	1	14	..	215	..	15	198
TOTAL FOREIGN COUNTRIES	997	714	967	497	563	24,478	18,374	25,414	10,658	11,036
<i>Share of Bengal</i>	1	84
Bombay	1,058	748	1,311	468	650	25,280	15,300	24,408	9,282	10,522
Sind	167	24	30	31	25	2,554	490	246	311	626
Madras	9	585	91	..
TOTAL	1,165	770	1,342	499	575	28,554	18,808	25,321	10,914	11,218
<i>Asafetida (III. C)—</i>										
	Owts.	Owts.	Owts.	Owts.	Owts.					
TOTAL BRITISH EMPIRE	5	58	131	..	13	8
Iran	5,068	4,879	2,313	2,417	4,420	1,04,218	1,89,378	99,948	50,668	1,03,952
Other Foreign Countries	2	..	94	2	..	151	..	2,458	127	..
TOTAL FOREIGN COUNTRIES	5,070	4,879	2,307	2,419	4,420	1,04,369	1,89,378	98,401	50,795	1,03,952
<i>Share of Bombay</i>	5,067	4,774	2,307	2,417	4,412	1,04,221	1,88,414	93,329	50,668	1,03,329
Sind	3	110	..	2	8	93	3,090	12	140	131
Burmah	58
TOTAL	5,070	4,884	2,307	2,419	4,420	1,04,422	1,89,504	98,401	50,808	1,03,952
<i>Cumpher (III. C)—</i>										
	Lbs.	Lbs.	Lbs.	Lbs.	Lbs.					
United Kingdom (including Channel Islands)	193	3,325	2,588	1,339	860	429	6,078	5,423	2,332	1,595
Straits Settlements	3,761	91,278	15,572	837	7,966	5,763	89,905	11,454	1,108	10,220
Other British Possessions	2,394	55	1,187	27	321	4,124	102	1,362	41	383
TOTAL BRITISH EMPIRE	6,348	94,658	19,347	2,223	9,137	10,316	96,285	18,239	3,370	12,294

No. 10—continued

ARTICLES, AND COUNTRIES OF CONSIGNMENT; ALSO SHARE OF EACH PROVINCE	QUANTITY					VALUE				
	1930-31	1931-32	1932-33	1933-34	1934-35	1930-31	1931-32	1932-33	1933-34	1934-35
Drugs and Medicines (excluding chemicals and narcotics)— continued										
Campher (III. O)—continued										
	Lbs.	Lbs.	Lbs.	Lbs.	Lbs.	R	R	R	R	R
Germany	727,082	567,616	452,438	563,014	740,495	10,23,010	7,00,722	6,33,532	7,51,323	7,53,201
Belgium	32,500	12,500	2,008	38,950	22,631	1,371
Switzerland	158,700	325,300	154,500	1,000	..	2,04,903	4,60,776	2,00,702	1,234	..
Italy (including Fiume)	355,100	475,100	877,705	182,000	179,300	4,82,800	6,40,318	4,87,941	1,07,436	1,65,867
Java	15,733	11,514
Japan	495,078	450,608	747,714	1,083,678	1,071,633	9,32,943	8,49,211	11,76,588	18,60,065	12,18,108
Other Foreign Countries	4	2,504	1,285	27	577	18	3,769	1,891	38	671
TOTAL FOREIGN COUNTRIES	1,768,409	1,837,933	1,733,593	1,733,719	2,009,796	26,82,833	27,04,427	25,14,654	23,09,996	21,60,732
Share of Bengal	286,214	358,749	279,449	363,118	375,815	4,12,772	5,02,540	3,03,698	5,55,391	4,29,724
" <i>Bombay</i>	579,985	686,335	538,094	523,331	543,711	9,72,952	10,13,479	9,23,231	7,08,034	6,34,067
" <i>Sind</i>	4,158	3,473	1,946	3,444	2,761	7,417	3,577	2,666	5,236	3,431
" <i>Madras</i>	393,047	393,606	924,092	895,559	1,087,730	12,75,405	13,39,343	11,93,099	10,32,408	10,82,532
" <i>Burma</i>	12,355	10,364	9,353	5,000	2,398	21,697	13,373	15,359	19,303	13,192
TOTAL	1,769,757	1,932,642	1,752,939	1,735,942	2,018,933	26,98,149	28,34,312	25,32,953	23,18,372	21,62,936
Cocaine (III. O)—										
United Kingdom (including Channel Islands)	Ounces 246	Ounces 277	Ounces 392	Ounces 521	Ounces 1,075	5,424	6,210	9,066	12,743	11,858
Germany	569	490	737	598	616	9,158	8,663	16,027	13,780	15,661
Netherlands]	318	89	21	5,080	1,429	571
Other Foreign Countries	9	..	6,535	207	..	1,792
TOTAL FOREIGN COUNTRIES	887	570	767	598	7,251	14,232	10,092	16,865	13,730	17,453
Share of Bengal	680	453	497	705	630	12,161	9,268	11,854	17,364	14,824
" <i>Bombay</i>	342	230	452	305	356	5,635	4,033	9,737	6,636	9,371
" <i>Sind</i>	73	33	100	109	193	1,263	1,573	2,091	2,473	2,547
" <i>Madras</i>	36	30	110	..	7,307	613	1,387	2,189	..	2,694
TOTAL	1,133	856	1,159	1,119	8,326	19,612	16,311	25,871	20,523	29,336
Codliver oil (III. O)—										
United Kingdom (including Channel Islands)	Lbs. 23,208	Lbs. 24,333	Lbs. 41,364	Lbs. 19,691	Lbs. 13,231	34,065	18,097	27,939	19,701	7,585
Other British Possessions	199	38	2,712	12	485	478	45	1,186	17	182
TOTAL BRITISH EMPIRE	23,407	24,371	44,076	19,703	13,716	34,543	18,142	29,125	19,718	7,767
Norway	13,110	27,731	49,440	61,708	61,732	6,244	10,703	18,594	24,690	23,474
Germany	9,072	15,038	15,845	12,813	11,465	3,234	5,305	4,211	4,318	3,293
Netherlands	10,300	440	4,840	14,482	4,725	22,410	166	6,934	10,417	8,132
Other Foreign Countries	4,547	2,754	13,039	6,315	7,468	4,774	1,506	7,699	5,418	2,723
TOTAL FOREIGN COUNTRIES	37,529	45,968	83,564	95,318	85,390	36,662	17,989	36,838	44,843	37,632

GENERAL IMPORTS

No. 10—continued

ARTICLES, AND COUNTRIES OF CONSIGNMENT; ALSO SHARE OF EACH PROVINCE	QUANTITY					VALUE				
	1930-31	1931-32	1932-33	1933-34	1934-35	1930-31	1931-32	1932-33	1933-34	1934-35
Drugs and Medicines (excluding chemicals and narcotics)—continued										
Cod liver oil (III. C)—continued.	lbs.	lbs.	lbs.	lbs.	lbs.	Rs.	Rs.	Rs.	Rs.	Rs.
Share of Bengal	15,053	32,403	52,476	28,377	29,996	6,347	11,701	21,277	12,401	42,493
" Bombay	4,701	5,849	14,706	13,963	6,345	2,199	2,570	6,276	4,429	1,388
" Sind	4,428	6,723	12,444	24,913	18,113	1,964	3,657	6,568	14,879	7,180
" Madras	26,103	22,669	43,131	42,200	44,986	40,937	14,360	25,041	17,878	20,792
" Burma	10,541	3,242	4,333	5,669	4,061	20,653	3,924	6,201	7,974	2,996
TOTAL	60,826	70,879	127,640	115,521	99,105	72,105	36,123	65,963	57,561	45,349
Morphine (III. C)—	Ounces	Ounces	Ounces	Ounces	Ounces					
United Kingdom (including Channel Islands)	395	747	471	663	608	13,210	14,036	13,180	21,694	21,643
Straits Settlements	—	—	—	—	—	—	—	—	0	—
TOTAL BRITISH EMPIRE	395	747	471	663	608	13,210	14,036	13,180	21,694	21,643
Germany	186	181	107	126	219	3,143	2,070	1,599	1,869	5,469
Other Foreign Countries	1	—	20	1	—	31	60	323	28	0
TOTAL FOREIGN COUNTRIES	187	181	127	127	219	3,174	2,130	1,922	1,917	5,478
Share of Bengal	375	240	397	492	519	9,425	9,997	11,003	17,073	20,554
" Bombay	327	209	113	217	211	4,925	4,073	2,396	4,333	4,323
" Sind	30	479	39	31	97	2,134	2,008	1,753	1,704	2,239
TOTAL	582	928	598	700	827	16,484	16,166	15,052	23,610	27,121
Preparations of opium and morphine (III. C)—										
United Kingdom (including Channel Islands)	—	—	—	—	—	50,626	55,327	75,329	64,569	58,185
Other British Possessions	—	—	—	—	—	—	—	—	66	—
TOTAL BRITISH EMPIRE	—	—	—	—	—	50,626	55,327	75,329	64,635	58,185
Germany	—	—	—	—	—	14,343	13,125	8,009	10,043	26,445
Other Foreign Countries	—	—	—	—	—	1,652	2,368	9,937	4,699	8,020
TOTAL FOREIGN COUNTRIES	—	—	—	—	—	16,000	14,493	17,946	15,642	34,465
Share of Bengal	—	—	—	—	—	11,393	13,725	33,485	9,718	9,643
" Bombay	—	—	—	—	—	16,687	16,324	15,354	13,246	26,664
" Sind	—	—	—	—	—	12,666	12,363	13,370	14,408	15,843
" Madras	—	—	—	—	—	24,241	24,328	20,717	31,043	26,801
" Burma	—	—	—	—	—	2,639	3,075	4,339	6,862	4,719
TOTAL	—	—	—	—	—	66,626	70,315	93,375	80,277	92,650
Proprietary and Patent medicines (III. C)—										
United Kingdom (including Channel Islands)	—	—	—	—	—	18,88,842	22,07,549	15,12,087	16,35,021	13,04,703
Ceylon (excluding Maldives)	—	—	—	—	—	209	2,607	11,463	16,046	—
Straits Settlements	—	—	—	—	—	82,513	26,767	34,946	14,920	26,840
Hongkong	—	—	—	—	—	18,075	18,286	40,774	20,390	20,668
Union of South Africa	—	—	—	—	—	5,518	5,152	9,870	9,898	—
Canada—	—	—	—	—	—	—	—	—	—	—
Via Atlantic Coast	—	—	—	—	—	—	—	211	2,700	8,190
Commonwealth of Australia	—	—	—	—	—	241	10,495	4,999	1,497	11,340
Other British Possessions	—	—	—	—	—	36	201	3,348	70	1,450
TOTAL BRITISH EMPIRE	—	—	—	—	—	18,91,084	22,80,058	16,23,398	17,10,468	20,38,194

No. 10—continued

ARTICLES, AND COUNTRIES OF CONSIGNMENT; ALSO SHARE OF EACH PROVINCE	QUANTITY					VALUE				
	1930-31	1931-32	1932-33	1933-34	1934-35	1930-31	1931-32	1932-33	1933-34	1934-35
Drugs and Medicines (excluding chemicals and narcotics)— continued.						R	R	R	R	R
Proprietary and Patent Medi- cines (III. C)—continued										
U. S. S. R.—										
Northern	—	—	—	—	—	6,270
Norway	—	—	—	—	—	68,406	86,240	16,618	6,361	8,317
Germany	—	—	—	—	—	7,86,807	8,28,375	7,15,580	6,97,123	7,08,456
Netherlands	—	—	—	—	—	1,03,266	67,708	68,855	84,965	52,818
Belgium	—	—	—	—	—	21,200	18,625	14,586	5,076	14,269
France	—	—	—	—	—	4,56,611	4,68,393	5,88,148	1,68,856	3,72,508
Switzerland	—	—	—	—	—	9,471	12,691	10,584	12,807	83,105
Italy (including Fiume)	—	—	—	—	—	2,61,440	1,18,067	1,76,518	91,737	19,443
China (exclusive of Hong- kong and Macao)	—	—	—	—	—	4,622	1,555	5,986	3,637	2,429
Japan	—	—	—	—	—	14,974	11,714	8,121	21,137	14,251
United States of America—										
Via Atlantic Coast	—	—	—	—	—	6,76,381	7,61,305	5,26,074	3,64,072	6,38,823
" Pacific "	—	—	—	—	—	14,204	3,868	16,191	9,528	12,518
Other Foreign Countries	—	—	—	—	—	1,960	6,193	3,220	1,974	9,864
TOTAL FOREIGN COUNTRIES	—	—	—	—	—	23,99,528	23,34,829	21,45,420	13,87,178	18,02,956
Share of Bengal	—	—	—	—	—	12,02,422	9,12,462	5,86,449	4,84,693	5,16,692
" Bombay	—	—	—	—	—	17,67,533	23,76,510	17,80,314	13,06,683	21,90,902
" Sind	—	—	—	—	—	5,83,040	5,42,406	5,75,844	6,37,011	6,25,455
" Madras	—	—	—	—	—	3,29,584	3,64,513	3,94,992	4,42,043	3,01,518
" Burma	—	—	—	—	—	4,17,383	4,18,996	4,30,725	3,36,305	2,91,683
TOTAL	—	—	—	—	—	42,00,562	45,14,887	37,68,824	30,97,635	39,26,150
Quinine salts—										
Quinine sulphate or Bisulphate (III. O)—	Lbs.	Lbs.	Lbs.	Lbs.	Lbs.					
United Kingdom (including Channel Islands)	28,853	25,949	23,251	23,995	25,091	6,06,979	5,98,857	5,40,319	6,87,402	6,02,115
Bahrain Islands	980	17,753
Straits Settlements	1,404	102	..	10	..	27,641	2,614	..	208	..
Other British Possessions	50	..	1	..	17	365	..	37	..	333
TOTAL BRITISH EMPIRE	31,237	26,051	23,252	24,005	25,048	6,52,739	6,00,971	5,40,347	6,87,610	6,02,458
Germany	32,911	38,680	27,768	31,204	17,566	6,15,345	7,12,778	5,85,302	7,12,283	4,25,230
Netherlands	4,474	5,037	4,138	6,562	7,248	69,245	90,659	68,688	1,14,083	1,42,427
Belgium	102	43,151
France	182	164	1,138	..	1,240	4,365	2,454	29,742	..	31,757
Switzerland	3,121	4,932	3,447	5,480	6,738	70,202	95,808	87,221	1,29,404	1,53,460
Italy (including Fiume)	700	125	12,810	2,490	..
Java	2,429	7,415	9,955	12,324	11,747	45,291	1,63,166	2,46,698	2,58,654	2,47,172
United States of America—										
Via Atlantic Coast	1,967	1,447	1,797	2,430	2,309	64,632	49,613	72,891	73,614	71,147
" Pacific "	8	17	271	540
Other Foreign Countries	6	88	115	12	107	150	3,006	1,983	288	2,586
TOTAL FOREIGN COUNTRIES	45,090	52,752	49,155	58,145	46,966	8,69,230	11,17,509	11,43,445	12,91,987	10,74,319
Share of Bengal	43,541	48,372	45,343	50,945	39,368	3,23,796	10,39,727	9,62,393	11,59,675	7,46,019
" Bombay	21,514	31,698	17,736	24,961	26,467	4,69,396	5,03,318	4,91,781	5,93,510	6,15,793
" Sind	5,549	2,963	3,602	4,674	6,089	1,19,336	66,191	1,11,606	1,09,976	1,39,716
" Madras	3,843	4,313	4,966	5,326	6,477	62,333	79,651	39,159	99,522	1,33,073
" Burma	1,880	952	361	1,344	1,595	47,234	29,593	32,353	37,694	42,166
TOTAL	76,327	78,803	72,407	87,150	72,014	15,21,969	17,18,420	16,88,702	19,79,597	16,76,772

ARTICLES, AND COUNTRIES OF CONSIGNMENT; ALSO SHARE OF EACH PROVINCE	QUANTITY					VALUE				
	1930-31	1931-32	1932-33	1933-34	1934-35	1930-31	1931-32	1932-33	1933-34	1934-35
Drugs and Medicines (excluding chemicals and narcotics)—continued										
Quinine salts—continued										
Quinine hydrochloride or dihydrochloride (III. O)—										
	Lbs.	Lbs.	Lbs.	Lbs.	Lbs.	Rs.	Rs.	Rs.	Rs.	Rs.
United Kingdom (including Channel Islands)	5,838	5,028	7,649	7,720	4,822	1,88,124	1,89,628	1,84,437	2,69,415	1,70,008
Other British Possessions	22	24	558	877	1
TOTAL BRITISH EMPIRE	5,860	5,052	7,649	7,720	4,822	1,88,677	1,90,405	1,84,438	2,69,415	1,70,008
Germany	5,298	4,805	5,847	5,250	3,517	1,27,524	1,21,535	2,15,591	1,39,048	1,12,774
Netherlands	422	738	365	202	634	10,085	19,656	12,189	5,512	18,017
France	717	48	332	12,219	2,344	8,202
Switzerland	624	1,256	327	744	469	16,601	28,019	11,339	21,168	15,571
Italy	27	64	200	1,108	1,943	6,334
Java	319	578	895	1,045	866	8,158	15,759	37,947	30,074	27,198
Other Foreign Countries	6	54	68	6	8	515	1,685	1,787	162	184
TOTAL FOREIGN COUNTRIES	6,696	6,529	8,314	7,360	5,021	1,68,936	1,86,654	2,91,072	2,91,140	1,83,822
Share of Bengal	3,993	3,598	12,408	10,379	7,214	2,45,109	2,66,863	3,44,228	3,44,753	2,33,594
" Bombay	2,405	2,172	1,970	2,320	1,338	96,609	70,040	74,397	70,599	60,644
" Sind	607	588	560	843	937	20,697	19,617	21,356	27,919	27,365
" Madras	412	350	623	902	528	15,159	14,485	25,991	22,039	19,439
" Burma	139	175	304	143	329	4,848	6,144	9,768	5,245	10,791
TOTAL	12,556	11,881	15,868	15,086	10,843	3,53,013	3,77,050	4,75,510	4,70,555	3,53,832
Other Sorts (III. O)—										
	Lbs.	Lbs.	Lbs.	Lbs.	Lbs.					
United Kingdom (including Channel Islands)	2,046	2,320	2,357	4,023	3,529	65,786	65,380	89,507	1,10,841	95,779
Other British Possessions	340	12	..	25	..	5,180	827	..	2,720	..
TOTAL BRITISH EMPIRE	2,386	2,332	2,357	4,048	3,529	70,916	66,207	89,507	1,13,561	95,779
Germany	2,316	12,872	6,777	8,377	9,998	1,28,081	2,48,615	2,38,172	2,47,274	2,46,393
Netherlands	1,653	2,592	1,854	3,426	4,085	77,450	1,01,805	90,104	1,37,414	78,703
Belgium	174	197	62	2,095	225	7,438	4,331	2,111	1,21,026	25,013
France	284	198	224	25	46	5,628	6,973	10,194	998	1,573
Switzerland	3,082	1,159	315	1,029	1,598	42,436	28,629	9,697	28,627	46,109
Java	964	965	1,696	5,520	4,482	10,626	10,799	26,846	63,684	68,199
United States of America—Via Atlantic Coast	1	52	97	303	310	20	2,471	3,046	10,241	1,044
Other Foreign Countries	12	..	7	12	8	544	..	514	718	48
TOTAL FOREIGN COUNTRIES	14,436	18,080	11,038	21,287	21,242	3,42,878	4,05,823	3,80,684	6,10,977	4,68,582
Share of Bengal	12,356	14,737	7,388	10,595	14,456	2,78,638	3,13,787	2,44,248	4,60,716	2,32,591
" Bombay	2,335	4,246	4,604	6,715	6,681	73,439	1,12,742	1,77,774	2,06,965	2,10,634
" Sind	2,233	1,007	1,065	923	2,928	39,358	22,435	23,464	23,665	45,353
" Madras	903	237	684	635	602	17,722	5,694	10,456	15,797	33,525
" Burma	95	95	160	423	74	4,743	15,171	3,549	16,904	7,343
TOTAL	17,822	20,372	14,390	25,386	24,771	4,13,789	4,69,880	4,70,191	7,24,047	5,69,361
Total Quinine Salts—										
	Lbs.	Lbs.	Lbs.	Lbs.	Lbs.					
United Kingdom (including Channel Islands)	37,737	33,307	34,257	40,744	33,382	8,60,889	8,58,265	8,14,254	10,67,168	8,67,908
Bahrain Islands	930	17,753
Straits Settlements	1,665	126	..	21	..	30,402	3,619	..	429	..
Other British Possessions	151	12	1	15	17	8,338	699	33	2,503	338
TOTAL BRITISH EMPIRE	40,483	33,445	34,258	40,780	33,399	9,12,332	8,67,583	8,14,287	10,70,096	8,68,246

No. 10—continued

ARTICLES, AND COUNTRIES OF CONSIGNMENT; ALSO SHARE OF EACH PROVINCE	QUANTITY					VALUE				
	1930-31	1931-32	1932-33	1933-34	1934-35	1930-31	1931-32	1932-33	1933-34	1934-35
Drugs and Medicines (excluding chemicals and narcotics)— continued						R	R	R	R	R
Quinine Salts—concluded	Lbs.	Lbs.	Lbs.	Lbs.	Lbs.					
Total Quinine Salts—contd.										
Germany	40,525	50,757	40,387	45,337	81,075	9,41,550	10,82,028	10,39,005	10,00,500	7,84,897
Netherlands	6,549	6,361	6,357	10,190	11,067	1,56,730	2,11,660	1,70,931	2,57,909	2,29,747
Belgium	174	267	164	2,096	225	7,438	6,630	45,262	1,21,926	25,618
France	472	358	2,079	68	1,618	10,496	9,763	52,155	3,337	41,532
Switzerland	6,777	7,347	4,090	7,253	8,800	1,29,289	1,52,466	1,08,257	1,70,198	2,15,140
Italy (including Fiume)	39	..	707	195	200	1,666	..	13,333	4,904	6,384
Java	3,712	4,956	12,546	18,889	17,095	64,070	1,89,714	3,11,491	3,52,412	3,42,564
United States of America—										
<i>Via Atlantic Coast</i>	1,968	1,499	1,894	2,733	3,119	64,664	52,084	75,937	83,955	73,091
<i>" Pacific "</i>	8	17	271	540
Other Foreign Countries	6	66	173	24	113	136	2,556	3,770	687	2,765
TOTAL FOREIGN COUNTRIES	66,222	77,611	68,402	86,792	74,220	13,76,039	17,07,786	18,20,201	21,04,104	17,21,726
Share of Bengal	64,790	72,205	65,535	73,409	54,056	13,47,523	16,20,377	15,51,539	19,45,144	12,46,114
<i>" Bombay</i>	<i>28,254</i>	<i>33,116</i>	<i>24,310</i>	<i>33,996</i>	<i>33,953</i>	<i>6,09,365</i>	<i>6,56,100</i>	<i>7,44,452</i>	<i>8,71,074</i>	<i>8,37,071</i>
<i>" Sind</i>	<i>3,339</i>	<i>4,563</i>	<i>5,218</i>	<i>6,439</i>	<i>10,014</i>	<i>1,79,439</i>	<i>1,08,144</i>	<i>1,61,326</i>	<i>1,61,460</i>	<i>2,13,439</i>
<i>" Madras</i>	<i>5,153</i>	<i>4,950</i>	<i>6,273</i>	<i>6,313</i>	<i>7,807</i>	<i>95,164</i>	<i>92,840</i>	<i>1,25,908</i>	<i>1,37,348</i>	<i>1,66,043</i>
<i>" Burma</i>	<i>2,114</i>	<i>1,222</i>	<i>1,325</i>	<i>1,315</i>	<i>1,998</i>	<i>56,825</i>	<i>50,908</i>	<i>51,170</i>	<i>59,173</i>	<i>60,300</i>
TOTAL	106,705	111,056	103,660	127,572	107,628	22,88,371	25,65,369	26,34,498	31,74,199	25,89,060
Saccharin (III. C)—	Lbs.	Lbs.	Lbs.	Lbs.	Lbs.					
United Kingdom (including Channel Islands)	3,288	6,529	9,321	9,053	12,014	24,054	41,202	59,468	60,156	73,904
Other British Possessions	12	8	237	500	7	58	88	2,409	2,173
TOTAL BRITISH EMPIRE	3,288	6,541	9,324	9,290	12,514	24,061	41,255	59,556	62,565	81,077
Germany	3,509	4,108	3,639	3,800	4,321	13,322	17,382	15,770	17,481	20,732
France	2,400	3,400	100	100	146	10,080	14,500	428	438	3,156
Switzerland	3,744	9,200	13,057	7,412	7,163	15,662	42,333	90,795	61,002	54,736
United States of America—										
<i>Via Atlantic Coast</i>	8,549	19,335	13,096	13,131	11,274	33,919	68,521	59,273	93,978	82,744
<i>" Pacific "</i>	700	3,063
Other Foreign Countries	30	380	1,229	105	2,658	7,394	2
TOTAL FOREIGN COUNTRIES	18,202	38,068	33,172	25,672	22,904	78,433	1,63,841	1,71,992	1,80,293	1,61,370
Share of Bengal	5,167	7,090	5,993	5,333	3,557	25,538	34,093	27,042	29,923	21,031
<i>" Bombay</i>	<i>4,560</i>	<i>15,592</i>	<i>14,594</i>	<i>16,536</i>	<i>14,759</i>	<i>22,469</i>	<i>31,194</i>	<i>1,08,234</i>	<i>1,48,331</i>	<i>1,37,018</i>
<i>" Sind</i>	<i>3,007</i>	<i>14,761</i>	<i>19,565</i>	<i>6,919</i>	<i>12,340</i>	<i>34,748</i>	<i>63,384</i>	<i>53,509</i>	<i>31,616</i>	<i>57,577</i>
<i>" Madras</i>	<i>513</i>	<i>1,424</i>	<i>956</i>	<i>1,526</i>	<i>428</i>	<i>5,152</i>	<i>10,035</i>	<i>12,338</i>	<i>12,443</i>	<i>6,017</i>
<i>" Burma</i>	<i>3,233</i>	<i>3,742</i>	<i>7,338</i>	<i>4,143</i>	<i>4,334</i>	<i>14,587</i>	<i>16,390</i>	<i>32,535</i>	<i>30,540</i>	<i>20,654</i>
TOTAL	21,490	42,809	41,496	34,962	35,413	1,02,494	2,05,096	2,31,548	2,42,858	3,43,447
Sarsaparilla and preparations thereof (III. C)—										
United Kingdom (including Channel Islands)	19,912	17,003	19,851	20,010	22,192
Ceylon (excluding Maldives)	26	4
British West India Islands (excluding Bahamas)	7,763	17,143	8,338	2,520	6,174
TOTAL BRITISH EMPIRE	27,721	34,150	28,689	22,530	28,376
Germany	1,495	10,009	831	170
France	2,373	6,626	6,538	..	1,207
Other Foreign Countries	547	879	583	1,213	1,694
TOTAL FOREIGN COUNTRIES	3,420	9,000	17,680	2,049	3,071

GENERAL IMPORTS

(98)

No. 10—continued

ARTICLES, AND COUNTRIES OF CONSIGNMENT; ALSO SHARE OF EACH PROVINCE	QUANTITY					VALUE				
	1930-31	1931-32	1932-33	1933-34	1934-35	1930-31	1931-32	1932-33	1933-34	1934-35
Drugs and Medicines (excluding chemicals and narcotics)—continued						R	R	R	R	R
Sarsaparilla and preparations thereof (Ill. O)—continued										
Share of Bengal	—	—	—	—	—	..	906	..	769	4,003
" Bombay	—	—	—	—	—	3,340	7,549	11,812	918	2,096
" Sind	—	—	—	—	—	17,992	27,337	26,648	12,306	12,355
" Madras	—	—	—	—	—	2,804	6,799	7,909	6,297	5,893
TOTAL	—	—	—	—	—	31,141	43,150	46,369	24,579	31,347
Stores, including liquid stores (rose melloes) (Ill. O)—	Lbs.	Lbs.	Lbs.	Lbs.	Lbs.					
TOTAL BRITISH EMPIRE	540	140	166	4,232	1,255	459	39	45	1,358	349
France	100,768	95,649	137,409	56,781	98,486	29,374	28,297	40,284	16,730	27,046
Other Foreign Countries	875	10,651	..	3,000	4,489	566	3,010	..	1,800	1,505
TOTAL FOREIGN COUNTRIES	101,643	106,300	137,409	59,781	97,975	30,940	31,307	40,284	18,530	28,551
Share of Bengal	12,570	24,322	19,451	14,644	16,070	4,434	6,863	5,637	4,296	5,303
" Bombay	85,329	69,222	63,470	32,590	33,002	24,720	21,168	17,326	10,445	11,273
" Sind	25	45
" Madras	4,324	12,776	54,554	16,779	42,473	1,236	2,310	16,326	5,147	12,574
TOTAL	102,183	106,440	137,675	64,013	99,230	30,399	31,345	40,329	19,888	30,200
Other sorts of Drugs and Medicines (Ill. O)—										
United Kingdom (including Channel Islands)	—	—	—	—	—	35,38,207	34,47,230	35,78,945	41,71,000	40,74,154
Ceylon (excluding Maldives)	—	—	—	—	—	10,381	7,299	7,200	31,891	10,998
Straits Settlements	—	—	—	—	—	4,39,226	1,60,054	1,81,569	1,32,202	1,16,034
Hongkong	—	—	—	—	—	1,08,767	1,57,911	1,07,492	86,455	1,32,732
Union of South Africa	—	—	—	—	—	13,756	7,149	1,073	852	872
Zanzibar and Pemba	—	—	—	—	—	6,722	6,556	2,300	4,871	2,850
Seychelles	—	—	—	—	—	464	5,119	4,394	6,060	2,664
Canada—										
Via Atlantic Coast	—	—	—	—	—	..	3,238	2,588	15,056	20,069
" Pacific "	—	—	—	—	—	1	..	266
Commonwealth of Australia	—	—	—	—	—	5,875	13,732	3,772	6,525	11,137
Other British Possessions	—	—	—	—	—	5,459	5,660	2,958	4,051	4,924
TOTAL BRITISH EMPIRE	—	—	—	—	—	42,68,866	38,14,943	38,47,472	44,58,963	43,76,901
Norway	—	—	—	—	—	11,906	66,898	70,727	74,157	78,329
Germany	—	—	—	—	—	19,98,557	15,06,192	18,77,134	17,72,672	20,85,373
Netherlands	—	—	—	—	—	1,01,707	2,17,352	2,00,160	3,39,509	3,58,117
Belgium	—	—	—	—	—	68,411	42,518	1,01,197	1,61,010	1,01,793
France	—	—	—	—	—	6,10,719	3,34,588	4,15,074	7,79,919	5,71,909
Spain	—	—	—	—	—	11,610	5,150	595	2,732	9,850
Switzerland	—	—	—	—	—	26,250	45,590	57,423	76,991	84,005
Italy (including Fiume)	—	—	—	—	—	1,17,258	40,935	69,743	1,30,041	1,71,152
Austria	—	—	—	—	—	24,083
Greece (including Crete)	—	—	—	—	—	1,120	10,705	..

No. 10—continued

ARTICLES, AND COUNTRIES OF CONSIGNMENT; ALSO SHARE OF EACH PROVINCE	QUANTITY					VALUE				
	1930-31	1931-32	1932-33	1933-34	1934-35	1930-31	1931-32	1932-33	1933-34	1934-35
						R	R	R	R	R
Drugs and Medicines (excluding Chemicals and narcotics)— continued										
Other sorts of Drugs and Medicines (III. C)—continued										
Native States in Arabia other than Maskat Terri- tory and Trucial Oman . . .	—	—	—	—	—	10,460	2,738	528	866	1,509
Iraq	—	—	—	—	—	75,329	50,378	14,706	2,186	2,393
Iran	—	—	—	—	—	1,13,677	1,20,181	55,702	73,138	80,231
Sumatra	—	—	—	—	—	8,550	700	390
Java	—	—	—	—	—	11,097	1,44,250	78,405	80,741	1,39,830
China (exclusive of Hongkong and Macao)	—	—	—	—	—	48,670	73,900	47,588	43,614	46,734
Japan	—	—	—	—	—	6,55,794	8,94,210	7,42,926	5,40,007	3,23,585
Egypt	—	—	—	—	—	13,845	10,492	16,487	7,031	6,259
Portuguese East Africa . . .	—	—	—	—	—	8,089	1,330	1,386	330	338
United States of America— Via Atlantic Coast	—	—	—	—	—	14,10,732	10,40,966	13,52,028	15,72,466	13,30,533
" Pacific "	—	—	—	—	—	6,166	1,483	84,693	63,040	34,752
Other Foreign Countries . . .	—	—	—	—	—	10,403	5,413	9,163	19,032	13,533
TOTAL FOREIGN COUNTRIES.	—	—	—	—	—	53,20,780	46,94,209	51,52,270	57,60,967	55,21,455
Share of Bengal	—	—	—	—	—	36,02,399	34,71,303	35,90,304	37,32,024	38,59,347
" Bombay	—	—	—	—	—	37,37,271	32,73,292	36,80,506	43,37,946	35,32,349
" Sind	—	—	—	—	—	6,15,653	4,97,088	6,33,678	5,63,138	6,36,297
" Madras	—	—	—	—	—	11,49,090	8,66,722	9,43,186	10,38,532	12,94,331
" Burma	—	—	—	—	—	4,35,233	3,11,752	2,52,168	3,92,240	4,75,532
TOTAL	—	—	—	—	—	95,83,846	84,10,157	89,09,742	1,02,10,930	98,98,356
Total value of Drugs and Medicines—										
United Kingdom (including Channel Islands)	—	—	—	—	—	64,37,125	66,97,156	61,15,630	70,68,897	71,03,942
Bahrain Islands	—	—	—	—	—	17,903	161	100	4	206
Ceylon (excluding Maldives)	—	—	—	—	—	17,269	9,078	20,154	51,534	11,372
Straits Settlements	—	—	—	—	—	5,08,008	2,74,990	1,78,888	1,50,890	1,54,942
Hongkong	—	—	—	—	—	2,12,828	1,76,294	1,54,664	1,15,881	1,63,420
Union of South Africa	—	—	—	—	—	24,330	12,735	20,722	10,745	872
Zanzibar and Pemba	—	—	—	—	—	6,722	6,556	2,890	4,871	2,850
Seychelles	—	—	—	—	—	464	5,119	4,394	6,060	2,064
Canada— Via Atlantic Coast	—	—	—	—	—	..	3,238	2,700	17,828	23,359
" Pacific "	—	—	—	—	—	1	..	266
British West India Islands (excluding Bahamas)	—	—	—	—	—	7,783	17,143	8,838	2,785	6,174
Commonwealth of Australia . .	—	—	—	—	—	6,116	33,278	13,471	8,022	22,815
Other British Possessions . . .	—	—	—	—	—	6,158	6,569	5,207	3,800	6,477
TOTAL BRITISH EMPIRE	—	—	—	—	—	72,44,706	72,13,207	65,27,308	74,41,407	74,99,359
U. S. S. E.—										
Northern	—	—	—	—	—	383	288	673	1,215	7,160
Southern	—	—	—	—	—	283
Norway	—	—	—	—	—	76,646	1,13,341	1,05,939	1,06,208	1,12,406
Denmark	—	—	—	—	—	67	16	8,610
Germany	—	—	—	—	—	48,12,579	42,76,537	43,34,228	42,78,652	44,13,906
Netherlands	—	—	—	—	—	3,89,426	4,98,430	4,44,474	6,93,923	6,45,769
Belgium	—	—	—	—	—	1,36,009	90,470	1,01,356	2,90,026	1,43,501
Franco	—	—	—	—	—	11,21,017	8,87,604	11,14,534	9,90,794	10,13,613
Spain	—	—	—	—	—	11,031	7,078	2,503	3,752	9,850

GENERAL IMPORTS

(100)

No. 10—continued

ARTICLES, AND COUNTRIES OF CONSIGNMENT; ALSO SHARE OF EACH PROVINCE	QUANTITY					VALUE				
	1930-31	1931-32	1932-33	1933-34	1934-35	1930-31	1931-32	1932-33	1933-34	1934-35
Drugs and Medicines (excluding chemicals and narcotics)—concluded						R	R	R	R	R
<i>Total value of Drugs and Medicines—continued</i>										
Switzerland	—	—	—	—	—	3,86,480	7,23,788	4,79,395	3,32,090	4,00,144
Italy (including Fiume)	—	—	—	—	—	8,52,000	8,11,628	7,50,388	4,25,555	3,64,574
Austria	—	—	—	—	—	798	732	2,745	9,822	30,766
Czechoslovakia	—	—	—	—	—	1,022	1,764	372	5,825	1,167
Greece (including Crete)	—	—	—	—	—	1,120	10,705	..
Other Native States in Arabia	—	—	—	—	—	19,460	2,738	523	866	1,599
Iraq	—	—	—	—	—	75,844	50,878	19,114	2,186	2,388
Iran	—	—	—	—	—	2,77,890	3,00,505	1,46,645	1,23,806	1,84,303
Sumatra	—	—	—	—	—	8,550	700	390
Java	—	—	—	—	—	75,167	3,34,077	3,89,575	4,33,153	5,43,914
China (exclusive of Hongkong and Macao)	—	—	—	—	—	53,298	75,966	53,579	47,188	49,168
Japan	—	—	—	—	—	16,04,215	17,57,810	19,81,434	19,31,938	15,57,449
Egypt	—	—	—	—	—	13,845	10,402	16,988	7,036	6,788
Portuguese East Africa	—	—	—	—	—	8,069	1,330	1,489	330	833
United States of America—										
<i>Via Atlantic Coast</i>	—	—	—	—	—	22,01,346	19,50,991	20,26,479	21,17,923	21,29,020
" Pacific "	—	—	—	—	—	20,369	4,851	59,795	74,861	48,492
Other Foreign Countries	—	—	—	—	—	10,436	7,527	8,588	17,794	8,981
TOTAL FOREIGN COUNTRIES	—	—	—	—	—	1,21,48,889	1,18,97,836	1,20,55,888	1,19,00,747	1,16,90,177
<i>Share of Bengal</i>	—	—	—	—	—	66,94,435	65,93,299	62,32,372	68,64,786	61,37,678
" Bombay	—	—	—	—	—	73,36,364	76,96,565	74,26,333	75,27,575	76,11,923
" Sind	—	—	—	—	—	14,59,002	12,67,605	13,77,711	14,41,261	16,32,365
" Madras	—	—	—	—	—	29,34,224	27,29,646	27,63,728	27,73,235	29,39,094
" Burma	—	—	—	—	—	9,69,689	8,23,928	7,92,497	7,35,297	8,69,076
TOTAL	—	—	—	—	—	1,93,93,595	1,91,11,043	1,85,83,141	1,93,42,154	1,91,90,036
Eyeing and Tanning Substances—Barks for tanning (III. E)—	Cwts.	Cwts.	Cwts.	Cwts.	Cwts.					
Union of South Africa	203,201	213,935	193,347	266,404	270,726	13,96,890	12,89,898	11,08,169	13,96,004	12,84,823
Kenya Colony	2,002	528	237	18	..	12,183	2,111	741	55
Other British Possessions	332	435	..	1,123	2,142	..
TOTAL BRITISH EMPIRE	203,533	215,937	193,875	267,076	270,744	13,97,513	13,01,556	11,70,280	13,98,887	12,84,878
TOTAL FOREIGN COUNTRIES	1	..	58	150	..	6	..	114	300	..
<i>Share of Bengal</i>	402	430	2,033	2,271
" Bombay	528	167	593	..	40	2,111	521	2,330
" Sind	1	113	18	8	339	66
" Madras	203,533	215,933	193,347	266,404	278,653	13,97,513	13,01,516	11,68,169	13,96,004	12,80,323
" Burma	58	150	114	300	..
TOTAL	203,534	215,937	193,883	267,220	279,744	13,97,519	13,01,556	11,70,394	13,99,187	12,84,878
Cochineal (III. E)—	Cwts.	Cwts.	Cwts.	Cwts.	Cwts.					
United Kingdom (including Channel Islands)	122	102	12	20	22	27,170	10,921	2,074	2,711	2,159
Other British Possessions	6	100
TOTAL BRITISH EMPIRE	122	108	12	20	22	27,170	11,021	2,074	2,711	2,159

No. 10—continued

ARTICLES, AND COUNTRIES OF CONSIGNMENT; ALSO SHARE OF EACH PROVINCE	QUANTITY					VALUE				
	1930-31	1931-32	1932-33	1933-34	1934-35	1930-31	1931-32	1932-33	1933-34	1934-35
Dyeing and Tanning Substances— continued.						R	R	R	R	R
Cochineal (III. E)—continued	Cwts.	Cwts.	Cwts.	Cwts.	Cwts.					
France	749	275	223	278	103	1,38,326	35,764	28,817	22,871	8,029
Spain	848	808	800	1,181	342	1,53,647	1,30,965	1,35,335	1,28,650	80,066
Portugal (including Azores and Madeira)	47	8,160
Canary Islands	46	160	295	192	1,419	8,918	22,918	34,791	19,377	1,19,868
Other Foreign Countries	1	2	200	208
TOTAL FOREIGN COUNTRIES	1,691	1,248	1,418	1,599	1,866	3,08,646	1,89,637	1,88,948	1,70,898	1,58,166
Share of Bengal	1	4	3	114	401	363
.. Bombay	1,471	1,053	1,245	1,497	1,789	2,66,384	1,63,526	1,67,435	1,62,373	1,51,139
.. Sind	269	193	77	25	81	62,128	23,474	9,288	1,934	7,418
.. Madras	98	105	107	93	15	18,808	12,668	14,130	3,396	1,358
TOTAL	1,818	1,351	1,430	1,619	1,888	3,35,816	2,00,658	1,91,017	1,73,609	1,60,325
Orch and Gambier (III. E)—	Cwts.	Cwts.	Cwts.	Cwts.	Cwts.					
Straits Settlements	38,864	36,419	37,807	32,109	32,117	7,95,754	6,88,095	6,77,541	4,70,789	4,66,933
Other British Possessions	10	2	..	1	1	508	88	8	36	51
TOTAL BRITISH EMPIRE	38,874	36,421	37,807	32,110	32,118	7,96,257	6,88,183	6,77,544	4,70,825	4,66,984
Spain	47	11,160
Other Foreign Countries	64	21	233	50	42	1,785	835	5,765	1,918	1,464
TOTAL FOREIGN COUNTRIES	111	21	233	50	42	12,945	835	5,765	1,918	1,464
Share of Bengal	35,466	32,900	33,967	29,051	28,864	6,53,174	5,49,899	5,39,121	3,78,556	3,67,365
.. Bombay	1,140	1,077	1,645	741	1,075	43,340	42,537	37,515	24,142	32,668
.. Sind	1	67	..	24	1,334	..
.. Madras	497	541	541	501	435	14,939	13,519	13,943	10,783	10,467
.. Burma	1,823	1,924	1,837	1,800	1,795	97,725	83,077	72,730	57,628	57,418
TOTAL	38,935	36,442	38,040	32,160	32,160	8,09,202	6,89,018	6,83,309	4,72,743	4,68,939
Dyes obtained from Coal tar*										
Alizarine (III. E)—	Lbs.	Lbs.	Lbs.	Lbs.	Lbs.					
Alizarine—Dry—not ex- ceeding 40 per cent.—										
United Kingdom (includ- ing Channel Islands)	6,720	2,805	2,900	4,212
Germany	10,980	10,230	14,950	20,040	30,009	18,893	13,646	23,695	30,455	48,678
Italy (including Fiume)	113	158
TOTAL FOREIGN COUNTRIES	11,093	10,230	14,950	20,040	30,009	14,046	13,646	23,695	30,455	48,678
Share of Bengal	350	300	3,450	1,350	4,325	379	672	5,331	2,355	8,385
.. Bombay	1,323	2,950	9,000	6,650	5,505	2,610	5,946	14,259	10,492	11,250
.. Sind	16,280	6,780	2,500	11,640	21,334	14,147	7,928	4,013	17,108	33,455
TOTAL	17,813	10,230	14,950	20,040	32,814	17,036	13,646	23,695	30,455	62,690

* Revised classification has been introduced from April 1932.

ARTICLES, AND COUNTRIES OF CONSIGNMENT; ALSO SHARE OF EACH PROVINCE	QUANTITY					VALUE				
	1930-31	1931-32	1932-33	1933-34	1934-35	1930-31	1931-32	1932-33	1933-34	1934-35
Dyeing and Tanning Substances— <i>continued</i>						R	R	R	R	R
Dyes obtained from Coal tar— <i>continued</i>										
Alizarine (III. B)— <i>continued</i> .										
Alizarine—Dry—exceeding 40 per cent.—(a)			Lbs.	Lbs.	Lbs.					
United Kingdom (including Channel Islands)	—	—	1,811	—	—	2,839
Germany	—	—	1,100	5,812	10,368	—	—	3,012	16,887	31,431
United States of America— Vid Atlantic Coast	—	—	..	3,129	5,975	—	—	..	9,546	14,592
TOTAL FOREIGN COUNTRIES	—	—	1,100	8,441	16,339	—	—	3,012	26,388	46,023
Share of Bengal	—	—	600	..	3	—	—	1,087	..	13
„ Bombay	—	—	583	8,441	14,656	—	—	3,177	26,383	40,633
„ Sind	—	—	1,680	—	—	5,379
„ Madras	—	—	1,788	—	—	2,587
TOTAL	—	—	2,971	8,441	16,339	—	—	5,851	26,388	46,023
Alizarine—Dry—over 40 per cent. but not exceeding 50 per cent.—(b)	Lbs.	Lbs.								
Germany	2,600	560	—	—	—	3,652	1,643	—	—	—
Share of Bombay	2,600	560	—	—	—	3,652	1,643	—	—	—
Alizarine—Dry—over 50 per cent. but not exceeding 60 per cent.—(b)	Lbs.	Lbs.								
Germany	2,000	..	—	—	—	3,976	..	—	—	—
Share of Bombay	2,000	..	—	—	—	3,976	..	—	—	—
Alizarine—Dry—over 60 per cent. but not exceeding 70 per cent.—(b)	Lbs.	Lbs.								
Germany	2,000	..	—	—	—	3,604	..	—	—	—
Share of Bombay	2,000	..	—	—	—	3,604	..	—	—	—
Alizarine—Dry—over 70 per cent. but not exceeding 80 per cent.—(b)	Lbs.	Lbs.								
United Kingdom (including Channel Islands)	..	2,120	—	—	—	..	4,138	—	—	—
Germany	1,674	..	—	—	—	4,525	..	—	—	—
Share of Bombay	1,674	2,120	—	—	—	4,525	4,138	—	—	—
Alizarine—Dry—over 80 per cent.—(b)	Lbs.	Lbs.								
Germany	1,552	3,920	—	—	—	4,558	9,867	—	—	—
Share of Bombay	1,540	1,400	—	—	—	4,464	3,986	—	—	—
„ Sind	..	2,520	—	—	—	..	6,521	—	—	—
„ Burma	13	..	—	—	—	34	..	—	—	—
TOTAL	1,552	3,920	—	—	—	4,558	9,867	—	—	—
Alizarine—Moist—not exceeding 10 per cent.—(b)	Lbs.	Lbs.								
	—	—	—	—	—	—

(a) Separately recorded from 1932-33.
(b) Discontinued from 1932-33.

No. 10—continued

ARTICLES, AND COUNTRIES OF CONSIGNMENT; ALSO SHARE OF EACH PROVINCE	QUANTITY					VALUE				
	1930-31	1931-32	1932-33	1933-34	1934-35	1930-31	1931-32	1932-33	1933-34	1934-35
Dyeing and Tanning Substances— continued										
Dyes obtained from Coal-tar —continued						R	R	R	R	R
Alizarine (III. E)—continued										
Alizarine—Molst—not exceed- ing 16 per cent—	Lbs.	Lbs.	Lbs.	Lbs.	Lbs.					
United Kingdom (including Channel Islands)	8,960	84,755	16,240	20,048	14,500	3,601	26,204	9,160	12,245	8,244
Germany	265,470	245,616	308,150	346,760	412,184	98,778	1,06,206	1,86,836	1,99,695	2,15,804
Other Foreign Countries .	..	150	..	2,240	8,810	..	53	..	1,226	2,295
TOTAL FOREIGN COUNTRIES .	265,470	245,766	308,150	349,000	415,994	98,778	1,06,259	1,86,836	2,00,821	2,18,099
Share of Bengal	17,502	28,896	44,616	40,320	55,120	4,080	11,681	26,916	24,937	29,149
.. Bombay	218,400	182,560	220,304	255,920	286,502	33,823	88,576	1,33,033	1,47,103	1,53,610
.. Sind	18,480	39,795	35,840	42,000	61,162	6,936	19,129	21,625	23,586	30,674
.. Madras	30,088	39,270	34,230	39,808	27,780	7,535	13,127	14,473	17,390	19,910
TOTAL	274,480	280,521	224,890	369,048	430,554	1,02,874	1,32,463	1,95,996	2,13,066	2,20,348
Alizarine—Molst—over 16 per cent but not exceeding 20 per cent—	Lbs.	Lbs.	Lbs.	Lbs.	Lbs.					
United Kingdom (including Channel Islands)	512,400	708,760	882,636	581,496	548,344	2,24,699	4,00,581	2,67,267	4,29,481	3,52,203
Germany	1,582,818	1,700,368	1,236,720	1,200,588	1,969,382	6,81,451	7,06,418	8,42,201	8,17,434	11,21,029
Switzerland	89,840	..	18,484	43,680	3,920	16,643	..	12,805	28,802	2,200
Czechoslovakia	4,480	101,114	39,486	2,900	76,839	54,440
United States of America— Fid Atlantic Coast	106,512	14,968	64,848	9,270
TOTAL FOREIGN COUNTRIES .	1,724,665	1,700,368	1,240,684	1,845,877	2,077,656	7,62,942	7,06,418	8,57,406	9,23,075	11,86,939
Share of Bengal	78,698	39,088	34,160	33,600	55,916	30,604	17,784	23,449	24,573	36,243
.. Bombay	1,699,364	1,776,785	1,136,467	1,196,375	1,772,844	7,73,258	8,76,554	7,80,314	9,01,336	10,36,468
.. Sind	220,766	273,273	212,330	331,038	492,744	24,293	1,42,633	1,57,487	2,30,627	2,98,226
.. Madras	333,237	319,883	248,323	315,360	293,196	99,688	1,54,023	1,61,103	1,95,510	1,88,585
.. Burma	3,240	1,820
TOTAL	2,227,065	2,400,128	1,632,530	1,876,878	2,620,000	9,37,841	11,96,994	11,24,678	13,52,556	15,80,142
Alizarine—Molst—exceeding 20 per cent—	Lb.	Lbs.	Lbs.	Lb.	Lbs.					
United Kingdom (including Channel Islands)	198,661	112,420	134,176	189,008	160,268	1,41,660	1,18,354	1,64,484	2,63,760	1,83,747
Germany	500,404	398,014	177,660	107,077	320,544	3,65,708	3,49,371	2,38,212	1,48,744	3,72,098
Switzerland	4,480	..	15,637	8,064	2,240	4,212	..	20,572	10,595	2,919
Czechoslovakia	5,768	36,960	818	8,995	43,804
TOTAL FOREIGN COUNTRIES .	505,545	398,014	198,847	120,909	369,744	3,70,738	3,49,371	2,53,784	1,68,334	4,18,821
Share of Bengal	3,610	1,481
.. Bombay	125,587	66,274	75,075	96,341	168,364	92,335	64,068	1,06,558	1,37,077	1,94,110
.. Sind	2,622	17,360	26,308	25,536	64,824	7,532	17,376	36,373	35,494	31,415
.. Madras	576,334	419,190	226,240	181,440	297,024	4,12,632	3,84,301	2,75,337	2,03,623	3,35,933
TOTAL	701,558	506,434	327,523	308,917	520,012	5,12,899	4,68,225	4,18,268	4,27,094	6,02,168

GENERAL IMPORTS

(104)

No. 10—continued

ARTICLES, AND COUNTRIES OF CONSIGNMENT; ALSO SHARE OF EACH PROVINCE	QUANTITY					VALUE				
	1930-31	1931-32	1932-33	1933-34	1934-35	1930-31	1931-32	1932-33	1933-34	1934-35
Dyeing and Tanning Substances—continued										
<i>Dyes obtained from Coal tar—continued</i>						R	R	R	R	R
Alizarine (III. B)—concluded										
Total Alizarine (III. B)—United Kingdom (including Channel Islands)	Lbs.	Lbs.	Lbs.	Lbs.	Lbs.					
	728,741	858,055	535,068	734,552	725,077	3,78,150	5,40,777	4,48,750	7,05,486	5,48,406
Germany	2,869,593	2,353,708	1,728,640	1,679,772	2,742,482	11,30,140	12,77,140	12,38,956	12,08,065	17,39,040
Switzerland	40,820	150	24,171	53,984	6,160	20,855	58	32,877	40,623	5,119
Czechoslovakia	4,480	106,862	129,755	2,900	85,834	1,00,264
United States of America— Via Atlantic Coast	106,512	3,129	20,944	64,843	9,546	23,862
Other Foreign Countries	1,121	450	906	275
TOTAL FOREIGN COUNTRIES	2,517,546	2,353,858	1,757,251	1,848,767	2,899,742	12,06,809	12,77,199	12,24,733	12,44,068	19,18,560
<i>Share of Bengal</i>	<i>28,460</i>	<i>74,214</i>	<i>32,228</i>	<i>75,770</i>	<i>116,164</i>	<i>24,922</i>	<i>31,568</i>	<i>56,374</i>	<i>53,415</i>	<i>72,539</i>
" <i>Bombay</i>	<i>2,054,943</i>	<i>2,029,589</i>	<i>1,440,429</i>	<i>1,564,327</i>	<i>2,322,971</i>	<i>2,72,247</i>	<i>10,42,311</i>	<i>10,36,891</i>	<i>12,72,791</i>	<i>14,37,100</i>
" <i>Sind</i>	<i>265,163</i>	<i>339,322</i>	<i>276,878</i>	<i>410,114</i>	<i>643,584</i>	<i>1,22,903</i>	<i>2,09,148</i>	<i>2,19,398</i>	<i>3,06,325</i>	<i>4,49,799</i>
" <i>Madras</i>	<i>224,719</i>	<i>768,342</i>	<i>500,531</i>	<i>627,602</i>	<i>622,000</i>	<i>5,19,753</i>	<i>5,51,951</i>	<i>4,53,500</i>	<i>4,16,592</i>	<i>5,07,473</i>
" <i>Burma</i>	<i>12</i>	<i>..</i>	<i>2,240</i>	<i>..</i>	<i>..</i>	<i>24</i>	<i>..</i>	<i>1,220</i>	<i>..</i>	<i>..</i>
TOTAL	2,241,227	2,211,913	2,302,354	2,578,319	3,625,719	16,39,965	18,26,976	17,68,483	20,49,554	24,66,966
Aniline (III. B) (a)—										
United Kingdom (including Channel Islands)	Lbs.	Lbs.								
	821,045	1,314,932	—	—	—	11,61,010	15,58,410	—	—	—
Other British Possessions	2,278	2,166	—	—	—	3,632	4,390	—	—	—
TOTAL BRITISH EMPIRE	823,323	1,317,098	—	—	—	11,64,642	15,62,800	—	—	—
Germany	9,494,254	9,590,400	—	—	—	1,27,76,298	1,24,92,498	—	—	—
Netherlands	23,116	55,227	—	—	—	51,012	85,922	—	—	—
Belgium	58,864	135,808	—	—	—	74,612	1,94,474	—	—	—
France	65,870	98,242	—	—	—	2,24,208	2,55,370	—	—	—
Switzerland	486,895	503,082	—	—	—	16,31,775	14,08,425	—	—	—
Italy (including Fiume)	685,685	322,615	—	—	—	7,79,755	5,17,276	—	—	—
China (exclusive of Hong-kong and Macao)	2,974	24,376	—	—	—	17,968	48,146	—	—	—
Japan	20,951	7,480	—	—	—	79,649	34,806	—	—	—
United States of America— Via Atlantic Coast	1,155,918	982,288	—	—	—	18,09,806	10,96,063	—	—	—
Other Foreign Countries	784	112	—	—	—	3,448	77	—	—	—
TOTAL FOREIGN COUNTRIES	11,995,386	11,718,180	—	—	—	1,69,48,028	1,78,08,061	—	—	—
<i>Share of Bengal</i>	<i>1,713,736</i>	<i>1,014,047</i>	<i>—</i>	<i>—</i>	<i>—</i>	<i>22,88,771</i>	<i>14,09,346</i>	<i>—</i>	<i>—</i>	<i>—</i>
" <i>Bombay</i>	<i>9,357,905</i>	<i>10,076,355</i>	<i>—</i>	<i>—</i>	<i>—</i>	<i>1,31,98,510</i>	<i>1,56,01,267</i>	<i>—</i>	<i>—</i>	<i>—</i>
" <i>Sind</i>	<i>726,225</i>	<i>421,149</i>	<i>—</i>	<i>—</i>	<i>—</i>	<i>7,45,755</i>	<i>4,09,800</i>	<i>—</i>	<i>—</i>	<i>—</i>
" <i>Madras</i>	<i>893,532</i>	<i>827,955</i>	<i>—</i>	<i>—</i>	<i>—</i>	<i>17,19,556</i>	<i>13,83,432</i>	<i>—</i>	<i>—</i>	<i>—</i>
" <i>Burma</i>	<i>117,408</i>	<i>95,722</i>	<i>—</i>	<i>—</i>	<i>—</i>	<i>1,60,079</i>	<i>96,016</i>	<i>—</i>	<i>—</i>	<i>—</i>
TOTAL	12,818,809	13,085,228	—	—	—	1,81,12,671	1,88,70,821	—	—	—

(a) Discontinued and shown under the subheads immediately following from 1932-33.

No. 10—continued

ARTICLES, AND COUNTRIES OF CONSIGNMENT; ALSO SHARE OF EACH PROVINCE	QUANTITY					VALUE				
	1980-81	1981-82	1982-83	1983-84	1984-85	1980-81	1981-82	1982-83	1983-84	1984-85
Dyeing and Tanning Substances— continued								R	R	R
Dyes obtained from Coal-tar —continued			Lbs.	Lbs.	Lbs.					
Congored (III. E)*—										
United Kingdom (including Channel Islands)	—	—	127,181	108,324	136,871	—	—	1,00,461	83,825	89,620
Other British Possessions	—	—	5	—	—	—	—	3	—	—
TOTAL BRITISH EMPIRE	—	—	127,186	108,324	136,871	—	—	1,00,464	83,825	89,620
U. S. S. R.—										
Northern	—	—	—	18,421	251,022	—	—	—	11,514	1,50,705
Southern	—	—	—	—	252,565	—	—	—	—	1,39,219
Germany	—	—	785,877	611,800	1,450,046	—	—	6,26,186	4,47,301	8,10,840
France	—	—	51,520	6,832	—	—	—	49,384	6,146	—
Switzerland	—	—	27,985	11,760	5,800	—	—	23,706	9,387	3,510
Italy (including Fiume)	—	—	166,492	15,680	19,040	—	—	1,61,202	15,680	16,370
Japan	—	—	15,556	54,887	85,247	—	—	13,017	39,942	51,168
United States of America— Via Atlantic Coast	—	—	226,757	209,164	367,519	—	—	1,50,488	1,28,682	2,04,772
Other Foreign Countries	—	—	4,518	2,794	1,278	—	—	3,368	2,918	912
TOTAL FOREIGN COUNTRIES	—	—	1,378,095	931,328	2,438,911	—	—	10,27,296	6,61,770	13,76,997
Share of Bengal :										
" Bombay	—	—	1,047,320	889,401	1,979,559	—	—	8,27,041	687,624	11,10,650
" Sind	—	—	95,200	54,650	294,932	—	—	76,336	46,912	1,80,327
" Madras	—	—	82,908	7,928	89,542	—	—	66,057	4,759	46,118
" Burma	—	—	20,556	11,600	24,060	—	—	20,080	9,387	16,650
TOTAL	—	—	1,406,284	1,089,682	2,574,782	—	—	11,27,750	7,45,695	14,66,617
Coupling dyes of the naphthol group—naphthol rapid fast colours (rapid salts) and bases (III. E) (a)—			Lbs.	Lbs.						
United Kingdom (including Channel Islands)	—	—	78,257	89,116	—	—	—	8,79,681	3,97,410	—
Germany	—	—	285,918	417,901	—	—	—	17,95,324	17,36,756	—
Netherlands	—	—	8,495	7,342	—	—	—	11,604	33,538	—
Belgium	—	—	1,912	16,698	—	—	—	21,885	81,828	—
France	—	—	68,297	9,227	—	—	—	3,88,621	33,751	—
Switzerland	—	—	34,025	65,270	—	—	—	1,77,165	2,69,182	—
Italy (including Fiume)	—	—	22,575	16,689	—	—	—	1,07,972	65,910	—
Czechoslovakia	—	—	580	2,691	—	—	—	2,800	14,545	—
Japan	—	—	22,609	91,743	—	—	—	1,06,556	3,19,210	—
United States of America— Via Atlantic Coast	—	—	3,711	188	—	—	—	17,497	385	—
TOTAL FOREIGN COUNTRIES	—	—	438,097	627,709	—	—	—	26,08,924	25,52,005	—
Share of Bengal :										
" Bombay	—	—	39,199	56,566	—	—	—	2,26,674	2,83,190	—
" Sind	—	—	366,065	531,134	—	—	—	21,82,452	21,57,757	—
" Madras	—	—	1,791	1,473	—	—	—	11,163	10,379	—
" Madras	—	—	102,849	135,105	—	—	—	5,53,592	6,07,591	—
" Burma	—	—	1,450	1,547	—	—	—	9,725	5,663	—
TOTAL	—	—	511,354	715,825	—	—	—	29,83,605	29,49,415	—

* Separately recorded from 1932-33.
(a) Separately recorded from 1952-53 and subdivided into the heads immediately following from 1984-85.

ARTICLES, AND COUNTRIES OF CONSIGNMENT; ALSO SHARE OF EACH PROVINCE	QUANTITY					VALUE				
	1930-31	1931-32	1932-33	1933-34	1934-35	1930-31	1931-32	1932-33	1933-34	1934-35
Dyeing and Tanning Substances— <i>continued</i>										
<i>Dyes obtained from Coal-tar</i> <i>—continued :</i>										
Coupling dyes of the naphthol group (III E)— <i>contd.</i>										
Naphthol (a)—					Lbs.					
United Kingdom (including Channel Islands)	—	—	—	—	71,084	—	—	—	—	8,34,756
Germany	—	—	—	—	512,487	—	—	—	—	14,09,071
France	—	—	—	—	22,952	—	—	—	—	70,426
Switzerland	—	—	—	—	78,400	—	—	—	—	1,09,554
Italy (including Fiume)	—	—	—	—	18,454	—	—	—	—	37,130
Czechoslovakia	—	—	—	—	..	—	—	—	—	..
Japan	—	—	—	—	88,937	—	—	—	—	2,26,064
United States of America— Vid Atlantic Coast	—	—	—	—	5,533	—	—	—	—	12,889
TOTAL FOREIGN COUNTRIES	—	—	—	—	716,858	—	—	—	—	20,16,024
<i>Share of Bengal</i>	—	—	—	—	46,810	—	—	—	—	1,60,689
.. Bombay	—	—	—	—	626,940	—	—	—	—	18,49,960
.. Madras	—	—	—	—	113,655	—	—	—	—	3,48,736
.. Burma	—	—	—	—	532	—	—	—	—	1,395
TOTAL	—	—	—	—	787,937	—	—	—	—	33,60,780
Rapid Fast Colours (Rapid Solts)—(a)					Lbs.					
Germany	—	—	—	—	65,980	—	—	—	—	3,26,01
Other Foreign Countries	—	—	—	—	112	—	—	—	—	52
TOTAL FOREIGN COUNTRIES	—	—	—	—	66,442	—	—	—	—	3,26,53
<i>Share of Bengal</i>	—	—	—	—	4,200	—	—	—	—	26,90
.. Bombay	—	—	—	—	46,743	—	—	—	—	2,32,64
.. Sind	—	—	—	—	1,000	—	—	—	—	4,93
.. Madras	—	—	—	—	13,500	—	—	—	—	71,05
TOTAL	—	—	—	—	65,442	—	—	—	—	3,26,53
Bases—					Lbs.					
United Kingdom (including Channel Islands)	—	—	—	—	37,025	—	—	—	—	75,94
Germany	—	—	—	—	279,672	—	—	—	—	6,46,911
Netherlands	—	—	—	—	666	—	—	—	—	5,13
France	—	—	—	—	28,612	—	—	—	—	60,041
Switzerland	—	—	—	—	76,485	—	—	—	—	1,78,324
Italy (including Fiume)	—	—	—	—	6,780	—	—	—	—	28,12
Japan	—	—	—	—	26,858	—	—	—	—	52,481
Other Foreign Countries	—	—	—	—	118	—	—	—	—	411
TOTAL FOREIGN COUNTRIES	—	—	—	—	414,181	—	—	—	—	19,01,304

(a) Separately recorded from 1934-35.

No. 10—continued

ARTICLES, AND COUNTRIES OF CONSIGNMENT; ALSO SHARE OF EACH PROVINCE	QUANTITY					VALUE				
	1930-31	1931-32	1932-33	1933-34	1934-35	1930-31	1931-32	1932-33	1933-34	1934-35
Dyeing and Tanning Substances— continued.										
Dyes obtained from Coal Tar —continued.							R	R	R	R
Coupling dyes of the Naphthol group (III. B)—continued.										
Bases—(a)—continued.					Lbs.					
Share of Bengal	—	—	—	—	35,218	—	—	—	—	97,944
„ Bombay	—	—	—	—	342,406	—	—	—	—	7,56,641
„ Sind	—	—	—	—	1,375	—	—	—	—	9,296
„ Madras	—	—	—	—	71,535	—	—	—	—	1,70,487
„ Burma	—	—	—	—	672	—	—	—	—	3,973
TOTAL	—	—	—	—	451,206	—	—	—	—	10,37,341
Other Salts (III. E)—(b)			Lbs.	Lbs.	Lbs.					
United Kingdom (including Channel Islands)	—	—	1,602	174	200	—	—	3,081	345	200
Germany	—	—	461,544	475,376	778,965	—	—	10,20,998	7,18,767	12,08,959
Netherlands	—	—	7,246	10,376	..	—	—	19,446	22,086	..
Belgium	—	—	..	29,786	..	—	—	..	69,878	..
Switzerland	—	—	8,354	20,430	10,291	—	—	19,849	32,149	18,314
Japan	—	—	8,089	17,952	87,832	—	—	4,995	22,324	42,220
United States of America— Via Atlantic Coast	—	—	11,677	—	—	..	4,386	12,161
Other Foreign Countries	—	—	657	5,130	..	—	—	926
TOTAL FOREIGN COUNTRIES	—	—	480,890	559,000	888,265	—	—	10,66,209	8,69,585	12,79,648
Share of Bengal	—	—	52,858	45,176	53,158	—	—	1,06,605	1,11,762	1,05,609
„ Bombay	—	—	354,780	462,205	681,025	—	—	7,99,330	6,72,905	10,00,225
„ Madras	—	—	72,054	51,793	104,282	—	—	1,68,343	79,263	1,74,043
„ Burma	—	—	2,800	—	—	5,012
TOTAL	—	—	482,492	559,174	888,465	—	—	10,70,190	8,69,930	12,79,933
Vats—		Lbs.	Lbs.	Lbs.	Lbs.					
Indigo (III. E)—(c)										
United Kingdom (including Channel Islands)	—	172,586	77,908	92,316	15,792	—	1,94,892	1,19,826	1,48,049	23,765
Other British Possessions	—	..	102	..	112	—	..	136	..	115
TOTAL BRITISH EMPIRE	—	172,586	77,410	92,316	15,904	—	1,94,892	1,19,962	1,48,049	23,880
Germany	—	559,976	741,838	829,764	984,678	—	7,16,948	11,01,740	11,69,035	13,60,916
France	—	85,344	31,584	29,120	10,669	—	1,18,671	46,960	46,584	24,127
Switzerland	—	103,976	131,052	1,22,792	161,610	—	1,37,596	1,93,868	1,81,113	2,16,313
Italy (including Fiume)	—	..	60,028	33,600	49,218	—	..	98,313	56,770	87,766
United States of America Via Atlantic Coast	—	—	..	16,352	50,849	—	15,955	55,397
Other Foreign Countries	—	4,266	8	—	2,471	..	3,165	2
TOTAL FOREIGN COUNTRIES	—	758,552	964,492	1,031,628	1,257,021	—	9,75,681	14,36,881	14,72,622	17,44,461

(a) Separately recorded from 1934-35.

(b) Separately recorded from 1932-33. Previous years' figures shown under general head "Aniline"

(c) Recorded under this head from 1931-32.

GENERAL IMPORTS

(108)

No. 10--continued.

ARTICLES, AND COUNTRIES OF CONSIGNMENT; ALSO SHARE OF EACH PROVINCE	QUANTITY					VALUE				
	1930-31	1931-32	1932-33	1933-34	1934-35	1930-31	1931-32	1932-33	1933-34	1934-35
Dyeing and Tanning Substances—continued							R	R	R	R
<i>Dyes obtained from Coal tar—continued</i>										
Coupling dyes of the Naphthol group—continued.		Lbs.	Lbs.	Lbs.	Lbs.					
Vats—contd.										
Indigo (III.E)—(a)—contd.										
Share of Bengal	—	42,266	39,096	47,600	63,308	—	51,460	1,33,838	71,701	98,939
" Bombay	—	522,356	641,467	712,012	804,564	—	6,49,437	9,42,517	9,98,169	10,97,661
" Sind	—	270,368	142,743	249,568	272,108	—	3,52,235	2,27,708	3,00,469	4,09,110
" Madras	—	96,208	168,530	106,364	91,432	—	1,17,421	2,52,277	1,43,261	1,12,252
" Burma	—	—	6	3,400	35,616	—	—	7	12,800	63,422
TOTAL	—	981,088	1,041,002	1,123,944	1,272,925	—	11,70,578	15,55,848	16,20,871	17,68,331
Carbazole Blue (III.E)—(b)					Lbs.					
TOTAL BRITISH EMPIRE	—	—	—	—	28	—	—	—	—	93
Germany	—	—	—	—	42,528	—	—	—	—	1,12,723
Switzerland	—	—	—	—	7,420	—	—	—	—	19,392
Japan	—	—	—	—	2,861	—	—	—	—	7,870
TOTAL FOREIGN COUNTRIES	—	—	—	—	52,809	—	—	—	—	1,40,051
Share of Bengal	—	—	—	—	3,359	—	—	—	—	9,369
" Bombay	—	—	—	—	35,639	—	—	—	—	94,695
" Madras	—	—	—	—	13,389	—	—	—	—	36,179
TOTAL	—	—	—	—	52,337	—	—	—	—	1,40,144
Other sorts—										
Paste (III. E)—(c)			Lbs.	Lbs.	Lbs.					
United Kingdom (including Channel Islands)	—	—	21,422	14,225	24,413	—	—	48,756	26,953	59,919
Germany	—	—	248,707	141,837	263,085	—	—	7,60,722	4,24,651	7,39,084
Switzerland	—	—	996	2,245	550	—	—	5,162	12,432	9,089
Other Foreign Countries	—	—	50	—	—	849
TOTAL FOREIGN COUNTRIES	—	—	249,708	144,082	263,585	—	—	7,65,905	4,37,083	7,39,599
Share of Bengal	—	—	1,345	..	122	—	—	4,370	..	1,311
" Bombay	—	—	49,762	23,340	42,179	—	—	2,37,299	1,03,592	2,12,214
" Madras	—	—	220,928	134,967	235,741	—	—	5,79,992	355,440	5,36,396
TOTAL	—	—	271,125	158,307	288,048	—	—	8,14,661	4,64,083	7,60,477
Powder (III. E)—(c)			Lbs.	Lbs.	Lbs.					
United Kingdom (including Channel Islands)	—	—	24,056	23,137	46,118	—	—	2,96,000	3,22,375	5,89,971
Other British Possessions	—	—	112	—	—	2,529
TOTAL BRITISH EMPIRE	—	—	24,168	23,137	46,118	—	—	2,98,529	3,22,375	5,89,971

(a) Recorded under this head from 1931-32.
 (b) Separately recorded from 1934-35.
 (c) Separately recorded from 1932-33.

No. 10—continued

ARTICLES, AND COUNTRIES OF CONSIGNMENT; ALSO SHARE OF EACH PROVINCE	QUANTITY					VALUE				
	1930-31	1931-32	1932-33	1933-34	1934-35	1930-31	1931-32	1932-33	1933-34	1934-35
Dyeing and Tanning Substances— continued										
Dyes obtained from Coal Tar —continued								R	R	R
Other Sorts—contd. Powder (III. B) (a)—contd.			Lbs.	Lbs.	Lbs.					
Germany	—	—	181,097	241,342	314,082	—	—	24,00,902	36,47,611	50,38,024
Netherlands	—	—	1,888	110	..	—	—	16,158	2,825	..
France	—	—	28,865	220	12,881	—	—	8,50,464	4,400	1,22,243
Switzerland	—	—	64,702	51,828	59,560	—	—	6,43,759	4,66,925	5,43,581
Italy (including Fiume)	—	—	10,417	820	448	—	—	1,47,770	12,840	2,055
Czechoslovakia	—	—	..	3,012	882	—	—	..	44,680	12,203
Japan	—	—	4,653	23,456	8,274	—	—	32,612	1,39,189	74,020
Other Foreign Countries	—	—	..	274	112	—	—	..	3,094	972
TOTAL FOREIGN COUNTRIES	—	—	287,217	321,062	396,839	—	—	36,60,750	43,21,514	57,94,058
Share of Bengal	—	—	34,914	42,735	43,654	—	—	3,92,353	6,26,689	6,73,200
" <i>Bombay</i>	—	—	333,725	254,329	332,349	—	—	29,60,859	33,53,814	48,84,932
" <i>Sind</i>	—	—	250	—	—	1,164
" <i>Madras</i>	—	—	52,745	47,134	66,674	—	—	6,08,355	6,73,385	9,19,739
TOTAL	—	—	311,885	344,199	442,957	—	—	39,59,270	46,53,889	63,84,084
Sulphur—Black (III. B) (a)—										
United Kingdom (including Channel Islands)	—	—	Lbs. 235,991	Lbs. 163,631	Lbs. 42,748	—	—	1,19,658	83,111	17,846
Germany	—	—	1,834,352	1,902,614	2,292,424	—	—	8,69,617	8,50,665	7,10,522
Japan	—	—	70,334	693,914	717,811	—	—	29,910	2,72,942	2,83,738
United States of America— Via Atlantic Coast	—	—	183,000	330,698	29,035	—	—	1,06,923	1,01,734	7,743
" <i>Pacific</i>	—	—	..	825	..	—	—	..	270	..
Other Foreign Countries	—	—	22,515	..	2,240	—	—	9,670	..	560
TOTAL FOREIGN COUNTRIES	—	—	2,120,101	2,928,191	3,041,510	—	—	10,16,320	12,25,611	9,42,563
Share of Bengal	—	—	181,338	280,471	236,955	—	—	79,399	1,70,613	92,267
" <i>Bombay</i>	—	—	1,841,916	2,597,050	2,455,770	—	—	9,07,905	10,34,951	7,60,313
" <i>Sind</i>	—	—	7,737	—	—	2,544
" <i>Madras</i>	—	—	313,310	220,321	377,664	—	—	1,38,397	95,950	1,02,775
" <i>Burma</i>	—	—	13,480	14,030	6,332	—	—	10,272	7,203	2,011
TOTAL	—	—	2,356,092	3,091,822	3,084,258	—	—	11,35,973	13,08,722	9,60,409
Metanil Yellow (III. B) (a)—										
United Kingdom (including Channel Islands)	—	—	Lbs. 17,174	Lbs. 11,240	Lbs. 25,510	—	—	34,618	20,276	37,395
Germany	—	—	261,804	375,048	564,808	—	—	2,42,868	2,08,651	4,48,931
Netherlands	—	—	32,520	9,018	224	—	—	40,191	12,940	870
Belgium	—	—	4,028	..	100	—	—	5,234	..	75
Switzerland	—	—	12,880	6,185	13,024	—	—	17,891	5,715	14,309
Japan	—	—	3	4,981	356	—	—	2	7,883	540
United States of America— Via Atlantic Coast	—	—	25,315	44,494	80,759	—	—	41,289	54,852	90,155
Other Foreign Countries	—	—	2,260	1,232	1,680	—	—	3,401	1,518	3,014
TOTAL FOREIGN COUNTRIES	—	—	338,810	440,958	660,946	—	—	3,56,676	3,81,559	6,63,400
Share of Bengal	—	—	39,996	34,133	73,744	—	—	95,018	40,353	84,064
" <i>Bombay</i>	—	—	304,362	311,125	490,750	—	—	2,39,037	2,31,871	4,23,595
" <i>Sind</i>	—	—	34,336	58,560	65,912	—	—	32,454	42,986	51,459
" <i>Madras</i>	—	—	27,500	43,325	52,950	—	—	24,735	30,126	39,368
" <i>Burma</i>	—	—	3,100	—	—	2,419
TOTAL	—	—	355,984	459,198	636,456	—	—	3,91,294	4,01,835	6,00,885

(a) Separately recorded from 1932-33.

ARTICLES, AND COUNTRIES OF CONSIGNMENT; ALSO SHARE OF EACH PROVINCE	QUANTITY					VALUE				
	1930-31	1931-32	1932-33	1933-34	1934-35	1930-31	1931-32	1932-33	1933-34	1934-35
Dyeing and Tanning Substances— continued						R	R	R	R	R
Dyes obtained from Coal Tar —continued										
Auramine of Concentration of 15% and less (III. B) (a)—			Lbs.	Lbs.	Lbs.					
Germany	—	—	83,950	86,750	..	—	—	68,820	27,151	..
Share of Bengal	—	—	32,100	10,800	..	—	—	23,338	8,692	..
" Bombay	—	—	46,150	22,300	..	—	—	36,149	16,902	..
" Sind	—	—	4,750	2,650	..	—	—	3,569	1,807	..
" Madras	—	—	150	—	—	116
" Burma	—	—	800	1,000	..	—	—	600	760	..
TOTAL	—	—	83,950	86,750	..	—	—	68,820	27,151	..
Rhodamines (Carthamines) of Concentration of 15 % and less (III. B) (a)—			Lbs.	Lbs.	Lbs.					
Hongkong	—	—	224	—	—	140
Germany	—	—	36,450	33,530	4,950	—	—	29,261	27,916	5,149
Other Foreign Countries	—	—	1,000	—	—	3,206
TOTAL FOREIGN COUNTRIES	—	—	36,450	33,530	5,950	—	—	29,261	27,916	8,354
Share of Bengal	—	—	18,550	4,650	1,000	—	—	15,448	4,633	1,098
" Bombay	—	—	12,700	23,039	2,000	—	—	9,998	17,219	2,061
" Sind	—	—	2,400	2,450	1,250	—	—	1,930	1,818	1,289
" Madras	—	—	500	800	1,700	—	—	385	2,571	3,917
" Burma	—	—	2,224	2,600	..	—	—	1,640	1,675	..
TOTAL	—	—	36,674	33,530	5,950	—	—	29,401	27,916	8,354
Aniline Salts (III. B) (a)— United Kingdom (including Channel Islands)	—	—	Lbs. 47,745	Lbs. 139,316	Lbs. 89,738	—	—	10,075	59,164	36,104
Other British Possessions	112	51
TOTAL BRITISH EMPIRE	—	—	47,745	139,316	89,848	—	—	10,075	59,164	36,155
U. S. S. R.— Northern	—	—	..	14,269	17,768	—	—	..	4,024	6,387
Southern	—	—	9,040	—	—	3,503
Germany	—	—	136,492	165,463	176,422	—	—	68,816	73,306	74,250
Belgium	—	—	7,840	15,867	10,080	—	—	3,202	7,312	3,003
Other Foreign Countries	—	—	11,392	13,704	14,614	—	—	5,327	6,210	5,577
TOTAL FOREIGN COUNTRIES	—	—	155,724	209,363	227,924	—	—	67,434	91,452	93,320
Share of Bengal	—	—	33,340	47,040	35,273	—	—	15,508	21,205	13,901
" Bombay	—	—	60,504	112,594	109,124	—	—	24,147	45,066	39,670
" Sind	—	—	22,400	36,990	18,672	—	—	10,112	16,208	7,730
" Madras	—	—	84,985	145,334	144,623	—	—	35,832	65,224	64,027
" Burma	—	—	2,240	6,721	10,080	—	—	910	2,913	4,147
TOTAL	—	—	203,469	348,670	317,772	—	—	86,509	1,50,616	1,29,475
Others (III. B)— United Kingdom (including Channel Islands)	Lbs. 11,720	Lbs. 99,932	Lbs. 939,322	Lbs. 584,962	Lbs. 778,271	14,782	1,78,890	17,39,802	11,52,095	14,61,257
Other British Possessions	386	427	205	896	..	537	546	220	1,176
TOTAL BRITISH EMPIRE	11,720	100,268	939,749	585,167	779,167	14,782	1,79,427	17,39,848	11,52,315	14,62,433
U. S. S. R.— Northern	26,697	22,381
Southern	18,228	11,240
Germany	444,615	590,581	1,772,623	1,866,320	2,954,933	9,58,497	12,68,451	32,39,026	28,90,469	48,31,577
Netherlands	4,480	28	15,016	15,136	14,309	1,905	82	37,795	36,984	32,597
Belgium	2,688	80,336	16,865	9,354	..	5,376	70,791	41,577	15,798
France	15,219	100	64,885	49,023	68,479	19,575	1,211	1,56,577	70,437	1,07,849
Switzerland	14,402	4,468	296,459	228,646	284,205	39,069	13,618	6,00,899	5,15,408	5,02,773
Italy (including Fiume)	176,508	94,319	82,112	2,77,082	1,68,598	1,85,361
Japan	41,054	101,719	220,974	78,078	1,90,010	3,34,409
United States of America— Via Atlantic Coast	500	..	267,491	462,435	457,235	1,315	..	4,98,057	7,45,331	6,58,047
Other Foreign Countries	801	..	811	1,119	..	2,833
TOTAL FOREIGN COUNTRIES.	479,216	607,860	2,665,178	2,834,522	4,082,387	10,21,261	12,88,688	49,60,824	46,59,414	62,04,448

(a) Separately recorded from 1932-33.

No. 10—continued

ARTICLES, AND COUNTRIES OF CONSIGNMENT; ALSO SHARE OF EACH PROVINCE	QUANTITY					VALUE				
	1930-31	1931-32	1932-33	1933-34	1934-35	1930-31	1931-32	1932-33	1933-34	1934-35
Dyeing and Tanning Substances— continued						R	R	R	R	R
Dyes obtained from Coal Tar —concluded	Lbs.	Lbs.	Lbs.	Lbs.	Lbs.					
Others (III. E)—contd.										
Share of Bengal	1,036	330,132	318,242	343,513	..	1,034	6,35,579	4,58,998	5,56,089
„ Bombay	2,714,067	2,635,659	3,731,344	50,61,035	44,86,707	59,75,329
„ Sind	201,740	265,928	377,036	3,08,958	3,33,494	4,41,513
„ Madras	460,621	682,749	297,376	336,786	344,133	9,93,481	14,43,302	5,95,099	4,34,094	5,44,930
„ Burma	30,315	14,343	51,757	63,376	65,628	42,562	23,779	99,401	98,436	1,09,010
TOTAL	490,936	698,128	3,594,922	3,419,089	4,861,554	10,86,043	14,68,115	67,00,672	58,11,729	76,66,876
Total Dyes obtained from Coal Tar—*	Lbs.	Lbs.	Lbs.	Lbs.	Lbs.					
United Kingdom (including Channel Islands)	1,556,506	2,445,455	2,100,121	1,959,998	1,992,773	15,48,948	24,61,939	33,05,093	30,00,089	32,75,363
Other British Possessions	2,378	2,502	870	305	1,120	8,033	4,927	3,345	220	1,342
TOTAL BRITISH EMPIRE	1,558,884	2,447,957	2,100,991	1,960,303	1,993,893	15,52,581	24,66,866	33,08,438	30,09,309	32,76,705
U. S. S. R.—										
Northern	32,690	295,487	16,138	1,79,473
Southern	274,833	1,53,962
Germany	12,308,562	13,094,755	9,559,382	8,777,535	13,433,981	1,40,14,935	1,69,55,036	1,35,68,170	1,35,20,344	1,90,62,681
Netherlands	28,604	56,985	60,193	47,240	17,552	53,781	67,466	1,81,284	1,12,409	38,822
Belgium	58,864	138,296	48,596	79,166	20,910	74,613	1,09,850	1,04,020	2,00,615	21,607
France	81,089	181,686	254,868	95,754	1,40,322	2,48,783	3,75,252	9,78,626	1,63,037	3,88,541
Switzerland	541,617	616,071	610,574	563,146	654,395	10,92,599	15,54,692	17,14,497	15,29,884	17,06,527
Italy (including Fiume)	685,778	822,615	451,193	1,61,107	171,052	7,79,908	5,17,276	7,93,739	3,19,798	3,52,202
Czechoslovakia	5,040	112,585	131,422	5,700	1,45,059	1,14,503
China (exclusive of Hong- kong and Macao)	2,974	24,376	74	17,963	48,146	92
Japan	20,951	7,460	166,293	999,857	1,194,178	79,649	84,800	2,65,170	9,96,919	10,17,853
United States of America—										
Via Atlantic Coast	1,602,925	985,424	607,366	1,072,004	1,023,713	13,75,469	10,97,028	8,15,668	10,64,115	10,71,480
„ Pacific „	825	270	..
Other Foreign Countries	784	112	2,404	..	4,561	3,448	77	2,117	3,165	1,804
TOTAL FOREIGN COUNTRIES	14,992,148	15,428,400	10,855,993	11,941,909	17,802,415	1,02,36,098	2,08,49,629	1,83,79,038	1,80,71,750	2,41,09,460
Share of Bengal	1,810,186	1,131,553	1,145,331	919,422	1,250,003	23,13,734	14,93,423	19,22,683	18,92,071	29,62,511
„ Bombay	11,412,353	13,228,140	9,003,086	10,129,015	13,929,212	1,41,70,757	1,72,94,015	1,52,35,510	1,50,80,362	1,98,68,480
„ Sind	1,001,383	1,031,345	782,133	1,092,031	1,639,853	8,88,663	9,53,181	8,91,628	11,59,789	16,30,282
„ Madras	2,175,378	2,375,254	1,923,336	1,653,385	2,340,330	32,32,799	34,76,106	34,68,133	28,19,205	37,31,893
„ Burma	147,732	110,065	102,582	109,224	146,420	2,02,736	1,19,795	1,49,467	1,33,632	1,93,023
TOTAL	16,551,032	17,876,357	12,956,984	13,902,107	19,356,308	2,07,88,679	2,33,36,525	2,16,87,471	2,10,81,059	2,73,86,165
Indigo, synthetic (III. E)—†	Cwts.									
United Kingdom (including Channel Islands)	404	51,708
Other British Possessions	67
TOTAL BRITISH EMPIRE	404	51,770
Germany	7,168	10,62,038
Netherlands	100	14,176
France	162	26,249
Switzerland	1,605	2,68,730
Italy (including Fiume)	309	46,100
United States of America—										
Via Atlantic Coast	17	689
TOTAL FOREIGN COUNTRIES	9,861	14,13,777

* Includes Indigo, synthetic, from 1931-32.

† Transferred to coal tar dyes from 1931-32.

ARTICLES, AND COUNTRIES OF CONSIGNMENT; ALSO SHARE OF EACH PROVINCE	QUANTITY					VALUE				
	1930-31	1931-32	1932-33	1933-34	1934-35	1930-31	1931-32	1932-33	1933-34	1934-35
Dyeing and Tanning Substances— continued	Cwts.					R	R	R	R	R
Indigo, synthetic (III. E)†— continued										
Share of Bombay	7,376	—	—	—	—	11,12,013	—	—	—	—
“ Sind	1,310	—	—	—	—	2,78,800	—	—	—	—
“ Madras	579	—	—	—	—	75,334	—	—	—	—
TOTAL	9,765	—	—	—	—	14,66,547	—	—	—	—
Myrobolan extracts (III. E)†—	Cwts.	Cwts.	Cwts.	Cwts.	Cwts.					
TOTAL BRITISH EMPIRE	78	28	28	..	26	854	314	248	..	531
Share of Bombay	63	23	23	..	26	325	314	248	..	532
“ Madras	10	29
TOTAL	78	23	23	..	26	854	314	248	..	532
Saffron (III. E)†—	Lbs.	Lbs.	Lbs.	Lbs.	Lbs.					
United Kingdom (including Channel Islands)	600	40	9,652	988
Other British Possessions	266	145	150	8	33	6,514	2,591	1,595	1	950
TOTAL BRITISH EMPIRE	866	185	150	8	33	16,166	3,668	1,595	1	950
France	100	400	400	650	..	738	5,877	5,392	7,392
Spain	49,080	38,604	44,613	48,363	49,558	8,55,912	9,11,389	9,81,163	10,91,807	10,25,592
Italy (including Fiume)	300	10,560
Other Foreign Countries	50	..	50	1,850	..	1,178	..
TOTAL FOREIGN COUNTRIES	49,086	39,054	45,013	48,813	50,208	8,55,912	9,24,662	9,87,040	11,00,872	10,32,984
Share of Bengal	100	739
“ Bombay	49,385	38,304	43,473	45,337	49,340	8,69,514	9,22,295	9,71,567	10,39,990	10,24,913
“ Sind	100	300	100	300	..	733	2,014	329	5,392
“ Madras	416	335	1,396	384	401	1,775	4,097	14,454	10,054	3,689
“ Burma	3	80
TOTAL	49,902	39,239	45,168	48,821	50,241	8,72,078	9,28,125	9,88,685	11,00,873	10,33,984
Other sorts (including lac- dye) (III. E)†—	Cwts.	Cwts.	Cwts.	Cwts.	Cwts.					
United Kingdom (including Channel Islands)	565	1,581	1,756	3,029	6,755	29,962	37,244	86,256	96,149	1,67,585
Other British Possessions	704	288	164	11,487	157	7,777	2,506	5,009	4,290	2,213
TOTAL BRITISH EMPIRE	1,269	1,919	1,920	14,516	6,913	37,739	39,750	91,265	1,00,439	1,69,798
Germany	2,999	4,542	3,897	5,099	3,507	1,23,091	1,31,244	1,46,681	1,58,638	1,07,672
France	24	15	125	217	..	1,414	747	7,109	2,345
Italy (including Fiume)	54	121	7,520	1,470
Turkey, Asiatic	487	..	25	23,637	..	1,250
Iraq	989	1,246	988	1,202	1,868	35,990	49,622	48,047	67,520	89,225

†Transferred to coal tar dyes from 1931-32.

No. 10—continued

ARTICLES, AND COUNTRIES OF CONSIGNMENT; ALSO SHARE OF EACH PROVINCE	QUANTITY					VALUE				
	1930-31	1931-32	1932-33	1933-34	1934-35	1930-31	1931-32	1932-33	1933-34	1934-35
Dyeing and Tanning Substances— continued						R	R	R	R	R
<i>Other sorts (including lac- dye) (III. E)—continued</i>	Owts.	Owts.	Owts.	Owts.	Owts.					
Sumatra	42	211	42	1,182	6,170	1,318
Iran	828	454	1,564	1,748	665	18,787	11,138	30,257	17,204	4,867
Egypt	289	110	40	91	..	12,200	5,035	2,400	4,764
United States of America— Via Atlantic Coast	97	46	410	532	702	1,144	2,331	20,150	19,405	23,085
„ Pacific „	60	..	54	256
Other Foreign Countries	195	206	177	307	472	5,202	4,585	7,688	10,073	12,279
TOTAL FOREIGN COUNTRIES.	5,144	6,968	7,140	9,096	7,723	1,92,866	2,63,753	2,85,650	2,82,347	2,47,163
<i>Share of Bengal</i>	<i>138</i>	<i>301</i>	<i>333</i>	<i>12,473</i>	<i>2,390</i>	<i>6,933</i>	<i>19,624</i>	<i>32,111</i>	<i>55,054</i>	<i>71,087</i>
„ Bombay	2,234	2,997	4,354	3,891	4,606	1,02,979	1,01,022	1,58,419	1,37,142	1,60,629
„ Sind	236	40	25	472	674	3,384	764	2,028	7,765	3,337
„ Madras	3,747	5,484	3,829	6,775	6,452	1,16,166	1,65,831	1,25,523	1,82,118	1,56,877
„ Burma	8	66	14	3	3	1,338	1,352	2,714	701	1,131
TOTAL	6,412	8,887	10,060	23,614	14,636	2,30,605	3,08,592	3,26,915	3,82,786	4,19,961
Total value of Dyeing and Tanning substances—										
United Kingdom (including Channel Islands)	—	—	—	—	—	16,68,260	25,31,430	33,45,181	31,09,972	34,45,690
Straits Settlements	—	—	—	—	—	8,04,259	6,90,234	6,78,685	4,72,461	4,68,379
Union of South Africa	—	—	—	—	—	13,97,820	12,39,638	11,69,228	13,97,944	12,35,818
Kenya Colony	—	—	—	—	—	..	12,179	2,111	741	55
Other British Possessions	—	—	—	—	—	10,211	7,792	7,289	1,054	2,014
TOTAL BRITISH EMPIRE	—	—	—	—	—	38,80,050	45,31,373	52,01,444	49,82,172	52,01,956
U. S. S. R.—										
Northern	—	—	—	—	—	16,128	1,79,473
Southern	—	—	—	—	—	1,58,962
Germany	—	—	—	—	—	1,61,06,159	1,71,86,220	1,37,16,851	1,36,79,490	1,91,70,561
Netherlands	—	—	—	—	—	67,907	68,712	1,81,992	1,12,496	39,155
Belgium	—	—	—	—	—	74,613	1,09,880	1,04,020	2,01,965	22,084
France	—	—	—	—	—	4,08,358	4,18,153	10,14,067	2,01,409	4,06,307
Spain	—	—	—	—	—	10,23,867	10,42,354	11,06,498	12,20,767	10,57,747
Portugal (including Azores and Madeira)	—	—	—	—	—	8,160	1,715	..
Switzerland	—	—	—	—	—	19,57,357	15,56,343	17,16,170	15,31,418	17,06,662
Italy (including Fiume)	—	—	—	—	—	8,33,528	5,27,336	7,94,054	3,19,798	3,53,672
Czechoslovakia	—	—	—	—	—	5,700	1,45,059	1,14,502
Iraq	—	—	—	—	—	35,990	49,622	49,047	67,520	39,225
Turkey, Asiatic	—	—	—	—	—	..	1,880	23,637	..	1,250
Iran	—	—	—	—	—	13,737	11,210	31,559	17,204	4,367
Sumatra	—	—	—	—	—	1,182	6,105	1,660	..	253
China (excluding Hongkong and Macão)	—	—	—	—	—	17,963	49,146	329	2,475	..
Japan	—	—	—	—	—	79,911	34,811	2,67,839	9,97,232	10,19,349
Egypt	—	—	—	—	—	..	12,200	5,890	2,400	4,764
Canary Islands	—	—	—	—	—	8,318	22,918	34,791	19,377	1,19,863

ARTICLES, AND COUNTRIES OF CONSIGNMENT; ALSO SHARE OF EACH PROVINCE	QUANTITY					VALUE				
	1930-31	1931-32	1932-33	1933-34	1934-35	1930-31	1931-32	1932-33	1933-34	1934-35
Dyeing and Tanning Substances— concluded						R	R	R	R	R
<i>Total value of Dyeing and Tanning substances— continued</i>										
United States of America—										
<i>Via Atlantic Coast</i>	—	—	—	—	—	19,77,202	10,99,859	8,85,818	10,88,520	10,94,521
<i> " Pacific "</i>	—	—	—	—	—	..	54	..	270	256
<i>Other Foreign Countries</i>	—	—	—	—	—	6,008	2,498	7,628	7,781	10,764
TOTAL FOREIGN COUNTRIES	—	—	—	—	—	2,20,20,250	2,22,33,416	1,98,46,545	1,96,28,085	2,55,49,237
Share of Bengal	—	—	—	—	—	29,73,375	20,62,942	25,00,029	23,28,475	22,04,097
<i> " Bombay</i>	—	—	—	—	—	1,65,66,312	1,25,24,744	1,68,12,305	1,64,95,041	2,12,00,661
<i> " Sind</i>	—	—	—	—	—	12,02,908	9,79,152	9,05,818	11,62,980	15,51,321
<i> " Madras</i>	—	—	—	—	—	48,55,352	49,93,727	48,04,512	44,26,500	51,33,476
<i> " Burma</i>	—	—	—	—	—	2,01,858	2,04,224	2,25,028	1,97,201	2,51,573
TOTAL	—	—	—	—	—	2,59,00,300	2,67,64,789	2,50,47,989	2,46,10,257	2,97,51,192
Earthenware and Porce- lain—										
Earthenware—										
Pipes of earthenware (III. H)—										
<i>United Kingdom (including Channel Islands)</i>	1,927	271	568	877	751	19,650	2,974	5,497	4,865	2,106
<i>Other British Possessions</i>	4	4	11	27
TOTAL BRITISH EMPIRE	1,931	271	568	877	755	19,661	2,974	5,497	4,865	2,132
Belgium	1,936	404	102	783	242	9,165	1,812	390	2,289	1,279
Other Foreign Countries	21	..	82	101	15	441	..
TOTAL FOREIGN COUNTRIES	1,936	425	102	865	242	9,165	1,914	405	2,730	1,279
Share of Bengal	2	..	22	..	3	167	..	1,221	..	215
<i> " Bombay</i>	..	12	24	1	237	2,154	24	..
<i> " Sind</i>	621	29	..	25	..	2,129	522	..	1,092	2
<i> " Madras</i>	4	..	6	4	14	17	..	109	151	212
<i> " Burma</i>	2,240	295	577	1,712	1,021	25,509	5,116	2,222	7,222	2,222
TOTAL	2,267	706	665	1,742	1,098	28,826	5,822	5,002	8,595	4,521
Sanitary ware (III. H)—										
<i>United Kingdom (including Channel Islands)</i>	—	—	—	—	—	5,79,227	5,69,166	4,32,261	4,51,616	5,72,663
<i>Other British Possessions</i>	—	—	—	—	—	425	15	1,908	158	..
TOTAL BRITISH EMPIRE	—	—	—	—	—	5,80,262	5,69,181	4,34,269	4,51,778	5,72,663
Germany	—	—	—	—	—	25,472	29,789	69,080	98,001	20,129
Belgium	—	—	—	—	—	2,472	1,709	2,021	2,222	11,222
France	—	—	—	—	—	1,520	26,522	..	98	..
Czechoslovakia	—	—	—	—	—	10,746	2,224	260	1,222	102
Japan	—	—	—	—	—	..	224	4,022	22,222	22,127
United States of America— <i>Via Atlantic Coast</i>	—	—	—	—	—	16,297	..	1,076	420	1,100
Other Foreign Countries	—	—	—	—	—	5,422	5,672	2,222	1,272	9,022
TOTAL FOREIGN COUNTRIES	—	—	—	—	—	72,057	1,26,227	80,261	1,22,660	1,22,222
Share of Bengal	—	—	—	—	—	1,40,002	1,47,240	24,271	1,22,422	1,72,172
<i> " Bombay</i>	—	—	—	—	—	2,24,214	2,20,122	2,20,224	2,27,422	2,12,661
<i> " Sind</i>	—	—	—	—	—	70,072	1,51,222	72,124	21,202	1,10,112
<i> " Madras</i>	—	—	—	—	—	42,027	47,224	60,222	22,009	72,222
<i> " Burma</i>	—	—	—	—	—	62,224	62,722	42,224	24,124	27,212
TOTAL	—	—	—	—	—	6,52,210	7,05,462	5,14,220	5,20,422	7,12,227

No. 10—continued

ARTICLES, AND COUNTRIES OF CONSIGNMENT; ALSO SHARE OF EACH PROVINCE	QUANTITY					VALUE				
	1980-81	1981-82	1982-83	1983-84	1984-85	1980-81	1981-82	1982-83	1983-84	1984-85
						R	R	R	R	R
Earthenware and Porcelain—continued										
Earthenware—continued										
Other kinds (III H)—										
United Kingdom (including Channel Islands)	—	—	—	—	—	9,79,277	7,26,865	6,81,485	6,51,608	6,80,894
Ceylon (excluding Maldives)	—	—	—	—	—	6,521	1,981	2,322	5,250	844
Straits Settlements	—	—	—	—	—	38,588	26,027	33,071	21,108	10,867
Hongkong	—	—	—	—	—	59,331	33,272	37,701	33,868	24,264
Other British Possessions	—	—	—	—	—	535	786	877	202	591
TOTAL BRITISH EMPIRE	—	—	—	—	—	10,70,247	7,89,781	7,55,066	7,12,036	7,16,980
Germany	—	—	—	—	—	1,40,183	1,01,981	89,781	76,110	68,541
Netherlands	—	—	—	—	—	95,147	46,908	6,995	21,372	10,344
Belgium	—	—	—	—	—	1,05,628	36,388	50,313	41,251	16,372
France	—	—	—	—	—	12,625	38,043	9,539	11,379	5,405
Italy (including Fiume)	—	—	—	—	—	35,085	22,408	1,707	2,101	18,134
Austria	—	—	—	—	—	4,525	9,268	3,040	4,925	5,375
Czechoslovakia	—	—	—	—	—	15,932	16,017	5,554	6,010	7,135
China (exclusive of Hongkong and Macao)	—	—	—	—	—	40,293	34,839	25,595	20,001	19,214
Japan	—	—	—	—	—	4,38,999	3,13,636	4,91,566	3,70,927	3,18,059
United States of America— Via Atlantic Coast	—	—	—	—	—	5,945	1,914	3,677	1,369	695
" Pacific "	—	—	—	—	—	1,217	188	1	—	300
Other Foreign Countries	—	—	—	—	—	1,976	2,301	3,447	1,653	1,331
TOTAL FOREIGN COUNTRIES	—	—	—	—	—	8,97,706	6,24,389	6,80,164	5,57,098	3,71,405
Share of Bengal	—	—	—	—	—	5,11,324	3,75,932	3,56,710	3,53,462	3,29,743
" Bombay	—	—	—	—	—	5,54,757	5,11,989	4,28,841	4,15,036	3,92,996
" Sind	—	—	—	—	—	57,183	71,230	33,519	21,576	21,044
" Madras	—	—	—	—	—	2,35,092	1,71,766	1,46,179	1,51,864	1,49,622
" Burma	—	—	—	—	—	5,68,592	2,33,563	4,30,161	3,37,146	1,94,956
TOTAL	—	—	—	—	—	19,76,953	14,14,170	14,44,210	12,69,134	10,88,385
Total value of Earthenware—										
United Kingdom (including Channel Islands)	—	—	—	—	—	15,78,754	13,00,905	11,19,343	11,08,088	12,56,162
Ceylon (excluding Maldives)	—	—	—	—	—	6,919	1,981	4,214	5,250	879
Straits Settlements	—	—	—	—	—	38,593	26,042	33,071	21,266	10,867
Hongkong	—	—	—	—	—	59,331	33,272	37,701	33,868	24,264
Other British Possessions	—	—	—	—	—	573	786	898	202	593
TOTAL BRITISH EMPIRE	—	—	—	—	—	16,79,170	13,62,986	12,94,812	11,68,674	12,02,765
Germany	—	—	—	—	—	1,75,606	1,91,971	1,58,761	1,74,552	1,48,680
Netherlands	—	—	—	—	—	95,713	47,527	8,128	21,372	10,344
Belgium	—	—	—	—	—	1,18,466	39,908	53,724	48,373	23,989
France	—	—	—	—	—	14,205	74,631	9,539	11,477	5,405
Italy (including Fiume)	—	—	—	—	—	35,346	23,712	3,063	2,143	21,763
Austria	—	—	—	—	—	3,163	13,013	3,040	6,255	3,949
Czechoslovakia	—	—	—	—	—	26,678	13,251	5,914	7,258	7,327
China (exclusive of Hongkong and Macao)	—	—	—	—	—	40,293	34,839	25,595	20,001	19,214
Japan	—	—	—	—	—	4,38,999	3,13,980	4,95,616	3,94,540	3,56,205
United States of America— Via Atlantic Coast	—	—	—	—	—	22,243	1,914	4,753	1,369	1,795
" Pacific "	—	—	—	—	—	1,217	188	1	—	300
Other Foreign Countries	—	—	—	—	—	1,999	2,301	1,726	1,653	3,676
TOTAL FOREIGN COUNTRIES	—	—	—	—	—	9,79,928	7,62,590	7,69,920	6,39,438	5,12,646

ARTICLES, AND COUNTRIES OF CONSIGNMENT; ALSO SHARE OF EACH PROVINCE	QUANTITY					VALUE				
	1930-31	1931-32	1932-33	1933-34	1934-35	1930-31	1931-32	1932-33	1933-34	1934-35
						R	R	R	R	R
Earthenware and Porcelain— <i>continued</i>										
Total value of Earthenware— <i>continued</i>										
Share of Bengal	—	—	—	—	—	6,51,499	5,93,172	4,52,862	4,91,900	5,92,241
„ Bombay	—	—	—	—	—	2,79,371	2,02,054	6,70,429	6,32,656	7,06,559
„ Sind	—	—	—	—	—	1,31,002	2,23,803	1,05,653	1,03,980	1,31,160
„ Madras	—	—	—	—	—	2,34,190	2,19,060	2,06,380	2,11,024	2,23,669
„ Burma	—	—	—	—	—	6,53,035	2,57,437	6,22,468	3,55,002	2,36,754
TOTAL	—	—	—	—	—	26,59,098	21,25,526	19,64,782	18,56,162	18,05,418
Porcelain—										
Electrical (III. H)—										
United Kingdom (including Channel Islands)	—	—	—	—	—	47,254	32,888	20,748	14,668	45,276
Other British Possessions	—	—	—	—	—	8	100	1,695
TOTAL BRITISH EMPIRE	—	—	—	—	—	47,262	32,988	20,748	14,668	46,971
Germany	—	—	—	—	—	73,506	65,469	64,108	21,599	38,944
Japan	—	—	—	—	—	85,534	26,800	46,935	23,547	30,219
Other Foreign Countries	—	—	—	—	—	2,580	2,850	2,950	65	1,088
TOTAL FOREIGN COUNTRIES.	—	—	—	—	—	1,11,620	94,639	1,13,991	45,211	70,251
Share of Bengal	—	—	—	—	—	6,451	2,202	1,327	10,897	16,276
„ Bombay	—	—	—	—	—	1,20,220	75,341	77,342	29,851	49,351
„ Sind	—	—	—	—	—	17,015	37,765	39,791	12,981	37,472
„ Madras	—	—	—	—	—	2,648	1,498	9,773	1,958	11,434
„ Burma	—	—	—	—	—	12,488	10,321	5,501	3,752	8,637
TOTAL	—	—	—	—	—	1,58,862	1,27,627	1,34,739	59,879	1,23,222
Other kinds (III. H)—										
United Kingdom (including Channel Islands)	—	—	—	—	—	1,78,762	97,487	86,042	1,00,849	1,41,190
Straits Settlements	—	—	—	—	—	5,741	4,121	1,161	1,880	2,481
Hongkong	—	—	—	—	—	3,765	951	1,314	3,049	11,176
Other British Possessions	—	—	—	—	—	4,521	2,716	2,241	1,802	1,948
TOTAL BRITISH EMPIRE	—	—	—	—	—	1,87,789	1,05,275	90,758	1,07,580	1,56,804
Germany	—	—	—	—	—	87,713	65,891	61,330	30,514	20,806
Netherlands	—	—	—	—	—	10,848	10,349	..	5	24
Belgium	—	—	—	—	—	7,707	5,604	..	85	1,172
France	—	—	—	—	—	5,305	14,551	13,491	5,032	8,563
Italy (including Fiume)	—	—	—	—	—	7,034	12,549	3,117	5	6,956
Czechoslovakia	—	—	—	—	—	27,757	12,220	6,446	82,860	26,400
China (excluding of Hongkong and Macao)	—	—	—	—	—	1,888	20,280	1,037	2,051	1,340
Japan	—	—	—	—	—	16,56,831	13,98,691	20,16,012	21,76,675	22,59,841
United States of America—										
Via Atlantic Coast	—	—	—	—	—	1,043	410	60,535	35,973	1,054
„ Pacific „	—	—	—	—	—	2,467	754	..	72	515
Other Foreign Countries	—	—	—	—	—	1,782	1,497	3,790	3,024	3,879
TOTAL FOREIGN COUNTRIES	—	—	—	—	—	18,10,370	14,77,627	27,65,808	22,89,296	23,39,349

No. 10—continued

ARTICLES AND COUNTRIES OF CONSIGNMENT: ALSO SHARE OF EACH PROVINCE	QUANTITY					VALUE				
	1930-31	1931-32	1932-33	1933-34	1934-35	1930-31	1931-32	1932-33	1933-34	1934-35
	Rs	Rs	Rs	Rs	Rs	Rs	Rs	Rs	Rs	Rs
Earthenware and Porcelain —concluded										
PORCELAIN—contd.										
Other kinds (III, H)—contd.										
Share of Bengal	—	—	—	—	—	4,07,417	3,30,701	4,70,040	3,77,755	4,37,464
" Bombay	—	—	—	—	—	3,55,751	3,03,997	13,32,638	10,66,197	11,61,213
" Sind	—	—	—	—	—	2,53,090	2,27,463	2,32,131	3,33,403	3,30,297
" Madras	—	—	—	—	—	61,586	63,214	1,05,681	1,18,404	75,437
" Burma	—	—	—	—	—	4,20,315	1,97,527	6,08,076	4,51,117	4,91,742
TOTAL	—	—	—	—	—	19,98,159	15,82,902	28,56,568	23,96,876	24,95,158
Total value of Earthenware and Porcelain—										
United Kingdom (including Channel Islands)	—	—	—	—	—	17,99,770	14,30,380	12,26,138	12,23,605	14,42,637
Ceylon (excluding Maldives)	—	—	—	—	—	11,412	4,683	6,253	6,784	2,830
Straits Settlements	—	—	—	—	—	39,334	31,163	34,232	23,146	13,348
Hongkong	—	—	—	—	—	63,096	34,223	39,105	26,917	35,440
Other British Possessions	—	—	—	—	—	609	851	595	470	2,285
TOTAL BRITISH EMPIRE	—	—	—	—	—	19,14,821	15,01,109	13,06,318	12,90,922	14,96,540
Germany	—	—	—	—	—	3,36,325	3,23,221	2,84,107	2,26,665	2,17,430
Netherlands	—	—	—	—	—	1,07,566	57,876	8,188	21,377	10,368
Belgium	—	—	—	—	—	1,26,178	45,512	63,724	48,463	39,429
France	—	—	—	—	—	19,518	90,064	28,080	19,509	13,368
Italy (including Fiume)	—	—	—	—	—	42,399	36,252	6,180	2,148	23,419
Austria	—	—	—	—	—	9,239	13,636	3,043	9,015	10,899
Czechoslovakia	—	—	—	—	—	54,986	30,575	12,360	40,118	33,184
China (exclusive of Hong- kong and Macao)	—	—	—	—	—	42,181	55,119	26,776	22,052	20,554
Japan	—	—	—	—	—	21,31,364	16,74,861	31,58,563	25,94,762	25,52,266
United States of America— Via Atlantic Coast	—	—	—	—	—	25,286	3,718	68,092	37,332	3,311
" Pacific	—	—	—	—	—	3,684	842	1	72	615
Other Foreign Countries	—	—	—	—	—	2,705	3,631	5,565	1,982	5,605
TOTAL FOREIGN COUNTRIES	—	—	—	—	—	29,01,918	23,34,353	36,49,719	30,23,995	29,27,248
Share of Bengal	—	—	—	—	—	10,85,367	7,56,075	9,24,729	8,79,952	9,45,081
" Bombay	—	—	—	—	—	18,55,402	17,41,392	21,40,909	17,76,744	19,17,125
" Sind	—	—	—	—	—	4,01,103	4,39,031	4,27,575	5,01,364	5,07,939
" Madras	—	—	—	—	—	3,98,424	3,63,773	3,21,779	3,31,336	3,15,570
" Burma	—	—	—	—	—	10,95,828	5,55,785	11,41,045	8,23,471	7,37,123
TOTAL	—	—	—	—	—	48,10,139	38,36,055	49,56,037	43,14,917	44,23,728
Electroplated ware (III, D)—										
United Kingdom (including Channel Islands)	—	—	—	—	—	3,31,838	2,88,009	1,98,555	2,58,296	2,12,443
Other British Possessions	—	—	—	—	—	2,426	2,328	2,770	1,349	771
TOTAL BRITISH EMPIRE	—	—	—	—	—	3,34,264	2,90,337	2,01,325	2,59,645	2,13,214
Germany	—	—	—	—	—	12,996	6,695	30,052	4,192	8,386
Italy (including Fiume)	—	—	—	—	—	9,692	910	1,263	76	1,031
Other Foreign Countries	—	—	—	—	—	8,523	5,501	4,376	6,370	8,121
TOTAL FOREIGN COUNTRIES	—	—	—	—	—	31,211	13,106	35,691	11,138	18,053

GENERAL IMPORTS

(118)

No. 10—continued

ARTICLES, AND COUNTRIES OF CONSIGNMENT; ALSO SHARE OF EACH PROVINCE	QUANTITY					VALUE				
	1930-31	1931-32	1932-33	1933-34	1934-35	1930-31	1931-32	1932-33	1933-34	1934-35
Electroplated ware (III. D)— <i>continued</i>						B	B	B	B	B
Share of Bengal	—	—	—	—	—	68,303	48,039	9,753	30,537	15,396
“ Bombay	—	—	—	—	—	1,74,917	1,79,459	1,76,397	1,83,492	1,37,400
“ Sind	—	—	—	—	—	69,179	35,539	10,230	31,247	24,058
“ Madras	—	—	—	—	—	46,028	15,322	14,579	11,594	14,336
“ Burma	—	—	—	—	—	39,101	26,584	21,057	19,923	19,523
TOTAL	—	—	—	—	—	3,05,525	2,99,842	2,32,016	2,70,788	2,31,272
Fireworks (III. U)—	Lbs.	Lbs.	Lbs.	Lbs.	Lbs.					
United Kingdom (including Channel Islands)	152,568	40,215	29,892	30,049	27,963	47,825	27,991	26,500	26,830	22,027
Straits Settlements	1,113	2,945	38,043	369,139	300,129	1,092	800	25,733	1,08,457	61,321
Hongkong	162,908	46,177	122,232	239,674	240,098	75,635	25,424	59,272	76,229	77,213
Other British Possessions	617	1,455	326	338	10	450	742	309	115	60
TOTAL BRITISH EMPIRE	317,206	91,792	250,990	639,100	568,200	1,24,972	66,017	1,11,814	2,11,681	1,90,636
Germany	329,691	217,382	251,322	142,922	299,041	2,54,750	1,52,992	2,52,521	1,05,212	1,52,360
France	22,194	2,744	14,550	21,069	24,752	31,228	4,755	17,021	23,214	21,506
Spain	6,412	1,879	2,294	7,134	27,250	7,511	1,842	1,392	7,755	25,830
Austria	46,230	19,523	2,422	722	..	12,400	5,750	1,398	425	..
Hungary	63,122	7,670	24,292	5,272
China (exclusive of Hongkong and Macao)	1,422,077	759,972	1,359,151	1,729,221	1,057,292	2,35,624	2,11,722	4,22,615	4,21,761	4,79,226
Japan	29,649	25,119	26,924	21,245	22,191	22,622	10,179	12,602	6,517	10,025
Other Foreign Countries	9,044	2,277	226	1,402	150	2,722	2,422	260	1,424	161
TOTAL FOREIGN COUNTRIES	1,939,528	1,026,117	1,768,579	1,925,427	2,046,676	6,99,696	3,95,012	7,09,920	6,26,419	6,99,722
Share of Bengal	141,422	157,076	122,242	122,179	222,677	1,09,094	1,06,941	1,16,641	79,221	79,521
“ Bombay	1,561,920	761,070	1,327,222	1,722,105	1,799,220	4,74,910	2,61,729	5,12,322	5,16,222	5,22,022
“ Sind	22,222	24,222	20,222	12,221	12,222	12,221	25,222	22,222	12,220	12,222
“ Madras	352,191	127,012	217,220	229,222	479,222	1,21,220	21,222	1,22,122	1,22,220	1,22,222
“ Burma	122,722	22,220	60,122	111,407	112,222	69,220	12,222	27,220	22,221	22,222
TOTAL	2,222,744	1,127,909	2,019,272	2,222,222	2,222,222	2,22,222	4,22,222	2,22,222	2,22,222	2,22,222
Fish (excluding canned fish)— <i>Fish, dry, unskinned (I. A)—</i>	Cwts.	Cwts.	Cwts.	Cwts.	Cwts.					
Ceylon (excluding Maldives)	922	1,200	807	242	622	9,224	16,242	12,040	6,222	4,999
Straits Settlements	164	129	215	222	272	7,222	6,205	7,272	10,222	14,222
Hongkong	997	722	544	292	261	54,214	22,279	16,271	16,221	14,007
Other British Possessions	744	672	16	27	61	2,590	2,172	765	729	2,611
TOTAL BRITISH EMPIRE	2,227	2,229	1,622	1,560	1,222	75,610	24,602	26,742	24,220	27,222
Mascat Territory and Trucial Oman	4,222	1,272	122	49	67	15,097	6,129	1,222	607	272
Iran	269	2,220	1,717	1,422	124	2,224	9,227	5,502	2,029	1,222
China (exclusive of Hongkong and Macao)	217	111	74	159	145	11,225	5,562	4,904	2,222	7,490
Japan	1,092	292	2	120	902	75,901	21,407	26	6,224	41,721
Other Foreign Countries	42	24	212	621	1,617	224	167	621	2,020	2,522
TOTAL FOREIGN COUNTRIES	6,447	4,722	2,142	2,401	2,916	1,07,701	42,642	12,221	21,224	55,551

No. 10—continued

ARTICLES, AND COUNTRIES OF CONSIGNMENT; ALSO SHARE OF EACH PROVINCE	QUANTITY					VALUE				
	1930-31	1931-32	1932-33	1933-34	1934-35	1930-31	1931-32	1932-33	1933-34	1934-35
Fish (excluding canned fish)— continued										
Fish dry, unsalted (I. A)— continued										
	Cwts.	Cwts.	Cwts.	Cwts.	Cwts.	Rs.	Rs.	Rs.	Rs.	Rs.
Share of Bengal	3	..	4	5	176	154	..	296	80	1,718
" Bombay	843	2,167	127	45	75	4,999	10,420	1,084	934	1,261
" Sind	7	31	71	206	9	168	538	1,036	475	146
" Madras	5,989	4,082	2,749	2,731	2,261	27,035	24,727	16,936	11,247	8,492
" Burma	2,472	1,432	833	974	1,737	1,50,955	61,566	29,112	42,898	31,176
TOTAL	9,314	7,672	8,784	3,961	4,249	1,83,311	97,250	49,099	55,634	92,762
Fish, dry, salted (I. A)—										
	Cwts.	Cwts.	Cwts.	Cwts.	Cwts.					
United Kingdom (including Obanell Islands)	346	30	543	68	13	2,055	1,333	6,406	1,019	436
Straits Settlements	55,492	30,426	35,335	40,081	44,366	16,23,225	7,59,408	3,70,366	2,81,946	10,86,840
Other British Possessions	246	902	88	13	9	2,885	5,993	858	310	101
TOTAL BRITISH EMPIRE	56,084	31,358	35,961	40,162	44,389	16,23,165	7,66,732	3,78,180	2,83,275	10,87,427
Maskat Territory and Tru- cial Oman	16,360	26,308	17,341	472	843	2,31,189	1,78,792	1,43,682	3,288	5,764
Other Native States in Arabia	522	3,342	1,513	140	11	9,587	18,186	11,402	1,280	92
Iran	1,827	2,296	1,805	130	30	84,427	18,738	13,236	1,287	291
Other Foreign Countries	428	291	23	85	85	5,399	4,207	273	2,071	1,739
TOTAL FOREIGN COUNTRIES	19,136	32,232	20,632	877	969	2,80,602	2,14,923	1,65,543	6,026	7,936
Share of Bengal	89	389	100	137	15	1,766	4,410	2,015	1,514	184
" Bombay	18,103	31,107	20,558	656	737	2,64,476	2,03,250	1,66,244	4,334	4,711
" Sind	737	453	341	60	167	11,394	3,701	2,417	884	1,522
" Madras	950	1,304	210	13	8	3,381	9,337	1,997	170	154
" Burma	55,231	30,457	35,376	40,163	44,945	16,32,350	7,60,357	3,73,000	2,84,199	10,38,762
TOTAL	75,220	63,600	56,643	41,039	45,862	19,08,767	9,81,655	10,46,673	9,01,301	10,95,363
Fishmats and Sharkfins (I. A)—										
	Cwts.	Cwts.	Cwts.	Cwts.	Cwts.					
Bahrain Islands	241	207	63	27	39	3,349	5,198	794	129	153
Other British Possessions	31	23	12	16	33	4,000	2,543	2,343	2,138	7,904
TOTAL BRITISH EMPIRE	272	230	80	43	122	7,349	7,741	3,142	2,267	8,057
Maskat Territory and Tru- cial Oman	2,553	4,517	3,349	4,871	2,538	23,344	50,500	20,238	20,607	10,063
Other Native States in Arabia	513	3,042	2,994	1,202	2,138	6,132	31,575	18,601	4,106	7,266
Other Foreign Countries	256	216	247	11	87	3,102	3,588	2,745	81	2,988
TOTAL FOREIGN COUNTRIES	3,327	7,775	6,690	6,084	4,763	33,078	85,663	41,634	24,794	20,357
Share of Bengal	137	6,166
" Bombay	3,570	7,995	6,756	6,111	4,730	36,447	90,999	42,338	24,923	15,918
" Sind	1	..	2	15	..	29
" Madras	7	4	143	90
" Burma	21	15	13	16	14	3,317	2,405	2,359	2,138	2,720
TOTAL	3,599	8,010	6,770	6,127	4,885	40,427	93,404	44,776	27,061	28,914

ARTICLES, AND COUNTRIES OF CONSIGNMENT, ALSO SHARE OF EACH PROVINCE	QUANTITY					VALUE				
	1930-31	1931-32	1932-33	1933-34	1934-35	1930-31	1931-32	1932-33	1933-34	1934-35
Fish (excluding canned fish) continued						B	B	B	B	B
Fish, wet, salted (ngapi) (I. A.)	Cwts.	Cwts.	Cwts.	Cwts.	Cwts.					
United Kingdom (including Channel Islands)	3,194	..	111	401	3	27,436	..	361	2,131	100
Straits Settlements	10,986	5,387	8,734	4,538	7,790	91,425	32,664	52,287	25,366	51,993
Hongkong	467	348	387	533	469	3,863	2,478	2,600	5,046	5,593
Other British Possessions	18
TOTAL BRITISH EMPIRE	14,647	5,630	9,232	5,472	8,271	1,22,728	35,142	55,266	33,148	57,686
Maskat Territory and Trucial Oman	..	121	18,191	31,242	14,010	..	1,119	67,570	1,89,968	1,32,159
Other Native States in Arabia	3,634	11,814	15,044	15,456	74,010	1,23,105
Other Foreign Countries	112	25	83	337	267	523	196	645	2,324	1,686
TOTAL FOREIGN COUNTRIES	112	146	14,958	43,393	31,121	523	1,315	83,671	2,66,302	2,46,950
Share of Bengal	3	2	26	76	50
" Bombay	10	..	14,045	49,602	26,805	40	..	78,196	2,42,326	2,08,559
" Sind	..	126	426	343	439	5	1,179	3,237	3,223	8,300
" Madras	595	3,330	3,319	2,538	21,951	29,455
" Burma	14,749	5,650	9,124	5,092	3,227	1,23,478	35,278	54,917	31,269	58,112
TOTAL	14,759	5,776	24,190	48,805	39,392	1,23,540	36,457	1,38,937	2,99,445	3,04,636
Fish other sorts (I. A.)—	Cwts.	Cwts.	Cwts.	Cwts.	Cwts.					
United Kingdom (including Channel Islands)	1,787	2,015	1,978	2,344	2,077	1,20,286	1,01,218	77,183	1,22,776	1,28,424
Other British Possessions	1	181	36	93	31	111	3,256	1,512	3,727	1,863
TOTAL BRITISH EMPIRE	1,788	2,196	1,914	2,437	2,108	1,20,397	1,04,474	78,695	1,26,503	1,30,287
Japan	244	642	268	137	162	9,433	25,852	7,701	4,812	4,090
Other Foreign Countries	1	47	5	4	14	200	3,070	353	378	762
TOTAL FOREIGN COUNTRIES	245	689	274	191	176	9,633	28,922	8,054	5,190	4,852
Share of Bengal	1,328	1,723	573	1,133	962	32,018	66,736	28,663	51,041	54,640
" Bombay	318	372	413	679	709	17,150	13,947	20,368	37,291	39,624
" Sind	60	133	245	453	303	3,695	7,185	12,482	22,591	16,781
" Madras	57	298	14	13	..	4,162	16,341	806	737	..
" Burma	270	304	330	280	310	22,057	25,137	24,455	20,028	25,094
TOTAL	2,033	2,836	1,566	2,617	2,234	1,30,080	1,38,396	86,749	1,31,688	1,35,139
Total fish (excluding canned fish)—	Cwts.	Cwts.	Cwts.	Cwts.	Cwts.					
United Kingdom (including Channel Islands)	5,575	2,065	1,936	2,322	2,163	1,51,035	1,03,070	84,363	1,26,348	1,33,139
Aden and Dependencies	611	1,068	50	3,435	5,557	320
Bahrain Islands	247	225	78	27	43	3,444	5,239	1,185	132	199
Ceylon (excluding Maldives)	1,088	1,876	901	852	649	10,916	21,170	12,347	6,399	5,478
Straits Settlements	66,647	35,845	44,288	44,903	53,039	17,22,757	7,98,481	9,20,672	10,18,069	11,53,722
Hongkong	1,437	1,151	944	946	744	62,469	38,298	21,608	24,672	23,091
Other British Possessions	8	23	32	113	39	183	1,826	1,186	3,048	5,070
TOTAL BRITISH EMPIRE	75,658	42,268	48,239	49,668	56,727	19,54,244	9,68,691	10,51,981	11,79,568	13,20,999

No. 10—continued

ARTICLES, AND COUNTRIES OF CONSIGNMENT; ALSO SHARE OF EACH PROVINCE	QUANTITY					VALUE				
	1930-31	1931-32	1932-33	1933-34	1934-35	1930-31	1931-32	1932-33	1933-34	1934-35
Fish (excluding canned fish)— concluded										
Total Fish (excluding canned fish)—continued	Cwts.	Cwts.	Cwts.	Cwts.	Cwts.	R	R	R	R	R
Maskat Territory and Trucial Oman	28,136	32,316	35,017	36,634	18,358	2,70,130	2,31,550	2,32,778	2,14,570	1,38,861
Other Native States in Arabia	1,081	6,401	7,191	13,787	18,717	15,874	49,881	45,459	81,480	1,32,557
Iran	2,720	5,194	3,523	1,928	440	39,169	29,582	18,748	6,304	4,254
China (exclusive of Hongkong and Macao)	278	134	80	170	176	11,937	5,324	5,016	8,704	7,792
Japan	1,370	1,055	234	329	1,234	86,971	47,669	7,874	12,008	49,619
Other Foreign Countries	682	525	652	98	1,021	7,807	10,045	4,383	2,485	3,063
TOTAL FOREIGN COUNTRIES	29,267	45,625	44,746	52,946	39,945	4,31,687	3,73,471	3,14,253	3,25,561	3,36,146
Share of Bengal	1,400	1,997	742	1,326	1,393	33,961	71,196	30,319	52,711	62,748
„ Bombay	22,934	41,641	41,902	42,004	38,047	3,22,112	3,23,616	3,11,479	3,11,308	2,73,173
„ Sind	795	733	1,088	1,077	918	16,777	12,603	19,311	26,473	25,669
„ Madras	7,003	5,664	3,568	3,533	6,032	39,726	50,005	22,321	34,105	38,191
„ Burma	72,793	37,848	45,875	46,530	55,333	19,23,555	8,84,742	9,82,374	10,80,532	12,56,864
TOTAL	104,926	87,838	92,975	102,609	96,672	23,86,131	13,42,162	13,66,234	15,05,129	16,56,845
Fodder, Bran, and Pollards (excluding oil-cake) (II. C)—	Cwts.	Cwts.	Cwts.	Cwts.	Cwts.					
United Kingdom (including Channel Islands)	1,320	354	10,406	3,950
Union of South Africa	1,510	24	6,654	60
Commonwealth of Australia	49,949	50,188	31,048	14,665	37,835	1,95,011	1,60,475	1,20,588	56,839	1,30,647
Other British Possessions	374	870	744	56	3	2,830	3,208	3,379	434	14
TOTAL BRITISH EMPIRE	51,832	51,058	31,792	16,047	37,716	2,04,501	1,63,743	1,23,967	67,679	1,34,671
TOTAL FOREIGN COUNTRIES	47	76	4	115	23	208	856	30	641	61
Share of Bengal	31,035	32,993	20,326	1,733	18,165	1,23,373	68,613	78,262	7,407	72,343
„ Bombay	19,337	26,502	10,376	13,428	14,514	70,632	36,388	38,141	34,020	57,667
„ Sind	..	1	..	5	3	5	296	..
„ Madras	931	1,221	794	716	555	7,057	7,155	5,377	4,972	3,553
„ Burma	537	417	401	290	505	3,642	1,940	2,372	1,826	1,269
TOTAL	51,899	51,134	31,796	16,162	37,739	2,04,709	1,64,099	1,23,997	68,320	1,34,732
Fruits and Vegetables— Fresh Fruits and Vegetables—										
Fresh fruits—	No.	No.	No.	No.	No.					
Coconuts (I. B)—										
Maldives	2,141,100	2,105,360	1,288,000	1,858,350	2,162,040	62,332	41,849	82,200	51,673	34,076
Ceylon (excluding Maldives)	406,798	2,657,305	7,082,305	2,310,302	7,627,308	19,822	1,09,638	2,71,898	65,532	2,23,869
Straits Settlements	7,287,214	6,836,353	9,013,447	9,513,992	9,325,801	6,99,360	4,75,816	5,76,569	5,41,213	4,37,273
Other British Possessions	331	650	48	130	..	23	49	5	5	..
TOTAL BRITISH EMPIRE	9,835,443	11,699,668	17,384,300	13,691,774	19,015,149	7,87,443	6,27,352	8,89,661	6,58,430	6,94,723

ARTICLES, AND COUNTRIES OF CONSIGNMENT; ALSO SHARE OF EACH PROVINCE	QUANTITY					VALUE				
	1930-31	1931-32	1932-33	1933-34	1934-35	1930-31	1931-32	1932-33	1933-34	1934-35
Fruits and Vegetables—continued						R	R	R	R	R
<i>Fresh fruits and Vegetables—continued</i>	No.	No.	No.	No.	No.					
<i>Fresh fruits—continued</i>										
Coconuts (I. B.)—contd.										
Slam	58,000	1,600	450	500	..	5,840	168	47	82	..
Other Foreign Countries	58	22	24	..	300	7	2	1	..	10
TOTAL FOREIGN COUNTRIES.	58,058	1,622	474	500	300	5,847	170	48	82	10
<i>Share of Bengal</i>	<i>2,096,650</i>	<i>2,166,060</i>	<i>1,228,000</i>	<i>1,340,760</i>	<i>2,167,240</i>	<i>67,766</i>	<i>41,669</i>	<i>32,200</i>	<i>51,541</i>	<i>34,038</i>
„ <i>Bombay</i>	<i>238</i>	<i>7,293</i>	<i>78</i>	<i>2,940</i>	<i>910,087</i>	<i>30</i>	<i>455</i>	<i>6</i>	<i>124</i>	<i>38,503</i>
„ <i>Sind</i>	<i>300</i>	<i>3,290</i>	<i>7,700</i>	<i>130</i>	<i>100</i>	<i>21</i>	<i>131</i>	<i>246</i>	<i>5</i>	<i>6</i>
„ <i>Madras</i>	<i>451,221</i>	<i>2,071,140</i>	<i>7,075,005</i>	<i>2,334,192</i>	<i>6,685,671</i>	<i>20,303</i>	<i>1,05,992</i>	<i>2,71,649</i>	<i>65,566</i>	<i>1,38,073</i>
„ <i>Burma</i>	<i>7,345,027</i>	<i>6,843,507</i>	<i>9,012,997</i>	<i>9,514,262</i>	<i>9,322,451</i>	<i>7,05,170</i>	<i>4,76,375</i>	<i>5,76,608</i>	<i>5,41,226</i>	<i>4,37,113</i>
TOTAL	9,893,496	11,691,290	17,364,774	13,692,274	19,015,449	7,93,290	6,27,522	8,80,709	6,58,462	6,94,753
Others (I. B.)—										
United Kingdom (including Channel Islands)	—	—	—	—	—	76,045	51,005	35,368	18,382	20,767
Palestine	—	—	—	—	—	24,268	24,106	34,807	18,069	19,323
Ceylon (excluding Maldives)	—	—	—	—	—	1,34,643	92,537	93,412	89,782	82,356
Straits Settlements	—	—	—	—	—	99,023	58,363	68,751	47,703	42,434
Hongkong	—	—	—	—	—	4,344	9,658	1,298	2,647	4,350
Union of South Africa	—	—	—	—	—	29,796	27,949	30,552	39,859	56,870
Commonwealth of Australia	—	—	—	—	—	11,771	21,148	41,335	51,607	75,942
Other British Possessions	—	—	—	—	—	2,598	2,345	7,346	4,990	2,715
TOTAL BRITISH EMPIRE	—	—	—	—	—	3,82,483	2,37,111	3,32,864	2,73,039	3,04,767
France	—	—	—	—	—	22,515	14,230	19,649	12,457	9,057
Spain	—	—	—	—	—	7,368	7,558	635	928	751
Italy (including Fiume)	—	—	—	—	—	3,371	1,629	1,482	6,782	7,001
Mascat Territory and Trucial Oman	—	—	—	—	—	41,485	34,414	21,077	15,734	24,450
China (exclusive of Hongkong and Macao)	—	—	—	—	—	8,857	11,617	15,368	14,167	13,195
Japan	—	—	—	—	—	33,169	48,042	1,82,464	2,23,721	1,72,354
Egypt	—	—	—	—	—	14,383	18,328	15,718	13,398	13,215
Portuguese East Africa	—	—	—	—	—	841	7,923	9,105	3,014	1,679
United States of America—Via Atlantic Coast	—	—	—	—	—	27,984	1,14,124	1,47,620	67,867	88,683
„ <i>Pacific</i>	—	—	—	—	—	2,46,991	3,80,546	2,23,168	2,25,421	4,04,623
Other Foreign Countries	—	—	—	—	—	3,325	3,701	4,974	3,392	9,685
TOTAL FOREIGN COUNTRIES.	—	—	—	—	—	4,10,234	6,42,112	6,52,308	5,86,881	8,04,698
<i>Share of Bengal</i>	<i>—</i>	<i>—</i>	<i>—</i>	<i>—</i>	<i>—</i>	<i>2,30,021</i>	<i>3,30,364</i>	<i>3,15,299</i>	<i>2,48,433</i>	<i>3,57,330</i>
„ <i>Bombay</i>	<i>—</i>	<i>—</i>	<i>—</i>	<i>—</i>	<i>—</i>	<i>1,44,695</i>	<i>1,62,358</i>	<i>2,78,339</i>	<i>2,52,336</i>	<i>2,97,495</i>
„ <i>Sind</i>	<i>—</i>	<i>—</i>	<i>—</i>	<i>—</i>	<i>—</i>	<i>3,390</i>	<i>3,039</i>	<i>6,851</i>	<i>5,715</i>	<i>6,391</i>
„ <i>Madras</i>	<i>—</i>	<i>—</i>	<i>—</i>	<i>—</i>	<i>—</i>	<i>1,32,098</i>	<i>1,15,829</i>	<i>1,06,014</i>	<i>1,16,981</i>	<i>1,67,401</i>
„ <i>Burma</i>	<i>—</i>	<i>—</i>	<i>—</i>	<i>—</i>	<i>—</i>	<i>2,91,513</i>	<i>2,26,143</i>	<i>2,78,016</i>	<i>2,35,995</i>	<i>2,30,733</i>
TOTAL	—	—	—	—	—	7,92,717	9,29,223	9,85,069	8,59,920	11,09,455
Fresh vegetables of all kinds (I. B.)—										
Malta and Gozo	—	—	—	—	—	23,844
Ceylon (excluding Maldives)	—	—	—	—	—	6,616	2,886	1,347	4,190	4,075
Straits Settlements	—	—	—	—	—	2,288	5,640	5,644	4,540	3,351
Hongkong	—	—	—	—	—	5,569	6,017	3,735	2,395	1,350
Kenya Colony	—	—	—	—	—	63,241	82,769	1,14,708	36,042	55,836
Other British Possessions	—	—	—	—	—	3,837	1,229	1,696	1,078	3,426
TOTAL BRITISH EMPIRE	—	—	—	—	—	81,501	98,071	1,27,130	48,845	91,882

No. 10—continued

ARTICLES, AND COUNTRIES OF CONSIGNMENT; ALSO SHARE OF EACH PROVINCE	QUANTITY					VALUE				
	1930-31	1931-32	1932-33	1933-34	1934-35	1930-31	1931-32	1932-33	1933-34	1934-35
Fruits and Vegetables—continued						R	R	R	R	R
Fresh Fruits and Vegetables—continued										
Fresh vegetables of all kinds (L. B)—contd.										
Italy (including Fiume)	—	—	—	—	—	13,15,751	9,57,251	12,24,118	11,68,615	11,31,390
Austria	—	—	—	—	—	16,612	568	200
Japan	—	—	—	—	—	..	108	18	..	1,06,001
Egypt	—	—	—	—	—	65,931	49,994	..	91,050	5,281
Other Foreign Countries	—	—	—	—	—	859	505	304	992	324
TOTAL FOREIGN COUNTRIES.	—	—	—	—	—	13,99,153	10,03,426	12,24,635	12,58,657	13,32,005
Share of Bengal	—	—	—	—	—	1,309	133	45	3,504	332
„ Bombay	—	—	—	—	—	10,00,477	7,61,945	10,03,490	7,71,772	10,64,607
„ Sind	—	—	—	—	—	3,28,994	2,85,138	3,28,449	4,32,494	3,51,471
„ Madras	—	—	—	—	—	6,636	2,769	5,092	4,177	3,914
„ Burma	—	—	—	—	—	72,743	55,512	2,639	95,855	13,513
TOTAL	—	—	—	—	—	14,80,654	11,06,497	18,51,765	13,07,502	14,23,837
Total value of Fresh Fruits and Vegetables—										
United Kingdom (including Channel Islands)	—	—	—	—	—	79,661	52,021	35,719	18,518	21,457
Malta and Gozo	—	—	—	—	—	23,844
Palestine	—	—	—	—	—	24,268	24,106	34,807	18,069	19,323
Maldives	—	—	—	—	—	63,232	41,849	32,200	51,673	34,076
Ceylon (excluding Maldives)	—	—	—	—	—	1,61,081	2,04,561	3,06,657	1,59,511	3,09,800
Straits Settlements	—	—	—	—	—	8,00,627	5,39,319	6,70,953	5,03,456	4,83,063
Hongkong	—	—	—	—	—	9,913	15,975	5,028	5,042	5,700
Union of South Africa	—	—	—	—	—	29,796	23,150	30,793	40,186	57,376
Kenya Colony	—	—	—	—	—	64,794	83,257	1,15,966	37,521	57,507
Commonwealth of Australia	—	—	—	—	—	11,993	21,150	41,335	51,648	75,972
Other British Possessions	—	—	—	—	—	1,082	1,946	7,192	4,690	2,744
TOTAL BRITISH EMPIRE	—	—	—	—	—	12,51,427	10,12,584	13,40,655	9,30,314	10,91,362
France	—	—	—	—	—	22,526	14,230	19,649	12,457	9,057
Spain	—	—	—	—	—	7,363	7,558	635	933	751
Italy (including Fiume)	—	—	—	—	—	13,19,122	9,58,680	12,25,545	11,78,397	11,38,400
Austria	—	—	—	—	—	16,612	575	2,798	59	..
Maskat Territory and Trucial Oman	—	—	—	—	—	41,435	34,414	21,079	15,739	24,450
Siam	—	—	—	—	—	5,903	5,210	112	67	48
China (exclusive of Hongkong and Macao)	—	—	—	—	—	8,976	11,655	15,403	14,943	13,317
Japan	—	—	—	—	—	33,169	43,151	1,33,432	2,23,721	3,07,355
Egypt	—	—	—	—	—	30,314	63,322	15,713	1,04,443	13,496
Portuguese East Africa	—	—	—	—	—	841	7,923	9,105	3,014	1,679
United States of America—										
Via Atlantic Coast	—	—	—	—	—	27,934	1,14,124	1,47,620	67,857	33,753
„ Pacific „	—	—	—	—	—	2,47,163	3,30,386	2,33,351	2,25,545	4,64,623
Other Foreign Countries	—	—	—	—	—	3,326	3,730	1,336	3,334	9,724
TOTAL FOREIGN COUNTRIES.	—	—	—	—	—	18,15,234	16,50,703	18,76,338	13,45,570	21,36,713

ARTICLES, AND COUNTRIES OF CONSIGNMENT; ALSO SHARE OF EACH PROVINCE	QUANTITY					VALUE				
	1930-31	1931-32	1932-33	1933-34	1934-35	1930-31	1931-32	1932-33	1933-34	1934-35
Fruits and Vegetables—continued						R	R	R	R	R
Fresh Fruits and Vegetables—concluded										
Total value of Fresh Fruits and Vegetables—continued										
Share of Bengal	—	—	—	—	—	2,32,398	3,62,556	3,47,544	3,03,473	3,21,800
„ Bombay	—	—	—	—	—	11,45,203	9,35,733	12,87,336	10,34,732	12,07,605
„ Sind	—	—	—	—	—	4,02,405	2,89,303	3,35,546	4,33,214	3,57,333
„ Madras	—	—	—	—	—	1,60,027	2,27,500	3,32,755	1,86,724	3,39,333
„ Burma	—	—	—	—	—	10,69,431	8,33,030	8,64,313	8,72,688	7,31,414
TOTAL	—	—	—	—	—	30,66,861	26,68,242	32,17,548	26,36,834	32,28,075
Fruits and Vegetables; dried, salted, or preserved, not being canned or bottled—										
Almonds (L. B)—										
United Kingdom (including Channel Islands)	9	7	5	5	4	19,714	18,986	12,687	13,860	9,473
Cyprus	43	439	14,675	1,62,340
Aden and Dependencies	7	13	3	15	13	7,121	11,859	3,014	16,987	11,487
Other British Possessions	3	2	1	1	3,182	3,642	3,947	2,117	2,042
TOTAL BRITISH EMPIRE	16	22	10	64	457	30,017	34,437	19,648	47,639	1,66,351
U. S. S. R.—										
Southern	9	14,220
Belgium	10	5,670
France	193	468	276	163	252	1,17,237	2,45,425	1,54,102	1,02,602	1,25,417
Spain	310	725	632	382	715	2,07,824	3,77,049	3,35,902	1,95,016	3,64,818
Italy (including Fiume)	2,576	829	379	1,591	1,403	14,50,321	5,13,850	5,23,552	3,42,332	6,53,374
Greece (including Crete)	59	37	339	240	87	42,750	15,410	1,66,160	1,36,679	63,431
Syria	100	10	..	52,522	2,307
Turkey Asiatic	274	96,293
Turkey European	10	96	3,308	35,360
Mascat Territory and Trucial Oman	1	6	421	7,561	3	182	..
Iraq	299	22	14	12	91	4,71,295	29,703	12,776	4,514	17,640
Iran	823	303	727	757	950	3,30,350	3,33,231	5,53,357	3,64,359	4,66,677
Egypt	66	10	12	62	17	32,791	5,580	5,450	22,934
United States of America—										
Via Atlantic	20	14	9,769
„ Pacific	101	187	181
Other Foreign Countries	10	1	..	2	30	3,365	1,900	..	512
TOTAL FOREIGN COUNTRIES	4,275	3,131	2,873	3,197	3,992	31,34,479	21,16,959	17,97,533	16,74,749	18,54,373
Share of Bengal	392	331	306	234	262	2,47,320	1,33,345	1,69,413	1,33,321	1,36,195
„ Bombay	3,316	2,336	3,559	2,973	3,993	23,93,975	19,23,683	16,36,363	15,53,223	18,34,970
„ Sind	74	23	17	19	163	51,062	13,353	6,363	4,440	42,623
„ Madras	9	7	6	9	10	13,303	17,301	12,970	13,953	20,233
„ Burma	1	..	1	1	3,331	3,165	2,662	2,545	2,997
TOTAL	4,291	3,203	3,888	3,231	4,419	32,14,496	21,51,426	18,17,181	17,22,838	20,39,724
Currants and raisins (L. B)—										
United Kingdom (including Channel Islands)	7	10	7	15	16	9,423	11,275	9,230	13,095	9,344
Cyprus	78	3	13,331	67
Straits Settlements	15	2	3,537	1,191	27	45	1
Commonwealth of Australia	16	23	13	34	64	9,014	13,671	12,653	17,323	23,477
Other British Possessions	2	1	1	5	2	1,577	1,637	1,232	1,523	1,010
TOTAL BRITISH EMPIRE	40	41	26	132	85	23,006	29,824	23,147	44,367	37,051

No. 10—continued

ARTICLES, AND COUNTRIES OF CONSIGNMENT; ALSO SHARE OF EACH PROVINCE	QUANTITY					VALUE				
	1930-31	1931-32	1932-33	1933-34	1934-35	1930-31	1931-32	1932-33	1933-34	1934-35
Fruits and Vegetables—continued						R	R	R	R	R
<i>Fruits and Vegetables; dried, salted, or preserved, not being canned or bottled—continued</i>										
Currents and raisins (I. B)— continued	Tons	Tons	Tons	Tons	Tons					
Italy	9	5	5	4	18	2,887	2,469	2,302	1,016	5,046
Greece (including Crete)	50	36	32	25	11	21,962	20,618	15,782	12,606	5,404
Iraq	27	22	2	87	184	11,111	2,568	550	21,696	20,446
Iran	994	999	816	638	715	2,82,022	2,19,062	1,03,575	91,886	96,332
United States of America— Via Atlantic Coast	1	9	..	192	345	1,134	1,890	276
" Pacific "	5	10	4	3	8	2,579	8,239	3,488	2,642	4,837
Other Foreign Countries	13	4	17	17	9	8,530	3,922	6,307	8,909	5,371
TOTAL FOREIGN COUNTRIES.	1,098	1,076	577	783	940	2,80,138	2,57,228	1,33,228	1,41,045	1,37,762
Share of Bengal	26	16	28	26	22	13,895	9,279	14,033	12,959	12,817
" Bombay	992	1,026	540	851	921	9,50,266	2,45,533	1,21,524	1,53,040	1,36,664
" Sind	34	50	24	21	42	20,022	9,166	5,574	6,334	8,621
" Madras	13	12	12	12	18	7,945	10,343	10,149	7,488	10,345
" Burma	24	15	1	6	12	16,612	12,227	4,440	5,591	6,069
TOTAL	1,138	1,117	603	915	1,025	3,08,739	2,87,047	1,56,375	1,85,412	1,74,776
Dates (I. B)—	Tons	Tons	Tons	Tons	Tons					
United Kingdom (including Channel Islands)	7	..	1	51	39	1,414	817	324	5,194
Bahrain Islands	758	1,080	1,680	1,024	1,656	1,38,022	1,58,583	2,39,099	1,01,140	1,68,453
Ceylon (excluding Maldives)	45	18	1	51	..	5,409	2,876	235	6,496	88
Other British Possessions	22	19	29	41	49	5,778	3,282	5,580	5,757	8,140
TOTAL BRITISH EMPIRE	823	1,074	1,710	1,117	1,756	1,47,248	1,66,105	2,45,731	1,13,717	1,81,875
Turkey, Asiatic	14	11	37	1,278	857	1,489	1,758	3,641	77,692	38,078
Maskat Territory and Trucial Oman	6,068	8,311	7,138	7,909	9,002	14,08,790	16,39,771	12,96,856	10,91,902	11,12,936
Other Native States in Arabia	182	170	43	1,189	1,757	31,627	30,600	7,926	1,30,284	1,84,715
Iraq	45,221	41,451	37,345	25,715	46,823	44,79,475	40,13,517	32,59,539	20,23,037	36,20,520
Iran	3,204	3,485	1,821	1,819	2,323	4,22,662	4,92,942	2,27,387	1,55,635	1,80,176
Java	35	3,195
Other Foreign Countries	38	30	41	18	8	5,454	4,623	6,823	3,390	1,545
TOTAL FOREIGN COUNTRIES.	54,723	58,513	46,425	37,928	63,775	63,49,438	61,91,406	48,02,232	34,81,940	51,38,020
Share of Bengal	670	1,003	678	516	921	1,67,599	1,34,534	1,07,535	68,665	1,14,619
" Bombay	34,065	31,905	26,633	22,043	33,549	45,67,795	44,39,760	33,98,032	24,42,526	37,32,836
" Sind	12,130	19,069	17,907	14,561	30,897	15,44,530	14,89,733	13,86,198	9,39,960	13,24,912
" Madras	2,635	2,807	2,316	1,910	2,140	2,29,727	2,32,471	2,30,735	1,40,350	1,39,461
" Burma	46	3	46	13	24	6,675	1,023	6,463	3,166	3,026
TOTAL	55,545	54,567	48,135	39,045	62,531	64,96,736	63,57,511	50,47,963	35,95,657	53,19,904

GENERAL IMPORTS

(126)

No. 10—continued

ARTICLES AND COUNTRIES OF CONSIGNMENT; ALSO SHARE OF EACH PROVINCE	QUANTITY					VALUE				
	1930-31	1931-32	1932-33	1933-34	1934-35	1930-31	1931-32	1932-33	1933-34	1934
	Tons	Tons	Tons	Tons	Tons	R	R	R	R	R
Fruits and Vegetables—continued										
<i>Fruits and Vegetables; dried, salted, or preserved, not being canned or bottled—continued</i>										
Other sorts (I. B)—										
United Kingdom (including Channel Islands)	16	39	15	18	21	25,114	34,885	17,070	20,444	19,493
Ceylon (excluding Maldives)	147	148	49	23	23	17,645	23,964	8,425	4,685	4,669
Straits Settlements	527	497	1,342	801	237	1,04,652	1,08,892	1,83,508	1,36,418	69,363
Hongkong	468	352	403	334	331	3,20,487	1,43,127	1,47,223	1,32,337	1,60,000
Union of South Africa	1	358	359	160	27	50	97,727
Kenya Colony	273	433	353	102	1,191	26,182	46,541	24,385	7,576	1,27,633
Commonwealth of Australia	20	13	8	13	13	11,004	9,233	7,949	11,602	8,166
Other British Possessions	..	12	1	49	60	1,226	2,853	18,547	3,214	7,100
TOTAL BRITISH EMPIRE	1,452	1,464	2,071	1,340	2,784	5,06,669	3,69,735	4,11,237	3,16,356	4,34,236
Netherlands	78	2	7,269	..	1	78	437
France	5	1	6	3	3	3,035	3,062	6,022	13,536	13,784
Italy (including Fiume)	176	393	792	57	31	56,946	1,64,267	1,51,280	18,865	20,676
Greece (including Crete)	239	251	673	306	442	1,09,733	98,937	2,09,454	1,09,366	1,32,054
Mascat Territory and Trucial Oman	15	13	12	15	15	5,566	6,377	3,534	3,792	2,524
Iraq	11	2	27	1	1	10,332	2,963	2,690	443	355
Iran	236	132	115	41	33	3,15,525	1,37,533	66,333	24,304	65,427
China (exclusive of Hongkong and Macao)	215	61	74	34	34	32,037	16,374	15,534	19,631	20,335
Japan	8	6	4	63	5	7,055	2,362	396	5,291	6,027
Egypt	10	160	73	23	3	3,441	42,917	14,610	11,843	2,540
Portuguese East Africa	5,301	3,467	5,132	12,133	13,693	6,39,943	10,33,301	5,20,746	11,55,440	14,66,937
United States of America— Via Atlantic Coast	20	3	7	1	4	13,991	7,035	6,053	933	3,373
" Pacific "	57	41	4	2	3	53,015	39,664	3,354	2,006	7,346
Other Foreign Countries	4	10	13	1	24	2,491	7,315	5,317	2,149	9,533
TOTAL FOREIGN COUNTRIES	6,973	10,100	6,932	12,743	13,403	12,65,484	16,18,212	10,06,279	13,67,936	17,52,012
Share of Bengal	43	33	43	91	22	50,124	24,353	25,411	32,530	19,963
" Bombay	6,334	9,363	4,329	5,240	3,499	11,08,394	15,31,493	7,70,317	5,32,623	5,66,119
" Sind	95	103	116	43	31	62,533	37,757	21,376	3,935	10,737
" Madras	739	737	3,333	7,597	11,937	1,13,535	1,43,606	3,56,323	7,33,374	13,39,533
" Burma	719	333	1,372	1,117	672	4,34,325	2,69,239	3,43,134	2,76,375	3,43,761
TOTAL	8,425	11,594	9,003	14,033	16,192	17,72,153	19,87,947	14,17,516	16,34,342	22,36,243
<i>Total Fruits and Vegetables; dried, salted, or preserved, not being canned or bottled—</i>										
United Kingdom (including Channel Islands)	32	63	27	39	92	54,295	66,510	39,304	46,723	44,003
Cyprus	121	442	23,056	1,63,021
Aden and Dependencies	3	26	11	41	20	7,241	14,394	4,220	13,937	13,479
Bahrain Islands	756	1,030	1,030	1,024	1,656	1,36,042	1,53,563	2,39,104	1,01,141	1,63,453
Ceylon (excluding Maldives)	194	166	50	74	23	23,325	26,933	3,673	11,149	4,304
Straits Settlements	542	503	1,232	804	230	1,13,733	1,06,452	1,01,964	1,37,197	62,557
Hongkong	473	357	416	347	397	3,27,614	1,53,203	1,32,477	1,33,010	1,65,399
Union of South Africa	1	353	359	160	27	30	97,727
Kenya Colony	273	433	353	102	1,191	26,182	46,566	24,404	7,576	1,27,633

No. 10—continued

ARTICLES, AND COUNTRIES OF CONSIGNMENT; ALSO SHARE OF EACH PROVINCE	QUANTITY					VALUE				
	1930-31	1931-32	1932-33	1933-34	1934-35	1930-31	1931-32	1932-33	1933-34	1934-35
	Tons	Tons	Tons	Tons	Tons	R	R	R	R	R
Fruits and Vegetables—continued										
<i>Total Fruits and Vegetables ; dried, salted, or preserved, not being canned or bottled —continued ?</i>										
Commonwealth of Australia	38	41	26	47	37	20,018	24,061	19,961	28,929	35,691
Other British Possessions	16	12	2	54	56	3,726	1,854	1,129	4,261	5,744
TOTAL BRITISH EMPIRE	2,381	2,631	3,817	2,653	5,082	7,12,540	6,00,101	6,99,768	5,22,079	6,88,476
U. S. S. E.—										
Southern	9	14,220	..	15	2	..
Netherlands	76	2	7,269	..	1	78	487
Belgium	..	10	10	..	1	8	5,685	2,146	184	391
France	209	470	282	172	261	1,26,678	2,48,934	1,60,128	1,17,183	1,40,237
Spain	311	728	689	382	731	2,08,411	3,30,421	3,39,414	1,95,875	3,70,784
Italy (including Fiume)	2,797	1,752	1,688	1,652	1,477	15,14,864	6,83,866	6,93,624	8,63,148	6,84,095
Austria	..	12	20	9	4	69	3,378	5,890	4,595	1,898
Greece (including Crete)	398	324	1,044	570	540	1,74,450	1,35,015	4,21,896	2,58,650	1,90,989
Turkey European	103	37,760
Turkey, Asiatic	28	12	37	1,279	1,132	5,746	2,761	3,641	79,063	1,35,116
Syria	..	100	10	..	52,528	2,307
Mascat Territory and Trucial Oman	6,079	3,385	7,150	7,924	9,018	14,14,777	16,54,009	13,00,404	10,95,788	11,15,845
Other Native States in Arabia	182	171	48	1,189	1,757	31,629	31,601	7,931	1,30,284	1,84,377
Iraq	45,558	41,497	37,388	25,815	47,999	49,72,213	40,48,816	32,75,575	20,49,690	36,58,970
Iran	5,312	5,574	3,179	3,255	4,076	18,51,459	16,82,868	9,50,557	6,55,984	8,08,612
Java	1	55	4	236	3,315	761	40	7
China (exclusive of Hongkong and Macao)	221	65	77	90	91	37,555	18,729	18,510	22,149	23,720
Japan	8	6	5	70	5	7,056	2,388	995	5,791	6,027
Egypt	10	228	84	51	74	3,458	77,309	20,998	19,374	26,196
Portuguese East Africa	5,801	3,467	5,132	12,138	12,663	6,39,943	10,88,301	5,20,746	11,55,440	14,66,987
United States of America— Vid Atlantic Coast	20	8	8	15	24	14,197	7,380	7,127	4,096	13,647
" Pacific "	62	51	8	5	16	55,594	47,903	6,943	4,885	12,417
Other Foreign Countries	..	5	14	10	1	252	2,743	3,105	3,483	703
TOTAL FOREIGN COUNTRIES	67,068	67,370	56,812	54,626	79,085	1,10,79,584	1,01,88,330	77,39,272	66,65,720	88,62,176
Share of Bengal	1,136	1,377	1,058	856	1,327	4,59,238	3,52,011	3,17,047	3,32,426	3,31,696
" Bombay	45,797	45,829	34,616	31,112	46,963	88,13,379	31,95,447	33,46,646	47,37,422	62,70,639
" Sind	13,383	19,260	18,064	14,644	21,123	16,78,349	15,55,699	14,17,911	9,69,719	13,37,173
" Madras	3,338	3,363	5,173	9,528	14,155	3,74,765	4,03,720	5,00,632	9,60,665	15,70,301
" Burma	788	332	1,719	1,139	709	4,60,323	2,77,154	3,55,749	2,37,563	2,60,343
TOTAL	69,399	70,501	60,629	57,279	84,167	1,17,92,124	1,07,59,931	84,39,035	71,87,799	97,70,652
Total value of Fruits and Vegetables—										
United Kingdom (including Channel Islands)	—	—	—	—	—	1,38,956	1,19,531	76,528	65,241	65,460
Malta and Gozo	—	—	—	—	—	23,344
Cyprus	—	—	—	—	—	29,982	1,64,636
Palestine	—	—	—	—	—	24,268	24,106	34,307	18,069	19,323
Aden and Dependencies	—	—	—	—	—	7,247	14,929	4,225	18,994	13,564
Bahrain Islands	—	—	—	—	—	1,86,064	1,58,658	2,39,167	1,01,191	1,68,740
Maldives	—	—	—	—	—	68,712	41,950	32,200	51,673	34,076
Ceylon (excluding Maldives)	—	—	—	—	—	1,84,406	2,31,494	3,75,380	1,70,660	3,14,604
Straits Settlements	—	—	—	—	—	9,14,365	6,46,271	8,62,917	7,30,623	5,45,620
Hongkong	—	—	—	—	—	3,37,627	1,68,878	1,57,505	1,43,052	1,71,009
Union of South Africa	—	—	—	—	—	31,934	26,478	30,948	40,266	1,55,603
Kenya Colony	—	—	—	—	—	90,976	1,29,823	1,58,370	45,097	1,85,190

ARTICLES, AND COUNTRIES OF CONSIGNMENT; ALSO SHARE OF EACH PROVINCE	QUANTITY					VALUE				
	1930-31	1931-32	1932-33	1933-34	1934-35	1930-31	1931-32	1932-33	1933-34	1934-35
Fruits and Vegetables—concluded						R	R	R	R	R
Total value of Fruits and Vegetables—continued										
Commonwealth of Australia	—	—	—	—	—	31,182	46,111	61,398	80,577	1,11,668
Other British Possessions	—	—	—	—	—	8,280	8,506	8,130	6,968	6,506
TOTAL BRITISH EMPIRE	—	—	—	—	—	19,68,967	16,12,635	20,40,318	15,02,393	19,79,838
U. S. S. R.—										
Southern	—	—	—	—	—	14,220	..	89	2	..
Netherlands	—	—	—	—	—	7,209	5	1	73	487
Belgium	—	—	—	—	—	20	5,085	2,146	184	191
France	—	—	—	—	—	1,49,204	2,68,164	1,79,777	1,29,640	1,49,294
Spain	—	—	—	—	—	2,15,774	3,87,979	3,40,049	1,96,813	3,71,534
Italy (including Finme)	—	—	—	—	—	23,23,486	16,42,246	19,19,069	20,36,540	18,22,495
Austria	—	—	—	—	—	16,681	4,453	9,188	4,654	1,893
Greece (including Crete)	—	—	—	—	—	1,74,460	1,35,015	4,21,396	2,58,955	1,91,417
Turkey European	—	—	—	—	—	1,232	3,308	37,765
Turkey, Asiatic	—	—	—	—	—	5,745	2,751	2,641	79,068	1,37,232
Syria	—	—	—	—	—	..	52,823	..	805	5,233
Mascat Territory and Trucial Oman	—	—	—	—	—	14,56,262	16,88,423	13,21,433	11,11,525	11,40,095
Other Native States in Arabia	—	—	—	—	—	31,638	31,508	7,980	1,30,327	1,86,576
Iraq	—	—	—	—	—	49,73,794	40,49,846	32,76,233	20,50,586	36,60,875
Iran	—	—	—	—	—	13,51,472	16,85,490	9,50,649	6,56,270	8,09,587
Java	—	—	—	—	—	480	8,411	783	40	17
Siam	—	—	—	—	—	5,923	227	117	83	53
China (exclusive of Hongkong and Macao)	—	—	—	—	—	46,531	30,334	33,913	37,092	37,087
Japan	—	—	—	—	—	40,225	51,034	1,39,477	2,29,512	3,73,323
Egypt	—	—	—	—	—	33,772	1,45,631	36,621	1,39,622	44,692
Portuguese East Africa	—	—	—	—	—	6,40,784	10,96,724	5,29,851	11,53,454	14,68,666
United States of America— Via Atlantic Coast	—	—	—	—	—	42,131	1,21,504	1,54,807	71,953	1,02,405
" Pacific "	—	—	—	—	—	3,02,757	4,23,789	2,35,294	2,30,381	4,77,045
Other Foreign Countries	—	—	—	—	—	2,234	2,746	2,400	693	862
TOTAL FOREIGN COUNTRIES	—	—	—	—	—	1,28,94,818	1,18,84,323	96,16,160	85,11,290	1,10,18,389
Share of Bengal	—	—	—	—	—	7,43,334	7,14,567	6,04,591	5,55,903	6,73,495
" Bombay	—	—	—	—	—	99,63,531	91,21,305	71,24,031	57,62,304	78,53,244
" Sind	—	—	—	—	—	20,21,254	18,44,907	17,63,457	13,97,933	17,15,041
" Madras	—	—	—	—	—	5,34,792	6,31,310	3,33,437	11,37,389	19,29,639
" Burma	—	—	—	—	—	15,30,324	11,35,134	12,21,082	11,60,254	9,92,357
TOTAL	—	—	—	—	—	1,48,58,785	1,34,47,173	1,16,56,578	1,00,13,083	1,20,98,737
Furniture and Cabinetware— Bedsteads (III. G)—										
United Kingdom (including Channel Islands)	—	—	—	—	—	2,04,861	1,94,531	1,74,474	1,59,629	1,18,193
Ceylon (excluding Maldives)	—	—	—	—	—	5,021	2,729	2,384	1,992	1,073
Straits Settlements	—	—	—	—	—	6,771	7,366	12,607	17,272	10,449
Other British Possessions	—	—	—	—	—	544	580	1,649	261	747
TOTAL BRITISH EMPIRE	—	—	—	—	—	3,06,697	2,05,206	1,91,564	1,79,154	1,37,362

No. 10—continued

ARTICLES, AND COUNTRIES OF CONSIGNMENT; ALSO SHARE OF EACH PROVINCE	QUANTITY					VALUE				
	1930-31	1931-32	1932-33	1933-34	1934-35	1930-31	1931-32	1932-33	1933-34	1934-35
Furniture and Cabinetware— continued						R	R	R	R	R
Bedsteads (III. G)—continued										
Poland (including Danzig)	—	—	—	—	—	13,507
Czechoslovakia	—	—	—	—	—	2,741	2,122	6,108	2,237	168
Japan	—	—	—	—	—	62	58	271	3,165	5,399
United States of America— Via Atlantic Coast	—	—	—	—	—	68,249	45,180	30,610	21,615	29,690
" Pacific "	—	—	—	—	—	231	35	..
Other Foreign Countries	—	—	—	—	—	6,308	8,901	5,710	5,775	4,437
TOTAL FOREIGN COUNTRIES	—	—	—	—	—	77,860	56,261	42,925	32,827	53,201
Share of Bengal	—	—	—	—	—	77,752	33,358	42,333	25,390	15,447
" Bombay	—	—	—	—	—	96,305	1,02,351	82,037	83,064	81,125
" Sind	—	—	—	—	—	39,823	41,133	26,861	18,339	32,023
" Madras	—	—	—	—	—	85,101	52,396	45,644	39,613	38,456
" Burma	—	—	—	—	—	35,076	31,324	37,574	45,670	33,516
TOTAL	—	—	—	—	—	3,84,057	2,61,467	2,34,489	2,11,981	1,60,566
Furniture of wood (other than bedsteads) (III. G)—										
United Kingdom (including Channel Islands)	—	—	—	—	—	6,67,243	1,98,845	1,67,260	1,15,621	3,37,153
Ceylon (excluding Maldives)	—	—	—	—	—	24,068	12,234	11,013	11,472	8,721
Straits Settlements	—	—	—	—	—	11,177	10,646	8,681	5,445	4,438
Hongkong	—	—	—	—	—	4,830	1,373	3,087	2,575	4,519
Canada— Via Atlantic Coast	—	—	—	—	—	449	6,468	..	20	..
Commonwealth of Australia	—	—	—	—	—	34	13,626	278	215	633
Other British Possessions	—	—	—	—	—	4,130	1,768	1,339	617	742
TOTAL BRITISH EMPIRE	—	—	—	—	—	4,11,981	2,40,010	1,91,557	1,35,965	3,46,281
Ethiopia	—	—	—	—	—	16,184	25,031	24,342	6,332	14,636
Poland (including Danzig)	—	—	—	—	—	21,200	23,299	22,483	32,538	43,304
Germany	—	—	—	—	—	39,190	70,899	19,764	6,933	8,534
Belgium	—	—	—	—	—	1,254	1,510	7,784	462	1,296
France	—	—	—	—	—	37,541	21,440	1,40,340	347	6,221
Italy (including Fiume)	—	—	—	—	—	31,609	11,974	3,262	1,075	2,570
Austria	—	—	—	—	—	14,799	39,626	11,735	10,533	5,536
Hungary	—	—	—	—	—	13,308	1,443	305
Czechoslovakia	—	—	—	—	—	52,904	33,324	24,812	14,412	16,564
Jugo-Slavia (Kingdom of the Serbs-Croats and Slovenes)	—	—	—	—	—	9,132	6,368	1,903	..	941
Japan	—	—	—	—	—	24,073	16,694	29,999	20,991	21,679
United States of America— Via Atlantic Coast	—	—	—	—	—	46,125	40,459	9,900	11,846	8,363
" Pacific "	—	—	—	—	—	92	131	62	10,237	1,253
Other Foreign Countries	—	—	—	—	—	11,303	11,393	2,862	11,618	3,455
TOTAL FOREIGN COUNTRIES	—	—	—	—	—	3,62,714	3,04,596	3,02,393	1,27,469	1,39,487
Share of Bengal	—	—	—	—	—	1,67,330	95,595	54,192	93,150	1,64,369
" Bombay	—	—	—	—	—	3,30,739	2,12,918	3,62,624	93,403	79,393
" Sind	—	—	—	—	—	62,334	65,684	15,447	23,305	1,77,355
" Madras	—	—	—	—	—	1,36,944	43,696	49,033	33,161	51,303
" Burma	—	—	—	—	—	33,358	27,713	13,154	9,926	13,339
TOTAL	—	—	—	—	—	7,74,695	5,44,608	4,94,450	2,63,434	4,35,743

ARTICLES, AND COUNTRIES OF CONSIGNMENT: ALSO SHARE OF EACH PROVINCE	QUANTITY					VALUE				
	1930-31	1931-32	1932-33	1933-34	1934-35	1930-31	1931-32	1932-33	1933-34	1934-35
Furniture and Cabinetware— <i>continued</i>						R	R	R	R	R
<i>Furniture of other materials (other than bedsteads) (III G)—</i>										
United Kingdom (including Channel Islands)	—	—	—	—	—	5,00,486	4,26,300	2,78,126	5,80,862	6,09,928
Ceylon (excluding Maldives)	—	—	—	—	—	20,468	18,412	11,497	6,107	4,842
Straits Settlements	—	—	—	—	—	29,639	36,193	23,195	8,000	6,787
Hongkong	—	—	—	—	—	740	5,716	686	9	857
Commonwealth of Australia	—	—	—	—	—	109	11,480	4,897	3,607	469
Other British Possessions	—	—	—	—	—	5,963	1,067	1,911	4,589	3,642
TOTAL BRITISH EMPIRE	—	—	—	—	—	5,60,240	4,99,248	3,20,310	6,13,783	6,28,526
Estonia	—	—	—	—	—	5,270	1,276
Poland (including Danzig)	—	—	—	—	—	1,294	787	363	2,921	10,055
Germany	—	—	—	—	—	26,214	31,704	42,677	48,059	41,499
Belgium	—	—	—	—	—	7,160	6,084	48,467	1,274	3,749
France	—	—	—	—	—	75,074	64,968	37,418	40,878	66,966
Italy (including Fiume)	—	—	—	—	—	41,711	2,424	2,260	5,861	8,792
Austria	—	—	—	—	—	4,693	..	127	1,917	18,322
Czechoslovakia	—	—	—	—	—	1,806	10,631	7,762	9,579	14,269
China (exclusive of Hongkong and Macao)	—	—	—	—	—	2,048	1,269	3,004	2,210	2,701
Japan	—	—	—	—	—	1,60,684	39,324	78,005	84,881	66,411
United States of America—										
Via Atlantic Coast	—	—	—	—	—	1,62,317	1,07,434	23,718	30,099	37,732
" Pacific "	—	—	—	—	—	501	191	1,624	159	192
Other Foreign Countries	—	—	—	—	—	5,026	2,322	6,752	3,122	4,430
TOTAL FOREIGN COUNTRIES	—	—	—	—	—	4,88,018	2,67,188	2,62,667	2,35,730	2,54,364
Share of Bengal	—	—	—	—	—	8,37,122	1,66,327	1,19,569	1,01,838	2,78,604
" Bombay	—	—	—	—	—	3,26,496	3,68,799	2,22,083	3,16,667	4,30,949
" Sind	—	—	—	—	—	68,791	49,872	34,062	2,35,136	1,24,167
" Madras	—	—	—	—	—	2,13,263	90,227	1,41,832	96,376	1,00,419
" Burma	—	—	—	—	—	1,12,580	90,611	55,661	47,198	46,469
TOTAL	—	—	—	—	—	10,48,268	7,66,436	5,73,977	8,49,463	8,82,899
Mouldings (III. G)—										
United Kingdom (including Channel Islands)	—	—	—	—	—	7,376	28,048	6,525	18,795	6,017
Other British Possessions	—	—	—	—	—	3,686	2,152	1,079	202	..
TOTAL BRITISH EMPIRE	—	—	—	—	—	11,012	26,096	7,604	18,937	6,017
Finland	—	—	—	—	—	10,326	1,298	10,008	27,844	29,156
Norway	—	—	—	—	—	20,002	26,750	65,260	50,968	32,801
Poland (including Danzig)	—	—	—	—	—	46,741	21,542	5,927	26,679	19,467
Germany	—	—	—	—	—	8,25,574	1,94,616	2,75,561	1,11,622	1,37,162
Belgium	—	—	—	—	—	8,947	69,432	46,001	26,778	78,921
Italy (including Fiume)	—	—	—	—	—	1,19,646	84,576	44,430	37,806	1,46,914
Czechoslovakia	—	—	—	—	—	8,990	7,803	2,068	..	811
Japan	—	—	—	—	—	4,223	760	4,260	7,013	4,071
United States of America—										
Via Atlantic Coast	—	—	—	—	—	5,846	2,672	86
" Pacific "	—	—	—	—	—	351	2,378
Other Foreign Countries	—	—	—	—	—	4,064	789	1,527	5,806	1,261
TOTAL FOREIGN COUNTRIES	—	—	—	—	—	5,54,711	4,12,116	4,55,882	3,44,698	4,60,941

No. 10—continued

ARTICLES AND COUNTRIES OF CONSIGNMENT: ALSO SHARE OF EACH PROVINCE	QUANTITY					VALUE				
	1930-31	1931-32	1932-33	1933-34	1934-35	1930-31	1931-32	1932-33	1933-34	1934-35
						R	R	R	R	R
Furniture and Cabinetwork— continued										
Mouldings (III. G)—contd.										
Share of Bengal	—	—	—	—	—	56,313	51,328	28,932	44,554	51,436
" Bombay	—	—	—	—	—	2,36,273	1,65,615	1,35,285	1,52,404	1,48,528
" Sind	—	—	—	—	—	35,957	68,365	34,512	39,171	34,679
" Madras	—	—	—	—	—	2,05,410	1,53,075	2,07,097	1,21,967	2,12,235
" Burma	—	—	—	—	—	30,870	9,837	7,110	18,539	4,004
TOTAL	—	—	—	—	—	6,65,728	4,38,211	4,62,936	3,63,635	4,56,958
Total value of Furniture and Cabinetwork—										
United Kingdom (including Channel Islands)	—	—	—	—	—	11,75,410	8,88,709	6,26,884	8,83,847	10,61,298
Ceylon (excluding Maldives)	—	—	—	—	—	51,482	34,108	25,362	19,571	115,589
Straits Settlements	—	—	—	—	—	44,487	54,513	44,488	31,546	129,674
Hongkong	—	—	—	—	—	7,503	7,377	5,567	3,674	15,391
Canada— Vid Atlantic Coast	—	—	—	—	—	5,385	6,975	536	..	207
Commonwealth of Australia	—	—	—	—	—	143	26,004	5,871	3,322	1,152
Other British Possessions	—	—	—	—	—	5,514	2,874	2,782	5,329	4,810
TOTAL BRITISH EMPIRE	—	—	—	—	—	19,89,980	9,70,560	7,11,035	9,47,789	11,12,168
Finland	—	—	—	—	—	12,833	5,098	10,063	29,377	29,355
Estonia	—	—	—	—	—	13,454	25,377	24,242	11,152	15,942
Norway	—	—	—	—	—	20,002	27,200	65,350	52,454	32,801
Poland (including Danzig)	—	—	—	—	—	69,238	50,623	28,773	62,130	91,343
Germany	—	—	—	—	—	3,85,218	2,99,638	3,39,106	1,69,544	1,87,776
Belgium	—	—	—	—	—	19,386	77,718	1,02,252	28,509	82,966
France	—	—	—	—	—	1,63,540	90,729	1,81,066	41,275	63,391
Italy (including Fiume)	—	—	—	—	—	1,98,437	98,980	54,947	94,093	1,58,644
Austria	—	—	—	—	—	20,946	31,737	11,912	12,826	19,208
Hungary	—	—	—	—	—	13,308	1,448	305	..	228
Czechoslovakia	—	—	—	—	—	65,941	58,430	49,240	26,228	31,314
Jugo-Slavia (Kingdom of the Serbs-Croats and Slovenes)	—	—	—	—	—	9,132	6,868	1,308	..	941
China (exclusive of Hongkong and Macao)	—	—	—	—	—	5,611	6,150	5,986	5,711	6,019
Japan	—	—	—	—	—	1,39,642	56,836	1,07,535	1,16,650	89,560
United States of America— Vid Atlantic Coast	—	—	—	—	—	2,82,036	1,95,745	69,223	63,560	76,676
" Pacific "	—	—	—	—	—	944	2,700	1,818	10,431	1,445
Other Foreign Countries	—	—	—	—	—	13,035	5,379	10,146	15,884	9,493
TOTAL FOREIGN COUNTRIES	—	—	—	—	—	14,32,808	10,40,161	10,53,767	7,40,724	8,97,993
Share of Bengal	—	—	—	—	—	6,29,517	3,47,108	3,45,006	3,69,933	4,09,336
" Bombay	—	—	—	—	—	10,39,313	9,49,083	8,52,079	6,47,738	7,39,968
" Sind	—	—	—	—	—	1,97,095	2,15,060	1,10,888	3,53,400	3,38,237
" Madras	—	—	—	—	—	6,41,718	3,38,894	4,43,436	2,96,111	3,38,513
" Burma	—	—	—	—	—	2,64,599	1,59,975	1,13,399	1,21,332	99,567
TOTAL	—	—	—	—	—	27,72,736	20,10,720	17,64,802	16,88,513	20,16,160

ARTICLES, AND COUNTRIES OF CONSIGNMENT; ALSO SHARE OF EACH PROVINCE	QUANTITY					VALUE				
	1930-31	1931-32	1932-33	1933-34	1934-35	1930-31	1931-32	1932-33	1933-34	1934-35
Gelatine (III. U)—										
United Kingdom (including Channel Islands)	Owts. 325	Owts. 223	Owts. 184	Owts. 204	Owts. 135	Rs 38,631	Rs 32,832	Rs 25,170	Rs 27,133	Rs 19,505
Commonwealth of Australia	83	31	6,672	2,326
Other British Possessions	1	31	2	41	2,344	12	..
TOTAL BRITISH EMPIRE	325	223	215	287	166	38,633	32,873	27,514	33,817	21,831
Germany	175	49	79	27	51	12,347	5,031	7,445	1,952	5,038
Belgium	26	107	81	173	63	1,941	3,175	7,478	14,049	5,355
France	84	131	136	37	35	7,497	11,361	15,230	10,404	3,143
Switzerland	295	216	264	103	8	23,932	20,337	25,453	9,447	523
Italy (including Finme)	46	13	57	17	10	3,373	1,793	7,430	1,643	901
Japan	262	224	79	..	17	15,373	11,373	1,763	..	1,179
Other Foreign Countries	19	16	10	20	7	2,037	2,109	1,103	1,797	330
TOTAL FOREIGN COUNTRIES	907	761	706	427	196	70,030	60,135	65,992	39,391	17,135
Share of Bengal	351	171	130	126	59	23,693	13,994	11,196	10,121	5,134
" Bombay	335	173	123	110	43	15,197	16,356	13,459	13,704	5,317
" Sind	103	63	130	131	103	16,593	10,999	14,519	15,739	11,324
" Madras	167	96	102	114	120	14,343	10,349	11,632	11,759	10,710
" Burma	30	79	14	33	32	3,032	11,310	3,759	6,795	3,362
TOTAL	1,232	984	919	714	362	1,08,663	93,008	93,506	73,106	38,966
Glass and Glassware—										
Bangles (III. H)—										
United Kingdom (including Channel Islands)	—	—	—	—	—	10,441	4,065	14	696	1,511
Hongkong	—	—	—	—	—	23,490	2,963	20,265	12,663	5
Other British Possessions	—	—	—	—	—	296	773	510	233	1,020
TOTAL BRITISH EMPIRE	—	—	—	—	—	34,227	7,801	20,739	13,527	2,536
Germany	—	—	—	—	—	64,244	32,003	30,430	43,912	37,117
Italy (including Finme)	—	—	—	—	—	36,702	14,223	4,353	76	2,331
Austria	—	—	—	—	—	66,164	4,544	4,777	..	18,424
Czechoslovakia	—	—	—	—	—	27,24,713	17,29,397	16,24,036	12,69,706	12,14,233
Albania	—	—	—	—	—	5,543
China (exclusive of Hongkong and Macao)	—	—	—	—	—	74,154	1,05,437	57,993	47,471	59,394
Japan	—	—	—	—	—	19,33,615	15,07,662	22,33,214	13,33,554	17,71,039
Other Foreign Countries	—	—	—	—	—	1,031	..	2,233	1	950
TOTAL FOREIGN COUNTRIES	—	—	—	—	—	49,55,169	34,43,299	39,07,744	26,99,810	31,04,563
Share of Bengal	—	—	—	—	—	11,32,705	6,32,933	6,79,931	4,01,173	6,22,366
" Bombay	—	—	—	—	—	31,91,231	23,90,533	23,31,932	20,11,430	31,59,711
" Sind	—	—	—	—	—	26,217	5,623	4,366	6,065	14,309
" Madras	—	—	—	—	—	5,33,902	3,51,603	4,53,630	2,59,976	2,37,304
" Burma	—	—	—	—	—	41,231	10,469	23,094	34,301	22,369
TOTAL	—	—	—	—	—	49,90,396	34,51,100	39,38,533	27,13,437	31,07,099
Beads and false Pearls (III. H)—										
United Kingdom (including Channel Islands)	Owts. 33	Owts. 25	Owts. 41	Owts. 92	Owts. 39	Rs 10,395	Rs 9,365	Rs 7,047	Rs 12,473	Rs 10,541
Other British Possessions	1	2	7	12	7	1,215	2,004	1,324	1,679	1,012
TOTAL BRITISH EMPIRE	34	27	48	104	46	11,611	11,369	8,371	14,152	11,553

No. 10—continued

ARTICLES AND COUNTRIES OF CONSIGNMENT: ALSO SHARE OF EACH PROVINCE	QUANTITY					VALUE				
	1930-31	1931-32	1932-33	1933-34	1934-35	1930-31	1931-32	1932-33	1933-34	1934-35
Glass and Glassware—continued						R	R	R	R	R
<i>Beads and false Pearls (III. H)—continued</i>	Cwts.	Cwts.	Cwts.	Cwts.	Cwts.					
Germany	944	406	629	490	818	1,16,729	57,510	76,985	74,814	90,325
France	46	38	36	16	3	68,853	23,022	20,900	5,077	795
Spain	11	41	2	70	22	15,104	45,497	3,854	23,889	27,850
Italy (including Fiume)	4,778	4,008	3,211	3,137	4,768	1,99,871	1,85,884	1,70,936	1,80,857	2,00,843
Austria	401	128	376	280	528	55,622	17,385	49,525	33,674	45,332
Czechoslovakia	4,047	1,960	2,326	3,331	3,837	6,00,918	2,69,296	3,66,181	4,96,577	4,55,400
Japan	8,745	7,924	16,057	14,175	10,679	5,06,023	3,37,460	5,45,206	5,16,533	4,04,276
Other Foreign Countries	16	3	16	6	24	2,543	1,971	3,283	1,326	2,422
TOTAL FOREIGN COUNTRIES	18,988	15,470	22,658	21,455	20,499	15,80,168	9,32,128	12,30,959	13,33,647	12,98,943
<i>Share of Bengal</i>	<i>7,950</i>	<i>7,356</i>	<i>10,478</i>	<i>12,288</i>	<i>11,091</i>	<i>5,28,107</i>	<i>3,64,199</i>	<i>4,79,441</i>	<i>5,33,649</i>	<i>4,86,617</i>
" <i>Bombay</i>	<i>7,942</i>	<i>6,832</i>	<i>10,737</i>	<i>6,972</i>	<i>7,351</i>	<i>6,25,983</i>	<i>4,30,809</i>	<i>5,75,411</i>	<i>5,04,944</i>	<i>6,69,310</i>
" <i>Sind</i>	<i>1,404</i>	<i>365</i>	<i>444</i>	<i>546</i>	<i>799</i>	<i>2,30,741</i>	<i>69,498</i>	<i>64,476</i>	<i>1,03,338</i>	<i>1,14,036</i>
" <i>Madras</i>	<i>1,242</i>	<i>726</i>	<i>782</i>	<i>821</i>	<i>834</i>	<i>1,35,109</i>	<i>43,579</i>	<i>79,670</i>	<i>92,801</i>	<i>77,485</i>
" <i>Burma</i>	<i>484</i>	<i>212</i>	<i>265</i>	<i>334</i>	<i>470</i>	<i>51,854</i>	<i>35,318</i>	<i>41,543</i>	<i>57,532</i>	<i>63,059</i>
TOTAL	19,022	15,497	22,701	21,559	20,545	15,71,774	9,43,897	12,40,540	13,47,804	13,10,496
Bottles and Phials—										
<i>Soda water bottles (III. H)—</i>	Gross	Gross	Gross	Gross	Gross					
United Kingdom (including Channel Islands)	18,203	16,128	16,803	9,611	13,856	4,44,830	3,83,087	3,38,358	2,06,502	2,78,283
Other British Possessions	39	72	467	220	197	959	2,081	6,503	3,618	3,776
TOTAL BRITISH EMPIRE	18,242	16,200	16,270	9,831	14,053	4,45,789	3,85,118	3,44,861	2,10,120	2,82,059
Sweden	948	2,108	338	100	114	21,440	35,594	7,014	2,000	1,772
Germany	17,450	17,247	10,657	6,088	10,595	4,88,947	4,50,116	2,50,050	1,63,070	2,29,836
Netherlands	50	50	..	770	..	785	666	..	16,973	..
Czechoslovakia	858	120	..	276	..	21,410	3,869	..	6,378
Japan	2,016	1,686	1,287	1,602	2,651	52,477	34,547	29,098	20,154	47,467
Other Foreign Countries	153	54	58	149	40	4,009	1,795	1,485	3,748	392
TOTAL FOREIGN COUNTRIES	20,620	22,103	12,450	8,654	13,676	5,47,658	5,44,123	2,91,916	2,18,945	2,85,345
<i>Share of Bengal</i>	<i>7,473</i>	<i>6,811</i>	<i>4,508</i>	<i>2,243</i>	<i>2,300</i>	<i>2,01,468</i>	<i>1,65,123</i>	<i>1,04,304</i>	<i>49,055</i>	<i>44,693</i>
" <i>Bombay</i>	<i>9,536</i>	<i>13,924</i>	<i>10,173</i>	<i>7,633</i>	<i>10,416</i>	<i>2,42,328</i>	<i>3,61,653</i>	<i>2,35,136</i>	<i>1,77,401</i>	<i>2,43,797</i>
" <i>Sind</i>	<i>10,016</i>	<i>9,329</i>	<i>4,144</i>	<i>4,671</i>	<i>3,043</i>	<i>2,64,516</i>	<i>2,21,665</i>	<i>36,233</i>	<i>1,01,111</i>	<i>1,47,672</i>
" <i>Madras</i>	<i>3,367</i>	<i>6,100</i>	<i>7,734</i>	<i>2,423</i>	<i>3,266</i>	<i>2,13,619</i>	<i>1,22,331</i>	<i>1,68,317</i>	<i>68,469</i>	<i>30,758</i>
" <i>Burma</i>	<i>3,418</i>	<i>3,079</i>	<i>2,166</i>	<i>1,511</i>	<i>3,099</i>	<i>71,517</i>	<i>57,974</i>	<i>41,731</i>	<i>28,039</i>	<i>50,927</i>
TOTAL	33,862	38,303	28,720	18,485	27,729	9,93,447	9,29,246	6,36,777	4,24,055	5,67,904
Others (III. H)—	Gross	Gross	Gross	Gross	Gross					
United Kingdom (including Channel Islands)	46,808	16,129	13,780	13,675	21,890	2,41,130	34,036	1,01,352	92,916	1,41,837
Ceylon (excluding Maldives)	2,268	1,837	1,624	2,472	2,477	15,792	9,688	8,401	10,200	11,128
Straits Settlements	3,233	6,912	14,223	12,123	14,204	40,193	36,187	46,589	45,183	41,842
Other British Possessions	1,086	470	490	1,307	1,995	4,576	1,532	2,238	3,217	3,405
TOTAL BRITISH EMPIRE	53,399	25,348	30,317	30,077	40,566	3,01,691	1,31,893	1,58,580	1,51,516	1,98,243
Sweden	3,980	1,953	6,968	14,479	14,811	1,12,171	28,909	74,914	1,77,681	1,79,941
Germany	60,458	61,155	59,296	49,948	61,056	3,39,621	4,80,950	3,73,799	3,27,317	3,41,512
Netherlands	856	86	56	239	272	14,509	1,300	837	2,976	2,384
Belgium	377	150	355	108	566	6,519	2,698	1,914	1,875	9,265
France	74	167	120	143	430	787	4,499	2,578	2,526	5,413
Czechoslovakia	175	1,014	686	1,220	860	4,480	3,837	10,975	12,421	3,235
China (exclusive of Hong- kong and Macao)	2,377	267	49	100	3	16,715	1,247	329	767	49
Japan	442,653	329,314	681,953	670,151	650,341	11,39,092	3,14,939	11,64,528	9,97,133	11,57,466
United States of America— Via Atlantic Coast	1,313	2,604	1,037	1,273	1,594	14,167	9,321	11,735	10,474	7,002
" <i>Pacific</i>	1	2	..	1	3	18	40	..	2	13
Other Foreign Countries	533	35	217	39	1,443	1,305	242	3,032	902	4,070
TOTAL FOREIGN COUNTRIES	518,206	397,348	750,781	737,320	761,101	16,99,364	13,47,982	16,45,036	15,34,124	17,16,160

ARTICLES, AND COUNTRIES OF CONSIGNMENT; ALSO SHARE OF EACH PROVINCE	QUANTITY					VALUE				
	1930-31	1931-32	1932-33	1933-34	1934-35	1930-31	1931-32	1932-33	1933-34	1934-35
Glass and Glassware—continued										
Bottles and Phials—continued						R	R	R	R	R
Others (III. H)—contd.	Gross	Gross	Gross	Gross	Gross					
Share of Bengal	257,324	203,858	321,795	290,092	275,071	2,48,507	6,70,632	6,31,313	5,26,013	6,01,903
„ Bombay	217,762	147,952	336,713	284,781	225,166	6,14,963	4,94,721	7,35,861	6,11,933	6,10,378
„ Sind	27,713	28,007	44,105	95,140	97,723	2,17,928	2,31,445	2,08,453	3,02,173	3,21,033
„ Madras	31,268	22,664	34,454	60,383	54,343	1,21,794	1,20,353	1,46,302	1,79,685	2,32,507
„ Burma	42,714	20,117	42,026	37,521	49,052	1,30,558	63,665	81,327	65,822	27,204
TOTAL	577,286	422,596	781,098	767,897	801,907	20,01,055	14,79,875	18,03,616	16,85,640	19,14,403
Total Bottles and Phials—	Gross	Gross	Gross	Gross	Gross					
United Kingdom (including Channel Islands)	65,911	32,257	20,583	23,286	25,746	6,85,900	4,67,723	4,39,710	2,99,413	4,20,160
Ceylon (excluding Maldives)	2,265	1,840	1,914	2,421	2,438	15,842	9,685	8,994	10,238	11,236
Straits Settlements	8,270	6,953	14,403	12,127	14,204	41,102	27,241	49,042	45,260	41,842
Hongkong	1,585	323	486	1,377	2,029	3,923	994	4,054	5,871	5,994
Other British Possessions	101	175	196	137	157	943	1,413	1,641	799	1,061
TOTAL BRITISH EMPIRE	77,232	41,548	40,587	39,908	54,619	7,47,480	5,17,011	5,03,441	3,61,636	4,80,302
Sweden	9,928	4,081	7,301	14,579	14,925	1,33,611	59,503	61,922	1,79,681	1,31,713
Germany	77,908	78,502	69,953	55,981	101,651	8,58,568	9,31,066	6,23,840	4,90,387	5,71,546
Netherlands	906	136	56	1,009	272	15,294	1,966	837	19,949	2,334
Belgium	377	181	357	240	601	6,519	3,273	1,951	4,184	9,530
France	74	167	120	143	430	737	4,499	2,573	2,527	5,413
Czechoslovakia	175	1,372	805	1,229	1,156	4,400	30,247	14,244	12,421	14,513
China (excluding Hongkong and Macao)	2,377	267	47	160	3	16,715	1,247	855	767	49
Japan	444,668	331,500	683,240	671,753	652,992	11,91,569	8,49,436	11,94,526	10,26,337	12,04,934
United States of America—										
Via Atlantic Coast	1,313	2,604	1,037	1,274	1,594	14,167	9,321	11,735	10,492	7,002
„ Pacific „	1	3	..	1	3	18	64	..	2	13
Other Foreign Countries	691	58	264	105	1,450	5,314	1,433	4,954	1,322	4,197
TOTAL FOREIGN COUNTRIES	538,916	419,351	763,231	746,474	775,077	22,47,022	18,92,110	19,36,952	17,48,069	20,02,005
Share of Bengal	265,229	210,667	326,303	292,334	277,371	10,47,975	7,35,755	7,36,617	6,75,067	6,46,660
„ Bombay	227,343	161,376	343,896	292,394	305,522	8,57,296	5,56,424	9,70,797	7,39,334	8,54,169
„ Sind	37,734	37,396	43,249	99,311	105,776	4,32,443	4,53,110	2,94,692	4,03,239	5,33,734
„ Madras	39,636	27,764	42,173	62,311	53,309	3,95,413	2,53,133	3,15,119	2,43,154	3,04,353
„ Burma	46,132	23,196	44,192	39,032	52,153	2,11,375	1,10,639	1,23,163	93,861	1,32,491
TOTAL	616,148	460,899	809,818	786,382	829,896	29,94,502	24,09,121	24,40,303	21,09,705	24,32,307
Funnels, globes and glass parts of lamps (III. H)—										
United Kingdom (including Channel Islands)	—	—	—	—	—	80,541	32,143	22,757	20,360	19,423
Other British Possessions	—	—	—	—	—	1,029	644	830	1,136	66
TOTAL BRITISH EMPIRE	—	—	—	—	—	81,570	32,787	23,587	21,496	19,489
Germany	—	—	—	—	—	4,82,534	3,42,681	3,58,890	2,20,603	2,53,704
Belgium	—	—	—	—	—	68,663	44,302	24,073	16,513	13,383
Italy (including Fiume)	—	—	—	—	—	3,713	7,769	2,754	1,932	5,379
Austria	—	—	—	—	—	1,22,606	62,317	61,941	76,895	1,00,673
Czechoslovakia	—	—	—	—	—	91,259	1,13,372	94,228	34,777	47,404
Japan	—	—	—	—	—	1,35,199	68,730	97,909	1,05,937	1,05,020
United States of America—										
Via Atlantic Coast	—	—	—	—	—	2,78,133	60,693	2,667	19,076	16,543
Other Foreign Countries	—	—	—	—	—	6,024	6,219	1,362	6,365	5,274
TOTAL FOREIGN COUNTRIES	—	—	—	—	—	11,88,166	7,16,983	6,43,824	4,82,743	5,52,480

No. 10—continued

ARTICLES, AND COUNTRIES OF CONSIGNMENT; ALSO SHARE OF EACH PROVINCE	QUANTITY					VALUE				
	1930-31	1931-32	1932-33	1933-34	1934-35	1930-31	1931-32	1932-33	1933-34	1934-35
Glass and Glassware—continued						R	R	R	R	R
<i>Funnels, globes and glass parts of lamps (III. H)</i> —continued										
Share of Bengal	—	—	—	—	—	3,48,746	1,51,041	1,05,058	79,494	37,997
„ Bombay	—	—	—	—	—	3,74,298	2,45,458	2,14,262	1,73,951	2,33,678
„ Sind	—	—	—	—	—	1,16,027	75,479	78,474	67,158	78,317
„ Madras	—	—	—	—	—	3,11,082	2,25,340	1,04,785	1,20,784	95,212
„ Burma	—	—	—	—	—	75,898	52,458	74,340	63,413	72,265
TOTAL	—	—	—	—	—	12,25,756	7,49,770	6,67,411	5,04,794	5,71,969
Scientific glassware (III. H)—										
United Kingdom (including Channel Islands)	—	—	—	—	—	37,688	30,177	35,985	37,731	31,639
Other British Possessions	—	—	—	—	—	110	135	..	123	28
TOTAL BRITISH EMPIRE	—	—	—	—	—	37,798	30,312	35,985	37,854	31,667
Germany	—	—	—	—	—	88,070	78,405	85,351	61,342	43,539
Japan	—	—	—	—	—	12,136	8,123	12,308	14,177	14,837
United States of America— Via Atlantic Coast	—	—	—	—	—	7,536	3,109	1,261	656	717
„ Pacific „	—	—	—	—	—	..	23
Other Foreign Countries	—	—	—	—	—	2,938	3,619	3,813	1,626	1,565
TOTAL FOREIGN COUNTRIES	—	—	—	—	—	1,05,680	88,279	1,02,233	77,801	60,658
Share of Bengal	—	—	—	—	—	13,493	13,096	21,688	7,286	7,954
„ Bombay	—	—	—	—	—	42,899	24,670	43,933	54,853	27,724
„ Sind	—	—	—	—	—	44,666	37,679	36,315	10,781	137
„ Madras	—	—	—	—	—	26,181	32,146	25,798	37,510	50,073
„ Burma	—	—	—	—	—	18,439	11,007	9,936	5,225	6,438
TOTAL	—	—	—	—	—	1,48,478	1,18,591	1,38,218	1,15,655	92,325
Sheet and Plate (III. H)—	Sqr. feet	Sqr. feet	Sqr. feet	Sqr. feet	Sqr. feet					
United Kingdom (including Channel Islands)	887,072	912,721	943,283	794,503	777,521	8,59,010	8,30,328	8,05,617	2,80,670	3,14,922
Other British Possessions	615	1,022	1,095	3	66,050	180	523	192	6	4,132
TOTAL BRITISH EMPIRE	887,687	913,743	944,378	794,506	843,571	8,59,190	8,30,851	8,05,809	2,80,676	3,19,104
Germany	1,301,957	838,572	968,291	706,362	450,132	1,72,300	1,12,570	1,44,385	79,156	93,880
Netherlands	169,908	93,573	101,271	197,182	9,431	1,86,026	1,03,855	1,18,842	80,719	12,037
Belgium	14,502,247	10,548,904	11,504,194	6,336,785	9,223,848	14,36,179	11,51,302	13,77,367	9,90,188	11,69,372
France	142,093	92,810	130,652	212,708	12,296	82,672	25,892	20,201	26,343	3,844
Czechoslovakia	818,846	1,054,952	688,244	997,218	668,049	1,37,409	1,30,652	1,12,767	1,09,140	80,569
Japan	1,980,350	2,198,800	4,277,680	10,249,200	13,541,785	1,12,114	1,16,653	2,35,895	5,53,853	6,85,095
Other Foreign Countries	870	314	4,830	46,085	15,542	669	170	975	2,211	4,363
TOTAL FOREIGN COUNTRIES	18,915,971	14,882,931	17,075,172	18,745,540	23,921,083	20,28,359	16,41,384	20,05,432	18,43,610	20,48,965
Share of Bengal	6,685,502	4,249,787	5,198,923	6,327,142	7,837,051	6,79,397	4,54,636	5,35,150	5,62,628	6,12,253
„ Bombay	5,735,828	5,066,586	6,309,513	5,826,135	7,154,028	8,05,245	7,19,432	8,49,208	7,39,446	8,31,927
„ Sind	2,153,924	2,123,207	1,673,425	2,046,281	3,144,641	2,74,938	2,96,321	2,84,317	2,89,925	3,41,364
„ Madras	3,532,169	3,036,306	3,850,568	3,831,837	5,022,491	3,75,340	3,18,019	4,18,050	3,79,313	4,33,758
„ Burma	1,641,235	1,315,288	1,589,121	1,458,741	1,665,343	2,52,529	1,33,332	2,24,518	1,52,474	1,48,164
TOTAL { Sqr. feet = cwts.	19,803,658 =228,793	15,746,674 =187,048	18,619,550 =216,255	19,540,136 =220,703	24,763,954 =273,654	23,87,549	19,72,300	23,11,243	21,24,186	23,67,069
Tableware including decanters, tumblers, etc. (III. H)—										
United Kingdom (including Channel Islands)	—	—	—	—	—	86,226	68,771	32,608	33,361	47,286
Other British Possessions	—	—	—	—	—	6,741	1,868	150	1,040	80
TOTAL BRITISH EMPIRE	—	—	—	—	—	92,967	70,639	32,758	34,409	47,366

ARTICLES, AND COUNTRIES OF CONSIGNMENT; ALSO SHARE OF EACH PROVINCE	QUANTITY					VALUE				
	1930-31	1931-32	1932-33	1933-34	1934-35	1930-31	1931-32	1932-33	1933-34	1934-35
Glass and Glassware—continued						R	R	R	R	R
<i>Tableware including decanters, tumblers, etc. (III. H)—continued</i>										
Sweden	—	—	—	—	—	5,165	2,189	2,432	5,170	2,978
Germany	—	—	—	—	—	1,10,987	72,872	42,800	80,235	23,138
Belgium	—	—	—	—	—	1,10,168	87,886	24,712	16,295	11,746
France	—	—	—	—	—	2,991	15,811	417	225	1,559
Italy (including Fiume)	—	—	—	—	—	6,120	3,643	7,057	10,984	61
Austria	—	—	—	—	—	5,176	4,857	504	2,959	1,181
Czechoslovakia	—	—	—	—	—	21,704	29,505	9,034	8,761	13,934
China (exclusive of Hongkong and Macao)	—	—	—	—	—	2,501	227	6,041
Japan	—	—	—	—	—	5,74,350	2,48,639	4,17,734	4,06,135	4,44,461
Other Foreign Countries	—	—	—	—	—	2,680	5,621	2,448	4,149	1,921
TOTAL FOREIGN COUNTRIES	—	—	—	—	—	8,52,872	5,19,928	5,06,936	4,91,133	5,06,831
<i>Share of Bengal</i>	—	—	—	—	—	21,756	42,029	22,427	48,022	25,234
" <i>Bombay</i>	—	—	—	—	—	4,50,526	2,61,162	1,67,929	1,38,322	1,49,920
" <i>Sind</i>	—	—	—	—	—	1,70,545	1,32,926	94,122	1,48,481	1,01,345
" <i>Madras</i>	—	—	—	—	—	24,221	54,429	92,060	46,202	76,211
" <i>Burma</i>	—	—	—	—	—	1,48,822	89,227	1,62,096	1,45,906	1,71,581
TOTAL	—	—	—	—	—	9,45,839	5,90,562	5,39,694	5,25,542	5,64,201
Other Glassware (III. H)—										
United Kingdom (including Channel Islands)	—	—	—	—	—	4,05,708	2,77,985	2,55,613	4,00,812	2,89,701
Ceylon (excluding Maldives)	—	—	—	—	—	9,708	7,967	2,155	1,166	1,067
Straits Settlements	—	—	—	—	—	11,945	10,141	6,974	4,253	2,191
Other British Possessions	—	—	—	—	—	2,226	4,421	4,444	2,479	2,224
TOTAL BRITISH EMPIRE	—	—	—	—	—	4,80,695	4,00,516	2,71,186	4,09,710	2,96,188
Sweden	—	—	—	—	—	2,598	1,580	5,944	7,699	6,949
Germany	—	—	—	—	—	4,61,984	2,61,762	4,10,569	2,48,689	2,64,642
Netherlands	—	—	—	—	—	5,406	1,799	1,955	8,145	6,729
Belgium	—	—	—	—	—	1,21,292	32,776	75,052	47,424	60,094
France	—	—	—	—	—	51,848	27,962	52,922	27,159	27,515
Switzerland	—	—	—	—	—	22,212	16,141	11,054	295	1,575
Italy (including Fiume)	—	—	—	—	—	26,820	37,244	22,245	22,995	24,790
Austria	—	—	—	—	—	14,620	18,494	37,872	42,224	40,419
Czechoslovakia	—	—	—	—	—	42,527	42,471	68,516	63,712	95,794
China (exclusive of Hongkong and Macao)	—	—	—	—	—	15,020	7,609	12,027	12,420	11,790
Japan	—	—	—	—	—	9,56,872	9,65,125	12,08,447	17,29,529	18,16,666
United States of America— <i>Via Atlantic Coast</i>	—	—	—	—	—	50,964	45,392	24,907	29,007	20,291
" <i>Pacific</i> "	—	—	—	—	—	98	42	125	244	445
Other Foreign Countries	—	—	—	—	—	5,119	2,247	462	9,692	2,655
TOTAL FOREIGN COUNTRIES	—	—	—	—	—	17,27,951	15,61,854	25,49,710	28,62,511	22,72,762
<i>Share of Bengal</i>	—	—	—	—	—	11,06,072	9,22,225	42,27,020	12,17,025	12,21,061
" <i>Bombay</i>	—	—	—	—	—	2,61,727	7,40,127	12,24,727	10,24,400	10,64,022
" <i>Sind</i>	—	—	—	—	—	55,612	92,160	22,424	1,12,012	1,44,222
" <i>Madras</i>	—	—	—	—	—	1,42,912	1,52,129	1,92,249	1,71,722	2,22,411
" <i>Burma</i>	—	—	—	—	—	1,11,202	41,227	70,772	22,992	22,222
TOTAL	—	—	—	—	—	22,18,046	19,62,268	29,20,296	27,72,221	27,69,961
Total value of Glass and Glassware—										
United Kingdom (including Channel Islands)	—	—	—	—	—	16,21,970	12,20,522	12,00,951	10,26,024	12,25,111
Ceylon (excluding Maldives)	—	—	—	—	—	20,412	19,752	12,225	12,067	14,067
Straits Settlements	—	—	—	—	—	52,920	42,794	56,720	51,162	45,067
Hongkong	—	—	—	—	—	20,705	2,051	22,221	21,222	10,222

No. 10—continued

ARTICLES, AND COUNTRIES OF CONSIGNMENT; ALSO SHARE OF EACH PROVINCE	QUANTITY					VALUE				
	1980-81	1981-82	1982-83	1933-34	1934-35	1980-81	1981-82	1982-83	1933-34	1934-35
						R	R	R	R	R
<i>Glass and Glassware—concluded</i>										
<i>Total value of Glass and Glassware (III, H)—continued</i>										
New Zealand	—	—	—	—	—	8,819	50
Other British Possessions	—	—	—	—	—	2,199	4,180	3,899	2,968	2,277
TOTAL BRITISH EMPIRE	—	—	—	—	—	17,51,588	14,01,249	13,08,186	11,74,115	18,08,216
Sweden	—	—	—	—	—	1,41,708	63,272	90,870	1,08,162	1,96,205
Norway	—	—	—	—	—	100	328	364	263	5,154
Germany	—	—	—	—	—	23,50,466	20,33,872	17,72,119	13,44,288	18,91,600
Netherlands	—	—	—	—	—	1,59,464	1,10,259	1,19,010	1,16,151	23,557
Belgium	—	—	—	—	—	17,52,651	12,69,116	15,08,169	10,74,895	12,54,694
France	—	—	—	—	—	1,54,526	99,459	1,06,058	64,692	40,998
Spain	—	—	—	—	—	15,164	45,497	3,854	27,397	28,501
Switzerland	—	—	—	—	—	32,314	16,171	12,326	410	1,575
Italy (including Fiume)	—	—	—	—	—	2,78,389	2,46,945	2,17,263	2,29,917	2,94,623
Austria	—	—	—	—	—	2,68,132	1,07,758	1,55,387	1,57,300	2,09,750
Czechoslovakia	—	—	—	—	—	39,25,161	23,46,201	22,89,656	19,95,454	19,21,773
Albania	—	—	—	—	—	6,147
China (exclusive of Hongkong and Macao)	—	—	—	—	—	1,10,091	1,15,137	71,288	64,358	80,030
Japan	—	—	—	—	—	54,71,888	42,01,938	65,45,239	57,01,065	64,46,578
United States of America— Via Atlantic Coast	—	—	—	—	—	3,58,231	1,23,297	52,736	60,190	45,885
" Pacific "	—	—	—	—	—	175	546	155	252	473
Other Foreign Countries	—	—	—	—	—	11,269	9,169	3,906	9,645	7,236
TOTAL FOREIGN COUNTRIES	—	—	—	—	—	1,47,26,402	1,07,95,960	1,29,43,790	1,10,39,329	1,19,48,221
<i>Share of Bengal</i>	—	—	—	—	—	49,43,257	33,72,637	33,07,404	35,79,498	37,51,113
" Bombay "	—	—	—	—	—	71,49,056	56,68,798	69,78,397	54,94,676	58,90,471
" Sind "	—	—	—	—	—	14,02,199	11,69,260	9,47,236	11,41,539	13,27,908
" Madras "	—	—	—	—	—	20,67,260	14,41,360	17,83,959	13,67,565	16,07,533
" Burma "	—	—	—	—	—	9,11,179	5,45,244	7,29,970	4,40,266	6,79,411
TOTAL	—	—	—	—	—	1,64,77,940	1,21,97,209	1,42,46,926	1,22,18,444	1,34,56,436
<i>Glue (III, U)—</i>	Owts.	Owts.	Owts.	Owts.	Owts.					
United Kingdom (including Channel Islands)	5,711	5,821	4,343	4,442	4,475	1,57,555	1,25,819	1,01,016	96,018	90,010
Hongkong	147	41	1	74	261	3,273	1,222	58	1,938	3,877
Other British Possessions	23	39	8	20	54	789	2,043	398	618	1,591
TOTAL BRITISH EMPIRE	5,881	5,899	4,352	4,536	4,790	1,61,617	1,29,084	1,01,467	98,569	95,478
U. S. S. R.—										
Northern	80	263	223	650	371	2,235	6,201	3,819	10,177	5,464
Southern	20	25	30	129	..	461	646	603	2,325	..
Sweden	431	260	1,233	1,099	1,303	19,403	11,943	29,375	54,512	33,170
Germany	3,377	3,463	3,312	3,040	337	85,617	77,985	63,830	54,695	16,647
Netherlands	257	656	499	353	187	7,452	26,964	12,832	3,223	4,157
Belgium	4,196	4,803	2,783	2,351	2,266	2,33,907	2,28,121	1,46,274	1,36,119	99,973
France	50	70	153	200	31	2,258	3,643	4,619	7,996	3,913
Switzerland	334	158	65	110	..	9,335	4,233	1,751	3,130	..
Italy (including Fiume)	72	66	..	53	390	2,301	2,339	2	1,537	6,370
Austria	40	16	53	233	933	1,143	245	1,026	6,556	14,436
Hungary	255	330	1,740	14	..	6,150	6,370	26,633
China (exclusive of Hongkong and Macao)	203	141	146	50	212	3,943	4,735	4,922	1,536	5,333
Japan	3,333	2,527	4,050	4,369	2,249	2,08,325	1,16,337	1,27,350	1,32,133	61,562
United States of America— Via Atlantic Coast	62	453	63	106	45	7,313	10,079	7,247	9,636	3,273
" Pacific "	50	..
Other Foreign Countries	39	196	..	90	310	1,466	5,243	1	1,521	5,293
TOTAL FOREIGN COUNTRIES	13,044	13,105	13,773	15,073	11,514	5,95,731	4,97,679	4,10,801	4,36,174	2,56,499

ARTICLES, AND COUNTRIES OF CONSIGNMENT; ALSO SHARE OF EACH PROVINCE	QUANTITY					VALUE				
	1930-31	1931-32	1932-33	1933-34	1934-35	1930-31	1931-32	1932-33	1933-34	1934-35
	Cwts.	Cwts.	Cwts.	Cwts.	Cwts.	₹	₹	₹	₹	₹
Opium (III. U)—continued										
Share of Bengal . . .	6,661	5,954	4,327	5,228	3,552	3,08,381	2,24,625	1,73,877	1,84,694	1,04,576
“ Bombay . . .	6,939	7,655	5,776	6,496	6,674	2,55,415	2,04,244	1,44,236	1,91,031	1,39,219
“ Sind . . .	1,171	835	1,600	1,280	1,600	88,890	19,807	33,320	24,299	27,527
“ Madras . . .	2,048	2,713	3,044	2,947	3,153	85,448	89,952	94,899	87,161	67,989
“ Burma . . .	2,056	1,846	2,323	1,590	1,326	84,166	78,235	64,736	47,558	42,605
TOTAL . . .	18,925	19,003	17,180	19,609	16,304	7,62,290	6,26,768	5,11,768	5,34,743	3,81,917
Grain, Pulse and Flour— Barley (I. C.)—										
Hongkong . . .		61	371	7,367	365	368	271
Other British Possessions	9	..	279	244	201	947	207
TOTAL BRITISH EMPIRE	61	..	9	..	650	7,611	566	1,310	478
Iraq . . .	160	4,487	821	12,402	4,34,807	1,03,698
Iran	6	..	117	830	..	9,150	..
Other Foreign Countries . . .	16	13	11	11	10	1,571	1,503	1,681	1,526	1,334
TOTAL FOREIGN COUNTRIES	166	19	11	4,615	831	13,973	2,333	1,681	4,45,483	1,04,282
Share of Bengal	80	..	2	8,733	..	248	..
“ Bombay . . .	20	..	3	3,668	831	2,041	..	648	3,85,399	1,04,331
“ Sind . . .	146	..	8	745	..	11,993	97	1,133	69,838	..
“ Madras	8	50	765	7
“ Burma	1	..	589	1,114	516	643	471
TOTAL . . .	166	80	11	4,624	831	14,623	9,944	2,247	4,46,793	1,04,760
Beans (dry) (I. C.)—										
Aden and Dependencies	32	19	5,424	3,084
Ceylon (excluding Maldives) . . .	588	551	75	..	8	1,32,144	58,214	9,822	..	516
Straits Settlements . . .	175	185	66	150	152	24,653	25,012	9,724	19,024	19,226
Hongkong . . .	5,262	1,759	912	488	500	8,25,627	2,68,246	1,60,648	85,265	74,547
Other British Possessions . . .	7	9	4	11	6	3,108	4,200	2,772	3,926	2,404
TOTAL BRITISH EMPIRE . . .	6,822	2,530	1,076	649	661	9,85,532	3,56,096	1,75,560	1,08,215	96,693
Iraq . . .	365	461	840	73	119	60,225	53,147	53,366	14,575	22,714
Java . . .	1,166	612	126	138	..	1,42,479	69,574	13,182	12,999	..
French Indo-China	138	11,060	..
China (exclusive of Hongkong and Macao) . . .	4,298	2,579	794	115	92	5,71,202	3,22,495	1,12,124	12,252	8,991
Portuguese East Africa . . .	58	16	45	10	38	14,635	2,134	7,000	1,650	6,365
Other Foreign Countries . . .	6	30	22	82	2	1,303	1,977	4,581	9,212	1,571
TOTAL FOREIGN COUNTRIES	5,893	3,698	1,327	551	251	7,90,344	4,52,327	1,90,262	61,748	38,919
Share of Bengal . . .	6	..	48	103	6	1,070	107	7,282	11,273	1,011
“ Bombay . . .	2,511	4,413	1,680	243	197	13,81,344	5,61,763	2,42,564	37,648	34,355
“ Sind . . .	16	36	2	4	30	3,366	5,220	1,202	1,518	3,757
“ Madras . . .	2,169	1,260	274	395	8	2,89,594	1,40,805	32,997	35,409	940
“ Burma . . .	523	519	419	455	671	1,00,502	1,00,868	82,657	84,115	95,532
TOTAL . . .	12,225	6,228	2,403	1,200	912	17,75,876	8,08,423	3,65,802	1,60,663	1,35,612
Gram (I. C.)—										
TOTAL BRITISH EMPIRE . . .	115	16	29	10	6	14,435	1,391	8,804	1,123	596
Iraq	12	104	1,122	11,997
Other Foreign Countries	15	..	123	72	82	1,675	24
TOTAL FOREIGN COUNTRIES	27	104	123	72	82	2,797	12,021

No. 10—continued

ARTICLES, AND COUNTRIES OF CONSIGNMENT; ALSO SHARE OF EACH PROVINCE	QUANTITY					VALUE				
	1930-31	1931-32	1932-33	1933-34	1934-35	1930-31	1931-32	1932-33	1933-34	1934-35
Grain, Pulse and Flour—continued						R	R	R	R	R
<i>Gram (I. O)—continued</i>	Tons	Tons	Tons	Tons	Tons					
Share of Bengal	21	..	20	26	..	3,070	..	2,936	2,760	..
" Bombay	12	72	77	72	52	1,147	9,419
" Sind	32	2,602
" Madras	94	16	9	..	6	11,401	1,377	918	4	551
" Burma	10	14	..	19	45
TOTAL	115	16	29	37	110	14,558	1,403	3,946	3,920	12,017
<i>Jowar and Bajra (I. O)—</i>	Tons	Tons	Tons	Tons	Tons					
Aden and Dependencies	38	5,020	..
Other British Possessions	1	100	4	..
TOTAL BRITISH EMPIRE	1	38	100	5,024	..
Iraq	198	7	73	700	707	22,415	700	7,900	57,189	65,801
Portuguese East Africa	66	9,270
Other Foreign Countries	30	8,605	18
TOTAL FOREIGN COUNTRIES	294	7	73	700	707	38,290	718	7,900	57,189	65,801
Share of Bombay	170	7	74	96	390	21,640	716	8,000	9,224	40,354
" Sind	122	643	377	13,650	33,689	25,447
TOTAL	292	7	74	739	767	35,290	716	8,000	62,813	65,801
<i>Pulse (I. O)—</i>	Tons	Tons	Tons	Tons	Tons					
Aden and Dependencies	245	480	105	240	16	33,502	70,030	10,812	29,679	1,395
Bahrain Islands	7	5	..	82	8	1,365	790	..	12,009	576
Ceylon (excluding Maldives)	1,185	610	170	543	610	1,47,945	66,987	16,287	60,101	43,096
Straits Settlements	1,376	323	117	93	116	2,01,756	48,445	17,422	11,961	14,243
Hongkong	2,952	1,216	590	540	892	5,04,227	1,49,661	79,589	55,990	1,09,234
Commonwealth of Australia	129	169	84	128	117	29,017	26,883	22,557	31,940	22,228
Other British Possessions	89	6	27	15	34	14,890	1,485	3,775	4,154	6,825
TOTAL BRITISH EMPIRE	5,988	2,321	1,093	1,647	1,688	9,38,009	3,59,231	1,50,892	1,95,934	1,96,616
Iraq	4,414	6,158	2,189	5,851	5,759	6,87,571	7,50,837	2,77,148	6,41,666	7,86,048
Iran	85	29	51	88	19	7,668	2,318	5,109	4,536	3,915
Java	1,008	210	1	250	103	3,54,227	28,051	362	22,988	12,600
Siam	48	1,129	4,834	92,247
French Indo-China	113	238	9,480	20,280
China (excluding of Hongkong and Macao)	11,002	1,806	1,452	3,170	1,763	18,00,125	2,16,888	1,90,144	3,77,293	1,93,891
Japan	51	1	2	41	42	19,442	403	368	4,144	4,468
Portuguese East Africa	25	4	..	12	11	5,343	725	..	1,900	1,720
Other Foreign Countries	50	10	2	38	2	7,261	1,158	564	5,523	630
TOTAL FOREIGN COUNTRIES	10,585	8,207	3,697	9,061	9,066	29,31,637	10,00,820	4,82,690	10,72,364	10,66,794

No. 10—continued

ARTICLES, AND COUNTRIES OF CONSIGNMENT; ALSO SHARE OF EACH PROVINCE	QUANTITY					VALUE				
	1930-31	1931-32	1932-33	1933-34	1934-35	1930-31	1931-32	1932-33	1933-34	1934-35
Grain, Pulse and Flour—continued.						R	R	R	R	R
<i>Pulse (I. O)—continued</i>	Tons	Tons	Tons	Tons	Tons					
Share of Bengal	1,076	936	360	292	76	1,67,831	1,20,762	46,240	33,976	11,2
" Bombay	16,383	6,098	2,777	6,962	6,442	27,25,019	7,62,760	3,94,879	8,91,602	3,66,3
" Sind	1,994	3,069	1,367	2,372	2,093	2,99,616	3,77,815	1,68,051	2,26,920	2,03,21
" Madras	3,068	814	196	1,037	2,023	6,32,886	93,133	19,946	96,642	1,72,0
" Burma	48	111	90	66	70	9,694	16,652	13,966	9,499	2,9
TOTAL	22,568	11,028	4,790	10,708	10,754	38,14,646	18,60,111	6,38,082	12,68,198	12,68,1
Rice in the husk (I. O)—	Tons	Tons	Tons	Tons	Tons					
Total British Empire	19	12	10	2	9	1,592	614	660	224	62
French Indo-China	1,551	9,080	..	1,278	71,576	1,21,789	5,70,207	..	58,768	36,29,88
Siam	1	3,101	30,540	30	1,65,180	20,05,88
Other Foreign Countries	1	368	155	7
TOTAL FOREIGN COUNTRIES	1,552	9,080	1	4,379	111,124	1,22,162	5,70,422	37	2,22,954	56,35,80
Share of Bengal	11,843	6,02,116
" Bombay	1	368	155	7	10	..
" Madras	1,560	9,042	10	4,381	99,290	1,22,666	5,70,881	660	2,24,168	80,27,36
" Burma	10	..	1	816	..	30
TOTAL	1,571	9,042	11	4,381	111,133	1,23,744	5,71,036	697	2,24,178	86,36,60
Rice not in the husk (I. O)—	Tons	Tons	Tons	Tons	Tons					
Straits Settlements	361	104	72	40	24	46,438	11,359	6,526	4,389	2,381
Other British Possessions	48	23	18	10	11	9,584	4,340	2,884	1,590	1,689
TOTAL BRITISH EMPIRE	409	127	90	50	35	56,022	15,699	9,410	5,979	4,070
Siam	101	2,292	14,696	54,093	246,936	11,236	2,74,083	12,44,867	30,06,651	1,02,10,464
French Indo-China	3,482	12,944	20,610	25,015	33,842	2,72,527	10,79,667	18,38,557	15,80,124	24,63,541
China (exclusive of Hong-kong and Macao)	1,000	1,966	..	2	1	1,24,536	1,88,108	40	205	103
Japan	2,438	577	107	4,834	2,098	2,28,781	62,965	15,767	3,00,528	1,31,711
Other Foreign Countries	20	25	7	30	6	4,672	4,275	1,937	5,986	1,071
TOTAL FOREIGN COUNTRIES	7,036	17,804	35,420	88,974	282,883	7,41,752	16,04,198	31,00,677	48,93,394	1,87,06,631
Share of Bengal	86	44	16	731	10,084	3,075	9,038	3,466	34,668	6,23,96
" Bombay	2,384	530	57	5,586	3,399	2,29,969	61,813	10,842	3,81,401	3,44,42
" Sind	2	2	..	587	318	442	420	39
" Madras	3,965	17,301	35,418	77,665	269,435	4,33,554	15,47,869	30,92,824	44,78,102	1,73,32,21
" Burma	1,008	6	19	40	..	1,25,539	859	2,507	4,782	1
TOTAL	7,446	17,931	35,510	84,024	282,918	7,97,724	16,19,897	31,10,087	48,99,378	1,88,01,08
Rice flour (I. O)—	Tons	Tons	Tons	Tons	Tons					
TOTAL BRITISH EMPIRE	18	26	40
TOTAL FOREIGN COUNTRIES	..	1	1	58	164

No. 10—continued

ARTICLES, AND COUNTRIES OF CONSIGNMENT; ALSO SHARE OF EACH PROVINCE	QUANTITY					VALUE				
	1930-31	1931-32	1932-33	1933-34	1934-35	1930-31	1931-32	1932-33	1933-34	1934-35
Wheat, Pulse and Flour—continued						R	R	R	R	R
Rice flour (I. O)—continued	Tons	Tons	Tons	Tons	Tons					
Share of Bengal	38
.. Bombay	1	16	73
.. Sind	1	164
.. Madras	3	2	8
.. Burma	9
TOTAL	..	1	1	18	84	204
Wheat (I. O)—	Tons	Tons	Tons	Tons	Tons					
Kenya Colony	30	6,640
Commonwealth of Australia	209,151	109,865	33,482	18,277	7,433	1,79,18,622	71,00,071	29,25,268	12,52,752	5,31,093
Other British Possessions	12	16	46	76	14
TOTAL BRITISH EMPIRE	209,181	109,865	33,482	18,277	7,433	1,79,25,174	71,00,086	29,25,309	12,52,828	5,31,107
Iraq	23,740	1,404	..	21	..	35,07,994	1,11,058	..	1,690	..
Iran	108	18,058
Other Foreign Countries	11	1,620	20
TOTAL FOREIGN COUNTRIES	23,859	1,404	..	21	..	35,27,672	1,11,058	..	1,690	20
Share of Bengal	121,237	80,576	28,213	3,769	2,969	93,32,000	49,35,996	23,45,681	6,51,732	2,02,036
.. Bombay	89,641	27,805	5,269	9,030	4,464	27,37,263	20,44,347	6,79,582	6,62,074	3,29,066
.. Sind	7,932	5,16,307	4	12
.. Madras	18	1,478	15	46	72	20
.. Burma	13,208	2,333	..	509	..	13,16,693	3,20,281	..	40,536	2
TOTAL	232,034	111,269	33,482	18,298	7,433	2,14,52,746	73,01,139	29,35,309	12,54,518	5,31,127
Wheat flour in bags (I. O)—	Tons	Tons	Tons	Tons	Tons					
United Kingdom (including Channel Islands)	5	4	9	42	95	536	525	2,024	7,624
Straits Settlements	29	13	16	20	21	7,278	2,489	2,640	3,297	3,067
Canada—										
Vid Atlantic Coast	56	..
" Pacific "	44	9	..	6,100	29
Commonwealth of Australia	37	12	41	5	96	5,872	1,576	4,202	693	9,102
Other British Possessions	42	3	..	3	..	4,251	408	110	219	84
TOTAL BRITISH EMPIRE	108	33	60	81	159	17,496	4,968	7,477	12,339	19,925
TOTAL FOREIGN COUNTRIES	12	1	1	..	9	2,018	262	49	118	1,063
Share of Bengal	10	2	..	48	20	2,536	67	..	6,685	2,537
.. Bombay	78	15	45	9	12	9,120	1,851	4,725	1,724	1,047
.. Sind	1	1	121	49	79	20
.. Madras	3	576	39	87
.. Burma	29	17	15	24	136	7,237	3,152	2,695	4,019	17,409
TOTAL	120	34	61	81	168	19,509	5,280	7,528	12,507	21,013

GENERAL IMPORTS

No. 10—continued

ARTICLES, AND COUNTRIES OF CONSIGNMENT; ALSO SHARE OF EACH PROVINCE	QUANTITY					VALUE				
	1930-31	1931-32	1932-33	1933-34	1934-35	1930-31	1931-32	1932-33	1933-34	1934-35
Grain, Pulse and Flour—continued						R	R	R	R	R
<i>Other sorts (I. C)—</i>	Tons	Tons	Tons	Tons	Tons					
United Kingdom (including Channel Islands)	28	28	6	9	226	3,515	4,530	1,711	2,380	20,730
Ceylon (excluding Maldives)	69	149	417	53	1	8,900	6,637	19,448	3,844	5
Straits Settlements	..	159	..	4	45	18	21,088	27	568	4,411
Union of South Africa	199	21,062
Commonwealth of Australia	468	288	120	114	118	65,246	32,758	16,812	16,218	23,350
Other British Possessions	1	5	18	6	1	120	869	1,759	554	83
TOTAL BRITISH EMPIRE	760	579	561	186	391	98,856	66,467	39,767	28,559	48,734
Siam	5	278	510	20,311
Iran	116	14,824
Java	..	110	..	1	12,506	..	660	..
Other Foreign Countries	..	25	19	30	42	164	3,510	1,200	3,169	4,449
TOTAL FOREIGN COUNTRIES	116	145	19	36	315	15,048	16,016	1,200	4,339	24,770
Share of Bengal	389	4	18	24	238	40,549	488	1,759	4,328	30,433
.. Bombay	127	36	19	1	36	16,223	3,695	1,356	361	3,892
.. Sind	5	8	8	652	1,267	..	375	316
.. Madras	147	504	421	104	343	18,030	50,353	19,913	9,440	27,376
.. Burma	208	173	122	93	83	38,039	26,779	18,019	13,384	11,111
TOTAL	876	724	580	222	706	1,18,908	82,482	41,047	27,898	78,494
Total Grain, Pulse and Flour—	Tons	Tons	Tons	Tons	Tons					
United Kingdom (including Channel Islands)	51	58	36	45	310	12,840	12,139	8,147	12,678	35,897
Aden and Dependencies	246	520	125	278	16	38,868	75,790	18,996	85,299	1,395
Bahrain Islands	7	8	..	82	9	1,868	1,160	..	12,018	576
Ceylon (excluding Maldives)	2,280	1,354	633	602	534	3,07,145	1,85,567	47,242	54,917	45,796
Straits Settlements	1,961	784	275	315	358	2,83,278	1,04,094	87,080	40,004	44,089
Hongkong	8,215	3,085	1,538	1,054	1,892	18,30,481	4,21,342	2,85,256	1,43,749	1,64,186
Union of South Africa	200	..	8	21,252	..	230
Zanzibar and Pemba	64	..	2	5,678	28	360	84	27
Kenya Colony	51	1	9	1	8	8,760	190	1,545	115	375
Canada—										
Via Atlantic Coast	56	..
" Pacific "	44	9	..	6,100	28
Commonwealth of Australia	209,785	110,284	83,731	18,526	7,764	1,80,18,657	72,51,283	29,69,254	18,02,018	5,85,809
Other British Possessions	47	5	..	2	2	9,411	687	65	107	805
TOTAL BRITISH EMPIRE	222,907	116,044	86,402	20,949	10,382	2,00,32,733	80,02,189	33,13,125	16,07,085	8,98,033

No. 10—continued

ARTICLES, AND COUNTRIES OF CONSIGNMENT: ALSO SHARE OF EACH PROVINCE	QUANTITY					VALUE				
	1930-31	1931-32	1932-33	1933-34	1934-35	1930-31	1931-32	1932-33	1933-34	1934-35
<i>Grain, Pulse and Flour—concluded</i>						R	R	R	R	R
Total Grain, Pulse and Flour —continued	Tons	Tons	Tons	Tons	Tons					
Iraq	27,965	8,062	2,622	10,645	7,609	43,06,049	9,19,454	3,80,935	11,51,444	9,42,408
Iran	150	37	69	184	21	28,457	5,041	7,722	18,980	4,615
Java	2,183	928	131	388	104	4,98,126	1,10,764	14,769	37,647	12,810
Siam	101	2,292	14,697	37,311	287,887	11,236	2,74,107	12,44,397	31,82,029	1,83,29,954
French Indo-China	5,033	21,973	20,610	26,561	105,655	4,94,316	16,50,184	18,38,557	16,60,292	61,08,724
China (exclusive of Hong- kong and Macao)	16,330	6,364	2,246	3,314	1,856	24,99,428	7,24,036	3,11,817	3,93,120	2,02,960
Japan	2,485	599	112	4,686	2,141	2,48,706	66,283	17,345	3,66,172	1,36,489
Portuguese East Africa	149	20	45	..	49	29,200	2,859	7,000	..	7,035
Other Foreign Countries	89	31	18	75	28	14,326	5,658	4,430	13,392	5,865
TOTAL FOREIGN COUNTRIES	54,505	40,316	40,550	103,364	405,350	81,29,904	37,58,330	37,84,822	67,63,076	2,57,46,410
<i>Share of Bengal</i>	<i>122,824</i>	<i>31,641</i>	<i>38,678</i>	<i>9,984</i>	<i>25,235</i>	<i>1,00,95,521</i>	<i>30,75,241</i>	<i>24,07,398</i>	<i>6,45,709</i>	<i>14,30,432</i>
.. Bombay	118,315	38,954	2,904	25,798	15,883	1,41,23,134	34,27,635	12,32,601	23,70,650	17,33,193
.. Sind	10,217	3,114	1,379	3,766	2,538	8,45,971	3,84,833	1,71,941	3,52,743	2,35,347
.. Madras	11,024	28,937	36,322	32,550	371,107	14,99,937	24,04,374	31,66,519	43,44,592	2,20,51,361
.. Burma	15,032	3,714	666	1,187	989	15,98,074	1,68,537	1,20,399	1,55,587	1,31,512
TOTAL	277,412	156,360	76,952	124,313	415,732	2,81,62,637	1,17,60,525	70,97,947	83,70,161	2,66,46,395
<i>Graphite crucibles (H. B)—</i>	<i>Cwts.</i>	<i>Cwts.</i>	<i>Cwts.</i>	<i>Cwts.</i>	<i>Cwts.</i>					
United Kingdom (including Channel Islands)	2,460	2,874	2,198	2,040	2,523	1,27,567	1,49,900	1,17,825	1,16,503	1,38,605
Other British Possessions	8	78
TOTAL BRITISH EMPIRE	2,460	2,874	2,201	2,040	2,523	1,27,567	1,49,900	1,17,603	1,16,503	1,38,605
Germany	666	955	470	948	623	32,447	30,787	21,071	38,578	27,560
Japan	11	29	..	983	1,665	549	924	..	31,924	29,965
United States of America— Via Atlantic Coast	77	125	24	35	2	3,116	7,360	2,016	1,599	101
Other Foreign Countries	12	27	7	493	777	435	5	..
TOTAL FOREIGN COUNTRIES	766	1,136	501	1,966	2,290	36,605	39,848	23,522	62,106	57,926
<i>Share of Bengal</i>	<i>997</i>	<i>600</i>	<i>82</i>	<i>1,437</i>	<i>1,841</i>	<i>41,658</i>	<i>17,379</i>	<i>5,596</i>	<i>59,053</i>	<i>67,535</i>
.. Bombay	1,749	2,811	1,861	1,969	2,335	33,615	1,39,533	94,937	30,721	1,03,517
.. Sind	297	441	523	393	363	18,622	23,845	27,295	23,344	18,956
.. Madras	163	125	230	167	90	3,779	6,964	13,006	5,491	1,186
.. Burma	37	33	6	..	134	2,493	2,197	291	..	7,285
TOTAL	3,226	4,010	2,702	4,006	4,813	1,54,173	1,89,748	2,41,125	1,78,609	1,96,581
<i>Gums and Resins— Arabic (H. D)—</i>	<i>Cwts.</i>	<i>Cwts.</i>	<i>Cwts.</i>	<i>Cwts.</i>	<i>Cwts.</i>					
United Kingdom (including Channel Islands)	2,447	139	13	25	98	64,042	4,368	805	757	2,633
Aden and Dependencies	2,789	1,366	975	1,007	1,501	69,483	30,623	24,282	22,784	30,784
Tanganyika Territory	43	..	21	..	2,788	1,200	..	651	..	62,006
Somaland Protectorate	125	79	..	94	259	3,135	1,825	..	2,127	5,799
Anglo-Egyptian Sudan	590	1,088	808	874	1,425	15,406	23,440	17,602	20,139	29,200
Other British Possessions	2	7	12	227	27	50	225	351	4,571	1,412
TOTAL BRITISH EMPIRE	5,006	2,676	1,838	2,227	6,003	1,53,315	60,406	48,401	50,378	21,32,132

ARTICLES, AND COUNTRIES OF CONSIGNMENT; ALSO SHARE OF EACH PROVINCE	QUANTITY					VALUE				
	1930-31	1931-32	1932-33	1933-34	1934-35	1930-31	1931-32	1932-33	1933-34	1934-35
Gums and Resins—continued										
Arabic (II. D)—continued	Owts.	Owts.	Owts.	Owts.	Owts.	R	R	R	R	R
Germany	180	21	236	16	71	10,108	798	9,257	368	1,860
Native States in Arabia other than Maskat Territory and Trucial Oman	602	225	161	70	156	18,422	4,765	3,695	1,670	4,308
Iran	214	12	6	6,009	270	26
Egypt	771	940	1,155	191	..	25,484	29,122	26,275	3,926	..
Italian East Africa (Somaliland and Eritrea)	958	397	746	19,941	3,612	15,312
Other Foreign Countries	166	232	272	115	126	4,670	5,774	5,796	3,476	3,822
TOTAL FOREIGN COUNTRIES	2,981	1,828	2,577	392	363	84,095	48,402	60,271	9,245	10,019
Share of Bengal	1,069	1,126	1,697	244	61	22,263	24,122	26,224	19,945	1,922
.. Bombay	7,224	3,204	2,697	1,748	6,157	1,72,721	73,242	62,012	32,926	1,22,222
.. Sind	22	74	117	26	24	2,022	1,247	2,127	661	661
.. Madras	124	..	104	7,124	25	2,142	..	5
.. Burma	497	1	214	22,219	2	..	29	4,027
TOTAL	3,977	4,504	4,415	2,619	6,456	2,22,010	1,09,996	1,08,072	59,629	1,42,151
Benjamin (II. D)—	Owts.	Owts.	Owts.	Owts.	Owts.					
United Kingdom (including Channel Islands)	825	12	845	..	20	27,522	720	22,020	..	1,520
Ceylon (including Maldives)	146	7	225	1	27	2,702	272	11,200	29	221
Straits Settlements	15,914	17,721	19,224	20,295	18,922	5,21,229	5,90,822	9,49,227	8,66,006	7,47,194
Other British Possessions	2	96	55	9	107	119	2,522	1,954	505	4,721
TOTAL BRITISH EMPIRE	16,827	17,896	20,459	20,305	19,929	5,72,176	6,94,419	9,95,541	8,66,541	7,52,722
Sumatra	22	220	57	75	442	1,245	12,621	2,277	3,167	12,912
Java	2	124	29	466	297	94	5,469	500	11,420	12,929
Borneo (Dutch)	41	429	1,202	19,522
Other Foreign Countries	2	1	1	76	57	65	62	17	2,129	2,276
TOTAL FOREIGN COUNTRIES	22	245	87	658	1,241	1,404	12,122	2,974	19,922	24,710
Share of Bengal	1,477	1,212	1,521	2,042	1,791	60,699	72,512	72,420	25,272	71,664
.. Bombay	6,727	7,221	9,197	2,172	2,422	2,21,272	4,61,971	5,42,102	4,55,467	6,22,922
.. Sind	102	66	72	167	27	2,224	2,420	2,222	2,971	2,221
.. Madras	7,642	2,102	2,912	9,722	2,077	2,42,209	2,22,220	2,25,142	2,22,060	2,72,271
.. Burma	202	220	207	249	722	42,724	42,212	24,427	24,022	22,112
TOTAL	16,912	16,241	20,546	20,922	20,440	2,74,572	9,12,572	9,99,512	9,05,569	8,02,422
Dammer (resins) (II. D)—	Owts.	Owts.	Owts.	Owts.	Owts.					
United Kingdom (including Channel Islands)	..	226	..	1,752	290	..	10,224	12	17,072	19,127
Straits Settlements	22,602	22,127	49,127	42,722	54,079	2,12,611	2,42,272	2,52,542	2,25,424	2,40,222
Federated Malay States	1,240	1,022	2,541	1,196	272	11,664	10,272	20,227	2,221	4,202
Other British Possessions	109	26	90	112	22	2,602	2,040	2,422	2,022	1,022
TOTAL BRITISH EMPIRE	22,602	22,621	51,752	51,791	54,922	2,22,620	2,62,114	2,75,247	2,24,229	2,62,250
Belgium	22	111	1	1,221	7,004	122
United States of America— Via Atlantic Coast	712	122	6,470	1,220
Other Foreign Countries	..	102	22	22	172	..	202	1,224	1,022	2,221
TOTAL FOREIGN COUNTRIES	..	102	104	906	204	..	202	2,502	15,427	4,400

No. 10—continued

ARTICLES, AND COUNTRIES OF CONSIGNMENT; ALSO SHARE OF EACH PROVINCE	QUANTITY					VALUE				
	1930-31	1931-32	1932-33	1933-34	1934-35	1930-31	1931-32	1932-33	1933-34	1934-35
Gums and Resins—continued						R	R	R	R	R
Dammar (resins) (II. D)— continued	Cwts.	Cwts.	Cwts.	Cwts.	Cwts.					
Share of Bengal	29,229	23,651	24,196	23,215	24,620	2,22,667	1,73,250	1,72,561	1,45,817	1,44,393
" Bombay	107	2,643	8,122	7,975	3,700	3,590	43,089	76,062	85,709	81,761
" Sind	21	..	20	465	..	492	..
" Madras	716	1,689	3,162	3,804	3,027	7,633	14,192	21,449	27,439	80,777
" Burma	6,763	16,022	17,683	19,920	..	37,912	1,08,850	1,20,379	1,22,719
TOTAL	30,052	34,757	51,862	52,697	56,236	2,38,850	2,68,917	3,77,912	3,79,836	3,69,660
Olibanum or Frankincense (II. D)—	Cwts.	Cwts.	Cwts.	Cwts.	Cwts.					
Aden and Dependencies	2,459	599	1,482	2,328	1,928	30,445	7,362	15,160	24,818	18,008
Other British Possessions	834	4	208	68	260	3,554	53	2,188	717	2,585
TOTAL BRITISH EMPIRE	2,793	603	1,690	2,396	2,088	33,999	7,415	17,348	25,535	21,193
Maskat Territory and Trucial Oman	11,598	7,997	10,153	11,746	6,205	1,22,289	81,181	98,487	1,25,218	66,337
Other Native States in Arabia	13,215	9,340	6,411	10,908	7,038	1,26,085	94,558	64,820	1,17,270	81,006
Italian East Africa (Somal- land and Eritrea)	196	60	75	5,627	600	817
Other Foreign Countries	270	56	..	5	..	3,420	1,344	10	255	..
TOTAL FOREIGN COUNTRIES	25,279	17,453	16,639	22,659	13,243	2,56,421	1,77,628	1,64,090	2,42,752	1,47,432
Share of Bombay	28,071	18,036	18,306	25,028	15,321	2,90,393	1,84,358	1,81,231	2,67,881	1,63,518
" Sind	1	18	18	13	5	11	147	180	134	45
" Madras	3	..	3	6	16	38	9	261	62
" Burma	1	10	11	..
TOTAL	28,072	18,056	18,324	25,050	15,381	2,90,420	1,85,048	1,81,423	2,68,287	1,63,625
Resin (II. D)—	Cwts.	Cwts.	Cwts.	Cwts.	Cwts.					
United Kingdom (including Channel Islands)	1,182	601	194	1,060	696	12,322	5,771	2,318	17,086	6,120
Straits Settlements	29,819	19,553	747	192	188	2,24,554	1,22,499	6,120	1,787	1,718
Federated Malay States	848	325	28	6,171	1,884	200
Other British Possessions	17	311	4	86	185	278	2,799	36	912	1,009
TOTAL BRITISH EMPIRE	31,815	20,790	973	1,338	1,069	2,43,325	1,32,953	8,674	19,785	9,447
Germany	338	258	279	1,074	1,510	4,429	2,724	2,614	18,681	12,617
France	391	785	2,137	7,006
United States of America— Via Atlantic Coast	16,266	12,081	13,214	20,157	49,217	2,19,860	1,32,566	1,34,034	2,74,478	4,08,449
" Pacific "	35	80	712	1,027	273	626	1,155	7,881	11,017	2,511
Other Foreign Countries	226	649	475	121	951	2,374	4,540	6,040	1,191	8,496
TOTAL FOREIGN COUNTRIES	16,860	13,027	14,680	22,580	52,730	2,27,789	1,40,985	1,50,569	3,08,404	4,30,188
Share of Bengal	13,374	11,392	10,880	26,883	33,969	1,35,117	1,10,164	1,14,134	2,60,776	2,85,683
" Bombay	7,763	7,353	2,398	5,512	16,320	63,588	64,880	30,662	46,370	1,31,666
" Sind	95	633	185	..	491	1,188	4,412	1,636	19	3,288
" Madras	2,764	2,385	2,135	1,733	1,985	37,083	26,718	20,851	17,392	18,028
" Burma	24,184	11,049	155	384	1,050	1,34,219	67,974	1,910	3,633	9,540
TOTAL	46,076	38,817	15,053	34,586	58,805	4,71,114	2,78,938	1,59,248	3,28,189	4,43,585

ARTICLES, AND COUNTRIES OF CONSIGNMENT; ALSO SHARE OF EACH PROVINCE	QUANTITY					VALUE				
	1930-31	1931-32	1932-33	1933-34	1934-35	1930-31	1931-32	1932-33	1933-34	1934-35
Gums and Resins—continued										
Other sorts (H. D)—	Cwts.	Cwts.	Cwts.	Cwts.	Cwts.	Rs.	Rs.	Rs.	Rs.	Rs.
United Kingdom (including Channel Islands)	4,023	5,303	3,453	4,802	5,296	1,70,011	2,03,833	97,240	1,76,362	1,85,773
Aden and Dependencies	742	1,174	503	1,220	1,368	14,512	21,323	9,852	14,218	29,391
Straits Settlements	2,364	808	800	461	1,124	77,936	23,702	16,001	10,777	14,425
Kenya Colony	140	377	208	282	1,057	1,720	4,343	2,502	2,647	16,303
Tanganyika Territory	2,519	7,167	18,675	14,071	14,054	35,195	94,782	2,22,351	1,30,226	1,90,097
Somaliand Protectorate	56	116	89	236	222	1,370	2,531	3,253	6,388	5,322
Other British Possessions	73	157	101	22	122	1,572	2,675	4,477	608	4,159
TOTAL BRITISH EMPIRE	10,926	15,100	23,991	21,094	23,243	3,11,316	3,58,689	3,55,676	3,42,236	4,45,469
Germany	344	771	198	293	275	19,069	21,039	9,119	11,161	22,410
Belgium	101	100	71	324	703	3,738	3,486	2,482	9,003	17,659
France	110	408	79	5,151	16,881	2,201
Greece (including Crete)	160	140	249	130	109	24,777	17,202	23,014	9,200	12,931
Iraq	72	134	60	1,496	5,209	3	..	485
Iran	25,755	13,764	9,381	23,027	20,134	5,17,555	2,62,715	1,30,613	3,11,204	2,41,266
Egypt	194	15	25	30	30	5,065	1,764	2,940	2,168	2,064
Italian East Africa (Somaliand and Eritrea)	171	53	..	277	..	4,436	651	..	5,742	..
United States of America— Via Atlantic Coast	7	..	204	12	158	34	20	3,176	650	5,562
Other Foreign Countries	409	289	223	369	360	10,409	4,880	9,436	11,225	9,535
TOTAL FOREIGN COUNTRIES	37,273	16,266	11,011	29,870	21,902	6,87,541	3,16,946	1,85,934	3,77,240	3,14,596
Share of Bengal	2,172	2,673	1,333	3,179	3,105	76,910	89,873	39,753	37,339	98,062
„ Bombay	44,771	26,962	31,947	46,977	49,903	3,03,230	5,34,369	4,62,216	5,34,344	6,34,573
„ Sind	115	132	330	175	96	2,951	4,023	6,599	10,426	6,327
„ Madras	337	492	479	494	853	32,894	21,323	16,762	22,356	16,361
„ Burma	364	102	211	148	95	18,972	4,945	5,371	4,351	6,342
TOTAL	48,199	30,366	34,702	50,964	45,151	9,98,857	6,76,635	5,41,610	7,19,476	7,60,065
Total Gums and Resins—	Cwts.	Cwts.	Cwts.	Cwts.	Cwts.					
United Kingdom (including Channel Islands)	8,661	6,411	4,707	8,324	7,249	2,95,788	2,29,531	1,35,347	2,11,977	2,17,911
Aden and Dependencies	5,990	3,181	2,962	4,555	4,700	1,14,445	60,256	49,234	61,820	73,112
Ceylon (excluding Maldives)	146	86	223	201	32	3,744	768	11,347	4,043	357
Straits Settlements	76,700	71,267	69,808	69,671	74,353	13,52,930	12,82,456	13,23,923	12,34,007	11,05,034
Federated Malay States	2,190	1,478	2,626	1,205	985	17,954	13,930	22,541	9,326	9,529
Zanzibar and Pemba	277	134	102	113	34	5,631	3,667	2,643	2,895	2,611
Kenya Colony	149	377	208	303	1,057	1,720	4,343	2,502	4,067	16,303
Tanganyika Territory	2,562	7,167	18,706	14,083	16,844	36,395	94,782	2,23,002	1,30,601	2,59,116
Somaliand Protectorate	181	195	89	330	490	4,505	5,356	3,253	8,513	11,200
Anglo-Egyptian Sudan	590	1,088	303	374	1,425	15,400	23,440	17,602	20,139	29,200
Other British Possessions	22	390	160	107	295	497	3,555	4,573	1,484	3,846
TOTAL BRITISH EMPIRE	98,470	91,719	100,404	99,766	1,07,524	18,49,009	17,22,086	17,05,972	16,83,874	17,27,219
Germany	357	1,050	717	2,323	1,872	34,506	24,556	21,171	30,311	37,350
Netherlands	274	207	426	166	199	4,711	3,719	11,546	4,733	5,751
Belgium	101	305	166	440	823	3,738	3,199	4,684	16,333	19,065
France	94	49	110	709	940	3,898	1,738	5,151	20,013	11,062
Greece (including Crete)	160	140	249	130	109	24,777	17,202	23,014	9,200	12,931
Wakrat Territory and Trucial Oman	11,651	7,907	10,455	11,382	6,351	1,22,936	81,142	1,08,333	1,23,713	60,616
Other Native States in Arabia	13,914	9,565	6,575	10,993	7,214	1,48,653	99,313	68,522	1,19,230	85,705
Iraq	236	131	124	6,096	5,209	3	..	347
Iran	25,759	13,832	9,941	23,027	20,134	5,26,934	2,64,329	1,30,759	3,11,204	2,41,266

No. 10—continued

ARTICLES, AND COUNTRIES OF CONSIGNMENT; ALSO HALE OF EACH PROVINCE	QUANTITY					VALUE				
	1930-31	1931-32	1932-33	1933-34	1934-35	1930-31	1931-32	1932-33	1933-34	1934-35
Gums and Resins—concluded						R	R	R	R	R
<i>Total Gums and Resins— continued</i>	Owts.	Owts.	Owts.	Owts.	Owts.					
Sumatra	22	222	57	75	448	1,245	12,681	3,377	3,167	18,818
Java	4	124	81	496	588	149	5,478	1,021	12,021	15,386
Borneo (Dutch)	41	489	1,802	19,588
Egypt	955	955	1,180	221	30	30,546	29,946	29,215	5,994	2,664
Italian East Africa (Somali- land and Eritrea)	1,825	510	821	277	..	30,008	9,660	16,129	5,742	..
United States of America— Via Atlantic Coast	16,273	12,081	18,420	29,882	49,500	2,19,954	1,32,586	1,37,317	2,31,604	4,15,881
„ Pacific „	85	89	712	1,027	273	626	1,155	7,881	11,017	2,511
Other Foreign Countries	269	812	188	376	895	4,017	5,985	3,780	10,012	11,209
TOTAL FOREIGN COUNTRIES	82,419	48,022	45,098	87,065	80,895	12,57,850	7,02,917	5,67,403	9,72,106	9,70,295
<i>Share of Bengal</i>	<i>47,312</i>	<i>40,859</i>	<i>40,359</i>	<i>58,158</i>	<i>63,436</i>	<i>6,07,561</i>	<i>4,51,688</i>	<i>4,52,302</i>	<i>6,00,109</i>	<i>6,02,114</i>
„ Bombay	94,738	66,734	72,487	95,424	96,087	17,81,198	14,11,309	13,50,281	14,88,599	15,72,853
„ Sind	412	944	628	401	713	11,472	13,844	13,797	17,703	15,156
„ Madras	12,133	19,870	14,793	15,812	15,046	4,32,764	3,91,718	3,96,357	3,92,008	3,33,704
„ Burma	24,794	18,734	17,255	19,036	22,137	2,73,864	1,67,046	1,50,638	1,62,561	1,73,887
TOTAL	180,889	139,741	145,502	186,881	197,419	31,06,859	24,25,008	23,68,375	26,60,980	26,97,514
Hair and manufactures of hair—										
<i>Hair of all kinds (II. S)—</i>	Owts.	Owts.	Owts.	Owts.	Owts.					
United Kingdom (including Channel Islands)	95	55	82	46	37	15,541	4,919	4,030	3,405	3,878
Hongkong	56	19	16	6	14	19,888	6,615	4,260	1,404	3,130
Other British Possessions	25	2	1	..	24	76	47	28
TOTAL BRITISH EMPIRE	151	74	72	54	52	34,179	11,558	8,366	4,856	6,536
Maskat Territory and Trucial Oman	439	830	780	598	608	3,316	16,097	11,515	9,694	10,607
Iran	389	437	478	937	1,095	9,095	9,155	9,047	10,536	19,216
China (exclusive of Hong- kong and Macao)	4	2	..	4	94	2,181	648	48	750	5,548
Other Foreign Countries	26	1	..	6	203	586	381	144	953
TOTAL FOREIGN COUNTRIES	882	1,295	1,254	1,534	1,803	19,855	26,486	20,991	30,114	36,324
<i>Share of Bengal</i>	<i>66</i>	<i>39</i>	<i>7</i>	<i>44</i>	<i>33</i>	<i>11,735</i>	<i>3,374</i>	<i>1,138</i>	<i>3,636</i>	<i>3,359</i>
„ Bombay	33	16	55	14	13	5,543	1,679	3,304	935	1,372
„ Sind	336	1,992	1,244	1,524	1,703	17,411	25,552	20,517	28,995	29,823
„ Madras	3	2	..	92	513	255	38	3	5,127
„ Burma	56	19	15	6	14	18,822	6,634	4,210	1,411	3,179
TOTAL	983	1,869	1,326	1,588	1,855	54,034	38,044	29,857	34,970	42,860
Manufactures of hair, other than toilet requisites (III. U)—										
United Kingdom (including Channel Islands)	59,166	3,074	11,830	18,819	24,087
Other British Possessions	20
TOTAL BRITISH EMPIRE	59,166	3,074	11,850	18,819	24,087
TOTAL FOREIGN COUNTRIES	124	..	528	..
<i>Share of Bengal</i>	<i>..</i>	<i>..</i>	<i>..</i>	<i>..</i>	<i>..</i>	<i>58,476</i>	<i>2,690</i>	<i>10,241</i>	<i>17,988</i>	<i>23,390</i>
„ Bombay	643	463	..	1,379	439
„ Madras	145	351	..	267
„ Burma	47	..	58
TOTAL	59,166	3,198	11,850	19,347	24,087
Total value of Hair and manu- factures of hair	1,13,200	41,242	40,707	54,317	66,927

ARTICLES, AND COUNTRIES OF CONSIGNMENT; ALSO SHARE OF EACH PROVINCE	QUANTITY					VALUE				
	1930-31	1931-32	1932-33	1933-34	1934-35	1930-31	1931-32	1932-33	1933-34	1934-35
						R	R	R	R	R
Hardware (excluding cutlery and electroplated ware)—										
<i>Agricultural implements (III. D)—</i>										
United Kingdom (including Channel Islands)	—	—	—	—	—	7,44,241	4,80,387	5,58,650	5,82,777	1,22,000
Union of South Africa	—	—	—	—	—	5,874	—	..
Other British Possessions	—	—	—	—	—	1,157	299	280	744	1,31
TOTAL BRITISH EMPIRE	—	—	—	—	—	7,45,398	4,80,686	5,64,613	5,83,521	1,24,311
Germany	—	—	—	—	—	70,402	23,331	25,747	13,978	11,72
United States of America—										
<i>Via Atlantic Coast</i>	—	—	—	—	—	50,975	43,334	37,178	29,150	20,00
<i>" Pacific "</i>	—	—	—	—	—	2,470	935	..
Other Foreign Countries	—	—	—	—	—	3,321	5,282	1,849	1,951	7,00
TOTAL FOREIGN COUNTRIES	—	—	—	—	—	1,25,198	72,047	67,244	46,014	39,00
Share of Bengal	—	—	—	—	—	3,43,407	2,32,339	2,66,363	2,91,518	61,40
<i>" Bombay</i>	—	—	—	—	—	1,32,056	72,931	65,360	33,517	29,25
<i>" Sind</i>	—	—	—	—	—	11,094	33,266	32,029	39,067	29,11
<i>" Madras</i>	—	—	—	—	—	2,37,920	1,07,744	2,04,045	1,76,533	33,00
<i>" Burma</i>	—	—	—	—	—	1,32,519	56,334	73,760	95,600	13,65
TOTAL	—	—	—	—	—	8,70,596	5,52,733	6,32,057	6,29,535	1,63,311
Buckets of tinned or galvanized iron (III. D)—										
United Kingdom (including Channel Islands)	—	—	—	—	—	1,13,143	44,676	20,532	17,311	24,10
Other British Possessions	—	—	—	—	—	740	215	273	244	..
TOTAL BRITISH EMPIRE	—	—	—	—	—	1,13,883	44,891	20,807	18,055	24,10
Sweden	—	—	—	—	—	20,10
Germany	—	—	—	—	—	22,020	10,750	2,655	7,012	134,00
Other Foreign Countries	—	—	—	—	—	249	1,593	264	1,140	5,00
TOTAL FOREIGN COUNTRIES	—	—	—	—	—	22,269	12,343	2,919	8,152	61,10
Share of Bengal	—	—	—	—	—	3,310	2,234	2,234	2,341	5,00
<i>" Bombay</i>	—	—	—	—	—	1,649	3,265	3,347	7,752	13,00
<i>" Sind</i>	—	—	—	—	—	622	704	176	879	62,00
<i>" Madras</i>	—	—	—	—	—	5,675	3,339	3,914	5,350	2,00
<i>" Burma</i>	—	—	—	—	—	1,19,396	47,177	15,035	9,655	6,00
TOTAL	—	—	—	—	—	1,36,152	57,239	28,756	26,207	66,10

No. 10—continued.

ARTICLES, AND COUNTRIES OF CONSIGNMENT; ALSO SHARE OF EACH PROVINCE	QUANTITY					VALUE				
	1930-31	1931-32	1932-33	1933-34	1934-35	1930-31	1931-32	1932-33	1933-34	1934-35
						R	R	R	R	R
Hardware (excluding cutlery and electroplated ware)—continued										
<i>Builders' hardware, such as locks, hinges, door bolts, etc. (III. D)—</i>										
United Kingdom (including Channel Islands)	—	—	—	—	—	12,28,878	8,09,059	4,98,038	3,76,040	4,54,104
Ceylon (excluding Maldives)	—	—	—	—	—	5,217	3,698	7,668	264	106
Other British Possessions	—	—	—	—	—	380	582	1,071	196	..
TOTAL BRITISH EMPIRE	—	—	—	—	—	12,34,479	8,13,339	5,06,827	3,76,500	4,54,360
Sweden	—	—	—	—	—	5,42,980	4,97,833	5,59,884	4,14,285	4,46,311
Germany	—	—	—	—	—	13,33,277	10,17,688	15,43,178	11,71,089	13,27,197
Netherlands	—	—	—	—	—	11,899	1,348	..	680	..
Belgium	—	—	—	—	—	48,638	44,835	54,346	23,055	21,369
France	—	—	—	—	—	201	562	14,388	2,297	3,777
Czechoslovakia	—	—	—	—	—	2,221	3,782	1,317	67	5,819
Japan	—	—	—	—	—	8,307	6,660	15,984	66,382	1,32,295
United States of America—										
<i>Via Atlantic Coast</i>	—	—	—	—	—	98,019	65,164	10,310	12,189	12,176
<i>" Pacific "</i>	—	—	—	—	—	80	540
Other Foreign Countries	—	—	—	—	—	6,168	8,063	4,955	4,084	711
TOTAL FOREIGN COUNTRIES	—	—	—	—	—	20,51,299	10,46,465	22,13,362	17,00,028	19,48,950
<i>Share of Bengal</i>	—	—	—	—	—	3,23,420	6,58,228	10,79,873	6,97,108	9,17,293
<i>" Bombay</i>	—	—	—	—	—	3,11,123	5,82,771	4,27,313	3,53,660	3,36,940
<i>" Sind</i>	—	—	—	—	—	5,26,455	6,43,530	6,04,620	4,33,002	5,88,606
<i>" Madras</i>	—	—	—	—	—	7,97,626	4,62,113	4,41,955	3,73,364	4,07,405
<i>" Burma</i>	—	—	—	—	—	3,27,164	2,19,862	1,66,422	1,69,403	1,64,143
TOTAL	—	—	—	—	—	32,85,778	24,59,804	27,20,189	20,76,537	24,03,316
Domestic hardware, other than enamelled ironware (III. D)—										
United Kingdom (including Channel Islands)	—	—	—	—	—	2,71,018	2,44,299	2,18,592	2,41,481	2,19,378
Ceylon (excluding Maldives)	—	—	—	—	—	8,668	4,835	4,117	3,560	2,602
Commonwealth of Australia	—	—	—	—	—	548	7,594
Other British Possessions	—	—	—	—	—	7,378	7,781	6,052	4,870	6,309
TOTAL BRITISH EMPIRE	—	—	—	—	—	2,87,682	2,56,865	2,28,761	2,50,459	2,56,441
Sweden	—	—	—	—	—	62,011	70,568	65,718	79,613	45,946
Germany	—	—	—	—	—	3,31,892	2,25,200	2,76,386	1,68,876	1,97,569
Belgium	—	—	—	—	—	1,406	24,030	12,383	24,943	26,652
France	—	—	—	—	—	11,203	22,105	16,544	8,879	2,331
Italy (including Fiume)	—	—	—	—	—	5,216	2,619	2,776	941	952
Austria	—	—	—	—	—	25,558	13,838	15,534	17,117	6,265
Czechoslovakia	—	—	—	—	—	25,949	15,038	13,797	4,002	13,754
Japan	—	—	—	—	—	67,654	64,623	1,16,801	1,20,731	1,64,193
United States of America—										
<i>Via Atlantic Coast</i>	—	—	—	—	—	2,03,635	1,29,010	1,11,143	1,31,560	2,29,933
<i>" Pacific "</i>	—	—	—	—	—	88	65	190	50	1,527
Other Foreign Countries	—	—	—	—	—	1,741	3,036	5,250	3,236	9,748
TOTAL FOREIGN COUNTRIES	—	—	—	—	—	7,36,853	5,64,717	6,36,723	5,55,198	6,03,920

ARTICLES, AND COUNTRIES OF CONSIGNMENT; ALSO SHARE OF EACH PROVINCE	QUANTITY					VALUE				
	1930-31	1931-32	1932-33	1933-34	1934-35	1930-31	1931-32	1932-33	1933-34	1934-35
Hardware (excluding cutlery and electroplated ware)—continued						R	R	R	R	R
<i>Domestic hardware, other than enamelled ironware (III. D)—continued</i>										
Share of Bengal	—	—	—	—	—	1,94,895	1,78,237	1,62,875	1,04,333	1,06,129
" Bombay	—	—	—	—	—	2,67,768	2,49,080	2,36,609	2,27,220	2,23,391
" Sind	—	—	—	—	—	1,71,416	1,33,040	1,17,220	1,64,037	2,32,516
" Madras	—	—	—	—	—	2,60,747	1,44,663	1,96,333	1,68,122	1,63,601
" Burma	—	—	—	—	—	1,39,112	1,16,666	1,62,331	1,61,366	1,49,216
TOTAL	—	—	—	—	—	10,28,935	8,21,582	8,65,492	8,05,657	8,65,361
Enamelled ironware (III. D)—										
United Kingdom (including Channel Islands)	—	—	—	—	—	1,84,243	1,06,794	1,38,632	1,29,440	1,26,729
Other British Possessions	—	—	—	—	—	5,060	2,978	2,569	6,255	2,468
TOTAL BRITISH EMPIRE	—	—	—	—	—	1,89,303	1,09,772	1,41,201	1,35,695	1,29,197
Foreign Countries										
Sweden	—	—	—	—	—	7,140	9,839	20,664	88,732	62,122
Poland (including Danzig)	—	—	—	—	—	1,809	..	525	1,866	8,963
Germany	—	—	—	—	—	2,55,268	1,54,275	1,79,119	1,24,053	86,561
Netherlands	—	—	—	—	—	14,325	5,060	2,822	2,342	1,741
Belgium	—	—	—	—	—	2,472	6,712	4,622	9,804	15,226
Italy (including Fiume)	—	—	—	—	—	6,256	11,792	2,611	11,905	12,994
Austria	—	—	—	—	—	31,647	27,191	17,246	29,764	26,211
Hungary	—	—	—	—	—	963	1,390	11,270	14,352	23,171
Czechoslovakia	—	—	—	—	—	5,77,339	2,76,227	2,99,252	2,60,992	2,45,791
Japan	—	—	—	—	—	18,14,259	8,91,237	16,03,075	15,22,944	9,68,891
United States of America—										
Vid Atlantic Coast	—	—	—	—	—	11,456	5,078	179	1,419	4,711
Other Foreign Countries	—	—	—	—	—	1,475	5,529	1,727	7,365	1,171
TOTAL FOREIGN COUNTRIES	—	—	—	—	—	22,25,520	13,94,265	21,50,349	20,27,604	16,21,611
Share of Bengal										
Share of Bengal	—	—	—	—	—	7,79,710	4,49,513	7,62,922	6,99,712	4,90,421
" Bombay	—	—	—	—	—	4,29,674	3,71,680	5,55,102	4,87,442	4,44,391
" Sind	—	—	—	—	—	1,12,065	1,40,372	1,24,263	2,12,217	1,66,49
" Madras	—	—	—	—	—	4,85,620	2,41,959	3,64,229	3,39,477	2,61,222
" Burma	—	—	—	—	—	5,60,964	3,00,417	4,90,768	4,12,445	4,67,661
TOTAL	—	—	—	—	—	22,64,222	15,04,127	22,87,550	21,68,299	17,60,791
Gas mantles (III. D)—										
United Kingdom (including Channel Islands)	—	—	—	—	—	68,851	30,522	60,670	67,744	58,791
Other British Possessions	—	—	—	—	—	1	2	1
TOTAL BRITISH EMPIRE	—	—	—	—	—	68,852	30,522	60,670	67,746	58,801

No. 10—continued

ARTICLES, AND COUNTRIES OF CONSIGNMENT; ALSO SHARE OF EACH PROVINCE	QUANTITY					VALUE				
	1930-31	1931-32	1932-33	1933-34	1934-35	1930-31	1931-32	1932-33	1933-34	1934-35
						R	R	R	R	R
Hardware (excluding cutlery and electroplated ware)—continued										
Gas mantles (III. D)—continued										
Sweden	—	—	—	—	—	17,542	14,304	33,058	18,715	14,989
Germany	—	—	—	—	—	4,47,268	2,68,937	6,39,566	8,71,757	2,45,818
Japan	—	—	—	—	—	10,005	8,808	28,636	7,830	4,796
United States of America—										
Via Atlantic Coast	—	—	—	—	—	88,189	66,837	84,449	25,657	15,084
Other Foreign Countries	—	—	—	—	—	1,536	2,319	699	2,213	4,026
TOTAL FOREIGN COUNTRIES	—	—	—	—	—	5,59,610	3,56,295	7,84,403	4,26,172	2,84,868
Share of Bengal	—	—	—	—	—	1,64,662	1,04,757	1,87,173	1,82,314	57,518
" Bombay	—	—	—	—	—	3,49,149	2,37,905	4,89,411	2,82,837	1,99,064
" Sind	—	—	—	—	—	39,818	27,083	60,750	53,328	38,403
" Madras	—	—	—	—	—	88,808	23,077	1,27,739	49,079	41,209
" Burma	—	—	—	—	—	6,040	6	..	360	17,275
TOTAL	—	—	—	—	—	6,28,462	3,92,828	8,65,078	4,98,918	3,48,469
Implements and tools other than agricultural implements and machine tools (III. D)—										
United Kingdom (including Channel Islands)	—	—	—	—	—	23,74,476	17,04,292	18,44,626	18,80,582	25,30,117
Straits Settlements	—	—	—	—	—	1,806	3,225	1,324	2,410	9,707
Canada—										
Via Atlantic Coast	—	—	—	—	—	23,801	4,639	4,313	624	2,325
Commonwealth of Australia Other British Possessions	—	—	—	—	—	10,741	308	8	1,094	691
Other British Possessions	—	—	—	—	—	2,234	2,936	2,511	1,384	1,125
TOTAL BRITISH EMPIRE	—	—	—	—	—	24,13,058	17,15,839	18,52,782	18,86,094	25,41,063
Sweden	—	—	—	—	—	90,211	98,378	1,10,901	1,06,161	1,94,374
Poland (including Danzig)	—	—	—	—	—	7,584
Germany	—	—	—	—	—	9,66,808	6,59,119	6,57,935	8,57,546	8,58,190
Netherlands	—	—	—	—	—	18,653	5,204	11,878	8,872	3,038
Belgium	—	—	—	—	—	14,374	14,708	19,552	7,990	3,012
France	—	—	—	—	—	86,368	74,286	80,715	59,276	67,524
Switzerland	—	—	—	—	—	804	5,011	6,754	3,340	4,613
Italy (including Fiume)	—	—	—	—	—	44,490	66,379	13,180	69,051	68,196
Austria	—	—	—	—	—	1,41,936	58,068	30,208	27,453	23,343
Hungary	—	—	—	—	—	20,313	15,951	5
Czechoslovakia	—	—	—	—	—	3,149	2,059	6,163	15,718	3,614
Japan	—	—	—	—	—	7,000	11,134	88,584	83,662	1,40,789
Egypt	—	—	—	—	—	11,057	2,077	526
United States of America—										
Via Atlantic Coast	—	—	—	—	—	11,01,647	7,85,286	6,77,477	7,28,679	8,02,464
" Pacific "	—	—	—	—	—	3,615	6,008	..	570	4,568
Other Foreign Countries	—	—	—	—	—	2,313	1,818	4,366	242	722
TOTAL FOREIGN COUNTRIES	—	—	—	—	—	25,09,269	17,98,894	16,73,666	19,69,627	22,29,918
Share of Bengal	—	—	—	—	—	16,80,954	10,85,156	10,79,087	13,31,135	17,02,549
" Bombay	—	—	—	—	—	11,66,724	10,01,630	10,42,853	9,42,831	9,50,145
" Sind	—	—	—	—	—	3,39,771	6,85,718	7,03,093	7,63,970	5,68,324
" Madras	—	—	—	—	—	6,09,603	3,92,573	3,63,334	4,55,798	6,61,553
" Burma	—	—	—	—	—	6,16,275	3,43,707	3,32,871	3,66,986	5,91,445
TOTAL	—	—	—	—	—	49,22,327	35,13,783	35,26,416	38,56,721	47,78,976

ARTICLES, AND COUNTRIES OF CONSIGNMENT; ALSO SHARE OF EACH PROVINCE	QUANTITY					VALUE				
	1930-31	1931-32	1932-33	1933-34	1934-35	1930-31	1931-32	1932-33	1933-34	1934-35
Hardware (excluding cutlery and electroplated ware)—continued						R	R	R	R	R
Lamps, metal (III. D)—	No.	No.	No.	No.	No.					
United Kingdom (including Channel Islands)	24,036	13,405	21,305	22,090	16,405	1,21,513	80,585	86,875	80,834	83,058
Straits Settlements	1,017	293	29	1,024	24	478	258	153	6,741	100
Other British Possessions	420	1,000	166	82	1,008	600	1,436	957	450	3,064
TOTAL BRITISH EMPIRE	25,473	14,707	21,500	23,196	17,437	1,22,691	82,280	87,985	97,025	87,122
Latvia	459	15	7,084	150
Sweden	2,592	9,289	8,678	15,681	26,304	20,908	48,080	76,097	1,22,154	1,02,768
Germany	2,804,299	1,921,750	2,787,100	2,679,278	3,818,080	37,08,850	22,04,618	26,13,730	28,11,763	36,08,158
France	1,242	647	955	114	37	6,846	9,506	2,774	2,252	420
Italy (including Fiume)	7,446	4,152	2,376	902	447	5,232	5,016	4,021	1,251	2,337
Austria	116,802	67,816	127,239	115,755	82,888	2,38,420	2,33,473	2,01,090	1,65,175	1,65,857
Hungary	38,032	41,730	52,828	25,415	64,020	20,518	22,456	30,370	18,042	33,798
Czechoslovakia	9,333	24,912	9,148	1,511	8,877	15,873	26,167	12,818	3,817	10,094
Japan	1,182	1,186	63,008	258,492	3,07,618	947	1,304	64,487	1,58,462	2,73,223
United States of America—										
Via Atlantic Coast	847,412	370,582	9,778	721,776	1251,004	10,19,149	4,54,572	31,960	6,34,261	10,28,952
" Pacific "	113	1,853
Other Foreign Countries	1,928	2,988	531	179	87	4,130	9,162	543	1,424	351
TOTAL FOREIGN COUNTRIES	3,890,817	2,444,511	3,061,823	3,719,102	5,149,452	50,47,975	30,04,478	40,43,558	39,38,591	51,85,958
Share of Bengal	1,680,054	1,114,239	1,035,130	1,267,199	2,016,515	18,40,836	12,00,320	12,66,148	12,62,776	18,96,235
" Bombay	763,550	577,518	800,161	872,605	985,014	13,92,965	9,71,054	13,36,807	12,39,896	13,42,226
" Sind	450,769	261,747	421,968	461,239	644,427	5,20,967	3,01,267	5,01,288	4,55,410	6,18,171
" Madras	863,224	425,917	676,440	917,318	1,174,130	10,27,339	4,30,011	8,34,058	8,71,254	10,82,813
" Burma	159,272	79,898	149,624	324,343	346,843	3,88,516	1,34,026	2,04,242	2,16,486	3,33,536
TOTAL	8,916,899	2,459,308	3,083,323	3,743,204	5,168,970	51,70,662	30,86,707	41,31,543	40,36,622	52,73,080
Lamps, glass (III. D)—	No.	No.	No.	No.	No.					
United Kingdom (including Channel Islands)	1,084	208	128	128	90	4,759	1,494	1,047	543	15,500
Other British Possessions	34	27	2	176	162	100	172	2	106	24
TOTAL BRITISH EMPIRE	1,118	235	130	304	252	4,859	1,666	1,049	649	15,524
Germany	7,742	10,099	2,260	1,254	1,967	8,847	24,160	7,549	2,285	2,137
Italy (including Fiume)	11	4,021	2,376	..	5	3,704	2,019	4,021	..	16,816
Czechoslovakia	2,827	1,288	589	3,051	35,306	2,927	1,073	1,014	2,042	7,783
Japan	5,781	3,638	28,454	165,300	494,677	1,136	636	1,636	43,262	1,54,579
Other Foreign Countries	5,078	4,654	249	298	602	3,318	5,465	972	4,627	300
TOTAL FOREIGN COUNTRIES	21,439	24,250	38,928	169,912	532,567	19,932	33,359	19,921	53,116	1,89,566
Share of Bengal	4,348	343	1	2,543	3,360	7,035	1,683	115	649	1,433
" Bombay	5,767	12,237	22,115	102,524	197,147	8,624	24,130	18,098	37,720	21,541
" Sind	985	957	1,161	3,177	1,442	363	999	275	554	391
" Madras	6,193	9,700	332	3,448	11,077	5,553	7,499	741	1,521	6,381
" Burma	5,285	1,308	10,444	59,324	319,763	2,627	724	1,741	13,321	99,176
TOTAL	22,557	24,545	34,058	170,210	532,800	24,791	35,025	20,970	53,765	1,99,070

No. 10—continued

ARTICLES, AND COUNTRIES OF CONSIGNMENT; ALSO SHARE OF EACH PROVINCE	QUANTITY					VALUE				
	1930-31	1931-32	1932-33	1933-34	1934-35	1930-31	1931-32	1932-33	1933-34	1934-35
Hardware (excluding cutlery and electroplated ware)—continued						R	R	R	R	R
<i>Parts of lamps, other than glass (III. D)—</i>										
United Kingdom (including Channel Islands)	—	—	—	—	—	1,00,277	80,045	53,770	44,002	50,318
Other British Possessions	—	—	—	—	—	245	802	220	335	165
TOTAL BRITISH EMPIRE	—	—	—	—	—	1,00,522	80,847	54,005	44,337	50,483
Sweden	—	—	—	—	—	11,013	12,808	8,450	10,602	17,450
Germany	—	—	—	—	—	2,88,802	2,59,900	3,78,000	2,54,628	2,82,480
France	—	—	—	—	—	7,004	2,780	771	1,030	..
Austria	—	—	—	—	—	28,987	24,716	23,782	23,011	21,742
Hungary	—	—	—	—	—	6,066	7,754	12,468	3,707	8,074
Czechoslovakia	—	—	—	—	—	8,665	0,067	8,074	1,063	5,070
Japan	—	—	—	—	—	25,632	31,931	44,109	55,200	35,881
United States of America—										
Via Atlantic Coast	—	—	—	—	—	27,225	7,605	11,240	15,175	5,654
" Pacific "	—	—	—	—	—	157
Other Foreign Countries	—	—	—	—	—	3,657	3,275	2,067	2,717	3,463
TOTAL FOREIGN COUNTRIES	—	—	—	—	—	4,07,651	3,56,806	4,94,113	3,73,841	3,80,420
<i>Share of Bengal</i>	—	—	—	—	—	1,67,063	1,02,730	1,11,321	1,10,337	95,636
" Bombay	—	—	—	—	—	2,20,646	2,50,071	3,16,978	2,15,524	2,38,710
" Sind	—	—	—	—	—	17,084	22,845	14,120	15,368	20,488
" Madras	—	—	—	—	—	79,303	60,446	97,360	75,026	80,278
" Burma	—	—	—	—	—	30,017	7,241	3,459	6,303	4,891
TOTAL	—	—	—	—	—	5,14,173	4,48,388	5,48,118	4,23,078	4,30,012
Safes and strong boxes of metal (III. D)—	No.	No.	No.	No.	No.					
United Kingdom (including Channel Islands)	1,452	537	144	87	148	82,332	23,114	22,626	11,326	17,804
Other British Possessions	60	83	72	23	8	6,091	3,118	3,500	1,629	419
TOTAL BRITISH EMPIRE	1,518	620	216	110	156	88,423	26,232	25,935	12,955	18,223
Germany	175	101	49	3	2	24,958	2,132	2,572	4,199	416
Austria	49	4	..	5	..	7,388	338	..	1,300	..
United States of America—										
Via Atlantic Coast	29	24	19	2	3	4,672	5,195	3,128	357	675
" Pacific "	36	100
Other Foreign Countries	174	64	79	1,049	789	3,196	6,012	1,024	3,894	6,646
TOTAL FOREIGN COUNTRIES	427	220	147	1,059	794	40,150	13,777	7,624	9,840	7,777
<i>Share of Bengal</i>	382	162	93	67	169	52,315	12,841	15,770	7,906	13,301
" Bombay	36	17	60	1,044	29	24,215	4,793	3,340	3,115	1,258
" Sind	14	58	2	5	26	3,287	1,847	2,732	989	3,619
" Madras	982	211	188	42	17	15,474	3,470	7,342	4,043	2,510
" Burma	532	401	20	11	704	32,791	12,058	4,359	1,742	5,152
TOTAL	1,945	849	363	1,169	945	1,28,582	40,009	33,559	22,795	25,900
Stoves (III. D)—	No.	No.	No.	No.	No.					
United Kingdom (including Channel Islands)	33,231	28,062	17,427	9,428	16,171	99,181	1,09,608	69,014	70,936	80,010
Other British Possessions	67	30	34	46	61	435	129	91	181	362
TOTAL BRITISH EMPIRE	33,298	28,092	17,461	9,474	16,232	99,616	1,09,737	69,105	71,117	80,372

ARTICLES, AND COUNTRIES OF CONSIGNMENT; ALSO SHARE OF EACH PROVINCE	QUANTITY					VALUE				
	1930-31	1931-32	1932-33	1933-34	1934-35	1930-31	1931-32	1932-33	1933-34	1934-35
	No.	No.	No.	No.	No.	R	R	R	R	R
Hardware (excluding cutlery and electroplated ware)—continued										
Stoves (III. D)—contd.										
Sweden	108,272	67,837	80,669	102,984	105,924	8,77,919	2,67,397	2,83,944	8,18,086	1,00,000
Germany	16,553	13,438	24,096	19,417	18,020	31,912	29,477	32,831	26,243	25,000
Austria	11,482	12,840	13,468	4,435	5,620	30,625	41,919	40,988	15,160	15,000
United States of America—										
<i>Via Atlantic Coast</i>	1,709	1,062	794	711	2,049	34,749	24,240	12,794	9,092	10,000
<i>" Pacific " " " " "</i>	2	2	47	158
Other Foreign Countries	1,869	261	765	669	2,144	9,982	2,227	4,042	2,430	2,500
TOTAL FOREIGN COUNTRIES	184,885	95,480	119,794	128,216	128,093	4,82,097	3,55,307	3,74,207	3,71,026	3,80,000
<i>Share of Bengal</i>	55,582	37,368	45,798	49,006	44,812	1,96,130	1,31,376	1,32,316	1,39,178	1,44,000
<i>" Bombay</i>	49,401	43,078	58,133	56,698	64,499	1,37,838	1,07,623	2,02,342	1,91,932	2,17,000
<i>" Sind</i>	16,929	10,705	13,030	11,718	11,075	70,977	60,448	59,089	58,840	58,000
<i>" Madras</i>	41,597	24,847	18,059	21,225	21,382	99,723	62,313	36,740	45,468	51,000
<i>" Burma</i>	4,824	3,484	2,235	2,043	2,627	6,936	22,886	13,348	12,727	13,000
TOTAL	168,133	124,472	137,255	137,690	144,295	5,81,708	4,65,044	4,43,812	4,42,143	4,79,000
Other sorts (III. D)—										
United Kingdom (including Channel Islands)	—	—	—	—	—	78,00,624	66,83,991	66,53,902	62,38,897	59,83,000
Aden and Dependencies	—	—	—	—	—	11,837	10,485	3,868	3,544	4,000
Bahrain Islands	—	—	—	—	—	5,188	4,485	5,923	9,232	10,000
Ceylon (excluding Maldives)	—	—	—	—	—	3,49,798	5,96,205	7,51,887	3,85,699	3,01,000
Straits Settlements	—	—	—	—	—	46,431	32,194	47,898	1,12,609	1,30,000
Hongkong	—	—	—	—	—	6,985	4,587	4,550	2,744	3,000
Kenya Colony	—	—	—	—	—	7,733	12,500	6,076	3,733	4,000
Canada—										
<i>Via Atlantic Coast</i>	—	—	—	—	—	12,851	7,102	5,994	3,007	3,000
<i>" Pacific " " " " "</i>	—	—	—	—	—	6,230	8	2	125	1,000
Commonwealth of Australia	—	—	—	—	—	12,849	7,038	5,230	8,801	11,000
Other British Possessions	—	—	—	—	—	5,593	9,209	7,008	2,758	3,000
TOTAL BRITISH EMPIRE	—	—	—	—	—	82,65,414	65,72,804	63,93,888	67,71,609	65,22,000
Estonia	—	—	—	—	—	1,20,221	55,933	16,068	..	1,000
Sweden	—	—	—	—	—	1,85,822	2,10,163	3,34,016	4,66,548	4,19,000
Norway	—	—	—	—	—	78,551	66,273	72,557	82,220	70,000
Denmark	—	—	—	—	—	18,146	42,133	46,751	48,025	73,000
Poland (including Danzig)	—	—	—	—	—	14,171	1,000
Germany	—	—	—	—	—	32,81,220	26,15,391	34,38,862	28,05,275	30,22,000
Netherlands	—	—	—	—	—	1,08,421	1,02,455	92,591	76,459	63,000
Belgium	—	—	—	—	—	2,49,299	1,97,233	2,55,990	2,12,758	2,70,000
France	—	—	—	—	—	1,19,027	1,33,063	1,94,647	1,51,285	1,30,000
Switzerland	—	—	—	—	—	6,314	9,504	11,598	12,569	11,000
Italy (including Fiume)	—	—	—	—	—	2,59,412	1,76,519	1,09,268	86,036	68,000
Austria	—	—	—	—	—	1,75,771	1,09,541	1,84,704	1,04,277	1,25,000
Hungary	—	—	—	—	—	28,818	11,036	1,088	3,644	3,000
Czechoslovakia	—	—	—	—	—	5,22,820	3,79,813	5,62,130	5,25,412	5,41,000
Jugo-Slavia (Kingdom of the Serbs-Croats and Slovenes)	—	—	—	—	—	80,380	30,329	1,29,763	1,34,571	32,000
Mascat Territory and Trucial Oman	—	—	—	—	—	10,895	8,730	7,254	9,140	7,000
Iraq	—	—	—	—	—	18,727	15,879	16,452	15,252	11,000
Iran	—	—	—	—	—	31,947	15,042	6,581	5,400	17,000
Java	—	—	—	—	—	2,66,963	2,51,711	2,27,648	1,23,181	1,07,000
China (excluding Hongkong and Macao)	—	—	—	—	—	12,299	10,914	18,333	17,399	14,000
Japan	—	—	—	—	—	6,55,887	5,08,902	10,93,689	14,15,656	13,53,000

No. 10—continued

ARTICLES, AND COUNTRIES OF CONSIGNMENT; ALSO SHARE OF EACH PROVINCE	QUANTITY					VALUE				
	1930-31	1931-32	1932-33	1933-34	1934-35	1930-31	1931-32	1932-33	1933-34	1934-35
						R	R	R	R	R
Hardware (excluding cutlery and electroplated ware)—continued										
Other sorts (III. D)— continued										
Egypt	—	—	—	—	—	11,830	167	217	967	519
United States of America— Via Atlantic Coast	—	—	—	—	—	18,42,278	11,17,647	6,49,312	6,79,163	7,39,766
„ Pacific „	—	—	—	—	—	11,253	11,039	8,264	7,132	26,629
Other Foreign Countries	—	—	—	—	—	6,508	4,861	2,844	5,129	5,168
TOTAL FOREIGN COUNTRIES	—	—	—	—	—	81,10,923	61,46,395	74,29,613	69,83,498	72,02,672
Share of Bengal	—	—	—	—	—	54,64,218	42,63,348	47,01,343	45,02,453	40,72,038
„ Bombay	—	—	—	—	—	50,83,786	45,43,249	54,57,883	54,92,994	53,83,339
„ Sind	—	—	—	—	—	13,19,178	9,31,390	10,86,613	10,97,574	9,51,656
„ Madras	—	—	—	—	—	23,41,083	17,22,889	16,45,839	15,21,644	14,57,488
„ Burma	—	—	—	—	—	21,63,127	12,63,045	11,30,323	12,10,412	13,60,093
TOTAL	—	—	—	—	—	1,63,76,327	1,27,19,199	1,38,28,501	1,37,56,107	1,37,26,094
Total value of Hardware (ex- cluding cutlery and electro- plated ware)—										
United Kingdom (including Channel Islands)	—	—	—	—	—	1,31,49,431	96,16,327	91,44,030	97,55,822	97,96,714
Aden and Dependencies	—	—	—	—	—	11,972	10,499	3,508	3,719	4,691
Bahrain Islands	—	—	—	—	—	5,230	4,485	6,864	9,232	10,246
Ceylon (excluding Maldives)	—	—	—	—	—	3,72,269	6,11,801	7,69,146	3,92,476	3,07,296
Straits Settlements	—	—	—	—	—	58,368	41,953	54,506	1,29,022	1,95,259
Hongkong	—	—	—	—	—	12,000	9,417	9,998	7,614	3,239
Union of South Africa	—	—	—	—	—	1,143	954	6,338	367	364
Kenya Colony	—	—	—	—	—	7,022	12,591	6,478	4,053	5,922
Canada— Via Atlantic Coast	—	—	—	—	—	36,688	11,826	10,907	4,870	20,462
„ Pacific „	—	—	—	—	—	6,230	14	2	125	156
Commonwealth of Australia	—	—	—	—	—	23,248	7,681	5,346	10,717	23,521
Other British Possessions	—	—	—	—	—	5,575	10,132	7,212	2,160	3,033
TOTAL BRITISH EMPIRE	—	—	—	—	—	1,36,90,076	1,03,36,580	1,00,23,828	1,03,20,677	1,03,76,923
Estonia	—	—	—	—	—	1,20,221	55,938	16,310	—	3,029
Latvia	—	—	—	—	—	7,084	159	306	274	..
Sweden	—	—	—	—	—	18,15,546	12,20,350	14,99,795	15,83,224	17,45,277
Norway	—	—	—	—	—	81,750	68,818	78,128	37,311	70,299
Denmark	—	—	—	—	—	19,106	42,841	48,960	43,642	79,229
Poland (including Danzig)	—	—	—	—	—	23,564	..	535	1,366	10,029
Germany	—	—	—	—	—	1,07,71,584	75,86,029	1,07,97,666	86,13,669	95,30,937
Netherlands	—	—	—	—	—	1,64,569	1,16,102	1,10,678	91,358	70,132
Belgium	—	—	—	—	—	3,20,784	2,97,278	3,48,537	2,85,170	3,46,988
France	—	—	—	—	—	2,28,687	2,49,830	3,18,004	2,30,349	2,60,464
Spain	—	—	—	—	—	1,435	5,293	776	3,143	1,614
Switzerland	—	—	—	—	—	3,263	15,350	18,473	17,465	16,301
Italy (including Fiume)	—	—	—	—	—	3,32,536	2,70,336	1,51,139	1,71,752	1,69,625
Austria	—	—	—	—	—	6,86,430	4,20,032	4,75,979	4,06,447	3,86,760
Hungary	—	—	—	—	—	78,161	58,656	66,864	40,652	1,31,212
Czechoslovakia	—	—	—	—	—	11,60,634	7,12,376	9,05,557	8,15,780	9,86,137
Jugo-Slavia (Kingdom of the Serbs-Croats, and Slovenes)	—	—	—	—	—	30,462	30,329	1,29,763	1,34,571	32,676
Muscat Territory and Tru- cial Oman	—	—	—	—	—	11,256	9,344	7,254	9,171	3,103
Iraq	—	—	—	—	—	18,998	16,168	16,751	15,516	11,403
Iran	—	—	—	—	—	32,628	16,521	7,304	6,774	17,332
Java	—	—	—	—	—	2,66,976	2,51,930	2,27,649	1,22,196	1,07,497
China (excluding of Hongkong and Macao)	—	—	—	—	—	12,921	11,772	20,379	20,576	17,539
Japan	—	—	—	—	—	20,91,149	15,76,333	30,11,217	34,77,411	32,14,908
Egypt	—	—	—	—	—	12,668	613	11,372	3,645	1,101

GENERAL IMPORTS

(156)

No. 10—continued

ARTICLES, AND COUNTRIES OF CONSIGNMENT; ALSO SHARE OF EACH PROVINCE	QUANTITY					VALUE				
	1930-31	1931-32	1932-33	1933-34	1934-35	1930-31	1931-32	1932-33	1933-34	1934-35
Hardware (excluding cutlery and electroplated ware)—concluded						R	R	R	R	R
Total value of Hardware (excluding cutlery and electroplated ware)—contd.										
United States of America—										
Via Atlantic Coast . . .	—	—	—	—	—	44,77,605	26,98,848	13,38,107	22,07,584	20,30,94
“ Pacific “ . . .	—	—	—	—	—	15,045	18,430	13,082	8,687	32,98
Other Foreign Countries	—	—	—	—	—	8,248	4,956	3,151	3,684	4,21
TOTAL FOREIGN COUNTRIES	—	—	—	—	—	2,23,38,245	1,57,54,838	1,98,97,731	1,84,62,707	2,01,54,07
Share of Bengal . . .	—	—	—	—	—	1,17,19,594	34,22,677	27,43,030	22,62,591	24,16,21
“ Bombay . . .	—	—	—	—	—	1,00,95,155	35,10,312	1,01,43,243	95,22,346	99,79,21
“ Sind . . .	—	—	—	—	—	36,13,677	23,72,030	32,25,333	32,40,455	36,11,31
“ Madras . . .	—	—	—	—	—	60,64,422	37,67,167	41,31,041	49,79,782	42,39,31
“ Burma . . .	—	—	—	—	—	45,45,473	25,13,327	26,03,848	26,21,324	32,21,21
TOTAL	—	—	—	—	—	8,60,28,321	2,00,91,413	2,99,21,559	2,87,83,384	3,05,29,99
Hides and Skins, raw—										
Hides, raw (H. E)—										
United Kingdom (including Channel Islands) . . .	Tons 6	Tons 34	Tons 2	Tons 6	Tons 58	18,332	1,16,942	2,913	2,617	23,31
Aden and Dependencies . . .	27	9	3	30,895	9,645	1,488
Ceylon (excluding Maldives)	363	344	396	352	342	1,32,536	1,32,562	1,19,826	97,730	88,16
Straits Settlements . . .	7	3	23	10	9	5,700	6,574	8,579	7,136	3,94
Union of South Africa . . .	12	10,492
Zanzibar and Pemba . . .	3	6	1	1,500	7,050	275	500	..
Kenya Colony . . .	1	7	14	10	5	1,200	6,800	5,815	4,790	2,66
Tanganyika Territory	18	2	11,656	1,56
Commonwealth of Australia	..	5	44	45	1	..	3,739	23,920	32,384	37
New Zealand	39	8	27,968	5,065
Other British Possessions	1	..	1	504
TOTAL BRITISH EMPIRE	419	452	492	436	413	2,00,706	3,11,280	1,08,445	1,56,413	1,23,36
Mascat Territory and Trucial Oman . . .	7	..	1	..	6	5,656	545	750	243	2,43
Iraq . . .	5	29	8	259	52	4,485	28,187	3,941	67,015	12,16
Java	6	44	9,801	44,77
Siam . . .	66	202	191	161	98	29,902	94,640	70,447	58,067	34,22
French Indo-China	28	..	20	3,06
Egypt . . .	12	13,325
Other Foreign Countries . . .	1	6	10	7	9	2,396	4,696	5,799	3,633	2,66
TOTAL FOREIGN COUNTRIES	91	327	210	433	237	55,864	1,23,038	80,937	1,38,779	1,04,33
Share of Bengal . . .	12	..	1	2	5	13,325	..	1,894	437	1,46
“ Bombay . . .	43	51	57	232	79	54,153	49,430	26,367	30,119	24,16
“ Sind . . .	7	6	5,806	325	..	365	3,06
“ Madras . . .	449	728	644	535	580	1,32,985	3,39,613	2,21,121	2,14,671	2,09,21
TOTAL	510	779	702	869	650	2,56,269	4,39,318	2,40,382	2,06,692	2,29,77
Shins, raw (H. E)—										
United Kingdom (including Channel Islands) . . .	Tons 10	Tons 4	Tons ..	Tons 2	Tons 15	51,921	30,590	3,078	19,517	47,21
Aden and Dependencies . . .	47	49	30	70	133	40,823	76,518	30,160	51,730	99,11
Bahrain Islands . . .	41	30	13	11	30	10,101	5,900	3,660	2,370	13,39
Ceylon (excluding Maldives)	401	301	198	261	248	4,76,935	3,14,513	1,65,768	1,79,519	1,38,88
Straits Settlements . . .	168	112	47	68	74	1,98,765	1,53,085	54,510	1,33,422	51,21
Federated Malay States	1	6,210	3,036	2,734	452	..

No. 10—continued

ARTICLES, AND COUNTRIES OF CONSIGNMENT; ALSO SHARE OF EACH PROVINCE	QUANTITY					VALUE				
	1930-31	1931-32	1932-33	1933-34	1934-35	1930-31	1931-32	1932-33	1933-34	1934-35
	Tons	Tons	Tons	Tons	Tons	R	R	R	R	R
<i>Hides and Skins, raw—continued</i>										
<i>Skins, raw (H. E)—continued</i>										
Kenya Colony	2	7	26	28	9	3,120	7,698	17,986	20,630	4,840
Tanganyika Territory	1	2	18	500	..	1,056	1,200	11,740
Seychelles	9	8,766	..
Commonwealth of Australia	89	48	41	1,540	..	27,043	34,217	28,137
New Zealand	1	3	26	450	2,167	24,325
Other British Possessions	3	2	26	1,375	1,980
TOTAL BRITISH EMPIRE	660	508	455	605	597	7,89,975	6,91,300	3,17,375	4,55,855	4,18,355
France	1	..	6,760	8,244
Mascat Territory and Trucial Oman	28	14	5	12	29	27,681	11,255	2,416	5,173	13,479
Other Native States in Arabia	3	54	24	163	200	1,440	27,852	17,688	1,75,575	1,62,832
Iraq	43	100	346	394	228	29,218	43,588	1,21,462	1,31,689	92,735
Iran	323	342	257	270	298	2,18,342	1,85,680	95,261	85,547	1,09,121
Java	5	..	16,288	..	2,737	26,898	..
French Indo-China	1	6	2	1	..	16,285	1,13,182	53,509	10,598	..
Egypt	15	10	3	6,958	2,952	2,917
United States of America— Vid Atlantic Coast	1	1	19,986	14,605	500	..	910
Other Foreign Countries	3	3	..	3	5	5,384	6,047	1,673	4,823	3,714
TOTAL FOREIGN COUNTRIES	417	580	684	848	764	3,41,577	4,12,019	2,95,306	4,39,798	2,89,972
<i>Share of Bengal</i>	<i>1</i>	<i>1</i>	<i>1</i>	<i>3</i>	<i>3</i>	<i>33,313</i>	<i>7,933</i>	<i>15,735</i>	<i>55,232</i>	<i>1,242</i>
" <i>Bombay</i>	<i>392</i>	<i>425</i>	<i>613</i>	<i>776</i>	<i>746</i>	<i>2,18,449</i>	<i>2,32,301</i>	<i>2,33,372</i>	<i>3,01,157</i>	<i>3,36,080</i>
" <i>Sind</i>	<i>90</i>	<i>122</i>	<i>70</i>	<i>26</i>	<i>31</i>	<i>1,23,333</i>	<i>77,362</i>	<i>33,065</i>	<i>9,472</i>	<i>12,812</i>
" <i>Madras</i>	<i>632</i>	<i>485</i>	<i>400</i>	<i>543</i>	<i>521</i>	<i>7,85,057</i>	<i>6,95,213</i>	<i>3,25,509</i>	<i>5,29,242</i>	<i>4,07,193</i>
" <i>Burma</i>	800	..
TOTAL	1,086	1,083	1,089	1,353	1,361	11,81,552	10,03,409	6,12,681	8,95,058	8,07,327
<i>Total Hides and Skins, Raw—</i>										
United Kingdom (including Channel Islands)	16	38	2	3	68	70,253	1,47,582	10,991	22,134	76,803
Aden and Dependencies	74	58	83	70	133	71,718	86,168	37,654	51,730	99,149
Bahrain Islands	41	30	14	11	31	10,101	5,900	4,164	2,370	14,266
Ceylon (excluding Maldives)	764	645	594	613	590	6,09,581	4,47,075	2,85,654	2,77,249	2,26,979
Straits Settlements	175	120	70	78	33	2,04,465	1,59,959	63,089	1,40,658	55,732
Federated Malay States	1	6,210	3,086	2,734	452	570
Union of South Africa	12	3	2	10,492	1,015	1,980
Zanzibar and Pemba	3	6	1	1,500	7,050	800	880	290
Kenya Colony	3	14	40	38	14	4,320	14,498	23,701	25,420	7,440
Tanganyika Territory	1	15	20	500	..	1,055	12,856	13,240
Seychelles	9	8,756	..
Commonwealth of Australia	5	188	93	42	1,540	3,739	50,963	66,601	23,514
New Zealand	30	9	3	26	..	27,968	5,515	2,167	24,325
TOTAL BRITISH EMPIRE	1,088	955	947	941	1,010	9,90,680	9,02,670	4,85,820	6,12,608	5,43,743
France	1	..	6,760	3,204
Mascat Territory and Trucial Oman	35	14	6	12	36	33,137	11,800	3,166	5,416	15,907
Other Native States in Arabia	4	57	30	168	200	3,450	31,526	20,241	1,78,316	1,62,832
Iraq	48	129	354	353	230	33,703	71,723	1,25,403	1,93,704	1,04,373
Iran	323	345	257	272	307	2,18,602	1,80,630	95,261	85,939	1,12,741
Java	4	11	44	16,288	..	5,453	36,199	44,776
Siam	69	292	191	162	93	31,302	95,110	71,331	59,223	35,514
French Indo-China	1	6	2	1	23	16,285	1,13,152	53,509	10,598	8,052

GENERAL IMPORTS

(158)

No. 10—continued

ARTICLES, AND COUNTRIES OF CONSIGNMENT; ALSO SHARE OF EACH PROVINCE	QUANTITY					VALUE				
	1930-31	1931-32	1932-33	1933-34	1934-35	1930-31	1931-32	1932-33	1933-34	1934-35
						R	R	R	R	R
Hides and Skins, raw—concluded										
<i>Total Hides and Skins, Raw (H. E.)—continued</i>	Tons	Tons	Tons	Tons	Tons					
Egypt	27	10	3	20,238	2,952	2,952
United States of America—										
Via Atlantic Coast	1	1	19,986	14,805	500	..	9,000
Other Foreign Countries	3	..	2	5	3,520	5,599	764	3,687	2,400
TOTAL FOREIGN COUNTRIES	508	857	844	1,281	1,001	3,97,141	5,40,057	3,76,248	5,78,577	4,38,226
<i>Share of Bengal</i>	13	1	2	10	3	47,143	7,933	17,629	55,719	2,600
" Bombay	404	476	675	1,058	826	2,72,808	2,71,731	2,64,739	3,31,276	4,09,431
" Sind	97	122	70	26	37	1,29,034	78,187	33,065	9,337	15,390
" Madras	1,082	1,313	1,044	1,123	1,141	9,39,042	10,34,326	6,46,630	7,43,913	6,09,816
" Burma	500	..
TOTAL	1,506	1,812	1,701	2,222	2,011	13,87,821	14,42,727	8,62,063	11,91,245	10,37,036
Hops & I.—										
United Kingdom (including Channel Islands)	Cwts.	Cwts.	Cwts.	Cwts.	Cwts.					
Other British Possessions	529	416	609	379	459	48,241	41,372	66,107	49,488	78,923
"	78	..	22	34	1	4,040	26	2,206
TOTAL BRITISH EMPIRE	529	416	687	379	481	48,275	41,373	70,147	49,509	81,221
Germany	321	392	334	316	329	16,710	17,977	16,618	22,140	27,186
United States of America—										
Via Atlantic Coast	31	144	..	4	..	4,586	7,488
" Pacific "	74	38	31	4,291	3,958	2,468
Other Foreign Countries	60	20	78	5	21	2,545	1,203	3,803	253	1,848
TOTAL FOREIGN COUNTRIES	445	412	412	385	525	23,546	19,084	20,421	30,932	39,126
<i>Share of Bengal</i>	186	193	129	178	112	18,068	14,566	13,111	20,004	12,102
" Bombay	341	320	283	278	264	22,501	14,938	23,407	20,932	41,276
" Sind	279	141	367	101	396	16,210	5,580	28,737	17,576	39,161
" Madras	98	348	312	137	158	8,232	12,900	13,092	10,328	9,326
" Burma	70	86	103	30	76	6,313	9,473	12,221	11,601	18,491
TOTAL	974	828	1,094	764	1,006	71,824	60,457	90,568	80,441	1,20,346
Horns, tips and pieces of horn (H. S.)—										
TOTAL BRITISH EMPIRE	Cwts.	Cwts.	Cwts.	Cwts.	Cwts.					
" ..	68	128	61	126	123	2,287	276	1,857	868	341
TOTAL FOREIGN COUNTRIES	1	2	3	2,185	160
<i>Share of Bengal</i>	11
" Bombay	2	..	1	3	..	1,935	..	1,110	2,761	218
" Madras	66	128	61	126	123	302	276	239	232	279
TOTAL	68	128	62	128	123	2,287	276	1,860	2,093	401

No. 10—continued

ARTICLES, AND COUNTRIES OF CONSIGNMENT; ALSO SHARE OF EACH PROVINCE	QUANTITY					VALUE				
	1930-31	1931-32	1932-33	1933-34	1934-35	1930-31	1931-32	1932-33	1933-34	1934-35
	R	R	R	R	R	R	R	R	R	R
Instruments, Apparatus and Appliances, and parts thereof—										
<i>Electrical, including telegraph and telephone apparatus, not being machinery—</i>										
Electric fans and parts thereof (III. F)—										
United Kingdom (including Channel Islands)	—	—	—	—	—	14,43,642	10,60,805	13,10,618	12,77,107	16,42,775
Straits Settlements	—	—	—	—	—	40	7,842	—	5	20
Other British Possessions	—	—	—	—	—	2,253	2,442	393	68	20
TOTAL BRITISH EMPIRE	—	—	—	—	—	14,45,935	10,61,120	13,10,901	12,77,270	16,42,824
Germany	—	—	—	—	—	2,97,153	4,14,726	3,80,802	30,817	1,84,360
Netherlands	—	—	—	—	—	11,965	14,008	23,957	23,228	9,488
Belgium	—	—	—	—	—	325	..	65	9,809	1,527
France	—	—	—	—	—	608	5,206	252
Italy (including Fiume)	—	—	—	—	—	0,83,640	4,13,065	4,74,869	4,74,014	5,40,308
Japan	—	—	—	—	—	6,213	3,105	12,374	60,048	42,536
United States of America—										
Via Atlantic Coast	—	—	—	—	—	1,32,470	39,742	23,341	85,833	86,033
Other Foreign Countries	—	—	—	—	—	4,325	4,196	621	3,055	4,574
TOTAL FOREIGN COUNTRIES	—	—	—	—	—	11,36,891	8,89,380	9,17,029	7,01,010	8,75,077
<i>Share of Bengal</i>	—	—	—	—	—	9,54,840	7,93,918	10,27,424	7,67,531	10,95,855
" Bombay	—	—	—	—	—	7,43,893	5,87,941	5,00,845	6,99,607	7,18,866
" Sind	—	—	—	—	—	4,41,379	3,12,729	4,42,904	2,18,493	3,77,508
" Madras	—	—	—	—	—	2,47,071	1,71,531	2,44,789	2,14,398	2,70,194
" Burma	—	—	—	—	—	1,95,443	84,397	20,908	49,151	25,471
TOTAL	—	—	—	—	—	25,82,626	19,50,509	22,36,930	19,79,160	25,17,901
Electric wires and cables—										
Rubber, insulated (III. F)—										
United Kingdom (including Channel Islands)	—	—	—	—	—	27,69,739	17,77,369	16,80,765	21,28,651	23,49,295
Commonwealth of Australia	—	—	—	—	—	6,023
Other British Possessions	—	—	—	—	—	83	950	3,423	31	12
TOTAL BRITISH EMPIRE	—	—	—	—	—	27,75,800	17,78,319	16,84,178	21,28,682	23,49,307
Sweden	—	—	—	—	—	..	8,185	2,562	4,588	2,908
Germany	—	—	—	—	—	3,91,349	4,00,624	3,84,263	2,60,182	3,77,364
Netherlands	—	—	—	—	—	1,24,408	1,12,078	88,199	40,528	16,509
Belgium	—	—	—	—	—	2,00,448	2,38,541	1,74,048	2,25,541	1,10,286
Switzerland	—	—	—	—	—	20,187	23,158	4,305	..	25
Italy (including Fiume)	—	—	—	—	—	11,378	5,240	9,739	3,078	1,103
Austria	—	—	—	—	—	63,500	11,584	15,320	3,719	8,148
Czechoslovakia	—	—	—	—	—	10,100	20,606	27,680	26,191	12,228
Japan	—	—	—	—	—	27,221	38,403	64,696	1,08,776	1,60,187
United States of America—										
Via Atlantic Coast	—	—	—	—	—	54,755	65,840	19,443	16,170	32,114
" Pacific "	—	—	—	—	—	112	1,745	..
Other Foreign Countries	—	—	—	—	—	11,568	787	518	396	442
TOTAL FOREIGN COUNTRIES	—	—	—	—	—	9,15,927	9,19,535	7,90,762	6,90,923	7,30,311
<i>Share of Bengal</i>	—	—	—	—	—	12,39,331	8,25,104	6,86,738	7,48,345	8,59,525
" Bombay	—	—	—	—	—	13,64,906	10,97,532	9,97,710	11,36,028	12,14,194
" Sind	—	—	—	—	—	2,33,199	3,14,876	3,24,928	5,49,742	4,56,611
" Madras	—	—	—	—	—	5,61,347	2,62,253	2,45,244	2,49,625	4,03,377
" Burma	—	—	—	—	—	2,92,044	1,97,889	1,70,320	1,34,952	1,46,910
TOTAL	—	—	—	—	—	36,90,827	29,97,854	24,24,940	28,19,605	30,79,618

ARTICLES, AND COUNTRIES OF CONSIGNMENT; ALSO SHARE OF EACH PROVINCE	QUANTITY					VALUE				
	1930-31	1931-32	1932-33	1933-34	1934-35	1930-31	1931-32	1932-33	1933-34	1934-35
Instruments, Apparatus and Appliances, and parts thereof— <i>continued</i> Electrical including telegraph and telephone apparatus not being machinery— <i>continued</i> Electric wires and cables— <i>continued</i> Insulations, other than rubber (III. F)— United Kingdom (including Channel Islands) . . .	—	—	—	—	—	38,53,450	19,74,827	21,33,110	21,48,200	37,71,000
Canada— Vid Atlantic Coast . . .	—	—	—	—	—	2,209	..
Other British Possessions . . .	—	—	—	—	—	142	1,128	342	810	..
TOTAL BRITISH EMPIRE . . .	—	—	—	—	—	38,53,001	19,76,955	21,33,452	21,50,779	37,80,000
Sweden	—	—	—	—	—	9,276	11,010	4,584	19,605	13,000
Norway	—	—	—	—	—	5,145	730
Germany	—	—	—	—	—	3,80,432	1,90,283	77,004	1,42,608	1,56,000
Netherlands	—	—	—	—	—	33,109	6,151	1,661	39,839	5,000
Belgium	—	—	—	—	—	24,961	30,342	19,843	26,922	39,000
France	—	—	—	—	—	2,469	1,260	380	20,762	1,000
Austria	—	—	—	—	—	2,195	4,770	1,099	16,257	10,000
Japan	—	—	—	—	—	6,418	7,848	23,939	49,892	25,700
United States of America— Vid Atlantic Coast . . .	—	—	—	—	—	63,162	23,058	23,304	76,113	64,100
Other Foreign Countries . . .	—	—	—	—	—	253	3,603	5,308	806	5,500
TOTAL FOREIGN COUNTRIES . . .	—	—	—	—	—	5,26,419	2,79,011	1,62,092	3,92,894	3,59,700
Share of Bengal	—	—	—	—	—	23,87,551	15,41,833	9,60,864	10,50,396	18,91,000
.. Bombay	—	—	—	—	—	12,62,008	4,46,045	4,23,942	6,77,414	13,16,000
.. Sind	—	—	—	—	—	4,92,550	64,712	3,67,919	2,42,748	1,44,000
.. Madras	—	—	—	—	—	2,02,353	1,76,264	5,03,555	5,65,378	6,32,000
.. Burma	—	—	—	—	—	45,358	26,172	39,154	27,943	45,000
TOTAL	—	—	—	—	—	43,80,020	22,54,966	23,05,534	25,43,673	41,30,000
Telegraph and Telephone wires and cables (III. F)— United Kingdom (including Channel Islands) . . .	—	—	—	—	—	2,63,454	54,544	43,926	2,13,729	1,36,000
Other British Possessions . . .	—	—	—	—	—	1,906	105	..
TOTAL BRITISH EMPIRE . . .	—	—	—	—	—	2,63,454	54,544	45,832	2,13,834	1,36,000
Sweden	—	—	—	—	—	989	10,000
Germany	—	—	—	—	—	5,975	7,108	48,036	536	8,000
Netherlands	—	—	—	—	—	16,034
Japan	—	—	—	—	—	..	27,921	..	48	..
Other Foreign Countries . . .	—	—	—	—	—	2,477	5,509	..	365	..
TOTAL FOREIGN COUNTRIES . . .	—	—	—	—	—	24,486	40,598	48,036	1,038	18,000
Share of Bengal	—	—	—	—	—	1,43,136	1,479	867	1,690	1,000
.. Bombay	—	—	—	—	—	40,658	64,686	18,272	1,38,764	1,91,000
.. Sind	—	—	—	—	—	21,228	1,448	5,954	21,687	22,000
.. Madras	—	—	—	—	—	63,809	10,436	66,775	6,170	2,000
.. Burma	—	—	—	—	—	4,109	17,098	..	461	..
TOTAL	—	—	—	—	—	2,87,040	95,142	88,808	2,15,772	2,03,000
Bare Copper wire (electrolytic) other than telegraph and telephone wires (III. F)— United Kingdom (including Channel Islands) . . .	Cwts.	Cwts.	Cwts.	Cwts.	Cwts.	31,640	13,481	7,688	4,722	13,135
Other British Possessions	23	45
TOTAL BRITISH EMPIRE . . .	31,640	13,481	7,688	4,722	13,135	15,14,496	5,29,120	2,76,157	1,98,652	4,61,400

No. 10—continued

ARTICLES AND COUNTRIES OF CONSIGNMENT; ALSO SHARE OF EACH PROVINCE	QUANTITY					VALUE				
	1930-31	1931-32	1932-33	1933-34	1934-35	1930-31	1931-32	1932-33	1933-34	1934-35
struments, Apparatus, and Appli- cances, and parts thereof— continued						R	R	R	R	R
Electrical including telegraph and telephone apparatus not being machinery— continued						R	R	R	R	R
Electric Wires and Cables— <i>contd.</i>										
are copper wire (electrolytic) other than telegraph and tele- phone wires (III. F.)— <i>contd.</i>	Cwts.	Cwts.	Cwts.	Cwts.	Cwts.					
Germany	5,110	5,518	3,373	909	1,005	2,50,651	2,80,673	1,11,009	27,289	28,257
Netherlands	2,400	1,088	622	1,490	80	1,27,568	42,805	20,304	48,855	2,497
Belgium	348	306	293	40	50	18,669	10,651	14,324	1,446	1,857
France	923	704	308	795	40	40,534	25,286	18,262	24,319	1,160
Japan	3,252	1,022	21,466	15,720	24,375	1,69,533	33,509	6,08,194	4,41,415	6,52,720
United States of America— Via Atlantic Coast	1,809	3,195	1,093	13	6,688	63,692	1,10,927	29,117	613	1,65,698
Other Foreign Countries	5	..	8	6	..	199	..	97
TOTAL FOREIGN COUNTRIES	13,842	11,828	27,070	18,967	32,141	6,70,653	4,58,251	7,96,409	5,43,936	8,52,276
Share of Bengal	25,914	2,521	19,975	8,623	5,930	11,87,726	1,12,846	5,98,083	2,74,756	2,01,963
„ Bombay	12,476	8,153	8,193	6,092	16,607	6,23,161	2,93,246	2,49,140	1,79,193	4,90,278
„ Sind	6,213	6,114	2,654	4,040	5,470	3,45,044	2,34,264	97,470	1,36,239	1,48,336
„ Madras	118	7,458	3,230	4,693	16,137	8,820	2,87,344	1,05,058	1,32,619	4,39,286
„ Burma	252	1,463	791	431	1,132	20,421	54,725	22,895	15,251	33,910
TOTAL	44,982	25,709	34,753	23,689	45,276	21,85,172	9,82,425	10,72,566	7,37,588	13,13,735
Total value of Electric Wires and Cables—										
United Kingdom (including Channel Islands)	—	—	—	—	—	84,01,148	43,35,869	40,83,943	46,84,292	67,68,802
Canada— Via Atlantic Coast	—	—	—	—	—	2,209	8,050
Commonwealth of Australia	—	—	—	—	—	6,023
Other British Possessions	—	—	—	—	—	203	2,123	5,671	446	81
TOTAL BRITISH EMPIRE	—	—	—	—	—	84,07,374	43,37,992	40,89,619	46,86,947	67,77,533
Sweden	—	—	—	—	—	8,800	23,118	7,146	25,272	27,028
Norway	—	—	—	—	—	8,889	786
Germany	—	—	—	—	—	10,28,467	8,28,598	6,15,312	4,90,615	6,70,031
Netherlands	—	—	—	—	—	3,01,118	1,60,534	1,10,163	1,29,222	24,504
Belgium	—	—	—	—	—	2,46,402	2,81,125	2,08,210	2,54,274	1,60,289
France	—	—	—	—	—	45,462	27,308	13,746	45,886	2,842
Switzerland	—	—	—	—	—	20,314	25,523	4,748	344	25
Italy (including Flume)	—	—	—	—	—	11,500	5,468	11,551	3,078	3,033
Austria	—	—	—	—	—	65,695	16,354	17,319	19,976	18,043
Czechoslovakia	—	—	—	—	—	10,100	21,640	30,852	26,653	13,675
Japan	—	—	—	—	—	2,03,172	1,02,681	7,01,829	6,00,131	8,48,576
United States of America— Via Atlantic Coast	—	—	—	—	—	1,81,763	1,99,325	70,864	92,015	2,81,010
„ Pacific „	—	—	—	—	—	112	1,745	..
Other Foreign Countries	—	—	—	—	—	4,901	10	549	90	2,657
TOTAL FOREIGN COUNTRIES	—	—	—	—	—	21,36,655	16,92,305	17,02,219	16,20,691	19,52,313
Share of Bengal	—	—	—	—	—	49,55,044	24,51,462	22,46,532	20,74,587	29,54,969
„ Bombay	—	—	—	—	—	32,30,733	19,01,509	16,86,084	21,79,299	32,12,239
„ Sind	—	—	—	—	—	11,02,921	6,15,295	7,96,211	9,50,410	8,01,496
„ Madras	—	—	—	—	—	8,41,329	7,36,237	9,30,732	9,33,725	15,35,010
„ Burma	—	—	—	—	—	3,81,332	2,95,884	2,32,369	1,78,617	2,26,022
TOTAL	—	—	—	—	—	1,05,43,959	60,30,367	58,81,908	63,10,638	87,29,840

ARTICLES, AND COUNTRIES OF CONSIGNMENT; ALSO SHARE OF EACH PROVINCE	QUANTITY					VALUE				
	1930-31	1931-32	1932-33	1933-34	1934-35	1930-31	1931-32	1932-33	1933-34	1934-35
Instruments, Apparatus, and Appliances, and parts thereof— <i>continued</i>										
<i>Electrical, including telegraph and telephone apparatus not being machinery— continued</i>						Rs	Rs	Rs	Rs	Rs
Telegraph and telephone instruments and apparatus (III. F)—										
United Kingdom (including Channel Islands)	—	—	—	—	—	4,80,635	4,33,444	4,05,149	8,98,656	11,66,000
Other British Possessions	—	—	—	—	—	378	80	1,094	8,911	—
TOTAL BRITISH EMPIRE	—	—	—	—	—	4,81,013	4,33,474	4,07,243	9,02,567	11,66,000
Sweden	—	—	—	—	—	4,874	11,220	14,550	30,843	43,000
Denmark	—	—	—	—	—	..	1,900	3,029	5,633	1,000
Germany	—	—	—	—	—	13,962	23,205	78,921	2,77,226	2,44,000
Belgium	—	—	—	—	—	13,741	20,781	14,443	1,860	4,000
France	—	—	—	—	—	1,400	6,750	1,020
Italy (including Fiume)	—	—	—	—	—	5,205	3,640	10,000
Japan	—	—	—	—	—	674	..	3,223	20,281	4,000
United States of America— Via Atlantic Coast	—	—	—	—	—	29,405	22,585	21,343	9,799	20,000
" Pacific "	—	—	—	—	—	..	1,688	..	508	..
Other Foreign Countries	—	—	—	—	—	3,012	1,401	694	992	..
TOTAL FOREIGN COUNTRIES	—	—	—	—	—	66,568	89,591	1,42,928	3,50,781	3,31,000
Share of Bengal	—	—	—	—	—	1,63,464	2,61,659	1,43,966	3,51,089	4,32,000
" Bombay	—	—	—	—	—	2,16,076	2,25,482	2,07,059	7,59,563	3,31,000
" Sind	—	—	—	—	—	5,440	9,570	74,591	54,216	75,000
" Madras	—	—	—	—	—	1,02,760	17,894	1,10,994	33,421	34,000
" Burma	—	—	—	—	—	4,342	8,430	3,561	4,960	12,000
TOTAL	—	—	—	—	—	4,97,581	5,23,065	5,50,171	12,53,348	14,97,000
Electric lamps and parts thereof— Electric glow lamps—										
Gas filled electric bulbs (III. F) (a)—		No.	No.	No.	No.					
United Kingdom (including Channel Islands)	—	556,017	686,890	855,112	997,775	—	7,21,161	8,11,169	8,70,210	9,57,000
Straits Settlements	—	..	3,824	64	..	—	..	5,052	65	..
Other British Possessions	—	6,265	552	343	723	—	6,093	728	152	..
TOTAL BRITISH EMPIRE	—	562,282	691,266	855,519	998,498	—	7,28,144	8,16,949	8,70,427	9,57,000
Germany	—	63,297	39,385	37,262	65,387	—	89,204	38,099	40,808	63,000
Netherlands	—	416,214	349,711	309,922	514,789	—	4,70,925	3,36,254	3,41,897	4,77,000
Belgium	—	30,951	20,093	10,499	9,317	—	13,084	13,279	9,457	6,000
France	—	2,094	2,838	2,607	10,701	—	1,682	2,575	2,370	7,000
Italy (including Fiume)	—	10,488	5,340	20,000	61,776	—	13,674	4,537	10,933	36,000
Austria	—	110,591	46,449	43,012	67,582	—	83,756	45,808	28,660	44,000
Czechoslovakia	—	108,505	110,236	159,953	144,281	—	98,925	1,14,110	1,44,329	1,40,000
Hungary	—	19,225	8,805	465	43,340	—	25,046	8,674	331	32,000
Japan	—	85,168	197,837	249,291	208,814	—	18,744	41,186	37,040	23,000
United States of America— Via Atlantic Coast	—	11,408	7,582	14,360	28,545	—	37,850	18,180	30,436	32,000
Other Foreign Countries	—	1,163	5,958	580	276	—	404	1,431	168	..
TOTAL FOREIGN COUNTRIES	—	853,099	794,234	931,951	1,154,814	—	8,58,204	8,24,189	6,45,938	8,63,000
Share of Bengal	—	588,880	507,267	637,349	639,626	—	6,39,166	6,34,478	6,35,339	6,36,000
" Bombay	—	458,610	519,001	595,637	661,055	—	5,25,304	5,29,551	6,37,894	7,34,000
" Sind	—	136,230	134,345	163,198	205,186	—	1,17,156	95,837	90,335	1,34,000
" Madras	—	128,940	194,522	184,397	247,347	—	1,61,812	1,92,000	1,03,433	2,18,000
" Burma	—	92,721	130,365	153,469	150,098	—	83,001	91,516	99,373	1,11,000
TOTAL	—	1,416,381	1,485,500	1,787,470	2,153,312	—	15,81,438	14,41,082	15,16,365	18,27,000

(a) Separately recorded from 1931-32.

No. 10—continued

ARTICLES, AND COUNTRIES OF CONSIGNMENT; ALSO SHARE OF EACH PROVINCE	QUANTITY					VALUE				
	1930-31	1931-32	1932-33	1933-34	1934-35	1930-31	1931-32	1932-33	1933-34	1934-35
<i>Instruments, Apparatus, etc.—contd.</i>										
<i>Electrical, including telegraph and telephone apparatus, not being machinery—continued</i>										
Electric lamps and parts thereof— <i>continued</i>							₹	₹	₹	₹
Electric glow lamps— <i>continued</i>										
Vacuum electric bulbs (III.F) (a)		No.	No.	No.	No.					
United Kingdom (including Channel Islands)	—	836,470	839,522	985,763	1,010,928	—	5,62,607	5,48,926	6,21,439	5,95,510
Other British Possessions	—	9,597	8,893	15	465	—	4,032	2,272	4	224
TOTAL BRITISH EMPIRE	—	846,067	848,415	985,778	1,011,393	—	5,66,779	5,46,198	6,21,443	5,95,734
Germany	—	162,918	141,616	72,439	104,435	—	63,879	54,953	23,631	45,771
Netherlands	—	915,238	968,713	875,285	1,136,213	—	5,32,742	4,64,621	4,03,403	4,97,163
Belgium	—	21,049	60,561	41,420	25,028	—	7,850	21,859	17,399	9,230
France	—	3,425	12,376	4,994	3,250	—	2,273	5,692	2,514	1,176
Italy (including Rome)	—	28,102	19,559	63,568	73,263	—	11,421	7,849	22,965	24,139
Austria	—	326,857	297,400	355,144	215,841	—	1,19,828	1,13,902	1,10,503	69,024
Czechoslovakia	—	309,345	232,518	165,093	159,392	—	1,05,739	1,08,476	76,748	72,300
Hungary	—	17,765	16,727	2,348	43,468	—	10,207	9,152	1,209	19,139
Japan	—	1,467,551	3,198,001	4,236,711	3,367,277	—	2,00,290	3,31,134	3,19,362	2,31,638
United States of America— Via Atlantic Coast	—	12,550	16,503	63,220	219,430	—	3,550	7,432	11,580	19,949
„ Pacific „	—	13,203	—	1,284
Other Foreign Countries	—	12,030	9,284	681	3,589	—	2,735	1,582	163	924
TOTAL FOREIGN COUNTRIES	—	3,276,830	4,978,257	5,880,853	5,363,469	—	10,50,614	11,26,651	9,89,567	9,91,987
Share of Bengal	—	1,316,857	1,458,301	1,764,476	1,334,442	—	5,73,140	4,87,932	5,40,207	6,03,730
„ Bombay	—	1,612,948	2,326,525	2,698,633	2,261,493	—	6,37,337	6,76,903	6,55,672	6,60,462
„ Sind	—	697,036	1,048,046	1,376,490	1,765,971	—	1,54,309	1,96,623	1,90,563	2,36,610
„ Madras	—	275,129	538,330	439,997	606,068	—	1,60,975	2,07,746	2,06,073	1,74,070
„ Burma	—	220,929	394,870	588,011	407,888	—	91,072	1,05,640	1,18,595	1,12,849
TOTAL	—	4,122,897	5,816,472	6,866,631	6,374,862	—	16,17,398	16,72,849	16,11,010	16,87,731
Electric bulbs for automobiles (III. F) (a)—										
United Kingdom (including Channel Islands)	—	8,822	20,692	18,852	25,069	—	5,444	10,766	9,244	10,704
Other British Possessions	—	..	4,506	..	601	—	..	1,814	..	248
TOTAL BRITISH EMPIRE	—	8,822	25,198	18,852	25,670	—	5,444	12,580	9,244	10,947
Netherlands	—	136,002	96,717	60,789	120,939	—	59,544	34,027	20,796	45,442
Czechoslovakia	—	11,600	2,849	5,600	4,757	—	7,844	887	1,630	1,433
Japan	—	369,604	1,542,817	582,582	830,479	—	26,880	95,766	20,862	12,041
United States of America— Via Atlantic Coast	—	69,606	59,699	40,175	163,439	—	12,113	18,520	9,441	35,162
Other Foreign Countries	—	11,737	18,401	3,692	2,827	—	5,440	3,836	1,104	744
TOTAL FOREIGN COUNTRIES	—	598,549	1,715,268	642,733	622,141	—	1,11,321	1,53,036	53,832	84,627
Share of Bengal	—	93,748	257,851	65,761	125,051	—	32,838	31,727	12,445	35,424
„ Bombay	—	360,091	1,081,997	535,987	384,493	—	63,218	37,721	33,466	42,037
„ Sind	—	28,909	203,393	4,733	15,549	—	5,135	13,470	691	1,732
„ Madras	—	76,195	131,126	23,872	101,469	—	8,829	25,642	3,135	14,273
„ Burma	—	43,513	60,809	31,257	21,349	—	6,585	7,058	3,339	2,393
TOTAL	—	607,371	1,740,481	661,590	647,811	—	1,16,766	1,65,616	63,076	95,774
Electric bulbs for torches (III. F) (b)—										
Hongkong	—	56,707	158,976	216,442	23,992	—	15,173	5,165	3,668	1,595
Other British Possessions	—	9,455	28,997	39,805	105,894	—	2,552	4,238	5,318	5,156
TOTAL BRITISH EMPIRE	—	66,162	187,973	256,247	129,886	—	17,725	9,401	8,986	6,751

(a) Separately recorded from 1931-32, figures for 1930-31 were recorded under automobile lighting lamps.
(b) Separately recorded from 1931-32, figures for 1930-31 were recorded under dash lights including torches.

ARTICLES, AND COUNTRIES OF CONSIGNMENT; ALSO SHARE OF EACH PROVINCE	QUANTITY					VALUE				
	1930-31	1931-32	1932-33	1933-34	1934-35	1930-31	1931-32	1932-33	1933-34	1934-35
Instruments, Apparatus, etc.—contd.										
<i>Electrical including telegraph and telephone, etc.—continued</i>										
Electric lamps and parts thereof—continued						B	B	B	B	B
Electric glow lamps—contd.										
Electric bulbs for torches (III. F) (a)—continued		No.	No.	No.	No.					
Germany	—	482,047	541,069	298,029	557,809	—	34,118	44,460	19,029	24,64
China (exclusive of Hongkong and Macao)	—	230,697	455,305	110,320	131,800	—	32,992	11,760	2,531	1,51
Japan	—	1,896,772	7,828,761	6,165,695	8,920,024	—	50,919	1,34,389	77,012	89,54
United States of America— Via Atlantic Coast	—	454,765	786,918	1,456,462	1,780,787	—	83,439	1,17,813	1,27,310	1,66,77
Other Foreign Countries	—	13,982	12,625	38,501	43,682	—	2,480	1,187	3,160	3,94
TOTAL FOREIGN COUNTRIES	—	3,078,264	9,624,748	8,009,007	11,504,502	—	2,03,957	3,09,614	2,29,002	2,86,48
<i>Share of Bengal</i>	—	839,664	3,775,393	1,884,903	2,366,943	—	84,278	1,02,731	76,171	76,78
“ <i>Bombay</i>	—	1,275,771	2,777,048	2,460,405	6,369,850	—	55,578	74,368	76,178	1,11,78
“ <i>Sind</i>	—	477,958	2,096,866	1,443,699	1,075,415	—	11,713	49,154	28,810	34,61
“ <i>Madras</i>	—	96,398	379,572	301,458	325,059	—	26,635	28,345	17,215	23,70
“ <i>Burma</i>	—	454,753	783,848	1,341,796	1,587,116	—	43,478	64,417	40,654	56,42
TOTAL	—	3,144,426	9,812,731	8,325,254	11,724,388	—	2,21,682	3,19,015	2,38,978	2,93,18
<i>Wax and Valves (III. F) (b)—</i>		No.	No.	No.	No.					
United Kingdom (including Channel Islands)	—	5,091	9,652	7,014	8,887	—	27,284	35,866	37,069	45,71
Other British Possessions	—	64	85	8	11	—	148	446	165	11
TOTAL BRITISH EMPIRE	—	5,155	9,737	7,022	8,898	—	27,420	36,312	38,114	45,8
Netherlands	—	85	247	220	4,780	—	400	433	1,886	10,1
United States of America— Via Atlantic Coast	—	3,654	1,978	2,883	4,087	—	9,790	7,242	7,587	7,3
“ <i>Pacific</i>	—	79	..	871	..	—	388	..	2,150	..
Other Foreign Countries	—	1,202	841	497	1,679	—	4,422	4,554	1,017	7,3
TOTAL FOREIGN COUNTRIES	—	5,020	3,059	5,471	10,546	—	15,000	12,229	13,490	15,0
<i>Share of Bengal</i>	—	206	185	26	10,333	—	1,516	687	938	22,5
“ <i>Bombay</i>	—	6,043	5,990	9,336	7,638	—	29,363	29,729	36,363	35,3
“ <i>Sind</i>	—	624	1,609	1,623	895	—	3,939	11,855	9,571	5,2
“ <i>Madras</i>	—	6	4,717	111	5	—	14	4,949	383	..
“ <i>Burma</i>	—	3,298	295	827	273	—	7,097	1,341	4,371	2,1
TOTAL	—	10,175	12,706	12,493	19,344	—	42,429	48,541	61,624	71,1
<i>Flash lights including torch lights, pocket lamps, etc., (III. F) (c)—</i>		No.								
United Kingdom (including Channel Islands)	21,967	—	—	—	—	35,894	—	—	—	—
Hongkong	4,993	—	—	—	—	5,350	—	—	—	—
Other British Possessions	777	—	—	—	—	2,905	—	—	—	—
TOTAL BRITISH EMPIRE	27,677	—	—	—	—	48,649	—	—	—	—
Germany	81,218	—	—	—	—	74,638	—	—	—	—
Czechoslovakia	4,762	—	—	—	—	1,309	—	—	—	—
Japan	29,481	—	—	—	—	4,601	—	—	—	—
United States of America— Via Atlantic Coast	302,813	—	—	—	—	6,34,094	—	—	—	—
“ <i>Pacific</i>	1	—	—	—	—	1	—	—	—	—
Other Foreign Countries	1,803	—	—	—	—	3,376	—	—	—	—
TOTAL FOREIGN COUNTRIES	420,928	—	—	—	—	7,18,219	—	—	—	—

(a) Separately recorded from 1931-32, figures for 1930-31 were recorded under flash lights including torches.
 (b) Separately shown from 1931-32.
 (c) Discontinued from 1931-32.

No. 10—continued

ARTICLES, AND COUNTRIES OF CONSIGNMENT; ALSO SHARE OF EACH PROVINCE	QUANTITY					VALUE				
	1930-31	1931-32	1932-33	1933-34	1934-35	1930-31	1931-32	1932-33	1933-34	1934-35
Instruments, Apparatus and appliances, and parts thereof— <i>continued</i>										
Electrical, including telegraph and telephone apparatus not being machinery— <i>continued</i>						R	R	R	R	R
Electric lamps and parts thereof— <i>continued</i>										
Electric glow lamps— <i>contd.</i>										
Flash light including torch lights, pocket lamps, etc., (III. F) (c)— <i>continued</i>	No.									
Share of Bengal	261,746	—	—	—	—	4,13,619	—	—	—	—
„ Bombay	1,954	—	—	—	—	4,767	—	—	—	—
„ Sind	10,569	—	—	—	—	22,632	—	—	—	—
„ Madras	70,120	—	—	—	—	47,848	—	—	—	—
„ Burma	103,347	—	—	—	—	2,73,002	—	—	—	—
TOTAL	447,705	—	—	—	—	7,61,868	—	—	—	—
Automobile lighting lamps (III. F) (c)—	No.									
United Kingdom (including Channel Islands)	5,632	—	—	—	—	3,870	—	—	—	—
Germany	13,101	—	—	—	—	5,446	—	—	—	—
Netherlands	138,215	—	—	—	—	65,834	—	—	—	—
Japan	419,840	—	—	—	—	35,925	—	—	—	—
United States of America—										
<i>Vis</i> Atlantic Coast	25,247	—	—	—	—	13,072	—	—	—	—
Other Foreign Countries	12,742	—	—	—	—	5,354	—	—	—	—
TOTAL FOREIGN COUNTRIES	609,145	—	—	—	—	1,15,631	—	—	—	—
Share of Bengal	66,864	—	—	—	—	23,387	—	—	—	—
„ Bombay	520,002	—	—	—	—	83,018	—	—	—	—
„ Madras	863	—	—	—	—	1,211	—	—	—	—
„ Burma	27,048	—	—	—	—	6,394	—	—	—	—
TOTAL	614,777	—	—	—	—	1,19,510	—	—	—	—
Standard lighting lamps (III. F) (c)—	No.									
United Kingdom (including Channel Islands)	1,277,671	—	—	—	—	8,82,865	—	—	—	—
Germany	258,409	—	—	—	—	1,40,107	—	—	—	—
Netherlands	1,123,728	—	—	—	—	8,20,191	—	—	—	—
Belgium	108,372	—	—	—	—	64,913	—	—	—	—
France	83,861	—	—	—	—	40,416	—	—	—	—
Italy (including Trieste)	83,143	—	—	—	—	37,472	—	—	—	—
Austria	316,034	—	—	—	—	1,41,283	—	—	—	—
Hungary	80,173	—	—	—	—	25,975	—	—	—	—
Czechoslovakia	184,173	—	—	—	—	1,20,761	—	—	—	—
Japan	701,939	—	—	—	—	1,27,536	—	—	—	—
United States of America—										
<i>Vis</i> Atlantic Coast	29,990	—	—	—	—	47,190	—	—	—	—
„ Pacific „	3	—	—	—	—	175	—	—	—	—
Other Foreign Countries	4,498	—	—	—	—	1,164	—	—	—	—
TOTAL FOREIGN COUNTRIES	2,924,318	—	—	—	—	15,76,192	—	—	—	—

(c) Discontinued from 1931-32.

ARTICLES, AND COUNTRIES OF CONSIGNMENT; ALSO SHARE OF EACH PROVINCE	QUANTITY					VALUE				
	1930-31	1931-32	1932-33	1933-34	1934-35	1930-31	1931-32	1932-33	1933-34	1934-35
Instruments, Apparatus and Appliances, and parts thereof—continued										
<i>Electrical, including telegraph and telephone apparatus not being machinery—continued</i>						R	R	R	R	R
Electric lamps and parts thereof—continued										
Electric glow lamps—contd.										
Standard Lighting Lamps (III. F) (a)—continued	No.									
Share of Bengal	3,331,278	—	—	—	—	9,48,327	—	—	—	—
" Bombay	1,720,600	—	—	—	—	9,98,797	—	—	—	—
" Sind	136	—	—	—	—	2,666	—	—	—	—
" Madras	383,161	—	—	—	—	1,32,498	—	—	—	—
" Burma	691,314	—	—	—	—	3,26,371	—	—	—	—
TOTAL	4,201,989	—	—	—	—	24,59,057	—	—	—	—
Electric lamps, other sorts (III. F)—	No.	No.	No.	No.	No.					
United Kingdom (including Channel Islands)	7,948	25,422	30,368	18,322	25,415	29,091	58,960	60,274	43,114	77,03
Straits Settlements	11	3,213	701	1,146	25,211	146	4,402	1,005	975	16,3
Hongkong	42,976	6,539	76,224	286,822	..	42,112	5,001	45,323	1,60,8
Other British Possessions	102	20	28	4	69	176	165	40	42	31
TOTAL BRITISH EMPIRE	8,061	71,631	37,636	95,696	338,117	29,413	1,06,639	66,326	89,454	2,34,5
Germany	7,129	51,997	39,895	46,773	42,740	18,684	54,009	49,812	49,102	47,1
Netherlands	3,013	2,168	1,300	13,068	2,786	8,799	2,198	2,657	7,848	3,1
Belgium	1,524	8	10,156	3,283	18	881	108	7,172	11,024	6
France	434	2,890	1,204	3	261	4,431	5,798	9,102	415	2,1
Italy (including Fiume)	190	1,409	465	831	838	8,062	4,176	2,191	3,014	2,1
Austria	2,537	873	320	8,539	5,221	3,101	6,189	2,288	11,267	9,1
Czechoslovakia	15,938	42,357	4,241	14,318	24,234	6,371	17,925	2,167	11,444	11,8
China (exclusive of Hongkong and Macao)	1	205,524	1,990	65,392	417,928	8	1,57,556	1,535	37,680	2,24,3
Japan	15,171	22,844	41,720	145,310	154,994	1,358	14,112	7,093	22,669	31,3
United States of America—										
<i>Via Atlantic Coast</i>	<i>456</i>	<i>74,638</i>	<i>29,493</i>	<i>95,941</i>	<i>186,501</i>	<i>5,688</i>	<i>1,73,335</i>	<i>60,506</i>	<i>1,02,659</i>	<i>2,16,4</i>
<i> " Pacific "</i>	<i>..</i>	<i>..</i>	<i>2</i>	<i>1</i>	<i>14</i>	<i>..</i>	<i>..</i>	<i>5</i>	<i>487</i>	<i>3,0</i>
Other Foreign Countries	155	19	6	859	1,103	836	90	14	1,187	1
TOTAL FOREIGN COUNTRIES	46,648	404,727	130,792	394,318	836,137	63,214	4,35,406	1,44,622	2,69,346	5,83,1
Share of Bengal	3,647	360,637	16,222	144,348	330,318	6,626	3,49,343	9,209	1,04,748	4,93,4
" Bombay	<i>5,338</i>	<i>6,369</i>	<i>6,808</i>	<i>94,395</i>	<i>26,480</i>	<i>49,199</i>	<i>50,307</i>	<i>36,440</i>	<i>98,331</i>	<i>67,1</i>
" Sind	<i>629</i>	<i>6,216</i>	<i>623</i>	<i>6,629</i>	<i>1,258</i>	<i>7,235</i>	<i>14,680</i>	<i>19,144</i>	<i>16,613</i>	<i>31,1</i>
" Madras	<i>43,276</i>	<i>66,319</i>	<i>72,804</i>	<i>171,513</i>	<i>132,333</i>	<i>19,327</i>	<i>27,875</i>	<i>56,771</i>	<i>70,499</i>	<i>67,1</i>
" Burma	<i>1,671</i>	<i>46,317</i>	<i>73,371</i>	<i>73,129</i>	<i>184,465</i>	<i>10,240</i>	<i>89,230</i>	<i>89,384</i>	<i>60,608</i>	<i>1,37,1</i>
TOTAL	54,609	476,358	168,428	490,014	1,174,254	92,627	5,41,135	2,10,948	3,48,800	8,35,1
Parts and accessories of electric lamps (III. F)—										
United Kingdom (including Channel Islands)	—	—	—	—	—	1,42,657	69,798	1,02,641	47,644	54
Ceylon (excluding Maldives)	—	—	—	—	—	3,104	59,742	810	..	2,64
Hongkong	—	—	—	—	—	6,102	..	1,28,691	2,24,248	2,64
Other British Possessions	—	—	—	—	—	725	171	2,064	8	..
TOTAL BRITISH EMPIRE	—	—	—	—	—	1,62,688	1,29,706	2,33,706	2,71,890	3,09

(a) Discontinued from 1931-32.

No. 10—continued

ARTICLES, AND COUNTRIES OF CONSIGNMENT; ALSO SHARE OF EACH PROVINCE	QUANTITY					VALUE				
	1930-31	1931-32	1932-33	1933-34	1934-35	1930-31	1931-32	1932-33	1933-34	1934-35
Instruments, Apparatus and Appli- ances, and parts thereof— continued										
<i>Electrical, including telegraph and telephone apparatus not being machinery— continued</i>						R	R	R	R	R
Electric lamps and parts thereof—continued										
Parts and accessories of electric lamps (III. F)—continued										
Germany	—	—	—	—	—	9,46,527	4,30,571	4,51,136	2,65,012	2,22,712
Netherlands	—	—	—	—	—	1,10,748	1,599	305	168	1,495
Italy (including Fiume)	—	—	—	—	—	60,937	12,282	20,002	6,738	2,286
Austria	—	—	—	—	—	1,02,110	20,471	48,276	18,420	15,733
Czechoslovakia	—	—	—	—	—	54,686	31,062	30,772	29,909	73,666
China (exclusive of Hong- kong and Macão)	—	—	—	—	—	3,289	1,22,911	2,38,809	92,026	33,323
Japan	—	—	—	—	—	2,05,406	27,265	1,51,460	1,30,087	1,55,681
United States of America— Via Atlantic Coast	—	—	—	—	—	8,20,192	4,50,514	4,30,067	3,14,188	3,86,081
Other Foreign Countries	—	—	—	—	—	9,016	6,441	1,625	2,250	2,480
TOTAL FOREIGN COUNTRIES	—	—	—	—	—	23,21,911	11,08,106	14,38,452	8,60,353	8,94,302
<i>Share of Bengal</i>	—	—	—	—	—	<i>4,94,733</i>	<i>2,54,847</i>	<i>4,31,497</i>	<i>2,31,815</i>	<i>73,631</i>
„ Bombay	—	—	—	—	—	<i>11,46,513</i>	<i>7,43,316</i>	<i>3,44,561</i>	<i>7,00,305</i>	<i>3,40,126</i>
„ Sind	—	—	—	—	—	<i>5,77,091</i>	<i>1,37,346</i>	<i>2,25,108</i>	<i>1,75,384</i>	<i>2,20,299</i>
„ Madras	—	—	—	—	—	<i>95,091</i>	<i>67,160</i>	<i>1,31,436</i>	<i>12,444</i>	<i>50,259</i>
„ Burma	—	—	—	—	—	<i>1,61,071</i>	<i>30,143</i>	<i>36,552</i>	<i>12,295</i>	<i>14,196</i>
TOTAL	—	—	—	—	—	24,74,409	12,32,812	16,72,158	11,32,243	12,03,511
Batteries (III. F)—										
United Kingdom (including Channel Islands)	—	—	—	—	—	2,32,345	1,99,610	3,56,557	2,08,249	1,75,451
Hongkong	—	—	—	—	—	131	6,651	17,468	27,550	23,167
Other British Possessions	—	—	—	—	—	3,897	3,981	3,834	2,146	2,343
TOTAL BRITISH EMPIRE	—	—	—	—	—	2,36,373	2,10,242	3,77,854	2,37,945	2,00,961
Germany	—	—	—	—	—	2,74,554	1,49,784	1,35,899	2,24,778	1,85,410
Austria	—	—	—	—	—	5,899	1,132	536	3,498	2,391
Czechoslovakia	—	—	—	—	—	5,926	976	933	2,385	6,124
China (exclusive of Hong- kong and Macão)	—	—	—	—	—	496	30,780	45,378	25,006	25,623
Japan	—	—	—	—	—	93	1,129	8,092	42,183	57,691
United States of America— Via Atlantic Coast	—	—	—	—	—	7,46,730	7,15,750	7,15,265	8,16,438	10,29,696
„ Pacific	—	—	—	—	—	..	180
Other Foreign Countries	—	—	—	—	—	11,505	7,032	2,321	1,531	1,069
TOTAL FOREIGN COUNTRIES	—	—	—	—	—	10,45,203	9,06,613	9,08,424	11,16,324	13,08,004
<i>Share of Bengal</i>	—	—	—	—	—	<i>4,77,913</i>	<i>3,59,604</i>	<i>7,50,933</i>	<i>4,37,462</i>	<i>6,25,243</i>
„ Bombay	—	—	—	—	—	<i>45,277</i>	<i>36,551</i>	<i>41,702</i>	<i>98,523</i>	<i>1,46,309</i>
„ Sind	—	—	—	—	—	..	<i>1,424</i>	<i>4,397</i>	<i>1,37,695</i>	<i>2,31,116</i>
„ Madras	—	—	—	—	—	<i>3,63,912</i>	<i>1,73,136</i>	<i>1,42,903</i>	<i>2,07,091</i>	<i>1,42,742</i>
„ Burma	—	—	—	—	—	<i>4,94,474</i>	<i>5,46,141</i>	<i>3,46,443</i>	<i>3,72,593</i>	<i>3,83,651</i>
TOTAL	—	—	—	—	—	12,81,576	11,16,355	12,86,278	13,54,209	15,05,965

GENERAL IMPORTS

(168)

No. 10—continued

ARTICLES, AND COUNTRIES OF CONSIGNMENT; ALSO SHARE OF EACH PROVINCE	QUANTITY					VALUE				
	1930-31	1931-32	1932-33	1933-34	1934-35	1930-31	1931-32	1932-33	1933-34	1934-35
Instruments, Apparatus, and Appliances, and parts thereof—continued										
Electrical, including telegraph and telephone apparatus not being machinery—continued						R	R	R	R	R
Carbons, electric (including furnace electrodes) (III. F)—United Kingdom (including Channel Islands)	—	—	—	—	—	2,12,205	2,16,837	2,71,416	2,26,183	1,10,000
Other British Possessions	—	—	—	—	—	..	497	1,981	648	..
TOTAL BRITISH EMPIRE	—	—	—	—	—	2,12,205	2,17,334	2,73,397	2,26,831	1,10,000
Germany	—	—	—	—	—	26,081	32,294	29,948	61,430	48,200
France	—	—	—	—	—	3,091	23,857	1,571	4,608	10,000
United States of America—Vid Atlantic Coast	—	—	—	—	—	598	5,208	10,810	22,708	14,200
Other Foreign Countries	—	—	—	—	—	6,348	3,241	7,057	1,884	5,100
TOTAL FOREIGN COUNTRIES	—	—	—	—	—	46,066	64,598	49,386	90,530	84,500
Share of Bengal	—	—	—	—	—	1,27,770	1,32,557	1,98,062	1,27,111	44,200
" Bombay	—	—	—	—	—	1,19,369	1,33,664	1,05,506	1,70,773	83,100
" Sind	—	—	—	—	—	3,925	7,655	13,064	3,091	11,100
" Madras	—	—	—	—	—	337	110	4,003	4,331	4,670
" Burma	—	—	—	—	—	1,469	2,958	2,148	8,137	3,600
TOTAL	—	—	—	—	—	2,58,270	2,81,932	3,22,788	3,17,361	1,95,200
Accumulators (including parts) (III. F)—United Kingdom (including Channel Islands)	—	—	—	—	—	11,61,712	6,16,341	7,89,151	6,05,751	7,22,000
Denmark	—	—	—	—	—	21,787	..
Germany	—	—	—	—	—	84,030	5,212	5,544	32,705	7,000
Belgium	—	—	—	—	—	3,79,322	1,21,658	12,060	10,059	10,000
France	—	—	—	—	—	67,297	69,823	39,012	71,327	9,400
United States of America—Vid Atlantic Coast	—	—	—	—	—	1,50,147	41,731	72,079	908	..
Other Foreign Countries	—	—	—	—	—	575	4	..	284	..
TOTAL FOREIGN COUNTRIES	—	—	—	—	—	6,81,371	2,38,427	1,28,696	1,37,070	27,500
Share of Bengal	—	—	—	—	—	3,38,871	3,79,119	5,15,833	4,40,338	7,02,000
" Bombay	—	—	—	—	—	10,05,792	4,58,134	3,98,098	3,67,311	45,000
" Sind	—	—	—	—	—	698	17,233	293	24,269	1,100
" Madras	—	—	—	—	—	331	222	5,624	791	..
" Burma	—	—	—	—	—	93	62	1,000
TOTAL	—	—	—	—	—	18,43,083	8,54,768	9,17,846	8,32,821	7,50,000
Condensers, electric (III. F)—United Kingdom (including Channel Islands)	—	—	—	—	—	4,400	4,940	7,749	23,996	47,000
Other British Possessions	—	—	—	—	—	180
TOTAL BRITISH EMPIRE	—	—	—	—	—	4,400	4,940	7,929	23,996	47,000
Germany	—	—	—	—	—	459	396	2,660	5,927	5,300
Other Foreign Countries	—	—	—	—	—	3,880	1,117	5,100
TOTAL FOREIGN COUNTRIES	—	—	—	—	—	459	396	6,540	6,144	10,400
Share of Bengal	—	—	—	—	—	3,667	2,031	2,329	17,255	40,100
" Bombay	—	—	—	—	—	1,798	2,216	9,528	10,045	11,200
" Sind	—	—	—	—	—	352	2,100
" Madras	—	—	—	—	—	..	387	2,051	2,488	3,000
TOTAL	—	—	—	—	—	4,859	5,286	14,469	30,140	53,300

No. 10—continued

ARTICLES, AND COUNTRIES OF CONSIGNMENT; ALSO SHARE OF EACH PROVINCE	QUANTITY					VALUE				
	1930-31	1931-32	1932-33	1933-34	1934-35	1930-31	1931-32	1932-33	1933-34	1934-35
Instruments, Apparatus, and Appli- ances, and parts thereof— continued										
Electrical, including telegraph and telephone apparatus not being machinery— continued						R	R	R	R	R
Electric bell apparatus (not telegraphic or telephonic) (III. F)—										
United Kingdom (including Channel Islands)	—	—	—	—	—	8,714	1,678	6,151	11,713	16,007
Germany	—	—	—	—	—	5,666	7,752	14,755	27,350	25,982
Other Foreign Countries	—	—	—	—	—	2,374	3,104	3,442	4,222	4,879
TOTAL FOREIGN COUNTRIES	—	—	—	—	—	8,040	10,850	18,197	81,602	80,861
Share of Bengal	—	—	—	—	—	304	56	654	7,909	13,443
" Bombay	—	—	—	—	—	6,234	9,457	19,138	22,587	23,908
" Sind	—	—	—	—	—	4,763	2,421	4,020	8,600	6,180
" Madras	—	—	—	—	—	521	2,698	3,979
" Burma	—	—	—	—	—	458	600	16	1,521	258
TOTAL	—	—	—	—	—	11,754	12,534	24,848	48,315	46,868
Electric lighting accessories and fittings (including switches) (III. F)—										
United Kingdom (including Channel Islands)	—	—	—	—	—	5,23,759	3,68,130	2,65,530	3,47,786	3,13,503
Other British Possessions	—	—	—	—	—	837	754	88	..	7
TOTAL BRITISH EMPIRE	—	—	—	—	—	5,24,096	3,68,884	2,65,618	3,47,736	3,13,510
Germany	—	—	—	—	—	2,16,096	2,38,890	3,67,876	2,24,234	2,18,291
Netherlands	—	—	—	—	—	22,707	3,144	2,627	16,349	1,800
Belgium	—	—	—	—	—	861	2,720	956	3,040	5,191
France	—	—	—	—	—	47,259	35,695	8,310	22,716	5,176
Italy (including Fiume)	—	—	—	—	—	5,515	11,831	6,772	3,649	5,044
Austria	—	—	—	—	—	23,317	27,097	22,950	16,261	8,552
Hungary	—	—	—	—	—	6,943	3,696
Czechoslovakia	—	—	—	—	—	12,288	16,094	11,418	6,538	848
Japan	—	—	—	—	—	32,479	18,018	75,922	49,768	80,336
United States of America										
Via Atlantic Coast	—	—	—	—	—	60,533	65,480	6,878	23,567	14,051
" Pacific "	—	—	—	—	—	..	3,742	..	18,993	6,780
Other Foreign Countries	—	—	—	—	—	211	1,222	1,684	675	1,013
TOTAL FOREIGN COUNTRIES	—	—	—	—	—	4,21,320	4,23,483	5,05,394	3,92,028	3,45,228
Share of Bengal	—	—	—	—	—	2,30,337	48,243	43,091	43,666	52,915
" Bombay	—	—	—	—	—	3,91,630	4,39,006	4,51,377	3,30,570	2,34,899
" Sind	—	—	—	—	—	1,57,595	1,06,229	2,33,020	3,49,700	2,77,182
" Madras]	—	—	—	—	—	92,104	92,578	15,847	19,827	20,916
" Burma	—	—	—	—	—	73,706	46,311	27,677	36,691	72,327
TOTAL	—	—	—	—	—	9,45,422	7,92,367	7,71,012	7,40,364	6,58,738
Electrical instruments (other than telegraphic and tele- phonic)—										
Meters (III. F)—										
United Kingdom (including Channel Islands)	—	—	—	—	—	4,52,240	3,35,118	5,51,439	5,18,681	6,08,410
Other British Possessions	—	—	—	—	—	..	1,034	254	159	108
TOTAL BRITISH EMPIRE	—	—	—	—	—	4,52,240	3,36,152	5,51,693	5,18,840	6,08,418

GENERAL IMPORTS

(170)

No. 10—continued

ARTICLES, AND COUNTRIES OF CONSIGNMENT; ALSO SHARE OF EACH PROVINCE	QUANTITY					VALUE				
	1930-31	1931-32	1932-33	1933-34	1934-35	1930-31	1931-32	1932-33	1933-34	1934-35
Instruments, Apparatus, and Appliances, and parts thereof—continued						R	R	R	R	R
Electrical, including telegraph and telephone apparatus not being machinery—continued										
Electrical instruments (other than telegraphic and telephonic)—contd.										
Meters (III. F)—continued										
Germany	—	—	—	—	—	1,27,728	2,03,275	2,50,453	69,187	2,05,323
France	—	—	—	—	—	9,451	694	628	19,373	85,670
Switzerland	—	—	—	—	—	33,019	65,967	1,14,499	85,738	81,416
Italy (including Fiume)	—	—	—	—	—	12,972	4,023	33,442	64,366	1,19,033
Austria	—	—	—	—	—	2,649	3,197	10,912	1,947	12,345
Hungary	—	—	—	—	—	7,732	5,324	..
United States of America—										
Vid Atlantic Coast	—	—	—	—	—	30,406	32,974	7,035	10,056	9,332
" Pacific "	—	—	—	—	—	..	523
Other Foreign Countries	—	—	—	—	—	821	4,559	4,349	1,237	7,710
TOTAL FOREIGN COUNTRIES	—	—	—	—	—	2,20,116	3,15,808	4,23,950	2,57,273	5,44,742
Share of Bengal	—	—	—	—	—	1,91,063	1,12,337	2,04,393	1,32,273	2,07,323
" Bombay	—	—	—	—	—	2,31,550	2,71,073	3,63,395	2,30,447	4,21,295
" Sind	—	—	—	—	—	97,343	1,63,433	2,71,216	1,22,419	2,73,333
" Madras	—	—	—	—	—	57,641	80,399	99,047	1,53,590	1,67,473
" Burma	—	—	—	—	—	44,261	14,633	37,037	30,221	14,193
TOTAL	—	—	—	—	—	6,72,365	6,51,955	9,80,643	7,76,113	11,73,198
Others (III. F)—										
United Kingdom (including Channel Islands)	—	—	—	—	—	1,21,521	73,593	1,07,209	1,63,551	1,65,233
Other British Possessions	—	—	—	—	—	..	1,351	1,009	..	311
TOTAL BRITISH EMPIRE	—	—	—	—	—	1,21,521	74,947	1,08,218	1,63,551	1,65,544
Germany	—	—	—	—	—	1,14,393	61,109	47,413	46,240	39,331
Netherlands	—	—	—	—	—	712	1,277	5,507	524	1,313
France	—	—	—	—	—	603	1,173	24,970	27,252	439
United States of America—										
Vid Atlantic Coast	—	—	—	—	—	40,721	30,052	32,241	1,05,607	51,377
" Pacific "	—	—	—	—	—	1,303	394
Other Foreign Countries	—	—	—	—	—	5,512	7,173	3,566	6,605	7,115
TOTAL FOREIGN COUNTRIES	—	—	—	—	—	1,61,946	1,20,739	1,14,702	1,83,094	1,44,499
Share of Bengal	—	—	—	—	—	1,73,449	53,643	501	33,313	1,13,491
" Bombay	—	—	—	—	—	22,422	16,373	10,343	11,699	47,399
" Sind	—	—	—	—	—	72,403	1,21,900	2,10,513	2,01,133	1,44,221
" Madras	—	—	—	—	—	1,590	310	1,553	..	1,631
" Burma	—	—	—	—	—	3,603	3,671
TOTAL	—	—	—	—	—	2,38,467	1,93,786	2,22,920	2,51,645	3,10,911
Electro-medical apparatus (including X-ray apparatus) (III. F)—										
United Kingdom (including Channel Islands)	—	—	—	—	—	41,791	65,332	82,357	84,765	84,316
Ceylon (excluding Maldives)	—	—	—	—	—	7,567
Other British Possessions	—	—	—	—	—	37	993	..	40	..
TOTAL BRITISH EMPIRE	—	—	—	—	—	49,385	66,380	82,357	84,805	84,316

No. 10—continued

ARTICLES, AND COUNTRIES OF CONSIGNMENT; ALSO SHARE OF EACH PROVINCE	QUANTITY					VALUE				
	1930-31	1931-32	1932-33	1933-34	1934-35	1930-31	1931-32	1932-33	1933-34	1934-35
Instruments, Apparatus, and Appli- ances, and parts thereof— continued										
Electrical, including telegraph and telephone apparatus not being Machinery— continued						R	R	R	R	R
Electro-medical apparatus (including X-ray apparatus) (III. F)—continued										
Germany	—	—	—	—	—	76,428	88,101	1,01,830	1,60,434	1,94,463
Netherlands	—	—	—	—	—	24,280	10,930	483	..	1,079
France	—	—	—	—	—	20,795	14,800	18,478	756	..
Japan	—	—	—	—	—	532	5,564	96	630	..
Egypt	—	—	—	—	—	6,960	678
United States of America— Vid Atlantic Coast	—	—	—	—	—	1,34,028	84,943	1,28,670	74,862	98,688
Other Foreign Countries	—	—	—	—	—	2,564	4,722	5,465	3,034	714
TOTAL FOREIGN COUNTRIES	—	—	—	—	—	2,59,227	2,04,080	2,50,022	2,45,376	2,90,557
Share of Bengal	—	—	—	—	—	67,871	70,372	67,176	46,064	62,871
„ Bombay	—	—	—	—	—	2,00,192	1,67,743	2,27,043	2,38,482	2,35,088
„ Sind	—	—	—	—	—	18,864	21,029	31,726	37,836	39,974
„ Madras	—	—	—	—	—	6,181	4,435	16,289	5,173	33,492
„ Burma	—	—	—	—	—	16,604	6,861	667	2,638	3,478
TOTAL	—	—	—	—	—	8,08,612	2,70,440	8,32,879	8,30,181	3,74,903
Switch boards (other than telegraph and telephone) (III. F)—										
United Kingdom (including Channel Islands)	—	—	—	—	—	3,06,989	2,42,990	1,86,072	3,05,788	3,78,779
Other British Possessions	—	—	—	—	—	350	131	265	50	611
TOTAL BRITISH EMPIRE	—	—	—	—	—	3,07,339	2,43,121	1,86,337	3,05,788	3,79,390
Germany	—	—	—	—	—	12,855	21,544	5,684	3,427	36,476
Netherlands	—	—	—	—	—	870	9,427	1,037
United States of America— Vid Atlantic Coast	—	—	—	—	—	3,515	252	286
Other Foreign Countries	—	—	—	—	—	156	2,487	2,858	4,842	1,815
TOTAL FOREIGN COUNTRIES	—	—	—	—	—	16,526	24,233	9,650	17,196	39,327
Share of Bengal	—	—	—	—	—	3,10,923	2,55,205	1,72,970	3,17,350	4,16,099
„ Bombay	—	—	—	—	—	12,396	1,887	18,277	38	2,271
„ Madras	—	—	—	—	—	646	10,262	6,740	5,601	347
TOTAL	—	—	—	—	—	3,23,865	2,67,354	1,95,987	3,22,984	4,18,717
Electrical goods and apparatus not enumerated (III. F)—										
United Kingdom (including Channel Islands)	—	—	—	—	—	29,72,286	21,36,161	21,48,717	19,71,659	23,04,048
Ceylon (excluding Maldives).	—	—	—	—	—	6,428	10,497	591	1,829	629
Straits Settlements	—	—	—	—	—	1,624	3,812	1,479	2,081	7,673
Hongkong	—	—	—	—	—	18	14,574	11,730	2,030	2,784
Canada— Vid Atlantic Coast	—	—	—	—	—	34,211	213	398	7,783	41
„ Pacific „	—	—	—	—	—	12,588
Commonwealth of Australia	—	—	—	—	—	18,908	6,715	131
Other British Possessions	—	—	—	—	—	421	1,058	36	15	..
TOTAL BRITISH EMPIRE	—	—	—	—	—	80,14,982	21,06,315	21,76,854	19,92,012	23,27,791

GENERAL IMPORTS

(172)

No. 10—continued

ARTICLES, AND COUNTRIES OF CONSIGNMENT; ALSO SHARE OF EACH PROVINCE	QUANTITY					VALUE				
	1930-31	1931-32	1932-33	1933-34	1934-35	1930-31	1931-32	1932-33	1933-34	1934-35
Instruments, Apparatus, and Appliances, and parts thereof— <i>continued</i>						R	R	R	R	R
Electrical, including telegraph and telephone apparatus not being machinery— <i>continued</i>										
Electrical goods and apparatus not enumerated (III. F)— <i>continued</i>										
Sweden	—	—	—	—	—	25,892	4,366	23,210	2,309	8,076
Denmark	—	—	—	—	—	4,900	27,316	6,082	1,898	263
Germany	—	—	—	—	—	7,97,321	5,44,201	7,59,339	5,26,816	6,91,715
Netherlands	—	—	—	—	—	1,29,161	55,422	1,16,664	1,04,437	2,13,037
Belgium	—	—	—	—	—	10,302	4,667	9,910	7,616	6,657
France	—	—	—	—	—	66,583	46,523	10,952	40,813	23,220
Switzerland	—	—	—	—	—	11,633	6,761	7,556	6,614	1,439
Italy (including Fiume)	—	—	—	—	—	34,931	35,336	45,011	30,129	7,321
Austria	—	—	—	—	—	22,327	11,414	3,757	12,733	19,346
Czechoslovakia	—	—	—	—	—	43,722	15,766	5,350	5,643	3,965
China (exclusive of Hongkong and Manchou)	—	—	—	—	—	1,123	24,001	14,942	5,743	3,201
Japan	—	—	—	—	—	33,596	53,929	1,12,342	1,20,173	69,923
Egypt	—	—	—	—	—	9,311	140	136	15	..
United States of America—										
Via Atlantic Coast	—	—	—	—	—	13,30,047	9,61,423	5,46,675	5,15,910	4,51,333
" Pacific "	—	—	—	—	—	2,555	3,430	1,076	4,733	2,352
Other Foreign Countries	—	—	—	—	—	1,124	3,363	1,055	3,232	254
TOTAL FOREIGN COUNTRIES	—	—	—	—	—	25,80,553	13,24,615	19,75,207	14,78,804	16,33,742
Share of Bengal	—	—	—	—	—	31,30,331	31,69,331	32,26,710	19,13,191	22,34,637
" Bombay	—	—	—	—	—	13,09,972	9,37,339	3,59,490	9,64,310	12,32,033
" Sind	—	—	—	—	—	3,55,242	2,31,143	2,39,703	34,937	17,073
" Madras	—	—	—	—	—	6,00,633	3,31,775	6,44,423	4,25,236	3,76,961
" Burma	—	—	—	—	—	1,35,953	2,36,397	1,33,721	1,33,302	1,63,934
TOTAL	—	—	—	—	—	55,95,535	39,90,930	41,52,061	34,70,906	39,66,533
Total value of Instruments, Electrical, including telegraph and telephone apparatus, not being machinery—										
United Kingdom (including Channel Islands)	—	—	—	—	—	1,74,02,231	1,15,23,266	1,21,50,695	1,30,52,597	1,62,44,223
Ceylon (excluding Maldives)	—	—	—	—	—	19,533	12,956	8,672	3,756	2,341
Straits Settlements	—	—	—	—	—	7,347	25,024	16,693	8,373	36,913
Hongkong	—	—	—	—	—	11,601	1,43,020	1,68,600	3,02,316	4,42,471
Canada—										
Via Atlantic Coast	—	—	—	—	—	34,311	313	1,499	10,273	9,520
" Pacific "	—	—	—	—	—	21	..	12,533
Commonwealth of Australia	—	—	—	—	—	6,930	6,080	17,040	6,777	1,324
Other British Possessions	—	—	—	—	—	2,234	4,246	1,013	533	667
TOTAL BRITISH EMPIRE	—	—	—	—	—	1,74,34,69	1,17,19,795	1,23,64,296	1,33,85,330	1,67,40,447
Sweden	—	—	—	—	—	44,365	42,035	56,563	63,337	34,157
Norway	—	—	—	—	—	11,315	1,505	1,051	399	..
Denmark	—	—	—	—	—	10,010	31,023	11,403	30,133	6,667
Germany	—	—	—	—	—	42,79,750	32,30,662	34,42,313	25,21,663	31,93,301
Netherlands	—	—	—	—	—	14,37,040	13,03,663	11,01,576	11,47,977	13,00,210
Belgium	—	—	—	—	—	7,37,970	4,55,236	2,90,267	3,25,547	2,05,016
France	—	—	—	—	—	3,13,114	2,43,296	1,34,437	2,45,313	1,03,193

No. 10—continued

ARTICLES, AND COUNTRIES OF CONSIGNMENT; ALSO SHARE OF EACH PROVINCE	QUANTITY					VALUE				
	1930-31	1931-32	1932-33	1933-34	1934-35	1930-31	1931-32	1932-33	1933-34	1934-35
Instruments, Apparatus, and Appliances, and parts thereof— <i>continued</i>										
<i>Electrical, including telegraph and telephone apparatus, not being machinery—concluded</i>						R	Rs	Rs	Rs	Rs
<i>Total value of Instruments, Electrical, including telegraph and telephone apparatus, not being machinery—continued</i>										
Switzerland	—	—	—	—	—	70,488	1,01,166	1,28,971	98,899	84,880
Italy (including Fiume)	—	—	—	—	—	8,61,717	5,23,898	6,16,702	6,27,140	7,61,021
Austria	—	—	—	—	—	3,76,111	2,92,441	2,73,782	2,25,442	2,04,323
Hungary	—	—	—	—	—	28,709	85,880	26,009	15,050	56,318
Czechoslovakia	—	—	—	—	—	2,56,117	3,22,747	3,15,548	3,12,892	3,35,549
China (exclusive of Hongkong and Macao)	—	—	—	—	—	12,736	3,73,913	3,09,965	1,68,940	2,95,194
Japan	—	—	—	—	—	7,07,768	5,23,767	16,80,550	15,17,643	16,75,064
Egypt	—	—	—	—	—	10,478	760	683	6,204	1,350
United States of America—										
<i>Via Atlantic Coast</i>	—	—	—	—	—	48,70,627	30,10,978	26,57,069	28,62,510	30,45,228
" Pacific "	—	—	—	—	—	2,848	9,966	2,744	30,457	14,248
Other Foreign Countries	—	—	—	—	—	4,200	5,789	6,262	6,450	2,688
TOTAL FOREIGN COUNTRIES	—	—	—	—	—	1,35,75,818	1,05,77,927	1,10,56,148	96,96,031	1,13,79,202
<i>Share of Bengal</i>	—	—	—	—	—	1,35,28,291	91,01,160	91,94,880	83,77,368	1,09,43,434
" Bombay	—	—	—	—	—	99,13,921	73,49,350	71,69,240	82,14,411	96,36,009
" Sind	—	—	—	—	—	28,87,698	21,13,449	29,81,763	28,12,120	30,04,188
" Madras	—	—	—	—	—	25,61,415	21,33,195	26,03,939	26,35,355	32,01,903
" Burma	—	—	—	—	—	21,54,210	16,09,068	12,10,572	11,43,207	12,76,117
TOTAL	—	—	—	—	—	3,10,00,585	2,22,97,722	2,34,20,444	2,30,81,361	2,81,19,649
<i>Musical—</i>										
Organs and Harmoniums complete (III. D)—	No.	No.	No.	No.	No.					
TOTAL BRITISH EMPIRE	36	61	37	40	23	5,742	6,320	5,911	3,764	2,763
United States of America—										
<i>Via Atlantic Coast</i>	81	12	6	16	20	7,555	7,694	3,296	2,991	3,911
Other Foreign Countries	66	51	683	39	26	6,850	6,646	3,631	2,235	6,022
TOTAL FOREIGN COUNTRIES	97	63	691	55	46	14,405	14,340	6,927	5,226	10,533
<i>Share of Bengal</i>	33	57	29	22	6	4,239	5,408	4,198	1,253	3,563
" Bombay	63	36	394	54	40	3,908	4,735	4,504	3,326	6,444
" Sind	3	2	2	2	4	135	1,902	394	149	1,243
" Madras	21	20	298	11	17	4,161	4,792	2,087	1,898	2,110
" Burma	16	9	14	16	7	2,704	3,323	1,658	1,864	936
TOTAL	135	124	728	95	74	20,147	20,660	12,838	8,909	13,296
Pianos and Piano players, complete (III. D)—	No.	No.	No.	No.	No.					
United Kingdom (including Channel Islands)	49	32	27	34	46	30,366	14,177	18,554	18,080	26,288
Straits Settlements	27	10	7	2	1	9,566	7,895	2,118	670	250
Other British Possessions	4	7	1	3	3	2,317	1,894	352	1,128	1,040
TOTAL BRITISH EMPIRE	80	58	35	39	50	42,239	23,966	21,024	19,878	27,578

ARTICLES AND COUNTRIES OF CONSIGNMENT; ALSO SHARE OF EACH PROVINCE	QUANTITY					VALUE				
	1930-31	1931-32	1932-33	1933-34	1934-35	1930-31	1931-32	1932-33	1933-34	1934-35
Instruments, Apparatus, and Appliances, and parts thereof—continued										
Musical—continued										
Pianos and Piano players, complete (III. D)— <i>contd.</i>	No.	No.	No.	No.	No.	R	R	R	R	R
Germany	70	32	17	8	14	05,874	23,598	14,111	8,137	14,33
France	1	1	1	706	7,096	370
China (<i>exclusive of Hongkong and Macao</i>)	31	13	4	4	3	12,066	5,143	1,539	1,276	9
United States of America—										
<i>Via Atlantic Coast</i>	9	12	4	3	2	3,666	5,646	1,870	1,833	41
<i>" Pacific "</i>	1	452	..
Other Foreign Countries	12	4	9	3	242	7,991	1,450	2,031	900	55
TOTAL FOREIGN COUNTRIES	123	62	35	24	261	90,308	48,628	19,921	12,648	16,71
<i>Share of Bengal</i>	63	35	13	11	253	36,810	17,930	7,715	4,233	6,11
<i>" Bombay</i>	66	42	29	26	40	45,559	30,209	15,731	16,035	30,43
<i>" Sind</i>	19	3	3	9	3	10,460	3,313	632	4,743	12,22
<i>" Madras</i>	19	13	9	8	12	13,707	6,237	5,842	2,554	3,79
<i>" Burma</i>	36	32	17	2	3	26,205	18,100	11,225	4,355	1,94
TOTAL	203	120	70	63	311	1,32,542	72,794	40,945	32,526	54,200
Talking machines and accessories—										
Talking machines (III. D)—										
United Kingdom (<i>including Channel Islands</i>)	10,092	9,513	10,069	16,668	12,751	4,11,862	3,24,584	3,87,016	4,94,685	3,88,93
Other British Possessions	252	116	121	149	130	9,015	5,221	4,451	6,122	3,99
TOTAL BRITISH EMPIRE	10,344	9,729	11,090	16,817	12,887	4,20,877	3,29,805	3,91,467	5,00,807	3,92,93
Germany	1,601	1,162	1,033	493	795	46,852	37,000	31,023	10,462	7,411
Switzerland	229	185	618	254	314	3,290	3,110	10,198	3,377	5,33
Japan	39	66	1,496	53,739	23,431	374	2,360	14,767	4,23,786	2,51,66
United States of America—										
<i>Via Atlantic Coast</i>	317	143	131	56	123	25,547	30,724	31,402	7,013	22,563
<i>" Pacific "</i>	8	23	11	2	1	409	3,016	395	30	11
Other Foreign Countries	167	173	114	129	66	6,507	10,204	4,123	5,253	2,371
TOTAL FOREIGN COUNTRIES	2,361	1,757	2,403	54,673	29,730	81,479	80,614	92,413	4,49,976	2,90,001
<i>Share of Bengal</i>	3,271	4,031	4,061	39,302	34,001	1,08,235	1,10,733	1,12,074	3,96,301	3,53,02
<i>" Bombay</i>	3,339	3,393	4,169	26,066	7,663	1,46,579	1,18,323	1,43,745	3,07,761	1,53,36
<i>" Sind</i>	975	943	1,560	5,413	4,445	36,036	37,025	46,341	93,941	60,73
<i>" Madras</i>	3,331	3,533	3,561	5,779	3,123	1,13,303	1,05,534	1,31,713	93,670	66,03
<i>" Burma</i>	3,799	1,526	1,147	6,445	3,434	93,099	54,329	55,102	53,530	44,63
TOTAL	12,705	11,486	14,498	71,490	42,617	5,02,356	4,16,219	4,83,380	9,50,783	6,82,941
Records (III. D)—										
United Kingdom (<i>including Channel Islands</i>)	439,929	359,349	204,709	92,217	203,303	5,63,194	3,38,636	1,72,994	1,05,068	1,53,521
Ceylon (<i>excluding Maldives</i>)	3,610	1,932	393	223	241	3,627	3,956	347	303	434
Straits Settlements	6,161	6,734	5,637	1,633	1,243	13,330	13,440	12,214	2,374	1,231
Federated Malay States	3,055	3,375	776	7,299	7,332	1,505
Hongkong	3,375	954	4	795	1,750	5,747	1,210	5	310	1,739
Other British Possessions	1,349	631	133	1,236	3,469	2,431	439	137	731	1,213
TOTAL BRITISH EMPIRE	457,979	373,025	211,611	96,109	210,516	6,01,128	3,65,563	1,87,702	1,09,641	1,63,138

No. 10—continued

ARTICLES, AND COUNTRIES OF CONSIGNMENT; ALSO SHARE OF EACH PROVINCE	QUANTITY					VALUE				
	1930-31	1931-32	1932-33	1933-34	1934-35	1930-31	1931-32	1932-33	1933-34	1934-35
Instruments, Apparatus, and Appli- cances, and parts thereof— <i>continued</i>										
<i>Musical—continued</i>						R	R	R	R	R
Talking machines and acces- sories— <i>continued</i>	No.	No.	No.	No.	No.					
Records (III. D)— <i>contd.</i>										
Germany	69,590	65,240	81,487	16,418	6,249	62,980	56,008	25,252	13,747	5,668
France	167	4,277	114	214	52	501	10,525	191	810	75
China (<i>exclusive of Hongkong and Macão</i>)	2,438	888	1,241	1,380	7,425	8,375	1,082	1,473	1,361	7,721
United States of America— Via Atlantic Coast	27,124	9,541	1,767	9,940	9,641	89,845	12,201	1,005	4,333	9,942
„ Pacific „	685	2,663	194	70	11	743	2,044	154	20	5
Other Foreign Countries	3,724	3,659	1,508	4,203	1,962	6,106	2,829	1,281	3,169	1,416
TOTAL FOREIGN COUNTRIES	103,728	86,218	86,306	82,225	25,840	1,18,500	85,849	30,047	22,040	21,712
<i>Share of Bengal</i>	303,663	72,790	35,680	34,367	44,698	4,19,317	98,189	46,831	38,882	46,867
„ <i>Bombay</i>	197,574	89,800	53,024	57,010	92,329	1,68,729	1,00,629	44,673	67,026	69,049
„ <i>Sind</i>	8,111	1,994	1,428	1,718	6,816	10,935	2,843	1,800	1,967	6,899
„ <i>Madras</i>	45,550	214,160	108,212	16,103	69,960	36,232	1,70,932	78,744	18,142	40,088
„ <i>Burma</i>	76,809	80,499	49,673	19,136	22,055	79,415	78,619	45,701	18,764	21,908
TOTAL	561,707	459,243	247,917	128,334	2,85,856	7,14,628	4,51,212	2,17,749	1,32,781	1,24,905
Accessories (III. D)—										
United Kingdom (<i>including Channel Islands</i>)	—	—	—	—	—	2,60,538	3,70,977	5,42,524	7,33,070	7,61,668
Commonwealth of Australia	—	—	—	—	—	5,489	..
Other British Possessions	—	—	—	—	—	1,756	2,042	402	215	830
TOTAL BRITISH EMPIRE	—	—	—	—	—	2,62,289	3,73,019	5,42,926	7,38,774	7,62,498
Sweden	—	—	—	—	—	827	..	2,238	7,807	8,145
Germany	—	—	—	—	—	1,18,242	1,32,596	1,76,081	1,32,278	1,17,869
Netherlands	—	—	—	—	—	6,855	824	55	4,430	..
France	—	—	—	—	—	6,421	8,986	3,890	3,104	1,853
Switzerland	—	—	—	—	—	1,05,722	1,38,860	1,77,206	1,99,500	1,96,748
Italy (<i>including Finme</i>)	—	—	—	—	—	10,316	19,021	16,913	14,844	4,894
Japan	—	—	—	—	—	12,592	1,19,955	1,86,664
United States of America— Via Atlantic Coast	—	—	—	—	—	2,498	17,407	6,735	2,007	9,377
„ Pacific „	—	—	—	—	—	490	177	2	..	23
Other Foreign Countries	—	—	—	—	—	2,188	6,078	4,079	974	1,552
TOTAL FOREIGN COUNTRIES	—	—	—	—	—	2,58,565	3,28,949	8,99,291	4,85,799	5,24,135
<i>Share of Bengal</i>	—	—	—	—	—	2,49,553	4,10,594	5,82,726	6,79,997	6,34,027
„ <i>Bombay</i>	—	—	—	—	—	1,91,823	2,00,289	2,17,555	3,41,912	4,01,203
„ <i>Sind</i>	—	—	—	—	—	29,419	30,547	60,352	1,20,163	1,50,408
„ <i>Madras</i>	—	—	—	—	—	12,399	21,054	49,015	31,206	42,932
„ <i>Burma</i>	—	—	—	—	—	22,040	35,104	32,569	51,295	58,058
TOTAL	—	—	—	—	—	5,05,854	6,97,568	9,42,217	12,24,573	12,86,628
Total value of talking machines and accessories—										
United Kingdom (<i>including Channel Islands</i>)	—	—	—	—	—	12,25,589	10,84,247	11,02,594	13,32,823	13,09,123
Ceylon (<i>excluding Maldives</i>)	—	—	—	—	—	11,424	6,543	2,704	1,129	1,119
Straits Settlements	—	—	—	—	—	17,003	16,348	18,421	5,017	4,088
Federated Malay States	—	—	—	—	—	7,299	7,832	1,545
Hongkong	—	—	—	—	—	9,037	2,916	847	977	2,454
Commonwealth of Australia	—	—	—	—	—	1,328	198	203	6,130	96
Other British Possessions	—	—	—	—	—	1,959	1,909	1,341	3,346	1,778
TOTAL BRITISH EMPIRE	—	—	—	—	—	12,74,294	10,68,987	11,22,095	18,40,422	18,18,607

ARTICLES, AND COUNTRIES OF CONSIGNMENT; ALSO SHARE OF EACH PROVINCE	QUANTITY					VALUE				
	1930-31	1931-32	1932-33	1933-34	1934-35	1930-31	1931-32	1932-33	1933-34	1934-35
Instruments, Apparatus and Appliances, and parts thereof—continued										
Musical—continued										
Talking machines and accessories—concluded										
Total value of talking machines and accessories—continued										
Sweden	—	—	—	—	—	837	853	2,393	8,030	8,411
Germany	—	—	—	—	—	2,229,024	2,26,684	2,82,356	1,56,487	1,30,811
Netherlands	—	—	—	—	—	6,985	2,777	100	4,442	1
France	—	—	—	—	—	8,958	22,483	5,180	4,188	2,1
Switzerland	—	—	—	—	—	1,09,018	1,42,000	1,87,404	2,02,877	2,02,5
Italy (including Fiume)	—	—	—	—	—	11,180	20,064	17,263	15,487	5,4
China (exclusive of Hong-kong and Macao)	—	—	—	—	—	3,8
Japan	—	—	—	—	—	1,517	3,153	28,356	5,45,987	4,39,4
United States of America—										
Via Atlantic Coast	—	—	—	—	—	63,890	60,332	80,332	14,258	35,21
" Pacific "	—	—	—	—	—	1,642	6,137	1,051	100	4
Other Foreign Countries	—	—	—	—	—	14,493	12,049	7,310	6,859	2,66
TOTAL FOREIGN COUNTRIES	—	—	—	—	—	4,48,544	4,08,012	5,21,751	9,58,718	8,35,96
Share of Bengal	—	—	—	—	—	7,77,169	6,19,521	7,41,631	11,16,686	10,34,01
" Bombay	—	—	—	—	—	5,07,131	4,19,541	4,10,973	7,08,799	6,28,61
" Sind	—	—	—	—	—	78,479	89,435	1,08,392	2,21,071	2,14,05
" Madras	—	—	—	—	—	1,62,524	2,27,620	2,49,477	1,41,018	1,49,14
" Burma	—	—	—	—	—	1,99,554	1,67,922	1,33,372	1,32,639	1,34,61
TOTAL	—	—	—	—	—	17,22,888	15,64,999	16,43,946	23,08,137	21,54,4
Other sorts, including parts of musical instruments (III. D)—										
United Kingdom (including Channel Islands)	—	—	—	—	—	2,48,634	1,93,293	2,40,130	1,05,322	1,74,6
Ceylon (excluding Maldives)	—	—	—	—	—	3,735	5,011	14,087	4,450	5,51
Straits Settlements	—	—	—	—	—	2,007	5,403	3,400	1,217	51
Hongkong	—	—	—	—	—	2,992	1,082	310	212	15,7
Other British Possessions	—	—	—	—	—	172	124	2,780	31	75
TOTAL BRITISH EMPIRE	—	—	—	—	—	2,55,640	2,04,913	2,60,707	2,01,262	1,97,28
Germany	—	—	—	—	—	2,43,954	2,75,486	2,70,238	2,16,465	2,03,77
Netherlands	—	—	—	—	—	1,017	2,647	663	6,168	4,31
France	—	—	—	—	—	45,098	22,008	11,302	15,956	19,11
Switzerland	—	—	—	—	—	2,320	10,872	10,579	13,578	23,61
Italy (including Fiume)	—	—	—	—	—	7,063	9,940	21,618	23,174	6,91
Czechoslovakia	—	—	—	—	—	14,710	9,442	10,406	2,451	6,14
China (exclusive of Hong-kong and Macao)	—	—	—	—	—	5,983	483	526	404	14,58
Japan	—	—	—	—	—	7,076	5,712	54,967	1,55,605	1,38,21
Egypt	—	—	—	—	—	1,312	15	3,250	7,485	4,74
United States of America—										
Via Atlantic Coast	—	—	—	—	—	92,309	47,232	11,424	8,997	10,33
" Pacific "	—	—	—	—	—	654	..	2,182	158	3,49
Other Foreign Countries	—	—	—	—	—	2,671	1,425	610	2,258	2,15
TOTAL FOREIGN COUNTRIES	—	—	—	—	—	4,24,362	3,65,262	3,97,075	4,54,620	4,37,54
Share of Bengal	—	—	—	—	—	2,20,283	2,28,114	1,79,143	2,57,845	1,94,38
" Bombay	—	—	—	—	—	2,20,003	1,94,568	1,84,343	2,10,003	2,49,23
" Sind	—	—	—	—	—	82,293	1,28,237	1,99,627	98,722	1,19,22
" Madras	—	—	—	—	—	26,380	32,322	55,843	57,513	33,98
" Burma	—	—	—	—	—	73,343	26,927	39,183	31,305	38,08
TOTAL	—	—	—	—	—	6,82,002	5,90,175	6,58,332	6,55,801	6,34,34

No. 10—continued

ARTICLES, AND COUNTRIES OF CONSIGNMENT; ALSO SHARE OF EACH PROVINCE	QUANTITY					VALUE				
	1930-31	1931-32	1932-33	1933-34	1934-35	1930-31	1931-32	1932-33	1933-34	1934-35
Instruments, Apparatus and Appli- ances, and parts thereof— continued Musical—continued						R	R	R	R	R
<i>Total value of Musical instruments—</i>										
United Kingdom (including Channel Islands)	—	—	—	—	—	15,09,269	12,44,155	13,64,970	15,48,328	15,21,809
Ceylon (excluding Maldives)	—	—	—	—	—	15,952	13,520	16,817	5,971	7,073
Straits Settlements	—	—	—	—	—	30,949	29,630	19,894	7,880	5,186
Federated Malay States	—	—	—	—	—	7,299	7,852	1,666
Hongkong	—	—	—	—	—	12,029	5,936	1,386	1,219	18,184
Commonwealth of Australia	—	—	—	—	—	1,939	218	272	7,388	315
Other British Possessions	—	—	—	—	—	3,378	2,866	4,732	3,581	3,001
TOTAL BRITISH EMPIRE	—	—	—	—	—	15,80,815	13,04,186	14,09,737	15,74,826	15,56,228
Sweden	—	—	—	—	—	1,921	448	2,848	8,956	9,598
Germany	—	—	—	—	—	5,39,326	5,30,914	5,16,705	3,81,079	3,51,272
Netherlands	—	—	—	—	—	8,002	5,424	763	12,610	4,446
France	—	—	—	—	—	55,857	64,645	17,592	20,264	24,507
Switzerland	—	—	—	—	—	1,11,838	1,52,872	1,97,983	2,16,455	2,26,245
Italy (including Fiume)	—	—	—	—	—	22,747	31,458	39,339	33,661	12,613
Czechoslovakia	—	—	—	—	—	14,710	9,775	10,907	2,451	7,462
China (exclusive of Hong- kong and Macao)	—	—	—	—	—	23,638	19,077	5,214	5,770	24,947
Japan	—	—	—	—	—	10,595	10,999	86,229	7,02,777	5,76,561
Egypt	—	—	—	—	—	1,389	15	3,390	8,855	4,772
United States of America—										
Via Atlantic Coast	—	—	—	—	—	1,69,420	1,20,904	56,433	28,129	60,486
" Pacific "	—	—	—	—	—	2,296	6,137	3,233	710	3,541
Other Foreign Countries	—	—	—	—	—	16,465	10,774	5,638	4,501	2,229
TOTAL FOREIGN COUNTRIES	—	—	—	—	—	9,77,614	9,44,442	9,46,274	14,31,218	13,00,678
Share of Bengal	—	—	—	—	—	10,47,291	8,70,973	9,32,684	13,79,061	12,37,023
" Bombay	—	—	—	—	—	8,32,202	6,19,050	6,16,050	9,37,843	9,13,818
" Sind	—	—	—	—	—	1,79,358	2,03,922	3,09,046	3,84,699	3,51,516
" Madras	—	—	—	—	—	2,07,272	3,40,331	3,12,348	2,92,983	1,58,973
" Burma	—	—	—	—	—	3,02,307	2,12,802	1,85,383	1,60,967	1,65,571
TOTAL	—	—	—	—	—	25,58,429	22,48,628	23,56,011	30,05,544	28,56,906
<i>Optical (III. D)—</i>										
United Kingdom (including Channel Islands)	—	—	—	—	—	97,003	84,403	53,485	77,515	69,787
Other British Possessions	—	—	—	—	—	1,206	2,363	633	1,113	268
TOTAL BRITISH EMPIRE	—	—	—	—	—	98,214	86,766	54,118	78,628	70,055
Germany	—	—	—	—	—	2,40,498	1,74,235	1,15,169	2,06,671	1,62,382
Belgium	—	—	—	—	—	7,642	3,607	2,189	916	..
France	—	—	—	—	—	58,526	61,803	30,745	11,876	6,902
Italy (including Fiume)	—	—	—	—	—	692	33	636	4,337	12,760
Austria	—	—	—	—	—	57	2,851	1,320	3,625	5,303
Japan	—	—	—	—	—	1,89,508	2,55,563	4,41,813	5,22,254	5,55,464
United States of America—										
Via Atlantic Coast	—	—	—	—	—	44,822	10,696	19,532	9,120	21,940
" Pacific "	—	—	—	—	—	32	192	59
Other Foreign Countries	—	—	—	—	—	2,593	1,452	602	1,994	207
TOTAL FOREIGN COUNTRIES	—	—	—	—	—	6,50,361	6,10,437	6,19,501	7,66,797	7,95,233

ARTICLES, AND COUNTRIES OF CONSIGNMENT; ALSO SHARE OF EACH PROVINCE	QUANTITY					VALUE				
	1930-31	1931-32	1932-33	1933-34	1934-35	1930-31	1931-32	1932-33	1933-34	1934-35
Instruments, Apparatus and Appliances, and parts thereof—continued										
<i>Optical (III. D)—continued</i>										
Share of Bengal	—	—	—	—	—	2,36,697	2,21,501	2,27,001	4,21,332	3,29,111
“ Bombay	—	—	—	—	—	2,53,571	2,77,036	2,55,591	2,16,603	2,74,111
“ Sind	—	—	—	—	—	68,678	68,456	84,472	56,345	64,111
“ Madras	—	—	—	—	—	23,975	17,526	28,494	34,174	74,111
“ Burma	—	—	—	—	—	26,454	12,634	19,171	10,921	31,111
TOTAL	—	—	—	—	—	6,49,175	5,97,208	6,72,729	8,39,425	6,25,111
Photographic—										
CINEMATOGRAPH FILMS*—										
Raw films, i.e., blank films on which no picture has been impressed (III. D)—	Length in feet.	Length in feet.	Length in feet.	Length in feet.	Length in feet.					
United Kingdom (including Channel Islands)	4,885,596	3,150,600	5,618,792	7,785,016	19,648,136	2,03,549	1,28,645	1,99,400	3,08,487	7,00,111
Other British Possessions	10,400	4,073	12,640	1,278	800	701	246	564	240	1,111
TOTAL BRITISH EMPIRE	4,895,996	3,154,673	5,631,432	7,786,294	19,648,936	2,04,250	1,28,891	1,99,964	3,08,727	7,00,111
Germany	12,433,181	8,416,635	11,933,492	16,895,271	27,687,738	6,16,941	3,56,856	5,96,060	7,58,364	10,04,111
Belgium	6,808,310	5,079,924	4,806,384	5,799,270	5,510,866	1,86,517	1,51,838	1,45,502	2,01,359	1,93,111
France	85,424	166,530	9,000	45,000	9,000	2,578	7,161	232	1,297	2,111
Italy (including Fiume)	1,152,830	472,984	1,897,968	501,200	822,770	33,924	10,539	41,902	10,113	10,111
United States of America— Via Atlantic Coast	3,933,470	5,055,257	1,901,611	5,863,411	6,672,323	1,63,457	2,41,332	1,02,587	2,36,880	2,38,111
“ Pacific “	6,001	1,875	..
Other Foreign Countries	90	..	20,754	49,703	..	5	..	1,599	..
TOTAL FOREIGN COUNTRIES	23,412,215	19,191,470	19,948,455	29,130,907	40,452,395	9,03,415	7,07,731	8,86,268	12,10,978	14,48,111
Share of Bengal	2,325,624	3,703,463	3,537,547	6,034,856	9,203,036	1,10,311	1,76,162	1,50,588	2,41,241	3,29,111
“ Bombay	22,956,998	16,227,322	21,576,215	30,471,348	50,634,539	3,37,343	6,39,247	9,08,273	12,49,365	18,01,111
“ Sind	86,105	25,700	7,036	174,469	56,239	5,799	3,105	2,140	13,463	7,111
“ Madras	1,734,302	2,024,912	57,320	60,018	62,475	77,131	71,909	4,962	3,099	4,111
“ Burma	1,195,887	353,140	401,789	179,010	144,311	76,881	16,299	20,234	7,533	6,111
TOTAL	23,399,211	22,346,043	25,579,837	36,917,201	60,101,181	11,07,605	8,06,722	10,86,247	15,19,755	21,49,111
Exposed (III. D)—	Length in feet.	Length in feet.	Length in feet.	Length in feet.	Length in feet.					
United Kingdom (including Channel Islands)	1,388,592	895,656	1,811,100	2,407,526	1,850,514	2,31,079	1,76,902	3,27,905	6,07,201	5,82,111
Ceylon (excluding Maldives).	314,928	1,371,555	2,487,802	1,674,258	1,770,178	70,824	1,10,796	2,12,094	1,92,237	1,71,111
Straits Settlements	912,529	340,794	566,539	262,672	108,267	79,109	27,137	58,183	60,868	21,111
Zanzibar and Pemba	24,372	300	6,855	50
Kenya Colony	123,260	108,839	61,842	83,817	..	9,746	2,658	6,823	1,111
Mauritius and Dependencies	27,630	244,180	4,309	24,111
Commonwealth of Australia	57,995	17,903	13,334	..	14,042	14,445	4,303	3,733	..	4,111
Other British Possessions	7,705	9,269	14,564	27,961	102,204	1,407	2,518	4,075	3,689	21,111
TOTAL BRITISH EMPIRE	2,703,211	2,603,737	4,502,218	4,461,934	4,173,202	4,58,809	3,41,452	6,08,763	8,75,127	8,44,111
Germany	442,729	1,105,115	165,814	120,680	100,205	82,660	1,62,305	41,607	81,560	54,111
France	339,989	717,325	97,000	114,934	16,232	38,122	70,441	19,499	23,066	1,111
Italy (including Fiume)	84,644	21,103	64,579	74,644	49,585	22,297	6,103	13,737	21,427	11,111
Japan	4,500	15,033	15,479	53,666	51,845	1,406	3,274	1,950	14,298	11,111
United States of America— Via Atlantic Coast	6,565,935	4,264,171	4,898,763	5,472,591	3,037,369	13,55,134	10,90,014	11,73,372	16,65,001	13,81,111
“ Pacific “	3,620	155,850	185,884	455,370	621,655	139	23,565	40,457	1,23,495	2,21,111
Other Foreign Countries	35,061	37,468	71,236	72,547	82,088	6,928	7,346	10,716	15,393	11,111
TOTAL FOREIGN COUNTRIES	7,476,488	6,316,125	4,993,805	6,364,432	4,863,529	15,00,630	13,86,548	13,01,238	19,04,385	16,41,111

* Inclusive of import by postal packets referred to Collectors of Customs for assessment.

No. 10—continued

ARTICLES, AND COUNTRIES OF CONSIGNMENT; ALSO NATURE OF EACH PROVINCE	QUANTITY					VALUE				
	1930-31	1931-32	1932-33	1933-34	1934-35	1930-31	1931-32	1932-33	1933-34	1934-35
Photographic—continued										
PHOTOGRAPHIC FILMS—continued.										
Exposed (III. D)—continued.										
Share of Bengal	2,926,759	2,701,755	2,888,123	3,970,478	2,823,304	9,37,675	8,28,598	9,39,560	13,28,838	9,92,974
" Bombay	4,575,374	4,170,540	3,180,690	4,524,666	4,163,441	6,08,179	6,31,948	6,85,425	11,63,775	13,04,172
" Sind	514,292	338,238	218,000	523,080	2,49,959	61,747	28,101	28,587	97,477	37,339
" Madras	1,170,908	1,477,074	2,789,655	1,611,672	1,700,710	2,07,465	1,31,023	2,17,122	1,56,704	1,47,280
" Burma	992,366	392,360	429,550	191,470	89,317	95,429	30,022	39,367	32,668	7,063
TOTAL	10,179,699	8,979,862	9,501,023	10,826,366	9,026,731	19,80,495	17,10,000	19,10,051	27,70,402	24,88,818
Other Cinematograph films*										
United Kingdom (including Channel Islands)	6,271,188	4,046,156	6,029,892	10,192,542	21,498,650	4,34,628	3,05,847	5,27,365	9,15,638	12,82,685
Ceylon (excluding Maldives)	321,328	1,271,028	2,487,802	1,674,271	1,770,178	71,080	1,10,817	2,12,094	1,92,242	1,79,371
Straits Settlements	916,529	840,794	566,589	262,672	108,867	79,554	87,137	58,188	60,868	21,375
Zanzibar and Pemba	24,372	800	6,855	50
Kenya Colony	128,200	121,479	62,942	83,817	..	9,746	3,222	7,123	6,661
Mauritius and Dependencies	27,680	244,180	4,809	86,162
Commonwealth of Australia	57,995	17,903	13,334	..	14,042	14,445	4,303	3,789	..	4,886
Other British Possessions	7,795	13,299	14,554	28,121	102,204	1,497	2,843	4,069	3,724	10,253
TOTAL BRITISH EMPIRE	7,599,207	5,818,310	10,123,650	12,248,228	23,821,938	6,58,059	4,70,443	8,08,727	11,83,904	15,41,048
Germany	12,375,910	9,521,800	12,099,306	17,015,951	27,787,938	5,99,001	5,19,661	6,37,667	7,89,924	10,59,310
Belgium	5,810,560	5,087,844	4,208,384	5,799,593	5,512,062	1,87,186	1,52,188	1,45,508	2,01,418	1,93,471
France	425,413	883,855	108,000	159,934	25,232	40,698	77,602	19,781	29,368	3,322
Italy (including Flume)	1,237,444	494,147	1,963,547	575,844	586,305	56,221	16,642	55,689	81,540	21,546
Japan	4,500	15,038	15,479	53,666	52,445	1,406	3,274	1,959	14,298	11,804
Portuguese East Africa	26,450	23,565	2,400	8,742	..
United States of America—										
Atlantic Coast	10,499,405	9,319,428	6,300,374	11,336,002	10,609,692	15,13,591	13,31,346	12,75,859	19,01,471	15,70,665
" Pacific "	3,630	155,850	185,884	461,371	621,655	189	23,565	40,457	1,30,370	2,23,166
Other Foreign Countries	32,841	29,638	44,836	69,423	130,595	6,260	7,001	8,266	8,197	13,823
TOTAL FOREIGN COUNTRIES	30,839,703	25,507,595	24,947,360	35,495,339	45,305,924	24,10,101	21,36,279	21,87,571	31,15,313	30,97,010
Share of Bengal	5,262,333	6,405,218	6,423,675	10,005,334	12,036,340	10,93,486	10,05,060	10,99,148	15,70,079	13,22,927
" Bombay	27,532,367	20,398,398	24,758,905	34,996,514	54,797,951	14,46,422	13,31,193	15,93,693	24,13,140	31,06,177
" Sind	600,397	274,933	220,028	702,549	306,248	67,546	31,206	39,797	1,16,839	44,963
" Madras	2,905,710	3,501,936	2,846,975	1,671,690	1,763,185	2,34,596	2,02,932	2,22,024	1,59,303	1,50,324
" Burma	2,123,053	745,400	831,319	367,480	234,128	1,72,110	46,331	59,641	40,656	13,367
TOTAL	38,488,010	31,325,906	35,080,910	47,743,567	69,127,662	30,68,160	26,06,722	29,96,398	42,99,217	46,38,058
Photographic, other than Cinematograph films (III. D)—										
United Kingdom (including Channel Islands)	11,71,620	12,29,186	18,42,367	12,32,865	13,42,288
Ceylon (excluding Maldives)	12,048	5,015	190	4,598	276
Straits Settlements	43,888	46,576	40,229	39,592	18,092
Commonwealth of Australia	800	11,699	803	5,564	..
Other British Possessions	885	2,071	279	4,327	3,071
TOTAL BRITISH EMPIRE	12,33,741	12,94,496	19,83,368	12,86,976	13,63,722

* Inclusive of imports by postal packets referred to Collectors of Customs for assessment.

ARTICLES, AND COUNTRIES OF CONSIGNMENT; ALSO SHARE OF EACH PROVINCE	QUANTITY					VALUE				
	1930-31	1931-32	1932-33	1933-34	1934-35	1930-31	1931-32	1932-33	1933-34	1934-35
Instruments, Apparatus and Appliances, and parts thereof— <i>continued</i>										
<i>Photographic—concluded</i>										
Photographs other than Cinematograph films (III. D)— <i>continued</i>										
Germany	—	—	—	—	—	6,68,027	6,94,271	7,85,448	7,45,841	8,32,111
Netherlands	—	—	—	—	—	6,878	8,777	8,760	11,141	4,111
Belgium	—	—	—	—	—	87,256	44,591	80,566	68,774	57,111
France	—	—	—	—	—	1,04,237	78,072	40,087	37,517	34,111
Italy (including Fiume)	—	—	—	—	—	3,688	1,070	1,000	886	24,111
Japan	—	—	—	—	—	18,641	9,752	14,923	19,154	48,111
Egypt	—	—	—	—	—	70	110	25	10	11,111
United States of America— Vid Atlantic Coast	—	—	—	—	—	9,18,788	10,11,064	7,90,161	6,58,818	7,68,111
" Pacific "	—	—	—	—	—	1,876	12,674	7,230	23,137	44,111
Other Foreign Countries	—	—	—	—	—	4,790	7,775	7,480	2,907	11,111
TOTAL FOREIGN COUNTRIES	—	—	—	—	—	18,48,746	18,64,056	16,85,690	15,08,185	18,70,111
<i>Share of Bengal</i>	—	—	—	—	—	8,85,953	9,43,371	7,72,246	6,61,397	7,13,111
" Bombay	—	—	—	—	—	16,15,266	15,78,430	16,58,946	15,08,221	18,44,111
" Sind	—	—	—	—	—	1,68,729	2,61,579	3,02,419	2,82,015	3,02,111
" Madras	—	—	—	—	—	1,70,115	1,85,452	1,86,996	1,97,316	2,32,111
" Burma	—	—	—	—	—	2,42,488	1,84,220	1,48,443	1,40,212	1,30,111
TOTAL	—	—	—	—	—	30,82,487	31,58,558	30,69,018	28,55,161	32,31,111
<i>Total value of Photographic Instruments—</i>										
United Kingdom (including Channel Islands)	—	—	—	—	—	16,56,248	15,34,082	18,69,782	21,48,503	26,21,111
Ceylon (excluding Maldives)	—	—	—	—	—	83,128	1,15,832	2,12,284	1,98,840	1,71,111
Straits Settlements	—	—	—	—	—	1,28,442	88,718	98,417	1,00,460	81,111
Zanzibar and Pemba	—	—	—	—	—	6,855	50	—	—	—
Kenya Colony	—	—	—	—	—	485	9,871	3,497	10,800	—
Mauritius and Dependencies	—	—	—	—	—	—	—	—	4,809	—
Commonwealth of Australia	—	—	—	—	—	14,745	16,002	4,092	5,594	—
Other British Possessions	—	—	—	—	—	1,897	4,789	4,073	4,374	—
TOTAL BRITISH EMPIRE	—	—	—	—	—	18,91,800	17,64,930	21,02,095	24,70,680	29,02,111
Germany	—	—	—	—	—	12,08,228	12,18,982	18,78,115	16,35,765	16,81,111
Netherlands	—	—	—	—	—	6,878	5,161	10,287	12,701	—
Belgium	—	—	—	—	—	2,24,441	1,06,779	2,26,068	2,70,192	—
France	—	—	—	—	—	2,84,935	1,55,674	59,818	66,880	—
Italy (including Fiume)	—	—	—	—	—	58,904	17,712	56,689	32,426	—
China (exclusive of Hongkong and Macao)	—	—	—	—	—	3,557	1,123	5,833	938	—
Japan	—	—	—	—	—	14,947	13,026	16,873	33,452	—
Egypt	—	—	—	—	—	2,174	3,483	1,198	10	—
Portuguese East Africa	—	—	—	—	—	40	248	2,450	8,742	—
United States of America— Vid Atlantic Coast	—	—	—	—	—	24,87,379	23,48,310	20,66,020	25,60,289	21,111
" Pacific "	—	—	—	—	—	2,015	41,239	47,687	1,58,507	—
Other Foreign Countries	—	—	—	—	—	6,349	8,648	7,268	8,601	—
TOTAL FOREIGN COUNTRIES	—	—	—	—	—	42,58,847	40,00,385	38,73,251	44,83,498	48,111
<i>Share of Bengal</i>	—	—	—	—	—	19,84,439	19,63,931	18,62,394	22,31,476	20,111
" Bombay	—	—	—	—	—	30,60,687	28,99,623	32,52,644	32,81,361	49,111
" Sind	—	—	—	—	—	2,86,276	2,92,788	3,33,146	4,02,054	3,111
" Madras	—	—	—	—	—	4,54,711	3,88,384	4,09,078	3,57,119	—
" Burma	—	—	—	—	—	4,14,535	2,30,551	2,08,084	1,80,468	—
TOTAL	—	—	—	—	—	61,60,647	57,66,274	60,65,343	71,54,378	78,111

No. 10—continued

ARTICLES, AND COUNTRIES OF CONSIGNMENT; ALSO SHARE OF EACH PROVINCE	QUANTITY					VALUE				
	1930-31	1931-32	1932-33	1933-34	1934-35	1930-31	1931-32	1932-33	1933-34	1934-35
						R	R	R	R	R
Instruments, Apparatus and Appliances, and parts thereof— continued										
Scientific and Philosophical (III. D)—										
United Kingdom (including Channel Islands)	—	—	—	—	—	10,26,718	8,82,274	9,37,817	9,89,570	10,53,953
Other British Possessions	—	—	—	—	—	4,920	7,198	3,254	1,929	1,512
TOTAL BRITISH EMPIRE	—	—	—	—	—	10,31,538	8,89,472	9,41,071	9,91,499	10,55,465
Sweden	—	—	—	—	—	111	1,889	1,116	6,676	10,708
Denmark	—	—	—	—	—	360	896	..	186	6,664
Germany	—	—	—	—	—	3,81,184	3,06,797	4,05,808	2,75,009	3,68,272
Netherlands	—	—	—	—	—	2,321	3,377	12,117	19,555	6,532
Belgium	—	—	—	—	—	1,231	1,635	17,869	4,813	3,912
France	—	—	—	—	—	26,639	24,017	5,084	9,035	1,448
Switzerland	—	—	—	—	—	9,433	3,374	3,258	1,771	953
Italy (including Fiume)	—	—	—	—	—	6,038	5,080	2,367	5,002	4,006
Austria	—	—	—	—	—	3,712	5,931	3,317	2,791	1,651
Hungary	—	—	—	—	—	6,700	..	35
Japan	—	—	—	—	—	4,537	4,391	10,044	26,879	52,931
United States of America—										
<i>Via Atlantic Coast</i>	—	—	—	—	—	1,76,541	1,44,672	57,694	67,169	71,957
" Pacific "	—	—	—	—	—	157	1,738	1,508	1,219	3,662
Other Foreign Countries	—	—	—	—	—	3,043	1,267	2,656	8,868	2,840
TOTAL FOREIGN COUNTRIES	—	—	—	—	—	6,22,487	5,04,614	5,22,513	4,29,873	6,40,536
Share of Bengal	—	—	—	—	—	4,82,578	3,37,653	3,17,246	3,21,478	3,71,741
" Bombay	—	—	—	—	—	7,37,026	6,28,140	5,78,458	7,36,543	8,35,164
" Sind	—	—	—	—	—	56,930	62,957	92,638	1,63,189	33,903
" Madras	—	—	—	—	—	2,73,264	2,45,063	1,37,440	1,78,978	2,44,217
" Burma	—	—	—	—	—	1,04,327	1,20,271	37,803	32,184	70,976
TOTAL	—	—	—	—	—	16,54,025	13,94,084	14,63,584	14,21,372	15,95,001
Surgical (III. D)—										
United Kingdom (including Channel Islands)	—	—	—	—	—	9,81,430	7,64,743	7,43,610	6,79,175	6,70,239
Ceylon (excluding Maldives)	—	—	—	—	—	2,124	7,273	904	933	611
Straits Settlements	—	—	—	—	—	6,704	4,756	2,420	2,080	3,041
Other British Possessions	—	—	—	—	—	1,572	3,031	478	663	2,126
TOTAL BRITISH EMPIRE	—	—	—	—	—	9,91,830	7,78,853	7,47,412	6,82,851	6,76,017
Germany	—	—	—	—	—	5,34,794	4,06,307	4,12,863	3,80,760	4,95,050
Netherlands	—	—	—	—	—	7,556	2,437	2,505	1,020	355
France	—	—	—	—	—	18,403	4,030	3,224	1,123	3,333
Italy (including Fiume)	—	—	—	—	—	9,568	19,554	8,496	3,753	11,239
Austria	—	—	—	—	—	3,425	3,136	12,106	9,224	8,623
Czechoslovakia	—	—	—	—	—	11,674	4,184	6,868	3,691	275
Japan	—	—	—	—	—	32,926	31,542	53,331	1,03,515	1,17,850
United States of America—										
<i>Via Atlantic Coast</i>	—	—	—	—	—	1,40,307	1,04,998	1,27,002	87,969	1,12,206
" Pacific "	—	—	—	—	—	756	1,074	1,203	271	532
Other Foreign Countries	—	—	—	—	—	4,064	3,059	5,484	3,511	3,923
TOTAL FOREIGN COUNTRIES	—	—	—	—	—	7,63,533	6,40,371	6,36,130	6,09,337	7,54,935

ARTICLES, AND COUNTRIES OF CONSIGNMENT; ALSO SHARE OF EACH PROVINCE	QUANTITY					VALUE				
	1930-31	1931-32	1932-33	1933-34	1934-35	1930-31	1931-32	1932-33	1933-34	1934-35
Instruments, Apparatus and Appliances, and parts thereof—continued						B	B	B	B	
Surgical (III. D)—continued										
Share of Bengal	—	—	—	—	—	4,80,034	3,73,811	3,36,393	3,51,409	3,11,409
„ Bombay	—	—	—	—	—	7,45,817	6,48,086	6,50,886	6,16,071	6,16,071
„ Sind	—	—	—	—	—	2,35,678	1,97,723	1,86,198	1,36,218	1,36,218
„ Madras	—	—	—	—	—	1,00,353	1,12,231	1,51,230	1,40,155	1,40,155
„ Burma	—	—	—	—	—	1,03,487	57,475	58,735	53,751	53,751
TOTAL	—	—	—	—	—	17,55,363	14,19,724	13,88,542	12,92,688	12,92,688
Wireless Apparatus (III. D)—										
United Kingdom (including Channel Islands)	—	—	—	—	—	4,96,976	6,68,455	8,39,573	5,71,971	5,71,971
Ceylon (excluding Maldives)	—	—	—	—	—	5,848	2,989	2,999	9,418	9,418
Other British Possessions	—	—	—	—	—	409	2,158	1,298	1,650	1,650
TOTAL BRITISH EMPIRE	—	—	—	—	—	5,03,228	6,08,602	8,43,869	5,83,045	5,83,045
Sweden	—	—	—	—	—	2,988	726	5,058	1,60,917	1,60,917
Germany	—	—	—	—	—	38,800	47,258	48,809	56,914	56,914
Netherlands	—	—	—	—	—	1,42,781	1,14,446	65,408	98,620	98,620
Belgium	—	—	—	—	—	5,786	1,291	..	50	50
France	—	—	—	—	—	2,786	5,016	5,058	1,936	1,936
Japan	—	—	—	—	—	995	1,933	2,177	31,417	31,417
United States of America—										
Via Atlantic Coast	—	—	—	—	—	47,357	80,384	57,928	1,74,904	1,74,904
„ Pacific „	—	—	—	—	—	1,399	5,108	3,229	4,040	4,040
Other Foreign Countries	—	—	—	—	—	16,837	13,566	6,297	5,423	5,423
TOTAL FOREIGN COUNTRIES	—	—	—	—	—	2,60,129	2,69,723	1,94,064	5,33,223	5,33,223
Share of Bengal	—	—	—	—	—	3,03,311	2,52,762	2,12,241	2,52,443	2,52,443
„ Bombay	—	—	—	—	—	2,34,571	1,84,054	1,03,480	1,03,041	1,03,041
„ Sind	—	—	—	—	—	55,369	44,689	32,108	1,97,790	1,97,790
„ Madras	—	—	—	—	—	25,310	26,423	30,727	40,112	40,112
„ Burma	—	—	—	—	—	33,396	49,408	53,397	50,374	50,374
TOTAL	—	—	—	—	—	7,03,357	9,36,330	10,37,933	11,16,271	11,16,271
Other kinds (III. D)—										
United Kingdom (including Channel Islands)	—	—	—	—	—	23,33,881	16,24,101	14,71,274	15,84,840	15,84,840
Ceylon (excluding Maldives)	—	—	—	—	—	15,097	2,759	6,570	8,608	8,608
Straits Settlements	—	—	—	—	—	5,733	1,023	5,575	4,017	4,017
Union of South Africa	—	—	—	—	—	11,332	2,461	2,461
Commonwealth of Australia	—	—	—	—	—	4,591	4,591
Other British Possessions	—	—	—	—	—	5,199	1,584	1,334	426	426
TOTAL BRITISH EMPIRE	—	—	—	—	—	23,71,292	16,29,467	14,84,808	15,84,943	15,84,943
Sweden	—	—	—	—	—	4,400	6,608	14,056	12,625	12,625
Germany	—	—	—	—	—	2,35,551	1,72,365	2,17,218	2,35,335	2,35,335
Netherlands	—	—	—	—	—	4,583	9,113	12,500	13,469	13,469
Belgium	—	—	—	—	—	13,208	2,719	64,972	54,189	54,189
France	—	—	—	—	—	19,845	16,023	16,665	16,897	16,897
Switzerland	—	—	—	—	—	10,143	113	9,870	1,049	1,049
Italy (including Fiume)	—	—	—	—	—	2,865	9,296	8,118	5,631	5,631
Czechoslovakia	—	—	—	—	—	857	1,766	1,636	3,819	3,819
Iran	—	—	—	—	—	5,430	6,305	1,821	1,276	1,276
Japan	—	—	—	—	—	3,436	1,212	5,221	1,09,845	1,09,845
United States of America—										
Via Atlantic Coast	—	—	—	—	—	4,29,106	3,36,633	2,25,821	2,40,365	2,40,365
„ Pacific „	—	—	—	—	—	46,261	11,409	7,802	4,623	4,623
Other Foreign Countries	—	—	—	—	—	9,364	4,597	6,655	8,971	8,971
TOTAL FOREIGN COUNTRIES	—	—	—	—	—	7,84,054	6,29,149	5,92,410	7,08,097	7,08,097

No. 10—continued

ARTICLES, AND COUNTRIES OF CONSIGNMENT; ALSO SHARE OF EACH PROVINCE	QUANTITY					VALUE				
	1930-31	1931-32	1932-33	1933-34	1934-35	1930-31	1931-32	1932-33	1933-34	1934-35
						R	R	R	R	R
Instruments, Apparatus, and Appliances, and parts thereof— continued										
Other kinds (III. D)—contd.										
Share of Bengal	—	—	—	—	—	16,46,418	8,81,144	8,55,801	9,44,905	12,77,971
„ Bombay	—	—	—	—	—	4,52,007	4,98,632	4,48,209	5,51,464	3,23,386
„ Sind	—	—	—	—	—	6,31,076	4,74,281	4,33,487	4,00,187	4,63,337
„ Madras	—	—	—	—	—	3,68,654	2,04,341	1,90,073	2,69,981	3,49,750
„ Burma	—	—	—	—	—	1,67,191	2,02,218	1,62,643	1,26,643	1,46,703
TOTAL	—	—	—	—	—	31,65,346	22,68,616	20,77,213	22,93,040	29,60,936
Total value of Instruments, Apparatus, and Appliances, and parts thereof—										
United Kingdom (including Channel Islands)	—	—	—	—	—	2,55,04,411	1,98,26,069	1,04,31,155	2,06,32,409	2,47,12,869
Ceylon (excluding Maldives)	—	—	—	—	—	1,48,899	1,58,661	2,51,063	2,27,782	2,00,020
Straits Settlements	—	—	—	—	—	1,83,819	1,47,904	1,44,254	1,23,747	78,920
Federated Malay States	—	—	—	—	—	7,556	8,181	5,883	46	187
Hongkong	—	—	—	—	—	26,217	1,51,201	1,71,085	3,04,361	4,65,688
Union of South Africa	—	—	—	—	—	13,214	2,228	2,782	3,440	4,607
Zanzibar and Pemba	—	—	—	—	—	7,753	50	25	147	..
Kenya Colony	—	—	—	—	—	1,545	12,803	4,693	12,922	7,038
Mauritius and Dependencies	—	—	—	—	—	..	475	120	4,812	36,160
Canada—										
Via Atlantic Coast	—	—	—	—	—	34,850	4,209	2,227	10,868	12,909
„ Pacific „	—	—	—	—	—	294	429	35	573	12,583
Commonwealth of Australia	—	—	—	—	—	27,859	23,520	21,778	24,448	24,859
Other British Possessions	—	—	—	—	—	3,092	6,348	4,396	6,362	7,103
TOTAL BRITISH EMPIRE	—	—	—	—	—	2,59,54,000	1,88,42,078	2,00,37,451	2,13,51,502	2,55,03,019
Sweden	—	—	—	—	—	56,493	56,869	78,594	2,65,867	1,23,771
Norway	—	—	—	—	—	13,881	2,314	1,566	898	835
Denmark	—	—	—	—	—	17,666	37,342	16,564	31,164	13,779
Germany	—	—	—	—	—	75,24,106	61,41,970	66,32,065	55,94,181	67,99,000
Netherlands	—	—	—	—	—	16,60,895	14,48,628	12,06,166	13,06,553	14,96,322
Belgium	—	—	—	—	—	9,85,491	6,65,714	6,05,876	6,56,038	4,71,422
France	—	—	—	—	—	7,29,007	5,65,406	2,78,078	3,73,324	3,07,666
Switzerland	—	—	—	—	—	2,02,426	2,58,660	3,41,180	3,16,633	3,27,755
Italy (including Fiume)	—	—	—	—	—	9,65,772	6,10,224	7,34,209	7,22,731	8,75,695
Austria	—	—	—	—	—	3,91,170	3,11,704	2,97,533	2,43,234	2,26,234
Hungary	—	—	—	—	—	35,414	35,330	26,034	16,143	56,429
Czechoslovakia	—	—	—	—	—	2,33,578	3,39,150	3,35,005	3,29,491	3,51,287
Iraq	—	—	—	—	—	3,733	3,066	1,113	1,609	4,673
Iran	—	—	—	—	—	10,543	10,100	5,717	1,352	3,652
Java	—	—	—	—	—	3,249	1,439	6,519	6,778	6,722
China (exclusive of Hongkong and Macao)	—	—	—	—	—	42,469	3,37,724	3,23,845	1,71,971	3,23,659
Japan	—	—	—	—	—	9,04,807	8,47,438	22,09,293	30,42,786	31,23,609
Egypt	—	—	—	—	—	16,784	5,709	5,723	19,490	19,739
Portuguese East Africa	—	—	—	—	—	2,943	3,634	3,572	3,742	..
United States of America— Via Atlantic Coast	—	—	—	—	—	78,15,519	62,63,570	52,67,549	55,30,455	63,22,456
„ Pacific „	—	—	—	—	—	55,759	76,863	67,598	1,94,930	3,31,352
Other Foreign Countries	—	—	—	—	—	5,733	5,049	5,904	13,337	7,703
TOTAL FOREIGN COUNTRIES	—	—	—	—	—	2,17,92,368	1,80,77,503	1,84,39,351	1,86,52,577	2,10,99,376

ARTICLES, AND COUNTRIES OF CONSIGNMENT: ALSO SHARE OF EACH PROVINCE	QUANTITY					VALUE				
	1930-31	1931-32	1932-33	1933-34	1934-35	1930-31	1931-32	1932-33	1933-34	1934-35
						Rs	Rs	Rs	Rs	Rs
Instruments, Apparatus, and Appliances, and parts thereof—concluded										
<i>Total value of Instruments, Apparatus, and Appliances, and parts thereof—continued</i>										
Share of Bengal	—	—	—	—	—	1,96,89,869	1,39,93,737	1,30,96,639	1,42,79,617	1,69,11,111
" Bombay	—	—	—	—	—	1,63,04,607	1,34,83,120	1,39,74,538	1,60,08,337	1,90,90,000
" Sind	—	—	—	—	—	42,90,956	34,58,261	44,42,858	43,94,473	48,20,000
" Madras	—	—	—	—	—	40,86,454	31,98,044	41,21,999	37,58,837	46,10,000
" Burma	—	—	—	—	—	33,76,807	24,86,419	19,40,838	17,62,515	19,10,000
TOTAL	—	—	—	—	—	4,77,46,877	3,69,19,581	3,84,76,802	4,02,04,079	4,72,00,000
Ivory—										
Unmanufactured (H. S)—	Lbs.	Lbs.	Lbs.	Lbs.	Lbs.					
United Kingdom (including Channel Islands)	84,388	79,240	68,538	44,704	12,640	6,76,994	6,80,795	4,66,192	2,48,210	11,000
Aden and Dependencies	896	865	728	2,248	4,681	4,270	4,005	3,025	8,339	10,000
Zanzibar and Pemba	10,557	9,554	15,681	24,300	46,013	64,106	49,080	77,766	1,09,878	2,00,000
Kenya Colony	20,768	20,307	15,803	52,150	87,067	1,17,135	1,21,898	1,03,580	2,67,866	3,60,000
Tanganyika Territory	484	3,514	7,382	2,213	21,238	2,627	15,536	51,956	10,545	60,000
Other British Possessions	246	2,152	17	1,648	10,889	..
TOTAL BRITISH EMPIRE	117,093	113,480	108,588	1,27,762	1,71,656	7,65,189	7,42,200	7,04,168	6,45,718	7,37,000
Germany	42,986	16,774	28,170	18,116	13,943	2,94,022	1,16,448	1,96,387	1,08,187	11,000
Netherlands	38,259	24,757	40,685	53,688	43,001	2,66,264	1,66,781	2,40,404	2,82,394	1,30,000
Belgium	6,888	3,201	4,197	8,383	6,105	86,345	20,075	19,184	34,950	20,000
United States of America—										
Via Atlantic Coast	1,400	..	374	247	1,613	10,461	..	3,814	1,657	1,000
Other Foreign Countries	858	107	1,079	455	1,343	5,826	1,095	4,320	2,190	4,000
TOTAL FOREIGN COUNTRIES	89,391	44,839	74,505	85,880	66,005	6,11,918	2,93,349	4,66,109	4,34,378	2,80,000
Share of Bengal	189	..	158	1,431
" Bombay	206,484	156,393	181,591	209,773	2,35,645	13,77,050	10,33,603	11,66,419	10,61,685	10,000
" Sind	1,926	345	3,632	1,941	..	1,965	1,965	7,742	..
" Madras	68	346	467	769	..
" Burma	17
TOTAL	206,484	158,319	183,093	218,651	237,661	13,77,050	10,35,568	11,70,272	10,70,090	10,000
Manufactured (H. U)—										
United Kingdom (including Channel Islands)	—	—	—	—	—	679	6,224	178	1,444	..
Hongkong	—	—	—	—	—	7,464	8,687	2,444	2,312	..
Other British Possessions	—	—	—	—	—	782	332	890	1,085	..
TOTAL BRITISH EMPIRE	—	—	—	—	—	8,925	9,243	3,512	4,841	..
Japan	—	—	—	—	—	5,519	1,220	7,848	3,400	..
Other Foreign Countries	—	—	—	—	—	7,532	2,261	2,192	3,974	..
TOTAL FOREIGN COUNTRIES	—	—	—	—	—	13,051	3,481	10,040	7,374	..
Share of Bengal	4,077	3,290	1,776	4,291	..
" Bombay	16,642	6,677	9,000	6,437	..
" Sind	13	471	2,036	1,017	..
" Madras	495	2,935	45	153	..
" Burma	149	1,151	91	337	..
TOTAL	—	—	—	—	—	21,976	12,724	13,547	12,276	..
<i>Total value of Ivory</i>	—	—	—	—	—	18,99,026	10,48,282	11,83,810	10,82,371	10,000

No. 10—continued

ARTICLES, AND COUNTRIES OF CONSIGNMENT; ALSO NAME OF EACH PROVINCE	QUANTITY					VALUE				
	1930-31	1931-32	1932-33	1933-34	1934-35	1930-31	1931-32	1932-33	1933-34	1934-35
						R	R	R	R	R
Jewellery (excluding Imitation Jewellery and Precious stones and pearls, unset), also Plate of Gold and Silver—										
Jewellery (III. U)*—										
United Kingdom (including Channel Islands)	—	—	—	—	—	32,84,439	12,93,232	29,43,461	1,91,736	5,96,455
Ceylon (excluding Maldives)	—	—	—	—	—	13,560	11,508	6,194	6,815	7,599
Straits Settlements	—	—	—	—	—	7,227	6,722	3,750	2,785	4,108
Federated Malay States	—	—	—	—	—	6,179	4,432	1,480	216	708
Kenya Colony	—	—	—	—	—	4,273	6,565	536	352	909
Other British Possessions	—	—	—	—	—	2,775	3,636	6,033	3,589	4,233
TOTAL BRITISH EMPIRE	—	—	—	—	—	33,18,453	18,20,145	29,61,423	2,05,443	6,14,077
Germany	—	—	—	—	—	53,159	9,118	9,102	20,014	16,484
France	—	—	—	—	—	45,520	5,311	11,023	2,760	9,75,365
Switzerland	—	—	—	—	—	11,397	7,560	2,273
Italy (including Fiume)	—	—	—	—	—	1,123	2,891	3,315	1,379	12,414
United States of America—										
Via Atlantic Coast	—	—	—	—	—	5,012	622	298	1,422	321
" Pacific "	—	—	—	—	—	85	..	20	..	431
Other Foreign Countries	—	—	—	—	—	11,134	5,134	7,513	11,904	10,952
TOTAL FOREIGN COUNTRIES	—	—	—	—	—	1,35,434	22,876	31,271	45,039	10,18,240
Share of Bengal	—	—	—	—	—	1,18,946	1,14,906	22,23,450	51,073	4,20,130
" Bombay	—	—	—	—	—	31,37,354	13,63,333	34,039	1,34,395	9,35,575
" Sind	—	—	—	—	—	18,059	34,511	57,194	15,519	2,06,333
" Madras	—	—	—	—	—	22,407	22,915	12,576	13,131	14,431
" Burma	—	—	—	—	—	1,03,021	12,301	10,335	37,314	5,793
TOTAL	—	—	—	—	—	34,53,337	13,49,021	29,92,694	2,50,482	16,32,317
Plate of Gold and Silver (III. U)—										
United Kingdom (including Channel Islands)	—	—	—	—	—	3,93,019	3,65,452	3,47,027	2,34,450	3,03,333
Ceylon (excluding Maldives)	—	—	—	—	—	4,132	6,400	1,010	923	1,603
Straits Settlements	—	—	—	—	—	5,351	55,426	1,366	425	1,463
Hongkong	—	—	—	—	—	12,442	21,533	11,305	17,004	9,132
Other British possessions	—	—	—	—	—	4,896	1,172	5,131	3,112	1,333
TOTAL BRITISH EMPIRE	—	—	—	—	—	4,19,639	4,49,983	3,67,639	2,55,919	3,77,369
Sweden	—	—	—	—	—	80	75	400	1,115	11,623
Germany	—	—	—	—	—	17,472	5,892	15,536	5,893	14,246
Belgium	—	—	—	—	—	385	1,005	6,553
France	—	—	—	—	—	4,023	70,139	43,733	11,107	9,723
Italy (including Fiume)	—	—	—	—	—	9,279	11,450	2,609	854	1,320
Czechoslovakia	—	—	—	—	—	7,527	714	47
China (exclusive of Hongkong and Marco)	—	—	—	—	—	2,166	10,034	3,397	3,741	54,153
Japan	—	—	—	—	—	11,331	5,000	6,741	8,570	6,334
Egypt	—	—	—	—	—	..	1,315	2	7,500	..
United States of America—										
Via Atlantic Coast	—	—	—	—	—	2,306	4,331	4,315	2,115	1,366
" Pacific "	—	—	—	—	—	..	6,535	..	45	..
Other Foreign Countries	—	—	—	—	—	4,303	3,371	700	157	3,973
TOTAL FOREIGN COUNTRIES	—	—	—	—	—	60,420	1,18,935	33,036	43,116	1,10,313

* Inclusive of imports by postal packets received to Collectors of Customs for assessment.

GENERAL IMPORTS

(186)

No. 10—continued

ARTICLES, AND COUNTRIES OF CONSIGNMENT; ALSO SHARE OF EACH PROVINCE	QUANTITY					VALUE				
	1930-31	1931-32	1932-33	1933-34	1934-35	1930-31	1931-32	1932-33	1933-34	1934-35
Jewellery (excluding Imitation Jewellery and Precious stones and pearls, unset), also Plate of Gold and Silver—continued						R	R	R	R	R
Plate of Gold and Silver (III. U)—continued										
Share of Bengal	—	—	—	—	—	61,192	77,232	87,332	65,612	41,400
„ Bombay	—	—	—	—	—	2,02,374	2,33,400	2,13,351	1,86,659	2,40,100
„ Sind	—	—	—	—	—	31,459	99,743	96,030	15,448	81,400
„ Madras	—	—	—	—	—	76,119	14,928	9,748	9,297	41,400
„ Burma	—	—	—	—	—	1,09,179	38,515	43,220	21,919	21,400
TOTAL	—	—	—	—	—	4,80,309	5,08,818	4,50,676	2,99,035	4,87,700
Total value of Jewellery (excluding Imitation Jewellery and Precious stones and pearls, unset), also Plate of Gold and Silver—										
United Kingdom (including Channel Islands)	—	—	—	—	—	36,77,458	16,53,684	32,91,338	4,26,186	9,69,700
Ceylon (excluding Maldives)	—	—	—	—	—	17,742	17,908	8,104	7,748	9,100
Straits Settlements	—	—	—	—	—	12,578	62,148	5,185	3,160	5,600
Federated Malay States	—	—	—	—	—	6,179	4,890	1,698	216	700
Hongkong	—	—	—	—	—	13,049	23,596	15,467	17,764	12,400
Kenya Colony	—	—	—	—	—	5,815	6,765	618	1,427	900
Other British Possessions	—	—	—	—	—	5,521	2,137	6,632	4,876	2,900
TOTAL BRITISH EMPIRE	—	—	—	—	—	37,38,342	17,76,128	33,29,062	4,61,362	9,91,440
Sweden	—	—	—	—	—	80	75	400	1,115	11,600
Germany	—	—	—	—	—	75,680	15,010	24,688	25,907	30,700
Belgium	—	—	—	—	—	885	..	268	1,005	6,500
France	—	—	—	—	—	52,543	75,450	59,809	13,867	9,85,000
Switzerland	—	—	—	—	—	11,412	7,560	8,270
Italy (including Flume)	—	—	—	—	—	10,400	14,177	5,924	2,233	13,700
Czechoslovakia	—	—	—	—	—	7,641	172	520	3,437	111
China (excluding of Hongkong and Macao)	—	—	—	—	—	3,371	11,348	4,511	4,973	54,400
Japan	—	—	—	—	—	14,783	5,795	10,946	13,036	9,200
Egypt	—	—	—	—	—	463	2,000	69	7,846	3,600
United States of America— Via Atlantic Coast	—	—	—	—	—	7,318	5,003	4,913	3,537	2,187
„ Pacific „	—	—	—	—	—	85	6,533	20	45	400
Other Foreign Countries	—	—	—	—	—	11,243	6,147	2,239	3,594	6,550
TOTAL FOREIGN COUNTRIES	—	—	—	—	—	1,95,864	1,41,711	1,14,307	88,155	11,28,500
Share of Bengal	—	—	—	—	—	1,20,138	1,92,138	29,16,282	1,16,635	6,03,700
„ Bombay	—	—	—	—	—	33,90,228	18,02,338	2,97,940	3,21,054	13,31,747
„ Sind	—	—	—	—	—	46,511	1,34,354	1,53,224	31,067	2,87,600
„ Madras	—	—	—	—	—	1,04,519	37,843	22,313	21,478	49,340
„ Burma	—	—	—	—	—	2,12,800	51,316	53,605	59,833	29,231
TOTAL	—	—	—	—	—	39,34,196	19,17,839	34,43,369	5,49,517	21,20,339
Lac— Stick and Seed (II. D)—	Owts.	Owts.	Owts.	Owts.	Owts.					
United Kingdom (including Channel Islands)	686	292	101	8,951	5,893	6,654
Straits Settlements	23,270	6,990	3,258	50,994	106,207	8,03,327	1,66,086	52,794	11,32,095	22,38,596
Other British Possessions	18	99	..	652	1,980	..
TOTAL BRITISH EMPIRE	23,288	6,990	3,259	51,385	106,308	8,03,979	1,66,086	61,745	11,39,968	22,44,949
Java	320	10,676
Siam	16,409	4,49,497
United States of America— Via Atlantic Coast	188	10,783
Other Foreign Countries	17	..	142	..	171	200	..	2,712	..	4,094
TOTAL FOREIGN COUNTRIES	17	188	142	..	16,900	200	10,783	2,712	..	4,64,257

No. 10—continued

ARTICLES, AND COUNTRIES OF CONSIGNMENT; ALSO SHARE OF EACH PROVINCE	QUANTITY					VALUE				
	1930-31	1931-32	1932-33	1933-34	1934-35	1930-31	1931-32	1932-33	1933-34	1934-35
Lac—continued						R	R	R	R	R
Stick and Seed (H. D)— continued	Cwts.	Cwts.	Cwts.	Cwts.	Cwts.					
Share of Bengal . . .	22,330	6,754	3,731	50,369	122,698	7,69,082	1,62,500	55,523	11,32,448	24,96,352
„ Bombay . . .	893	393	296	1,010	500	32,457	13,582	8,600	17,227	12,570
„ Madras . . .	73	26	14	16	10	2,540	737	331	293	284
TOTAL	23,305	7,173	4,031	51,885	123,208	8,04,179	1,76,819	64,457	11,39,968	27,09,206
Shell and Button (H. D)—	Cwts.	Cwts.	Cwts.	Cwts.	Cwts.					
TOTAL BRITISH EMPIRE	20	..	4	2	3	1,26	..	203	301	315
TOTAL FOREIGN COUNTRIES	15	11	3	7	2	1,711	1,296	470	347	240
Share of Bengal . . .	32	3	6	1	..	2,468	272	228	61	..
„ Bombay	1	3	179	342
„ Madras . . .	3	8	2	7	2	607	1,024	445	332	222
„ Burma	25	..
TOTAL	35	11	7	9	5	2,975	1,296	673	648	564
Other kinds (excluding Lac- dye) (H. D)—	Cwts.	Cwts.	Cwts.	Cwts.	Cwts.					
United Kingdom (including Channel Islands)	..	1	3	..	2	..	118	283	11	173
TOTAL FOREIGN COUNTRIES	10	140	..
Share of Bombay	10	2	141	173
„ Sind	1	3	118	283	10	..
TOTAL	..	1	3	10	2	..	118	283	151	173
Total Lac—	Cwts.	Cwts.	Cwts.	Cwts.	Cwts.					
TOTAL BRITISH EMPIRE	23,308	6,991	3,896	51,887	106,313	8,05,243	1,66,204	62,231	11,40,280	22,45,487
TOTAL FOREIGN COUNTRIES.	32	194	145	17	16,902	1,911	12,029	3,182	487	4,64,506
TOTAL	23,840	7,185	4,041	51,404	123,215	8,07,154	1,78,233	65,413	11,40,767	27,09,943
Leather—										
Hides, tanned or dressed (III. I)—	Tons	Tons	Tons	Tons	Tons					
United Kingdom (including Channel Islands)	10	4	12	3	6	59,093	46,547	55,122	29,276	29,182
Ceylon (excluding Maldives)	84	35	9	6	1	51,034	33,420	8,948	7,800	508
Other British Possessions	5	1	4	..	2	5,710	3,366	4,838	869	3,374
TOTAL BRITISH EMPIRE	49	40	25	9	9	1,15,846	83,333	68,908	37,445	33,014
Germany	5	9,300	9,278	38,639	5,446	..
France . . .	1	10,989
Austria	5,301
Czechoslovakia	6,332	..	972
United States of America—										
Via Atlantic Coast	9	6	3	5	2	1,11,240	50,018	37,286	17,466	16,303
Other Foreign Countries	1	..	1	5,259	977	7,306	1,597	303
TOTAL FOREIGN COUNTRIES	11	6	9	5	2	1,48,120	60,273	89,554	24,569	16,616

GENERAL IMPORTS

(188)

No. 10—continued

ARTICLES, AND COUNTRIES OF CONSIGNMENT; ALSO SHARE OF EACH PROVINCE	QUANTITY					VALUE				
	1930-31	1931-32	1932-33	1933-34	1934-35	1930-31	1931-32	1932-33	1933-34	1934-35
	Tons	Tons	Tons	Tons	Tons	R	R	R	R	R
Leather—continued										
<i>Hides, tanned or dressed (III. D)—continued</i>										
Share of Bengal	3	..	3	..	5	16,803	8,195	18,410	7,194	18,410
.. Bombay	21	8	11	6	2	1,70,043	84,595	96,336	33,329	23,410
.. Sind	1	..	2	3,458	..	8,771	4,078	1,500
.. Madras	36	37	14	8	4	56,263	51,171	26,303	14,444	5,400
.. Burma	1	4	13,396	4,645	8,042	2,409	2,300
TOTAL	60	46	34	14	11	2,58,966	1,48,606	1,58,463	61,954	49,800
<i>Skins, tanned or dressed (III. D)—</i>										
United Kingdom (including Channel Islands)	11	9	12	12	10	1,10,151	88,002	1,04,782	1,30,617	1,53,011
Straits Settlements	2,960	260	5,511	26	1
Tanganyika Territory	4	424	220	137	290	27,31
Other British Possessions	1	1	1	2,207	5,841	6,462	2,908	12,14
TOTAL BRITISH EMPIRE	12	9	12	13	24	1,15,742	94,323	1,16,882	1,33,841	1,92,57
Germany	2	12	25	31	51	78,441	1,76,346	2,91,815	2,91,466	3,97,08
Netherlands	2	2	..	1	4,094	20,446	32,451	13,511	15,23
Belgium	2,133	2,908	8,18
France	4,858	10,881	15,748	6,257	3,90
Italy (including Fiume)	1	3	16	15	2,929	16,564	32,575	1,02,192	68,75
Austria	1	..	221	7,053	2,866	13,500	28,31
Hungary	3	7	6	34,671	62,761	63,9
Czechoslovakia	7	3	5	..	14,404	73,657	55,692	55,0
Iraq	9	1	5,798	4,3
Iran	1	1	4	1,522	1,506	2,982	500	1,3
China (exclusive of Hong-kong and Macao)	2	2	1	4,433	5,461	7,170	4,391	6,533
United States of America— Via Atlantic Coast	24	40	64	84	83	3,10,029	4,48,280	6,63,055	6,13,709	5,86,58
Other Foreign Countries	1	281	2,032	5,526	136	3,003
TOTAL FOREIGN COUNTRIES	28	56	110	163	164	4,06,757	7,08,277	11,61,149	11,72,741	12,63,108
Share of Bengal	1	10	26	50	64	34,073	1,32,178	3,44,399	4,41,692	4,54,02
.. Bombay	32	59	93	109	127	4,31,531	6,17,676	8,57,359	8,17,438	9,44,12
.. Sind	2	1	1	1	3	26,460	13,227	3,335	8,091	34,32
.. Madras	2	1	1	6	2	5,678	13,601	15,673	23,215	4,318
.. Burma	3	1	1	..	2	31,762	20,918	23,865	16,336	17,10
TOTAL	40	65	123	166	188	5,22,499	7,97,600	12,78,031	13,00,582	14,55,764
Total Hides and Skins, tanned, etc.	100	111	156	180	188	7,81,465	9,46,206	14,36,493	13,58,536	14,55,784
<i>UnseroUGHT (III. D)—</i>										
United Kingdom (including Channel Islands)	2,409	3,412	1,863	8,966	9,356	1,76,355	1,85,478	94,845	1,40,909	1,21,771
Straits Settlements	6	1	37	6	12	3,936	850	10,334	661	3,833
Other British Possessions	7	5	568	10	8	1,443	2,869	4,663	4,403
TOTAL BRITISH EMPIRE	2,415	3,420	1,905	9,540	9,378	1,80,294	1,87,271	1,08,048	1,55,282	1,30,034
Germany	53	348	1,723	4,523	3,605	37,188	30,620	76,548	1,00,969	1,07,493
Netherlands	21	3	5	..	2	7,950	4,215	3,744	..	809
Italy (including Fiume)	38	15	56	2	..	16,550	4,043	16,151	1,126
Hungary	21	3	2	11,079	1,929	1,139
Czechoslovakia	12	24	2	..	14	9,565	3,443	1,645	..	12,525
United States of America— Via Atlantic Coast	7,524	477	388	1,449	9,803	5,73,432	2,53,264	1,54,205	82,482	2,22,989
.. Pacific	1	..	828	570
Other Foreign Countries	30	9	40	980	36	6,587	3,094	6,700	11,024	3,923
TOTAL FOREIGN COUNTRIES	7,649	899	2,144	7,016	18,465	6,34,728	3,20,792	2,58,564	2,12,555	3,50,577

No. 10—continued

ARTICLES, AND COUNTRIES OF CONSIGNMENT; ALSO SHARE OF EACH PROVINCE	QUANTITY					VALUE				
	1930-31	1931-32	1932-33	1933-34	1934-35	1930-31	1931-32	1932-33	1933-34	1934-35
Leather—continued						R	R	R	R	R
Unwrought (III. I)—continued	Cwts.	Cwts.	Cwts.	Cwts.	Cwts.					
Share of Bengal . . .	270	554	456	7,031	6,370	5,34,292	2,84,243	1,80,921	2,25,392	2,47,680
„ Bombay . . .	160	261	212	102	33	47,492	98,933	79,715	24,214	6,395
„ Sind . . .	132	84	167	34	74	66,076	41,889	45,973	13,398	31,748
„ Madras . . .	8,713	3,399	3,117	9,296	16,079	1,44,570	20,839	29,867	66,626	1,11,323
„ Burma . . .	49	29	97	104	287	23,692	14,359	30,136	38,257	52,073
TOTAL . . .	10,064	4,319	4,049	16,556	22,843	8,15,022	4,58,068	3,66,612	3,07,787	4,80,638
Leather cloth (including artificial leather) (III. I)—	Sq. yards	Sq. yards	Sq. yards	Sq. yards	Sq. yards					
United Kingdom (including Channel Islands) . . .	117,565	235,158	220,300	292,471	345,084	1,76,236	2,50,848	2,21,069	3,01,908	3,56,305
Other British Possessions	198	60	285	20
TOTAL BRITISH EMPIRE . . .	117,565	235,158	220,300	292,664	345,144	1,76,236	2,50,848	2,21,069	3,02,193	3,56,325
Germany . . .	64,213	18,988	10,068	17,239	33,411	46,588	18,860	6,345	8,683	8,078
France . . .	907	16,594	121,579	110,242	82,056	923	12,331	90,787	75,086	58,217
Italy (including Fiume) . . .	927	13,004	..	670	900	998	9,665	..	669	667
Austria . . .	2,570	17,145	8,053	12,327
Czechoslovakia . . .	4,066	16,980	384	2,024	..	3,666	15,561	453	1,284	..
Japan	6,383	20,010	56,608	6,072	14,076	32,512
United States of America— Via Atlantic Coast . . .	221,641	120,249	330,080	146,586	204,730	1,25,905	84,163	90,581	78,107	81,452
Other Foreign Countries . . .	5,360	585	..	2,431	3,396	5,044	453	..	1,880	2,167
TOTAL FOREIGN COUNTRIES . . .	299,684	205,495	468,294	399,162	331,101	1,86,242	1,53,860	1,93,238	1,79,795	1,83,098
Share of Bengal . . .	74,429	98,947	108,325	137,292	124,513	91,099	99,455	1,03,406	1,19,040	1,02,965
„ Bombay . . .	147,337	203,350	194,363	263,412	348,323	1,54,455	1,97,982	1,76,891	2,36,169	2,75,169
„ Sind . . .	172,125	115,829	330,063	137,292	186,448	77,009	78,660	80,280	84,387	69,565
„ Madras . . .	10,226	10,309	36,231	42,977	53,947	29,037	17,824	33,034	33,250	50,351
„ Burma . . .	13,132	11,818	19,612	11,023	12,909	19,373	11,437	20,916	10,677	10,983
TOTAL . . .	417,240	440,653	688,594	591,816	726,246	3,62,478	4,04,700	4,14,307	4,81,923	5,39,413
Manufactures (excluding boots and shoes and belling for machinery)—										
Bags and trunks (III. I)—	Cwts.	Cwts.	Cwts.	Cwts.	Cwts.					
United Kingdom (including Channel Islands) . . .	149	120	133	195	412	44,356	68,370	41,959	57,747	56,129
Hongkong . . .	39	23	12	13	2	5,589	3,325	1,699	1,050	426
Other British Possessions . . .	4	6	4	3	3	1,966	1,966	1,455	832	503
TOTAL BRITISH EMPIRE . . .	192	149	149	211	417	52,511	68,601	45,113	60,629	57,060
Germany . . .	34	42	25	48	44	15,401	18,454	11,338	21,147	19,357
Italy (including Fiume) . . .	4	..	1	2	13	1,688	..	512	1,001	6,948
Japan . . .	23	10	27	170	282	9,260	3,519	18,053	47,083	53,567
Other Foreign Countries . . .	19	15	9	16	8	6,370	5,050	2,135	6,378	5,254
TOTAL FOREIGN COUNTRIES . . .	80	67	62	236	297	33,119	27,023	27,036	75,609	85,126
Share of Bengal . . .	43	39	44	127	372	13,737	14,304	25,236	47,209	33,338
„ Bombay . . .	108	109	117	223	267	38,392	47,495	31,474	57,727	55,601
„ Sind . . .	33	33	20	30	23	3,412	21,596	5,766	11,973	3,318
„ Madras . . .	10	9	7	32	34	6,066	6,162	3,297	9,151	7,353
„ Burma . . .	73	36	23	35	13	13,783	6,267	6,378	9,173	3,174
TOTAL . . .	272	216	211	447	714	85,980	96,714	72,151	1,35,238	1,42,186

ARTICLES, AND COUNTRIES OF CONSIGNMENT; ALSO SHARE OF EACH PROVINCE	QUANTITY					VALUE				
	1930-31	1931-32	1932-33	1933-34	1934-35	1930-31	1931-32	1932-33	1933-34	1934-35
Leather—continued						R	R	Rs	R	R
<i>Manufactures (excluding boots and shoes and belting for machinery)—continued</i>										
Pickers (III. I)—	Cwts.	Cwts.	Cwts.	Cwts.	Cwts.					
United Kingdom (including Channel Islands)	2,721	2,425	2,673	2,868	3,502	8,69,964	8,76,571	4,07,140	4,23,721	5,21,311
Germany	46	125	94	66	15	7,538	18,249	14,210	9,232	2,411
Netherlands	346	278	375	160	460	61,956	49,402	61,373	26,943	72,411
France	17	19	59	42	22	2,555	2,444	7,366	5,190	2,011
Austria	36	87	87	85	24	5,314	4,956	5,723	12,623	3,611
Czechoslovakia	17	32	13	58	46	2,622	4,662	1,906	5,751	6,211
Other Foreign Countries	7	37	31	63	17	1,414	5,029	4,388	6,910	3,211
TOTAL FOREIGN COUNTRIES	469	528	609	474	590	81,203	84,742	94,916	66,658	89,711
Share of Bengal	1,416	431	554	683	436	1,44,100	72,931	30,303	94,166	60,411
„ Bombay	1,744	2,471	2,728	2,659	3,656	3,07,067	3,37,460	4,21,353	3,95,213	5,59,711
„ Burma	1	879
TOTAL	3,190	2,953	3,282	3,342	4,092	4,51,167	4,61,313	5,02,056	4,90,379	6,11,039
Picking bands and straps (III. I)	Cwts.	Cwts.	Cwts.	Cwts.	Cwts.					
United Kingdom (including Channel Islands)	1,730	1,936	2,137	1,469	1,611	4,29,734	4,26,100	4,58,738	3,19,621	3,48,791
Other British Possessions	5	899
TOTAL BRITISH EMPIRE	1,730	1,936	2,142	1,469	1,611	4,29,734	4,26,100	4,59,627	3,19,621	3,48,791
Germany	135	182	169	64	110	33,228	29,123	44,723	17,159	25,181
Netherlands	430	544	511	298	333	1,02,445	1,16,822	1,11,509	66,267	75,531
Belgium	94	45	101	210	217	21,013	10,342	36,220	35,461	37,313
France	622	625	694	1,092	1,409	1,25,796	1,18,059	1,44,747	2,17,772	2,80,534
Italy (including Fiume)	1	29	18	1	10	295	6,207	3,619	216	2,166
Czechoslovakia	1	29	31	20	54	162	4,417	4,882	2,830	7,421
Other Foreign Countries	21	36	47	28	46	5,253	7,592	7,589	5,210	5,970
TOTAL FOREIGN COUNTRIES	1,504	1,490	1,661	1,713	2,169	2,88,192	2,92,561	3,53,439	3,44,905	4,57,071
Share of Bengal	783	575	564	479	478	1,69,695	1,02,935	1,00,795	94,794	89,354
„ Bombay	2,463	2,851	3,239	2,792	3,301	5,45,730	6,15,474	7,11,919	5,69,432	6,95,446
„ Sind	111
„ Madras	3	2,061	35	18
„ Burma	1	1	440	317	334	300	411
TOTAL	3,334	3,426	3,803	3,182	3,780	7,17,926	7,18,661	8,13,116	6,64,526	7,86,321
Roller skins (III. I)—	Cwts.	Cwts.	Cwts.	Cwts.	Cwts.					
United Kingdom (including Channel Islands)	1,166	719	598	490	676	6,94,924	6,80,106	5,86,694	4,56,420	6,63,966
Germany	8	19	27	55	22	3,135	16,749	27,310	39,538	15,820
France	1	1	1	..	5	845	593	811	1,164	8,091
United States of America—										
Via Atlantic Coast	7	3	5	3	..	6,363	2,463	4,642	2,434
Other Foreign Countries	5	9	..	1	10	3,219	8,438	1,439	600	6,161
TOTAL FOREIGN COUNTRIES	9	36	31	61	40	7,199	32,138	32,023	46,144	32,506
Share of Bengal	27	47	36	39	44	31,355	42,715	32,032	35,983	33,551
„ Bombay	1,148	708	593	512	672	6,69,368	6,69,629	6,35,685	4,66,532	5,63,620
TOTAL	1,175	755	629	551	716	7,01,223	7,12,344	6,68,717	6,02,564	5,97,171

No. 10—continued

ARTICLES, AND COUNTRIES OF CONSIGNMENT; ALSO TABLE OF EACH PROVINCE	QUANTITY					VALUE				
	1930-31	1931-32	1932-33	1933-34	1934-35	1930-31	1931-32	1932-33	1933-34	1934-35
<i>Other—continued</i>						R	R	R	R	R
<i>Manufactures (excluding boots and shoes and belting for machinery)—continued</i>										
<i>Saddlery and Harness (III. I)—</i>	<i>Cwts.</i>	<i>Cwts.</i>	<i>Cwts.</i>	<i>Cwts.</i>	<i>Cwts.</i>					
United Kingdom (including Channel Islands)	139	123	118	64	89	63,466	51,380	30,732	20,551	56,713
Commonwealth of Australia	9	26	8	11	19	4,253	11,388	2,520	4,570	8,500
Other British Possessions	1	..	2	..	1	852	96	220	..	110
TOTAL BRITISH EMPIRE	149	149	128	75	109	73,671	62,814	33,472	25,121	65,413
TOTAL FOREIGN COUNTRIES	10	1	6	2	18	1,651	1,073	2,071	1,213	1,564
<i>Share of Bengal</i>	<i>73</i>	<i>46</i>	<i>28</i>	<i>23</i>	<i>32</i>	<i>23,311</i>	<i>14,509</i>	<i>9,380</i>	<i>9,393</i>	<i>3,374</i>
„ <i>Bombay</i>	<i>93</i>	<i>79</i>	<i>82</i>	<i>37</i>	<i>69</i>	<i>36,657</i>	<i>34,550</i>	<i>26,401</i>	<i>18,490</i>	<i>51,004</i>
„ <i>Sind</i>	<i>11</i>	<i>11</i>	<i>11</i>	<i>8</i>	<i>6</i>	<i>5,558</i>	<i>9,328</i>	<i>1,753</i>	<i>2,643</i>	<i>2,907</i>
„ <i>Madras</i>	<i>19</i>	<i>9</i>	<i>2</i>	<i>4</i>	<i>6</i>	<i>4,849</i>	<i>2,753</i>	<i>1,006</i>	<i>1,273</i>	<i>1,510</i>
„ <i>Burma</i>	<i>8</i>	<i>5</i>	<i>6</i>	<i>5</i>	<i>10</i>	<i>4,317</i>	<i>2,247</i>	<i>3,023</i>	<i>3,595</i>	<i>3,132</i>
TOTAL	209	160	129	77	122	75,222	63,957	41,543	35,334	60,977
<i>Other sorts (III. I)—</i>	<i>Cwts.</i>	<i>Cwts.</i>	<i>Cwts.</i>	<i>Cwts.</i>	<i>Cwts.</i>					
United Kingdom (including Channel Islands)	6,493	6,516	13,277	11,012	13,711	4,19,932	3,88,390	4,35,581	3,47,746	3,81,950
Hongkong	14	40	10	10	2	3,591	5,588	2,176	1,195	1,323
Other British Possessions	75	19	5	36	18	7,154	2,419	1,512	3,494	2,102
TOTAL BRITISH EMPIRE	6,582	6,575	13,292	11,058	13,731	4,30,587	3,96,397	4,39,269	3,52,435	3,85,380
Germany	1,845	3,328	1,905	294	336	48,200	63,132	65,013	37,075	61,364
Netherlands	189	53	98	18	8	16,788	2,682	5,516	3,048	586
Italy (including Fiume)	10	388	30	42	113	2,072	7,048	7,557	24,197
Austria	95	14	107	49	71	10,268	2,990	976	3,663	3,642
Czechoslovakia	12	..	3	22	..	1,007	547	1,773	10,263
Japan	86	71	293	1,027	982	24,747	18,244	65,891	1,48,928	1,32,514
United States of America—										
<i>Via Atlantic Coast</i>	16,509	10,823	11,484	479	375	3,01,020	1,92,752	1,47,231	40,105	66,833
<i>„ Pacific „</i>	1	3	1	..	5	13	1,052	147
Other Foreign Countries	126	43	86	429	74	5,748	5,378	12,171	10,511	6,290
TOTAL FOREIGN COUNTRIES	18,850	14,854	15,105	2,332	1,886	4,06,883	2,88,262	2,94,401	2,54,612	3,05,636
<i>Share of Bengal</i>	<i>6,274</i>	<i>5,659</i>	<i>12,594</i>	<i>11,203</i>	<i>13,408</i>	<i>3,70,268</i>	<i>2,68,151</i>	<i>3,44,584</i>	<i>2,69,100</i>	<i>3,95,271</i>
„ <i>Bombay</i>	<i>13,445</i>	<i>15,509</i>	<i>15,473</i>	<i>1,303</i>	<i>1,526</i>	<i>3,73,793</i>	<i>3,44,700</i>	<i>3,00,688</i>	<i>2,52,650</i>	<i>2,10,958</i>
„ <i>Sind</i>	<i>48</i>	<i>72</i>	<i>69</i>	<i>72</i>	<i>132</i>	<i>14,164</i>	<i>21,743</i>	<i>20,374</i>	<i>20,062</i>	<i>23,270</i>
„ <i>Madras</i>	<i>453</i>	<i>41</i>	<i>49</i>	<i>61</i>	<i>319</i>	<i>27,324</i>	<i>12,633</i>	<i>13,330</i>	<i>15,246</i>	<i>16,133</i>
„ <i>Burma</i>	<i>212</i>	<i>143</i>	<i>313</i>	<i>241</i>	<i>132</i>	<i>51,921</i>	<i>37,433</i>	<i>54,894</i>	<i>49,979</i>	<i>40,536</i>
TOTAL	25,433	21,420	28,397	13,390	15,617	8,37,470	6,84,650	7,33,670	6,07,047	6,91,216
<i>Total Leather manufac- tures (excluding boots and shoes and belting for machinery)—</i>	<i>Cwts.</i>	<i>Cwts.</i>	<i>Cwts.</i>	<i>Cwts.</i>	<i>Cwts.</i>					
United Kingdom (including Channel Islands)	12,448	11,839	18,986	16,008	20,001	20,27,078	19,85,867	19,16,344	16,34,808	19,28,813
Hongkong	58	63	22	23	4	9,150	8,913	3,875	2,245	1,766
Commonwealth of Australia	77	39	4	39	23	6,393	12,167	3,875	6,473	9,046
Other British Possessions	12	12	15	11	18	7,770	3,712	3,721	2,418	2,247
TOTAL BRITISH EMPIRE	12,590	11,953	18,977	16,171	20,046	20,50,891	20,10,679	19,27,315	16,46,947	19,41,874

GENERAL IMPORTS

(192)

No. 10—continued

ARTICLES, AND COUNTRIES OF CONSIGNMENT; ALSO SHARE OF EACH PROVINCE	QUANTITY					VALUE				
	1930-31	1931-32	1932-33	1933-34	1934-35	1930-31	1931-32	1932-33	1933-34	1934-35
	Owts.	Owts.	Owts.	Owts.	Owts.	R	R	R	R	R
Leather—continued										
Total Leather manufactures (excluding boots and shoes and belting for machinery)—continued										
Germany	2,073	4,196	2,225	529	537	1,07,988	1,45,894	1,63,570	1,25,679	1,23,500
Netherlands	955	885	954	476	796	1,81,199	1,71,598	1,78,409	98,253	1,34,000
Belgium	28	74	968	221	283	21,998	14,476	41,575	37,888	40,000
France	860	650	760	1,165	1,444	1,33,593	1,24,844	1,54,970	2,30,499	2,00,000
Italy (including Fiume)	8	43	402	40	65	3,131	11,682	11,374	10,008	22,000
Austria	141	52	146	133	101	19,074	8,414	7,109	18,025	18,000
Czechoslovakia	18	78	44	81	124	2,684	10,030	7,385	10,359	24,000
Japan	112	103	360	1,255	1,329	35,274	26,908	76,166	2,02,580	1,94,000
United States of America—										
Via Atlantic Coast	16,516	10,836	11,487	487	879	2,04,376	2,01,733	1,50,989	46,228	69,000
" Pacific "	1	8	1	..	5	13	1,052	1,000
Other Foreign Countries	131	64	132	423	96	9,230	10,670	12,423	11,120	6,400
TOTAL FOREIGN COUNTRIES	20,922	16,976	17,474	4,818	4,905	8,18,547	7,25,799	8,03,939	7,89,141	9,51,000
Share of Bengal	8,831	6,837	13,330	13,559	14,170	7,53,466	5,15,496	5,92,810	5,69,374	6,24,000
" Bombay	24,076	21,737	22,231	7,941	9,491	19,71,937	20,99,203	20,37,420	17,81,104	21,56,000
" Sind	92	116	100	110	310	23,124	22,167	27,893	24,623	29,000
" Madras	433	69	68	97	359	40,840	21,572	17,651	21,875	25,000
" Burma	298	190	212	282	311	75,481	67,036	64,479	63,059	47,000
TOTAL	33,512	28,929	36,451	20,989	25,041	28,68,938	27,36,478	27,31,258	24,35,028	28,53,000
Total value of Leather—										
United Kingdom (including Channel Islands)	—	—	—	—	—	25,48,913	25,06,742	23,92,662	22,46,505	25,89,000
Ceylon (excluding Maldives)	—	—	—	—	—	52,478	39,884	11,986	9,926	2,000
Straits Settlements	—	—	—	—	—	10,630	2,834	17,511	1,380	7,400
Hongkong	—	—	—	—	—	9,150	9,913	3,875	2,345	9,000
Tanganyika Territory	—	—	—	—	—	10	27,000
Canada—										
Via Atlantic Coast	—	—	—	—	—	3,833	4,713	5,493	3,344	6,000
" Pacific "	—	—	—	—	—	..	437
Commonwealth of Australia	—	—	—	—	—	7,908	15,169	3,534	9,657	12,000
Other British Possessions	—	—	—	—	—	5,487	2,768	2,156	946	1,000
TOTAL BRITISH EMPIRE	—	—	—	—	—	26,36,599	25,81,454	24,42,222	22,74,608	26,53,000
Germany	—	—	—	—	—	2,79,505	3,89,997	5,75,467	5,82,143	9,86,000
Netherlands	—	—	—	—	—	1,99,438	1,96,359	2,15,196	1,10,121	1,67,000
Belgium	—	—	—	—	—	22,032	14,510	45,055	44,969	50,000
France	—	—	—	—	—	1,50,974	1,49,992	2,61,507	3,13,213	2,58,000
Switzerland	—	—	—	—	—	4,608	4,273	6,403	2,723	3,100
Italy (including Fiume)	—	—	—	—	—	7,058	54,467	50,306	1,29,378	1,23,000
Austria	—	—	—	—	—	23,213	29,183	15,276	32,213	39,000
Hungary	—	—	—	—	—	50,076	69,969	65,000
Czechoslovakia	—	—	—	—	—	22,247	43,494	34,062	60,773	83,000
Iraq	—	—	—	—	—	3,260	980	1,791	7,693	4,200
Iran	—	—	—	—	—	2,513	1,920	3,751	744	2,400
China (exclusive of Hongkong and Macao)	—	—	—	—	—	7,032	3,972	10,541	5,130	9,700
Japan	—	—	—	—	—	37,545	27,173	82,233	2,16,686	2,30,000
United States of America—										
Via Atlantic Coast	—	—	—	—	—	14,25,041	10,27,453	10,98,116	8,38,032	9,77,000
" Pacific "	—	—	—	—	—	..	5	13	1,052	1,000
Other Foreign Countries	—	—	—	—	—	4,383	9,213	3,746	4,782	2,000
TOTAL FOREIGN COUNTRIES	—	—	—	—	—	21,39,394	19,84,001	25,06,443	22,78,781	27,65,000

No. 10—continued

ARTICLES, AND COUNTRIES OF CONSIGNMENT; ALSO SHARE OF EACH PROVINCE	QUANTITY					VALUE				
	1930-31	1931-32	1932-33	1933-34	1934-35	1930-31	1931-32	1932-33	1933-34	1934-35
Leather—concluded										
<i>Total Value of Leather—contd.</i>						B	B	B	B	B
Share of Bengal	—	—	—	—	—	14,18,732	10,39,808	12,44,946	13,43,892	14,46,302
" Bombay	—	—	—	—	—	27,74,503	30,95,094	32,07,521	33,00,784	34,00,417
" Sind	—	—	—	—	—	2,00,121	1,80,743	1,60,322	1,44,547	2,07,101
" Madras	—	—	—	—	—	2,70,328	1,25,007	1,22,522	1,08,110	1,22,271
" Burma	—	—	—	—	—	1,84,022	93,445	1,47,432	1,30,021	1,61,131
TOTAL	—	—	—	—	—	48,27,902	45,45,455	49,49,665	49,63,234	54,19,182
Liquors, including denatured and Perfumed Spirits—										
<i>Alc, beer and porter—</i>										
<i>Alc and Beer (in Bottle) (I. D)—</i>	Gals.	Gals.	Gals.	Gals.	Gals.					
United Kingdom (including Channel Islands)	1,212,279	1,024,322	1,162,598	1,139,483	1,163,745	34,73,253	26,20,316	29,04,751	28,26,517	28,71,198
Malta and Gozo	1,475	8,480	2,086	620	..	2,342	13,290	3,242	975
Straits Settlements	187	196	111	438	3,786	626	740	454	1,427	7,960
Commonwealth of Australia	11,039	8,036	9,415	11,053	13,212	30,698	24,793	26,155	30,695	30,988
Other British Possessions	26	428	187	636	1,584	155	1,412	440	1,035	2,261
TOTAL BRITISH EMPIRE	1,224,541	1,034,952	1,180,721	1,153,696	1,182,947	35,10,762	26,49,608	29,45,090	28,63,516	29,19,777
Denmark	14,650	24,206	21,290	22,136	30,509	36,975	60,595	52,215	50,934	78,304
Germany	893,160	550,039	505,074	373,333	304,048	25,11,272	14,56,322	14,24,922	10,53,068	9,80,613
Netherlands	359,143	327,350	267,925	301,606	404,131	7,30,543	6,16,333	5,67,233	6,32,353	8,48,500
Belgium	4,532	28,361	2,900	1,042	2,184	3,133	45,275	6,235	1,744	4,142
Italy (including Fiume)	1,393	5,910	947	915	234	2,836	12,074	2,052	1,799	497
Austria	1,176	12,432	1,361	857	8	2,318	23,460	2,490	372	22
China (exclusive of Hong- Kong and Macao)	38	1,521	9,629	10,691	..	153	1,530	10,125	12,850
Japan	277,926	259,593	415,654	525,460	486,253	4,56,500	3,82,334	4,41,013	5,04,134	5,19,161
United States of America—										
<i>Via Atlantic Coast</i>	147	..	123	1,727	..	891	..	464	5,414
" <i>Pacific</i> "	5	1,043	8	3,655
Other Foreign Countries	1,155	2,243	5,173	1,330	1,243	3,773	6,739	12,454	3,161	2,437
TOTAL FOREIGN COUNTRIES	1,553,140	1,210,344	1,221,855	1,235,991	1,303,181	37,62,405	26,04,166	25,10,299	22,58,197	24,50,656
Share of Bengal	763,720	560,014	636,573	597,673	691,223	13,73,451	12,26,551	14,13,363	11,95,750	13,37,656
" Bombay	799,899	763,216	537,793	356,720	314,912	18,36,372	15,33,537	16,41,960	16,40,901	16,46,650
" Sind	314,051	225,055	245,164	280,435	235,226	9,94,722	5,36,731	6,37,268	7,20,930	3,23,737
" Madras	301,025	230,027	309,245	233,866	233,469	7,34,306	6,13,722	6,33,259	6,36,175	7,47,912
" Burma	595,216	418,274	373,321	371,133	306,133	17,19,356	12,22,123	10,74,534	9,37,907	7,64,473
TOTAL	2,777,631	2,245,296	2,402,596	2,389,667	2,438,123	72,63,167	52,53,769	54,55,839	51,21,713	53,70,438
Alc and Beer (in Bulk) (I. D)—										
United Kingdom (including Channel Islands)	1,627,220	1,322,339	1,159,671	932,363	974,776	22,72,049	17,95,736	16,44,755	13,20,784	12,91,199
Other British Possessions	535	8	1,185	24	..
TOTAL BRITISH EMPIRE	1,627,220	1,322,339	1,160,206	932,371	974,776	22,72,049	17,95,736	16,45,940	13,20,808	12,91,199
Denmark	55	60	632	770	3,916	240	100	1,466	1,492	11,613
Germany	5,235	4,554	1,933	2,100	371	10,330	26,055	5,893	6,126	729
Netherlands	9,133	13,400	13,649	6,150	6,799	13,592	27,343	27,260	13,450	16,593
Belgium	11,354	10,272	11,253	3,149	7,430	33,197	37,009	36,435	27,171	24,365
Czechoslovakia	459	230	502	2,004	..	1,323	773	1,326	6,493	..
Other Foreign Countries	1,094	290	279	4	..	2,331	490	1,014	2
TOTAL FOREIGN COUNTRIES	26,241	29,070	28,314	19,452	13,570	64,197	93,666	73,420	55,741	53,305

ARTICLES, AND COUNTRIES OF CONSIGNMENT; ALSO SHARE OF EACH PROVINCE	QUANTITY					VALUE				
	1930-31	1931-32	1932-33	1933-34	1934-35	1930-31	1931-32	1932-33	1933-34	1934-35
Liquors, including denatured and Perfumed Spirits—continued										
Ale, beer and porter—continued										
Ale and Beer (in Bulk) (I. D.)—continued,	Gals.	Gals.	Gals.	Gals.	Gals.	R	R	R	R	R
Share of Bengal	397,623	377,137	369,331	300,945	186,004	3,82,591	3,38,700	3,37,836	2,98,794	2,70,340
„ Bombay	674,139	441,446	335,158	263,358	230,326	64,037	5,07,517	4,43,677	3,10,040	3,11,312
„ Sind	527,905	404,316	363,965	312,039	369,866	9,76,111	7,34,426	6,32,292	5,35,632	6,22,300
„ Madras	227,959	189,044	182,660	176,333	163,337	2,33,450	2,24,079	2,33,174	2,21,522	2,12,310
„ Burma	25,830	40,326	30,355	9,748	23,324	30,057	44,670	22,302	10,551	37,343
TOTAL	1,653,461	1,362,059	1,183,570	951,823	993,846	28,86,246	18,89,402	17,19,860	13,76,540	13,45,004
Stout and Porter (in Bottle) (I. D.)—	Gals.	Gals.	Gals.	Gals.	Gals.					
United Kingdom (including Channel Islands)	140,378	109,261	104,334	93,958	98,932	5,81,071	4,44,200	3,98,609	3,62,091	3,64,714
Other British Possessions	61	78	494	1,360	518	273	248	1,217	2,193	982
TOTAL BRITISH EMPIRE	140,439	109,339	104,778	100,328	99,450	5,81,344	4,44,448	3,99,826	3,64,284	3,65,696
TOTAL FOREIGN COUNTRIES	2,547	1,271	1,781	909	1,497	6,975	4,100	4,281	2,123	2,602
Share of Bengal	36,950	26,357	24,333	21,341	24,790	1,22,608	80,376	35,621	74,669	84,411
„ Bombay	38,316	29,957	24,000	20,307	31,125	1,49,398	1,16,204	1,35,792	1,17,063	1,24,323
„ Sind	18,407	14,972	13,781	14,213	13,427	74,420	67,435	62,135	57,716	56,371
„ Madras	7,972	6,680	7,021	10,016	10,023	30,270	26,085	25,041	23,966	21,214
„ Burma	42,325	32,639	26,704	26,255	21,502	2,10,723	1,55,743	1,04,418	83,008	69,441
TOTAL	142,971	110,605	106,559	101,152	100,042	5,88,019	4,48,549	4,04,057	3,66,412	3,63,590
Stout and Porter (in Bulk) (I. D.)—	Gals.	Gals.	Gals.	Gals.	Gals.					
United Kingdom (including Channel Islands)	35,996	16,802	20,012	13,184	12,285	42,322	20,645	25,191	12,919	12,100
TOTAL FOREIGN COUNTRIES	6	..	18	27	..	23
Share of Bengal	1,566	2,303	3,002	2,360	2,303	1,429	2,372	4,069	2,345	2,441
„ Bombay	23,292	2,574	13,773	6,244	5,905	25,273	9,797	14,221	5,609	6,211
„ Sind	4,722	3,900	2,440	2,800	3,300	9,850	7,176	3,900	4,270	5,711
„ Madras	1,312	520	303	520	173	5,197	300	2,966	965	771
TOTAL	36,002	16,802	20,025	13,184	12,285	42,349	20,345	25,216	13,919	15,123
Total Ale, beer and porter—	Gals.	Gals.	Gals.	Gals.	Gals.					
United Kingdom (including Channel Islands)	3,016,808	2,478,274	2,446,585	2,182,993	2,249,788	63,68,725	48,80,897	49,78,306	45,23,311	45,42,301
Malta and Goso	9	1,475	16,886	3,069	1,075	8	2,342	14,143	4,627	1,731
Straits Settlements	234	200	112	423	3,736	680	762	464	1,423	7,941
Commonwealth of Australia	11,039	8,037	9,465	11,827	13,235	36,098	24,793	26,354	21,432	27,111
Other British Possessions	38	491	753	787	1,586	166	1,643	1,781	1,944	2,671
TOTAL BRITISH EMPIRE	3,028,131	2,488,477	2,466,787	2,199,614	2,269,453	64,06,477	49,10,492	50,16,047	45,62,792	45,91,354
Denmark	14,705	24,536	22,002	22,908	34,639	27,215	61,536	53,850	52,416	53,111
Germany	896,436	554,593	507,057	375,638	365,419	25,22,123	14,82,377	14,32,591	10,59,744	9,83,401
Netherlands	869,237	841,534	282,211	308,304	411,035	7,46,714	6,46,024	5,96,008	6,47,218	8,63,371
Belgium	15,886	33,633	14,158	9,191	9,664	46,380	32,234	42,770	28,015	29,001
Italy (including Trieste)	1,398	6,460	1,237	915	234	2,386	18,958	2,542	1,729	491
Austria	1,176	12,976	1,361	857	8	2,313	23,967	2,490	372	21

No. 10—continued

ARTICLES, AND COUNTRIES OF CONSIGNMENT; ALSO SHARE OF EACH PROVINCE	QUANTITY					VALUE				
	1930-31	1931-32	1932-33	1933-34	1934-35	1930-31	1931-32	1932-33	1933-34	1934-35
<i>Liquors, including denatured and Fermented Spirits—continued</i>						R	R	R	R	R
<i>Total Ale, beer and porter— continued</i>	Gals.	Gals.	Gals.	Gals.	Gals.					
Czechoslovakia	469	1,120	1,618	2,012	80	1,338	2,659	4,544	6,522	161
China (exclusive of Hongkong and Macao)	58	1,521	9,629	10,691	..	158	1,580	10,125	12,850
Japan	279,387	259,594	416,966	525,621	487,085	4,60,127	8,82,840	4,41,868	5,04,332	6,20,429
United States of America—										
<i>Via Atlantic Coast</i>	179	..	122	1,727	..	408	..	464	5,414
<i>" Pacific Coast</i>	5	1,048	8	3,655
Other Foreign Countries	1,240	1,552	4,238	1,511	1,168	4,188	5,691	10,233	3,886	2,812
TOTAL FOREIGN COUNTRIES	1,591,984	1,241,285	1,251,968	1,256,212	1,823,248	38,23,304	27,01,982	25,87,075	29,15,601	25,07,354
<i>Share of Bengal</i>	1,101,664	866,306	926,238	822,824	904,424	22,35,079	17,68,605	18,95,833	16,72,058	17,45,612
<i>" Bombay</i>	1,440,748	1,244,193	1,241,326	1,147,829	1,102,338	27,26,680	21,72,755	22,35,718	20,73,512	20,88,874
<i>" Sind</i>	865,096	648,143	639,450	609,597	672,428	20,55,163	13,75,772	13,26,637	13,19,198	14,08,141
<i>" Madras</i>	533,339	476,281	499,804	470,035	562,592	11,03,823	3,63,686	9,44,440	8,82,359	9,95,466
<i>" Burma</i>	664,071	489,839	420,881	406,141	351,009	10,60,036	14,31,546	12,01,344	10,31,466	3,61,733
TOTAL	4,610,115	3,724,762	3,717,760	3,455,826	3,592,701	1,02,29,781	76,12,864	70,04,022	68,78,598	70,99,218
<i>Cider and other fermented Liquors (I. D)—</i>	Gals.	Gals.	Gals.	Gals.	Gals.					
United Kingdom (including Channel Islands)	8,087	7,050	7,472	8,993	12,170	45,585	38,901	87,888	43,678	54,668
Other British Possessions	2	26	..
TOTAL BRITISH EMPIRE	8,087	7,050	7,472	8,995	12,170	45,585	38,901	87,888	43,704	54,668
TOTAL FOREIGN COUNTRIES	161	105	813	50	6	612	486	1,387	228	60
<i>Share of Bengal</i>	2,328	2,446	2,024	1,927	3,321	12,395	12,218	10,554	8,357	13,722
<i>" Bombay</i>	1,338	1,384	1,891	2,000	2,740	10,040	6,971	9,051	9,379	11,761
<i>" Sind</i>	2,351	1,653	2,442	2,361	3,193	14,257	10,936	12,998	15,341	16,644
<i>" Madras</i>	1,229	1,143	845	1,664	2,168	6,286	6,101	3,931	6,903	9,664
<i>" Burma</i>	607	524	483	523	754	3,319	3,167	2,721	3,052	3,937
TOTAL	8,248	7,155	7,785	9,045	12,176	46,197	39,387	39,255	43,932	4,728
<i>Spirit— Brandy (I. D)—</i>	Gals.	Gals.	Gals.	Gals.	Gals.					
United Kingdom (including Channel Islands)	6,753	2,121	2,498	2,401	3,865	1,83,195	72,647	69,868	86,472	95,601
Ceylon (excluding Maldives)	52	43	62	127	536	456	532	719	1,488	5,289
Other British Possessions	81	41	219	521	818	1,402	1,019	3,107	5,423	3,227
TOTAL BRITISH EMPIRE	6,886	2,207	2,779	3,049	3,719	1,85,053	74,198	73,194	95,338	1,04,977
Germany	19,044	5,672	3,459	2,741	2,442	1,08,525	36,228	26,241	23,292	20,562
Netherlands	979	567	189	16	874	5,813	3,219	686	845	3,028
France	818,938	144,214	107,434	112,367	110,022	26,16,161	17,61,754	15,66,019	16,71,702	17,97,688
Other Foreign Countries	1,061	425	110	408	286	3,888	5,826	2,312	7,240	4,680
TOTAL FOREIGN COUNTRIES	840,022	150,878	111,142	115,532	119,684	27,26,387	18,07,037	15,95,259	17,02,579	18,16,802
<i>Share of Bengal</i>	70,480	35,790	16,504	19,130	21,285	9,08,629	5,05,630	3,03,855	3,52,809	3,95,332
<i>" Bombay</i>	109,325	49,104	40,765	45,216	44,463	11,33,680	5,68,993	5,56,370	6,45,545	6,72,828
<i>" Sind</i>	49,661	22,930	20,546	21,212	20,515	6,96,016	3,36,823	3,36,863	3,04,333	3,37,907
<i>" Madras</i>	58,171	25,244	20,025	20,368	22,599	6,22,379	2,31,266	2,37,807	2,47,626	2,21,383
<i>" Burma</i>	63,371	20,017	16,021	12,607	14,850	6,62,736	2,38,533	2,34,558	1,87,254	2,34,122
TOTAL	346,908	153,085	113,921	118,581	123,403	29,21,440	18,81,235	16,68,458	17,97,917	19,21,180
<i>Gin (I. D)—</i>	Gals.	Gals.	Gals.	Gals.	Gals.					
United Kingdom (including Channel Islands)	116,855	74,706	82,195	86,122	88,655	10,60,110	6,68,094	7,06,175	7,64,598	7,74,162
Other British Possessions	152	74	62	27	13	1,583	650	776	615	814
TOTAL BRITISH EMPIRE	116,507	74,780	82,257	86,149	88,668	10,61,693	6,68,744	7,06,951	7,65,213	7,74,976

GENERAL IMPORTS

(196)

- No. 10—continued

ARTICLES, AND COUNTRIES OF CONSIGNMENT; ALSO SHARE OF EACH PROVINCE	QUANTITY					VALUE				
	1930-31	1931-32	1932-33	1933-34	1934-35	1930-31	1931-32	1932-33	1933-34	1934-35
Liquors, including denatured and Perfumed Spirits—continued										
Spirits—continued										
Gin (I. D)—contd.	Gals.	Gals.	Gals.	Gals.	Gals.	Rs	Rs	Rs	Rs	Rs
Netherlands	9,526	5,742	3,543	4,140	3,795	68,191	44,115	32,323	33,779	31,111
Other Foreign Countries	715	402	278	332	193	5,999	3,500	2,472	3,432	1,111
TOTAL FOREIGN COUNTRIES	10,241	6,144	3,821	4,472	3,988	74,190	47,615	34,795	37,211	32,222
Share of Bengal	39,422	27,621	23,021	23,917	29,934	2,30,022	2,23,320	2,27,503	2,23,324	2,40,111
" Bombay	34,327	19,327	25,446	24,373	24,997	3,07,719	1,70,612	2,26,091	2,17,372	2,34,111
" Sind	25,434	14,188	17,035	19,503	21,015	2,72,927	1,47,359	1,55,541	1,91,203	1,94,111
" Madras	17,448	12,323	3,427	11,475	11,769	1,33,850	1,00,722	73,023	99,209	1,01,111
" Burma	10,059	7,447	7,022	8,362	6,395	25,225	64,248	59,533	55,675	41,111
TOTAL	126,748	80,926	66,078	69,690	62,661	11,35,983	7,16,859	7,41,746	7,07,874	8,07,111
Liquors (I. D)—	Gals.	Gals.	Gals.	Gals.	Gals.					
United Kingdom (including Channel Islands)	2,475	5,047	2,376	2,376	4,457	84,423	74,243	69,427	74,743	1,12,111
British West India Islands (excluding Bahamas)				12	263				315	5,111
Other British Possessions	86	1,304	20	11	18	1,300	5,312	324	191	1,111
TOTAL BRITISH EMPIRE	2,561	6,351	2,396	2,387	4,738	85,723	79,555	69,751	75,249	1,13,111
Denmark	1,108	298	341	351	522	22,578	6,227	7,380	7,206	10,111
Germany	639	245	236	427	331	11,622	5,035	5,785	3,722	2,111
Netherlands	157	174	134	319	245	2,603	2,512	1,612	5,276	4,111
France	7,753	4,039	3,322	4,769	4,343	1,08,095	63,245	60,563	65,577	67,111
United States of America—										
Via Atlantic Coast	476	729	637	568	497	16,970	25,799	23,753	19,043	15,111
Other Foreign Countries	325	165	172	173	223	5,719	3,122	2,169	2,319	4,111
TOTAL FOREIGN COUNTRIES	10,568	5,650	5,352	6,012	6,222	1,67,603	1,07,312	1,08,168	1,29,213	1,31,111
Share of Bengal	7,941	4,392	4,090	4,462	5,525	1,41,667	1,16,114	1,07,305	1,12,160	1,55,111
" Bombay	2,532	1,355	1,127	2,054	1,910	33,243	21,224	19,153	36,792	24,111
" Sind	2,048	923	1,515	1,939	1,163	35,133	15,307	26,312	34,976	23,111
" Madras	300	4,573	299	499	1,433	14,025	22,295	6,412	10,122	24,111
" Burma	1,659	753	717	557	302	24,114	12,020	13,592	10,291	12,111
TOTAL	14,069	12,501	7,748	9,511	10,060	2,53,225	1,56,870	1,71,679	2,04,462	2,36,111
Rum (I. D)—	Gals.	Gals.	Gals.	Gals.	Gals.					
United Kingdom (including Channel Islands)	4,423	3,370	1,713	1,575	1,423	33,525	42,902	14,053	15,041	13,111
Other British Possessions	59		15	1	50	197	80	234	40	1,111
TOTAL BRITISH EMPIRE	4,482	3,370	1,728	1,576	1,473	33,722	42,982	14,287	15,081	14,111
Germany	2,145	522	123	127	149	12,037	2,152	216	1,046	1,111
Java*	24,221	17,076	146			27,799	20,042	226	4	1,111
Other Foreign Countries	193	229	95	19	554	1,624	2,663	1,104	327	1,111
TOTAL FOREIGN COUNTRIES	27,559	18,497	380	146	703	42,460	25,868	2,166	1,387	2,111
Share of Bengal	24,910	18,154	712	171	602	32,747	23,245	4,222	1,422	1,111
" Bombay	3,451	3,172	392	273	277	22,667	27,554	7,420	9,062	7,111
" Sind	1,367	427	222	490	222	12,922	4,229	3,214	4,995	1,111
" Madras	464	369	212	52	221	3,024	1,975	1,544	623	1,111
" Burma	1,998	225	2	22	152	3,161	1,022	1	412	1,111
TOTAL	32,100	22,267	2,112	1,722	2,226	81,182	68,795	16,492	16,462	18,111

* "Java rum" not denatured before clearance; almost all this rum is ultimately denatured before issue from bond. The total quantity of rum cleared from bond after denaturation in 1931-32 amounted to 19,783 gallons, in 1932-33 amounted to 4,248 gallons, in 1933-34 amounted to 14,176 gallons and in 1934-35 to 7,721 gallons.

No. 10—continued

ARTICLES, AND COUNTRIES OF CONSIGNMENT; ALSO SHARE OF EACH PROVINCE	QUANTITY					VALUE				
	1930-31	1931-32	1932-33	1933-34	1934-35	1930-31	1931-32	1932-33	1933-34	1934-35
<i>(none, including denatured and perfumed spirits—continued)</i>										
<i>Spirit—continued</i>										
Whisky (L. D)—										
United Kingdom (including Channel Islands)	Gals.	Gals.	Gals.	Gals.	Gals.	Rs.	Rs.	Rs.	Rs.	Rs.
Other British Possessions	61	222	183	188	88	1,669	4,155	2,876	3,056	1,930
TOTAL BRITISH EMPIRE	509,387	314,542	330,866	334,657	334,662	37,41,699	52,74,455	54,65,823	56,14,811	55,72,167
Germany	2,619	524	234	536	416	15,753	4,493	2,698	5,598	3,576
Other Foreign Countries	663	348	267	482	810	10,401	4,003	3,912	5,337	3,917
TOTAL FOREIGN COUNTRIES	3,282	872	561	1,017	1,226	26,154	8,496	6,610	10,935	7,493
Share of Bengal	171,339	113,183	113,703	114,816	120,973	23,07,759	17,97,231	17,70,992	18,55,858	19,25,007
Bombay	117,377	62,494	79,373	73,394	74,935	20,12,336	10,42,351	13,04,057	12,16,929	12,52,773
Sind	114,695	63,464	71,981	77,109	72,312	21,52,744	12,07,276	13,21,570	14,37,392	13,20,476
Madras	46,955	31,317	28,629	34,517	30,103	7,35,114	4,91,147	4,41,772	5,39,220	4,75,785
Burma	61,303	44,956	33,730	35,839	37,565	10,53,900	7,45,046	6,24,542	5,36,353	6,05,533
TOTAL	512,619	315,414	331,416	335,674	335,868	37,67,859	52,82,951	54,71,938	56,25,746	55,79,659
<i>Spirit present in drugs, medicines, or chemicals (III. C)—</i>										
United Kingdom (including Channel Islands)	Gals.	Gals.	Gals.	Gals.	Gals.					
Hongkong	349	317	257	269	256	27,505	20,554	14,861	14,039	8,542
Commonwealth of Australia	17	62	1,988	81	..	1,186	3,962	41,459
Other British Possessions	75	27	124	55	75	4,220	779	3,429	1,125	1,821
TOTAL BRITISH EMPIRE	46,845	46,702	39,692	49,519	52,404	14,19,927	14,27,476	13,27,907	15,62,874	16,52,967
Germany	6,470	4,536	4,815	4,938	5,326	1,29,515	92,331	1,09,600	1,16,727	1,33,678
Netherlands	434	232	236	378	298	7,100	5,313	4,125	8,323	6,223
Belgium	343	172	417	850	349	8,761	4,459	11,097	22,540	8,634
France	3,375	6,639	9,092	8,708	12,139	2,07,145	1,76,894	2,33,713	2,67,539	3,53,523
Switzerland	376	632	823	832	5,313	10,334	27,474	23,531	35,306	2,09,760
Italy (including Fiume)	1,299	843	1,314	1,371	1,073	25,334	16,933	24,635	22,325	24,662
China (exclusive of Hong- kong and Macao)	314	419	17	58	302	10,071	6,997	888	2,305	10,036
United States of America— Via Atlantic Coast	54,393	42,464	45,197	41,551	40,537	15,80,091	13,36,376	14,70,664	12,97,332	12,12,636
Pacific	17	1	440	1,422	1,311	463	24	13,323	39,360	35,493
Other Foreign Countries	424	173	236	293	211	7,502	4,014	5,351	5,644	4,351
TOTAL FOREIGN COUNTRIES	72,550	56,231	62,537	60,991	66,358	19,86,366	16,71,310	19,52,327	18,19,456	19,93,110
Share of Bengal	45,223	36,530	33,677	33,160	39,306	13,94,764	11,33,559	11,41,246	11,04,740	12,99,349
Bombay	33,373	41,124	43,730	49,730	51,491	10,32,332	11,31,551	13,42,136	14,33,468	15,31,555
Sind	9,144	4,797	4,036	4,333	6,075	1,70,794	1,37,467	1,14,611	1,42,168	1,64,609
Madras	16,660	10,734	12,447	13,066	11,334	4,74,355	3,15,392	4,05,530	3,30,321	3,56,673
Burma	12,993	9,743	9,140	10,922	10,556	3,74,613	2,30,317	2,77,233	3,21,643	2,93,736
TOTAL	119,395	102,923	102,479	110,510	119,232	34,06,793	30,98,736	32,20,734	33,32,330	36,51,077
<i>Spirit, perfumed (III. U)—</i>										
United Kingdom (including Channel Islands)	Gals.	Gals.	Gals.	Gals.	Gals.					
Other British Possessions	43	54	20	12	13	3,453	2,604	2,307	719	1,120
TOTAL BRITISH EMPIRE	3,298	2,598	2,602	2,978	3,339	3,08,144	2,28,796	2,55,403	3,36,442	3,06,052

GENERAL IMPORTS

(198)

No. 10—continued

ARTICLES, AND COUNTRIES OF CONSIGNMENT; ALSO SHARE OF EACH PROVINCE	QUANTITY					VALUE				
	1930-31	1931-32	1932-33	1933-34	1934-35	1930-31	1931-32	1932-33	1933-34	1934-35
Liquors, including denatured and Perfumed Spirits—continued										
<i>Spirit—continued</i>										
<i>Spirit, perfumed (III. U) — continued</i>	Gals.	Gals.	Gals.	Gals.	Gals.	R	R	R	R	
Germany	2,946	2,172	1,410	2,252	2,040	1,06,924	1,02,909	63,249	1,49,085	1,1
Netherlands	610	619	7	24	12	18,339	14,638	247	1,222	
Belgium	286	20	1	382	57	17,799	4,554	963	16,592	
France	2,022	1,461	912	1,211	1,026	2,75,715	1,64,263	1,43,812	1,78,744	1,1
Other Foreign Countries	60	63	36	50	71	6,383	5,356	4,875	4,563	
TOTAL FOREIGN COUNTRIES	6,950	5,245	2,366	3,919	4,105	4,85,160	3,51,770	2,32,646	3,50,061	2,4
<i>Share of Bengal</i>	<i>2,344</i>	<i>1,867</i>	<i>1,188</i>	<i>1,533</i>	<i>1,906</i>	<i>2,42,519</i>	<i>1,33,399</i>	<i>1,35,347</i>	<i>1,63,334</i>	<i>1,1</i>
" <i>Bombay</i>	<i>2,574</i>	<i>2,543</i>	<i>2,222</i>	<i>2,149</i>	<i>2,424</i>	<i>2,67,697</i>	<i>2,62,176</i>	<i>1,89,646</i>	<i>2,85,524</i>	<i>2,1</i>
" <i>Madras</i>	<i>672</i>	<i>708</i>	<i>222</i>	<i>622</i>	<i>607</i>	<i>65,131</i>	<i>61,359</i>	<i>39,470</i>	<i>65,433</i>	<i>1</i>
" <i>Other Foreign Countries</i>	<i>255</i>	<i>733</i>	<i>369</i>	<i>432</i>	<i>418</i>	<i>56,226</i>	<i>44,009</i>	<i>27,717</i>	<i>35,867</i>	<i>1</i>
" <i>Burma</i>	<i>1,716</i>	<i>927</i>	<i>696</i>	<i>605</i>	<i>386</i>	<i>1,71,652</i>	<i>89,630</i>	<i>95,934</i>	<i>1,11,636</i>	<i>1,1</i>
TOTAL	10,158	7,843	4,963	6,897	7,445	7,93,204	5,80,566	4,88,114	6,60,903	7,5
Denatured—										
<i>Imported direct (III. E)—</i>	Gals.	Gals.	Gals.	Gals.	Gals.					
TOTAL BRITISH EMPIRE	126	76	..	1	..	1,313	490	..	9	..
TOTAL FOREIGN COUNTRIES	3,621	3,356	..
<i>Share of Bengal</i>	<i>..</i>	<i>30</i>	<i>..</i>	<i>3,775</i>	<i>..</i>	<i>..</i>	<i>197</i>	<i>..</i>	<i>2,828</i>	<i>..</i>
" <i>Bombay</i>	<i>2</i>	<i>..</i>	<i>..</i>	<i>..</i>	<i>..</i>	<i>57</i>	<i>..</i>	<i>..</i>	<i>6</i>	<i>..</i>
" <i>Madras</i>	<i>111</i>	<i>40</i>	<i>..</i>	<i>46</i>	<i>..</i>	<i>1,331</i>	<i>261</i>	<i>..</i>	<i>523</i>	<i>..</i>
" <i>Other Foreign Countries</i>	<i>7</i>	<i>6</i>	<i>..</i>	<i>1</i>	<i>..</i>	<i>25</i>	<i>22</i>	<i>..</i>	<i>6</i>	<i>..</i>
" <i>Burma</i>	<i>..</i>	<i>..</i>	<i>..</i>	<i>..</i>	<i>1</i>	<i>..</i>	<i>..</i>	<i>..</i>	<i>..</i>	<i>..</i>
TOTAL	126	76	..	3,622	1	1,313	490	..	3,356	..
Denatured at Custom House immediately on arrival before clearance (III. E)—	Gals.	Gals.	Gals.	Gals.	Gals.					
TOTAL BRITISH EMPIRE	6	44	121	..	396	6	193	326	..	1
Java	1,116,414	1,050,284	856,637	513,307	410,743	11,64,835	9,88,642	8,00,886	6,98,409	5,4
United States of America— Via Atlantic Coast	917	1,943	..	455	2,289	3,927	7,571	..	1,417	1
Other Foreign Countries	20	51
TOTAL FOREIGN COUNTRIES	1,117,331	1,052,246	856,637	513,763	413,032	11,68,772	9,96,264	8,00,886	6,98,826	6,4
<i>Share of Bengal</i>	<i>531,693</i>	<i>443,323</i>	<i>349,696</i>	<i>39,899</i>	<i>63,221</i>	<i>5,09,947</i>	<i>3,90,721</i>	<i>2,28,960</i>	<i>73,216</i>	<i>4</i>
" <i>Bombay</i>	<i>367,153</i>	<i>394,662</i>	<i>376,537</i>	<i>325,547</i>	<i>371,610</i>	<i>4,39,133</i>	<i>3,62,712</i>	<i>3,30,012</i>	<i>5,23,202</i>	<i>4,3</i>
" <i>Madras</i>	<i>65,714</i>	<i>54,719</i>	<i>39,369</i>	<i>24,723</i>	<i>18,330</i>	<i>69,327</i>	<i>55,522</i>	<i>27,972</i>	<i>34,909</i>	<i>2</i>
" <i>Other Foreign Countries</i>	<i>78,833</i>	<i>32,285</i>	<i>75,767</i>	<i>22,410</i>	<i>7,721</i>	<i>33,449</i>	<i>77,343</i>	<i>74,992</i>	<i>19,226</i>	<i>1</i>
" <i>Burma</i>	<i>75,990</i>	<i>77,315</i>	<i>85,499</i>	<i>51,574</i>	<i>62,246</i>	<i>32,367</i>	<i>78,665</i>	<i>30,136</i>	<i>44,271</i>	<i>1</i>
TOTAL	1,117,337	1,052,290	856,789	513,763	413,423	11,68,772	9,96,307	8,01,222	6,98,886	6,4
Total Spirit, denatured (III. E)—	Gals.	Gals.	Gals.	Gals.	Gals.					
TOTAL BRITISH EMPIRE	132	120	121	1	397	1,319	593	326	9	1
Java	1,116,414	1,050,284	856,637	513,307	410,743	11,64,835	9,88,642	8,00,886	6,98,297	5,4
United States of America— Via Atlantic Coast	917	1,943	..	455	2,289	3,927	7,571	..	1,417	1
Other Foreign Countries	20	..	46	51	..	523	..
TOTAL FOREIGN COUNTRIES	1,117,331	1,052,246	856,637	513,589	413,032	11,68,772	9,96,264	8,00,886	6,98,242	6,4

No. 10—continued

ARTICLES, AND COUNTRIES OF CONSIGNMENT; ALSO SHARE OF EACH PROVINCE	QUANTITY					VALUE				
	1930-31	1931-32	1932-33	1933-34	1934-35	1930-31	1931-32	1932-33	1933-34	1934-35
Liquors, including denatured and Perfumed Spirits—continued										
<i>Spirit—continued</i>										
<i>Total Spirit denatured (III. B)— continued</i>	Gals.	Gals.	Gals.	Gals.	Gals.	Rs	Rs	Rs	Rs	Rs
<i>Share of Bengal</i>	531,592	443,358	349,636	93,678	63,321	5,09,947	3,90,918	3,38,900	76,044	52,592
„ <i>Bombay</i>	367,168	394,832	316,537	325,247	271,810	4,32,245	5,93,711	3,30,012	5,33,206	4,26,037
„ <i>Sind</i>	65,225	64,759	99,369	24,774	18,830	70,558	66,182	27,072	35,437	27,220
„ <i>Madras</i>	76,889	82,272	75,757	22,471	7,721	33,474	77,321	74,992	19,293	7,694
„ <i>Burma</i>	75,990	77,315	85,499	61,674	69,247	33,867	78,665	30,126	44,271	46,021
TOTAL	1,117,468	1,052,366	856,783	617,584	412,429	11,70,091	9,96,857	8,01,222	6,08,251	5,58,224
Other sorts (I. D)—										
<i>United Kingdom (including Channel Islands)</i>	Gals.	Gals.	Gals.	Gals.	Gals.					
18,161	14,037	18,794	13,024	16,830	7,12,827	5,46,431	5,66,114	5,20,140	6,60,047	
<i>Ceylon (excluding Maldives)</i>	2,642	266	822	9,722	1,161	10	9	989
<i>Hongkong</i>	3,694	870	691	473	616	23,749	5,958	4,008	2,975	4,621
<i>Other British Possessions</i>	186	115	9	106	260	1,961	1,598	338	2,078	4,504
TOTAL BRITISH EMPIRE	24,684	15,288	14,494	13,603	18,027	7,48,269	5,54,528	5,70,566	5,26,202	6,60,162
<i>Germany</i>	1,047	851	766	1,146	1,950	27,525	21,711	16,714	22,712	49,277
<i>Netherlands</i>	4,542	1,328	812	745	673	71,428	49,666	27,963	24,522	26,159
<i>France</i>	455	268	270	224	264	10,130	8,012	7,226	11,527	11,566
<i>Italy (including Fiume)</i>	97	69	40	110	67	2,870	639	2,285	5,402	2,791
<i>China (exclusive of Hong- kong and Macao)</i>	3,465	2,497	1,025	792	925	26,994	18,025	7,385	5,951	5,272
<i>United States of America—</i>										
<i>Via Atlantic Coast</i>	1,192	1,040	1,195	1,102	1,777	40,272	34,312	47,949	23,047	20,212
„ <i>Pacific</i>	..	1	49	12	2	..	64	2,516	466	117
<i>Other Foreign Countries</i>	3,059	663	139	4,361	292	4,870	2,271	1,179	5,220	5,297
TOTAL FOREIGN COUNTRIES	18,858	6,747	4,206	8,561	5,951	1,24,259	1,24,206	1,12,217	1,18,979	1,62,461
<i>Share of Bengal</i>	5,942	2,999	2,417	2,222	2,201	1,40,505	1,07,222	1,09,912	94,524	21,212
„ <i>Bombay</i>	7,912	6,575	7,201	6,633	1,775	2,95,271	2,26,446	2,70,626	3,42,322	2,20,626
„ <i>Sind</i>	4,321	3,601	3,492	4,004	5,452	1,62,227	1,40,112	1,37,410	1,42,714	1,72,772
„ <i>Madras</i>	10,008	3,227	1,721	1,249	2,722	1,44,079	99,153	77,947	65,217	91,271
„ <i>Burma</i>	10,229	5,822	3,252	7,456	4,762	1,22,206	1,14,759	92,222	92,672	1,25,220
TOTAL	38,542	22,225	18,800	22,164	23,978	9,32,222	6,89,222	6,82,722	6,45,121	6,22,622
Total Spirit—										
<i>United Kingdom (including Channel Islands)</i>	Gals.	Gals.	Gals.	Gals.	Gals.					
702,220	462,122	475,501	492,612	502,002	1,25,12,222	82,07,222	84,44,072	89,42,720	92,17,214	
<i>Ceylon (excluding Maldives)</i>	2,720	422	126	176	1,122	11,227	4,179	2,229	2,904	7,221
<i>Straits Settlements</i>	640	229	116	107	54	12,002	4,502	3,462	2,561	1,266
<i>Hongkong</i>	4,042	1,122	942	742	874	51,222	25,990	18,972	17,962	12,222
<i>British West India Islands (excluding Bahamas)</i>	54	95	222	142	3,127	9,122
<i>Commonwealth of Australia</i>	12	1,722	154	522	1,706	412	4,620	2,092	2,222	45,210
<i>Other British Possessions</i>	97	227	224	122	202	2,112	4,222	5,022	2,472	2,799
TOTAL BRITISH EMPIRE	715,701	466,900	477,122	494,422	507,422	1,25,00,522	82,51,222	84,77,222	89,81,619	92,99,140
<i>Denmark</i>	1,122	270	424	517	200	22,422	7,762	3,724	10,620	12,002
<i>Germany</i>	26,412	15,222	11,222	12,442	12,222	4,70,222	2,22,222	2,45,222	2,22,222	2,04,222
<i>Netherlands</i>	16,222	2,924	4,222	5,222	7,110	1,72,901	1,21,694	67,010	20,614	75,222
<i>Belgium</i>	622	241	504	1,242	451	27,222	10,172	12,100	40,629	16,910
<i>France</i>	229,227	156,222	121,222	127,559	124,027	42,25,669	21,76,722	20,72,222	22,16,747	24,15,222
<i>Switzerland</i>	226	629	216	222	2,212	11,202	27,716	22,222	22,222	2,09,729

ARTICLES, AND COUNTRIES OF CONSIGNMENT; ALSO SHARE OF EACH PROVINCE	QUANTITY					VALUE				
	1930-31	1931-32	1932-33	1933-34	1934-35	1930-31	1931-32	1932-33	1933-34	1934-35
Liquors, including denatured and Perfumed Spirits—continued										
Spirits—concluded										
Total Spirits—continued	Gals.	Gals.	Gals.	Gals.	Gals.	R	R	R	R	R
Italy (including Fiume)	1,084	1,246	1,481	2,108	1,269	36,847	22,839	28,019	30,537	30,436
Java	1,144,357	1,068,632	856,861	521,523	410,745	12,00,045	10,10,503	8,01,960	7,00,398	5,49,667
China (exclusive of Hong-kong and Macao)	4,090	3,028	1,056	878	1,237	37,388	26,529	8,432	9,894	15,504
United States of America—										
V4 Atlantic Coast	66,939	46,248	47,056	43,707	45,123	16,45,374	14,06,861	15,46,825	13,54,813	12,08,044
" Pacific "	17	2	489	1,435	1,313	463	33	16,354	40,490	35,633
Other Foreign Countries	784	470	519	816	840	12,607	9,268	9,727	13,055	17,061
TOTAL FOREIGN COUNTRIES	1,602,301	1,302,490	1,047,172	718,843	621,775	78,71,861	51,50,478	48,45,569	48,78,013	50,71,025
Share of Bengal—										
" Bombay	399,359	634,445	549,204	293,033	335,064	64,32,619	44,91,329	49,95,068	39,99,793	43,71,334
" Sind	634,445	531,321	516,305	530,774	430,433	35,32,160	39,04,513	42,44,520	46,16,336	47,73,144
" Madras	376,374	163,307	148,844	154,502	146,303	36,41,368	32,08,130	21,81,063	24,39,661	23,39,074
" Burma	228,246	170,742	147,908	103,656	33,381	91,71,535	13,74,334	12,40,744	13,33,629	13,31,737
" Burma	235,173	187,135	161,752	126,254	123,432	26,44,179	15,24,397	14,73,824	14,10,313	15,66,996
TOTAL	2,313,002	1,769,450	1,534,311	1,213,274	1,129,262	2,04,92,409	1,35,01,756	1,38,23,487	1,38,54,632	1,43,70,765
Wines—										
Champagne and other sparkling wines (L. D)—										
United Kingdom (including Channel Islands)	Gals.	Gals.	Gals.	Gals.	Gals.					
Other British Possessions	1,610	1,322	1,245	944	1,355	43,167	37,912	37,730	26,720	23,239
Other British Possessions	23	113	54	96	133	914	2,034	862	1,474	2,149
TOTAL BRITISH EMPIRE	1,633	1,435	1,299	1,040	1,488	44,081	39,946	38,592	28,194	25,388
Germany	1,201	543	773	1,146	704	21,113	9,170	16,542	20,980	14,499
Netherlands	1,010	444	444	633	914	16,335	7,161	7,181	9,192	16,334
Belgium	3,596	1,516	1,808	2,544	1,533	1,17,166	44,378	54,537	75,946	47,539
France	12,305	6,746	5,351	10,233	13,271	3,64,267	2,11,496	1,66,539	3,21,117	4,00,334
Other Foreign Countries	343	80	114	146	155	6,090	1,161	1,007	1,733	2,199
TOTAL FOREIGN COUNTRIES	18,454	9,329	8,525	14,700	16,632	5,25,026	2,73,366	2,46,406	4,29,013	4,30,507
Share of Bengal—										
" Bombay	7,314	4,360	3,227	5,130	6,301	1,32,308	1,20,044	32,327	1,43,324	1,37,234
" Sind	3,333	2,797	3,214	4,130	4,343	1,54,749	79,173	39,359	1,17,133	1,43,134
" Madras	3,943	1,336	1,370	4,031	3,303	1,40,615	66,725	42,057	1,27,519	1,34,733
" Madras	1,232	1,023	807	1,417	1,559	37,603	39,346	22,313	40,324	37,393
" Burma	3,060	793	1,106	943	1,470	53,633	17,611	30,249	33,433	44,335
TOTAL	30,087	10,764	9,324	15,740	16,175	5,69,107	3,13,362	2,35,004	4,57,313	5,15,395
Port (L. D)—										
United Kingdom (including Channel Islands)	Gals.	Gals.	Gals.	Gals.	Gals.					
Gibraltar	19,392	12,720	12,120	12,544	12,633	2,59,342	1,64,362	1,48,944	1,51,927	1,56,574
Other British Possessions	206	55	100	94	90	5,036	999	1,593	1,449	1,333
Other British Possessions	76	12	214	140	51	557	301	1,359	576	945
TOTAL BRITISH EMPIRE	19,764	12,787	12,434	12,778	12,827	2,64,935	1,66,062	1,52,396	1,53,952	1,58,877
France	691	240	566	216	2	9,366	3,345	3,332	3,470	200
Spain	1,269	133	212	244	247	6,032	1,371	1,942	1,533	3,653
Portugal (including Azores and Madeira)	3,213	6,442	5,937	6,333	6,317	33,334	53,616	60,108	65,030	67,240
Other Foreign Countries	493	433	320	940	339	4,377	4,371	2,653	3,397	5,491
TOTAL FOREIGN COUNTRIES	10,665	7,238	7,035	7,733	7,961	1,08,039	67,208	67,940	78,510	75,739

No. 10—continued

ARTICLES, AND COUNTRIES OF CONSIGNMENT; ALSO HARB OF EACH PROVINCE	QUANTITY					VALUE				
	1930-31	1931-32	1932-33	1933-34	1934-35	1930-31	1931-32	1932-33	1933-34	1934-35
quers, including denatured and Fermented Spirits—continued						R	R	R	R	R
Wines—continued										
Port (I. D.)—continued	Gals.	Gals.	Gals.	Gals.	Gals.					
Share of Bengal	8,643	6,716	6,184	6,273	6,363	1,08,217	84,111	72,162	74,287	74,498
" Bombay	7,720	4,189	5,481	5,856	5,356	92,447	44,081	62,172	62,261	60,189
" Sind	5,755	3,801	3,939	4,604	4,268	85,437	49,283	47,635	59,836	52,617
" Madras	5,946	3,788	3,731	3,944	3,381	53,440	36,552	33,406	24,581	30,478
" Burma	2,465	1,582	1,134	940	1,370	33,463	19,268	14,961	11,408	16,379
TOTAL	30,429	20,075	19,519	20,516	20,788	3,72,094	2,33,265	2,20,336	2,32,471	2,34,666
Still red wines, other than port (I. D.)—	Gals.	Gals.	Gals.	Gals.	Gals.					
United Kingdom (including Channel Islands)	12,842	8,820	9,606	8,781	8,592	1,16,687	66,212	82,863	71,369	75,086
Other British Possessions	804	589	1,144	1,112	1,286	8,952	3,004	6,280	5,898	5,169
TOTAL BRITISH EMPIRE	13,646	9,409	10,750	9,893	9,878	1,20,610	69,216	89,143	77,267	80,245
Germany	2,419	1,711	2,374	2,898	2,405	24,796	10,126	14,211	16,968	13,584
Netherlands	1,025	649	425	1,394	1,694	9,218	5,984	4,872	14,780	13,249
Belgium	671	128	281	856	580	11,985	1,888	3,088	8,112	5,658
France	8,624	7,157	4,866	5,294	4,404	65,142	44,556	48,402	46,050	41,216
Spain	9,689	10,809	7,967	8,909	7,988	26,782	27,478	19,257	20,555	19,701
Portugal (including Azores and Madeira)	1,011	854	1,056	1,267	1,080	3,908	3,889	2,434	5,086	5,492
Italy (including Fiume)	2,517	1,191	2,208	1,182	1,119	20,288	8,166	15,401	8,818	3,300
Other Foreign Countries	231	209	401	161	135	1,684	1,809	2,494	961	1,204
TOTAL FOREIGN COUNTRIES	27,187	22,708	19,578	21,961	19,105	1,63,748	1,02,796	1,05,109	1,21,880	1,08,404
Share of Bengal	6,623	6,509	5,405	6,186	5,800	58,242	38,317	38,630	41,918	42,482
" Bombay	13,977	11,178	13,008	12,437	10,362	1,00,041	62,866	75,179	73,939	62,375
" Sind	2,327	1,224	1,313	1,892	1,537	27,744	11,375	13,547	18,104	16,814
" Madras	3,312	7,324	5,867	6,648	6,117	40,616	39,352	31,783	35,432	33,489
" Burma	2,693	5,332	4,738	4,627	5,167	57,726	29,712	34,608	22,754	34,833
TOTAL	40,888	32,117	30,328	31,904	28,983	2,84,867	1,72,012	1,93,752	1,99,147	1,88,649
Sherry, Madeira and Marsala (I. D.)—	Gals.	Gals.	Gals.	Gals.	Gals.					
United Kingdom (including Channel Islands)	20,076	15,764	16,917	21,684	20,345	3,39,877	2,49,597	2,48,263	3,36,959	3,05,786
Gibraltar	2,006	708	1,096	1,504	2,156	85,043	12,858	14,512	18,204	23,016
Other British Possessions	59	108	327	6	61	860	2,458	2,010	114	1,056
TOTAL BRITISH EMPIRE	22,141	16,580	17,340	23,194	22,562	3,75,780	2,64,908	2,69,785	3,55,276	3,34,858
Spain	2,992	4,250	3,589	6,188	11,040	33,857	45,960	50,553	79,489	1,67,890
Portugal (including Azores and Madeira)	72	84	230	163	390	959	671	3,504	2,432	5,751
Other Foreign Countries	1,262	387	498	857	1,047	9,346	6,411	5,003	6,410	7,837
TOTAL FOREIGN COUNTRIES	4,326	5,221	4,312	7,158	12,477	43,662	53,042	59,060	88,331	1,80,978

GENERAL IMPORTS

(202)

No. 10—continued

ARTICLES, AND COUNTRIES OF CONSIGNMENT; ALSO SHARES OF EACH PROVINCE	QUANTITY					VALUE				
	1930-31	1931-32	1932-33	1933-34	1934-35	1930-31	1931-32	1932-33	1933-34	1934-35
Liquors, including denatured and Perfumed Spirits—continued										
Wines—continued										
Sherry, Madeira and Marsala (L. D)—continued										
	Gals.	Gals.	Gals.	Gals.	Gals.	R	R	R	R	R
<i>Share of Bengal . . .</i>	8,069	7,894	7,329	10,048	11,231	1,29,783	1,19,916	1,04,863	1,51,953	1,44,000
<i>" Bombay . . .</i>	8,092	6,074	6,579	8,833	9,749	1,17,050	84,932	92,473	1,14,389	1,10,000
<i>" Sind . . .</i>	6,391	3,738	4,592	6,940	7,944	1,17,028	68,143	69,950	1,07,403	1,20,000
<i>" Madras . . .</i>	3,299	3,064	1,997	3,135	4,018	47,339	36,166	38,075	42,313	40,000
<i>" Burma . . .</i>	1,719	1,023	1,385	1,614	2,047	17,249	16,785	22,099	27,649	40,000
TOTAL . . .	26,461	21,786	21,652	30,303	36,039	4,19,442	3,17,945	3,16,560	4,43,807	5,14,000
Still white wines, other than Sherry, Madeira and Marsala (L. D)—										
	Gals.	Gals.	Gals.	Gals.	Gals.					
<i>United Kingdom (including Channel Islands) . . .</i>	601	840	606	837	1,071	5,835	4,173	7,917	9,443	14,000
<i>Other British Possessions . . .</i>	91	100	59	68	87	850	423	557	869	1,000
TOTAL BRITISH EMPIRE . . .	692	440	665	905	1,158	6,685	4,606	8,474	10,312	15,000
<i>Germany . . .</i>	1,012	686	1,147	1,330	1,462	11,306	7,551	13,097	15,267	19,000
<i>Netherlands . . .</i>	1,018	652	679	784	1,333	14,373	7,729	8,861	9,862	16,000
<i>France . . .</i>	7,339	3,975	3,645	3,124	4,433	62,339	32,899	33,809	47,313	48,000
<i>Spain . . .</i>	2,588	2,116	1,749	1,470	2,456	7,433	6,347	6,161	5,150	6,000
<i>Other Foreign Countries . . .</i>	887	778	950	903	1,239	3,979	6,112	6,075	6,645	10,000
TOTAL FOREIGN COUNTRIES . . .	12,845	8,112	8,170	9,661	11,112	1,06,434	60,938	68,082	84,257	1,04,000
<i>Share of Bengal . . .</i>	2,722	1,478	1,760	1,320	1,352	23,222	14,734	19,400	21,614	21,000
<i>" Bombay . . .</i>	2,376	2,690	2,309	2,127	4,944	34,992	21,670	29,319	29,131	42,000
<i>" Sind . . .</i>	2,354	1,193	1,374	2,673	2,324	23,194	16,143	13,173	26,133	29,000
<i>" Madras . . .</i>	221	252	642	1,308	1,999	3,023	3,522	4,139	7,516	4,000
<i>" Burma . . .</i>	2,503	1,234	1,661	1,528	2,044	12,571	9,145	10,013	9,925	16,000
TOTAL . . .	12,437	8,552	8,335	10,616	12,370	1,12,169	65,244	76,537	94,569	1,19,000
Other sorts (including Vermouth and Ginger wine) (L. D)—										
	Gals.	Gals.	Gals.	Gals.	Gals.					
<i>United Kingdom (including Channel Islands) . . .</i>	9,923	5,431	5,480	6,063	6,154	32,508	51,679	51,659	56,532	64,100
<i>Other British Possessions . . .</i>	83	63	58	56	46	1,161	702	608	463	1,000
TOTAL BRITISH EMPIRE . . .	9,011	5,494	5,538	6,119	6,200	33,669	52,381	52,267	57,045	65,100
<i>Germany . . .</i>	1,461	294	..	99	357	14,966	2,343	2	739	1,700
<i>Netherlands . . .</i>	..	234	72	254	1,204	..	1,470	522	1,679	4,000
<i>France . . .</i>	66,462	42,542	49,332	36,510	32,302	3,02,312	2,49,065	2,92,531	2,62,427	2,59,000
<i>Italy (including Fiume) . . .</i>	28,401	21,457	25,396	24,602	20,298	2,14,211	1,20,275	1,80,130	1,66,658	1,34,000
<i>Other Foreign Countries . . .</i>	1,497	1,359	874	611	2,105	4,332	5,375	3,455	4,792	4,000
TOTAL FOREIGN COUNTRIES . . .	105,321	65,886	69,974	62,176	58,766	5,95,878	3,78,523	4,56,640	4,36,501	4,01,000
<i>Share of Bengal . . .</i>	29,732	22,121	20,885	17,003	18,237	1,61,247	1,22,175	1,37,390	1,11,137	1,22,100
<i>" Bombay . . .</i>	26,902	18,216	16,764	16,017	15,067	1,50,092	75,375	1,03,104	1,01,208	1,12,100
<i>" Sind . . .</i>	23,244	14,493	20,593	19,065	12,739	2,06,123	1,07,146	1,62,376	1,69,523	1,11,100
<i>" Madras . . .</i>	19,801	16,302	10,862	9,973	11,711	1,03,004	83,251	65,352	65,379	72,100
<i>" Burma . . .</i>	10,153	6,949	6,496	6,092	4,492	58,930	49,066	45,314	46,399	20,100
TOTAL . . .	114,832	71,380	75,312	68,205	62,966	6,79,647	4,20,910	5,08,957	4,63,543	4,66,000

No. 10—continued

ARTICLES, AND COUNTRIES OF CONSIGNMENT; ALSO SHARE OF EACH PROVINCE	QUANTITY					VALUE				
	1930-31	1931-32	1932-33	1933-34	1934-35	1930-31	1931-32	1932-33	1933-34	1934-35
						₹	₹	₹	₹	₹
<i>Liquors, including denatured and Perfumed Spirits—continued</i>										
<i>Wines—concluded</i>										
<i>Total Wines—</i>	<i>Gals.</i>	<i>Gals.</i>	<i>Gals.</i>	<i>Gals.</i>	<i>Gals.</i>					
United Kingdom (including Channel Islands)	63,349	44,337	44,274	50,503	50,203	8,47,596	5,74,435	5,71,906	6,52,999	6,59,353
Gibraltar	2,352	758	1,232	1,503	2,245	40,354	13,353	16,932	19,653	22,354
Commonwealth of Australia	427	520	1,132	1,069	982	1,972	3,166	7,322	6,488	4,209
Other British Possessions	653	463	603	409	787	6,047	5,711	4,032	2,911	6,378
TOTAL BRITISH EMPIRE	66,781	46,130	48,029	53,479	54,168	8,95,709	5,97,164	6,00,192	6,82,046	6,79,304
Germany	7,426	3,328	4,524	6,089	5,716	74,718	32,340	45,235	57,733	51,695
Netherlands	3,821	2,262	1,942	3,797	6,210	45,711	25,044	24,168	42,212	50,473
Belgium	4,439	1,739	2,198	3,934	2,306	1,32,005	47,549	58,799	88,456	84,917
France	95,877	60,352	57,941	57,499	55,069	8,69,108	5,43,229	5,41,877	6,31,172	7,45,353
Spain	17,968	15,452	14,363	17,089	23,443	78,336	85,478	81,222	1,07,768	2,02,552
Portugal (including Azores and Madeira)	9,485	7,562	7,357	7,904	8,596	94,664	68,585	66,870	74,294	80,816
Italy (including Fiume)	39,552	23,170	28,092	26,439	21,860	2,41,364	1,32,397	1,79,462	1,82,111	1,48,234
Other Foreign Countries	730	643	922	652	844	6,451	5,495	5,592	4,761	5,237
TOTAL FOREIGN COUNTRIES	179,298	113,544	117,344	123,394	124,053	15,41,857	9,35,574	10,03,223	12,38,506	13,52,477
Share of Bengal	64,664	50,037	44,550	47,127	49,940	6,54,419	4,93,192	4,51,262	5,46,023	5,96,083
“ Bombay	65,450	39,343	43,545	49,194	51,050	6,49,373	3,67,926	4,70,599	4,93,061	5,53,463
“ Madras	49,019	26,663	33,136	39,716	33,765	6,15,141	3,13,620	3,43,633	5,03,553	4,62,904
“ Madras	39,562	30,724	32,622	25,435	27,376	2,35,090	2,19,323	1,74,173	2,15,345	2,27,137
“ Burma	37,934	17,937	16,467	15,750	16,390	2,33,503	1,33,571	1,53,744	1,53,555	1,99,179
TOTAL	246,079	164,674	165,373	177,273	178,221	24,37,526	15,32,738	16,03,416	19,20,552	20,31,781
<i>Total Liquors—</i>	<i>Gals.</i>	<i>Gals.</i>	<i>Gals.</i>	<i>Gals.</i>	<i>Gals.</i>					
United Kingdom (including Channel Islands)	2,796,524	2,987,836	2,974,512	2,786,407	2,818,113	1,97,74,961	1,33,01,770	1,40,27,173	1,41,53,713	1,44,54,140
Gibraltar	2,386	762	1,234	1,503	2,245	40,750	13,937	16,933	19,653	22,354
Malta and Goso	2	1,475	3,901	3,069	1,075	3	2,342	14,426	4,627	1,753
Ceylon (excluding Maldives)	3,045	562	162	247	1,636	13,403	3,129	3,509	3,329	11,422
Straits Settlements	907	479	334	550	3,343	15,523	6,226	5,131	4,110	9,363
Hongkong	4,134	1,203	943	333	332	51,698	26,050	18,937	13,230	13,365
British West India Islands (excluding Bahamas)	54	95	393	143	3,127	9,135
Commonwealth of Australia	11,473	10,313	10,732	12,924	13,956	39,032	32,394	36,769	43,324	36,700
Other British Possessions	220	933	1,501	1,147	2,034	2,321	9,634	3,933	6,529	9,227
TOTAL BRITISH EMPIRE	3,813,750	3,003,617	2,993,424	2,756,920	2,843,278	1,99,38,339	1,33,97,732	1,41,32,016	1,42,70,161	1,46,24,973

GENERAL IMPORTS

No. 10—continued

ARTICLES, AND COUNTRIES OF CONSIGNMENT; ALSO SHARE OF EACH PROVINCE	QUANTITY					VALUE				
	1980-81	1981-82	1982-83	1983-84	1984-85	1980-81	1981-82	1982-83	1983-84	1984-85
Liquors, including denatured and Perfumed Spirits—concluded										
Total Liquors—continued	Gals.	Gals.	Gals.	Gals.	Gals.	Rs.	Rs.	Rs.	Rs.	Rs.
Sweden	302	79	1,087	1,054	750	1,388	1,426	7,028	8,481	4,804
Denmark	15,858	24,906	22,426	23,423	25,129	60,640	69,351	62,648	68,086	97,110
Germany	942,277	574,276	523,449	524,172	384,322	304,260	18,48,488	17,23,624	14,57,251	14,31,908
Netherlands	889,429	852,770	239,080	317,980	424,364	9,66,418	7,92,762	6,87,179	7,70,044	10,01,226
Belgium	21,013	40,618	16,800	14,473	12,421	2,06,220	1,40,005	1,14,729	1,58,006	1,00,524
France	435,194	213,185	180,973	185,173	189,167	50,94,067	27,22,911	20,22,703	28,98,286	21,60,220
Spain	18,066	18,518	14,404	17,193	22,496	80,249	86,497	81,938	1,09,051	2,03,904
Portugal (including Azores and Madeira)	9,761	7,633	7,480	7,065	4,745	98,833	64,325	67,267	75,018	82,422
Switzerland	304	799	829	832	5,313	11,363	27,983	23,741	35,306	2,09,799
Italy (including Fiume)	42,934	30,876	30,760	29,453	23,363	2,31,097	1,69,194	2,10,023	2,14,497	1,79,221
Austria	1,195	13,063	1,616	636	182	2,334	25,464	4,891	4,810	3,904
Czechoslovakia	471	1,420	1,618	2,012	95	1,409	3,659	4,566	6,525	449
Java	1,144,628	1,068,884	867,054	521,323	410,760	12,01,557	10,11,350	8,02,860	7,00,462	5,40,723
China (excluding Hongkong and Macao)	4,116	3,991	2,577	10,829	11,929	37,595	26,786	10,012	20,337	28,508
Japan	279,959	260,659	416,563	528,306	488,337	4,65,658	3,89,972	4,44,908	5,09,899	5,27,173
United States of America—										
Via Atlantic Coast	50,940	46,536	47,056	43,830	46,851	16,45,577	14,10,229	15,46,825	15,55,277	13,04,227
" Pacific "	67	2	489	1,440	2,370	727	88	16,354	40,493	39,340
Other Foreign Countries	1,050	1,074	1,622	676	978	3,335	4,925	6,853	6,664	5,915
TOTAL FOREIGN COUNTRIES	3,363,894	2,662,424	2,416,792	2,098,498	2,069,062	1,32,37,624	37,89,405	34,33,134	34,27,648	39,31,516
Share of Bengal	2,068,019	1,603,264	1,622,067	1,170,926	1,342,749	24,74,413	67,66,349	64,56,306	61,26,731	67,26,316
" Bombay	2,192,479	1,866,141	1,803,667	1,729,197	1,626,610	29,67,253	64,52,170	69,69,228	71,07,138	74,33,041
" Sind	1,186,739	842,371	513,722	306,676	354,639	63,26,427	38,11,707	38,49,338	42,23,268	42,25,742
" Madras	807,367	673,899	671,177	600,781	631,627	35,66,784	24,63,240	24,63,223	24,93,136	26,14,001
" Burma	927,849	675,425	599,522	542,733	496,735	48,41,137	31,92,821	38,41,322	35,92,326	26,61,344
TOTAL	7,182,444	5,666,041	5,415,216	4,855,418	4,012,360	3,31,76,013	2,26,86,247	2,26,70,150	2,26,97,709	2,35,56,439
Machinery and Millwork—										
Prime-movers other than electrical—										
Locomotives (including those for railways)—	No.	No.	No.	No.	No.					
Oil Engines (H.P.)—	No.	No.	No.	No.	No.					
United Kingdom (including Channel Islands)	28	28	29	17	27	1,34,727	1,56,587	1,65,167	49,272	1,60,951
Denmark	1	6,456
Germany	1	4	..	2	..	5,236	24,480	..	488	..
Belgium	2	11,875
United States of America—Via Atlantic Coast	4	6	101	6,130	2,284	4,260
Other Foreign Countries	1	1	4,648	600
TOTAL FOREIGN COUNTRIES	7	10	..	2	13	22,471	26,764	..	488	16,725
Share of Bengal	13	16	16	16	36	68,336	63,168	1,05,268	41,537	1,62,366
" Bombay	11	12	6	1	..	72,938	78,023	48,892	6,022	..
" Sind	6	5	..	1	4	14,924	9,675	..	1,665	14,710
" Madras	1	8	214	7,018
" Burma	1	..	1	1,074	..	10,376	..
TOTAL	35	33	29	19	40	1,37,193	1,62,951	1,65,167	49,760	1,77,276

No. 10—continued

ARTICLES, AND COUNTRIES OF CONSIGNMENT; ALSO SHARE OF EACH PROVINCE	QUANTITY					VALUE				
	1930-31	1931-32	1932-33	1933-34	1934-35	1930-31	1931-32	1932-33	1933-34	1934-35
						R	R	R	R	R
<i>Machinery and Millwork—continued</i>										
<i>Prime-movers other than electrical—continued</i>										
<i>Locomotives (including those for railways)—continued</i>										
<i>Parts of oil engines (III. J)—United Kingdom (including Channel Islands)</i>	—	—	—	—	—	23,367	51,664	24,566	70,539	91,086
<i>Other British Possessions</i>	—	—	—	—	—	1,892
TOTAL BRITISH EMPIRE	—	—	—	—	—	23,367	51,664	24,566	70,539	92,978
<i>United States of America—Vid Atlantic Coast</i>	—	—	—	—	—	769	3,254	12,922	1,472	895
<i>Other Foreign Countries</i>	—	—	—	—	—	4,050	4,611	961	1,426	1,088
TOTAL FOREIGN COUNTRIES	—	—	—	—	—	4,819	7,865	13,883	2,898	1,983
<i>Share of Bengal</i>	—	—	—	—	—	20,210	31,851	28,019	65,050	78,100
<i>„ Bombay</i>	—	—	—	—	—	632	10,953	10,813	4,905	..
<i>„ Sind</i>	—	—	—	—	—	7,394	11,268	355	3,298	15,854
<i>„ Madras</i>	—	—	—	—	—	29	..	369	..	1,007
<i>„ Burma</i>	—	—	—	—	—	..	5,447	1,093	184	..
TOTAL	—	—	—	—	—	28,185	59,520	37,840	78,437	94,961
<i>Steam engines (III. J)—United Kingdom (including Channel Islands)</i>	No. 82	No. 38	No. 20	No. 12	No. 19	6,94,835	4,51,052	1,79,030	74,178	1,51,887
<i>Straits Settlements</i>	2	9,347
TOTAL BRITISH EMPIRE	82	38	22	12	19	6,94,835	4,51,052	1,88,377	74,178	1,51,887
<i>Denmark</i>	..	1	6,480
<i>Germany</i>	5	3	3	15	2	33,300	23,238	9,243	1,909	20,773
<i>Other Foreign Countries</i>	1	4,725
TOTAL FOREIGN COUNTRIES	5	4	3	15	3	33,300	34,743	9,243	1,909	25,498
<i>Share of Bengal</i>	28	6	13	18	14	2,55,073	30,728	1,20,793	16,930	1,13,316
<i>„ Bombay</i>	22	27	3	9	1	2,35,197	3,34,605	52,937	60,152	3,249
<i>„ Sind</i>	..	3	2	..	7	..	24,424	14,543	..	55,920
<i>„ Madras</i>	20	5	1,38,933	39,067
<i>„ Burma</i>	7	1	2	46,922	6,971	9,347
TOTAL	87	42	25	27	22	7,28,125	4,85,705	1,97,620	76,082	1,77,885
<i>Parts of steam engines (III. J)—United Kingdom (including Channel Islands)</i>	—	—	—	—	—	5,09,690	3,76,184	4,32,954	3,06,927	5,16,306
<i>Other British Possessions</i>	—	—	—	—	—	401	636	329
TOTAL BRITISH EMPIRE	—	—	—	—	—	5,09,690	3,76,184	4,33,355	3,07,563	5,17,132
<i>Sweden</i>	—	—	—	—	—	..	1,864	26,611
<i>Germany</i>	—	—	—	—	—	9,392	39,395	50,296	8,566	11,291
<i>Belgium</i>	—	—	—	—	—	16,318	6,865	369	1,208	..
<i>Italy (including Fiume)</i>	—	—	—	—	—	..	1,197	10,975
<i>Czechoslovakia</i>	—	—	—	—	—	5,103	..	20,084
<i>United States of America—Vid Atlantic Coast</i>	—	—	—	—	—	22,343	4,490	18,033	2,469	55,187
<i>„ Pacific</i>	—	—	—	—	—	..	1,985
<i>Other Foreign Countries</i>	—	—	—	—	—	519	9,092	400
TOTAL FOREIGN COUNTRIES	—	—	—	—	—	47,972	68,888	74,251	12,248	1,34,143

GENERAL IMPORTS

(206)

No. 10—continued

ARTICLES, AND COUNTRIES OF CONSIGNMENT; ALSO SHARE OF EACH PROVINCE	QUANTITY					VALUE				
	1930-31	1931-32	1932-33	1933-34	1934-35	1930-31	1931-32	1932-33	1933-34	1934-35
Machinery and Millwork—continued	—	—	—	—	—	R	R	R	R	R
Prime-movers (other than electric)—continued	—	—	—	—	—	—	—	—	—	—
Locomotives (including those for railways)—continued	—	—	—	—	—	—	—	—	—	—
Parts of steam engines (III. J)—contd.	—	—	—	—	—	—	—	—	—	—
Share of Bengal	—	—	—	—	—	1,33,348	1,23,533	3,59,366	1,75,341	4,04,7
„ Bombay	—	—	—	—	—	1,79,153	4,60,344	1,18,337	1,35,423	2,04,1
„ Sind	—	—	—	—	—	52,019	49,600	24,361	7,592	34,1
„ Madras	—	—	—	—	—	23,954	3,545	5,553	1,374	..
„ Burma	—	—	—	—	—	1,17,690	23,047	7,1
TOTAL	—	—	—	—	—	5,57,693	4,40,072	5,07,606	3,19,805	6,51,20
Railway locomotive engines and tenders and parts (III. J)—	—	—	—	—	—	—	—	—	—	—
United Kingdom (including Channel Islands)	—	—	—	—	—	94,62,486	40,53,435	25,51,419	33,62,444	34,98,021
Straits Settlements	—	—	—	—	—	1,001	3,175	4,600	5,660	10,394
Other British Possessions	—	—	—	—	—	1,172
TOTAL BRITISH EMPIRE	—	—	—	—	—	94,64,659	40,56,610	25,56,019	33,68,104	35,08,415
Sweden	—	—	—	—	—	24,978	79,272	52,004	65,654	49,156
Denmark	—	—	—	—	—	16,224	..	45	..	599
Germany	—	—	—	—	—	27,67,808	14,91,733	3,02,224	2,31,054	2,37,200
Netherlands	—	—	—	—	—	23,723	13,037	15,266	..	1,261
Belgium	—	—	—	—	—	2,08,798	7,10,734	1,10,336	1,53,024	2,25,781
France	—	—	—	—	—	2,448	8,513	2,438	30,390	24,991
Italy (including Fiume)	—	—	—	—	—	1,01,779	2,71,419	20,245	55,335	1,31,333
Czechoslovakia	—	—	—	—	—	7,293	16,192	10,248	9,033	5,441
Hungary	—	—	—	—	—	12,187	..	33,427	73,312	13,234
United States of America—Via Atlantic Coast	—	—	—	—	—	2,94,079	1,20,913	59,759	2,26,647	79,331
„ Pacific „	—	—	—	—	—	2,359	240	..
Other Foreign Countries	—	—	—	—	—	..	61	4,233	..	911
TOTAL FOREIGN COUNTRIES	—	—	—	—	—	35,79,720	27,11,866	6,12,395	9,07,095	7,50,091
Share of Bengal	—	—	—	—	—	57,54,341	24,04,624	7,54,639	12,75,125	15,47,331
„ Bombay	—	—	—	—	—	42,80,364	14,55,858	16,43,712	17,19,313	15,09,011
„ Sind	—	—	—	—	—	4,30,959	12,42,336	4,12,333	4,91,769	1,31,331
„ Madras	—	—	—	—	—	23,78,305	16,05,003	5,62,391	7,33,477	11,34,471
„ Burma	—	—	—	—	—	1,60
TOTAL	—	—	—	—	—	1,30,44,379	67,63,476	31,68,914	42,75,199	42,94,99
Others (III. J)—	—	—	—	—	—	—	—	—	—	—
United Kingdom (including Channel Islands)	—	—	—	—	—	73,229	14,146	77,312	90,623	1,64,33
Other British Possessions	—	—	—	—	—	312	..	29
TOTAL BRITISH EMPIRE	—	—	—	—	—	73,229	14,146	77,624	90,623	1,64,62
Denmark	—	—	—	—	—	1,009	57,13
Belgium	—	—	—	—	—	6,384	..	1,096	..	13,23
United States of America—Via Atlantic Coast	—	—	—	—	—	13,033	3,923	3,932	23,717	11,33
„ Pacific „	—	—	—	—	—	356	..
Other Foreign Countries	—	—	—	—	—	773	733	4,350	163	1,03
TOTAL FOREIGN COUNTRIES	—	—	—	—	—	20,704	9,661	9,398	29,235	32,33
Share of Bengal	—	—	—	—	—	6,392	250	2,023	29,551	14,33
„ Bombay	—	—	—	—	—	1,013	..	1,321	1,373	13
„ Sind	—	—	—	—	—	2,041
„ Madras	—	—	—	—	—	22,633	22,223	23,137	31,009	1,01,31
„ Burma	—	—	—	—	—	..	1,262	54,101	49,623	41,31
TOTAL	—	—	—	—	—	99,933	23,807	86,922	1,19,863	2,47,01

No. 10—continued

ARTICLES, AND COUNTRIES OF CONSIGNMENT; ALSO SHARE OF EACH PROVINCE	QUANTITY					VALUE				
	1930-31	1931-32	1932-33	1933-34	1934-35	1930-31	1931-32	1932-33	1933-34	1934-35
	No.	No.	No.	No.	No.	R	R	R	R	R
<i>Machinery and Millwork—continued</i>										
<i>Prime-movers (other than electrical)—continued</i>										
Other than locomotives—										
Gas Engines (III. J)—										
United Kingdom (including Channel Islands) . . .	33	9	15	22	20	1,50,520	28,723	57,709	37,137	70,180
Other British Possessions	1	1	..	2	..	426	148	..	2,071
TOTAL BRITISH EMPIRE . . .	33	10	16	22	22	1,50,520	29,149	57,857	37,137	72,251
Germany	4	8	1	..	1	1,504	5,554	6,258	..	1,600
United States of America—										
Via Atlantic Coast	35	21	10	9	6	7,652	40,728	6,509	3,390	62,176
“ Pacific ”	3	1	..	1	..	17,801	100	..	80	..
Other Foreign Countries	2	6	178	2,186
TOTAL FOREIGN COUNTRIES . . .	45	31	11	10	7	27,225	48,518	12,767	3,470	63,776
<i>Share of Bengal</i>	5	17	19	13	20	7,121	16,342	36,927	7,534	1,03,027
“ Bombay	14	2	1	2	2	5,743	1,217	768	6,543	4,627
“ Sind	19	1	1	5	..	42,628	919	20,732	4,740	..
“ Madras	19	10	9	5	3	41,473	23,313	6,406	6,780	2,478
“ Burma	21	11	4	7	2	30,717	86,276	26,343	14,905	26,654
TOTAL	78	41	27	32	29	1,77,745	77,667	70,684	40,607	1,36,927
<i>Parts of Gas Engines (III. J)—</i>										
United Kingdom (including Channel Islands)	—	—	—	—	—	65,806	62,328	56,557	56,694	15,303
Ceylon (excluding Maldives)	—	—	—	—	—	5,991	2,481
Other British Possessions	—	—	—	—	—	4,145	8,662	4,760	..	352
TOTAL BRITISH EMPIRE	—	—	—	—	—	69,951	65,990	61,317	62,685	18,136
Germany	—	—	—	—	—	1,266	..	605	80	14,140
United States of America—										
Via Atlantic Coast	—	—	—	—	—	10,750	1,83,820	4,599	1,000	2,806
“ Pacific ”	—	—	—	—	—	925	254	..	4,592	..
Other Foreign Countries	—	—	—	—	—	..	166	244
TOTAL FOREIGN COUNTRIES . . .	—	—	—	—	—	12,941	1,88,300	5,164	5,743	17,290
<i>Share of Bengal</i>	—	—	—	—	—	9,002	21,402	19,124	40,862	2,922
“ Bombay	—	—	—	—	—	12,664	8,666	8,423	2,277	2,224
“ Sind	—	—	—	—	—	252	8,406	537	1,662	752
“ Madras	—	—	—	—	—	20,094	11,691	25,862	8,529	11,204
“ Burma	—	—	—	—	—	40,829	1,94,445	16,420	2,127	16,922
TOTAL	—	—	—	—	—	82,842	2,40,290	66,461	68,428	25,426
<i>Oil Engines (III. J)—</i>										
United Kingdom (including Channel Islands)	2,529	1,412	2,801	1,697	2,092	55,21,988	21,17,094	29,75,910	22,29,146	42,21,212
Ceylon (excluding Maldives)	1	8	14	2	6	10,090	890	9,922	2,114	6,517
Straits Settlements	1	1	..	7,521	800
Other British Possessions	1	1	1	..	2	1,000	126	650	..	1,622
TOTAL BRITISH EMPIRE	2,531	1,412	2,816	1,699	2,101	55,98,078	21,25,041	29,86,292	22,31,260	49,30,119

GENERAL IMPORTS

(208)

No. 10—continued

ARTICLES AND COUNTRIES OF CONSIGNMENT; ALSO SHARE OF EACH PROVINCE	QUANTITY					VALUE				
	1930-31	1931-32	1932-33	1933-34	1934-35	1930-31	1931-32	1932-33	1933-34	1934-35
Machinery and Millwork—continued						R	R	R	R	
Prime-movers (other than electrical)—continued										
Other than locomotives—continued	No.	No.	No.	No.	No.					
Oil Engines (III. J)—continued										
Sweden	54	24	8	7	17	1,18,198	14,415	9,058	9,855	
Germany	105	116	245	255	245	3,90,718	4,04,423	3,14,801	4,24,107	
Netherlands	1	1	2	5,554	1,570	
Belgium	33	37	31	21	15	1,54,788	1,79,899	32,598	25,559	
France	30	19	11	9	5	15,123	23,451	4,599	5,892	
Switzerland	7	5	30	12	15	35,552	50,011	1,81,485	55,540	
Italy (including Fiume)	18	22	4	3	5	1,32,205	1,35,752	9,575	14,859	
Austria	8	7	3	3	1	4,333	75,425	5,273	10,152	
Czechoslovakia	1	2	12,880	7,713	
Japan	23	11	5	21	3	10,335	2,992	743	5,024	
United States of America—										
Via Atlantic Coast	570	91	52	90	74	2,29,575	39,713	22,555	24,595	
" Pacific "	1	170	
Other Foreign Countries	10	7	2	2	1	3,353	1,395	1,093	3,111	
TOTAL FOREIGN COUNTRIES	959	339	403	423	391	11,50,731	9,31,485	5,02,591	5,27,759	10,89,311
Share of Bengal	599	413	433	474	515	14,35,749	9,55,344	5,52,393	7,93,313	12,11,411
" Bombay	1,277	751	1,157	1,074	1,332	31,94,305	13,24,035	17,05,171	13,33,899	31,19,111
" Sind	219	130	152	133	141	7,51,937	5,04,057	4,23,435	3,41,473	4,46,111
" Madras	1,031	353	339	333	437	15,01,303	9,17,791	5,15,353	7,50,555	14,45,111
" Burma	34	70	97	63	119	5,80,339	3,24,333	1,31,555	3,90,333	7,64,111
TOTAL	3,500	1,757	2,219	2,127	2,494	57,53,359	40,57,135	35,33,333	39,59,099	54,00,111
Parts of oil engines (III. J)—										
United Kingdom (including Channel Islands)						12,95,437	3,47,399	5,50,105	5,53,155	11,04,711
Ceylon (excluding Maldives)						2,117	4,355	9,550	5,495	4,711
Other British Possessions						1,330	913	533	454	1,111
TOTAL BRITISH EMPIRE						15,00,434	8,53,132	6,70,448	6,70,105	11,11,111
Sweden						27,157	21,333	15,555	10,310	9,111
Germany						1,55,539	95,491	73,997	93,373	1,49,111
Netherlands						5,194	..	7,343	3,029	1,111
Belgium						17,510	23,555	35,724	15,459	14,111
France						15,570	3,530	4,131	15,093	20,111
Switzerland						47,153	53,331	30,193	15,543	22,111
Italy (including Fiume)						1,72,592	53,755	35,333	35,572	13,111
Austria						1,770	500	53	12,555	1,111
United States of America—										
Via Atlantic Coast						70,144	23,754	19,555	20,333	32,111
" Pacific "						1,902	4,555	3,555	1,555	5,111
Other Foreign Countries						1,193	4,549	1,333	533	7,111
TOTAL FOREIGN COUNTRIES						5,13,333	2,73,337	2,25,115	2,32,452	3,31,111
Share of Bengal						5,25,533	2,32,333	3,32,755	3,13,333	4,37,111
" Bombay						5,23,379	4,30,331	4,33,551	4,35,570	5,37,111
" Sind						1,33,723	1,01,344	1,13,143	1,40,555	1,44,111
" Madras						2,55,533	2,33,573	2,50,473	1,55,533	1,59,111
" Burma						1,74,504	57,997	72,333	59,554	1,44,111
TOTAL						13,13,772	11,25,419	11,95,554	12,02,557	15,59,333

No. 10—continued

ARTICLES AND COUNTRIES OF CONSIGNMENT; ALSO SHARE OF EACH PROVINCE	QUANTITY					VALUE				
	1930-31	1931-32	1932-33	1933-34	1934-35	1930-31	1931-32	1932-33	1933-34	1934-35
Machinery and Millwork—continued										
Prime-movers (other than electrical)—continued										
Other than locomotives— continued	No.	No.	No.	No.	No.	₹	₹	₹	₹	₹
Steam Engines (III. J)—										
United Kingdom (including Channel Islands)	119	62	34	112	64	9,44,191	5,31,512	2,06,987	5,91,798	3,16,128
Sweden	1	1	10,703	5,140
Germany	5	18	71,914	91,843	..
Netherlands	14	1,88,858	..
Belgium	2	16	1,00,654	1,30,562	..
Switzerland	1	21,511
Italy (including Fiume)	2	68,711
Czechoslovakia	7	58,762	..
United States of America—										
Via Atlantic Coast	4	2	1	8,081	1,800	4,234
TOTAL FOREIGN COUNTRIES	7	3	3	55	1	96,303	12,598	1,77,703	4,69,825	4,234
Share of Bengal	54	19	18	47	28	3,37,034	1,45,707	77,887	2,39,409	1,50,139
" Bombay	27	23	17	58	15	3,26,739	2,77,374	2,52,613	3,63,420	1,02,338
" Sind	10	4	3	55	7	1,16,148	19,863	33,153	4,42,744	23,733
" Madras	3	6	4	4	4	52,457	44,435	12,731	14,224	27,131
" Burma	32	13	3	3	11	2,08,116	36,178	8,311	1,326	16,366
TOTAL	126	65	42	167	65	10,40,494	5,44,105	3,84,095	10,61,623	8,20,357
Parts of Steam Engines (III. J)—										
United Kingdom (including Channel Islands)	—	—	—	—	—	12,95,437	5,19,425	3,64,650	3,10,556	3,82,003
Other British Possessions	—	—	—	—	—	2,272	2,883	2,147	1,017	210
TOTAL BRITISH EMPIRE	—	—	—	—	—	12,97,709	5,22,308	3,66,806	3,20,573	3,82,213
Sweden	—	—	—	—	—	81	2,408	3,648	250	39,672
Germany	—	—	—	—	—	4,122	9,498	19,096	18,094	28,563
Belgium	—	—	—	—	—	5,641	5,232	18,589	11,484	80,825
France	—	—	—	—	—	15,440	..	1,413	1,201	1,080
Switzerland	—	—	—	—	—	17,578	84	979	..	736
Italy (including Fiume)	—	—	—	—	—	1,107	4,058	7,303	..	2,442
United States of America—										
Via Atlantic Coast	—	—	—	—	—	35,057	36,117	3,858	7,619	15,039
" Pacific "	—	—	—	—	—	1,124
Other Foreign Countries	—	—	—	—	—	5,365	2,367	1,804	5,758	3,034
TOTAL FOREIGN COUNTRIES	—	—	—	—	—	85,519	59,764	46,250	44,356	1,20,059
Share of Bengal	—	—	—	—	—	3,23,592	2,05,320	88,568	1,47,433	1,53,170
" Bombay	—	—	—	—	—	3,25,691	2,27,426	2,36,720	1,83,220	3,09,613
" Sind	—	—	—	—	—	7,022	3,995	5,834	15,750	6,232
" Madras	—	—	—	—	—	1,41,974	70,369	69,562	5,820	12,038
" Burma	—	—	—	—	—	65,032	70,162	22,332	12,556	21,719
TOTAL	—	—	—	—	—	13,88,228	5,82,072	4,13,056	3,44,920	5,02,872
Others (III. J)—										
United Kingdom (including Channel Islands)	—	—	—	—	—	11,00,458	5,29,000	69,680	3,08,750	7,48,923
Other British Possessions	—	—	—	—	—	..	208	150
TOTAL BRITISH EMPIRE	—	—	—	—	—	11,00,458	5,29,208	69,680	3,08,750	7,48,973

ARTICLES, AND COUNTRIES OF CONSIGNMENT; ALSO SHARE OF EACH PROVINCE	QUANTITY					VALUE				
	1930-31	1931-32	1932-33	1933-34	1934-35	1930-31	1931-32	1932-33	1933-34	1934-35
Machinery and Millwork—continued										
<i>Prime-movers (other than electrical)—concluded</i>						B	B	B	B	
Other than locomotives—concluded										
Others (III. J)—continued										
U. S. S. R.—Northern	—	—	—	—	—	25,900
Sweden	—	—	—	—	—	296	22,352	11,926
Germany	—	—	—	—	—	21,577	5,509	46,155	10,018	..
Switzerland	—	—	—	—	—	8,41,265	4,85,625	1,851	69,961	..
Italy (including Fiume)	—	—	—	—	—	..	28,318
United States of America—										
Via Atlantic Coast	—	—	—	—	—	24,988	2,216	916	849	..
Other Foreign Countries	—	—	—	—	—	536	496	266	4,615	..
TOTAL FOREIGN COUNTRIES	—	—	—	—	—	4,14,561	5,05,316	62,614	84,982	..
<i>Share of Bengal</i>	—	—	—	—	—	9,45,890	9,38,177	63,161	4,25,266	..
" Bombay	—	—	—	—	—	6,25,875	74,726	49,472	180	..
" Madras	—	—	—	—	—	31,373	29,856	19,511	22,005	..
" Burma	—	—	—	—	—	19,222	1,925	..	6,113	..
TOTAL	—	—	—	—	—	15,15,019	10,24,484	1,32,244	4,53,982	..
Electrical machinery of all kinds, not including instruments, apparatus, appliances and parts thereof—										
Control and switch gear (III. J)—										
United Kingdom (including Channel Islands)	—	—	—	—	—	38,54,546	29,91,866	21,60,294	19,79,420	22,1
Other British Possessions	—	—	—	—	—	2,588	506	1,400	516	..
TOTAL BRITISH EMPIRE	—	—	—	—	—	38,57,132	29,92,372	21,70,694	19,79,936	22,1
Denmark	—	—	—	—	—
Sweden	—	—	—	—	—	15,508	67,431	35,750	22,503	..
Germany	—	—	—	—	—	1,08,205	2,06,261	1,21,491	1,29,830	..
Netherlands	—	—	—	—	—	6,607	11,570	9,090	62,678	..
Belgium	—	—	—	—	—	11,976	6,838	1,433	1,761	..
Switzerland	—	—	—	—	—	2,517	8,007	6,709	14,582	..
Italy (including Fiume)	—	—	—	—	—	4,888	8,534	7,619	4,762	..
Austria	—	—	—	—	—	260	21,415	245	7,500	..
Czechoslovakia	—	—	—	—	—	..	9,323	749	1,301	..
United States of America—										
Via Atlantic Coast	—	—	—	—	—	5,15,606	1,93,675	2,90,915	1,78,593	..
" Pacific "	—	—	—	—	—
Other Foreign Countries	—	—	—	—	—	1,575	946	2,428	7,688	..
TOTAL FOREIGN COUNTRIES	—	—	—	—	—	7,22,187	5,37,050	4,82,438	4,41,158	..
<i>Share of Bengal</i>	—	—	—	—	—	19,11,314	9,99,631	8,43,372	7,82,223	..
" Bombay	—	—	—	—	—	19,03,330	11,51,835	6,13,661	7,71,222	..
" Sind	—	—	—	—	—	7,94,527	3,27,006	7,27,354	2,54,312	..
" Madras	—	—	—	—	—	5,46,889	4,91,041	3,27,789	4,97,877	..
" Burma	—	—	—	—	—	2,62,909	2,50,209	1,30,288	1,14,660	..
TOTAL	—	—	—	—	—	45,79,260	35,29,422	26,53,182	24,21,094	..
Generators, Alternators and Dynamos (III. J)—										
United Kingdom (including Channel Islands)	—	—	—	—	—	38,08,979	34,89,465	16,93,716	8,03,285	12,1
Other British Possessions	—	—	—	—	—	4,286	3,970	940	1,940	..
TOTAL BRITISH EMPIRE	—	—	—	—	—	38,13,265	34,93,435	16,94,656	8,05,225	12,1

No. 10—continued

ARTICLES, AND COUNTRIES OF CONSIGNMENT; ALSO NAME OF EACH PROVINCE	QUANTITY					VALUE				
	1980-81	1981-82	1982-83	1983-84	1984-85	1980-81	1981-82	1982-83	1983-84	1984-85
<i>Machinery and Millwork—continued</i>										
<i>Electrical machinery of all kinds, not including instru- ments, apparatus, appli- ances and parts thereof —continued</i>						R	R	R	R	R
Generators, Alternators, and Dynamoes (III. J)— <i>continued</i>										
Sweden	—	—	—	—	—	3,183	1,65,394	44,844	95,730	47,642
Germany	—	—	—	—	—	1,74,075	9,09,258	1,19,892	1,43,040	2,17,818
Netherlands	—	—	—	—	—	869	56,840	4,908	25,815	3,766
Belgium	—	—	—	—	—	83,827	1,985	469	2,419	2,201
France	—	—	—	—	—	5,570	1,118	18,886
Switzerland	—	—	—	—	—	4,821	4,824	2,858	20,689	13,407
Italy (including Fiume)	—	—	—	—	—	29,106	21,807	9,112	2,515	5,953
Hungary	—	—	—	—	—	612	5,221	4,425
Austria	—	—	—	—	—	15,328	6,601	3,321	18,479	15,906
Czechoslovakia	—	—	—	—	—	..	27,449	..	3,719	..
United States of America—										
Via Atlantic Coast	—	—	—	—	—	1,17,513	5,00,195	64,798	1,07,125	54,577
" Pacific "	—	—	—	—	—	644
Other Foreign Countries	—	—	—	—	—	60	4,702	2,038
TOTAL FOREIGN COUNTRIES	—	—	—	—	—	3,88,599	11,04,401	2,51,453	4,29,454	3,81,564
<i>Share of Bengal</i>	—	—	—	—	—	26,88,010	21,14,181	3,39,060	4,33,999	3,89,377
" Bombay	—	—	—	—	—	7,32,380	7,67,189	5,46,483	4,35,482	7,66,135
" Sind	—	—	—	—	—	4,18,115	13,90,399	1,48,181	70,045	1,05,510
" Madras	—	—	—	—	—	2,26,472	3,45,830	3,62,061	3,16,704	3,23,807
" Burma	—	—	—	—	—	1,46,837	99,237	69,324	38,399	80,302
TOTAL	—	—	—	—	—	41,06,864	45,97,836	19,43,109	12,94,629	16,54,931
<i>Motors (III. J)—</i>										
United Kingdom (including Channel Islands)	—	—	—	—	—	34,88,401	22,62,718	15,64,571	16,69,948	20,64,493
Ceylon (excluding Maldives)	—	—	—	—	—	1,552	185	2,602	5,593	..
Other British Possessions	—	—	—	—	—	2,537	1,805	2,211	3,317	..
TOTAL BRITISH EMPIRE	—	—	—	—	—	34,93,490	22,64,658	15,69,384	16,83,857	20,64,493
Sweden	—	—	—	—	—	78,009	59,311	1,08,151	1,03,067	1,04,687
Denmark	—	—	—	—	—	708	3,903	18,500	9,452	30,324
Germany	—	—	—	—	—	2,56,682	2,57,637	2,59,194	2,88,829	6,71,093
Netherlands	—	—	—	—	—	18,867	40,862	12,326	19,314	16,787
Belgium	—	—	—	—	—	17,049	49,733	13,336	37,174	34,666
France	—	—	—	—	—	10,542	6,739	5,776	24,309	27,772
Switzerland	—	—	—	—	—	23,264	34,081	32,433	1,60,144	41,153
Italy (including Fiume)	—	—	—	—	—	39,253	16,743	11,053	1,20,975	23,923
Czechoslovakia	—	—	—	—	—	5,110	80
Austria	—	—	—	—	—	24,644	14,156	15,767	9,974	47,760
Japan	—	—	—	—	—	..	900	333	3,289	1,885
United States of America—										
Via Atlantic Coast	—	—	—	—	—	4,53,099	2,42,768	3,55,746	1,59,073	4,27,068
" Pacific "	—	—	—	—	—	..	187	1,099
Other Foreign Countries	—	—	—	—	—	..	317	104	3,613	3,461
TOTAL FOREIGN COUNTRIES	—	—	—	—	—	9,22,112	7,27,377	8,35,223	9,54,323	14,37,559
<i>Share of Bengal</i>	—	—	—	—	—	23,65,303	10,20,246	12,85,050	9,49,323	17,36,345
" Bombay	—	—	—	—	—	9,28,013	3,74,616	7,31,346	10,41,678	11,65,436
" Sind	—	—	—	—	—	1,23,483	1,15,901	90,435	94,033	1,51,733
" Madras	—	—	—	—	—	7,84,336	6,72,341	3,12,833	4,36,203	3,51,401
" Burma	—	—	—	—	—	2,14,567	4,09,326	35,103	69,944	98,637
TOTAL	—	—	—	—	—	44,15,692	29,92,080	24,04,607	26,38,130	35,02,053

GENERAL IMPORTS

No. 10—continued

ARTICLES, AND COUNTRIES OF CONSIGNMENT; ALSO SHARE OF EACH PROVINCE	QUANTITY					VALUE			
	1930-31	1931-32	1932-33	1933-34	1934-35	1930-31	1931-32	1932-33	1933-34
Machinery and Millwork—continued									
<i>Electrical machinery of all kinds, not including instruments, apparatus, appliances and parts thereof—continued</i>						R	R	R	R
<i>Transformers (III. J)—</i>									
United Kingdom (including Channel Islands)	—	—	—	—	—	11,81,804	7,01,554	14,04,802	9,04,083
Other British Possessions	—	—	—	—	—	..	4,192
TOTAL BRITISH EMPIRE	—	—	—	—	—	11,81,804	7,05,746	14,04,802	9,04,083
Sweden	—	—	—	—	—	29,287	17,380	25,065	59,942
Norway	—	—	—	—	—	14,422	1,527
Germany	—	—	—	—	—	98,223	55,100	29,457	40,177
Netherlands	—	—	—	—	—	12,297	6,254	3,152	66
Belgium	—	—	—	—	—	7,612	17,921	9,986	1,776
Switzerland	—	—	—	—	—	59,539	6,537	106	3,707
Italy (including Fiume)	—	—	—	—	—	13,884	20,404	7,181	1,534
Austria	—	—	—	—	—	1,173	26,904	..	1,731
Czechoslovakia	—	—	—	—	—	..	14,085
United States of America—Vid Atlantic Coast	—	—	—	—	—	2,53,341	2,54,180	3,28,422	1,89,221
Other Foreign Countries	—	—	—	—	—	4,005	420	196	..
TOTAL FOREIGN COUNTRIES	—	—	—	—	—	4,03,788	4,29,135	4,03,565	2,99,680
<i>Share of Bengal</i>	—	—	—	—	—	5,96,003	3,31,998	1,19,494	2,41,374
" Bombay	—	—	—	—	—	4,39,212	2,44,551	2,54,396	4,67,126
" Sind	—	—	—	—	—	1,28,381	3,29,294	12,41,963	1,33,705
" Madras	—	—	—	—	—	3,76,384	3,23,010	2,27,131	3,53,538
" Burma	—	—	—	—	—	85,707	55,958	54,384	3,033
TOTAL	—	—	—	—	—	16,25,587	11,34,811	18,98,367	12,03,713
Turbo-generating sets (III. J)—									
United Kingdom (including Channel Islands)	—	—	—	—	—	2,34,382	2,57,551	3,27,088	1,59,938
Sweden	—	—	—	—	—	2,908	..	15,308	3,137
Norway	—	—	—	—	—	5,499	..
Germany	—	—	—	—	—	1,598	97,596	..	7,968
Belgium	—	—	—	—	—	64,785	67,043	4,294	..
Switzerland	—	—	—	—	—	88,212	..
Italy (including Fiume)	—	—	—	—	—	8,867	17,782	..	2,745
United States of America—Vid Atlantic Coast	—	—	—	—	—	4,027	2,208	67,825	..
" Pacific	—	—	—	—	—	937
Other Foreign Countries	—	—	—	—	—
TOTAL FOREIGN COUNTRIES	—	—	—	—	—	82,180	1,84,681	1,81,133	14,797
<i>Share of Bengal</i>	—	—	—	—	—	9,330	3,377	..	1,44,045
" Bombay	—	—	—	—	—	12,914	1,37,203	2,18,715	12,234
" Sind	—	—	—	—	—	7,534
" Madras	—	—	—	—	—	92,225	..	5,143	..
" Burma	—	—	—	—	—	2,09,543	3,11,132	2,34,368	20,922
TOTAL	—	—	—	—	—	3,17,012	4,42,312	4,58,221	1,84,735
Others (III. J)—									
United Kingdom (including Channel Islands)	—	—	—	—	—	56,89,897	53,03,997	48,40,273	30,16,255
Ceylon (excluding Maldives)	—	—	—	—	—	3,720	25,940	6,340	7,511
Canada—Vid Atlantic Coast	—	—	—	—	—	44,785	1,12,082	1,07,090	60,090

No. 10—continued

COUNTRIES AND COUNTRIES OF ORIGIN OF EACH PROVINCE	QUANTITY					VALUE				
	1930-31	1931-32	1932-33	1933-34	1934-35	1930-31	1931-32	1932-33	1933-34	1934-35
<i>inery and Millwork—continued</i>										
<i>ectrical machinery of all kinds, not including instruments, apparatus, appliances and parts thereof—continued</i>						R	R	R	R	R
Others (III, J)—continued										
Commonwealth of Australia	—	—	—	—	—	8,511	630	..	777	2,788
Other British Possessions	—	—	—	—	—	1,228	320	572	2,889	1,309
TOTAL BRITISH EMPIRE	—	—	—	—	—	56,99,141	54,42,919	53,15,120	30,77,531	48,06,838
Sweden	—	—	—	—	—	17,831	33,561	69,684	1,74,668	1,06,144
Denmark	—	—	—	—	—	3,882	11,029	1,094	1,849	17,226
Poland (including Danzig)	—	—	—	—	—	..	15,959
Germany	—	—	—	—	—	9,80,782	5,79,721	5,00,399	4,76,908	9,28,022
Netherlands	—	—	—	—	—	14,561	7,682	7,384	27,991	1,070
Belgium	—	—	—	—	—	2,62,106	2,80,523	71,115	26,054	74,275
France	—	—	—	—	—	34,919	8,072	16,654	58,200	1,21,970
Switzerland	—	—	—	—	—	10,512	21,738	7,317	7,958	5,902
Italy (including Fiume)	—	—	—	—	—	88,642	81,857	42,354	34,748	83,997
Austria	—	—	—	—	—	36,777	9,111	2,883	22,795	31,090
Hungary	—	—	—	—	—	14,785	..
Czechoslovakia	—	—	—	—	—	33,167	9,121	12,004	3,261	6,702
Iraq	—	—	—	—	—	11,000
Japan	—	—	—	—	—	1,723	844	3,089	7,717	35,720
United States of America—										
Via Atlantic Coast	—	—	—	—	—	15,48,228	24,14,306	4,73,598	10,60,536	3,26,066
,, Pacific ,,	—	—	—	—	—	37,883	12,189	363	3,924	1,065
Other Foreign Countries	—	—	—	—	—	..	1,656	40	549	330
TOTAL FOREIGN COUNTRIES	—	—	—	—	—	30,84,963	34,86,868	12,12,978	19,21,943	18,11,497
Share of Bengal	—	—	—	—	—	1,41,006	1,08,738	34,899	59,143	4,51,715
,, Bombay	—	—	—	—	—	15,38,554	10,54,087	10,34,488	20,37,650	25,67,400
,, Sind	—	—	—	—	—	25,35,749	44,68,198	33,53,945	11,96,666	12,40,218
,, Madras	—	—	—	—	—	35,83,535	30,03,364	16,21,647	15,32,718	17,65,190
,, Burma	—	—	—	—	—	9,65,210	3,06,850	2,43,114	1,33,298	93,307
TOTAL	—	—	—	—	—	67,64,104	89,29,787	62,28,093	49,99,474	61,18,330
<i>Total value of Electrical machinery of all kinds, not including instruments, apparatus, appliances and parts thereof—</i>										
United Kingdom (including Channel Islands)	—	—	—	—	—	1,81,53,459	1,50,07,176	1,20,89,744	86,02,829	1,21,78,517
Ceylon (excluding Maldives)	—	—	—	—	—	6,162	26,085	8,948	15,043	11,828
Straits Settlements	—	—	—	—	—	7,639	5,765	2,020	3,435	966
Canada—										
Via Atlantic Coast	—	—	—	—	—	47,414	1,12,212	1,69,329	51,098	13,832
,, Pacific ,,	—	—	—	—	—	4,376	..
Commonwealth of Australia	—	—	—	—	—	8,511	4,752	1,603	860	2,788
Other British Possessions	—	—	—	—	—	1,479	626	100	2,784	862
TOTAL BRITISH EMPIRE	—	—	—	—	—	1,82,29,664	1,51,56,636	1,22,71,744	86,80,470	1,22,08,822
Sweden	—	—	—	—	—	1,46,171	3,43,577	2,93,306	4,69,047	5,24,230
Norway	—	—	—	—	—	14,404	..	5,499	1,527	269
Denmark	—	—	—	—	—	4,585	14,932	20,494	15,184	54,067
Poland (including Danzig)	—	—	—	—	—	..	15,959
Germany	—	—	—	—	—	16,74,565	15,05,560	10,36,933	10,86,742	21,24,007
Netherlands	—	—	—	—	—	48,200	1,22,708	36,660	1,35,863	54,967
Belgium	—	—	—	—	—	3,07,155	4,24,032	1,01,133	69,174	1,49,265
France	—	—	—	—	—	55,869	16,762	32,478	35,080	1,64,504
Switzerland	—	—	—	—	—	1,00,153	75,187	37,640	2,07,080	86,747
Italy (including Fiume)	—	—	—	—	—	1,79,635	1,34,627	77,319	1,67,289	1,36,443

GENERAL IMPORTS

(214)

No. 10—continued

ARTICLES, AND COUNTRIES OF CONSIGNMENT; ALSO SHARE OF EACH PROVINCE	QUANTITY					VALUE			
	1980-81	1981-82	1982-83	1983-84	1984-85	1980-81	1981-82	1982-83	1983-84
Machinery and Millwork—continued									
<i>Electrical machinery of all kinds, not including instruments, apparatus, appliances, and parts thereof—concluded</i>						B	B	B	B
<i>Total value of Electrical machinery of all kinds, not including instruments, apparatus, appliances and parts thereof—continued</i>									
Austria	—	—	—	—	—	78,180	78,187	22,216	60,470
Hungary	—	—	—	—	—	716	26,728
Czechoslovakia	—	—	—	—	—	88,167	59,928	12,758	18,891
Iraq	—	—	—	—	—	..	250	..	196
Japan	—	—	—	—	—	2,444	2,822	6,402	18,407
United States of America—									
Via Atlantic Coast	—	—	—	—	—	28,96,814	26,31,272	15,84,294	16,94,548
" Pacific "	—	—	—	—	—	37,583	12,376	2,006	4,861
Other Foreign Countries	—	—	—	—	—	9	1,723	226	6,799
TOTAL FOREIGN COUNTRIES	—	—	—	—	—	56,69,774	64,69,462	33,16,785	40,61,355
<i>Share of Bengal</i>	—	—	—	—	—	76,96,466	44,26,721	31,71,876	26,11,005
" Bombay	—	—	—	—	—	47,14,403	42,09,131	33,29,639	47,65,391
" Sind	—	—	—	—	—	40,80,355	65,30,493	56,81,367	17,56,296
" Madras	—	—	—	—	—	66,09,491	47,36,086	26,66,469	31,76,822
" Burma	—	—	—	—	—	19,77,323	17,32,619	8,08,739	4,32,308
TOTAL	—	—	—	—	—	2,38,96,438	2,16,30,098	1,56,88,529	1,27,41,825
Machinery, not being Prime-movers or Electrical machinery—									
<i>Aerated water making machinery (III. J)—</i>									
United Kingdom (including Channel Islands)	—	—	—	—	—	91,490	56,902	45,244	54,044
Other British Possessions	—	—	—	—	—	207	3,905	70	60
TOTAL BRITISH EMPIRE	—	—	—	—	—	91,697	60,807	45,314	54,094
Germany	—	—	—	—	—	24,746	10,472	8,432	2,898
Other Foreign Countries	—	—	—	—	—	6,858	4,520	2,459	312
TOTAL FOREIGN COUNTRIES	—	—	—	—	—	41,599	14,992	10,891	3,210
<i>Share of Bengal</i>	—	—	—	—	—	54,757	26,376	2,337	7,087
" Bombay	—	—	—	—	—	56,764	24,337	32,227	27,433
" Sind	—	—	—	—	—	5,033	500	6,111	3,067
" Madras	—	—	—	—	—	438	13,966	4,953	9,681
" Burma	—	—	—	—	—	16,357	14,130	3,073	5,307
TOTAL	—	—	—	—	—	1,33,296	77,709	56,205	57,804
Agricultural machinery—									
<i>Agricultural tractors and parts (III. J)—</i>									
United Kingdom (including Channel Islands)	—	—	—	—	—	69,573	22,979	85,616	67,820
Kenya Colony	—	—	—	—	—	7,664
Canada—									
Via Atlantic Coast	—	—	—	—	—	19,651	150	..	7,338
Commonwealth of Australia	—	—	—	—	—	11,009	257
Other British Possessions	—	—	—	—	—	232	747	4,917	137
TOTAL BRITISH EMPIRE	—	—	—	—	—	89,455	23,876	81,542	83,010

No. 10—continued

ARTICLES, AND COUNTRIES OF CONSIGNMENT; ALSO SHARE OF EACH PROVINCE	QUANTITY					VALUE				
	1930-31	1931-32	1932-33	1933-34	1934-35	1930-31	1931-32	1932-33	1933-34	1934-35
Machinery and Millwork—continued										
<i>Machinery, not being Prime-movers or Electrical machinery—continued</i>						R	R	R	R	R
<i>Agricultural machinery—continued</i>										
<i>Agricultural tractors and parts (III. J)—continued</i>										
Sweden	—	—	—	—	—	4,824	..	24,096	..	112
Germany	—	—	—	—	—	6,025	10,986	13,158	20,723	57,146
Netherlands	—	—	—	—	—	10,496	..	87	..	130
Belgium	—	—	—	—	—	47,062	7,938	1,918	1,186	544
United States of America—										
<i>Via Atlantic Coast</i>	—	—	—	—	—	3,51,913	2,83,656	2,85,561	3,94,203	3,12,234
<i>" Pacific "</i>	—	—	—	—	—	9,944	6,753
Other Foreign Countries .	—	—	—	—	—	..	149	2,197	624	719
TOTAL FOREIGN COUNTRIES	—	—	—	—	—	4,30,269	2,89,482	3,27,017	4,16,796	3,70,835
<i>Share of Bengal</i>	—	—	—	—	—	2,00,438	1,19,662	69,773	1,04,686	1,24,931
<i>" Bombay</i>	—	—	—	—	—	1,16,454	34,918	34,318	1,45,055	1,32,408
<i>" Sind</i>	—	—	—	—	—	35,722	49,335	1,43,280	1,30,816	76,332
<i>" Madras</i>	—	—	—	—	—	64,673	31,593	4,592	27,330	8,353
<i>" Burma</i>	—	—	—	—	—	1,02,487	77,350	71,836	41,925	43,622
TOTAL	—	—	—	—	—	6,19,724	3,13,358	3,78,550	4,99,812	4,45,651
Ploughs and parts (III. J)—										
United Kingdom (including Channel Islands)	—	—	—	—	—	47,590	74,196	23,107	1,15,114	2,13,331
Other British Possessions .	—	—	—	—	—	439	..	323	4,303	373
TOTAL BRITISH EMPIRE	—	—	—	—	—	48,029	74,196	23,935	1,19,417	2,14,254
Germany	—	—	—	—	—	1,015	243	5,513	1,343	6,737
United States of America—										
<i>Via Atlantic Coast</i>	—	—	—	—	—	73,343	8,392	24,689	43,471	52,010
<i>" Pacific "</i>	—	—	—	—	—	11,013	1,043
Other Foreign Countries .	—	—	—	—	—	623	230	17	5,537	99
TOTAL FOREIGN COUNTRIES	—	—	—	—	—	74,934	9,365	30,224	61,374	60,347
<i>Share of Bengal</i>	—	—	—	—	—	30,493	19,631	16,333	22,731	33,337
<i>" Bombay</i>	—	—	—	—	—	40,777	52,201	13,245	1,30,365	2,13,073
<i>" Sind</i>	—	—	—	—	—	12,537	6,313	15,567	13,230	16,007
<i>" Madras</i>	—	—	—	—	—	23,673	4,534	479	13,365	2,200
<i>" Burma</i>	—	—	—	—	—	10,572	332	3,030	..	469
TOTAL	—	—	—	—	—	1,23,013	83,651	54,159	1,30,701	2,75,101
Other sorts (III. J)—										
United Kingdom (including Channel Islands)	—	—	—	—	—	85,235	69,150	1,30,296	2,00,127	2,20,022
Union of South Africa . .	—	—	—	—	—	614	6,796	..
Other British Possessions .	—	—	—	—	—	4,675	153	1,933	1,466	446
TOTAL BRITISH EMPIRE	—	—	—	—	—	89,960	69,303	1,32,843	2,08,409	2,20,468
Germany	—	—	—	—	—	79,123	23,393	53,532	91,922	1,29,756
Netherlands	—	—	—	—	—	7,051
United States of America—										
<i>Via Atlantic Coast</i>	—	—	—	—	—	32,619	20,431	11,139	23,172	42,515
<i>" Pacific "</i>	—	—	—	—	—	..	100	..	55	1
Other Foreign Countries .	—	—	—	—	—	1,356	205	134	4,763	1,277
TOTAL FOREIGN COUNTRIES	—	—	—	—	—	1,13,603	49,134	76,966	1,24,917	1,73,549

GENERAL IMPORTS

(216)

No. 10—continued

ARTICLES, AND COUNTRIES OF CONSIGNMENT; ALSO SHARE OF EACH PROVINCE	QUANTITY					VALUE				
	1930-31	1931-32	1932-33	1933-34	1934-35	1930-31	1931-32	1932-33	1933-34	1934-35
Machinery and Millwork—continued										
<i>Machinery, not being Prime-movers or Electrical machinery—continued</i>						R	R	R	R	R
<i>Agricultural machinery—concluded.</i>										
<i>Other sorts (III. J)—continued.</i>										
<i>Share of Bengal</i>	—	—	—	—	—	3,661	6,118	44,433	61,868	1,39,111
" <i>Bombay</i>	—	—	—	—	—	37,090	43,638	23,928	27,124	24,401
" <i>Sind</i>	—	—	—	—	—	1,25,141	42,067	1,54,306	1,61,119	2,03,624
" <i>Madras</i>	—	—	—	—	—	16,076	26,843	39,803	77,478	24,224
" <i>Burma</i>	—	—	—	—	—	21,595	1,022	3,206	2,753	20
TOTAL	—	—	—	—	—	2,08,563	1,18,487	2,65,709	8,33,826	3,94,01
Total Agricultural machinery—										
United Kingdom (including Channel Islands)	—	—	—	—	—	2,02,447	1,66,325	2,45,019	8,83,061	5,04,77
Kenya Colony	—	—	—	—	—	7,464	1,79
Union of South Africa	—	—	—	—	—	5,608	8,044	1,04
Canada—										
<i>Via Atlantic Coast</i>	—	—	—	—	—	19,651	150	..	11,498	20
Commonwealth of Australia	—	—	—	—	—	4,675	..	11,009	257	..
Other British Possessions	—	—	—	—	—	671	900	2,689	523	1,54
TOTAL BRITISH EMPIRE	—	—	—	—	—	2,27,444	1,67,375	2,64,330	4,10,842	5,09,41
Sweden	—	—	—	—	—	4,824	..	24,096	..	1
Germany	—	—	—	—	—	86,168	89,677	77,258	1,13,093	1,93,6
Netherlands	—	—	—	—	—	10,496	205	7,138	..	21
Belgium	—	—	—	—	—	47,062	7,988	1,918	9,741	1,3
United States of America—										
<i>Via Atlantic Coast</i>	—	—	—	—	—	4,57,880	2,93,029	3,21,389	4,65,906	4,07,6
" <i>Pacific</i>	—	—	—	—	—	9,944	6,858	..	11,073	1,0
Other Foreign Countries	—	—	—	—	—	2,482	379	2,898	2,374	1,31
TOTAL FOREIGN COUNTRIES	—	—	—	—	—	6,18,856	3,48,031	4,34,107	6,08,087	6,05,2
<i>Share of Bengal</i>	—	—	—	—	—	2,34,647	1,46,361	1,31,044	2,52,325	2,32,3
" <i>Bombay</i>	—	—	—	—	—	1,04,321	1,30,757	1,26,491	2,03,044	4,35,3
" <i>Sind</i>	—	—	—	—	—	1,73,450	93,203	3,18,216	2,95,216	2,95,3
" <i>Madras</i>	—	—	—	—	—	1,09,223	61,219	44,784	1,18,067	67,8
" <i>Burma</i>	—	—	—	—	—	1,34,660	79,264	77,922	44,878	44,3
TOTAL	—	—	—	—	—	8,40,300	5,15,406	6,98,517	10,13,929	11,14,7
Boilers (III. J)—										
United Kingdom (including Channel Islands)	—	—	—	—	—	85,29,216	47,18,144	41,08,176	59,12,890	32,40,9
Ceylon (excluding Maldives)	—	—	—	—	—	270	7,254	8,472
Commonwealth of Australia	—	—	—	—	—	959	..	3,697	6,379	1,6
Other British Possessions	—	—	—	—	—	492	389	37	24	21
TOTAL BRITISH EMPIRE	—	—	—	—	—	86,20,956	47,25,787	41,20,851	59,19,293	32,42,8
Sweden	—	—	—	—	—	97	69,573	36,457	22,340	14,8
Poland (including Danzig)	—	—	—	—	—	..	4,101	15,614	213	..
Germany	—	—	—	—	—	9,61,237	7,03,621	1,10,397	1,63,681	2,33,7
Netherlands	—	—	—	—	—	2,858	2,422	45,611	1,04,859	3,6
Belgium	—	—	—	—	—	68,091	12,322	14,892	5,178	23,7
France	—	—	—	—	—	16,684	49,307	41,720	24,133	39,5
Italy (including Trieste)	—	—	—	—	—	18,068	2,327	2,026	80,250	2
Czechoslovakia	—	—	—	—	—	397	6,020	1,02,467	1,76,259	98,2
Japan	—	—	—	—	—	20	6,362	1,338	12,681	35,2
United States of America—										
<i>Via Atlantic Coast</i>	—	—	—	—	—	74,115	31,520	19,020	33,733	70,71
" <i>Pacific</i>	—	—	—	—	—	7,105
Other Foreign Countries	—	—	—	—	—	1,450	2,544	3,013	2,701	8,91
TOTAL FOREIGN COUNTRIES	—	—	—	—	—	11,44,617	8,90,024	8,92,893	6,66,226	5,27,01

No. 10—continued

ARTICLES, AND COUNTRIES OF CONSIGNMENT; ALSO SHARE OF EACH PROVINCE	QUANTITY					VALUE				
	1930-31	1931-32	1932-33	1933-34	1934-35	1930-31	1931-32	1932-33	1933-34	1934-35
Machinery and Millwork—continued						R	R	R	R	R
Machinery, not being Prime- movers or Electrical machinery—continued										
Boilers (III. J)—continued										
Share of Bengal	—	—	—	—	—	61,56,465	23,33,948	16,31,736	34,70,215	17,39,936
„ Bombay	—	—	—	—	—	19,67,909	13,46,442	17,39,711	30,46,253	17,21,630
„ Sind	—	—	—	—	—	5,79,844	1,75,496	45,962	5,26,040	2,22,790
„ Madras	—	—	—	—	—	4,92,481	2,96,589	9,46,844	3,51,338	2,83,698
„ Burma	—	—	—	—	—	5,47,854	4,63,336	1,49,962	1,91,673	3,96,900
TOTAL	—	—	—	—	—	96,74,553	66,15,611	45,13,154	65,85,519	43,70,504
Boot and shoe manufacturing machinery (III. J)—										
United Kingdom (including Channel Islands)	—	—	—	—	—	18,732	3,731	29,566	21,191	49,191
Other British Possessions	—	—	—	—	—	864	..	1,097
TOTAL BRITISH EMPIRE	—	—	—	—	—	18,732	3,731	30,430	21,191	51,188
Germany	—	—	—	—	—	825	10,422	393	4,618	1,02,267
Switzerland	—	—	—	—	—	6,527
Italy (including Fiume)	—	—	—	—	—	12,503	17,665
Czechoslovakia	—	—	—	—	—	2,122	1,33,725
Japan	—	—	—	—	—	..	2,283	12,249	24,313	1,00,134
United States of America— Via Atlantic Coast	—	—	—	—	—	5,411	4,681	890
Other Foreign Countries	—	—	—	—	—	..	476	..	44	..
TOTAL FOREIGN COUNTRIES	—	—	—	—	—	7,352	13,186	18,053	48,231	2,54,681
Share of Bengal	—	—	—	—	—	337	2,633	23,224	62,782	2,53,001
„ Bombay	—	—	—	—	—	23,644	14,279	20,923	6,690	35,478
„ Sind	—	—	—	—	—	4,330	..	34,902
„ Madras	—	—	—	—	—	1,903
„ Burma	—	—	—	—	—	2,458
TOTAL	—	—	—	—	—	26,034	16,917	48,488	69,472	4,05,869
Leather tanning and curing machinery (III. J)—										
United Kingdom (including Channel Islands)	—	—	—	—	—	32,391	43,077	34,938	23,798	31,493
Commonwealth of Australia	—	—	—	—	—	137
TOTAL BRITISH EMPIRE	—	—	—	—	—	32,391	43,077	35,075	23,798	31,493
Germany	—	—	—	—	—	4,523	1,057	7,455	12,801	5,561
Netherlands	—	—	—	—	—	7,062
United States of America— Via Atlantic Coast	—	—	—	—	—	1,674	2,964	3,787	3,657	14,334
Other Foreign Countries	—	—	—	—	—	448	..	1,292
TOTAL FOREIGN COUNTRIES	—	—	—	—	—	6,645	4,021	20,496	16,458	20,395
Share of Bengal	—	—	—	—	—	60,337	31,500	35,524	20,759	30,332
„ Bombay	—	—	—	—	—	3,133	3,469	1,324	3,454	4,934
„ Sind	—	—	—	—	—	7,962	5,974	..
„ Madras	—	—	—	—	—	25,466	12,758	10,766	10,069	16,573
TOTAL	—	—	—	—	—	89,036	47,718	55,566	40,250	1,01,838

ARTICLES, AND COUNTRIES OF CONSIGNMENT; ALSO SHARE OF EACH PROVINCE	QUANTITY					VALUE				
	1930-31	1931-32	1932-33	1933-34	1934-35	1930-31	1931-32	1932-33	1933-34	1934-35
Machinery and Millwork—continued										
<i>Machinery, not being Prime-movers or Electrical machinery—continued</i>						R	R	R	R	
<i>Metal working machinery (including machine tools) (III. J)—</i>										
United Kingdom (including Channel Islands)	—	—	—	—	—	21,95,148	18,84,647	10,48,719	11,91,332	9,48,118
Straits Settlements	—	—	—	—	—	3,163	865	5,332	8,435	—
Commonwealth of Australia	—	—	—	—	—	—	44,931	—	—	—
Other British Possessions	—	—	—	—	—	3,503	2,092	1,967	1,103	—
TOTAL BRITISH EMPIRE	—	—	—	—	—	22,02,813	14,32,535	10,56,018	11,95,920	9,48,118
Sweden	—	—	—	—	—	2,913	213	1,137	8,310	—
Denmark	—	—	—	—	—	14,246	12,319	1,569	1,742	—
Germany	—	—	—	—	—	1,87,759	2,77,984	2,92,610	2,63,579	1,84,118
Netherlands	—	—	—	—	—	1,61,553	1,006	474	5,443	—
Belgium	—	—	—	—	—	4,640	9,338	3,070	3,314	—
France	—	—	—	—	—	10,035	1,171	2,157	11,619	—
Italy (including Rome)	—	—	—	—	—	23,061	4,626	4,223	6,669	—
Austria	—	—	—	—	—	8,593	2,344	1,008	335	—
Czechoslovakia	—	—	—	—	—	20,017	4,010	2,203	1,947	—
Japan	—	—	—	—	—	7,402	308	8,154	4,717	—
United States of America— Via Atlantic Coast	—	—	—	—	—	3,52,637	1,73,359	1,12,436	32,266	2,71,118
" Pacific "	—	—	—	—	—	—	871	—	616	—
Other Foreign Countries	—	—	—	—	—	1,932	2,365	440	931	—
TOTAL FOREIGN COUNTRIES	—	—	—	—	—	7,94,333	4,91,315	4,25,564	3,91,533	4,98,118
Share of Bengal	—	—	—	—	—	1,33,531	1,33,391	20,696	11,757	—
" Bombay	—	—	—	—	—	15,23,302	10,23,634	11,69,239	10,74,759	3,44,118
" Sind	—	—	—	—	—	1,74,900	2,26,174	1,40,363	2,39,330	2,11,118
" Madras	—	—	—	—	—	5,86,639	2,76,545	70,732	39,073	—
" Burma	—	—	—	—	—	5,73,233	2,50,665	80,532	1,72,474	2,11,118
TOTAL	—	—	—	—	—	29,97,701	19,28,810	14,81,612	15,87,453	14,22,118
Mining machinery—										
Coal (III. J)—										
United Kingdom (including Channel Islands)	—	—	—	—	—	6,02,730	1,84,504	2,73,306	2,94,619	1,32,118
Germany	—	—	—	—	—	7,112	—	239	—	1,94,118
Belgium	—	—	—	—	—	15,764	—	—	—	—
United States of America— Via Atlantic Coast	—	—	—	—	—	1,99,152	1,16,879	20,230	24,648	24,118
" Pacific "	—	—	—	—	—	—	—	—	1,872	—
Other Foreign Countries	—	—	—	—	—	83	—	1,497	74	—
TOTAL FOREIGN COUNTRIES	—	—	—	—	—	2,22,111	1,16,879	22,066	26,594	2,21,118
Share of Bengal	—	—	—	—	—	7,97,256	2,35,359	2,62,374	2,37,333	2,44,118
" Bombay	—	—	—	—	—	336	6,735	6,735	31,131	—
" Madras	—	—	—	—	—	27,199	9,329	19,700	2,770	21,118
TOTAL	—	—	—	—	—	8,24,841	3,01,383	2,95,372	3,21,218	3,74,118
Other sorts (III. J)—										
United Kingdom (including Channel Islands)	—	—	—	—	—	35,84,516	37,10,223	22,98,917	18,50,330	18,34,118
Ceylon (excluding Maldives)	—	—	—	—	—	—	12,716	—	—	—
Straits Settlements	—	—	—	—	—	—	—	—	—	—
Union of South Africa	—	—	—	—	—	67,425	22,429	33,018	60,457	—
Commonwealth of Australia	—	—	—	—	—	9,380	—	—	—	—
TOTAL BRITISH EMPIRE	—	—	—	—	—	36,61,321	37,43,135	23,31,935	19,10,787	18,90,118

No. 10—continued

ARTICLES, AND COUNTRIES OF CONSIGNMENT; ALSO SHARE OF EACH PROVINCE	QUANTITY					VALUE				
	1930-31	1931-32	1932-33	1933-34	1934-35	1930-31	1931-32	1932-33	1933-34	1934-35
Machinery and Millwork—continued						R	R	R	R	R
<i>Machinery, not being Prime-movers or Electrical machinery—continued</i>										
<i>Mining machinery—continued</i>										
Other sorts (III. J)—contd.										
Germany	—	—	—	—	—	..	56,508	507	168	20,981
Belgium	—	—	—	—	—	88,317	6,68,451	87,470	47,041	8,64,114
United States of America— Vid Atlantic Coast	—	—	—	—	—	28,77,688	18,79,462	6,55,594	6,61,327	14,82,577
" Pacific "	—	—	—	—	—	4,60,837	4,08,158	4,17,726	2,99,095	5,92,885
Other foreign countries	—	—	—	—	—	4,001	807
TOTAL FOREIGN COUNTRIES	—	—	—	—	—	29,21,817	25,02,574	11,61,297	10,12,532	29,61,314
<i>Share of Bengal</i>	—	—	—	—	—	47,200	5,781	..	1,12,667	23,700
" Bombay	—	—	—	—	—	1,02,367	85,821	73,012	42,352	19,780
" Sind	—	—	—	—	—	7,00,768	5,41,441	3,70,625	3,31,353	4,41,963
" Madras	—	—	—	—	—	1,17,920	49,107	37,110	1,14,907	29,794
" Burma	—	—	—	—	—	55,14,768	55,68,749	29,82,485	22,61,540	43,26,210
TOTAL	—	—	—	—	—	65,82,188	62,50,759	34,93,232	29,23,319	48,51,447
Total Mining Machinery—										
United Kingdom (including Channel Islands)	—	—	—	—	—	41,87,246	38,94,732	25,72,223	21,44,949	19,87,515
Ceylon (excluding Maldives)	—	—	—	—	—	..	12,716
Straits Settlements	—	—	—	—	—	67,425	22,429	33,018	60,457	54,675
Union of South Africa	—	—	—	—	—	..	2,812
Commonwealth of Australia	—	—	—	—	—	9,380
TOTAL BRITISH EMPIRE	—	—	—	—	—	42,64,051	39,32,689	26,05,241	22,05,406	20,42,290
Germany	—	—	—	—	—	7,112	56,508	796	168	2,15,822
Belgium	—	—	—	—	—	99,081	6,68,451	87,470	47,041	8,64,114
United States of America— Vid Atlantic Coast	—	—	—	—	—	25,79,815	14,96,341	6,75,874	6,85,975	15,09,267
" Pacific "	—	—	—	—	—	4,60,161	4,08,158	4,17,726	3,00,967	5,92,885
Other Foreign Countries	—	—	—	—	—	759	..	1,497	4,075	807
TOTAL FOREIGN COUNTRIES	—	—	—	—	—	31,48,928	26,19,468	11,83,363	10,39,126	31,82,895
<i>Share of Bengal</i>	—	—	—	—	—	8,44,516	2,91,140	2,68,374	3,99,929	3,79,551
" Bombay	—	—	—	—	—	1,02,753	92,416	79,310	73,473	24,231
" Sind	—	—	—	—	—	7,00,763	5,41,441	3,70,625	3,31,353	4,41,963
" Madras	—	—	—	—	—	1,45,179	53,396	1,06,310	1,47,677	53,170
" Burma	—	—	—	—	—	55,14,768	55,68,749	29,82,485	22,61,540	43,26,210
TOTAL	—	—	—	—	—	74,07,979	65,52,142	37,88,604	32,44,532	52,25,185
Oil crushing and refining machinery (III. J)—										
United Kingdom (including Channel Islands)	—	—	—	—	—	24,40,530	18,08,239	12,00,954	18,49,339	11,64,868
Germany	—	—	—	—	—	5,56,481	7,86,949	5,23,094	5,66,246	6,42,061
Netherlands	—	—	—	—	—	75,823	49,412	21,141	14,504	3,447
Belgium	—	—	—	—	—	19,386	1,59,410	24,367	1,615	1,01,079
France	—	—	—	—	—	5,418	12,527	6,448	1,245	19,549
Switzerland	—	—	—	—	—	556	7,675	..	2,331	..
Italy (including Fiume)	—	—	—	—	—	15,447	20,440	5,642	2,848	658
Philippines	—	—	—	—	—	15,249	1,580	4,445
United States of America— Vid Atlantic Coast	—	—	—	—	—	3,38,730	3,44,690	84,325	98,352	1,52,797
" Pacific "	—	—	—	—	—	5,16,244	3,08,910	31,735	1,58,709	35,815
Other Foreign Countries	—	—	—	—	—	1,867	4,875	2,465	1,782	3,897
TOTAL FOREIGN COUNTRIES	—	—	—	—	—	15,44,701	17,43,858	6,99,217	8,40,707	9,83,748

GENERAL IMPORTS

No. 10—continued

ARTICLES, AND COUNTRIES OF CONSIGNMENT; ALSO SHARE OF EACH PROVINCE	QUANTITY					VALUE				
	1930-31	1931-32	1932-33	1933-34	1934-35	1930-31	1931-32	1932-33	1933-34	1934-35
Machinery and Millwork—continued										
<i>Machinery, not being Prime-movers or Electrical machinery—continued</i>						B	R	B	B	B
<i>Oil crushing and refining machinery (III. J)—continued</i>										
<i>Share of Bengal</i>	—	—	—	—	—	16,71,470	9,15,831	9,32,343	11,48,630	12,37,76
<i>" Bombay</i>	—	—	—	—	—	3,34,131	3,37,378	4,54,879	4,63,265	4,46,44
<i>" Sind</i>	—	—	—	—	—	39,488	34,638	49,964	12,019	14,12
<i>" Madras</i>	—	—	—	—	—	24,254	4,596	19,439	5,720	34
<i>" Burma</i>	—	—	—	—	—	22,75,310	22,54,008	4,52,747	10,72,463	3,79,24
TOTAL	—	—	—	—	—	39,85,231	25,47,097	19,00,171	26,90,096	21,28,64
Paper-mill machinery (III. J)—										
United Kingdom (including Channel Islands)	—	—	—	—	—	6,70,347	5,88,340	4,85,060	8,50,362	7,55,109
Canada— <i>Via Atlantic Coast</i>	—	—	—	—	—	70,987	..
TOTAL BRITISH EMPIRE	—	—	—	—	—	6,70,347	5,88,340	4,85,060	9,27,299	7,55,109
Sweden	—	—	—	—	—	11,026	13,525	8,321	7,045	3,201
Germany	—	—	—	—	—	30,136	27,398	26,802	46,002	54,587
Belgium	—	—	—	—	—	4,368	2,047	1,894	26,558	201
Italy (including Fiume)	—	—	—	—	—	946	984	18,040
Austria	—	—	—	—	—	1,269	351	4,509	1,441	21,292
United States of America— <i>Via Atlantic Coast</i>	—	—	—	—	—	8,837	1,727	3,028	90,317	38,020
Other Foreign Countries	—	—	—	—	—	4,416	2,925	1,623	3,066	4,701
TOTAL FOREIGN COUNTRIES	—	—	—	—	—	61,693	48,957	46,177	1,75,324	1,41,732
<i>Share of Bengal</i>	—	—	—	—	—	6,22,111	6,00,747	4,26,514	10,63,659	8,20,831
<i>" Bombay</i>	—	—	—	—	—	30,303	28,208	33,699	35,985	31,311
<i>" Sind</i>	—	—	—	—	—	7,311
<i>" Madras</i>	—	—	—	—	—	19,126	5,342	2,024	3,079	7,718
TOTAL	—	—	—	—	—	7,32,040	6,32,297	5,31,237	11,02,623	8,96,841
Pumping Machinery (III. J)—										
United Kingdom (including Channel Islands)	—	—	—	—	—	—	—	—	13,44,582	20,43,512
Straits Settlements	—	—	—	—	—	—	—	—	10,228	10,761
Other British Possessions	—	—	—	—	—	—	—	—	1,589	..
TOTAL BRITISH EMPIRE	—	—	—	—	—	—	—	—	13,56,399	20,54,273
Sweden	—	—	—	—	—	—	—	—	4,588	3,189
Norway	—	—	—	—	—	—	—	—	272	13,166
Germany	—	—	—	—	—	—	—	—	1,26,357	2,00,168
Netherlands	—	—	—	—	—	—	—	—	37,455	14,947
Belgium	—	—	—	—	—	—	—	—	30,536	3,006
France	—	—	—	—	—	—	—	—	12,884	17,293
Switzerland	—	—	—	—	—	—	—	—	2,837	51,863
Italy (including Fiume)	—	—	—	—	—	—	—	—	41,442	28,197
Austria	—	—	—	—	—	—	—	—	7,116	5,944
Japan	—	—	—	—	—	—	—	—	20,576	37,352
United States of America— <i>Via Atlantic Coast</i>	—	—	—	—	—	—	—	—	2,78,011	4,82,752
" Pacific "	—	—	—	—	—	—	—	—	78,816	39,647
Other Foreign Countries	—	—	—	—	—	—	—	—	6,849	5,822
TOTAL FOREIGN COUNTRIES	—	—	—	—	—	—	—	—	6,37,689	9,08,382

No. 10—continued

ARTICLES, AND COUNTRIES OF CONSIGNMENT; ALSO SHARE OF EACH PROVINCE	QUANTITY					VALUE				
	1930-31	1931-32	1932-33	1933-34	1934-35	1930-31	1931-32	1932-33	1933-34	1934-35
Machinery and Millwork—continued										
<i>Machinery, not being Prime-movers or Electrical machinery—continued</i>						R	R	R	R	R
Pumping Machinery (III-J)—continued										
<i>Share of Bengal</i>	—	—	—	—	—	—	—	—	8,08,583	9,08,189
" <i>Bombay</i>	—	—	—	—	—	—	—	—	5,44,386	8,72,089
" <i>Sind</i>	—	—	—	—	—	—	—	—	1,46,261	2,28,331
" <i>Madras</i>	—	—	—	—	—	—	—	—	1,44,426	2,66,760
" <i>Burma</i>	—	—	—	—	—	—	—	—	13,62,442	6,86,316
TOTAL	—	—	—	—	—	—	—	—	19,04,088	29,62,656
Refrigerating machinery (III. J)—										
United Kingdom (including Channel Islands)	—	—	—	—	—	6,42,895	1,06,829	1,16,068	1,06,670	2,49,574
Canada— <i>Via Atlantic Coast</i>	—	—	—	—	—	660	7,176
Other British Possessions	—	—	—	—	—	300	442	150	28	5,110
TOTAL BRITISH EMPIRE	—	—	—	—	—	6,43,795	1,13,441	1,16,268	1,06,707	2,54,684
Denmark	—	—	—	—	—	2,558	5,376	3,167	20,188	9,629
Germany	—	—	—	—	—	14,018	13,081	57,326	18,346	18,776
Belgium	—	—	—	—	—	6,868	..	727	..	15
Portugal (including Azores and Madeira)	—	—	—	—	—	5,684	5,203
Switzerland	—	—	—	—	—	1,048	..	110	26,393	341
Italy (including Fiume)	—	—	—	—	—	6,878	6,940	766	700	..
United States of America— <i>Via Atlantic Coast</i>	—	—	—	—	—	16,46,366	8,46,915	7,05,295	7,05,776	8,09,358
" <i>Pacific</i> "	—	—	—	—	—	119	1,891	313	..	2,794
Other Foreign Countries	—	—	—	—	—	3,123	1,822	1,532	4,502	3,393
TOTAL FOREIGN COUNTRIES	—	—	—	—	—	16,80,472	8,76,025	7,69,236	8,41,589	8,50,504
<i>Share of Bengal</i>	—	—	—	—	—	6,66,955	3,22,764	1,73,192	2,10,042	4,27,194
" <i>Bombay</i>	—	—	—	—	—	6,85,184	4,25,526	5,12,893	5,54,159	4,66,788
" <i>Sind</i>	—	—	—	—	—	2,05,212	1,65,310	1,69,608	65,366	80,534
" <i>Madras</i>	—	—	—	—	—	89,749	23,347	4,893	55,833	1,04,686
" <i>Burma</i>	—	—	—	—	—	5,67,167	61,519	24,863	23,192	16,287
TOTAL	—	—	—	—	—	22,24,267	9,89,466	8,85,489	9,48,296	11,05,188
Rice and flour mill machinery (III. J)—										
United Kingdom (including Channel Islands)	—	—	—	—	—	14,47,363	5,20,197	3,55,091	3,57,516	5,51,395
Straits Settlements	—	—	—	—	—	1,703	1,421	5,038	3,410	4,753
Other British Possessions	—	—	—	—	—	1,073	208	..
TOTAL BRITISH EMPIRE	—	—	—	—	—	14,49,066	5,21,618	3,61,167	3,61,134	5,56,148
Denmark	—	—	—	—	—	40,653	82,956	23,513	22,013	22,088
Germany	—	—	—	—	—	4,10,418	2,99,014	3,41,735	1,51,606	2,22,221
Netherlands	—	—	—	—	—	2,065	5,375	16,972	10,185	3,930
Belgium	—	—	—	—	—	29,594	9,582	17,266	15,091	12,215
France	—	—	—	—	—	10,754	7,988	11,316	2,327	..
Switzerland	—	—	—	—	—	84,584	6,201	29,535	26,012	35,449
Italy (including Fiume)	—	—	—	—	—	47,069	13,691	14,832	1,780	14,006
Czechoslovakia	—	—	—	—	—	5,253	365	1,510
Japan	—	—	—	—	—	50	316	342	2,426	6,554
United States of America— <i>Via Atlantic Coast</i>	—	—	—	—	—	1,47,713	1,04,324	62,695	66,600	77,189
" <i>Pacific Coast</i>	—	—	—	—	—	10,031
Other Foreign Countries	—	—	—	—	—	9,150	2,673	1,668	1,032	1,471
TOTAL FOREIGN COUNTRIES	—	—	—	—	—	7,82,008	4,82,985	5,19,924	2,99,982	4,06,672

GENERAL IMPORTS

(222)

No. 10—continued

ARTICLES, AND COUNTRIES OF CONSIGNMENT; ALSO SHARE OF EACH PROVINCE	QUANTITY					VALUE				
	1930-31	1931-32	1932-33	1933-34	1934-35	1930-31	1931-32	1932-33	1933-34	1934-35
Machinery and Millwork—continued										
<i>Machinery, not being Prime-movers or Electrical machinery—continued</i>						R	R	R	R	R
<i>Flour and four mill machinery (III. J)—continued</i>										
Share of Bengal	—	—	—	—	—	4,37,519	2,19,386	2,01,553	2,11,522	2,75,741
„ Bombay	—	—	—	—	—	2,32,152	1,51,590	1,35,310	1,03,595	1,51,241
„ Sind	—	—	—	—	—	5,14,943	2,74,193	1,77,413	54,768	69,141
„ Madras	—	—	—	—	—	2,93,657	1,55,773	2,02,017	1,97,229	2,09,061
„ Burma	—	—	—	—	—	6,97,498	1,53,062	1,53,292	82,942	2,37,991
TOTAL	—	—	—	—	—	21,81,069	10,04,603	8,81,091	6,61,116	9,62,222
<i>Saw mill and wood working machinery (III. J)—</i>										
United Kingdom (including Channel Islands)	—	—	—	—	—	3,88,258	2,27,447	2,22,179	2,37,769	2,61,021
Other British Possessions	—	—	—	—	—	..	242	47	48	11
TOTAL BRITISH EMPIRE	—	—	—	—	—	3,88,258	2,27,689	2,22,226	2,37,817	2,61,032
Germany	—	—	—	—	—	16,410	23,580	23,080	26,209	26,070
Belgium	—	—	—	—	—	7,382	3,598	7,983	2,693	1,752
France	—	—	—	—	—	13,520	4,792	2,408	4,969	1,151
United States of America—										
Via Atlantic Coast	—	—	—	—	—	2,58,325	32,055	15,749	12,302	10,345
„ Pacific „	—	—	—	—	—	543	1,223
Other Foreign Countries	—	—	—	—	—	2,066	2,654	7,504	3,257	6,573
TOTAL FOREIGN COUNTRIES	—	—	—	—	—	2,63,454	63,508	56,764	52,540	47,891
<i>Share of Bengal</i>	—	—	—	—	—	67,570	24,652	22,245	23,124	22,221
„ Bombay	—	—	—	—	—	1,53,339	98,600	61,795	62,453	22,411
„ Sind	—	—	—	—	—	27,612	17,322	25,273	19,399	22,120
„ Madras	—	—	—	—	—	69,068	52,252	32,491	26,222	25,021
„ Burma	—	—	—	—	—	2,74,601	56,362	1,30,433	1,52,164	1,27,221
TOTAL	—	—	—	—	—	6,87,114	2,96,192	2,78,990	2,90,357	2,08,944
<i>Sewing and knitting machines and parts thereof—</i>										
<i>Sewing and knitting machines (III. J)—</i>	No.	No.	No.	No.	No.					
United Kingdom (including Channel Islands)	27,058	32,246	27,322	29,804	62,897	40,01,354	24,78,724	29,17,217	31,82,705	58,42,571
Other British Possessions	73	70	44	45	38	4,460	3,698	1,242	2,958	1,351
TOTAL BRITISH EMPIRE	27,131	32,316	27,366	29,849	62,935	40,05,814	24,82,422	29,18,459	31,85,663	59,43,922
Sweden	25	3	16	6	204	2,247	612	6,698	1,414	12,921
Germany	14,822	12,666	10,621	13,795	18,122	12,48,794	10,28,779	9,95,952	11,09,022	12,93,221
France	28	18	..	1	3	2,105	11,816	..	793	2,411
Portugal (including Azores and Madaira)	1	5,226
Switzerland	107	42	1	6	2	7,472	2,790	292	454	521
Italy (including Fiume)	14	17	5	..	7	4,322	5,792	2,107	..	401
Iraq	2	28	1	3	141	45	1,370	50	240	6,171
Japan	33	107	130	222	1,412	16,821	66,492	26,901	22,455	67,161
United States of America—										
Via Atlantic Coast	40	94	207	321	462	27,171	39,009	1,10,060	91,785	1,08,061
„ Pacific „	3	2	310	111
Other Foreign Countries	16	21	94	73	73	1,082	1,696	5,862	8,794	4,021
TOTAL FOREIGN COUNTRIES	15,091	12,901	11,227	15,027	20,454	12,10,441	11,08,899	11,47,429	12,24,873	15,90,461

No. 10—continued

ARTICLES, AND COUNTRIES OF CONSIGNMENT; ALSO SHARE OF EACH PROVINCE	QUANTITY					VALUE				
	1930-31	1931-32	1932-33	1933-34	1934-35	1930-31	1931-32	1932-33	1933-34	1934-35
Machinery and Millwork—continued						R	R	R	R	R
Machinery, not being Prime movers or Electrical machinery—continued										
Sewing and knitting machines and parts thereof—continued.										
Sewing and knitting machines (III. J)—continued	No.	No.	No.	No.	No.					
Share of Bengal	13,325	9,929	9,339	17,935	25,364	14,41,602	10,81,276	9,87,654	13,75,116	30,23,325
„ Bombay	12,298	10,680	10,089	13,352	13,759	12,39,755	11,02,650	11,13,526	12,16,646	16,35,547
„ Sind	15,787	19,179	12,458	12,405	23,036	14,73,601	18,13,881	18,42,055	9,03,744	14,36,643
„ Madras	6,142	2,974	4,377	6,900	3,604	6,89,253	3,13,580	4,89,151	5,53,370	7,33,132
„ Burma	4,276	2,575	2,346	4,394	7,692	5,09,043	3,39,929	2,49,103	3,66,156	6,07,182
TOTAL	52,222	45,317	39,109	54,386	88,354	53,16,255	46,46,316	40,66,483	44,20,531	74,41,329
Parts of sewing and knitting machines and accessories (III. J)—										
United Kingdom (including Channel Islands)	—	—	—	—	—	4,13,282	3,13,287	2,50,625	3,57,372	4,60,958
Commonwealth of Australia	—	—	—	—	—	..	12,652
Other British Possessions	—	—	—	—	—	610	657	63	667	0
TOTAL BRITISH EMPIRE	—	—	—	—	—	4,18,892	3,26,596	2,50,688	3,58,039	4,60,957
Germany	—	—	—	—	—	1,23,210	1,03,271	1,90,027	2,23,823	3,35,603
Japan	—	—	—	—	—	3,602	4,292	7,751	5,714	23,395
United States of America— Via Atlantic Coast	—	—	—	—	—	7,799	3,320	5,235	12,254	25,616
Other Foreign Countries	—	—	—	—	—	4,249	14,929	327	11,335	893
TOTAL FOREIGN COUNTRIES	—	—	—	—	—	1,38,860	1,25,812	2,03,340	2,53,131	3,86,102
Share of Bengal	—	—	—	—	—	1,34,733	1,05,971	74,046	1,69,332	2,39,624
„ Bombay	—	—	—	—	—	1,37,323	89,241	1,19,364	97,494	1,37,779
„ Sind	—	—	—	—	—	1,55,695	1,72,933	1,55,795	2,38,321	3,39,611
„ Madras	—	—	—	—	—	33,030	26,711	29,561	52,814	37,074
„ Burma	—	—	—	—	—	62,976	57,552	34,260	71,999	92,921
TOTAL	—	—	—	—	—	5,52,752	4,52,408	4,54,526	6,11,170	8,47,069
Sugar machinery (III. J)—										
United Kingdom (including Channel Islands)	—	—	—	—	—	10,82,836	26,22,991	91,43,018	1,95,87,859	73,60,509
Straits Settlements	—	—	—	—	—	6,623	333
Other British Possessions	—	—	—	—	—	38
TOTAL BRITISH EMPIRE	—	—	—	—	—	10,82,836	26,22,991	91,43,056	1,95,94,482	73,61,842
Germany	—	—	—	—	—	23,233	1,13,670	17,83,649	33,11,442	14,41,661
Netherlands	—	—	—	—	—	10,83,971	60,53,605	6,81,545
Belgium	—	—	—	—	—	..	22,751	31,76,262	34,79,233	13,127
France	—	—	—	—	—	2,30,323	2,22,297	26,880	39,541	10,30,125
Italy (including Fiume)	—	—	—	—	—	231	13,444	4,305
Czechoslovakia	—	—	—	—	—	68,019	11,13,491	1,33,313
Java	—	—	—	—	—	5,542	32,423
Japan	—	—	—	—	—	..	353	..	212	20,586
United States of America— Via Atlantic Coast	—	—	—	—	—	32,324	27,332	16,324	22,021	70,369
Other Foreign Countries	—	—	—	—	—	2,734	6,146	1,103
TOTAL FOREIGN COUNTRIES	—	—	—	—	—	2,85,830	3,91,458	61,63,070	1,40,44,727	31,34,092

GENERAL IMPORTS

ARTICLES, AND COUNTRIES OF CONSIGNMENT; ALSO SHARE OF EACH PROVINCE	QUANTITY					VALUE				
	1930-31	1931-32	1932-33	1933-34	1934-35	1930-31	1931-32	1932-33	1933-34	1934-35
Machinery and Millwork—continued										
<i>Machinery, not being Prime-movers or Electrical machinery—continued</i>										
<i>Sugar machinery (III. J)—contd.</i>										
Share of Bengal	—	—	—	—	—	12,45,079	27,63,436	1,31,53,519	2,13,91,749	1,00,00,000
„ Bombay	—	—	—	—	—	90,186	72,348	11,08,916	65,93,006	1,00,00,000
„ Sind	—	—	—	—	—	19,406	69,563	6,26,680	40,98,396	1,00,00,000
„ Madras	—	—	—	—	—	18,962	1,92,945	4,18,733	8,86,348	1,00,00,000
„ Burma	—	—	—	—	—	1,934	1,157	3,248	55,816	1,00,00,000
TOTAL	—	—	—	—	—	13,08,716	30,14,449	1,53,11,126	3,36,88,814	1,00,00,000
Tea machinery (III. J)—										
United Kingdom (including Channel Islands)	—	—	—	—	—	14,90,966	9,76,391	10,79,487	10,23,156	1,00,00,000
Ceylon (excluding Maldives)	—	—	—	—	—	1,38,506	90,728	1,32,588	1,44,765	1,00,00,000
TOTAL BRITISH EMPIRE	—	—	—	—	—	16,29,472	10,67,119	12,12,075	11,67,921	2,00,00,000
Sweden	—	—	—	—	—	6,038	43,111	1,00,00,000
Germany	—	—	—	—	—	46,269	1,106	86,526	555	1,00,00,000
Belgium	—	—	—	—	—	16,947	1,00,00,000
United States of America—										
Via Atlantic Coast	—	—	—	—	—	2,857	1,00,00,000
Other Foreign Countries	—	—	—	—	—	2,170	911	1,00,00,000
TOTAL FOREIGN COUNTRIES	—	—	—	—	—	52,796	2,017	44,569	60,613	1,00,00,000
Share of Bengal	—	—	—	—	—	14,04,507	3,37,473	18,05,296	3,20,314	1,00,00,000
„ Bombay	—	—	—	—	—	..	911	1,00,00,000
„ Sind	—	—	—	—	—	..	781	1,00,00,000
„ Madras	—	—	—	—	—	2,77,761	2,32,956	3,41,339	4,08,219	1,00,00,000
„ Burma	—	—	—	—	—	1,00,00,000
TOTAL	—	—	—	—	—	16,82,268	10,69,126	21,46,634	12,28,538	3,00,00,000
Textile machinery—										
Cotton—										
Cotton Bleaching and Dyeing machinery (III. J)—										
United Kingdom (including Channel Islands)	—	—	—	—	—	81,691	2,32,926	2,11,008	1,90,992	1,00,00,000
Other British Possessions	—	—	—	—	—	136	263	1,00,00,000
TOTAL BRITISH EMPIRE	—	—	—	—	—	81,827	2,33,189	2,11,008	1,90,992	1,00,00,000
Germany	—	—	—	—	—	90,062	1,98,724	74,619	2,04,419	2,00,00,000
Switzerland	—	—	—	—	—	57	2,00,00,000
Italy (including Fiume)	—	—	—	—	—	2,024	100	7,280	8,408	2,00,00,000
United States of America—										
Via Atlantic Coast	—	—	—	—	—	2,080	629	13,508	1,401	2,00,00,000
Other Foreign Countries	—	—	—	—	—	5,004	2,612	2,00,00,000
TOTAL FOREIGN COUNTRIES	—	—	—	—	—	94,116	94,458	1,00,411	2,16,955	2,00,00,000
Share of Bengal	—	—	—	—	—	1,437	2,00,00,000
„ Bombay	—	—	—	—	—	39,590	3,16,376	2,96,991	3,75,287	2,00,00,000
„ Sind	—	—	—	—	—	5,378	2,00,00,000
„ Madras	—	—	—	—	—	78,155	11,266	11,459	32,639	2,00,00,000
„ Burma	—	—	—	—	—	1,513	..	2,964	21	2,00,00,000
TOTAL	—	—	—	—	—	1,76,943	3,27,042	3,11,414	4,07,947	3,00,00,000

No. 10—continued

ARTICLES, AND COUNTRIES OF CONSIGNMENT; ALSO SHARE OF EACH PROVINCE	QUANTITY					VALUE				
	1930-31	1931-32	1932-33	1933-34	1934-35	1930-31	1931-32	1932-33	1933-34	1934-35
Machinery and Millwork—continued						₹	₹	₹	₹	₹
<i>Machinery, not being Prime-movers or Electrical machinery—continued</i>										
<i>Textile machinery—continued</i>										
<i>Cotton—continued</i>										
Cotton Printing machinery (III. J)—										
United Kingdom (including Channel Islands)	—	—	—	—	—	64,970	19,166	92,615	41,032	1,02,994
Ceylon (excluding Maldives)	—	—	—	—	—	—	—	10	..	—
TOTAL BRITISH EMPIRE	—	—	—	—	—	64,970	19,166	92,625	41,032	1,02,994
Germany	—	—	—	—	—	6,163	2,309	73,335	33,335	6,204
Other Foreign Countries	—	—	—	—	—	—	—	5,447	..	566
TOTAL FOREIGN COUNTRIES	—	—	—	—	—	6,163	2,309	79,282	33,335	6,770
<i>Share of Bengal</i>	—	—	—	—	—	729	277
<i>Bombay</i>	—	—	—	—	—	13,805	6,331	1,60,433	65,112	1,09,437
<i>Sind</i>	—	—	—	—	—	2,863	..
<i>Madras</i>	—	—	—	—	—	51,802	15,143	11,419	6,442	..
TOTAL	—	—	—	—	—	71,133	21,475	1,71,907	74,417	1,09,764
Cotton Spinning Machinery (III. J)—										
United Kingdom (including Channel Islands)	—	—	—	—	—	1,05,21,638	97,51,310	1,08,26,743	93,31,447	1,26,60,457
Other British Possessions	—	—	—	—	—	2,065	5	655
TOTAL BRITISH EMPIRE	—	—	—	—	—	1,05,23,703	97,51,315	1,08,27,398	93,31,447	1,26,60,457
Sweden	—	—	—	—	—	1,442	7,379	..	14,131	1,145
Poland (including Danzig)	—	—	—	—	—	..	1,313	36,991	33,658	..
Germany	—	—	—	—	—	2,08,061	5,91,646	2,02,726	3,63,446	2,23,431
Belgium	—	—	—	—	—	3,620	3,663	5,613	724	16,261
France	—	—	—	—	—	4,307	13,893	30,760	63,477	1,11,235
Spain	—	—	—	—	—	1,59,763	1,51,733	1,89,862	2,41,863	2,73,309
Switzerland	—	—	—	—	—	55,330	1,25,494	1,31,972	2,20,610	1,08,906
Italy (including Fiume)	—	—	—	—	—	45,330	39,342	56,619	3,44,156	31,103
Austria	—	—	—	—	—	23,367	11,049	3,957	3,939	5,530
Japan	—	—	—	—	—	22,022	57,113	1,41,359	1,39,407	1,95,772
United States of America— Via Atlantic Coast	—	—	—	—	—	1,41,366	2,32,353	2,69,333	2,01,705	34,267
Other Foreign Countries	—	—	—	—	—	1,063	7,756	6,376	1,476	2,574
TOTAL FOREIGN COUNTRIES	—	—	—	—	—	7,36,731	12,54,199	9,31,663	16,73,612	10,69,293
<i>Share of Bengal</i>	—	—	—	—	—	9,39,367	6,16,449	4,93,373	10,22,991	15,63,669
<i>Bombay</i>	—	—	—	—	—	32,51,937	30,33,304	1,02,30,934	73,54,129	92,60,123
<i>Sind</i>	—	—	—	—	—	1,347	7,423	17,340	4,436	6,32,433
<i>Madras</i>	—	—	—	—	—	20,46,266	12,74,792	9,33,237	21,03,601	20,33,923
<i>Burma</i>	—	—	—	—	—	21,137	23,047	26,117	19,352	23,333
TOTAL	—	—	—	—	—	1,12,60,434	1,10,06,514	1,18,09,061	1,10,10,059	1,37,29,753
Cotton Weaving machinery (III. J)—										
United Kingdom (including Channel Islands)	—	—	—	—	—	47,02,060	60,15,922	60,77,306	55,97,764	57,39,237
Other British Possessions	—	—	—	—	—	240
(TOTAL BRITISH EMPIRE)	—	—	—	—	—	47,02,300	60,15,922	60,77,306	55,97,764	57,39,237

ARTICLES, AND COUNTRIES OF CONSIGNMENT; ALSO SHARE OF EACH PROVINCE	QUANTITY					VALUE				
	1930-31	1931-32	1932-33	1933-34	1934-35	1930-31	1931-32	1932-33	1933-34	1934-35
Machinery and Millwork—continued										
<i>Machinery, not being Prime-movers or Electrical machinery—continued</i>										
<i>Textile machinery—continued</i>										
<i>Cotton—continued</i>										
<i>Cotton Weaving machinery (III. J)—continued</i>										
Germany	—	—	—	—	—	2,22,061	4,65,361	5,53,229	9,50,144	2,70,81
Netherlands	—	—	—	—	—	26,091	68,890	49,661	26,458	42,41
Belgium	—	—	—	—	—	15,905	12,550	22,564	15,151	5,41
France	—	—	—	—	—	12,561	68,146	26,597	17,437	47,41
Switzerland	—	—	—	—	—	5,229	4,008	6,423	6,689	4,21
Italy (including Fiume)	—	—	—	—	—	51,263	1,54,713	84,715	1,79,060	1,00,21
Austria	—	—	—	—	—	1,790	5,407	5,371	21,322	48,11
Czechoslovakia	—	—	—	—	—	4,550	27,407	33,222	20,107	3,51
Japan	—	—	—	—	—	1,01,640	48,293	44,184	2,01,210	1,34,01
United States of America— Via Atlantic Coast	—	—	—	—	—	41,616	23,625	93,051	10,229	42,21
Other Foreign Countries	—	—	—	—	—	2,759	..	5,163	4,957	4,91
TOTAL FOREIGN COUNTRIES	—	—	—	—	—	4,98,680	8,74,480	9,44,710	14,53,354	8,52,11
<i>Share of Bengal</i>	—	—	—	—	—	6,05,333	3,52,439	11,24,303	9,99,965	15,37,11
<i>“ Bombay</i>	—	—	—	—	—	44,14,441	57,78,140	55,11,544	50,73,966	42,91,91
<i>“ Sind</i>	—	—	—	—	—	22,491	36,932	36,752	43,252	1,97,21
<i>“ Madras</i>	—	—	—	—	—	2,12,413	1,62,324	3,06,222	9,24,335	5,65,21
<i>“ Burma</i>	—	—	—	—	—	2,263	..	2,11
TOTAL	—	—	—	—	—	52,60,930	68,90,322	70,42,106	70,45,113	65,92,71
<i>Cotton, other sorts (III. J)—</i>										
United Kingdom (including Channel Islands)	—	—	—	—	—	8,33,324	7,15,252	11,81,179	12,46,223	24,00,37
Other British Possessions	—	—	—	—	—	2,794
TOTAL BRITISH EMPIRE	—	—	—	—	—	8,33,324	7,15,252	11,84,973	12,46,223	24,00,37
Germany	—	—	—	—	—	1,24,462	1,49,104	2,00,693	2,76,044	5,59,261
Belgium	—	—	—	—	—	10,299	13,045	269	35,641	32,761
Switzerland	—	—	—	—	—	24,403	..	2,339	63,332	14,397
Italy (including Fiume)	—	—	—	—	—	83	..	4,189	24,367	1,12,264
Czechoslovakia	—	—	—	—	—	12,224	..	1,361
Japan	—	—	—	—	—	..	42	1,091	6,127	15,033
United States of America— Via Atlantic Coast	—	—	—	—	—	40,636	1,40,552	2,225	26,346	1,53,181
Other Foreign Countries	—	—	—	—	—	6,012	..	921	1,737	3,321
TOTAL FOREIGN COUNTRIES	—	—	—	—	—	2,05,895	3,07,742	3,25,051	4,34,144	3,90,389
<i>Share of Bengal</i>	—	—	—	—	—	733	2,522	..	4,07,171	2,05,111
<i>“ Bombay</i>	—	—	—	—	—	7,11,312	7,10,212	10,59,373	3,94,225	19,55,643
<i>“ Sind</i>	—	—	—	—	—	2,32,669	2,41,263	1,35,933	2,47,092	9,26,323
<i>“ Madras</i>	—	—	—	—	—	92,355	67,372	3,22,372	2,23,229	1,34,491
<i>“ Burma</i>	—	—	—	—	—	2,001	122	1,490	2,694	13,111
TOTAL	—	—	—	—	—	10,39,219	10,28,596	15,10,924	17,30,472	22,99,763
<i>Total Cotton machinery—</i>										
United Kingdom (including Channel Islands)	—	—	—	—	—	1,62,63,683	1,67,35,177	1,84,09,936	1,65,01,563	2,10,14,133
Other British Possessions	—	—	—	—	—	2,441	263	4,459
TOTAL BRITISH EMPIRE	—	—	—	—	—	1,62,66,124	1,67,35,440	1,84,14,395	1,65,01,563	2,10,14,133

No. 10—continued

ARTICLES, AND COUNTRIES OF CONSIGNMENT: ALSO SHARE OF EACH PROVINCE	QUANTITY					VALUE				
	1930-31	1931-32	1932-33	1933-34	1934-35	1930-31	1931-32	1932-33	1933-34	1934-35
<i>Machinery and Millwork—continued</i>										
<i>Machinery, not being Prime-movers or Electrical machinery—continued</i>						R	R	R	R	R
<i>Textile machinery—continued</i>										
<i>Total Cotton Machinery—contd.</i>										
Sweden	—	—	—	—	—	1,751	7,879	1,478	15,022	1,145
Poland (including Danzig)	—	—	—	—	—	..	1,318	38,955	33,381	1,559
Germany	—	—	—	—	—	7,21,809	13,02,144	12,10,102	18,27,439	13,68,186
Netherlands	—	—	—	—	—	27,169	72,696	50,391	26,958	42,965
Belgium	—	—	—	—	—	34,884	40,258	30,981	51,516	56,135
France	—	—	—	—	—	18,504	82,044	68,278	83,201	1,61,533
Spain	—	—	—	—	—	1,59,768	1,51,733	1,90,319	2,42,766	2,78,309
Switzerland	—	—	—	—	—	85,532	1,29,502	45,141	2,91,188	1,37,087
Italy (including Fiume)	—	—	—	—	—	99,345	1,94,655	1,52,803	5,56,630	3,09,827
Austria	—	—	—	—	—	30,651	16,456	14,823	25,291	57,743
Czechoslovakia	—	—	—	—	—	4,570	23,779	55,177	21,129	6,434
Japan	—	—	—	—	—	1,23,682	1,05,443	1,90,233	3,93,669	3,95,533
United States of America— Via Atlantic Coast	—	—	—	—	—	2,25,648	3,97,659	3,80,212	2,39,681	2,30,243
Other Foreign Countries	—	—	—	—	—	8,297	2,588	2,209	3,171	6,660
TOTAL FOREIGN COUNTRIES	—	—	—	—	—	15,41,585	25,33,164	24,31,112	38,16,450	31,03,409
<i>Share of Bengal</i>	—	—	—	—	—	15,46,337	11,82,467	16,32,686	24,30,127	34,06,686
.. Bombay	—	—	—	—	—	1,34,35,935	1,33,94,384	1,73,09,330	1,42,60,319	1,60,92,187
.. Sind	—	—	—	—	—	2,67,586	3,36,207	1,30,031	3,02,694	18,12,166
.. Madras	—	—	—	—	—	24,81,151	15,31,399	16,38,071	33,00,306	28,43,423
.. Burma	—	—	—	—	—	34,651	23,172	33,339	23,667	43,110
TOTAL	—	—	—	—	—	1,78,07,709	1,92,68,609	2,08,44,507	2,93,18,013	2,41,17,547
<i>Jute (III. J)—</i>										
United Kingdom (including Channel Islands)	—	—	—	—	—	79,75,044	31,55,574	35,13,822	31,62,509	52,30,007
Straits Settlements	—	—	—	—	—	39	..
TOTAL	—	—	—	—	—	79,75,044	31,55,574	35,13,822	31,62,548	52,30,007
Sweden	—	—	—	—	—	23,047	11,112	7,438	2,768	4,108
Germany	—	—	—	—	—	19,652	30,310	28,772	25,429	50,417
Netherlands	—	—	—	—	—	35,450	3,086	2,902	1,070	7,111
Belgium	—	—	—	—	—	8,828	3,099	14,691	4,132	3,407
France	—	—	—	—	—	3,863	4,266	9,100	5,548	10,553
Spain	—	—	—	—	—	5,382	25,264	20,704
Italy (including Fiume)	—	—	—	—	—	23,417	2,565	3,859	558	313
United States of America— Via Atlantic Coast	—	—	—	—	—	43,696	11,916	14,653	1,987	13,239
Other Foreign Countries	—	—	—	—	—	..	1,009	119	1,356	12,777
TOTAL FOREIGN COUNTRIES	—	—	—	—	—	1,57,953	67,803	86,921	68,112	1,22,644
<i>Share of Bengal</i>	—	—	—	—	—	31,32,997	32,17,312	35,93,354	31,90,060	51,66,035
.. Bombay	—	—	—	—	—	2,737	1,513	..
.. Madras	—	—	—	—	—	..	5,635	4,652	39,037	2,36,616
TOTAL	—	—	—	—	—	31,32,997	32,23,437	36,00,743	32,30,600	54,02,651
<i>Shuttles (excluding those for sewing machines) (III. J)—</i>										
United Kingdom (including Channel Islands)	—	—	—	—	—	6,55,781	6,65,617	5,93,723	4,93,350	6,13,297

ARTICLES, AND COUNTRIES OF CONSIGNMENT; ALSO SHARE OF EACH PROVINCE	QUANTITY					VALUE				
	1930-31	1931-32	1932-33	1933-34	1934-35	1930-31	1931-32	1932-33	1933-34	1934-35
Machinery and Millwork—continued										
<i>Machinery, not being Prime-movers or Electrical machinery—continued</i>						B	B	B	B	B
<i>Textile machinery—continued</i>										
<i>Shuttles (excluding those for sewing machines) (III. J) —continued</i>										
Germany	—	—	—	—	—	5,567	41,767	9,444	1,567	5,412
France	—	—	—	—	—	20,523	18,977	8,323	3,590	263
Switzerland	—	—	—	—	—	2,313	5,796	26,516	12,705	742
Italy (including Fiume)	—	—	—	—	—	1,10,894	1,05,872	1,12,608	91,047	1,25,867
Japan	—	—	—	—	—	5,411	16,151	26,704	50,410	54,307
Other Foreign Countries	—	—	—	—	—	603	5,553	..	946	5,144
TOTAL FOREIGN COUNTRIES	—	—	—	—	—	1,48,321	1,98,716	1,84,500	1,61,265	1,91,641
<i>Share of Bengal</i>	—	—	—	—	—	29,536	63,422	26,347	66,055	66,912
" <i>Bombay</i>	—	—	—	—	—	7,05,778	8,00,819	7,29,123	5,76,869	7,26,200
" <i>Madras</i>	—	—	—	—	—	14,223	5,361	29,366	18,253	12,227
" <i>Burma</i>	—	—	—	—	—	563	..	1,222	1,262	4,220
TOTAL	—	—	—	—	—	8,01,102	8,59,333	7,78,223	6,54,615	8,09,344
Wool machinery (III. J)—										
United Kingdom (including Channel Islands)	—	—	—	—	—	1,10,879	1,07,128	2,46,144	2,92,620	1,02,000
Poland (including Danzig)	—	—	—	—	—	10,016	..
Germany	—	—	—	—	—	2,579	20,004	29,064	20,724	1,700
Japan	—	—	—	—	—	5,200
Other Foreign Countries	—	—	—	—	—	680	2,120	2,711
TOTAL FOREIGN COUNTRIES	—	—	—	—	—	2,579	20,004	29,744	22,870	10,411
<i>Share of Bengal</i>	—	—	—	—	—	64,478	25,122	68,229	1,29,622	63,601
" <i>Bombay</i>	—	—	—	—	—	14,676	26,721	16,117	22,225	25,711
" <i>Sind</i>	—	—	—	—	—	54,445	66,426	1,94,622	1,56,878	22,221
" <i>Madras</i>	—	—	—	—	—	366	4,233	7,517	7,225	5,222
TOTAL	—	—	—	—	—	1,14,459	1,27,142	2,25,628	2,27,490	1,78,011
Other sorts (III. J)—										
United Kingdom (including Channel Islands)	—	—	—	—	—	11,44,658	7,12,499	8,96,168	8,75,476	12,14,944
Other British Possessions	—	—	—	—	—	241	1,122	25
TOTAL BRITISH EMPIRE	—	—	—	—	—	11,44,929	7,13,627	8,96,208	8,75,476	12,14,944
Sweden	—	—	—	—	—	1,902	466	22,777	55,220	43,220
Germany	—	—	—	—	—	1,27,246	4,25,579	2,20,222	4,17,116	2,67,000
Netherlands	—	—	—	—	—	5,497	2,805	2,520	..	444
Belgium	—	—	—	—	—	27,614	2,240	122	1,220	6,222
France	—	—	—	—	—	14,603	47,267	17,071	22,220	22,221
Spain	—	—	—	—	—	2,469	24,402
Switzerland	—	—	—	—	—	51,199	12,265	17,522	1,02,641	20,222
Italy (including Fiume)	—	—	—	—	—	10,522	22,707	27,511	21,224	75,222
Japan	—	—	—	—	..	250	2,265	1,212	24,220	42,222
United States of America— Via Atlantic Coast	—	—	—	—	—	24,222	22,502	6,102	12,227	22,220
Other Foreign Countries	—	—	—	—	—	710	1,027	602
TOTAL FOREIGN COUNTRIES	—	—	—	—	—	2,04,110	5,78,064	4,41,222	6,61,777	7,06,219
<i>Share of Bengal</i>	—	—	—	—	—	2,27,442	1,62,200	1,02,222	1,22,222	2,01,222
" <i>Bombay</i>	—	—	—	—	—	6,97,170	6,12,224	6,22,602	6,64,222	11,12,222
" <i>Sind</i>	—	—	—	—	—	12,222	64,162	44,204	29,772	1,01,222
" <i>Madras</i>	—	—	—	—	—	4,42,677	4,27,420	2,22,222	6,12,212	2,12,212
" <i>Burma</i>	—	—	—	—	—	1,222	7,224	2,222	12,222	24,222
TOTAL	—	—	—	—	—	14,09,029	12,91,721	12,27,422	12,27,222	19,20,722

No. 10—continued

ARTICLES, AND COUNTRIES OF CONSIGNMENT: ALSO SHARE OF EACH PROVINCE	QUANTITY					VALUE				
	1930-31	1931-32	1932-33	1933-34	1934-35	1930-31	1931-32	1932-33	1933-34	1934-35
						₹	₹	₹	₹	₹
Machinery and Millwork—continued										
Machinery, not being Prime-movers or Electrical machinery—continued										
Total Textile Machinery—										
United Kingdom (including Channel Islands)	—	—	—	—	—	2,61,50,075	2,13,76,005	2,36,58,798	2,13,26,518	2,82,89,986
Ceylon (excluding Maldives)	—	—	—	—	—	564	843	700
Other British Possessions	—	—	—	—	—	2,118	563	3,784	39	..
TOTAL BRITISH EMPIRE	—	—	—	—	—	2,61,52,757	2,13,77,411	2,36,63,287	2,13,26,557	2,82,89,986
Sweden	—	—	—	—	—	26,700	19,457	41,598	78,070	48,578
Poland (including Danzig)	—	—	—	—	—	..	1,818	33,955	48,897	1,559
Germany	—	—	—	—	—	8,77,858	18,20,304	16,18,744	22,93,274	17,92,726
Netherlands	—	—	—	—	—	65,138	79,587	55,909	28,028	52,595
Belgium	—	—	—	—	—	72,106	46,598	45,810	57,538	68,111
France	—	—	—	—	—	57,508	1,53,154	1,03,261	1,25,659	2,04,264
Spain	—	—	—	—	—	1,59,768	1,51,738	1,95,701	2,70,499	3,26,017
Switzerland	—	—	—	—	—	1,39,544	1,49,172	89,180	4,11,138	1,58,510
Italy (including Fiume)	—	—	—	—	—	2,43,692	3,31,299	3,07,781	6,79,568	5,13,689
Austria	—	—	—	—	—	30,651	17,393	14,828	25,291	57,743
Czechoslovakia	—	—	—	—	—	4,570	31,402	55,177	22,707	6,893
Japan	—	—	—	—	—	1,29,323	1,24,464	2,18,279	4,78,579	5,07,822
United States of America— Via Atlantic Coast	—	—	—	—	—	2,93,700	4,64,359	4,00,972	2,55,055	3,77,244
Other Foreign Countries	—	—	—	—	—	9,007	2,588	2,209	3,171	16,196
TOTAL FOREIGN COUNTRIES	—	—	—	—	—	21,12,548	33,92,831	31,83,499	47,61,474	41,33,942
Share of Bengal	—	—	—	—	—	1,00,53,840	49,51,138	54,79,169	60,10,919	39,93,771
Bombay	—	—	—	—	—	1,49,03,556	1,73,42,179	1,86,71,417	1,55,21,222	1,78,68,534
Sind	—	—	—	—	—	2,35,998	4,61,058	4,13,319	5,40,150	20,62,074
Madras	—	—	—	—	—	29,44,921	19,84,788	22,26,191	39,78,589	34,21,943
Burma	—	—	—	—	—	37,088	31,056	41,699	37,081	77,606
TOTAL	—	—	—	—	—	2,82,65,305	2,17,70,242	2,68,46,786	2,60,88,031	3,24,23,928
Typewriters—										
Typewriters (III. J)—										
United Kingdom (including Channel Islands)	No. 1,040	No. 244	No. 241	No. 732	No. 219	1,78,809	31,942	34,737	1,05,530	27,759
Ceylon (excluding Maldives)	10	7	3	4	51	1,370	640	516	148	3,873
Straits Settlements	8	55	2	6	3	1,163	9,551	60	378	165
Other British Possessions	3	5	4	9	27	480	455	246	878	2,160
TOTAL BRITISH EMPIRE	1,061	311	255	751	300	1,81,778	42,233	35,559	1,06,934	33,957
Germany	592	293	91	306	391	81,323	47,229	17,039	34,534	49,214
Italy (including Fiume)	174	86	3	7	20	26,610	3,890	462	882	1,663
United States of America— Via Atlantic Coast	18,687	6,557	3,579	5,436	14,485	18,94,056	8,85,826	5,06,259	5,99,850	14,89,890
Pacific	3	..	1	13	2	204	..	75	2,237	19,977
Other Foreign Countries	28	23	15	15	27	6,171	2,190	1,740	1,016	2,193
TOTAL FOREIGN COUNTRIES	14,483	6,964	3,639	5,827	14,925	20,08,364	9,44,135	5,25,575	6,38,519	15,62,937
Share of Bengal	5,716	4,893	3,106	4,426	11,625	7,87,758	6,46,938	3,01,583	4,72,739	11,74,431
Bombay	5,385	1,471	1,069	1,093	1,693	7,63,841	3,19,959	1,51,122	1,35,227	2,03,056
Sind	1,099	78	50	146	360	1,70,139	7,756	6,670	13,131	40,235
Madras	1,914	562	379	325	1,354	2,76,461	73,041	30,361	1,11,657	1,56,219
Burma	1,331	371	140	38	123	1,91,919	34,699	29,508	3,649	22,333
TOTAL	15,544	7,275	3,944	6,578	15,325	21,90,142	9,80,423	5,61,134	7,45,453	18,06,894

ARTICLES, AND COUNTRIES OF CONSIGNMENT: ALSO SHARE OF EACH PROVINCE	QUANTITY					VALUE				
	1930-31	1931-32	1932-33	1933-34	1934-35	1930-31	1931-32	1932-33	1933-34	1934-35
Machinery and Millwork—continued						B	B	B	B	B
<i>Machinery, not being Prime- movers or Electrical machinery—continued</i>										
<i>Parts and accessories of typewriters (III. J)—</i>										
United Kingdom (including Channel Islands)	—	—	—	—	—	59,729	54,994	60,966	33,059	51,661
Other British Possessions	—	—	—	—	—	408	46	12	25	..
TOTAL BRITISH EMPIRE	—	—	—	—	—	60,137	55,040	60,978	33,144	51,681
•										
Austria	—	—	—	—	—	1,218	992	5,116	2,176	592
United States of America— Via Atlantic Coast	—	—	—	—	—	2,03,192	2,55,205	69,189	1,25,021	1,39,046
Other Foreign Countries	—	—	—	—	—	7,737	6,763	3,310	3,366	5,074
TOTAL FOREIGN COUNTRIES	—	—	—	—	—	2,12,197	2,65,960	77,615	1,31,168	1,44,712
<i>Share of Bengal</i>	—	—	—	—	—	1,34,204	2,04,263	67,617	1,22,439	1,29,221
“ Bombay	—	—	—	—	—	54,224	47,122	39,232	37,232	49,841
“ Sind	—	—	—	—	—	9,910	9,699	7,302	12,171	8,201
“ Madras	—	—	—	—	—	22,422	25,526	19,469	18,244	29,791
“ Burma	—	—	—	—	—	29,499	19,256	14,896	14,150	11,211
TOTAL	—	—	—	—	—	2,72,329	2,01,000	1,38,593	2,14,307	2,30,425
<i>Other sorts of machinery (excluding printing machi- nery) (III. J)—</i>										
United Kingdom (including Channel Islands)	—	—	—	—	—	1,25,52,512	92,28,291	92,97,167	69,64,775	1,12,78,019
Ceylon (excluding Maldives)	—	—	—	—	—	48,622	63,899	28,658	14,048	24,644
Straits Settlements	—	—	—	—	—	1,28,022	51,065	61,966	64,722	1,29,962
Kenya Colony	—	—	—	—	—	5,498	4	..
Canada— Via Atlantic Coast	—	—	—	—	—	10,622	9,366	5,119	4,312	596
Commonwealth of Australia	—	—	—	—	—	15,004	24,284	10,426	20,966	12,792
Other British Possessions	—	—	—	—	—	2,004	2,764	2,420	2,279	1,960
TOTAL BRITISH EMPIRE	—	—	—	—	—	1,37,58,699	92,81,160	95,09,249	69,71,122	1,14,54,678
Sweden	—	—	—	—	—	8,99,154	2,03,162	1,30,654	2,08,675	1,63,495
Norway	—	—	—	—	—	..	222	525	1,110	6,968
Denmark	—	—	—	—	—	1,10,753	1,27,564	97,915	7,26,029	3,42,197
Germany	—	—	—	—	—	19,99,638	22,41,619	17,67,907	26,86,962	24,03,614
Netherlands	—	—	—	—	—	71,124	99,621	1,21,556	1,11,532	53,353
Belgium	—	—	—	—	—	2,65,325	3,78,774	62,621	1,26,976	1,12,992
France	—	—	—	—	—	1,70,475	66,135	59,684	1,12,992	1,75,221
Switzerland	—	—	—	—	—	1,44,978	2,12,540	1,08,415	2,14,042	42,498
Italy (including Fiume)	—	—	—	—	—	4,87,381	2,76,297	2,28,222	2,47,600	2,87,304
Austria	—	—	—	—	—	26,816	14,049	16,552	11,466	66,514
Czechoslovakia	—	—	—	—	—	14,167	21,054	96,163	86,620	62,211
Java	—	—	—	—	—	20	1,075	1,952	..	14,099
Borneo (Dutch)	—	—	—	—	—	8,727	..
Iraq	—	—	—	—	—	240	850	705	2,425	6,125
China (exclusive of Hong- kong and Macao)	—	—	—	—	—	..	1,400	3,968	17,055	21,177
Japan	—	—	—	—	—	2,99,827	1,61,822	1,22,272	1,20,686	2,66,090
Egypt	—	—	—	—	—	60	6,444	5,466	157	75
United States of America— Via Atlantic Coast	—	—	—	—	—	22,18,755	20,70,680	27,09,152	17,42,280	21,27,693
“ Pacific	—	—	—	—	—	87,162	2,40,262	65,792	68,564	64,827
Other Foreign Countries	—	—	—	—	—	5,151	675	3,949	3,866	1,932
TOTAL FOREIGN COUNTRIES	—	—	—	—	—	78,01,277	61,84,915	56,65,441	65,64,027	72,40,735

No. 10—continued

ARTICLES, AND COUNTRIES OF CONSIGNMENT; ALSO SHARE OF EACH PROVINCE	QUANTITY					VALUE				
	1930-31	1931-32	1932-33	1933-34	1934-35	1930-31	1931-32	1932-33	1933-34	1934-35
Machinery and Millwork—continued										
<i>Machinery, not being Prime-movers or Electrical machinery—continued</i>										
<i>Other sorts of machinery (excluding printing machinery) (All. J)—continued</i>										
<i>Share of Bengal</i>	—	—	—	—	—	1,16,29,663	71,60,321	85,19,233	73,39,754	98,08,453
<i>Bombay</i>	—	—	—	—	—	40,86,130	39,83,409	33,54,623	36,69,779	42,41,938
<i>Madras</i>	—	—	—	—	—	14,75,331	13,63,710	8,89,564	12,92,536	10,08,018
<i>Madras</i>	—	—	—	—	—	30,08,852	19,87,230	14,70,328	23,11,790	20,22,914
<i>Burma</i>	—	—	—	—	—	13,60,100	10,41,514	9,41,042	10,21,290	16,27,041
TOTAL	—	—	—	—	—	2,15,59,376	1,56,16,084	1,51,74,790	1,56,35,149	1,87,06,414
Total value of Machinery and Millwork—										
United Kingdom (including Channel Islands)	—	—	—	—	—	10,72,18,246	7,73,18,410	7,81,21,504	8,73,47,334	9,15,27,396
Ceylon (excluding Maldives)	—	—	—	—	—	2,19,180	2,16,762	2,00,639	1,91,040	2,57,533
Straits Settlements	—	—	—	—	—	2,14,901	1,05,879	1,25,922	1,61,474	2,23,241
Hongkong	—	—	—	—	—	1,018	3,708	60	5,468	20
Union of South Africa	—	—	—	—	—	1,468	3,508	7,525	8,380	1,946
Kenya Colony	—	—	—	—	—	1,918	1,685	9,680	7,518	2,592
Canada—										
<i>Vid Atlantic Coast</i>	—	—	—	—	—	81,796	1,30,990	1,73,353	1,38,516	16,642
<i>" Pacific "</i>	—	—	—	—	—	4,376	..
Commonwealth of Australia	—	—	—	—	—	38,568	87,899	27,493	29,800	19,501
Other British Possessions	—	—	—	—	—	3,877	3,504	1,126	1,901	7,787
TOTAL BRITISH EMPIRE	—	—	—	—	—	10,77,80,952	7,78,72,338	7,86,67,232	8,78,95,807	9,20,56,608
U. S. S. E.—										
Northern	—	—	—	—	—	26,419	40	..	549	..
Southern	—	—	—	—	—	2,964	195	181
Sweden	—	—	—	—	—	13,67,353	8,21,667	6,54,514	9,27,594	9,00,033
Norway	—	—	—	—	—	16,232	3,147	6,032	4,535	26,488
Denmark	—	—	—	—	—	1,98,655	2,13,278	1,48,921	7,92,271	4,97,525
Poland (including Danzig)	—	—	—	—	—	2,131	21,378	54,589	44,621	1,559
Germany	—	—	—	—	—	1,18,06,445	1,12,27,134	98,05,667	1,31,77,104	1,26,57,783
Netherlands	—	—	—	—	—	4,76,523	3,72,991	14,35,881	67,88,366	9,01,834
Belgium	—	—	—	—	—	14,39,064	26,73,232	32,61,937	42,59,682	16,74,037
France	—	—	—	—	—	6,26,136	5,89,736	2,92,182	4,83,466	17,19,910
Spain	—	—	—	—	—	1,59,768	1,53,902	2,00,355	2,75,005	3,26,210
Portugal (including Azores and Madeira)	—	—	—	—	—	..	5,226	..	5,684	6,794
Switzerland	—	—	—	—	—	9,55,935	9,39,938	5,33,407	10,64,942	7,06,364
Italy (including Fiume)	—	—	—	—	—	15,24,289	13,32,974	7,34,185	13,16,427	12,09,537
Austria	—	—	—	—	—	1,62,891	2,02,232	75,363	1,42,071	2,91,997
Hungary	—	—	—	—	—	12,187	..	34,143	1,03,264	31,936
Czechoslovakia	—	—	—	—	—	86,569	1,45,783	3,68,104	14,99,163	5,51,626
Turkey, Asiatic	—	—	—	—	—	5,003	640	..
Iraq	—	—	—	—	—	1,279	2,580	755	4,303	23,199
Java	—	—	—	—	—	4,133	1,245	2,362	19,765	49,809
Philippines	—	—	—	—	—	15,249	1,580	4,495
Borneo (Dutch)	—	—	—	—	—	8,727	..
China (excludes of Hongkong and Macao)	—	—	—	—	—	1,446	2,665	6,180	19,147	24,376
Japan	—	—	—	—	—	4,34,667	3,74,397	4,14,060	7,77,254	11,24,764
Egypt	—	—	—	—	—	1,510	6,574	6,076	3,994	732
United States of America—										
<i>Vid Atlantic Coast</i>	—	—	—	—	—	1,53,78,661	1,11,73,924	74,69,939	74,60,777	1,07,01,352
<i>" Pacific "</i>	—	—	—	—	—	11,41,981	10,97,750	6,44,597	6,22,363	7,75,537
Other Foreign Countries	—	—	—	—	—	5,866	11,693	5,363	3,770	4,623
TOTAL FOREIGN COUNTRIES	—	—	—	—	—	3,16,97,400	3,13,61,259	2,67,56,778	3,97,97,604	3,43,10,570

ARTICLES, AND COUNTRIES OF CONSIGNMENT; ALSO SHARE OF EACH PROVINCE	QUANTITY					VALUE				
	1930-31	1931-32	1932-33	1933-34	1934-35	1930-31	1931-32	1932-33	1933-34	1934-35
Machinery and Millwork—concluded						R	R	R	R	R
<i>Total value of Machinery and Millwork—continued</i>										
Share of Bengal	—	—	—	—	—	6,63,79,243	3,31,39,451	4,01,17,139	6,15,59,198	4,64,35,316
“ Bombay	—	—	—	—	—	3,99,42,838	3,57,79,375	3,69,75,903	4,31,69,751	4,37,34,337
“ Sind	—	—	—	—	—	1,16,22,457	1,39,39,313	1,12,76,646	1,27,15,999	1,02,16,963
“ Madras	—	—	—	—	—	1,99,51,947	1,34,83,659	1,87,66,647	1,44,71,133	1,48,05,323
“ Burma	—	—	—	—	—	1,60,90,607	1,39,10,307	65,99,189	87,76,800	1,13,34,333
TOTAL	—	—	—	—	—	14,34,78,352	10,02,33,597	10,54,24,069	12,76,92,871	12,68,67,178
Manures (excluding oil cake)—										
Nitrogenous—										
Nitrate of Soda (II. S)—	Tons	Tons	Tons	Tons	Tons					
United Kingdom (including Channel Islands)	5	447	297	526	603	908	57,016	23,039	64,541	63,533
Ceylon (excluding Maldives)	100	14,255
TOTAL BRITISH EMPIRE	5	547	297	526	603	908	71,271	23,039	64,541	63,533
Norway	218	313	269	532	397	29,377	40,866	24,408	64,574	40,793
Germany	70	520	165	205	59	10,695	66,202	21,316	25,296	19,573
Netherlands	74	1	..	10,646	258	..
Belgium	149	331	454	659	1,130	22,224	43,101	56,362	75,179	45,316
Yugo-Slavia (Kingdom of the Serbs, Croats and Slovenes)	77	200	6,600	17,340
Japan	100	5,549	..
United States of America—										
Via Atlantic Coast	295	393	..	32,527	34,666
Chile (including the Pacific Coast of Patagonia)	3,313	..	45	116	696	5,22,546	..	5,720	3,764	64,125
Other Foreign Countries	13	10	2,402	1,429
TOTAL FOREIGN COUNTRIES	4,324	1,472	943	1,691	2,916	5,95,568	1,85,098	1,20,235	1,89,220	2,19,974
Share of Bengal	1,478	1,406	539	1,061	1,943	2,06,997	1,79,977	83,793	1,22,433	1,19,443
“ Bombay	79	339	403	547	459	29,695	49,254	51,491	66,314	55,313
“ Sind	104	133	163	225	153	14,467	13,323	21,593	26,374	19,399
“ Madras	2,677	39	135	336	929	2,65,323	19,269	16,422	37,943	33,113
“ Burma	19	1,559
TOTAL	4,329	2,019	1,240	2,217	3,519	5,96,491	2,56,369	1,58,274	2,53,761	2,76,513
Sulphate of Ammonia (II. S)—	Tons	Tons	Tons	Tons	Tons					
United Kingdom (including Channel Islands)	19,168	16,148	36,037	29,956	40,035	25,64,138	18,78,174	36,73,731	23,23,622	39,23,840
Ceylon (excluding Maldives)	19	..	296	2,354	..	29,923	..
Canada—										
Via Atlantic Coast	1	78
TOTAL BRITISH EMPIRE	19,168	16,167	36,038	29,252	40,035	25,64,138	18,78,023	36,73,799	23,53,545	39,23,840
Germany	200	120	236	10	..	23,830	14,545	24,030	1,635	..
Netherlands	82	40	..	13,304	20	43	4,231	..
Belgium	401	100	1,257	51,197	9,334	1,24,213
Japan	31	243	120	2,577	22,396	12,011
United States of America—										
Via Atlantic Coast	670	12	57,671
“ Pacific “	250	22,500	5
TOTAL FOREIGN COUNTRIES	683	220	1,574	543	790	88,333	24,399	1,60,912	50,762	69,687
Share of Bengal	6,346	3,139	10,395	5,537	6,995	3,03,339	3,55,339	10,36,652	5,49,321	6,37,679
“ Bombay	5,641	4,365	6,268	7,537	11,629	6,98,039	5,31,323	6,47,603	7,13,391	10,04,953
“ Sind	393	20	..	143	565	55,144	3,615	..	14,416	54,309
“ Madras	7,979	2,893	20,941	16,430	21,670	10,34,623	10,39,700	21,60,294	16,96,433	22,33,994
“ Burma	90	5	11	13	116	13,434	353	1,193	1,353	19,347
TOTAL	19,351	16,387	37,612	29,800	40,375	26,52,471	19,00,427	32,34,711	29,04,812	39,92,527

No. 10—continued

ARTICLES, AND COUNTRIES OF CONSIGNMENT; ALSO SHARE OF EACH PROVINCE	QUANTITY					VALUE				
	1930-31	1931-32	1932-33	1933-34	1934-35	1930-31	1931-32	1932-33	1933-34	1934-35
Manures (excluding Oilseeds)—continued						R	R	R	R	R
Nitrogenous—continued										
Other† (U. S.)—United Kingdom (including Channel Islands)	—	Tons ..	Tons ..	Tons 283	Tons 291	—	38,020	38,055
Other British Possessions	—	3	7	—	247	2,976
TOTAL BRITISH EMPIRE	—	3	7	283	291	—	247	2,976	38,020	38,055
Italy (including Fiume)	—	900	100	..	100	—	81,572	8,536	..	8,710
Jugo-Slavia (Kingdom of the Serbs, Croats and Slovenes)	—	300	300	320	300	—	28,954	25,500	27,346	26,715
Japan	—	267	17	—	29,699	1,336
Other Foreign Countries	—	20	..	—	151	70	1,890	4
TOTAL FOREIGN COUNTRIES	—	1,200	400	607	417	—	1,08,677	34,105	58,935	36,765
Share of Bengal	—	900	3	117	215	—	81,572	2,580	22,241	18,687
.. Bombay	—	..	2	103	291	—	12	383	14,167	33,047
.. Sind	—	—	120	46	..	3
.. Madras	—	303	402	655	302	—	37,220	34,073	60,567	18,178
TOTAL	—	1,203	407	890	708	—	1,08,924	37,081	96,955	74,820
Potassic—		Tons	Tons	Tons	Tons					
Muriate of Potash (U. S.)—										
United Kingdom (including Channel Islands)	202	50	..	23,795	16	27	6,542	..
Palestine	450	600	1,050	67,065	76,883	1,11,600
Ceylon (including Maldives)	150	20,979
TOTAL BRITISH EMPIRE	202	..	600	650	1,050	23,795	16	88,071	83,430	1,11,600
Germany	4,116	3,258	1,024	1,155	875	4,57,564	3,85,405	1,41,932	1,48,326	89,332
Netherlands	100	12,761	..
Belgium	..	1,475	10	282	845	..	1,82,230	2,842	35,958	36,521
France	..	185	50	225	355	..	23,438	6,841	30,692	40,047
Spain	800	1,12,657
Switzerland	100	13,340
Egypt	..	129	302	700	302	..	12,100	1,00,511	84,408	72,841
Other Foreign Countries	10	1,310
TOTAL FOREIGN COUNTRIES	4,116	5,047	2,786	2,462	2,837	4,57,564	6,08,173	3,78,123	3,12,145	2,90,551
Share of Bengal	2,592	2,339	1,302	1,175	1,208	2,38,932	2,01,264	1,97,930	1,33,319	1,12,414
.. Bombay	3	19	9	675	1,215	1,180
.. Sind	..	10	1,136
.. Madras	1,791	2,438	1,334	1,997	2,730	1,91,352	2,99,574	2,68,264	2,61,756	2,88,557
TOTAL	4,318	5,047	3,336	3,112	3,937	4,81,350	6,03,189	4,66,194	3,95,575	4,02,151
Others (U. S.) (a)—		Tons	Tons	Tons	Tons					
United Kingdom (including Channel Islands)	—	..	141	40	345	—	6	23,080	7,197	42,110
Palestine	—	..	85	..	100	—	..	6,369	..	5,903
TOTAL BRITISH EMPIRE	—	..	226	40	445	—	6	29,429	7,197	48,013
Germany	—	1,151	112	296	1,000	—	1,09,268	20,514	45,614	1,15,613
Belgium	—	395	70	335	200	—	30,636	12,224	34,353	18,971
France	—	21	75	—	3,366	8,250
Other Foreign Countries	—	1	25	25	75	—	100	1,826	1,119	7,639
TOTAL FOREIGN COUNTRIES	—	1,547	207	677	1,350	—	1,40,004	34,564	85,172	1,50,473
Share of Bengal	..	1,175	115	215	631	—	88,386	19,750	32,526	75,981
.. Bombay	—	12	..	15	10	—	1,734	..	2,257	1,041
.. Sind	—	10	—	1,454
.. Madras	—	350	313	487	1,105	—	48,386	44,943	57,586	1,22,364
TOTAL	—	1,547	438	717	1,706	—	1,40,010	63,993	92,369	1,98,480

† Separately shown from 1931-32. figures prior to 1931-32 were shown under hornmeal.
(a) Separately shown from 1931-32.

ARTICLES, AND COUNTRIES, OF CONSIGNMENT; ALSO SHARE OF EACH PROVINCE	QUANTITY					VALUE				
	1930-31	1931-32	1932-33	1933-34	1934-35	1930-31	1931-32	1932-33	1933-34	1934-35
Manures (excluding Oilcake)— continued										
Phosphatic—		Tons	Tons	Tons	Tons	£	£	£	£	£
Super-phosphate (II. S) (a)— United Kingdom (including Channel Islands)	—	108	71	102	65	—	6,970	9,841	10,805	7,900
Ceylon (excluding Maldives)	—	89	—	18,228
Union of South Africa	—	325	600	—	15,404	23,200
Other British Possessions	—	..	3	—	..	440
TOTAL BRITISH EMPIRE	—	198	74	427	665	—	20,098	10,281	26,209	36,100
Germany	—	130	352	—	9,884	14,106
Netherlands	—	2,004	672	535	375	—	1,16,544	53,060	46,246	23,577
Belgium	—	1,314	505	215	525	—	99,851	41,536	21,231	57,416
Austria	—	20	..	—	1,099	..
Japan	—	240	1,975	1,753	3,035	—	24,723	91,421	1,22,377	2,23,479
Egypt	—	150	—	6,400
TOTAL FOREIGN COUNTRIES	—	3,788	3,404	3,573	4,085	—	2,51,002	2,00,208	1,90,908	3,10,956
Share of Bengal	—	2,639	2,166	1,543	1,164	—	1,64,320	97,622	1,26,464	95,455
" Bombay	—	5	3	12	155	—	314	2,661	871	10,511
" Sind	—	12	..	11	20	—	622	..	721	997
" Madras	—	1,627	2,364	1,415	3,492	—	1,16,335	1,10,196	88,987	2,26,073
" Burma	—	20	10	—	1,099	3,700
TOTAL	—	3,988	3,478	3,000	4,750	—	2,71,097	2,10,494	2,17,112	3,47,158
Others (II. S) (b)—										
United Kingdom (including Channel Islands)	7,137	30	..	1,124	59	8,05,178	2,334	603	1,58,783	10,599
Seychelles	400	8,710
Other British Possessions	1	30	72	1,394
TOTAL BRITISH EMPIRE	7,138	400	..	1,124	59	8,05,250	12,438	603	1,58,783	10,599
Norway	11	1,437
Germany	2,299	60	50	31	..	2,64,136	2,819	3,781	12,633	..
Netherlands	4,090	..	100	125	175	2,84,720	..	4,460	5,695	3,091
Belgium	4,185	753	401	402	330	2,70,152	26,016	25,223	23,630	23,091
France	23	11,963
Italy (including Fiume)	621	21	305	76,662	1,087	7,740
Jugo-Slavia (Kingdom of the Serbo-Croats and Slovenes)	47	5,875
Japan	4,123	125	400	2,94,057	5,272	31,219
Egypt	156	60	202	52	102	10,640	2,869	9,058	2,525	5,018
United States of America— Via Atlantic Coast	3,544	200	..	5,72,313	22,900	..
TOTAL FOREIGN COUNTRIES	20,199	894	1,088	985	1,057	17,91,950	42,791	50,322	73,460	66,519
Share of Bengal	10,339	662	558	1,712	310	3,27,554	29,264	19,011	2,00,146	18,395
" Bombay	581	7	..	53,405	..	639	1,712	..
" Sind	615	20,350
" Madras	14,258	486	530	390	306	15,62,031	25,965	31,326	30,379	57,323
" Burma	1,046	1,54,260
TOTAL	27,337	1,354	1,088	2,109	1,116	20,87,100	55,229	50,925	2,32,243	77,119
Compounds—										
Ammonium Phosphate (II. S) (a)—										
United Kingdom (including Channel Islands)	—	3	764	3,776	6,684	—	1,080	1,30,395	5,60,044	10,18,384
Germany	—	20	3	—	12,020	2,408
Netherlands	—	50	—	7,309
United States of America— Via Atlantic Coast	—	..	100	25	784	—	..	18,090	3,630	1,10,443
" Pacific "	—	20	150	..	35	—	4,552	27,444	..	5,275
Other Foreign Countries	—	3	..	1	..	—	4,583	..	625	16
TOTAL FOREIGN COUNTRIES	—	98	258	26	819	—	28,373	48,842	4,255	1,16,738

(a) Separately received from 1931-32.
 (b) Figures prior to 1931-32 represent those for artificial and mineral manures other than nitrate of soda, muriate of potash and sulphate of ammonia.

No. 10—continued

ARTICLES, AND COUNTRIES OF CONSIGNMENT; ALSO SHARE OF EACH PROVINCE	QUANTITY					VALUE				
	1930-31	1931-32	1932-33	1933-34	1934-35	1930-31	1931-32	1932-33	1933-34	1934-35
Manures (excluding Oilseeds)— continued						R	R	R	R	R
Compounds—continued										
Ammonium Phosphate (II. B) (b)—continued		Tons	Tons	Tons	Tons					
Share of Bengal	—	51	325	3,555	5,094	—	7,242	43,365	5,40,702	9,26,890
“ Bombay	—	18	3	1	..	—	12,279	2,403	625	..
“ Sind	—	1	—	575
“ Madras	—	3	371	125	1,227	—	405	1,01,020	20,540	1,87,370
“ Burma	—	29	308	23	182	—	8,902	27,444	2,432	19,807
TOTAL	—	101	1,007	3,804	7,503	—	29,403	1,79,237	5,64,299	11,34,067
Fish Manures (II. B)—	Tons	Tons	Tons	Tons	Tons					
Ceylon (excluding Maldives)	514	10	25	8	21	39,419	661	1,344	562	961
Seychelles	1	..	252	..	15	50	..	3,892	..
Other British Possessions	11	17	31	5	8	1,255	1,338	2,620	295	675
TOTAL BRITISH EMPIRE	525	28	56	265	29	40,689	2,049	5,464	9,749	1,636
Maskat Territory and Tru- cial Oman	1,809	1,411	1,526	641	827	1,84,802	1,10,929	1,18,869	42,945	60,987
Other Native States in Arabia	11	22	..	62	1	887	1,748	..	5,032	65
Iran	523	236	76	39	86	48,895	19,494	4,136	3,162	5,118
Japan	200	15,940
Other Foreign Countries	1	48	17	140	8,099	2,611
TOTAL FOREIGN COUNTRIES	2,349	1,717	1,619	742	1,114	2,34,724	1,49,270	1,23,616	51,139	91,110
Share of Bengal	3	400
“ Bombay	1,141	711	369	598	750	94,889	57,649	71,198	47,080	60,096
“ Sind	1,216	933	752	149	363	1,40,508	86,269	51,329	4,354	31,639
“ Madras	514	49	54	260	21	39,419	5,351	6,553	9,454	961
“ Burma	3	203	1,540
TOTAL	2,874	1,745	1,675	1,007	1,148	2,75,413	1,51,319	1,29,090	60,888	92,746
Horsemesh (II. S) (a)—	Tons	Tons	Tons	Tons	Tons					
TOTAL BRITISH EMPIRE	1	42
Share of Madras	1	42
Other kinds (II. S)—	Tons	Tons	Tons	Tons	Tons					
United Kingdom (including Channel Islands)	849	230	156	2,600	347	20,945	33,911	29,365	4,08,755	45,846
Aden and Dependencies	78	4	2	2	..	6,510	165	130	80	..
Ceylon (excluding Maldives).	71	114	14	8	13	4,563	13,986	229	139	1,289
Somaland Protectorate	103	30	..	92	..	6,300	2,770	..	3,777	..
Seychelles	1,026	41,343
Other British Possessions	26	5	1,963	2	..
TOTAL BRITISH EMPIRE	598	384	1,224	2,792	360	38,318	50,837	73,029	4,12,753	47,136
Germany	1	67	250	50	..	128	14,311	12,225	7,537	17
Belgium	4	258	10	135	..	1,849	20,933	585	7,146
Italy (including Fiume)	1	..	500	17	..	45,311
Maskat Territory and Tru- cial Oman	56	124	30	5	31	3,877	9,030	1,432	257	642
Japan	95	13	..	9,136
Egypt	500	45,113
Other Foreign Countries	133	132	67	33	13	7,429	7,642	5,994	3,320	333
TOTAL FOREIGN COUNTRIES	189	327	1,126	98	774	11,434	33,932	85,776	11,699	62,737

(a) Discontinued from 1931-32, and recorded under "Manures, nitrogenous—others".
(b) Separately recorded from 1931-32.

ARTICLES, AND COUNTRIES OF CONSIGNMENT; ALSO SHARE OF EACH PROVINCE	QUANTITY					VALUE				
	1930-31	1931-32	1932-33	1933-34	1934-35	1930-31	1931-32	1932-33	1933-34	1934-35
Manures (excluding Oilcake)—continued										
Compounds—continued										
Other kinds (II. S)—continued										
Share of Bengal	11	47	1,730	2,765	343	1,431	7,379	1,11,316	4,17,793	86,037
" Bombay	1	69	7	3	62	137	3,123	367	1,309	5,314
" Sind	366	291	64	99	43	34,163	19,943	3,916	4,123	1,093
" Madras	409	334	449	13	34	24,041	33,323	39,750	734	6,333
" Burma	20	50	..	33	..	19,303	4,456	3	19,333
TOTAL	787	711	2,350	2,900	1,134	49,752	84,759	1,53,905	4,24,452	1,09,023
Artificial and mineral manures (II. S)*—										
United Kingdom (including Channel Islands)	26,512	—	—	—	—	34,34,014	—	—	—	—
Ceylon (excluding Maldives)	1	—	—	—	—	72	—	—	—	—
TOTAL BRITISH EMPIRE	26,513	—	—	—	—	34,34,086	—	—	—	—
Norway	229	—	—	—	—	30,314	—	—	—	—
Germany	6,635	—	—	—	—	7,56,215	—	—	—	—
Netherlands	5,146	—	—	—	—	3,08,670	—	—	—	—
Belgium	4,735	—	—	—	—	3,48,673	—	—	—	—
France	23	—	—	—	—	11,963	—	—	—	—
Italy (including Rome)	321	—	—	—	—	76,652	—	—	—	—
Jugo-Slavia (Kingdom of the Serbs, Croats and Slovenes)	47	—	—	—	—	5,375	—	—	—	—
Japan	4,123	—	—	—	—	3,04,067	—	—	—	—
Egypt	156	—	—	—	—	10,540	—	—	—	—
United States of America— Via Atlantic Coast	3,544	—	—	—	—	5,72,330	—	—	—	—
Chile (including the Pacific Coast of Patagonia)	3,313	—	—	—	—	5,22,546	—	—	—	—
TOTAL FOREIGN COUNTRIES	29,322	—	—	—	—	29,33,335	—	—	—	—
Share of Bengal	21,255	—	—	—	—	21,34,742	—	—	—	—
" Bombay	5,697	—	—	—	—	7,39,714	—	—	—	—
" Sind	1,113	—	—	—	—	1,50,441	—	—	—	—
" Madras	23,635	—	—	—	—	21,34,329	—	—	—	—
" Burma	1,136	—	—	—	—	1,67,696	—	—	—	—
TOTAL	65,385	—	—	—	—	64,17,421	—	—	—	—
Total Manures—										
United Kingdom (including Channel Islands)	26,361	16,904	37,491	37,549	48,480	35,05,162	19,74,371	39,11,519	40,73,309	51,49,347
Palestine	560	600	1,150	75,346	76,883	1,17,503
Aden and Dependencies	81	21	3	7	3	7,137	1,503	220	375	640
Ceylon (excluding Maldives)	537	365	191	312	34	44,093	46,603	23,090	27,629	2,250
Union of South Africa	325	600	15,404	23,309
Somaliand Protectorate	105	36	..	92	..	6,300	2,770	..	2,777	..
Seychelles	401	1,026	252	..	15	3,760	41,343	3,892	..
Other British Possessions	3	..	5	425	5	563	3	..
TOTAL BRITISH EMPIRE	27,637	17,787	39,276	39,137	50,272	35,63,135	20,34,017	40,52,036	42,14,276	52,97,949
Norway	229	313	239	533	397	30,314	40,866	34,403	64,574	40,793
Germany	6,636	5,326	2,173	1,797	1,974	7,56,243	6,15,114	2,50,967	3,41,392	2,16,039
Netherlands	5,146	2,084	739	376	375	3,08,670	1,23,431	60,213	70,310	35,513
Belgium	4,735	4,373	2,955	1,904	3,215	3,48,673	4,07,036	2,33,393	1,92,161	2,37,357

* Discontinued from 1931-32 and shown under different heads of manures.

No. 10—continued

ARTICLES, AND COUNTRIES OF CONSIGNMENT; ALSO SHARE OF EACH PROVINCE	QUANTITY					VALUE				
	1930-31	1931-32	1932-33	1933-34	1934-35	1930-31	1931-32	1932-33	1933-34	1934-35
	Tons	Tons	Tons	Tons	Tons	₹	₹	₹	₹	₹
Manures (excluding Oilseeds)— continued										
Total Manures—continued										
France	23	198	60	246	480	11,968	25,857	8,260	34,078	48,297
Spain	800	1,12,657
Switzerland	100	13,340
Italy (including Fiume)	921	921	481	1	600	76,652	82,659	18,128	90	54,021
Czechoslovakia	300	26,715
Jugo Slavia (Kingdom of the (Serbs, Croats and Slovenes))	47	300	350	397	200	5,875	25,964	29,939	39,946	17,340
Iraq	62	69	2,906	5,281
Mascat Territory and Tru- cial Oman	1,864	1,536	1,556	646	858	1,88,679	1,29,659	1,18,351	43,202	70,629
Other Native States in Arabia	17	29	5	62	10	1,308	2,072	199	5,038	355
Iran	568	236	102	39	88	51,353	19,494	5,196	3,162	5,182
Japan	4,123	340	2,006	2,525	3,026	2,94,057	24,728	94,011	1,91,417	2,98,213
Egypt	156	189	1,504	772	1,054	10,540	14,969	1,54,681	88,823	84,349
United States of America— Via Atlantic Coast	3,544	295	100	225	1,849	5,72,330	32,787	18,990	27,230	2,03,072
“ Pacific “	20	150	250	35	..	4,552	27,444	22,500	5,305
Chile (including the Pacific Coast of Patagonia)	3,813	..	45	116	695	5,22,546	..	5,720	8,764	64,185
Other Foreign Countries	26	76	6	20	3	1,735	5,615	296	1,099	190
TOTAL FOREIGN COUNTRIES—	31,860	16,310	13,400	10,409	16,209	31,79,493	15,66,719	12,36,698	10,27,690	14,07,555
Share of Bengal	21,269	12,764	17,383	17,769	19,463	21,36,673	12,01,424	15,91,025	21,44,399	21,41,531
“ Bombay	6,839	5,530	7,563	3,863	13,405	3,84,730	6,52,594	7,76,729	8,47,322	11,74,799
“ Sind	2,694	1,459	934	632	1,142	3,15,098	1,31,388	75,388	50,127	1,04,610
“ Madras	27,569	14,227	26,373	22,221	32,055	33,48,332	15,92,632	28,12,049	21,94,327	32,38,625
“ Burma	1,126	67	369	61	406	1,67,397	23,368	33,093	5,391	45,949
TOTAL	59,497	34,097	52,676	49,546	66,431	67,42,623	36,00,736	52,88,784	52,41,966	67,05,504
Matches—										
Safety (III. U)—										
United Kingdom (including Channel Islands)	2,656	2,823	1,604	3,070	1,891	8,348	8,176	5,905	9,436	4,729
Straits Settlements	12,637	346	11	720	4,623	21,709	994	24	1,621	12,997
Other British Possessions	36	17	55	1,000	7	53	28	36	1,806	17
TOTAL BRITISH EMPIRE	16,331	3,186	1,670	4,790	6,521	27,610	9,198	5,965	12,863	17,743
Sweden	292,220	92,395	32,650	46,819	9,000	2,69,086	82,807	31,212	40,876	10,531
Germany	2	1	251	..	6,878	8	538	852	..	7,329
Japan	5,764	127	10,005	11,703	15,069	5,279	49	4,453	6,336	7,088
Other Foreign Countries	984	715	389	294	873	1,999	761	534	483	1,603
TOTAL FOREIGN COUNTRIES.	298,970	93,238	43,295	58,816	31,820	2,76,367	84,170	37,051	47,700	27,056
Share of Bengal	22,073	1,134	905	16,939	23,411	19,663	4,407	3,734	12,617	22,338
“ Bombay	133,023	58,659	25,790	33,504	692	1,49,435	45,708	17,194	23,213	1,533
“ Sind	51,766	29,400	15,300	15,397	4,942	57,623	34,311	17,904	13,990	6,546
“ Madras	25,766	6,533	1,712	363	109	23,243	7,090	1,920	743	141
“ Burma	32,683	643	1,558	2,404	5,037	53,959	1,952	2,264	5,001	14,143
TOTAL	315,301	96,424	45,165	63,606	33,341	3,13,977	93,368	43,016	60,563	44,799
Other sorts (III. U)—										
TOTAL BRITISH EMPIRE	36	1	102	112	254	2,259	303	64	1,037	705

ARTICLES, AND COUNTRIES OF CONSIGNMENT; ALSO SHARE OF EACH PROVINCE	QUANTITY					VALUE				
	1930-31	1931-32	1932-33	1933-34	1934-35	1930-31	1931-32	1932-33	1933-34	1934-35
Matches—continued										
<i>Other sorts (III. U)—contd.</i>	Gross of Boxes	Gross of Boxes	Gross of Boxes	Gross of Boxes	Gross of Boxes	Rs	Rs	Rs	Rs	Rs
Sweden	87,500	8,750	10,200	15,000	10,000	83,669	11,562	7,969	12,197	10,628
Germany	5,800	5,970
Japan	13,750	..	1,250	10,698	..	603
Other Foreign Countries	1	..	2	96	..	5
TOTAL FOREIGN COUNTRIES.	81,251	8,750	11,452	15,000	15,800	94,463	11,562	8,577	12,197	16,598
<i>Share of Bengal</i>	<i>33,727</i>	<i>1</i>	<i>11,451</i>	<i>15,112</i>	<i>6,054</i>	<i>29,866</i>	<i>305</i>	<i>8,630</i>	<i>12,214</i>	<i>6,875</i>
<i>.. Sind</i>	<i>47,500</i>	<i>2,750</i>	<i>1</i>	<i>..</i>	<i>10,000</i>	<i>78,258</i>	<i>11,562</i>	<i>6</i>	<i>..</i>	<i>10,628</i>
<i>.. Madras</i>	<i>..</i>	<i>..</i>	<i>2</i>	<i>..</i>	<i>..</i>	<i>..</i>	<i>..</i>	<i>5</i>	<i>..</i>	<i>..</i>
TOTAL	81,227	8,751	11,554	15,112	16,054	96,723	11,927	8,641	12,224	17,303
Total Matches—	Gross of Boxes	Gross of Boxes	Gross of Boxes	Gross of Boxes	Gross of Boxes					
United Kingdom (including Channel Islands)	2,002	2,324	1,900	2,182	2,145	11,107	8,481	8,969	10,473	8,484
Straits Settlements	12,637	346	..	720	4,622	28,700	904	..	1,631	12,997
Other British Possessions	23	17	66	1,000	7	53	23	60	1,308	17
TOTAL BRITISH EMPIRE.	14,662	2,687	1,972	4,902	6,774	39,860	9,408	9,029	12,412	13,498
Sweden	359,720	101,145	42,950	61,819	19,000	2,52,755	94,869	39,151	58,073	21,159
Germany	2	1	251	..	12,678	3	533	852	..	12,799
Japan	19,514	127	11,255	11,703	15,069	15,977	40	8,056	6,236	7,033
Other Foreign Countries	985	715	391	294	873	2,095	781	539	433	1,608
TOTAL FOREIGN COUNTRIES.	380,221	101,988	54,747	73,816	47,950	2,70,827	95,723	48,588	64,742	42,600
<i>Share of Bengal</i>	<i>45,360</i>	<i>1,125</i>	<i>19,456</i>	<i>22,051</i>	<i>24,465</i>	<i>49,539</i>	<i>4,712</i>	<i>19,264</i>	<i>23,251</i>	<i>29,963</i>
<i>.. Bombay</i>	<i>133,023</i>	<i>58,659</i>	<i>25,790</i>	<i>23,804</i>	<i>692</i>	<i>1,49,435</i>	<i>45,702</i>	<i>17,194</i>	<i>23,213</i>	<i>1,333</i>
<i>.. Sind</i>	<i>109,296</i>	<i>35,150</i>	<i>12,201</i>	<i>15,397</i>	<i>14,042</i>	<i>1,22,672</i>	<i>45,772</i>	<i>17,910</i>	<i>18,990</i>	<i>17,173</i>
<i>.. Madras</i>	<i>25,754</i>	<i>6,538</i>	<i>1,714</i>	<i>362</i>	<i>109</i>	<i>23,242</i>	<i>7,990</i>	<i>1,925</i>	<i>742</i>	<i>141</i>
<i>.. Burma</i>	<i>22,533</i>	<i>643</i>	<i>1,558</i>	<i>2,404</i>	<i>5,087</i>	<i>53,959</i>	<i>1,932</i>	<i>2,264</i>	<i>5,001</i>	<i>14,143</i>
TOTAL	396,588	105,175	55,719	73,718	54,395	4,10,600	1,05,235	51,667	78,797	62,102
Match-making Materials—										
<i>Undipped sphints (III. U)—</i>	Lbs.	Lbs.	Lbs.	Lbs.	Lbs.					
TOTAL BRITISH EMPIRE	43	127	23	18	..
TOTAL FOREIGN COUNTRIES.	214	..	2	..	90	86	..	1	..	34
<i>Share of Bombay</i>	<i>214</i>	<i>..</i>	<i>45</i>	<i>..</i>	<i>90</i>	<i>36</i>	<i>..</i>	<i>24</i>	<i>..</i>	<i>34</i>
<i>.. Madras</i>	<i>..</i>	<i>..</i>	<i>..</i>	<i>127</i>	<i>..</i>	<i>..</i>	<i>..</i>	<i>..</i>	<i>18</i>	<i>..</i>
TOTAL	214	..	45	127	90	86	..	24	18	34
Veneers for match boxes and empty boxes (III. U)—	Lbs.	Lbs.	Lbs.	Lbs.	Lbs.					
TOTAL BRITISH EMPIRE.	4	7
Japan	1	..	891	1	..	44

No. 10—continued

ARTICLES, AND COUNTRIES OF CONSIGNMENT; ALSO SHARE OF EACH PROVINCE	QUANTITY					VALUE				
	1930-31	1931-32	1932-33	1933-34	1934-35	1930-31	1931-32	1932-33	1933-34	1934-35
Match-making Materials—continued										
<i>Veneers for match boxes and empty boxes (III. U)—contd.</i>	Lbs.	Lbs.	Lbs.	Lbs.	Lbs.	R	R	R	R	R
Share of Bombay . . .	5	..	551	5	..	54
Total Match-making Materials—	Lbs.	Lbs.	Lbs.	Lbs.	Lbs.					
TOTAL BRITISH EMPIRE . . .	4	..	43	127	..	7	..	23	18	..
TOTAL FOREIGN COUNTRIES	215	..	833	..	90	37	..	45	..	34
Share of Bombay . . .	219	..	926	..	90	44	..	68	..	34
.. Madras	127	18	..
TOTAL	219	..	926	127	90	44	..	68	18	34
Mats and Matting, except oak and rubber (III. U)—	Sq. yards	Sq. yards	Sq. yards	Sq. yards	Sq. yards					
Ceylon (excluding Maldives).	34,226	23,625	23,329	18,113	16,726	10,795	10,508	7,330	5,434	4,274
Straits Settlements . . .	63,347	47,404	44,975	45,485	45,124	42,540	27,860	17,709	15,297	13,315
Hongkong . . .	246,080	174,668	184,414	205,169	109,049	74,322	39,635	41,059	44,552	25,041
Other British Possessions . . .	8,917	15,271	7,857	3,789	7,304	4,445	3,795	4,055	1,882	1,459
TOTAL BRITISH EMPIRE	342,570	260,968	260,575	272,556	176,213	1,32,602	81,798	70,248	67,165	44,089
China (exclusive of Hongkong and Macao) . . .	256,646	197,224	170,828	231,895	221,498	96,304	59,353	51,408	53,129	52,330
Japan . . .	1,264,745	1,019,659	1,894,786	2,365,300	3,331,177	2,33,509	1,92,504	2,53,493	3,15,325	4,15,075
Other Foreign Countries . . .	123,284	113,145	54,257	43,697	76,992	12,123	12,479	6,054	5,068	5,555
TOTAL FOREIGN COUNTRIES	1,644,675	1,335,028	2,119,871	2,645,892	3,629,667	3,41,941	2,64,336	3,15,955	3,73,522	4,74,060
Share of Bengal . . .	712,043	665,733	1,125,544	1,342,166	1,323,059	1,12,302	1,02,002	1,23,745	1,62,879	2,32,959
.. Bombay . . .	714,671	625,255	366,115	1,133,910	1,360,605	2,07,808	1,43,664	1,76,683	2,07,733	1,92,230
.. Sind . . .	163,615	155,747	114,321	87,044	202,311	30,030	19,396	15,305	9,354	21,476
.. Madras . . .	126,034	39,363	60,391	195,317	270,263	56,743	41,233	39,618	37,516	49,344
.. Burma . . .	265,330	162,992	134,075	164,491	261,156	71,961	39,779	33,347	23,155	30,441
TOTAL	1,987,245	1,595,996	2,380,446	2,918,448	3,807,380	4,74,643	3,46,134	3,86,198	4,45,637	5,13,149
Metals and Ores—										
Aluminium—										
Unwrought (ingots, blocks, bars, etc.) (III. L)—	Cwts.	Cwts.	Cwts.	Cwts.	Cwts.					
United Kingdom (including Channel Islands) . . .	851	16	55	75	96	55,880	1,266	4,301	4,933	6,559
Ceylon (excluding Maldives)	..	115	109	2,060	1,291
TOTAL BRITISH EMPIRE	851	131	164	75	96	55,880	3,326	5,592	4,933	6,559
TOTAL FOREIGN COUNTRIES	..	10	..	50	695	1	4,933	..

ARTICLES, AND COUNTRIES OF CONSIGNMENT; ALSO SHARE OF EACH PROVINCE	QUANTITY					VALUE				
	1930-31	1931-32	1932-33	1933-34	1934-35	1930-31	1931-32	1932-33	1933-34	1934-35
Metals and Ores—continued										
Aluminium—continued										
Unwrought (ingots, blocks, bars, etc.) (III. L)—contd.	Cwts.	Cwts.	Cwts.	Cwts.	Cwts.					
Share of Bengal	525	2	52	51	98	84,545	66	4,109	3,132	6,440
" Bombay	14	21	2	74	..	1,121	1,295	122	6,476	..
" Madras	2	112	110	41	2,262	1,240
" Burma	2	173
TOTAL	551	141	164	125	96	55,880	4,021	5,508	9,606	6,560
Wrought—										
Circles (III. L)—										
United Kingdom (including Channel Islands)	22,780	2,600	7,951	14,773	19,970	18,43,102	6,52,877	7,09,419	12,51,472	12,17,022
Canada—										
Via Atlantic Coast	2,619	2,479	258	2,095	10,250	2,67,598	1,62,498	17,515	2,19,589	7,22,649
TOTAL BRITISH EMPIRE	25,399	11,079	8,209	16,878	20,220	21,15,700	8,01,375	7,26,934	15,71,061	21,00,271
Norway	299	23,029
Germany	19,936	5,423	157	4,168	124	10,20,789	2,54,123	10,500	2,01,614	9,422
Netherlands	1,653	1,20,428
France	2,610	2,408	534	6,79,257	5,91,602	61,416
Switzerland	6,148	4,002	550	927	162	4,64,666	2,92,209	49,627	75,692	11,020
Italy (including Fiume)	20	124	5,652	9,641
Japan	9,076	22	6,707	5,278	2,142	6,49,784	1,202	5,16,209	2,62,251	2,42,095
United States of America—										
Via Atlantic Coast	22,917	4,254	270	681	1,202	40,22,067	2,09,227	26,542	50,202	1,19,524
" Pacific	121	12,979
Other Foreign Countries	20
TOTAL FOREIGN COUNTRIES	92,220	22,227	2,022	11,059	10,222	70,22,022	15,24,241	6,92,914	7,90,222	6,22,270
Share of Bengal	20,102	7,271	7,212	2,722	17,212	40,20,222	6,17,122	7,22,272	2,10,222	12,22,272
" Bombay	44,214	12,007	6,272	14,224	16,224	22,20,222	12,22,222	4,22,222	10,22,222	11,22,222
" Sind	5,122	1,222	44	1,122	1,022	2,21,222	27,222	2,272	22,222	72,222
" Madras	10,221	221	220	2,222	2,242	2,01,222	27,217	21,222	1,27,222	1,22,222
" Burma	2,227	4,207	2,221	2,222	2,201	6,27,217	2,01,222	1,44,210	2,17,210	1,22,272
TOTAL	119,222	22,222	10,222	20,222	41,271	92,01,222	22,22,210	14,19,222	22,27,227	27,22,241
Sheets (III. L)—										
United Kingdom (including Channel Islands)	224	209	1,172	1,222	1,227	42,222	24,222	27,222	29,222	1,02,222
Canada—										
Via Atlantic Coast	20	45	421	1,222	2,221	27,222
Other British Possessions	4	..	2	66	..	407	..
TOTAL BRITISH EMPIRE	224	224	1,172	1,222	1,222	42,222	27,222	27,222	1,00,222	1,21,272
Germany	217	272	122	214	222	17,222	29,222	16,222	22,222	24,222
France	22	121	5	10	14	1,200	9,222	472	774	1,222
Switzerland	124	104	40	22	..	9,222	7,022	2,000	5,221	..
Japan	66	..	1	2,222	..	44
United States of America—										
Via Atlantic Coast	1,041	227	62	..	115	72,222	12,222	4,222	..	6,222
Other Foreign Countries	22	11	..	2	..	2,222	704	7	162	20
TOTAL FOREIGN COUNTRIES	1,447	222	271	412	412	1,07,222	22,222	22,222	22,222	22,222
Share of Bengal	722	221	221	222	222	22,122	20,222	22,222	40,222	22,222
" Bombay	614	222	222	212	1,127	42,222	42,222	22,222	22,222	74,222
" Sind	20	22	22	122	22	2,222	2,222	2,222	10,222	2,222
" Madras	522	72	77	122	222	42,222	2,222	2,222	7,222	12,222
" Burma	69	22	22	22	22	2,222	1,222	2,222	2,222	2,210
TOTAL	2,001	1,222	1,544	1,744	2,410	1,21,422	22,222	1,12,222	1,22,222	1,64,109

No. 10—continued

ARTICLES, AND COUNTRIES OF CONSIGNMENT; ALSO SHARE OF EACH PROVINCE	QUANTITY					VALUE				
	1930-31	1931-32	1932-33	1933-34	1934-35	1930-31	1931-32	1932-33	1933-34	1934-35
Metals and Ores—continued										
Aluminium—continued										
Other manufactures (III. L)—										
United Kingdom (including Channel Islands)	Cwts. 1,023	Cwts. 883	Cwts. 1,341	Cwts. 2,562	Cwts. 3,211	Rs 1,35,802	Rs 86,406	Rs 1,43,826	Rs 2,91,239	Rs 2,81,196
Straits Settlements	6	10	14	23	64	806	800	2,044	1,721	6,548
Canada— Via Atlantic Coast	247	188	..	87	138	15,757	12,818	..	6,149	10,944
Other British Possessions	327	110	890	588	466	7,898	2,107	5,805	7,856	8,108
TOTAL BRITISH EMPIRE	2,403	1,190	1,745	3,210	3,879	2,10,263	1,01,681	1,51,675	3,06,965	3,06,791
Germany	1,839	1,816	3,057	2,022	2,877	2,22,868	2,08,147	3,65,116	2,64,977	3,21,254
Belgium	332	194	692	151	276	33,406	25,849	1,04,156	13,045	20,131
France	346	186	21	7	28	21,508	13,290	4,768	1,002	3,055
Switzerland	125	678	42	523	824	24,577	67,492	6,758	78,448	1,11,028
Italy (including Fiume)	130	220	81	186	92	24,073	38,488	12,211	32,394	11,849
Austria	22	16	2	11	82	10,510	8,722	2,466	1,647	12,668
Java	106	16,836
Japan	46	12	68	282	449	7,426	3,620	11,474	33,725	52,696
United States of America—										
Via Atlantic Coast	1,123	195	42	95	186	77,468	14,777	4,961	9,897	16,221
" Pacific "	8	..
Other Foreign Countries	74	84	203	199	91	4,536	10,298	11,174	6,310	7,829
TOTAL FOREIGN COUNTRIES	4,048	3,306	4,208	3,476	4,905	4,48,202	3,85,178	5,26,081	4,41,543	5,59,329
Share of Bengal	3,924	1,333	3,729	3,593	3,951	3,01,977	2,02,676	4,28,880	4,63,064	3,65,788
" Bombay	1,852	1,639	1,024	1,636	2,432	1,30,311	1,61,318	1,55,754	1,37,131	2,32,579
" Sind	159	112	348	267	236	16,686	11,657	20,438	14,059	22,305
" Madras	1,025	710	719	913	1,924	1,01,911	33,013	57,573	67,714	1,61,483
" Burma	494	389	133	77	140	52,730	23,145	14,111	11,549	76,959
TOTAL	6,445	4,585	5,953	6,036	8,784	6,53,465	4,86,809	6,76,756	7,48,508	8,66,120
Total Aluminium—										
United Kingdom (including Channel Islands)	Cwts. 26,087	Cwts. 9,807	Cwts. 10,520	Cwts. 20,743	Cwts. 24,844	Rs 21,32,072	Rs 7,50,835	Rs 9,44,981	Rs 17,47,686	Rs 17,09,109
Ceylon (excluding Maldives)	98	177	411	896	396	4,208	3,259	5,203	5,054	4,923
Straits Settlements	6	10	14	25	64	806	800	2,044	1,942	6,548
Canada— Via Atlantic Coast	3,886	2,713	362	3,182	11,419	3,84,887	1,77,637	17,315	2,25,738	6,21,135
Other British Possessions	129	48	84	144	140	3,698	974	1,598	2,938	3,185
TOTAL BRITISH EMPIRE	30,206	12,754	11,391	24,490	36,793	24,25,666	9,38,565	9,71,636	19,83,408	25,44,895
Norway	299	23,039
Germany	16,992	7,621	8,412	6,509	3,299	13,21,399	6,22,684	8,91,770	5,94,216	3,55,311
Netherlands	1,664	42	5	1,31,570	4,979	1,081
Belgium	264	304	692	151	276	37,024	25,937	1,06,153	13,045	20,131
France	3,979	3,752	610	17	42	7,02,060	6,14,298	66,660	1,866	4,848
Switzerland	6,407	4,870	632	1,546	937	4,93,346	3,66,735	53,385	1,60,662	1,23,246
Italy (including Fiume)	130	309	215	136	92	24,073	39,136	21,552	32,394	11,849
Austria	22	16	2	11	82	10,510	8,722	2,466	1,647	12,668
Java	106	16,836
Japan	9,122	34	6,841	5,000	8,596	6,57,210	4,922	5,32,906	4,05,467	5,97,805
United States of America—										
Via Atlantic Coast	55,081	4,786	474	776	2,209	42,10,378	3,39,592	35,861	60,105	1,44,568
" Pacific "	181	19,979	8	..
Other Foreign Countries	68	43	198	201	91	3,424	5,380	10,101	6,475	7,888
TOTAL FOREIGN COUNTRIES	98,129	26,677	13,262	14,997	15,674	76,36,569	20,32,440	12,46,216	12,75,835	12,77,634

ARTICLES, AND COUNTRIES OF CONSIGNMENT; ALSO SHARE OF EACH PROVINCE	QUANTITY					VALUE				
	1930-31	1931-32	1932-33	1933-34	1934-35	1930-31	1931-32	1932-33	1933-34	1934-35
						₹	₹	₹	₹	₹
Metals and Ores—continued										
Total Aluminium—continued	Cwts.	Cwts.	Cwts.	Cwts.	Cwts.					
Share of Bengal	84,391	9,329	18,550	14,327	22,900	64,72,538	2,80,863	19,89,386	13,61,387	16,37,458
" Bombay	67,694	21,353	8,131	17,323	20,384	32,55,467	16,32,309	6,53,650	13,25,894	14,91,590
" Sind	8,337	1,497	455	1,530	1,409	4,01,469	1,04,686	30,183	1,07,590	1,15,713
" Madras	12,462	1,763	1,226	3,265	4,699	9,46,773	1,58,302	33,933	8,38,785	2,63,390
" Burma	3,391	4,920	2,190	3,053	3,975	6,85,305	3,26,078	1,60,745	2,31,661	2,76,553
TOTAL	128,838	39,481	24,553	39,487	52,467	1,00,69,585	29,66,906	22,17,852	22,59,298	28,22,729
Antifriction Metal (III. L)—										
United Kingdom (including Channel Islands)	4,865	3,673	2,978	2,780	4,603	2,52,257	1,99,316	1,62,744	2,55,585	2,73,708
Other British Possessions	19	17	17	22	1	1,060	869	1,395	808	88
TOTAL BRITISH EMPIRE	4,904	3,690	2,995	2,802	4,604	2,53,317	1,99,185	1,64,139	2,56,393	2,73,791
TOTAL FOREIGN COUNTRIES	54	30	91	8	13	1,958	1,523	2,264	239	640
Share of Bengal	2,475	1,773	1,548	2,501	2,636	1,17,726	64,030	73,185	1,45,414	2,27,360
" Bombay	1,319	337	451	231	347	67,970	26,202	35,768	25,527	32,492
" Sind	154	186	311	207	372	12,020	12,702	10,273	13,626	22,918
" Madras	793	1,021	548	609	373	36,023	31,324	30,357	33,963	30,264
" Burma	302	333	230	688	469	21,512	15,264	16,223	24,696	21,257
TOTAL	4,960	3,720	2,080	3,805	4,632	2,55,275	2,00,713	1,66,403	2,56,685	2,79,431
Brass, Bronze, and similar alloys and manufactures thereof—										
Unwrought (III. L)—										
United Kingdom (including Channel Islands)	739	333	2,967	71	1,123	41,119	12,936	78,523	4,186	27,556
Ceylon (excluding Maldives)	321	70	100	9,000	1,846	3,301
Other British Possessions	1	25	31
TOTAL BRITISH EMPIRE	1,060	454	3,127	71	1,123	50,719	14,859	76,844	4,186	27,556
United States of America— Via Atlantic Coast	627	200	..	17,532	5,197	..
Other Foreign Countries	130	8	13	2,993	121	..	25	1,630
TOTAL FOREIGN COUNTRIES	657	8	..	200	13	20,525	121	..	5,222	1,630
Share of Bengal	477	275	1,344	210	935	17,900	3,330	47,032	6,721	17,592
" Bombay	216	37	1,291	4	123	42,379	1,361	3,130	127	6,658
" Sind	160	3	11	1,732	110	537
" Madras	125	30	339	17	47	4,896	3,029	19,735	699	1,160
" Burma	96	62	49	40	31	3,086	2,640	1,324	1,921	3,366
TOTAL	1,717	462	3,127	271	1,136	71,204	14,920	76,844	9,408	29,186
Wrought—										
Mixed or yellow metal for sheathing (III. L)—										
United Kingdom (including Channel Islands)	42,174	71,384	150,091	156,345	209,679	19,20,093	26,39,321	46,68,209	46,08,122	54,51,743
Ceylon (excluding Maldives)	20	20	713	555
Other British Possessions	2	16	..
TOTAL BRITISH EMPIRE	42,194	71,384	150,091	156,347	209,679	19,20,811	26,40,376	46,68,209	46,08,138	54,51,749
Germany	218,554	179,491	226,700	170,401	247,412	68,31,076	62,72,678	72,16,033	47,37,331	60,71,000
Belgium	1,127	652	267	120	184	47,593	22,523	10,251	3,322	5,139
France	626	1,099	29,574	37,073
Italy (including Trieste)	215	5,415	..	7	..	14,764	1,77,390	..	677	..
Japan	45,772	39,307	95,697	95,491	105,392	20,76,964	14,60,277	30,34,258	25,71,029	27,75,373
Other Foreign Countries	33	23	1,517	1,016	..	3
TOTAL FOREIGN COUNTRIES	266,294	226,557	322,766	266,019	352,594	1,09,99,976	79,72,958	1,02,61,558	73,12,339	88,51,564

No. 10—continued

ARTICLES, AND COUNTRIES OF CONSIGNMENT; ALSO SHARE OF EACH PROVINCE	QUANTITY					VALUE				
	1930-31	1931-32	1932-33	1933-34	1934-35	1930-31	1931-32	1932-33	1933-34	1934-35
Metals and Ores—continued						R	R	R	R	R
<i>Brass, Bronze, and similar alloys and manufactures thereof—continued</i>										
<i>Wrought—continued</i>										
<i>Mixed or yellow metal for sheathing (III. L.)—continued</i>	Cwts.	Cwts.	Cwts.	Cwts.	Cwts.					
<i>Share of Bengal . . .</i>	29,341	18,925	41,318	48,161	56,960	13,69,930	6,27,397	14,23,934	14,13,430	14,03,102
<i>" Bombay . . .</i>	163,637	194,490	253,193	221,397	291,261	66,22,132	68,59,187	80,61,799	60,16,932	73,29,330
<i>" Sind . . .</i>	9,333	13,692	23,693	21,196	24,514	3,70,916	3,96,721	6,46,743	6,59,449	6,04,678
<i>" Madras . . .</i>	104,943	74,691	163,437	130,616	189,033	45,01,332	27,10,032	47,42,679	33,92,201	49,38,453
<i>" Burma . . .</i>	1,185	813	1,244	696	895	56,377	20,091	44,557	33,935	23,345
TOTAL	308,483	298,411	482,877	422,366	562,878	1,29,20,787	1,06,18,334	1,49,24,767	1,19,15,997	1,43,03,313
Rods (III. L.)—	Cwts.	Cwts.	Cwts.	Cwts.	Cwts.					
<i>United Kingdom (including Channel Islands) . . .</i>	5,161	2,785	2,378	5,196	6,447	2,10,653	98,164	79,072	1,48,331	1,88,096
<i>Other British Possessions . . .</i>	3	110	..	8	47	..
TOTAL BRITISH EMPIRE	5,164	2,785	2,378	5,196	6,447	2,10,763	98,164	79,080	1,48,428	1,88,096
<i>Germany . . .</i>	5,179	3,144	5,132	218	345	1,95,931	90,680	1,36,353	7,276	10,080
<i>France . . .</i>	903	109	66	32,374	3,450	2,133
<i>Japan . . .</i>	2,508	3,072	6,831	4,100	15,306	25,506	81,948	1,41,506	81,107	3,34,071
<i>Other Foreign Countries . . .</i>	117	64	4	9	9	5,532	4,398	153	623	584
TOTAL FOREIGN COUNTRIES	3,707	6,389	12,033	4,327	15,750	3,25,792	1,79,976	2,30,200	89,099	3,44,735
<i>Share of Bengal . . .</i>	6,393	3,343	5,199	4,922	11,030	2,35,093	1,02,731	1,26,349	1,07,102	2,71,461
<i>" Bombay . . .</i>	5,793	4,139	6,059	4,137	9,209	2,27,343	1,13,573	1,45,953	97,610	2,07,266
<i>" Sind . . .</i>	672	1,077	365	334	319	22,097	33,464	9,322	7,336	9,344
<i>" Madras . . .</i>	795	354	3,267	337	633	27,270	11,335	50,336	19,954	19,574
<i>" Burma . . .</i>	493	228	671	437	951	21,747	6,937	17,455	14,025	25,136
TOTAL	13,871	9,174	14,461	9,623	22,197	6,36,556	2,78,140	3,69,280	2,37,527	5,32,231
Sheets (III. L.)—	Cwts.	Cwts.	Cwts.	Cwts.	Cwts.					
<i>United Kingdom (including Channel Islands) . . .</i>	3,370	2,964	3,489	2,133	454	1,31,042	1,09,305	1,20,123	68,032	20,875
<i>Other British Possessions . . .</i>	1	..	1	35	..	48	..	14
TOTAL BRITISH EMPIRE	3,370	2,964	3,490	2,133	455	1,31,077	1,09,305	1,20,171	68,032	20,889
<i>Germany . . .</i>	1,602	3,060	1,244	1,619	4,491	79,706	1,11,232	53,933	58,491	1,27,593
<i>Belgium . . .</i>	116	129	85	134	95	6,693	6,855	5,865	9,212	5,325
<i>France . . .</i>	442	22,259	41	..
<i>Italy (including Fiume) . . .</i>	76	5,017
<i>Japan . . .</i>	97	125	..	392	66	4,130	4,393	..	11,700	3,391
<i>United States of America— Via Atlantic Coast . . .</i>	374	10,299
<i>Other Foreign Countries . . .</i>	27	2	..	51	..	1,152	190	6
TOTAL FOREIGN COUNTRIES	2,333	3,314	1,356	2,147	5,026	1,17,916	1,22,440	60,000	79,643	1,45,619
<i>Share of Bengal . . .</i>	3,532	3,334	3,621	670	3,495	1,39,240	1,35,036	1,27,237	26,733	1,04,564
<i>" Bombay . . .</i>	1,250	324	249	1,392	1,114	61,033	15,390	14,547	66,033	33,399
<i>" Sind . . .</i>	121	137	432	520	734	11,532	3,329	21,098	13,533	23,523
<i>" Madras . . .</i>	646	2,010	434	1,170	100	32,933	66,310	16,315	34,572	3,616
<i>" Burma . . .</i>	74	164	17	27	38	4,156	6,350	136	1,399	1,329
TOTAL	5,703	6,273	4,846	4,230	5,461	2,93,993	2,31,745	1,80,171	1,47,075	1,66,503

ARTICLES, AND COUNTRIES OF CONSIGNMENT; ALSO SHARE OF EACH PROVINCE	QUANTITY					VALUE				
	1930-31	1931-32	1932-33	1933-34	1934-35	1930-31	1931-32	1932-33	1933-34	1934-35
						R	R	R	R	R
Metals and Ores—continued										
<i>Brass, Bronze, and similar alloys and manufactures thereof—continued</i>										
<i>Wrought—continued</i>										
Tubes (III. L)—										
United Kingdom (including Channel Islands)	Cwts. 291	Cwts. 87	Cwts. 117	Cwts. 177	Cwts. 330	27,578	7,808	10,867	14,370	31,001
Other British Possessions	48	..	102	18	18	1,170	..	2,916	697	215
TOTAL BRITISH EMPIRE	339	87	219	195	348	28,748	7,808	13,783	15,067	31,216
Sweden	..	29	248	198	341	..	1,198	11,008	8,229	14,310
Germany	1,456	987	1,084	775	981	33,690	48,254	47,408	35,179	44,823
Belgium	2	2	12	198	128	551	23	..
France	34	..	75	1,848	..	2,898
Austria	263	272	216	300	256	16,116	12,040	11,014	22,629	11,301
Hungary	25	158	117	80	124	1,452	6,984	6,458	4,608	5,971
Japan	209	327	927	8,986	12,660	31,730
Other Foreign Countries	..	118	169	101	5,647	9,598	6,072	..
TOTAL FOREIGN COUNTRIES	1,773	1,511	2,126	1,979	2,630	1,03,607	71,243	97,880	88,518	1,11,223
Share of Bengal	516	343	356	347	538	33,296	17,792	13,967	19,723	29,231
" Bombay	1,228	1,035	1,456	1,592	1,992	75,578	50,459	69,972	72,890	55,279
" Sind	42	127	102	5	22	2,029	6,265	4,402	531	2,122
" Madras	117	67	528	118	275	7,237	2,169	29,164	7,009	12,390
" Burma	154	31	62	72	86	12,166	1,227	2,828	2,871	4,920
TOTAL	2,112	1,598	2,404	2,109	2,907	1,32,356	79,051	1,11,363	1,03,480	1,35,346
Wire (III. L)—										
United Kingdom (including Channel Islands)	Cwts. 290	Cwts. 211	Cwts. 100	Cwts. 502	Cwts. 671	16,221	11,939	6,148	22,689	29,571
Other British Possessions	2	5	3	4	..	557	542	626	450	..
TOTAL BRITISH EMPIRE	292	216	103	506	671	16,778	12,481	6,774	23,139	29,571
Germany	629	872	1,213	531	431	34,926	38,000	45,878	19,694	19,713
Belgium	194	68	207	15	7	10,357	2,060	7,215	588	764
France	2,642	1,667	641	1,24,649	61,453	24,685	9	..
Switzerland	57	189	39	2,792	7,334	1,767
Italy (including Fiume)	336	256	317	17,564	10,999	23,484
Japan	1,024	1,033	6,877	5,331	8,373	1,00,631	42,065	2,18,314	1,55,870	2,39,163
Other Foreign Countries	62	11	14	5	8	2,650	808	1,161	893	313
TOTAL FOREIGN COUNTRIES	5,784	4,094	9,308	5,732	8,817	2,98,610	1,63,624	3,22,504	1,76,564	2,59,950
Share of Bengal	1,545	1,030	3,052	1,943	3,339	32,041	44,321	1,17,350	60,073	1,05,363
" Bombay	3,028	2,587	4,314	3,222	3,785	1,43,313	1,00,176	1,06,622	92,401	1,08,222
" Sind	32	36	47	14	36	1,237	1,248	2,274	1,217	1,409
" Madras	1,017	565	1,317	917	1,630	57,336	29,932	43,897	32,332	42,912
" Burma	357	162	241	163	448	19,314	8,022	19,219	7,169	16,999
TOTAL	5,966	4,310	9,971	6,238	9,489	3,10,897	1,76,105	3,41,376	1,99,693	2,86,621
Other sorts (III. L)—										
United Kingdom (including Channel Islands)	Cwts. 5,155	Cwts. 4,166	Cwts. 14,239	Cwts. 6,360	Cwts. 7,358	4,30,008	4,33,148	6,00,946	4,42,938	4,54,795
Aden and Dependencies	227	97	140	393	332	7,978	2,476	2,501	8,558	5,727
Ceylon (excluding Maldives)	424	118	335	305	294	16,810	2,345	9,331	3,261	6,082
Straits Settlements	11,683	2,296	4,869	2,566	1,527	3,29,234	60,205	1,03,588	47,015	27,578
Hongkong	1,660	77	68	102	66	53,156	8,749	6,070	5,033	5,474
Kenya Colony	215	215	129	74	89	5,917	4,655	2,905	1,522	540

No. 10—continued

ARTICLES, AND COUNTRIES OF CONSIGNMENT; ALSO SHARE OF EACH PROVINCE	QUANTITY					VALUE				
	1930-31	1931-32	1932-33	1933-34	1934-35	1930-31	1931-32	1932-33	1933-34	1934-35
Metals and Ores—continued						R	R	R	R	R
<i>Brass, Bronze, and similar alloys and manufactures thereof—continued</i>										
<i>Wrought—continued</i>										
Other Sorts (III. L)—contd.	Owts.	Owts.	Owts.	Owts.	Owts.					
Mauritius and Dependencies	301	82	84	6,377	765	1,095
Canada—										
Via Atlantic Coast . . .	112	6	5	16,500	924	659
Other British Possessions . . .	270	147	218	298	287	6,583	3,872	4,817	4,888	4,872
TOTAL BRITISH EMPIRE . . .	20,047	7,154	20,043	10,155	9,992	8,62,563	5,18,129	7,31,666	5,18,265	6,07,363
Sweden	14	59	70	16	58	3,388	12,858	3,883	1,619	3,296
Germany	11,499	11,076	10,739	1,775	2,957	6,50,346	4,82,785	5,04,886	1,78,812	2,01,701
Belgium	1,054	482	484	798	457	80,428	32,628	36,783	52,950	29,575
France	406	337	124	111	41	28,456	16,104	6,745	8,634	3,610
Italy (including Fiume)	12	45	46	7	15	1,264	3,999	1,835	917	5,310
Austria	65	68	71	119	46	8,142	8,676	9,055	12,432	5,477
Iraq	975	245	159	1,284	269	23,059	5,786	2,124	19,105	3,747
Iran	832	128	4	23,289	2,479	158	25	..
China (exclusive of Hong- kong and Macao)	1,123	26	8	18	17	44,846	3,234	1,503	2,019	1,797
Japan	3,798	1,558	21,376	11,596	18,821	2,01,891	1,07,899	6,79,530	4,20,082	6,09,640
United States of America—										
Via Atlantic Coast	2,411	338	167	233	59	1,16,268	31,905	10,898	11,746	5,087
" Pacific "	25	5	10	20	25
Other Foreign Countries	96	259	185	167	374	5,123	10,991	5,969	10,341	9,928
TOTAL FOREIGN COUNTRIES	23,235	16,247	33,463	16,124	23,114	11,91,530	7,19,199	12,67,324	7,13,702	8,73,300
Share of Bengal	29,322	15,171	35,033	4,503	6,920	12,30,670	5,53,419	11,30,564	2,11,654	2,99,326
" Bombay	9,865	4,773	7,114	3,069	7,172	5,07,214	3,79,374	3,61,226	5,07,167	3,98,596
" Sind	963	634	3,439	5,569	3,033	38,501	51,609	2,01,030	1,87,011	2,69,067
" Madras	1,357	914	5,090	6,383	10,004	1,37,002	1,00,044	2,44,493	2,51,556	3,54,393
" Burma	326	909	730	1,147	927	92,106	1,52,322	81,677	74,579	63,786
TOTAL	62,332	32,401	63,506	26,279	33,106	20,54,093	12,37,323	19,98,990	12,31,967	13,35,668
Total Brass, Bronze, and similar alloys and manu- factures thereof—	Owts.	Owts.	Owts.	Owts.	Owts.					
United Kingdom (including Channel Islands)	57,120	82,480	173,441	170,784	226,052	28,16,799	33,08,171	55,55,576	53,03,713	61,96,337
Aden and Dependencies	327	93	140	390	332	7,973	2,504	3,501	8,558	5,723
Ceylon (excluding Maldives)	769	209	711	369	294	27,773	5,986	16,730	3,793	6,632
Straits Settlements	11,729	2,296	4,899	2,566	1,529	3,30,373	60,271	1,03,588	47,015	27,646
Hongkong	1,650	81	68	102	66	53,156	9,044	6,079	5,093	5,474
Kenya Colony	215	215	129	74	56	5,917	4,585	2,905	1,522	800
Mauritius and Dependencies	301	82	84	6,377	765	1,095
Canada—										
Via Atlantic Coast	112	6	5	16,500	924	659
Other British Possessions	273	147	218	313	287	6,672	3,872	5,933	5,461	4,872
TOTAL BRITISH EMPIRE . . .	72,406	85,514	179,571	174,598	229,705	32,71,460	33,96,122	56,93,417	53,30,155	62,49,243
Sweden	14	123	326	213	405	3,439	14,502	20,394	10,350	13,119
Germany	238,919	199,180	256,261	176,319	250,623	98,75,231	70,40,780	80,03,036	50,32,233	64,71,913
Belgium	2,495	1,310	1,035	1,069	752	1,45,383	67,653	60,615	66,152	41,431
France	4,953	3,212	906	111	41	2,45,257	1,18,030	36,506	3,684	3,610
Switzerland	135	190	39	1	..	6,117	7,965	1,733	58	..
Italy (including Fiume)	639	5,304	953	34	15	33,009	1,07,008	40,322	2,752	5,310

ARTICLES AND COUNTRIES OF CONSIGNMENT; ALSO SHARES OF EACH PROVINCE	QUANTITY					VALUE				
	1930-31	1931-32	1932-33	1933-34	1934-35	1930-31	1931-32	1932-33	1933-34	1934-35
Metals and Ores—continued										
<i>Brass, Bronze, and similar alloys and manufactures thereof—concluded</i>										
<i>Total Brass, Bronze, and similar alloys and manufactures thereof—continued</i>	Owts.	Owts.	Owts.	Owts.	Owts.					
Austria	343	376	308	619	302	25,102	22,224	20,955	25,071	16,741
Hungary	28	199	119	131	124	1,422	10,008	6,531	2,722	5,976
Czechoslovakia	71	3	112	42	25	2,501	725	5,591	2,440	2,527
Iraq	1,075	240	160	1,224	200	29,702	5,726	2,124	19,105	2,747
Iran	322	124	4	22,209	2,592	152	25	..
China (exclusive of Hong-kong and Macao)	1,152	20	5	16	17	45,106	2,224	1,202	2,044	1,797
Japan	54,099	5,675	121,040	117,127	142,922	21,60,221	14,97,229	40,92,574	22,52,522	29,97,005
United States of America—										
<i>Via Atlantic Coast</i>	2,922	412	172	440	422	1,21,274	24,022	11,770	17,505	15,422
<i>" Pacific "</i>	25	5	10	20	25
Other Foreign Countries	74	222	172	122	220	4,027	7,276	5,594	6,777	6,497
TOTAL FOREIGN COUNTRIES	207,722	257,120	291,221	296,572	402,242	1,20,52,012	92,20,561	1,22,90,200	24,65,502	1,05,90,120
<i>Share of Bengal</i>	71,550	29,271	90,277	60,102	21,272	21,21,222	14,29,222	29,21,222	12,25,001	12,20,122
<i>" Bombay</i>	125,174	207,212	222,122	240,222	212,222	72,22,002	72,22,222	22,22,222	22,22,122	21,22,222
<i>" Sind</i>	11,222	14,721	20,172	27,222	22,771	4,22,122	4,22,222	2,22,222	7,71,222	2,21,122
<i>" Madras</i>	122,222	72,222	122,222	122,222	221,222	27,22,222	22,12,222	21,22,222	22,22,222	22,22,222
<i>" Burma</i>	2,222	2,222	2,222	2,222	2,222	2,22,222	1,22,222	1,22,222	1,22,222	1,22,222
TOTAL	220,120	242,224	271,122	271,172	227,042	1,22,24,272	1,22,22,222	1,22,92,222	1,22,42,747	1,22,22,272
Copper—										
Ore (II. F)—	Tons	Tons	Tons	Tons	Tons					
TOTAL BRITISH EMPIRE	1	227	2	21
TOTAL FOREIGN COUNTRIES	1	127
<i>Share of Bombay</i>	2	1,222	2	21
Old, for re-manufactures (III. L)—	Owts.	Owts.	Owts.	Owts.	Owts.					
United Kingdom (including Channel Islands)	142	60	227	1,201	22	5,427	2,222	24,542	24,122	222
Aden and Dependencies	202	21	120	72	222	2,422	1,700	2,272	1,712	7,440
Bahrain Islands	122	124	222	212	122	4,222	2,122	2,272	4,222	2,222
Ceylon (excluding Maldives)	202	77	22	121	..	6,271	2,722	222	4,422	..
Straits Settlements	2,272	1,422	1,122	122	402	1,22,240	21,222	22,122	2,522	2,421
Other British Possessions	222	220	27	122	20	12,422	7,424	2,422	4,000	2,410
TOTAL BRITISH EMPIRE	4,222	2,012	2,221	2,022	1,221	1,22,222	70,702	72,220	22,212	22,204
Germany	1	201	174	27	22,222	2,222
Native States in Arabia other than Maskat territory and Trucial Oman	22	222	122	42	24	2,242	7,222	2,222	200	1,204
Iraq	222	214	121	222	12	21,077	12,012	2,222	2,222	402
Iran	422	22	2	2	1	12,242	2,221	222	172	12
Japan	12	200	..	702	10,242
United States of America—										
<i>Via Atlantic Coast</i>	4,177	1,720	1,22,271	22,022	..	12	..
Other Foreign Countries	220	220	70	117	242	10,027	6,027	1,024	2,122	2,240
TOTAL FOREIGN COUNTRIES	5,029	2,642	207	202	1,242	2,22,222	1,17,222	12,222	2,202	27,212

No. 10—continued

ARTICLES, AND COUNTRIES OF CONSIGNMENT; ALSO SHARE OF EACH PROVINCE	QUANTITY					VALUE				
	1930-31	1931-32	1932-33	1933-34	1934-35	1930-31	1931-32	1932-33	1933-34	1934-35
Metals and Ores—continued										
Copper—continued										
Old for re-manufactures (III. L)— <i>contd.</i>	Cwts.	Cwts.	Cwts.	Cwts.	Cwts.	Rs.	Rs.	Rs.	Rs.	Rs.
Share of Bengal	6,566	3,977	1,854	1,039	1,327	2,53,577	1,04,391	56,835	28,716	29,574
" Bombay	3,238	1,431	1,012	1,028	1,140	1,13,016	46,877	28,037	23,208	13,504
" Sind	387	1,102	146	336	133	10,787	37,033	3,867	6,025	2,388
" Madras	100	3	26	166	..	3,363	30	752	4,282	..
" Burma	60	1,251
TOTAL	10,291	5,663	3,088	2,569	2,600	3,85,745	1,89,821	91,742	62,210	50,416
Unwrought—										
Tiles, ingots, cakes, bricks and slabs (III. L)—	Cwts.	Cwts.	Cwts.	Cwts.	Cwts.					
United Kingdom (including Channel Islands)	8,623	2,960	4,771	4,947	10,431	4,53,441	1,20,505	1,50,564	1,56,537	2,56,208
Union of South Africa	1,012	4,806	28,330	1,10,624
Ceylon (excluding Maldives).	18	431
Commonwealth of Australia.	500	11,720
TOTAL BRITISH EMPIRE	8,623	2,960	4,784	5,959	15,787	4,53,441	1,20,505	1,50,995	1,84,867	3,78,552
Germany	178	70	60	5	100	7,870	3,267	1,832	258	4,020
Netherlands	502	11,754
Portuguese East Africa	587	..	200	3,009	504	25,884	..	7,200	98,520	10,200
United States of America— Via Atlantic Coast	4,098	715	500	5,124	4,575	1,84,154	38,012	20,066	1,49,488	1,07,765
Other Foreign Countries	12	20
TOTAL FOREIGN COUNTRIES	4,858	785	760	8,138	5,981	2,17,908	37,191	29,098	2,48,266	1,83,759
Share of Bengal	5,952	1,796	4,373	11,406	16,025	3,14,603	84,641	1,45,549	3,54,941	366,300
" Bombay	4,030	379	565	1,085	2,914	1,65,203	14,809	17,029	47,339	72,945
" Sind	20	1,380	410	561	780	1,135	43,414	12,415	14,972	13,860
" Madras	3,705	60	104	835	1,649	1,48,108	2,563	3,698	10,151	40,128
" Burma	774	239	83	169	370	42,300	12,309	2,304	5,730	14,077
TOTAL	13,481	3,745	5,544	14,097	21,768	6,71,349	1,57,696	1,80,998	4,83,133	5,12,311
Other sorts (III. L)—										
TOTAL BRITISH EMPIRE	3	..	20	..	41	450	..	693	..	1,744
Total Foreign Countries	1	..	7	3	..	89	..	450	132	..
Share of Bengal	3	..	20	515	..	693
" Bombay	7	3	450	132	..
" Madras	41	1,744
TOTAL	3	..	27	3	41	545	..	1,143	132	1,744
Wrought—										
Brassiers (III. L)—	Cwts.	Cwts.	Cwts.	Cwts.	Cwts.					
United Kingdom (including Channel Islands)	1	626	..	41	22,185	..
Germany	127	2,410	1,062	4,080	69,650	25,794
Belgium	16	706	..
TOTAL FOREIGN COUNTRIES	127	2,426	1,062	4,080	70,356	25,794
Share of Bengal	127	996	..	4,080	35,692	..
" Bombay	267	1,013	7,894	23,778
" Sind	1,795	47,955	..
" Burma	1	50	41	2,016
TOTAL	128	3,052	1,062	4,121	92,541	25,794
Rods (III. L) —										
United Kingdom (including Channel Islands)	8,804	13,409	2,330	3,074	5,112	2,04,902	5,20,124	87,789	1,01,651	1,73,759
Other British Possessions	8	415
TOTAL BRITISH EMPIRE	8,804	13,417	2,330	3,074	5,112	2,04,902	5,20,539	87,789	1,01,651	1,73,759

ARTICLES, AND COUNTRIES OF CONSIGNMENT; ALSO SHARE OF EACH PROVINCE.	QUANTITY					VALUE				
	1930-31	1931-32	1932-33	1933-34	1934-35	1930-31	1931-32	1932-33	1933-34	1934-35
Metals and Ore—continued						R	R	R	R	R
Copper—continued										
Wrought—contd.										
Rods (III. L)—contd.	Cwts.	Cwts.	Cwts.	Cwts.	Cwts.					
Germany	1,509	3,436	3,752	1,870	657	90,929	1,26,456	1,17,334	55,894	18,263
Belgium	623	448	154	40	169	28,438	17,451	5,785	2,243	6,653
France	1,054	18	..	18	..	51,594	1,016	..	648	..
Japan	9,200	6,096	26,126	48,082	..	2,18,503	1,45,711	7,42,148	12,32,966
United States of America— Via Atlantic Coast . . .	337	3,006	13,013	9,511	17,234	16,573	2,71,493	4,15,458	2,08,996	4,40,552
Other Foreign Countries	2	82	2	125	2,528	230	..
TOTAL FOREIGN COUNTRIES	2,522	21,161	23,097	37,662	68,192	177,530	7,30,040	6,86,878	10,10,099	16,98,464
Share of Bengal	1,323	39,751	22,927	32,394	67,742	39,129	19,37,327	6,59,891	19,25,652	17,52,521
“ Bombay	2,926	1,723	1,711	2,949	2,426	1,69,252	74,246	59,354	65,317	77,574
“ Sind	2,692	1,599	1,327	23	297	1,19,579	55,433	51,579	1,079	4,598
“ Madras	441	449	296	214	221	24,622	22,299	19,679	7,952	22,064
“ Burma	62	15	66	57	193	4,167	668	2,421	2,252	3,279
TOTAL	6,826	24,578	25,327	40,637	71,304	2,82,491	12,50,579	7,74,635	11,11,758	16,72,213
Sheets (III. L)—										
United Kingdom (including Channel Islands)	Cwts.	Cwts.	Cwts.	Cwts.	Cwts.					
Other British Possessions . .	15	..	26	..	1	529	..	700	73	118
TOTAL BRITISH EMPIRE	25,643	44,465	66,221	1,05,234	180,141	19,47,004	19,04,125	25,06,664	34,59,630	53,25,667
Germany	49,897	58,354	181,553	95,148	104,067	24,72,794	24,32,108	62,41,802	23,84,199	23,16,091
Netherlands	1,055	23,287
Belgium	7,218	2,058	9,221	2,895	2,198	3,61,694	1,16,826	2,17,227	90,427	61,262
France	25,564	23,890	2,051	22	2,334	16,77,647	12,27,073	82,108	662	26,908
Austria	263	10	11,222	426
Japan	220	201	12,601	899	8,572	10,716	2,543	2,99,516	22,405	2,51,240
United States of America— Via Atlantic Coast . . .	29,080	7,020	20	1,001	76,266	12,04,020	2,05,870	922	21,725	19,99,044
Other Foreign Countries	7	21	..	11	..	225	1,028	53	467
TOTAL FOREIGN COUNTRIES	122,182	97,140	206,522	99,065	194,028	53,23,154	41,41,196	70,21,575	30,19,501	52,15,100
Share of Bengal	16,623	12,168	26,025	24,497	22,524	2,99,229	6,29,659	14,29,721	8,24,225	11,12,627
“ Bombay	105,122	24,229	172,047	1,26,222	249,299	49,22,717	49,49,292	55,49,146	32,46,077	66,24,599
“ Sind	12,220	16,029	27,227	22,746	49,496	6,62,122	2,72,227	2,42,222	7,09,612	12,24,222
“ Madras	22,222	17,222	26,222	21,222	42,222	12,22,222	7,22,222	14,22,222	19,22,222	14,22,222
“ Burma	622	222	149	249	124	22,222	12,222	6,222	11,222	7,222
TOTAL	157,220	141,220	272,222	205,222	374,222	77,22,122	69,42,222	95,22,222	64,79,222	1,05,22,222
Tubes (III. L)—										
United Kingdom (including Channel Islands)	Cwts.	Cwts.	Cwts.	Cwts.	Cwts.					
Other British Possessions	5	72	23	427	1,762	207
TOTAL BRITISH EMPIRE	668	1,045	531	558	277	52,627	52,627	26,022	22,521	49,202
Germany	1,227	1,767	1,553	2,106	1,515	21,215	24,124	27,102	22,221	25,721
Belgium	622	101	176	100	59	49,999	5,212	7,227	4,026	2,470
France	1,429	204	69	..	20	27,221	15,270	2,922	..	722
Japan	29	..	56	729	1,149	1,699	..	2,127	29,127	41,929
Other Foreign Countries . .	68	120	101	100	222	5,029	6,955	5,611	4,216	11,518
TOTAL FOREIGN COUNTRIES	2,421	2,202	1,925	2,926	2,925	2,16,254	1,11,071	25,151	1,26,400	1,22,480
Share of Bengal	1,216	1,120	1,212	1,227	1,275	22,271	26,498	22,999	22,106	25,275
“ Bombay	1,242	1,029	669	1,221	1,471	1,02,222	22,498	22,274	74,221	62,422
“ Sind	140	200	267	19	65	19,222	12,222	11,091	1,650	2,242
“ Madras	274	222	229	222	222	22,222	22,222	12,077	12,126	22,222
“ Burma	149	66	72	24	77	11,222	2,421	4,222	4,722	4,222
TOTAL	4,119	2,247	2,420	2,594	2,242	2,29,221	1,70,222	1,12,222	1,22,222	1,71,222

No. 10—continued

ARTICLES, AND COUNTRIES OF ORIGIN; ALSO SHARE OF EACH PROVINCE	QUANTITY					VALUE				
	1930-31	1931-32	1932-33	1933-34	1934-35	1930-31	1931-32	1932-33	1933-34	1934-35
Metals and Ores—continued										
Copper—continued										
Wrought—continued										
Wire, exclusive of wire of telegraph and telephone (III. L)—	Cwts.	Cwts.	Cwts.	Cwts.	Cwts.	R	R	R	R	R
United Kingdom (including Channel Islands) . . .	449	1,977	251	1,329	1,848	29,829	84,898	12,612	47,590	69,960
Straits Settlements . . .	98	..	661	21	..	3,454	..	14,327	675	..
Other British Possessions . . .	88	..	21	..	18	3,258	22	576	25	315
TOTAL BRITISH EMPIRE . . .	635	1,977	933	1,350	1,866	36,541	84,920	27,515	48,290	70,275
Germany	916	871	2,175	1,096	634	49,638	40,670	87,355	39,750	21,980
Belgium	408	702	943	224	19	22,970	30,575	30,222	3,432	630
France	1,538	708	856	135	20	89,761	30,229	35,815	5,700	691
Japan	67	57	1,998	1,425	5,289	3,559	2,840	69,567	46,731	1,67,105
United States of America— Via Atlantic Coast . . .	1,000	751	1	2	8	40,012	17,633	483	59	459
Other Foreign Countries . . .	21	78	10	1	3	1,354	2,616	355	41	176
TOTAL FOREIGN COUNTRIES . . .	3,950	3,162	6,008	2,833	5,973	2,07,289	1,24,568	2,32,797	1,00,832	1,91,041
Share of Bengal	1,598	499	769	367	1,611	75,826	17,825	22,767	30,497	39,855
„ Bombay	1,421	2,312	4,345	2,462	5,211	77,225	36,518	1,30,333	36,330	1,33,316
„ Sind	46	1,946	230	28	28	2,774	33,967	6,741	1,052	1,031
„ Madras	1,441	387	998	796	794	32,977	17,145	39,323	23,506	27,792
„ Burma	79	34	99	30	35	4,733	3,523	4,193	2,238	3,793
TOTAL	4,585	5,139	6,941	4,233	7,339	2,43,530	2,08,983	2,60,312	1,49,123	2,61,316
Other manufactures (III. L)—										
United Kingdom (including Channel Islands) . . .	Cwts.	Cwts.	Cwts.	Cwts.	Cwts.					
Ceylon (excluding Maldives)	407	4	52	21	10	14,616	357	1,469	686	413
Straits Settlements . . .	10	68	212	13	92	716	2,369	7,076	594	2,774
Other British Possessions . . .	7	..	5	1	116	721	..	135	25	3,012
TOTAL BRITISH EMPIRE . . .	3,974	3,455	3,124	2,644	4,599	2,78,007	1,81,174	1,73,491	1,43,110	2,48,125
Sweden	155	21	7	7,888	836	254
Germany	1,264	2,326	3,312	1,078	810	1,62,631	1,19,374	2,02,600	90,672	62,985
Belgium	70	180	105	33	351	4,748	9,583	7,978	960	12,585
France	629	1,370	195	136	40	49,930	54,955	10,415	6,897	1,436
Austria	2	..	4	340	..	478
Iraq	1	..	3	63	44	55	..	400	10,070	6,437
China (exclusive of Hong- kong and Macao)	32	7	..	5,456	662
Japan	645	594	1,522	1,739	6,791	36,869	29,657	54,871	48,701	2,43,929
United States of America— Via Atlantic Coast . . .	684	2,024	17	30	14	79,028	67,043	6,264	1,339	1,150
Other Foreign Countries . . .	23	21	11	42	101	1,562	1,228	605	3,715	6,521
TOTAL FOREIGN COUNTRIES . . .	3,318	6,547	5,414	3,178	8,165	3,35,509	2,87,296	2,91,389	1,63,100	3,35,959
Share of Bengal	3,640	4,795	3,376	1,609	3,431	2,30,204	1,97,767	1,79,453	98,548	1,99,626
„ Bombay	1,765	3,691	1,314	1,594	1,153	1,51,621	1,78,320	1,09,630	96,784	74,327
„ Sind	1,089	1,168	2,166	1,508	6,533	74,019	66,591	1,14,027	67,463	2,49,246
„ Madras	1,433	345	540	799	1,495	1,13,633	33,319	48,271	40,019	52,194
„ Burma	322	93	122	221	163	44,039	10,933	13,450	14,491	13,429
TOTAL	7,392	10,002	8,598	5,722	12,764	6,13,807	4,68,470	4,64,890	3,06,300	5,32,084

ARTICLES, AND COUNTRIES OF CONSIGNMENT; ALSO SHARE OF EACH PROVINCE	QUANTITY					VALUE				
	1930-31	1931-32	1932-33	1933-34	1934-35	1930-31	1931-32	1932-33	1933-34	1934-35
Metals and Ores—continued										
Copper—concluded										
Total Copper (excluding Ore)—	Owts.	Owts.	Owts.	Owts.	Owts.	Rs.	Rs.	Rs.	Rs.	Rs.
United Kingdom (including Channel Islands)	52,373	67,300	77,815	1,19,007	202,673	22,55,112	22,69,828	20,74,527	20,04,277	61,26,604
Aden and Dependencies	305	51	134	141	605	6,495	1,780	2,450	2,865	2,118
Bahrain Islands	152	164	222	216	165	4,832	5,106	6,576	4,385	2,228
Ceylon (excluding Maldives)	718	81	148	202	10	25,074	2,032	4,108	5,273	411
Straits Settlements	2,384	1,501	2,087	156	601	1,23,019	82,705	60,721	4,837	12,228
Union of South Africa	1,012	4,806	28,330	1,10,634
Commonwealth of Australia	4	50	115	11,820
Other British Possessions	400	238	89	170	212	12,179	7,871	2,505	4,025	5,271
TOTAL BRITISH EMPIRE	57,227	69,324	80,364	1,21,508	2,09,674	21,22,741	22,40,462	20,54,229	24,44,707	62,72,724
Sweden	192	95	129	9,225	4,120	5,464
Germany	25,180	67,675	102,526	103,712	108,845	22,50,852	22,25,526	67,22,599	82,23,724	20,14,874
Netherlands	40	41	1,099	22	569	2,618	2,172	41,152	2,025	14,998
Belgium	2,951	4,089	10,699	2,208	2,796	4,25,899	1,79,656	2,77,544	1,06,874	23,700
France	40,224	21,226	2,201	256	2,964	10,56,269	12,28,641	1,21,221	14,017	29,606
Austria	304	81	48	22	102	14,646	4,171	2,820	1,021	5,001
Native States in Arabia other than Maskat Territory and Trucial Oman	86	262	125	46	94	2,251	7,625	2,226	990	1,604
Iraq	910	514	124	401	62	22,140	15,916	2,998	16,784	6,828
Iran	422	23	8	12	1	15,542	2,651	259	1,007	27
China (exclusive of Hong-kong and Macao)	..	22	2	41	7	..	5,452	75	687	662
Japan	961	10,070	22,292	20,209	70,772	42,222	2,55,252	6,71,792	2,29,142	19,56,597
Portuguese East Africa	609	42	222	2,014	517	26,222	1,122	2,200	96,220	10,470
United States of America— Via Atlantic Coast	29,212	20,268	12,552	15,072	92,522	17,90,422	7,51,205	4,64,442	2,22,262	25,51,697
Other Foreign Countries	202	202	122	76	242	9,622	9,922	4,200	2,241	7,460
TOTAL FOREIGN COUNTRIES	147,212	124,742	241,260	157,602	222,722	72,22,200	55,49,542	24,21,592	47,42,672	77,42,700
Share of Bengal	25,972	25,122	70,222	20,022	122,722	12,22,522	21,72,422	22,92,522	24,71,122	25,72,572
" Bombay	120,221	104,272	122,270	122,221	222,271	27,04,250	44,24,222	2,76,222	42,42,222	71,42,572
" Sind	17,222	22,222	22,222	22,222	27,222	2,72,222	2,74,222	10,47,222	2,22,222	12,55,222
" Madras	22,222	20,222	22,222	24,222	26,712	12,27,121	2,22,222	12,12,222	12,04,222	12,00,222
" Burma	2,012	710	222	221	1,012	1,42,222	44,222	22,222	40,222	42,222
TOTAL	204,552	204,072	224,224	272,202	422,450	1,02,22,122	24,22,992	1,14,75,222	27,92,222	1,40,22,551
Ferro Alloys (III. L)—										
United Kingdom (including Channel Islands)	122	22	22	72	122	40,222	16,424	24,272	16,522	22,172
Canada— Via Atlantic Coast	222
TOTAL BRITISH EMPIRE	122	22	22	72	122	40,222	16,424	24,272	16,522	22,421
Norway	207	220	2	22	222	77,722	67,020	1,022	6,242	22,724
Germany	102	22	242	122	200	22,002	12,222	95,222	22,450	22,202
Netherlands	..	102	1	21,222	270
Portugal (including Azores and Madeira)	..	100	47,224
Greece (including Crete)	..	222	1,62,272
Italy (including Fiume)	540	40	142	202	222	1,42,720	10,122	22,222	2,24,022	1,27,650
Japan	124	22	27,497	12,002
United States of America— Via Atlantic Coast	54	9,219
Other Foreign Countries	22	..	12	9	22	6,010	..	4,242	2,220	6,072
TOTAL FOREIGN COUNTRIES	974	1,222	217	1,227	1,222	2,20,120	2,22,102	1,22,927	2,27,700	2,22,922
Share of Bengal	1,102	1,407	242	1,222	1,222	2,70,012	2, 2,422	1,02,607	2,42,722	2,21,191
" Bombay	54	22	..	2	22	11,221	2,074	222	1,204	4,220
" Sind	22	209
" Madras
" Burma	147
TOTAL	1,159	1,422	242	1,242	1,224	2,90,242	2,42,522	1,04,529	2,44,220	2,22,997

No. 10—continued

ARTICLES, AND COUNTRIES OF CONSIGNMENT; ALSO SHARE OF EACH PROVINCE	QUANTITY					VALUE				
	1930-31	1931-32	1932-33	1933-34	1934-35	1930-31	1931-32	1932-33	1933-34	1934-35
Metals and Ores—continued						R	R	R	R	R
<i>German silver</i> (including <i>nickel silver</i>) (III. L)—	Cwts.	Cwts.	Cwts.	Cwts.	Cwts.					
United Kingdom (including Channel Islands)	2,218	2,173	2,381	2,988	2,164	1,72,921	1,55,498	2,41,890	2,60,452	2,02,125
Other British Possessions	12	13	85	302	1,031	3,555
TOTAL BRITISH EMPIRE	2,235	2,186	2,381	2,988	2,199	1,73,223	1,56,529	2,41,890	2,60,452	2,05,680
Germany	4,114	3,128	802	2,467	2,662	3,52,737	2,33,049	69,318	1,44,321	2,31,849
France	81	220	203	5,539	14,707	12,385	..
Switzerland	418	701	2,378	649	2,281	33,922	48,600	1,37,558	40,532	1,58,048
Italy (including Finme)	4,509	4,298	7,711	6,016	4,570	3,85,196	2,75,562	5,11,410	3,79,958	2,02,784
Austria	2,683	2,127	2,442	2,452	2,583	2,36,344	2,20,169	1,78,771	2,29,399	1,61,844
Czechoslovakia	103	9,724
Iraq	55	85	9	49,133	97,562	9,616
Iran	23	26	23,000	25,787	..
United States of America— Via Atlantic Coast	2,005	32	..	380	..	59,143	2,595	..	9,838	124
Other Foreign Countries	198	25	..	1,749	6	..	2,129	3
TOTAL FOREIGN COUNTRIES	14,033	11,965	14,131	13,306	13,616	10,78,315	7,94,520	10,34,197	9,41,761	8,20,263
<i>Share of Bengal</i>	6,311	2,938	3,662	4,918	4,719	4,36,083	2,17,392	2,70,731	3,09,827	2,24,440
“ <i>Bombay</i>	9,535	10,447	13,807	11,935	12,039	7,33,869	7,93,304	10,01,912	8,62,425	7,16,353
“ <i>Sind</i>	7	..	22	4	3	745	49	1,739	817	953
“ <i>Madras</i>	355	116	19	331	194	36,341	19,276	1,365	23,530	14,090
“ <i>Burma</i>	2	3	23	339	614	107
TOTAL	16,258	13,851	17,512	17,244	16,355	12,52,023	9,51,049	12,76,086	12,02,213	10,25,943
Iron—										
Ore (II. F)—	Tons	Tons	Tons	Tons	Tons					
TOTAL BRITISH EMPIRE	6	25	143	1,075	4,594
Sweden	50	27	..	14	..	6,197	3,319	..	1,709	..
Other Foreign Countries	..	5	..	40	501	95	2,241	..
TOTAL FOREIGN COUNTRIES	50	32	..	54	..	6,197	3,820	95	3,950	..
<i>Share of Bengal</i>	4	17	..	16	..	678	2,078	..	1,840	..
“ <i>Bombay</i>	45	15	..	43	25	5,662	1,743	95	3,135	4,694
TOTAL	50	32	..	60	25	6,340	3,820	95	5,025	4,594
Pig (III. K)—										
United Kingdom (including Channel Islands)	3,062	331	746	1,954	1,537	2,24,999	26,713	55,275	1,45,228	1,03,530
TOTAL FOREIGN COUNTRIES	1	49	104	3,642
<i>Share of Bengal</i>	260	124	350	392	375	71,771	9,297	26,629	66,696	32,374
“ <i>Bombay</i>	1,476	51	120	664	467	1,07,009	7,110	13,243	43,030	34,436
“ <i>Madras</i>	121	60	10	15	100	9,437	3,951	703	1,066	7,205
“ <i>Burma</i>	536	145	196	393	395	36,326	2,927	14,700	29,443	23,515
TOTAL	3,063	380	746	1,934	1,537	2,25,103	30,355	55,275	1,45,228	1,08,530
Manufactures—										
Angle and tee, bolt and rod (III. K)—	Tons	Tons	Tons	Tons	Tons					
United Kingdom (including Channel Islands)	443	71	361	319	53	95,134	12,057	34,378	34,102	6,997
Other British Possessions	4	16	9	3	..	1,095	3,667	1,632	328	1
TOTAL BRITISH EMPIRE	447	87	370	322	53	96,279	15,724	36,010	34,430	8,998

ARTICLES, AND COUNTRIES OF CONSIGNMENT; ALSO SHARE OF EACH PROVINCE	QUANTITY					VALUE				
	1930-31	1931-32	1932-33	1933-34	1934-35	1930-31	1931-32	1932-33	1933-34	1934-35
	Tons	Tons	Tons	Tons	Tons	Rs	Rs	Rs	Rs	Rs
Metals and Ores—continued										
<i>Iron—continued</i>										
Angle and tee, bolt and rod (III. K)—continued										
Germany	502	1,535	1	511	908	44,354	1,43,308	230	49,190	85,186
Netherlands	494	4	42,317
Belgium	366	555	2,061	516	509	25,538	47,355	1,02,127	49,828	42,028
Luxemburg	496	1,231	45,695	1,02,914
Other Foreign Countries	1	1	365	122	351
TOTAL FOREIGN COUNTRIES	769	2,090	2,062	1,523	3,233	70,322	1,90,723	1,96,357	1,44,865	2,74,267
Share of Bengal	301	2,112	2,915	1,235	3,221	77,964	1,95,433	2,75,573	1,79,435	2,32,322
" Bombay	2	2	4	2	1	479	443	1,000	1,150	467
" Sind	402	22	1	25,627	5,220	114	102	22
" Madras	4	22	9	7	4	1,121	4,214	1,419	1,503	696
" Burma	7	1	2	1	..	1,450	222	475	72	..
{ Protected	452	82	19	27	2,523	96,142	14,492	2,014	4,720	2,17,912
{ Not protected	758	2,004	2,912	1,518	752	70,406	1,91,952	2,76,462	1,74,565	65,962
TOTAL	1,216	2,177	2,922	1,945	3,226	1,66,611	2,06,647	2,79,377	1,79,205	2,82,326
Bars and channels (III. K)—										
United Kingdom (including Channel Islands)										
	Tons	Tons	Tons	Tons	Tons					
Other British Possessions	3	1	2	1	1	776	217	592	51	126
TOTAL BRITISH EMPIRE	1,002	421	255	416	722	2,52,807	1,17,542	1,05,048	1,08,209	1,04,756
Sweden	508	465	507	694	471	1,21,505	1,14,106	1,42,106	1,02,772	1,02,200
Germany	575	52	14	26	22	62,652	12,211	2,567	6,026	5,204
Belgium	1,251	214	229	122	102	1,76,226	21,840	17,272	10,412	10,061
Czechoslovakia	220	21,060
Other Foreign Countries	12	26	2	..	21	2,097	2,227	179	61	2,212
TOTAL FOREIGN COUNTRIES	2,198	658	212	256	627	2,96,660	1,61,544	1,64,120	1,83,278	1,22,276
Share of Bengal	1,220	329	261	224	627	2,42,241	24,224	79,412	24,227	1,25,447
" Bombay	212	122	24	106	122	62,522	27,622	19,717	17,222	22,222
" Sind	4	27	2	..	2	1,022	2,122	1,222	..	1,222
" Madras	725	212	212	722	202	1,24,622	1,22,222	1,24,222	1,72,222	1,22,222
" Burma	1,767	222	201	122	22	1,72,212	21,212	17,222	12,212	2,222
{ Protected	1,277	270	197	192	511	1,22,221	22,222	12,222	19,222	1,02,222
{ Not protected	2,221	219	270	1,022	202	4,22,212	2,22,222	2,22,222	2,22,222	2,12,222
TOTAL	4,198	1,229	1,167	1,274	1,259	6,50,472	2,79,022	2,72,178	2,22,427	2,17,222
Ice bowls (III. K)—										
United Kingdom (including Channel Islands)										
Other British Possessions	1	2	1	791	1,045	572	602	954
TOTAL BRITISH EMPIRE	149	109	96	65	22	52,122	40,222	24,799	19,222	6,222
Japan	17	22	102	6,422	2,422	21,022
Other Foreign Countries	2	2	6	..	1	1,716	999	1,227	..	227
TOTAL FOREIGN COUNTRIES	3	2	23	22	103	1,716	999	2,220	2,440	21,212
Share of Bengal	2	11	4	..	1	202	4,279	1,222	..	267
" Bombay	29	27	20	22	11	2,222	7,222	11,222	2,222	2,179
" Sind
" Madras	61	42	10	22,791	16,221	2,192	..	9
" Burma	60	21	25	27	119	24,440	12,212	26,220	12,222	24,122
TOTAL	152	112	119	92	121	26,901	41,221	42,119	22,222	27,272

No. 10—continued

ARTICLES, AND COUNTRIES OF CONSIGNMENT; ALSO SHARE OF EACH PROVINCE	QUANTITY					VALUE				
	1930-31	1931-32	1932-33	1933-34	1934-35	1930-31	1931-32	1932-33	1933-34	1934-35
	Tons	Tons	Tons	Tons	Tons	Rs	Rs	Rs	Rs	Rs
Metals and Ores—continued										
Iron—concluded										
Total Iron (excluding Ore)— United Kingdom (including Channel Islands)	4,672	939	2,056	2,768	2,342	6,27,608	1,95,848	2,81,336	3,01,849	3,17,409
Other British Possessions	8	19	11	4	2	2,662	5,029	2,796	1,017	1,140
TOTAL BRITISH EMPIRE	4,680	958	2,067	2,772	2,344	6,30,270	2,00,877	2,84,132	3,02,866	3,18,549
Sweden	509	465	567	694	471	1,31,370	1,14,108	1,43,108	1,68,835	1,03,809
Germany	1,078	1,568	16	537	1,020	1,08,648	1,56,579	3,797	55,216	90,700
Netherlands	494	4	42,317
Belgium	2,118	921	2,296	654	612	2,02,498	83,801	2,12,085	60,257	54,039
Luxemburg	..	10	2	496	1,261	..	485	131	45,695	1,06,368
Czechoslovakia	250	21,950	..	5
Japan	17	28	109	6,483	8,470	21,245
Other Foreign Countries	14	16	2	3,952	1,937	210	121	581
TOTAL FOREIGN COUNTRIES	3,969	3,000	2,897	2,499	3,969	4,68,818	3,58,908	3,65,817	3,38,698	4,19,059
Share of Bengal	2,153	2,553	2,529	3,011	4,484	4,09,312	2,24,039	3,33,307	3,27,514	4,39,763
" Bombay	1,319	203	318	308	667	1,73,940	42,960	45,315	76,166	77,310
" Sind	496	60	9	..	8	86,679	11,043	1,750	124	1,920
" Madras	911	639	642	764	612	1,97,995	1,54,436	1,80,058	1,75,793	1,13,534
" Burma	2,380	503	483	593	542	2,35,156	55,252	59,619	61,867	58,076
Protected	2,325	453	316	219	3,044	2,82,404	58,930	18,672	24,378	3,21,219
Not protected	6,314	3,505	4,743	4,957	3,269	3,16,684	5,08,805	6,31,277	6,17,030	6,16,389
TOTAL	8,649	3,958	4,964	5,176	6,313	10,99,088	5,57,785	6,49,949	6,41,458	7,37,603
Steel—										
Angle and tee (III. K1)— United Kingdom (including Channel Islands)	10,569	4,522	4,230	4,317	5,392	13,32,911	5,74,733	4,81,107	5,22,989	6,42,432
Ceylon (excluding Maldives)	15	5	3,259	623	7
TOTAL BRITISH EMPIRE	10,584	4,527	4,230	4,317	5,392	13,36,170	5,75,356	4,81,114	5,22,989	6,42,432
Germany	624	130	16	150	229	52,801	11,256	1,741	11,713	22,660
Belgium	13,740	9,900	6,139	5,014	6,865	11,52,687	7,91,889	4,32,604	4,05,694	6,18,107
Luxemburg	1,930	1,637	375	509	700	1,62,844	1,41,576	28,357	42,200	61,215
France	1,800	2,193	1,007	1,443	633	1,53,783	1,74,812	74,531	1,11,157	59,212
Italy (including Fiume)	82	11,000
United States of America— Via Atlantic Coast	13	4	1	3,928	845	166
Other Foreign Countries	5	591	34	151
TOTAL FOREIGN COUNTRIES	17,112	13,960	7,537	7,120	8,530	15,23,634	11,19,533	5,37,233	5,71,643	7,64,511
Share of Bengal	3,312	3,329	3,349	3,323	4,726	10,22,692	3,45,370	3,24,973	4,39,537	5,39,333
" Bombay	2,014	7,517	3,375	3,442	4,311	7,64,956	6,55,419	3,36,731	2,94,559	3,26,433
" Sind	5,153	4,801	2,463	2,455	3,001	4,31,373	4,23,691	1,73,162	2,01,922	2,64,315
" Madras	3,128	1,773	1,162	1,021	1,339	3,47,764	1,62,793	95,336	99,499	1,46,789
" Burma	2,524	992	723	666	535	3,03,710	1,07,116	30,139	69,153	60,027
Protected	26,316	13,356	11,742	11,413	13,635	27,60,943	16,89,704	10,14,197	10,90,353	13,39,177
Not protected	878	31	23	19	137	1,04,061	1,185	4,150	4,279	17,766
TOTAL	27,696	13,387	11,767	11,432	13,822	28,65,004	16,94,889	10,18,347	10,94,632	14,06,943

GENERAL IMPORTS

(254)

No. 10—continued

ARTICLES, AND COUNTRIES OF CONSIGNMENT; ALSO SHARE OF EACH PROVINCE	QUANTITY					VALUE				
	1930-31	1931-32	1932-33	1933-34	1934-35	1930-31	1931-32	1932-33	1933-34	1934-35
Metals and Ores—continued										
Steel—continued										
Spring (III. K)—	Tons	Tons	Tons	Tons	Tons					
United Kingdom (including Channel Islands)	267	578	498	50	131	44,216	83,008	66,364	10,140	18,524
Straits Settlements	5
TOTAL BRITISH EMPIRE	267	578	498	50	131	44,221	83,008	66,364	10,140	18,524
Germany	167	..	2	1	1	19,455	..	468	906	409
Belgium	27	28	69	3,285	11,654	6,597
Other Foreign Countries	1	2	1	322	1,682	481	180	69
TOTAL FOREIGN COUNTRIES	205	91	72	1	1	23,062	13,336	7,541	1,086	478
Share of Bengal	6	21	7	64	..	2,346	3,221	1,179	2,369	613
" Bombay	489	631	419	5	3	63,343	39,739	69,660	2,078	1,519
" Sind	3	2	123	376	424	13,323
" Madras	3	..	12	679	15	1,150	197	..
" Burma	1	12	19	..	1	237	1,736	4,476	163	673
TOTAL	492	664	568	61	132	67,363	96,342	78,905	11,176	16,002
Bars (other than Cast Steel) (III. K)—	Tons	Tons	Tons	Tons	Tons					
United Kingdom (including Channel Islands)	20,408	10,908	11,547	14,953	13,159	20,54,579	15,78,723	16,16,161	19,76,713	26,85,269
Other British Possessions	7	8	..	1	1	1,123	1,663	136	1,067	229
TOTAL BRITISH EMPIRE	20,415	11,006	11,547	14,954	13,160	20,55,702	15,75,591	16,16,297	19,77,780	26,85,508
Sweden	561	662	781	478	777	1,55,546	1,37,568	2,12,279	1,30,520	1,95,464
Poland (including Danzig)	340	21,166
Germany	2,794	1,370	2,625	2,142	2,991	2,70,672	1,62,261	2,62,910	2,05,016	2,79,656
Netherlands	95	6	19	458	..	9,826	232	2,019	36,169	162
Belgium	43,684	33,535	32,008	27,669	25,250	33,95,550	25,64,627	22,68,439	22,11,994	23,04,434
Luxemburg	14,408	20,842	17,057	12,611	10,972	12,07,078	15,92,422	10,70,409	10,12,462	9,37,371
France	5,153	5,029	4,841	5,439	2,908	4,55,860	3,82,020	3,23,949	4,22,321	2,45,607
Italy (including Fiume)	32	10	6	..	1	19,767	9,632	1,361	..	2,512
Czechoslovakia	221	54	60	34	117	45,253	17,877	20,929	24,836	63,324
Japan	..	11	..	1,034	1,299	..	4,153	40	91,076	1,18,937
United States of America—										
Fid Atlantic Coast	1	..	12	2	14	1,325	1,090	4,796	575	11,922
" Pacific "	..	8	2,939
Other Foreign Countries	1	1	7	2	5	96	124	1,001	889	1,454
TOTAL FOREIGN COUNTRIES	66,955	61,528	57,621	51,119	44,474	60,61,023	49,33,457	41,67,723	43,23,558	41,95,299
Share of Bengal	18,237	16,422	23,357	24,029	19,194	22,69,921	16,94,629	19,71,653	22,95,333	29,42,169
" Bombay	22,776	21,153	14,310	13,799	20,356	31,49,451	23,39,333	11,36,163	15,12,159	21,31,310
" Sind	20,549	15,265	16,199	12,333	10,367	19,31,766	12,25,732	10,81,764	19,11,199	9,43,424
" Madras	19,498	17,342	12,092	11,092	11,360	20,97,199	15,34,961	11,68,311	11,00,250	12,99,089
" Burma	5,683	9,347	3,313	2,545	4,087	6,42,412	2,62,933	3,27,773	2,33,366	4,63,764
{ Protected	50,788	32,127	21,821	19,786	29,276	52,42,676	30,62,107	20,02,196	21,50,407	25,11,118
{ Not protected	36,562	40,407	47,247	46,337	22,358	33,74,064	34,47,041	35,91,868	41,53,841	33,62,659
TOTAL	87,370	72,534	69,168	66,123	62,634	91,16,740	65,09,148	56,34,059	63,04,333	68,80,777
Cast—										
Tool steel—										
High speed (III. K)—	Tons	Tons	Tons	Tons	Tons					
United Kingdom (including Channel Islands)	201	128	186	171	154	2,11,788	1,19,788	1,63,978	1,45,778	1,11,047
Other British Possessions	1	..	317	..	116	794	195
TOTAL BRITISH EMPIRE	201	128	186	172	154	2,12,109	1,19,788	1,64,094	1,46,452	1,11,242

No. 10—continued

ARTICLES, AND COUNTRIES OF CONSIGNMENT; ALSO SHARE OF EACH PROVINCE	QUANTITY					VALUE				
	1930-31	1931-32	1932-33	1933-34	1934-35	1930-31	1931-32	1932-33	1933-34	1934-35
	Tons	Tons	Tons	Tons	Tons	R	R	R	R	R
Metals and Ores—continued										
<i>Steel—continued</i>										
<i>Cast—continued</i>										
<i>Tool steel—continued</i>										
High speed (III. K)—con- tinued										
Sweden	7	2	217	5,769	488	2,482	1,079
Germany	14	7	11	17	88	22,437	11,323	17,838	25,702	14,417
Belgium	15	3	..	6	33	35,297	5,263	96	3,599	4,556
France	12	2	4	..	1	49,543	13,575	25,079	180	5,124
Italy (including Fiume)	2	..	1	1	..	6,587	870	1,577	122	..
Austria	9	2	13,796	2,786	9
Czechoslovakia	63	15	22	40	21	92,423	20,150	25,066	64,707	34,303
United States of America— Via Atlantic Coast	2	1	20	38	..	19,959	53,038
Other Foreign Countries	19	3	3,493	894	67	..
TOTAL FOREIGN COUNTRIES	116	55	41	66	96	2,20,500	63,067	71,038	1,21,898	1,13,426
Share of Bengal	11	31	4	3	4	26,410	3,301	10,332	11,327	653
" <i>Bombay</i>	113	69	60	95	107	2,04,334	1,01,910	33,131	1,28,974	59,014
" <i>Sind</i>	19	3	5	3	6	33,566	6,403	4,480	7,307	7,620
" <i>Madras</i>	37	31	103	33	99	62,218	54,373	73,302	60,166	56,334
" <i>Burma</i>	116	19	65	49	34	1,00,830	16,353	63,337	59,806	71,647
TOTAL	316	133	227	233	250	4,32,406	1,82,850	2,35,132	2,68,350	2,25,268
Carbon (III. K)—										
United Kingdom (including Channel Islands)	202	175	85	77	100	79,973	73,733	38,331	37,633	29,000
Other British Possessions	20	45	..	40	..
TOTAL BRITISH EMPIRE	202	175	85	77	100	79,993	73,733	38,331	37,673	29,000
Germany	14	5	26	19	27	5,463	3,004	11,045	10,633	9,941
Belgium	1	35	573	6,853	..
France	17	4	13,933	3,915	5	..	2,522
Czechoslovakia	10	40	27	31	5	7,413	22,059	15,590	15,099	1,443
Other Foreign Countries	11	6	7	..	2	3,277	3,406	3,135	315	824
TOTAL FOREIGN COUNTRIES	52	55	61	75	34	35,145	32,334	30,398	32,965	14,730
Share of Bengal	3	15	3,732	5,039	430	319	..
" <i>Bombay</i>	127	34	37	37	36	66,300	45,924	34,443	39,304	13,133
" <i>Sind</i>	49	13	16	11	23	14,009	3,126	3,616	4,146	12,593
" <i>Madras</i>	64	117	61	30	25	24,167	40,416	27,657	24,993	3,357
" <i>Burma</i>	6	1	3	4	25	6,305	11,602	3,084	1,414	4,642
TOTAL	264	230	146	152	131	1,15,143	1,06,107	69,229	70,568	43,730
Cast steel bars (III. K)—										
United Kingdom (including Channel Islands)	233	123	237	453	769	63,034	58,553	1,43,392	2,75,950	3,20,949
Other British Possessions	46	435	158	..
TOTAL BRITISH EMPIRE	233	123	237	453	769	63,034	58,604	1,43,327	2,76,078	3,20,949

ARTICLES, AND COUNTRIES OF CONSIGNMENT; ALSO SHARE OF EACH PROVINCE	QUANTITY					VALUE				
	1930-31	1931-32	1932-33	1933-34	1934-35	1930-31	1931-32	1932-33	1933-34	1934-35
	Tons	Tons	Tons	Tons	Tons	R	R	R	R	R
Metals and Ores—continued										
Steel—continued										
Cast—continued										
Cast steel bars (III. K)—continued										
Sweden	21	46	5,434	12,093	..
Germany	56	5	21	5	1	21,041	4,530	24,108	11,538	2,406
Belgium	10	..	108	18	..	1,932	..	8,764	4,710	1,344
France	7	5,937	776	1,807	743	312
Italy (including Fiume)	3	2	2	118	371	2,800	2,777	8,428
Czechoslovakia	35	34	49	320	..	17,523	22,304	26,370
United States of America— Via Atlantic Coast	1	37	..	5,198	..
Other Foreign Countries	1	1	..	303	1,776	..
TOTAL FOREIGN COUNTRIES	74	5	183	127	53	30,246	6,234	61,631	72,169	41,611
Share of Bengal	121	37	212	466	725	63,106	67,636	1,21,261	3,06,923	2,23,242
.. Bombay	102	34	96	39	16	12,922	12,625	23,375	21,795	6,809
.. Sind	3	..	6	14	12	2,374	512	2,239	2,799	4,371
.. Madras	7	3	7	4	6	1,374	430	1,123	797	2,631
.. Burma	6	10	4	49	37	21,245	3,336	1,893	16,923	26,129
TOTAL	212	123	425	535	827	1,19,230	64,636	2,11,008	2,46,247	2,61,000
Other cast steel (III. K)— United Kingdom (including Channel Islands)	44	32	143	122	122	20,572	12,426	47,493	26,047	44,375
Straits Settlements	50	..
TOTAL BRITISH EMPIRE	44	32	143	122	122	20,572	12,426	47,493	26,097	44,375
Sweden	3	18	42	39	9	1,121	5,073	12,372	10,633	2,477
Denmark	119	16,912
Germany	154	33	122	41	6	29,507	22,147	48,291	12,467	1,638
Czechoslovakia	49	7	21	..	51	15,623	2,225	8,901
Other Foreign Countries	23	2	5	1	2	2,922	2,971	7,131	504	1,201
TOTAL FOREIGN COUNTRIES	185	217	220	88	38	44,571	49,160	78,432	26,829	9,265
Share of Bengal	37	32	292	70	30	21,297	29,129	77,251	27,226	25,272
.. Bombay	125	137	124	79	3	22,272	22,292	41,466	25,227	2,448
.. Sind	7	..	5	2	2	1,229	163	1,221	694	1,224
.. Madras	4	453	..
.. Burma	39	55	65	2,277	2,722	12,237
TOTAL	229	270	377	210	171	65,144	62,596	1,26,975	62,026	23,940
Ingot, blooms, billets, and slabs (III. K)—	Tons	Tons	Tons	Tons	Tons					
United Kingdom (including Channel Islands)	1,424	983	1,121	1,473	377	1,95,721	1,21,704	1,22,423	1,02,523	1,04,121
Commonwealth of Australia	10,002	6,09,170
TOTAL BRITISH EMPIRE	1,424	983	1,121	1,473	10,379	1,95,721	1,21,704	1,22,423	1,02,523	7,12,291
Germany	30	55	2,822	200	5,755
Belgium	68	268	..	42	..	6,072	16,575	..	4,229	..
France	172	4	16	116	..	12,192	495	1,727	8,441
Japan	60	7,122
Other Foreign Countries	12	165	1,212
TOTAL FOREIGN COUNTRIES	98	500	4	58	183	9,554	26,899	495	6,221	15,609
Share of Bengal	1,090	941	305	1,256	10,641	1,49,472	92,221	90,212	1,20,222	6,22,921
.. Bombay	267	444	249	216	392	26,212	22,229	22,227	20,710	41,022
.. Sind	66	19	32	32	12	2,224	2,222	6,209	6,222	1,622
.. Madras	47	39	12	5	9	2,115	4,522	2,222	621	1,229
.. Burma	55	43	5	2	7	2,491	6,222	772	379	224
TOTAL	1,527	1,483	1,126	1,561	11,022	2,05,275	1,58,622	1,22,972	1,62,904	7,22,800

No. 10—continued

ARTICLES AND COUNTRIES OF CONSIGNMENT; ALSO SHARE OF EACH PROVINCE	QUANTITY					VALUE				
	1930-31	1931-32	1932-33	1933-34	1934-35	1930-31	1931-32	1932-33	1933-34	1934-35
Metals and Ores—continued										
Steel—concluded										
Total Steel—	Tons	Tons	Tons	Tons	Tons					
United Kingdom (including Channel Islands)	83,888	17,500	18,060	21,621	25,615	50,22,845	26,18,748	25,06,389	31,67,778	39,53,577
Commonwealth of Australia	10,002	6,09,170
Other British Possessions	82	13	..	2	1	4,724	2,577	694	1,989	434
TOTAL BRITISH EMPIRE	84,052	17,513	18,060	21,623	35,618	50,27,569	26,21,325	25,07,083	31,69,767	45,63,181
Sweden	570	686	845	568	789	1,59,682	2,00,513	2,30,742	1,55,951	2,02,443
Denmark	..	119	17	16,918	985
Poland (including Danzig)	340	31,166
Germany	3,953	1,600	3,033	3,375	3,245	4,34,257	2,16,571	3,62,436	3,68,210	3,37,130
Netherlands	128	23	19	458	..	14,376	5,668	2,019	36,501	162
Belgium	56,549	43,794	38,322	32,784	32,148	50,90,173	33,90,006	27,17,977	27,42,109	29,24,091
Luxemburg	16,338	22,479	17,482	13,320	11,684	13,69,922	17,34,009	10,93,766	10,55,662	10,00,694
France	6,994	7,400	5,856	6,948	3,578	6,76,161	5,94,290	4,29,730	5,36,328	3,18,298
Italy (including Fiume)	85	12	16	3	91	27,158	15,233	3,599	3,041	23,005
Austria	13	2	1	1	..	16,604	2,821	546	256	9
Czechoslovakia	294	109	194	206	213	1,45,419	60,137	95,125	1,41,076	1,30,589
Japan	..	71	..	1,034	1,299	..	11,290	40	91,116	1,18,937
United States of America—										
Via Atlantic Coast	14	..	15	9	18	9,345	2,183	6,075	26,577	65,941
“ Pacific “	..	3	2,939
Other Foreign Countries	3	3	3	3	6	1,253	1,650	910	3,562	3,434
TOTAL FOREIGN COUNTRIES	84,791	76,311	65,753	58,704	53,414	79,58,850	62,64,218	49,54,600	51,59,479	51,54,299
Share of Bengal	29,032	29,889	23,534	29,361	32,290	36,57,395	31,33,367	27,17,047	33,10,472	36,38,051
“ Bombay	32,014	30,133	13,909	19,752	25,049	32,75,839	23,32,703	17,55,100	20,56,297	26,34,132
“ Sind	25,860	20,101	13,741	13,127	14,064	24,30,406	16,62,031	12,73,383	12,35,232	12,49,414
“ Madras	27,301	19,360	13,456	12,304	12,343	24,73,299	17,97,509	13,03,941	12,36,366	15,14,570
“ Burma	3,489	3,396	4,173	3,233	4,731	10,94,920	4,10,942	4,97,163	4,40,239	6,31,293
Protected	77,608	50,483	33,563	31,204	42,961	80,03,619	47,51,811	31,06,393	32,40,850	49,00,295
Not protected	40,590	48,401	50,250	49,123	46,071	49,77,300	41,23,732	44,45,240	50,88,396	48,17,185
TOTAL	118,198	98,884	83,813	80,327	89,082	1,39,80,919	88,75,543	75,51,633	83,29,246	97,17,480
Iron or Steel—	Tons	Tons	Tons	Tons	Tons					
Anchor and cables (III. K)—										
United Kingdom (including Channel Islands)	859	509	488	319	499	3,76,616	2,22,588	2,39,165	3,33,911	3,60,077
Other British Possessions	5	1	2	9	4	1,242	105	623	1,862	94
TOTAL BRITISH EMPIRE	864	510	490	328	503	3,77,858	2,22,693	2,39,788	3,35,773	3,60,171
TOTAL FOREIGN COUNTRIES	2	..	3	672	10	95	30	941
Share of Bengal	333	231	240	334	299	2,27,176	1,24,243	1,01,836	2,12,046	1,18,653
“ Bombay	92	47	53	26	43	34,302	13,456	19,825	3,660	13,921
“ Sind	26	45	2	6	4	13,392	19,960	886	2,352	1,697
“ Madras	11	19	..	5	15	3,373	3,823	28	2,033	6,369
“ Burma	308	113	192	307	216	1,00,287	51,221	1,17,514	1,10,167	1,20,573
TOTAL	864	510	492	328	506	3,78,530	2,22,703	2,39,880	3,35,306	2,61,112

ARTICLES, AND COUNTRIES OF CONSIGNMENT, ALSO SHARES OF EACH PROVINCE	QUANTITY					VALUE				
	1930-31	1931-32	1932-33	1933-34	1934-35	1930-31	1931-32	1932-33	1933-34	1934-35
Metal and Ore—continued										
Iron or Steel—continued										
Beams, channels, pillars, girders and bridge work (III K)—United Kingdom (including Channel Islands)	Tons	Tons	Tons	Tons	Tons	R	R	R	R	R
Ceylon (excluding Maldives)	24,863	14,031	5,332	9,159	9,352	62,27,344	22,05,647	8,42,379	12,02,339	12,22,211
Other British Possessions	233	8	9	10	53	62,133	1,144	1,292	1,290	9,86
TOTAL BRITISH EMPIRE	25,096	14,039	5,341	9,178	9,405	62,90,478	22,06,791	8,44,397	13,06,528	12,32,077
Germany	8,614	5,973	1,133	2,295	4,395	8,05,268	4,66,463	75,333	1,72,030	2,49,703
Netherlands	1	—	6	193	—	131	—	644	14,390	—
Belgium	22,435	9,433	5,352	5,033	5,326	19,62,719	7,41,304	4,20,198	4,11,535	5,06,414
Luxemburg	335	435	210	737	243	75,395	32,337	15,349	67,323	23,63
France	17,331	5,938	2,675	1,711	1,765	14,09,560	4,53,743	1,72,943	1,29,000	1,37,344
Czechoslovakia	—	233	—	—	—	—	67,490	—	—	—
United States of America— Via Atlantic Coast	311	—	—	—	—	33,079	—	—	—	—
Other Foreign Countries	—	—	14	3	1	—	—	1,350	394	34
TOTAL FOREIGN COUNTRIES	49,677	22,092	9,995	10,023	12,330	41,99,643	17,65,333	8,32,517	7,94,132	10,19,171
Share of Bengal	36,923	7,193	3,496	4,373	5,333	33,32,719	7,21,333	2,21,111	4,34,169	6,39,314
" Bombay	19,747	12,051	6,493	5,733	3,135	18,36,275	10,32,333	4,73,333	4,67,333	7,24,111
" Sind	16,466	5,543	2,334	4,424	4,179	14,72,676	4,31,463	1,33,401	4,22,331	3,79,331
" Madras	13,359	7,419	2,543	3,171	3,339	22,27,351	9,29,391	2,95,739	2,92,441	4,34,111
" Burma	6,333	2,399	1,093	1,497	1,161	13,49,314	7,55,393	1,22,193	2,17,344	2,69,371
Protected, fabricated	12,323	4,612	1,451	2,333	1,404	22,63,230	10,32,333	2,04,011	4,29,666	2,63,640
Protected other	72,350	21,509	14,237	16,359	20,330	72,25,915	23,79,336	12,23,903	16,11,054	20,59,970
TOTAL	89,772	36,121	16,733	19,197	22,273	1,04,89,135	39,72,324	15,22,914	21,00,600	22,51,010
Bolls and nuts (III K)—										
United Kingdom (including Channel Islands)	Tons	Tons	Tons	Tons	Tons					
Other British Possessions	2,572	2,101	1,930	1,406	1,994	9,33,733	7,02,131	4,19,040	5,37,337	3,29,636
TOTAL BRITISH EMPIRE	2,572	2,105	1,933	1,407	1,996	9,39,017	7,04,143	4,21,369	5,29,337	3,22,306
Sweden	1	—	3	179	200	1,413	714	4,919	59,134	79,693
Poland (including Danzig)	90	—	—	—	—	23,433	—	—	—	—
Germany	305	301	723	740	1,773	3,20,565	2,74,373	2,22,701	2,95,433	5,54,336
Netherlands	632	701	615	909	933	1,54,633	1,42,333	1,33,370	1,30,694	2,14,791
Belgium	3,315	2,364	2,253	2,460	4,242	7,95,054	3,56,301	6,20,164	6,79,334	3,37,337
France	61	35	335	362	322	19,051	13,055	1,12,333	1,09,054	39,339
Italy (including Fiume)	27	25	25	3	30	10,314	3,067	10,231	1,594	7,947
Austria	527	303	233	249	193	1,05,099	1,05,301	91,993	95,315	75,025
Czechoslovakia	51	49	67	13	103	17,791	17,419	26,733	6,243	31,536
Japan	13	24	123	195	206	7,330	9,232	59,533	99,637	95,099
United States of America— Via Atlantic Coast	153	60	32	44	37	1,07,329	69,433	42,239	49,030	62,943
" Pacific "	2	1	—	—	—	551	293	—	2	393
Other Foreign Countries	17	1	3	1	2	4,331	1,233	2,233	1,344	913
TOTAL FOREIGN COUNTRIES	6,339	4,924	5,419	6,160	8,135	13,56,930	11,99,169	14,11,133	15,69,419	20,49,736
Share of Bengal	3,441	2,716	1,935	2,939	3,373	9,73,351	6,31,341	3,34,476	7,91,697	10,93,736
" Bombay	2,403	2,099	2,449	2,433	3,049	7,31,099	6,49,713	7,03,334	7,16,193	3,99,631
" Sind	1,333	1,072	327	719	1,403	3,51,779	2,07,201	2,14,433	2,06,349	3,34,099
" Madras	336	393	339	323	1,199	2,99,331	1,37,993	2,39,396	2,44,333	3,39,919
" Burma	912	459	331	491	634	2,64,767	1,27,349	1,24,373	1,61,239	1,95,339
TOTAL PROTECTED	8,917	7,029	6,452	7,697	10,139	26,45,977	13,94,317	13,32,557	21,09,253	23,62,997

No. 10—continued

ARTICLES AND COUNTRIES OF CONSIGNMENT; ALSO SHARE OF EACH PROVINCE	QUANTITY					VALUE				
	1930-31	1931-32	1932-33	1933-34	1934-35	1930-31	1931-32	1932-33	1933-34	1934-35
Metals and Ores—continued										
Iron or Steel—continued										
Fencing materials (including fencing wire) (III. K)— United Kingdom (including Channel Islands)	Tons	Tons	Tons	Tons	Tons	R	R	R	R	R
Canada— Via Atlantic Coast	992	645	589	714	1,202	8,32,141	1,95,885	2,04,789	2,65,910	4,11,246
Other British Possessions	89	49	11	31,656	16,192	4,199
TOTAL BRITISH EMPIRE	6	4	3	2	8	1,217	1,592	1,939	1,142	2,370
Denmark	1,085	549	593	765	1,221	3,65,014	1,96,257	2,06,728	2,83,244	4,17,815
Germany	4	14	2	23	25	972	4,121	502	5,488	5,876
Netherlands	2,108	1,196	1,404	1,256	2,049	5,69,891	3,55,844	5,81,042	4,28,396	5,57,949
Belgium	23	12	109	136	49	9,221	4,924	56,046	87,451	15,452
France	2,398	1,085	1,321	1,060	972	4,46,723	2,26,407	3,11,663	2,19,513	1,81,732
Italy (including Fiume)	17	6	75	173	155	6,610	1,229	15,602	33,081	25,347
Austria	81	180	113	3	4	14,993	23,195	21,151	2,454	1,725
Hungary	467	163	93	24	24	1,26,973	67,667	78,822	29,347	17,169
Czechoslovakia	100	5	42	91	..	17,167	768	7,872	16,863	..
Japan	755	168	112	53	17	1,26,057	26,799	25,185	12,222	6,176
United States of America— Via Atlantic Coast	5	..	574	1,931	2,586	1,423	8	1,02,788	3,81,301	5,39,347
" Pacific "	369	108	27	129	151	1,15,867	23,649	8,769	41,794	36,546
Other Foreign Countries	1	822	..	13
TOTAL FOREIGN COUNTRIES	406	5	6	117	..
Share of Bengal	6,323	2,937	3,932	4,889	6,032	14,36,614	7,45,716	12,10,355	12,08,027	13,37,319
" Bombay	2,943	668	1,173	1,336	2,331	6,40,691	1,26,921	2,93,677	4,46,133	6,70,700
" Sind	2,401	1,316	1,535	1,962	2,137	5,75,779	2,59,639	5,02,435	4,33,731	5,11,163
" Madras	768	340	712	716	1,034	2,54,463	3,05,359	3,43,652	2,81,194	3,49,330
" Burma	381	499	723	782	666	2,16,510	1,03,231	1,82,313	1,99,370	1,67,731
TOTAL	416	162	379	373	485	1,14,135	42,582	95,091	82,233	1,16,310
Hoops and strips (III. K)— United Kingdom (including Channel Islands)	7,407	2,436	4,524	5,054	7,253	13,01,623	9,42,673	14,17,083	14,91,271	18,03,134
Other British Possessions	Tons	Tons	Tons	Tons	Tons					
TOTAL BRITISH EMPIRE	12,226	10,630	7,978	12,763	13,495	17,27,654	13,08,376	10,26,587	16,62,973	19,42,090
Sweden	18	27	29	5	..	2,555	1,514	4,484	496	23
Poland (including Danzig)	12,244	10,657	8,007	12,767	13,495	17,30,209	13,09,890	10,31,071	16,63,469	19,42,116
Germany	3	5	6	3,818	12,352	13,815
Netherlands	641	78,435
Belgium	3,457	1,334	2,017	3,521	3,945	4,68,194	1,51,159	2,64,273	4,84,425	5,46,015
Luxemburg	31	42	23	7	8	5,237	9,195	3,929	1,585	544
France	12,838	7,513	10,109	7,741	9,955	16,95,709	8,60,414	10,46,690	9,31,602	11,39,551
Italy (including Fiume)	2,886	1,987	1,923	1,962	1,943	3,45,777	2,02,673	4,92,369	2,47,368	2,39,533
Czechoslovakia	1,551	1,331	2,227	2,067	3,868	1,74,168	1,82,187	2,08,012	2,36,057	4,42,019
Japan	..	13	1	..	17,349	408
United States of America— Via Atlantic Coast	523	65,923
" Pacific "	..	5	6	..	43	..	1,812	770	..	5,993
Other Foreign Countries	317	427	3	10	12	47,449	58,234	1,367	3,496	4,104
TOTAL FOREIGN COUNTRIES	25	25	3,401	3,093
Share of Bengal	21,105	18,152	16,333	15,303	20,985	26,40,015	14,77,594	17,28,338	19,15,868	25,39,657
" Bombay	11,798	8,634	10,513	9,130	10,377	15,79,268	10,62,433	11,77,322	11,21,053	14,59,726
" Sind	14,394	9,103	7,907	9,711	10,433	13,88,602	10,70,533	9,07,515	13,62,747	13,33,494
" Madras	4,149	4,235	3,562	6,163	9,721	5,34,431	4,79,715	3,74,533	7,75,899	11,95,625
" Burma	1,865	1,393	1,773	3,273	3,606	3,33,064	1,91,706	2,13,729	3,03,025	3,65,112
TOTAL	659	339	591	733	833	34,771	43,032	30,303	1,11,323	1,36,313
Nails rivets and washers (ex- cluding wire nails) (III. K)— United Kingdom (including Channel Islands)	23,349	23,609	24,345	13,070	34,480	63,70,221	27,87,474	27,59,409	35,79,357	45,31,776
Other British Possessions	Tons	Tons	Tons	Tons	Tons					
TOTAL BRITISH EMPIRE	4,018	3,347	3,004	3,990	4,430	11,58,003	8,58,643	7,83,556	9,32,439	10,67,131
Sweden	7	..	3	4	..	3,330	595	3,739	2,401	33
Other Foreign Countries	4,025	3,347	3,012	3,994	4,430	11,61,333	8,59,238	7,86,295	9,34,840	10,67,214

ARTICLES, AND COUNTRIES OF CONSIGNMENT; ALSO SHARE OF EACH PROVINCE	QUANTITY					VALUE				
	1930-31	1931-32	1932-33	1933-34	1934-35	1930-31	1931-32	1932-33	1933-34	1934-35
	Tons	Tons	Tons	Tons	Tons	Rs	Rs	Rs	Rs	Rs
Metals and Ores—continued										
Iron or Steel—continued										
Nails, rivets, and washers (excluding wire nails) (III. K)—continued										
Finland	32	49	120	240	313	9,728	18,467	41,820	78,314	90,264
Estonia	27	17	7	21,433	15,575	6,555
Sweden	1,056	1,337	1,283	1,401	1,423	3,42,651	3,48,972	6,31,820	6,63,375	6,25,441
Norway	1,753	1,033	1,529	1,336	1,450	5,49,075	3,36,590	4,43,815	3,64,065	3,24,425
Denmark	12	8	9	9	11	6,500	6,475	6,700	6,327	6,325
Poland (including Danzig)	9	..	2	5,074	..	1,725
Germany	1,217	789	625	336	566	2,12,798	2,05,863	2,42,433	1,49,017	2,00,222
Netherlands	470	301	577	423	269	1,08,533	59,693	95,377	59,786	45,526
Belgium	4,032	2,555	2,564	2,171	2,760	9,01,865	5,49,394	5,53,150	3,82,353	4,73,943
France	23	105	115	72	31	2,147	26,322	25,425	13,321	10,122
Italy (including Trieste)	15	42	7	2,775	12,925	2,957
Austria	73	45	23	5	..	12,032	9,508	4,931	1,041	..
Hungary	60	14	10,937	2,349	..	13	..
Czechoslovakia	435	559	511	472	791	1,25,976	1,74,317	1,25,335	1,59,798	2,53,417
Japan	62	24	96	8	117	14,500	11,973	20,157
United States of America—										
 Via Atlantic Coast	20	13	5	6	9	21,266	16,470	12,356	7,179	7,254
 " Pacific "	407	1	..	112	..
 Other Foreign Countries	9	1	43	15	6	2,321	206	4,349	1,343	1,779
TOTAL FOREIGN COUNTRIES	9,312	7,513	7,503	6,630	7,725	26,45,906	22,25,371	22,25,659	12,98,423	21,20,743
Share of Bengal	5,222	3,999	3,733	3,232	4,133	13,53,732	7,79,739	7,13,624	3,23,393	3,26,077
" Bombay	4,623	4,423	4,463	3,776	4,475	12,25,000	12,27,261	12,22,694	9,95,529	11,22,243
" Madras	1,897	1,496	1,797	1,302	1,447	5,22,122	4,92,374	4,97,455	3,67,426	4,60,264
" Other Foreign Countries	894	689	757	343	771	2,04,636	1,07,199	2,21,268	2,26,249	2,64,397
" Burma	1,199	1,367	797	906	1,399	2,49,673	4,18,222	2,51,224	2,25,229	2,27,771
Protected*	—	2,143	2,619	4,245	5,557	—	4,24,907	4,91,763	2,60,140	10,61,961
Not protected	—	5,719	7,893	5,765	6,598	—	27,19,622	25,20,197	10,79,128	21,45,973
TOTAL	12,933	10,865	10,515	10,614	12,165	26,07,244	21,44,999	20,71,954	23,23,229	22,07,664
Old, for re-manufacture (II. F)—	Tons	Tons	Tons	Tons	Tons					
United Kingdom (including Channel Islands)	1,192	892	245	3,112	235	26,593	29,206	6,331	26,601	8,225
Ceylon (including Maldives)	1,124	679	1,115	779	1,126	21,455	21,543	21,508	19,709	24,073
Other British Possessions	99	35	43	24	29	2,205	1,207	1,977	898	630
TOTAL BRITISH EMPIRE	2,415	1,606	1,403	3,915	1,390	70,253	52,046	40,316	1,07,208	22,928
Iraq	231	97	..	27	46	10,526	2,203	..	745	923
Iran	16	..	163	220	49	997	..	5,335	16,011
Japan	602	1	4	2	..	19,222	52	140	78	1
Other Foreign Countries	26	1	24	27	1	1,606	204	1,618	661	21
TOTAL FOREIGN COUNTRIES	979	115	28	219	377	21,404	4,221	1,758	6,319	16,058
Share of Bengal	97	71	59	77	11	4,893	3,567	2,044	2,322	299
" Bombay	1,341	872	269	2,120	764	22,939	22,244	7,456	27,123	21,422
" Madras	309	118	13	216	261	11,943	4,561	779	6,359	13,704
" Other Foreign Countries	1,197	680	1,100	711	731	30,073	20,798	21,201	17,658	14,414
" Burma	8	1
TOTAL	3,414	1,721	1,439	4,134	1,767	1,01,759	56,267	42,074	1,14,022	40,896

* Classified from April 1931.

No. 10—continued

ARTICLES, AND COUNTRIES OF CONSIGNMENT; ALSO SHARE OF EACH PROVINCE	QUANTITY					VALUE				
	1930-31	1931-32	1932-33	1933-34	1934-35	1930-31	1931-32	1932-33	1933-34	1934-35
Metals and Ores—continued										
Iron or Steel—continued										
Pipes and fittings, cast (III. K)—	Tons	Tons	Tons	Tons	Tons	Rs	Rs	Rs	Rs	Rs
United Kingdom (including Channel Islands)	2,458	1,554	1,228	1,795	1,455	9,00,368	5,98,301	4,87,981	6,09,231	6,42,997
Other British Possessions	3	1	27	4	..	4,162	439	4,860	1,401	139
TOTAL BRITISH EMPIRE	2,461	1,555	1,255	1,799	1,455	9,04,530	6,08,740	4,92,841	6,10,632	6,43,136
Germany	91	19	36	21	28	22,758	7,297	13,370	9,710	11,535
Belgium	172	68	46	47	11	26,648	19,071	23,798	19,823	3,009
France	244	21	..	5	30	28,417	2,356	..	1,103	6,431
Japan	1	2	788	1,474	34	995	525	54,000	1,14,709	15,409
United States of America—										
Via Atlantic Coast . . .	29	1	20	1	10	38,386	4,964	14,941	1,482	9,860
Other Foreign Countries	6	6	7	18	668	2,257	4,054	3,448	4,172
TOTAL FOREIGN COUNTRIES	537	111	840	1,555	126	1,17,872	37,870	1,10,158	1,50,276	50,416
Share of Bengal	130	148	351	245	252	1,12,952	64,171	37,194	1,53,213	1,16,935
" Bombay	1,188	535	964	1,913	456	3,62,302	1,32,312	2,17,231	3,07,922	2,55,477
" Sind	309	411	357	104	57	1,11,191	2,08,266	1,35,316	43,590	27,392
" Madras	766	414	252	303	362	2,24,894	97,574	38,278	1,06,065	1,71,088
" Burma	650	168	332	789	454	2,10,543	33,237	35,060	1,51,017	1,22,160
TOTAL	3,001	1,666	2,096	3,854	1,581	10,22,337	6,36,110	6,02,999	7,60,907	6,93,552
Balls, chains, and fishplates, (including those for railways) (III. K)—	Tons	Tons	Tons	Tons	Tons					
United Kingdom (including Channel Islands)	3,827	3,025	1,150	2,385	5,165	6,99,964	7,31,447	3,31,441	4,30,192	7,26,346
Other British Possessions	6	348	80	1,246	81	..
TOTAL BRITISH EMPIRE	3,827	3,025	1,156	2,385	5,165	7,00,312	7,31,527	3,32,687	4,30,273	7,26,346
Germany	498	340	506	355	44	49,768	40,732	50,548	43,145	3,707
Netherlands	787	7	38	31	31	36,500	987	3,294	3,420	2,712
Belgium	4,848	976	39	213	37	6,17,795	1,27,144	3,425	22,005	9,359
United States of America—										
Via Atlantic Coast . . .	626	232	..	15	13	95,307	81,306	..	4,081	3,079
Other Foreign Countries	16	..	3	1,155	..	422	..
TOTAL FOREIGN COUNTRIES	6,759	1,571	531	617	125	8,49,390	2,51,364	57,267	73,078	13,917
Share of Bengal	2,179	333	324	1,453	3,772	2,91,539	1,41,716	44,161	1,90,442	6,30,962
" Bombay	5,916	327	536	99	613	7,42,223	71,371	74,266	10,141	33,031
" Sind	530	1,965	590	648	453	1,33,197	5,91,900	2,42,867	1,79,313	1,34,379
" Madras	316	1,141	140	646	350	1,21,122	1,44,267	21,335	93,660	76,934
" Burma	1,115	375	197	157	104	2,12,071	43,337	37,325	29,735	13,907
Protected:]										
Balls 30 lbs. per yard and over and fishplates therefor	3,235	3,064	631	706	4,055	11,25,577	4,32,036	93,713	1,15,669	4,93,243
Others	1,092	484	162	316	207	1,15,006	46,249	19,183	36,446	15,035
Not protected	1,369	1,098	1,044	1,950	1,028	3,09,619	1,84,546	3,27,053	3,51,332	2,26,965
TOTAL	10,586	4,596	1,737	3,002	5,290	15,50,302	9,32,991	4,34,964	5,03,346	1,45,203

ARTICLES AND COUNTRIES OF CONSIGNMENT; ALSO SHARE OF EACH PROVINCE	QUANTITY					VALUE				
	1930-31	1931-32	1932-33	1933-34	1934-35	1930-31	1931-32	1932-33	1933-34	1934-35
	Tons	Tons	Tons	Tons	Tons	Rs	Rs	Rs	Rs	Rs
Iron and Steel—continued										
Screws—										
Wood screws (III. K)—										
United Kingdom (including Channel Islands)	234	208	225	211	227	1,64,532	1,77,506	1,90,221	1,02,684	1,21,207
Other British Possessions	..	1	75	278	208	24	..
TOTAL BRITISH EMPIRE	234	209	225	211	227	1,64,607	1,77,784	1,90,429	1,02,708	1,21,207
Poland (including Danzig)	1	12	272	6,722
Sweden	179	233	142	242	222	1,04,250	2,12,512	96,247	1,04,591	2,42,204
Germany	232	27	45	8	155	1,25,550	12,120	22,422	4,055	26,012
Belgium	247	650	272	245	150	1,25,441	2,59,214	4,22,277	1,42,702	62,472
France	10	..	198	134	124	5,155	..	72,227	47,437	64,770
Italy (including Trieste)	62	22	21	9	8	22,701	21,992	24,562	5,742	2,071
Austria	212	272	100	2	49	1,16,210	1,20,169	55,212	1,752	22,124
Hungary	75	22	12	26	15	26,912	21,724	5,291	12,227	5,211
Czechoslovakia	56	22	21	12	..	24,054	17,729	14,671	4,222	212
Japan	1	2	109	1,219	..	227	1,120	24,222
United States of America—										
Via Atlantic Coast	2	1	2,722	1,222	4
Other Foreign Countries	2	4	1	2	..	1,207	1,121	202	422	..
TOTAL FOREIGN COUNTRIES	1,027	1,422	1,422	222	1,122	2,90,212	2,02,221	7,22,204	2,22,272	2,12,202
Share of Bengal	212	222	227	222	222	1,22,222	2,22,212	2,22,212	1,22,272	1,22,222
Bombay	212	227	222	222	222	1,22,212	2,22,212	1,72,222	1,22,272	1,22,222
Bihar	222	212	222	227	222	2,22,222	2,22,212	2,02,272	22,222	1,22,222
Madras	222	222	222	222	222	1,22,272	1,22,222	1,22,222	22,222	1,22,222
Bihar	22	22	22	22	22	22,272	22,212	22,222	22,272	22,212
TOTAL	1,221	1,702	1,722	1,102	1,212	7,22,212	2,22,222	2,12,212	2,22,222	2,22,272
Meta thread screws (III. K)—										
United Kingdom (including Channel Islands)	77	122	72	122	122	22,222	21,222	40,222	27,222	72,212
Other British Possessions	12
TOTAL BRITISH EMPIRE	77	122	72	122	122	22,222	21,222	40,222	27,222	72,212
Sweden	12	17	2	22	12	11,222	11,217	1,272	22,272	7,222
Germany	47	10	2	2	22	21,222	2,222	2,022	2,022	10,122
Belgium	4	21	22	20	14	2,270	12,221	10,704	2,012	2,221
Austria	121	22	27	22	..	20,227	20,171	12,074	20,222	..
Other Foreign Countries	2	4	11	10	2	1,227	1,227	4,222	2,222	1,122
TOTAL FOREIGN COUNTRIES	221	102	21	121	21	27,772	22,212	24,222	27,222	22,227
Share of Bengal	272	227	127	222	222	1,22,202	1,17,222	22,222	1,22,272	27,222
Bombay	11	2	2	..	12	4,222	1,012	2,112	222	2,227
Bihar	7	14	27	22	1	7,222	12,172	12,277	20,227	1,222
Madras	2	2	2	1	..	2,222	2,222	222	222	22
Bihar	2	2,222	722	21	272	..
TOTAL	292	222	122	221	221	1,21,222	1,22,222	72,222	1,22,222	1,01,222

No. 10—continued

ARTICLES AND COUNTRIES OF CONSIGNMENT; ALSO SHARE OF EACH PROVINCE	QUANTITY					VALUE				
	1930-31	1931-32	1932-33	1933-34	1934-35	1930-31	1931-32	1932-33	1933-34	1934-35
	Tons	Tons	Tons	Tons	Tons	₹	₹	₹	₹	₹
Metals and Ores—continued										
Iron or Steel—continued										
Total Screws (III. K)—										
United Kingdom (including Channel Islands)	811	424	414	361	487	2,17,818	2,58,700	2,30,682	1,70,440	2,07,280
Other British Possessions	..	1	75	394	206	24	..
TOTAL BRITISH EMPIRE	811	425	414	361	487	2,17,893	2,59,094	2,30,888	1,70,464	2,07,280
Sweden	195	360	145	411	549	1,16,136	2,24,729	97,119	1,88,465	2,50,262
Poland (including Danzig)	1	18	272	6,788
Germany	279	47	58	18	184	1,47,079	24,955	26,622	6,111	66,207
Belgium	251	671	901	365	170	1,88,111	8,72,476	4,39,081	1,60,718	76,118
France	10	..	196	184	184	5,156	..	78,827	47,487	54,770
Italy (including Fiume)	64	28	61	19	8	34,899	21,998	28,205	8,966	3,071
Austria	864	323	187	91	49	1,76,567	1,50,560	70,892	32,043	28,124
Hungary	75	58	18	36	16	36,913	31,724	5,391	13,687	5,611
Czechoslovakia	57	82	32	13	..	34,467	18,472	15,306	4,882	319
Japan	1	2	110	1,819	..	429	1,220	56,501
United States of America—										
Via Atlantic Coast	8	2	5,965	2,288	4	343	..
" Pacific "	47
Other Foreign Countries	2	4	1	2	1	1,307	1,038	808	498	265
TOTAL FOREIGN COUNTRIES	1,308	1,543	1,639	1,086	1,220	6,97,691	8,55,662	7,87,084	4,54,814	5,28,243
Share of Bengal	590	729	574	584	636	3,36,946	3,81,181	3,08,679	3,50,308	2,90,298
" Bombay	323	400	365	305	310	1,34,344	2,49,329	1,77,439	1,31,711	1,36,747
" Sind	399	524	676	333	359	2,17,976	2,93,361	3,13,162	1,23,113	1,54,824
" Madras	236	250	305	175	290	1,42,838	1,30,435	1,44,061	85,690	1,30,240
" Burma	71	66	73	61	62	42,964	41,959	44,591	34,050	33,414
TOTAL	1,610	1,968	1,959	1,447	1,657	9,15,584	11,14,756	9,97,922	6,24,778	7,45,523
Sheets and plates—										
Galvanised—										
Corrugated (III. K)—										
United Kingdom (including Channel Islands)	81,904	47,480	39,751	44,312	42,873	1,63,50,497	91,33,453	69,16,400	83,71,481	80,44,922
Other British Possessions	1	1,092	376	27	107	346
TOTAL BRITISH EMPIRE	81,905	47,480	39,751	44,312	42,873	1,63,51,589	91,33,829	69,16,427	83,71,588	80,45,268
Germany	3,196	117	143	30	1,313	5,74,711	19,637	19,646	3,836	2,04,930
Netherlands	48	7,880
Belgium	39,445	29,940	16,790	3,904	1,104	70,10,441	42,97,176	26,08,534	6,23,416	1,70,419
Japan	809	158	465	351	280	1,84,801	39,155	94,967	44,021	56,718
United States of America—										
Via Atlantic Coast	1,891	79	6	21	33	6,67,516	23,080	3,074	9,316	13,611
" Pacific "	5	24	..	1	..	2,854	18,631	..	876	..
Other Foreign Countries	..	5	10	178	762	8	8	2,897
TOTAL FOREIGN COUNTRIES	45,146	21,323	17,451	4,207	2,740	84,40,501	44,03,521	27,34,159	6,81,467	4,47,470
Share of Bengal	69,020	33,391	21,776	20,363	25,197	1,19,06,551	53,76,089	37,60,306	33,72,688	45,33,444
" Bombay	39,129	33,506	21,633	16,786	3,243	63,90,376	54,55,490	34,77,404	29,26,301	14,56,925
" Sind	5,055	3,403	2,113	2,793	2,360	9,40,547	5,47,261	3,92,333	4,62,302	3,76,191
" Madras	3,449	5,551	4,973	3,306	1,358	16,25,631	8,95,970	3,02,600	6,40,992	3,57,021
" Burma	12,333	5,908	6,706	5,399	3,050	33,38,436	12,62,540	13,13,043	11,50,875	17,54,327
TOTAL (PROTFOTED)	127,051	68,753	57,202	48,519	45,613	2,47,92,000	1,35,37,350	96,50,586	90,53,115	84,92,738

GENERAL IMPORTS

(284)

No. 10—continued

ARTICLES AND COUNTRIES OF CONSIGNMENT; ALSO SHARE OF EACH PROVINCE.	QUANTITY					VALUE				
	1930-31	1931-32	1932-33	1933-34	1934-35	1930-31	1931-32	33	1933-34	1934-35
Wool and Open—continued										
Iron or Steel—continued										
Sheets and plates—contd.										
Galvanized—contd.										
Plain (III. K)—										
United Kingdom (including Channel Islands)	9,469	7,509	9,916	7,833	9,891	20,80,100	15,16,207	17,56,668	14,56,617	19,01,206
Ceylon (excluding Maldives)	1	..	1	298	23	400	7	167
TOTAL BRITISH EMPIRE	9,469	7,509	9,917	7,833	9,892	20,80,398	15,16,232	17,57,068	14,56,624	19,01,373
Germany	1,667	972	333	66	8	3,70,592	1,40,158	49,898	3,864	1,268
Belgium	3,705	6,461	4,313	1,617	798	16,55,845	13,21,358	6,91,348	2,45,407	1,19,128
Luxemburg	41	634
Japan	538	323	892	2,337	2,492	1,40,335	70,400	1,58,113	5,71,638	4,75,139
Other Foreign Countries	2	12	1	22	2	320	2,328	672	4,268	710
TOTAL FOREIGN COUNTRIES	10,912	7,767	5,539	4,991	3,311	20,70,342	15,34,300	9,00,028	2,27,973	6,03,461
Share of Bengal	6,253	4,322	3,450	2,343	4,191	13,37,333	7,21,729	6,08,366	3,34,323	7,91,994
" Bombay	6,930	5,376	5,059	3,719	4,390	12,38,616	11,99,396	8,43,966	6,69,354	6,66,546
" Sind	3,721	2,231	3,427	2,276	2,135	7,19,343	5,51,373	5,37,603	4,22,653	4,29,330
" Madras	2,927	1,346	2,484	2,299	1,649	6,93,878	3,34,637	4,32,388	6,26,666	3,53,711
" Burma	1,445	1,005	1,045	392	341	2,15,641	1,39,599	3,99,764	1,73,219	1,59,391
Protected (sheets)	19,461	14,631	15,174	11,914	12,305	39,62,936	23,40,913	26,89,009	21,84,537	26,26,263
Not protected (plates)	920	645	333	765	398	1,67,801	1,03,619	48,023	1,20,009	67,261
TOTAL	20,381	15,276	15,456	12,319	13,203	41,30,737	24,44,532	26,37,032	23,04,546	26,93,634
Tinned—										
Tin plates (III. K)—										
United Kingdom (including Channel Islands)	3,430	7,419	6,837	4,931	3,282	23,20,179	19,21,453	19,08,064	15,16,617	12,04,261
Other British Possessions	23	16	5	..	1	3,907	2,465	1,200	12	100
TOTAL BRITISH EMPIRE	3,453	7,435	6,842	4,931	3,283	23,24,086	19,23,918	19,09,264	15,16,629	12,04,361
Germany	8	71	1,034	356	39	1,453	22,304	5,24,632	1,02,049
Belgium	34	..	24	12	243	4,633	..	6,091	3,233	66,119
Netherlands	5	22	1,570	3,330	..
France	15	5,365
Italy (including Fiume)	11	33	352	3,045	24,941	2,50,565
United States of America— Via Atlantic Coast	3,753	143	..	213	234	20,34,373	45,119	..	56,940	59,173
Other Foreign Countries	5	20
TOTAL FOREIGN COUNTRIES	3,776	149	111	2,259	1,700	20,39,086	46,577	24,110	6,25,573	4,92,388
Share of Bengal	4,326	2,197	2,327	1,617	794	14,77,333	7,66,093	9,20,937	4,52,163	2,60,443
" Bombay	6,369	1,771	1,332	2,945	1,973	16,99,636	4,77,373	3,99,363	4,62,643	6,16,281
" Sind	2,858	103	227	776	1,329	9,90,913	35,498	2,19,914	2,19,266	2,57,763
" Madras	1,301	1,333	309	1,113	302	6,49,066	3,39,679	2,49,005	3,60,359	2,74,334
" Burma	2,653	1,175	543	799	635	7,36,143	3,17,561	1,45,306	2,19,373	1,23,133
TOTAL (PROTECTED)	17,229	7,364	7,003	7,340	5,583	54,62,122	19,30,507	19,43,364	21,41,402	16,97,249
Other sorts (III. K)—										
United Kingdom (including Channel Islands)	22	8	19	3	3	12,343	4,366	5,690	2,101	2,709
Ceylon (excluding Maldives)	77
TOTAL BRITISH EMPIRE	22	8	19	3	3	12,380	4,366	5,690	2,101	2,709
TOTAL FOREIGN COUNTRIES
Share of Bengal	22	8	19	3	3	12,353	4,366	5,690	1,903	2,681
" Sind	309	123
" Madras
" Burma
TOTAL (PROTECTED)	22	8	19	3	3	12,380	4,366	5,690	2,101	2,709

No. 10—continued

ARTICLES, AND COUNTRIES OF CONSIGNMENT; ALSO SHARE OF EACH PROVINCE	QUANTITY					VALUE				
	1930-31	1931-32	1932-33	1933-34	1934-35	1930-31	1931-32	1932-33	1933-34	1934-35
	Tons	Tons	Tons	Tons	Tons	R	R	R	R	R
Metals and Ores—continued										
<i>Iron or steel—continued</i>										
<i>Sheets and plates—continued</i>										
<i>Tinned—continued</i>										
Total Tinned (III. K)—										
United Kingdom (including Channel Islands)	8,452	7,427	6,906	4,984	3,885	25,48,032	19,83,381	19,13,744	15,17,918	12,07,570
Other British Possessions	23	16	5	..	1	8,984	2,465	1,200	15	100
TOTAL BRITISH EMPIRE	8,475	7,443	6,911	4,984	3,886	25,47,016	19,85,796	19,14,944	15,17,933	12,07,670
Germany	..	6	71	1,024	356	39	1,458	22,804	5,34,632	1,02,049
Netherlands	5	22	1,570	5,820	..
Belgium	24	..	24	12	243	4,623	..	6,691	3,335	66,116
France	15	5,365
Italy (including Fiume)	11	88	852	3,045	24,941	2,59,565
United States of America— Via Atlantic Coast	8,752	148	..	218	384	29,24,375	45,119	..	56,840	59,173
Other Foreign Countries	5	20
TOTAL FOREIGN COUNTRIES	8,776	149	111	2,269	1,700	29,29,036	46,577	34,110	6,25,573	4,92,288
<i>Share of Bengal</i>	<i>4,343</i>	<i>3,305</i>	<i>3,405</i>	<i>1,890</i>	<i>797</i>	<i>14,30,205</i>	<i>7,70,368</i>	<i>9,36,627</i>	<i>4,96,062</i>	<i>3,62,064</i>
" Bombay	5,363	1,771	1,392	2,945	1,973	16,99,636	4,77,773	3,99,392	3,63,532	6,16,331
" Sind	2,436	102	367	776	1,329	9,60,915	35,493	2,19,014	2,11,156	3,57,888
" Madras	1,891	1,323	809	1,112	893	6,49,143	3,39,679	2,49,005	3,60,359	2,74,334
" Burma	2,653	1,175	643	790	685	7,35,153	3,11,561	1,45,108	2,12,373	1,88,791
TOTAL (PROTECTED)	17,251	7,598	7,026	7,243	5,586	54,76,052	19,85,373	19,49,054	21,43,508	16,99,958
Not galvanized or tinned—										
<i>Sheets up to one-eighth inch thick (III. K)—</i>										
United Kingdom (including Channel Islands)	14,530	11,596	14,611	14,131	16,370	21,63,763	16,49,471	18,48,788	19,52,164	24,53,334
Other British Possessions	3	1,911	48
TOTAL BRITISH EMPIRE	14,533	11,596	14,611	14,131	16,370	21,65,674	16,49,471	18,48,788	19,52,164	24,54,382
Germany	58	11	2	26	808	6,395	1,551	1,351	5,572	89,038
Netherlands	413	2	2	5	1	58,642	643	666	1,324	299
Belgium	4,035	1,792	1,699	2,364	2,619	4,23,792	1,80,337	1,46,311	2,31,166	2,37,769
Luxemburg	55	65	18	80	231	5,902	5,709	1,772	3,322	21,375
France	239	206	204	192	690	29,674	21,196	14,727	17,509	73,131
Japan	..	25	36	16	..	29	5,003	5,441	2,617	26
United States of America— Via Atlantic Coast	50	6	1	23,923	2,717	303
Other Foreign Countries	257	95	601
TOTAL FOREIGN COUNTRIES	4,900	2,107	1,931	2,533	4,360	5,50,614	2,13,053	1,70,268	2,67,104	4,73,056
<i>Share of Bengal</i>	<i>5,225</i>	<i>4,049</i>	<i>3,723</i>	<i>3,336</i>	<i>4,077</i>	<i>3,59,936</i>	<i>5,37,139</i>	<i>4,96,729</i>	<i>5,43,311</i>	<i>6,49,222</i>
" Bombay	4,361	4,192	5,971	4,683	3,793	5,35,143	5,77,734	6,61,427	5,43,591	11,11,493
" Sind	3,501	2,336	2,135	2,022	2,957	4,05,063	2,23,614	3,31,358	2,33,050	3,43,324
" Madras	2,109	2,123	2,653	2,923	2,423	4,60,570	2,73,511	3,64,767	3,71,434	2,70,144
" Burma	3,317	988	2,000	2,559	3,065	4,75,530	1,35,671	3,74,776	5,23,920	4,47,946
TOTAL	19,428	13,703	16,543	16,714	20,720	27,36,228	18,67,529	20,19,056	22,10,268	29,27,038

ARTICLES, AND COUNTRIES OF CONSIGNMENT; ALSO SHARE OF EACH PROVINCE	QUANTITY					VALUE				
	1930-31	1931-32	1932-33	1933-34	1934-35	1930-31	1931-32	1932-33	1933-34	1934-35
	Tons	Tons	Tons	Tons	Tons	Rs	Rs	Rs	Rs	Rs
Metals and Ores—continued										
<i>Iron or Steel—continued</i>										
<i>Sheets and Plates—continued</i>										
<i>Not galvanised or tinned—continued</i>										
<i>Plates over one-eighth inch thick (III. K)—</i>										
United Kingdom (including Channel Islands)	11,159	4,938	4,234	6,067	7,728	18,97,822	6,77,976	5,49,069	7,66,991	9,41,330
Other British Possessions	6	3	514	410	52	67	49
TOTAL BRITISH EMPIRE	11,165	4,941	4,234	6,067	7,728	18,98,336	6,78,386	5,49,121	7,67,058	9,41,379
Germany	164	50	1	13	115	17,512	2,028	258	1,198	16,101
Belgium	7,326	2,515	1,005	828	911	8,11,967	2,44,940	90,293	86,512	1,06,338
Luxemburg	226	22	25	..	20	20,115	6,912	2,020	..	2,797
France	231	948	65	75	148	22,629	27,601	4,096	6,948	15,726
Other Foreign Countries	1	..	12	1,072	55	2,899	17	101
TOTAL FOREIGN COUNTRIES	7,928	3,381	1,108	928	1,194	8,78,306	2,87,324	1,00,268	98,684	1,41,078
Share of Bengal	7,298	2,439	3,299	3,268	4,377	2,76,837	2,78,868	2,21,222	4,94,497	5,49,221
<i>Bombay</i>	4,162	2,549	821	1,261	2,265	7,44,919	3,06,624	1,98,221	1,60,252	2,39,239
<i>Sind</i>	1,249	1,018	122	499	679	1,22,922	1,21,211	14,712	46,267	62,677
<i>Madras</i>	2,541	1,321	799	880	939	2,22,199	1,66,419	25,429	1,99,307	1,19,972
<i>Burma</i>	2,863	728	501	1,119	672	2,22,973	99,792	61,522	1,49,249	66,747
TOTAL	19,098	6,272	6,248	7,098	2,922	24,21,652	6,65,720	6,40,284	8,00,942	10,82,457
Other sorts (III. K)—										
<i>United Kingdom (including Channel Islands)</i>	261	106	198	82	1,689	41,714	12,727	40,089	20,027	2,19,161
Germany	554	145	91,202	24,212
Other Foreign Countries	..	21	2	1	7	28	1,922	122	24	1,922
TOTAL FOREIGN COUNTRIES	554	21	2	1	152	91,230	1,922	122	24	26,134
Share of Bengal	729	119	200	84	1,791	1,24,705	12,242	40,227	20,111	2,45,261
<i>Bombay</i>	78	2	2,222	1,222	20
TOTAL	807	121	200	84	1,791	1,26,927	13,464	40,247	20,111	2,45,261
Total not galvanised or tinned (III. K)—										
<i>United Kingdom (including Channel Islands)</i>	25,940	16,640	19,042	20,221	25,747	27,83,809	22,46,184	24,27,946	27,20,021	28,14,475
<i>Other British Possessions</i>	9	3	2,425	410	52	87	97
TOTAL BRITISH EMPIRE	25,949	16,643	19,042	20,221	25,747	27,86,234	22,46,594	24,28,008	27,20,108	28,14,572

No. 10—continued

ARTICLES, AND COUNTRIES OF CONSIGNMENT; ALSO SHARE OF EACH PROVINCE	QUANTITY					VALUE				
	1930-31	1931-32	1932-33	1933-34	1934-35	1930-31	1931-32	1932-33	1933-34	1934-35
	Tons	Tons	Tons	Tons	Tons	R	R	R	R	R
Metals and Ores—continued										
Iron or Steel—continued										
Sheets and Plates—continued										
Total not galvanised or tinned (III. K)—continued										
Germany	758	67	8	87	1,068	1,16,116	9,577	1,606	6,758	1,29,502
Netherlands	418	2	9	5	1	58,642	945	728	1,824	209
Belgium	11,361	4,668	2,676	3,117	3,537	12,87,759	4,27,205	2,36,842	8,17,062	2,96,134
Luxemburg	281	147	43	80	251	26,017	12,621	3,792	8,322	24,642
France	520	554	269	267	338	52,313	48,597	19,423	24,457	68,357
Japan	28	30	16	..	29	5,613	5,441	2,617	25
United States of America—										
Via Atlantic Coast	50	6	13	..	1	23,036	2,717	2,827	..	849
" Pacific "	32
Other Foreign Countries	1	1,250	45	..	112	716
TOTAL FOREIGN COUNTRIES	13,392	5,459	3,042	3,522	5,696	15,15,144	5,07,320	2,70,669	3,61,152	6,40,434
Share of Bengal	13,272	5,327	2,712	2,736	10,245	13,60,222	3,84,903	2,12,325	2,72,729	14,44,264
" Bombay	2,479	2,749	2,792	2,644	10,553	12,87,395	3,36,192	2,67,272	2,08,242	12,96,031
" Sind	4,759	3,354	2,257	2,422	3,336	5,32,996	4,14,423	2,45,068	2,74,617	4,11,991
" Madras	5,659	3,659	2,362	3,453	3,367	7,42,760	4,39,920	4,40,139	4,80,352	4,99,117
" Burma	6,139	1,712	2,362	4,872	3,627	3,64,499	2,28,464	3,38,297	6,63,269	3,16,622
Protected, fabricated	781	162	94	152	75	1,70,251	46,848	27,012	25,557	19,225
Protected, others	37,068	21,316	21,754	23,335	30,325	50,11,591	26,97,087	26,36,876	30,09,666	41,51,697
Not protected	632	623	227	315	543	1,18,936	1,09,979	44,778	54,768	32,334
TOTAL	39,331	22,102	22,075	23,803	31,443	53,00,878	23,53,914	27,08,667	31,00,321	42,55,006
Total Sheets and Plates—	Tons	Tons	Tons	Tons	Tons					
United Kingdom (including Channel Islands)	122,768	79,006	75,616	76,965	82,398	2,47,26,939	1,49,32,176	1,30,54,756	1,40,85,098	1,48,58,273
Other British Possessions	39	19	6	..	2	7,796	3,276	1,679	..	730
TOTAL BRITISH EMPIRE	122,798	79,025	75,622	76,965	82,398	2,47,44,734	1,49,35,451	1,30,56,435	1,40,85,371	1,48,59,003
Germany	5,619	1,162	550	2,046	2,745	9,60,458	1,70,980	99,949	5,53,889	4,37,749
Netherlands	418	12	53	27	1	58,642	2,617	10,188	7,644	209
Belgium	59,535	32,059	23,303	3,650	5,632	99,11,497	60,45,737	35,48,465	11,87,220	7,51,322
Luxemburg	281	147	43	80	292	26,017	12,621	3,792	8,322	20,958
France	520	554	269	258	352	52,313	48,597	19,423	23,276	64,222
Italy (including Fiume)	11	32	352	2,045	24,941	2,59,568
Japan	1,147	605	1,393	2,504	2,742	3,25,115	1,15,168	2,58,521	6,18,251	5,20,837
United States of America—										
Via Atlantic Coast	10,698	328	19	240	270	35,16,697	76,060	6,578	66,906	72,752
" Pacific "	5	24	..	1	..	2,836	18,031	..	878	..
Other Foreign Countries	1	7	10	1,428	1,407	5	115	2,613
TOTAL FOREIGN COUNTRIES	78,216	34,096	26,142	14,919	12,447	1,49,55,023	64,91,716	39,38,964	24,96,164	21,82,783
Share of Bengal	36,392	42,451	35,742	32,102	40,340	1,65,94,523	78,13,599	63,14,012	58,74,753	70,35,766
" Bombay	59,931	39,402	34,369	39,494	25,099	1,11,34,422	30,15,749	54,99,943	51,53,052	43,14,396
" Sind	16,212	9,622	3,664	2,277	9,170	30,99,320	15,48,550	13,54,323	13,70,134	15,26,726
" Madras	18,627	12,389	11,622	10,260	7,676	36,36,863	20,50,306	19,33,373	19,77,773	16,88,694
" Burma	22,618	9,798	10,559	11,661	13,220	52,44,129	19,99,065	20,00,232	22,00,297	23,44,013
TOTAL	204,014	113,722	101,766	91,884	95,845	3,96,99,757	2,14,27,169	1,69,95,399	1,65,21,535	1,70,41,789

ARTICLES, AND COUNTRIES OF CONSIGNMENT; ALSO SHARE OF EACH PROVINCE	QUANTITY					VALUE				
	1920-21	1921-22	1922-23	1923-24	1924-25	1920-21	1921-22	1922-23	1923-24	1924-25
	Tons	Tons	Tons	Tons	Tons	Rs	Rs	Rs	Rs	Rs
Metals and Ores—continued										
Iron or Steel—continued										
Sleepers and Keys of Steel or Iron for railways (III. K)—United Kingdom (including Channel Islands)	2,255	4,775	1,954	2,472	4,095	4,52,200	7,25,948	2,07,450	2,24,260	6,22,241
Germany	275	285	16	59	105	27,085	21,127	1,125	5,544	11,264
Belgium	12,900	245	1,408	215	55	12,97,552	41,441	1,22,525	20,550	5,127
France	..	204	12,510
Other Foreign Countries	42	17	17	25	7	4,104	1,504	1,970	2,222	1,420
TOTAL FOREIGN COUNTRIES	14,278	522	1,441	400	168	14,22,742	90,922	1,22,704	40,030	18,270
Share of Bengal	621	625	229	412	402	22,120	1,42,079	22,545	22,522	22,722
.. Bombay	5,225	2,222	2,222	1,222	1,222	7,22,222	4,22,222	2,22,222	2,22,222	2,22,222
.. Sind	2,222	1,222	222	222	1,222	2,22,222	1,22,222	22,222	22,222	1,22,222
.. Madras	222	222	122	22	222	1,22,222	22,222	22,222	12,222	1,22,222
.. Burma	222	22	..
Protected	12,241	5,225	2,222	2,242	4,215	17,12,572	7,22,222	4,22,222	4,22,222	6,22,222
Not protected	1,122	222	222	222	222	2,22,222	22,222	22,222	22,222	22,222
TOTAL	15,222	5,222	2,222	2,222	4,222	19,22,222	92,222	4,22,222	4,22,222	6,22,222
Tubes, pipes and fittings, wrought (III. K)—										
United Kingdom (including Channel Islands)	17,222	11,222	9,222	12,222	12,222	22,22,222	22,22,222	22,22,222	22,22,222	22,22,222
Strait Settlements	12	1	1	2	2	12,222	1,222	1,222	222	22,222
Canada—Vid Atlantic Coast	22	222	22	..	22	2,222	22,222	22,222	..	12,222
Other British Possessions	2	2	1	4	12	2,222	2,222	222	1,222	2,222
TOTAL BRITISH EMPIRE	17,222	11,222	9,222	12,222	12,222	22,22,222	22,22,222	22,22,222	22,22,222	22,22,222
Finland	22	..	22	2,222	..	11,222
Sweden	2	2	12	4	22	2,222	2,222	2,222	1,222	2,222
Poland (including Danzig)	5,222	1,222	2,222	4,222	2,222	12,22,222	2,22,222	2,22,222	2,22,222	2,22,222
Germany	5,222	2,222	4,222	2,222	2,222	12,22,222	2,22,222	12,22,222	2,22,222	12,22,222
Netherlands	1,222	1,222	1,222	222	222	4,22,222	4,22,222	2,22,222	1,22,222	22,222
Belgium	2,222	1,222	222	222	1,222	2,22,222	2,22,222	2,22,222	1,22,222	2,22,222
France	2,222	222	222	1,222	1,222	2,22,222	22,222	22,222	2,22,222	2,22,222
Italy (including Fiume)	22	..	2	..	2	2,222	222	4,222	..	2,222
Czechoslovakia	222	222	222	1,222	2,222	1,22,222	22,222	1,22,222	2,22,222	2,22,222
Japan	222	222	222	222	1,222	1,22,222	2,22,222	1,22,222	2,22,222	2,22,222
United States of America—Vid Atlantic Coast	222	2,222	1,222	1,222	1,222	2,22,222	2,22,222	4,22,222	4,22,222	12,22,222
.. Pacific	1	2,222
Other Foreign Countries	1	2	22	12	12	2,222	1,222	2,222	2,222	2,222
TOTAL FOREIGN COUNTRIES	20,222	11,222	12,222	12,222	12,222	22,22,222	22,22,222	22,22,222	22,22,222	22,22,222
Share of Bengal	12,222	2,222	2,222	2,222	12,222	22,22,222	22,22,222	17,22,222	22,22,222	22,22,222
.. Bombay	2,222	2,222	2,222	2,222	2,222	22,22,222	17,22,222	12,22,222	12,22,222	12,22,222
.. Sind	12,222	2,222	2,222	2,222	2,222	22,22,222	12,22,222	17,22,222	12,22,222	12,22,222
.. Madras	2,222	2,222	2,222	2,222	2,222	12,22,222	12,22,222	2,22,222	2,22,222	2,22,222
.. Burma	2,222	2,222	2,222	2,222	2,222	12,22,222	2,22,222	2,22,222	2,22,222	2,22,222
Protected	2,222	12	2	222	222	12,22,222	11,222	1,222	1,22,222	22,222
Not protected	22,222	22,222	22,222	22,222	22,222	22,22,222	22,22,222	22,22,222	22,22,222	22,22,222
TOTAL	22,222	22,222	22,222	22,222	22,222	22,22,222	22,22,222	22,22,222	22,22,222	22,22,222

No. 10—continued

ARTICLES, AND COUNTRIES OF CONSIGNMENT; ALSO SHARE OF EACH PROVINCE	QUANTITY					VALUE				
	1930-31	1931-32	1932-33	1933-34	1934-35	1930-31	1931-32	1932-33	1933-34	1934-35
						R	R	R	R	R
Metals and Ores—continued										
Iron or Steel—continued										
Wire nails (III. K)—										
United Kingdom (including Channel Islands) . . .	Tons 195	Tons 179	Tons 213	Tons 236	Tons 163	48,179	34,761	46,967	55,418	42,698
Other British Possessions	5	1	26	207	259	1,480	255	4,071
TOTAL BRITISH EMPIRE	195	179	218	237	189	48,386	35,020	50,447	55,673	46,769
Estonia	48	28	10	9,196	4,518	1,968
Sweden	17	12	248	333	246	7,127	3,261	44,519	68,249	44,438
Germany	2,072	2,325	2,335	1,180	1,636	3,21,995	3,62,638	4,20,880	1,86,610	2,40,016
Netherlands	213	..	20	33	..	31,089	34	4,000	14,086	..
Belgium	5,624	6,202	5,789	4,005	5,262	8,97,473	9,61,920	10,82,538	6,56,413	8,09,629
Luxemburg	4	45	620	7,466
France	4	..	57	98	10	654	..	10,453	17,937	1,681
Italy (including Fiume) . . .	169	26	16	308	471	26,423	4,000	2,488	58,742	75,443
Austria	248	98	101	32	13	37,312	12,661	16,918	5,478	2,136
Hungary	1,255	277	653	851	900	1,94,538	41,702	1,09,139	1,36,958	1,30,250
Czechoslovakia	2,564	319	552	211	512	4,06,994	51,071	91,009	37,926	72,852
Japan	3,241	4,512	6,313	11	9	4,96,833	7,66,219	9,71,524
United States of America— Via Atlantic Coast	28	56	13	4,807	9,636
Other Foreign Countries	8	54	1,320	15	..
TOTAL FOREIGN COUNTRIES	12,214	9,277	12,980	11,706	15,464	19,32,817	14,41,853	22,82,163	19,43,165	23,64,965
Share of Bengal	3,345	2,159	2,330	3,106	3,963	6,71,343	3,61,008	4,36,468	4,30,373	5,73,423
.. Bombay	1,331	1,439	2,375	3,143	3,034	3,02,773	3,22,567	4,11,275	3,65,356	4,61,642
.. Sind	2,356	1,505	1,622	1,122	1,726	3,46,761	2,21,571	3,71,627	1,90,267	2,53,392
.. Madras	2,123	1,833	2,742	2,635	2,639	3,57,677	2,93,173	4,92,149	4,73,566	4,40,303
.. Burma	3,704	2,470	3,329	2,931	4,326	3,96,654	2,73,334	7,31,091	4,93,496	6,77,369
TOTAL, Protected	12,409	9,456	13,198	11,942	15,653	19,76,293	14,76,873	23,32,610	20,02,838	24,11,734
Wire rope—										
Black (III. K)—										
United Kingdom (including Channel Islands)	Tons 1,703	Tons 1,416	Tons 1,160	Tons 1,377	Tons 1,732	9,30,603	8,04,948	6,06,527	6,85,814	9,54,114
Other British Possessions . . .	1	1	3	1,018	1,296	1,067	245	933
TOTAL BRITISH EMPIRE	1,703	1,417	1,163	1,377	1,732	9,31,621	8,06,244	6,07,594	6,86,059	9,55,103
Germany	136	150	123	139	179	71,855	92,362	36,413	59,099	32,016
Italy (including Fiume) . . .	16	1	3,190	502	34
Austria	31	11,839	90
United States of America— Via Atlantic Coast	36	29	4	11	3	36,633	49,643	5,137	5,042	2,325
Other Foreign Countries . . .	31	12	22	4,652	3,040	..	156	6,255
TOTAL FOREIGN COUNTRIES	229	192	127	150	204	1,33,274	1,15,317	61,623	65,197	91,186
Share of Bengal	1,335	1,090	960	1,043	1,326	7,03,333	5,50,960	4,64,394	4,64,171	6,34,073
.. Bombay	7	7	6	3	10	6,963	3,943	6,932	5,135	5,471
.. Sind	49	41	15	33	23	36,411	57,303	2,164	31,364	15,417
.. Madras	103	132	33	33	301	63,170	1,03,321	42,967	43,913	1,33,443
.. Burma	423	239	224	333	336	3,74,353	1,97,969	1,45,360	3,02,624	3,67,376
TOTAL	1,932	1,609	1,290	1,527	1,936	10,94,965	9,21,591	6,69,217	7,51,266	10,46,286

ARTICLES, AND COUNTRIES OF CONSIGNMENT; ALSO SHARE OF EACH PROVINCE	QUANTITY					VALUE				
	1930-31	1931-32	1932-33	1933-34	1934-35	1930-31	1931-32	1932-33	1933-34	1934-35
Metals and Ore—continued						R	R	R	R	R
Iron or Steel—continued	Tons	Tons	Tons	Tons	Tons					
Wire rope—continued										
Galvanized (III. K)— United Kingdom (including Channel Islands)	957	649	489	507	708	5,52,842	3,78,872	2,97,325	3,93,805	3,73,102
Other British Possessions	7	..	4	..	6	5,808	570	3,373	447	1,173
TOTAL BRITISH EMPIRE	964	649	493	507	714	5,58,145	3,79,442	3,00,698	3,94,252	3,74,275
Germany	324	319	223	195	182	1,24,129	99,601	90,400	75,410	80,321
Belgium	32	94	18	79	19	5,327	18,152	6,468	27,357	7,906
Austria	11	6,107
Japan	24	17	158	1,834	5,834	40,060
United States of America— Via Atlantic Coast	3	3	1	3	6	2,758	1,039	673	663	3,432
" Pacific "	15	21,404
Other Foreign Countries	6	4,218	..	371	1	71
TOTAL FOREIGN COUNTRIES	391	416	236	294	355	1,74,038	1,19,799	99,745	1,03,364	1,21,868
Share of Bengal	756	622	317	353	611	3,77,337	3,22,893	1,53,743	1,31,935	2,54,931
" Bombay "	148	187	171	171	201	23,161	23,993	79,199	31,599	1,09,466
" Sind "	62	34	43	44	63	43,435	19,319	30,319	16,563	23,924
" Madras "	202	197	21	33	103	1,16,566	97,369	37,586	42,604	48,331
" Burma "	186	184	141	146	126	1,11,319	79,115	79,626	80,913	73,845
TOTAL	1,355	1,064	759	801	1,169	7,32,208	4,97,740	4,00,353	4,08,576	5,06,329
Wire, other than fencing wire (III. K)—	Tons	Tons	Tons	Tons	Tons					
United Kingdom (including Channel Islands)	956	326	1,141	855	963	2,82,148	2,57,249	2,52,944	2,54,690	2,78,419
Other British Possessions	..	4	1	24	6	835	1,484	1,103	1,031	1,406
TOTAL BRITISH EMPIRE	956	330	1,142	879	969	2,84,033	2,58,733	2,54,047	2,55,721	2,79,825
Sweden	14	18	9	12	112	5,194	5,150	3,013	4,774	19,844
Germany	6,594	4,450	3,994	3,905	2,338	10,58,215	6,90,275	6,99,093	4,10,566	3,47,941
Netherlands	405	6	25	39	23	66,524	956	4,015	5,742	2,994
Belgium	3,054	3,257	2,649	1,853	1,698	4,41,810	4,57,302	4,12,103	2,82,377	2,52,791
France	6	..	195	159	109	1,053	10	29,032	26,445	16,990
Italy (including Fiume)	212	205	46	4	23	35,216	28,764	12,171	590	18,320
Austria	50	99	65	43	60	7,433	14,073	16,565	10,275	16,014
Hungary	171	..	8	57	14	23,618	..	1,362	3,423	2,335
Czechoslovakia	761	460	429	165	109	1,05,197	61,064	67,774	24,193	17,716
Japan	..	15	1,080	2,311	3,964	35	2,947	2,20,398	4,04,343	6,13,733
United States of America— Via Atlantic Coast	132	94	..	103	35	21,739	17,249	1,181	16,335	6,519
" Pacific "	160
Other Foreign Countries	..	2	..	11	..	38	658	3	755	10
TOTAL FOREIGN COUNTRIES	11,359	6,000	6,489	7,540	8,490	17,66,077	12,82,908	14,56,724	12,00,830	19,12,157
Share of Bengal	6,622	3,956	3,890	3,160	4,410	9,84,291	6,75,590	7,36,758	5,68,636	7,42,158
" Bombay "	2,963	2,160	2,944	2,082	2,117	4,80,339	3,46,745	4,93,539	3,59,038	3,76,636
" Sind "	2,675	2,213	1,748	1,961	1,627	3,87,491	3,06,331	3,77,691	2,17,867	2,47,516
" Madras "	490	478	549	720	686	1,04,303	91,307	1,04,515	1,37,861	1,20,518
" Burma "	595	635	603	635	653	1,13,638	1,21,660	92,367	86,309	1,12,855
Protectorate	—	—	9,566	7,975	9,254	—	—	16,91,398	13,85,657	15,88,700
Not protected	—	—	65	463	224	—	—	19,472	70,804	53,232
TOTAL	12,345	9,430	9,681	8,428	9,478	20,50,110	15,41,638	17,10,770	14,56,551	18,91,932

No. 10—continued

ARTICLES, AND COUNTRIES OF ORIGIN; ALSO SHARE OF EACH PROVINCE	QUANTITY					VALUE				
	1930-31	1931-32	1932-33	1933-34	1934-35	1930-31	1931-32	1932-33	1933-34	1934-35
						R	R	R	R	R
Iron and Steel—continued										
Iron or Steel—continued										
Other manufactures of iron or steel (III. K) (a)—	Tons	Tons	Tons	Tons	Tons					
United Kingdom (including Channel Islands)	16,894	10,098	7,576	9,207	9,807	68,85,311	32,31,244	22,22,699	25,20,388	31,09,863
Ceylon (excluding Maldives)	16	8	8	8	18	8,704	4,249	3,741	2,104	1,647
Straits Settlements	7	..	19	4	9	3,455	9	7,118	1,454	511
Commonwealth of Australia	9	4	5,411	..	957	3,824	4,938
Other British Possessions	2	4	12	..	1	3,774	1,601	5,070	877	60
TOTAL BRITISH EMPIRE	16,428	10,110	7,615	9,214	9,839	68,55,655	32,37,108	22,39,580	25,27,047	31,16,519
Germany	700	865	706	243	824	1,76,062	2,08,659	1,66,971	67,988	82,991
Netherlands	15	..	833	166	4	3,956	1,542	81,152	44,038	7,040
Belgium	12,106	4,705	4,848	3,225	3,485	17,09,626	5,52,956	5,54,160	3,91,244	4,41,464
Luxemburg	460	..	11	39,151	..	1,432
France	56	29	111	60	117	16,873	2,958	14,482	7,569	16,775
Italy (including Fiume)	54	15	3	3	174	16,371	4,927	1,216	3,437	51,020
Austria	40	20	2	2	1	19,888	7,306	2,344	1,252	428
Yugo-slavia (Kingdom of the Serbs, Croats and Slovenes)	13	8	3	44	208	3,790	2,391	1,032	12,926	62,474
Czechoslovakia	97	109	70	46	374	25,165	26,737	24,110	15,821	1,04,897
Japan	13	..	14	29	49	1,616	52	2,270	7,188	14,664
United States of America—										
Via Atlantic Coast	1,489	799	84	98	156	4,07,268	1,40,000	50,558	35,480	58,761
" Pacific "	18	3	..	2	..	15,872	6,315	..	1,165	105
Other Foreign Countries	22	77	53	81	25	4,177	5,691	5,080	10,189	4,376
TOTAL FOREIGN COUNTRIES	14,719	6,021	6,777	3,994	4,023	24,00,059	9,57,538	9,42,829	5,98,293	8,47,027
Share of Bengal	7,877	5,205	4,736	3,778	3,503	22,80,376	13,73,965	10,91,684	11,17,617	16,32,499
" Bombay	6,464	6,615	5,418	6,454	3,718	19,33,638	14,38,810	12,60,582	13,28,758	10,13,358
" Sind	12,098	2,606	2,129	1,306	2,731	21,95,498	6,87,311	3,47,209	2,19,439	5,39,385
" Madras	3,467	1,287	1,413	1,213	1,686	16,92,619	3,98,676	3,63,346	2,97,049	4,49,752
" Burma	1,436	1,017	644	837	690	6,45,161	3,36,374	2,19,288	1,63,077	2,77,762
{ Protected	15,035	10,066	9,023	8,808	7,340	30,58,686	18,08,101	13,94,600	16,19,431	12,92,932
{ Not protected	16,112	6,665	5,369	4,400	6,976	37,08,628	33,86,536	17,87,419	15,06,509	26,70,614
TOTAL	31,147	16,781	14,892	13,208	14,322	87,57,814	41,94,636	31,82,109	31,25,940	39,63,546
Total Iron or Steel—	Tons	Tons	Tons	Tons	Tons					
United Kingdom (including Channel Islands)	281,115	145,632	119,899	141,679	159,711	5,13,33,689	3,11,52,247	2,42,13,431	2,88,80,602	3,22,97,264
Ceylon (excluding Maldives)	1,475	740	1,210	814	1,246	1,14,868	50,099	56,108	30,189	43,090
Straits Settlements	40	8	41	22	85	81,236	4,246	12,555	6,257	31,368
Canada—										
Via Atlantic Coast	117	227	90	50	105	44,562	61,697	27,334	17,773	24,603
Commonwealth of Australia	14	..	3	3	21	3,458	306	1,634	3,304	7,917
Other British Possessions	131	52	56	43	30	10,632	5,847	6,857	1,989	1,572
TOTAL BRITISH EMPIRE	283,892	146,659	121,259	142,610	156,198	5,15,43,085	3,12,50,942	2,43,10,919	2,84,40,514	3,24,05,814

(a) Includes protected items for railways, e.g., spikes and tiebars, switches, crossings, and the like materials not made of alloy steel.

ARTICLES, AND COUNTRIES OF CONSIGNMENT; ALSO SHARE OF EACH PROVINCE	QUANTITY					VALUE				
	1930-31	1931-32	1932-33	1933-34	1934-35	1930-31	1931-32	1932-33	1933-34	1934-35
	Tons	Tons	Tons	Tons	Tons	Rs	Rs	Rs	Rs	Rs
Metals and Ores—continued										
Iron or Steel—continued										
Total Iron or Steel—continued										
Finland	59	6	103	249	313	16,123	18,467	54,448	73,214	90,256
Holland	85	40	17	40,634	30,098	8,025
Sweden	1,290	2,323	1,705	2,349	2,569	6,77,434	10,86,969	7,69,441	9,97,690	10,39,005
Norway	1,753	1,066	1,547	1,391	1,450	5,50,001	3,32,049	4,49,161	3,65,149	3,54,543
Denmark	34	29	18	56	62	12,533	12,540	10,042	17,021	13,075
Poland (including Danzig)	5,364	1,397	3,619	4,471	4,436	19,24,146	2,62,314	3,24,014	3,75,339	3,17,673
Germany	23,315	23,415	18,990	13,756	27,264	69,94,319	41,07,706	41,75,211	37,37,353	50,13,447
Netherlands	4,659	2,320	2,148	2,917	1,651	9,49,906	7,09,377	6,99,974	5,66,344	3,37,340
Belgium	143,765	73,033	63,410	39,043	41,393	2,13,13,737	1,13,66,733	93,37,334	55,74,593	53,50,021
Luxemburg	4,003	2,599	2,653	2,733	2,639	4,43,000	2,43,324	2,33,473	2,25,423	2,09,036
France	22,103	9,001	6,577	6,357	3,424	22,75,341	6,31,306	7,69,536	3,63,533	10,95,304
Italy (including Trieste)	663	345	239	433	1,565	1,59,073	1,23,564	37,457	1,00,734	4,19,693
Austria	1,312	1,052	661	430	355	3,99,433	2,71,966	2,66,139	1,73,010	1,42,239
Hungary	1,664	354	716	1,035	929	2,34,237	77,534	1,23,764	1,75,399	1,33,343
Czechoslovakia	5,426	2,300	2,359	2,347	5,733	10,22,697	3,23,599	3,72,406	6,30,533	12,01,367
Yugo-Slavia (Kingdom of the Serbs, Croats and Slovenes)	15	9	3	44	309	4,512	2,571	1,229	13,003	64,117
Iraq	237	97	..	43	72	11,603	2,996	9	3,323	4,767
Iran	41	36	49	229	330	4,763	4,340	1,314	7,703	16,116
Japan	2,143	1,154	7,732	14,953	17,316	5,14,033	2,73,236	13,39,045	27,43,770	32,04,599
United States of America—										
 Via Atlantic Coast	14,922	5,137	2,113	2,430	2,624	49,16,563	12,33,337	6,17,454	6,46,467	6,95,005
 Pacific "	42	23	30	3	..	43,564	25,447	4,123	2,131	407
 Other Foreign Countries	16	20	26	1	3	4,164	4,137	3,200	1,355	2,073
TOTAL FOREIGN COUNTRIES	254,469	126,533	115,390	100,065	119,554	4,32,71,907	2,35,11,047	2,05,01,723	1,79,19,603	2,09,41,113
Share of Bengal	174,241	36,313	75,322	73,369	101,323	3,49,33,749	1,71,79,364	1,45,29,355	1,59,99,733	2,01,99,319
 Bombay	139,899	90,132	77,779	77,966	73,139	3,43,37,733	1,72,43,304	1,39,51,211	1,35,37,337	1,36,73,737
 Sind	79,325	33,197	33,333	33,377	45,931	1,49,37,219	73,33,196	64,39,339	53,99,373	77,07,351
 Madras	60,717	33,923	37,913	33,033	37,171	1,19,39,343	63,33,439	53,39,133	56,97,333	66,14,734
 Burma	43,323	34,123	31,333	23,379	37,337	1,07,33,333	36,13,333	47,39,333	54,73,333	63,33,333
Protected	241,373	176,600	161,366	153,333	173,321	3,93,42,303	2,06,10,677	2,07,06,301	2,72,33,017	2,95,34,133
Not protected	145,933	99,597	75,313	37,337	100,931	3,43,73,439	2,31,30,312	1,31,23,227	1,01,23,096	2,36,39,773
TOTAL	487,301	273,197	237,179	243,373	274,732	9,43,14,903	5,37,70,969	4,43,13,647	4,63,60,116	5,32,40,927
Lead—										
Unwrought—										
Ore (L. P)—										
United Kingdom (including Channel Islands)	15	..	3	217	177	5,304	..	643	64,634	47,333
France	237	259	243	143	79	33,422	33,975	31,730	44,937	30,331
Other Foreign Countries	4	1,373	..	160
TOTAL FOREIGN COUNTRIES	241	259	243	143	79	39,307	33,975	31,940	44,937	30,331
Share of Bengal	44	39	40	45	37	16,324	19,739	16,373	13,397	16,133
 Bombay	33	63	72	34	75	31,409	23,243	19,461	33,473	30,133
 Sind	139	164	133	233	134	47,333	33,933	44,337	37,331	33,133
TOTAL	256	259	245	332	250	95,911	33,975	33,333	1,09,331	63,463

No. 10—continued

ARTICLES, AND COUNTRIES OF CONSIGNMENT; ALSO SHARE OF EACH PROVINCE	QUANTITY					VALUE				
	1930-31	1931-32	1932-33	1933-34	1934-35	1930-31	1931-32	1932-33	1933-34	1934-35
Metals and Ores—continued						R	R	R	R	R
Lead— continued										
Unwrought—continued										
Fig (III. L)—	Owts.	Owts.	Owts.	Owts.	Owts.					
United Kingdom (including Channel Islands)	929	3,089	1,719	1,336	1,012	14,311	36,127	21,193	14,223	10,712
Ceylon (excluding Maldives)	1,933	961	1,664	1,240	662	21,315	9,227	15,145	10,191	6,073
Mauritius and Dependencies	825	56	10,040	680
Other British Possessions	13	19	11	233	190	125
TOTAL BRITISH EMPIRE	3,700	4,106	3,383	2,595	1,685	46,404	46,034	36,338	24,604	16,910
TOTAL FOREIGN COUNTRIES	101	1	398	..	324	2,009	32	4,118	..	2,373
Share of Bengal	39	112	236	106	116	1,715	2,345	2,973	1,373	1,129
.. Bombay	999	53	13	43	11	11,333	708	126	535	125
.. Sind	23	952	10	2	30	396	13,369	152	25	309
.. Madras	2,437	2,988	2,513	2,439	1,352	29,422	39,644	37,127	22,671	13,220
.. Burma	393	..	10	5,043	..	74
TOTAL	3,801	4,107	3,731	2,595	2,009	43,413	46,066	40,461	24,604	19,733
Other sorts (III. L)—	Owts.	Owts.	Owts.	Owts.	Owts.					
United Kingdom (including Channel Islands)	165	203	167	349	27	2,317	2,111	1,969	3,538	371
Ceylon (excluding Maldives)	85	211	590	1,163	2,067	570	1,595	3,671	6,228	11,208
TOTAL BRITISH EMPIRE	250	414	777	1,512	2,094	2,887	3,706	5,640	9,766	12,080
TOTAL FOREIGN COUNTRIES	36	53	9	20	..	751	437	266	442	..
Share of Bengal	5	102	2	2	4	96	300	42	31	24
.. Bombay	146	59	194	266	22	1,025	525	2,192	3,399	777
.. Madras	25	211	590	1,163	2,067	296	1,604	3,671	6,228	11,208
.. Burma	169	100	2,221	1,364
TOTAL	326	473	786	1,532	2,094	3,638	4,193	5,006	10,208	12,080
Wrought—										
Pipes and Tubes (III. L)—	Owts.	Owts.	Owts.	Owts.	Owts.					
United Kingdom (including Channel Islands)	2,748	3,033	5,103	6,437	3,099	77,014	76,298	1,12,333	1,11,448	1,51,253
Other British Possessions	103	1,705	40	..
TOTAL BRITISH EMPIRE	2,851	3,033	5,103	6,437	3,099	78,720	76,298	1,12,333	1,11,488	1,51,253
Germany	303	309	422	912	42	16,437	17,915	14,400	13,248	3,444
Belgium	5,436	2,637	861	12	10	1,01,607	42,318	13,519	230	130
Other Foreign Countries	191	77	411	167	397	3,866	1,867	5,632	3,942	6,369
TOTAL FOREIGN COUNTRIES	6,430	3,023	1,694	1,091	449	1,21,910	62,100	33,551	17,410	9,943
Share of Bengal	2,302	1,674	1,754	1,795	2,063	43,010	31,990	29,537	29,235	23,429
.. Bombay	4,397	3,419	3,439	4,497	4,317	39,392	56,626	56,143	64,755	53,561
.. Sind	234	309	296	327	419	6,655	5,261	5,697	4,907	5,529
.. Madras	374	942	1,012	722	1,493	40,575	40,012	59,805	37,314	59,807
.. Burma	326	269	260	177	107	15,428	3,909	3,317	2,377	3,016
TOTAL	9,339	6,006	6,802	7,528	3,548	2,00,630	1,39,398	1,45,984	1,28,898	1,61,201

ARTICLES, AND COUNTRIES OF CONSIGNMENT; ALSO SHARE OF EACH PROVINCE	QUANTITY					VALUE				
	1930-31	1931-32	1932-33	1933-34	1934-35	1930-31	1931-32	1932-33	1933-34	1934-35
						₹	₹	₹	₹	₹
Metals and Ores—continued										
Lead—continued										
Wrought—continued										
Sheets (III. L.)—	Owts.	Owts.	Owts.	Owts.	Owts.					
United Kingdom (including Channel Islands)	5,910	9,268	7,685	9,661	11,143	95,076	1,19,042	87,910	1,09,509	1,21,099
Other British Possessions	145	340	7	26	146	2,413	3,091	177	154	361
TOTAL BRITISH EMPIRE	6,055	9,508	7,692	9,687	11,289	97,489	1,22,733	88,087	1,09,663	1,21,460
Belgium	4,476	1,313	497	..	71	74,867	21,300	5,506	..	1,021
France	451	784	7,300	8,890
Other Foreign Countries	334	345	11	12	14	6,037	4,038	354	329	662
TOTAL FOREIGN COUNTRIES	5,311	2,942	508	12	85	88,210	34,727	5,860	329	1,673
Share of Bengal	4,033	4,676	2,934	4,754	4,415	66,032	39,027	46,358	54,172	48,172
.. Bombay	4,033	3,707	2,080	1,934	4,765	66,325	45,373	23,075	21,443	52,065
.. Sind	324	2,362	541	1,668	735	3,312	29,735	6,446	13,960	5,861
.. Madras	1,447	243	1,118	662	1,445	35,115	13,233	12,375	7,297	19,092
.. Burma	1,575	761	479	691	374	18,029	9,192	5,898	3,009	3,326
TOTAL	11,366	12,450	8,200	9,699	11,374	1,85,699	1,57,460	93,947	1,09,992	1,23,133
Sheets for tea-chests (III. L.)—	Owts.	Owts.	Owts.	Owts.	Owts.					
United Kingdom (including Channel Islands)	2,431	861	732	820	395	62,137	22,516	14,837	14,734	5,066
Ceylon (excluding Maldives)	2,722	1,059	129	..	142	58,373	31,680	779	6	662
Union of South Africa	1	30
TOTAL BRITISH EMPIRE	5,153	2,920	861	820	538	1,15,510	54,196	15,616	14,740	5,747
Share of Bengal	2,859	1,320	259	177	204	53,776	27,135	3,511	2,495	2,937
.. Bombay	16	27,311	271
.. Madras	2,303	1,600	536	622	291	56,734	..	11,964	11,934	2,316
.. Burma	30	42	303	444
TOTAL	5,153	2,920	861	820	538	1,15,510	54,196	15,616	14,740	5,747
Other sorts (III. L.)—	Owts.	Owts.	Owts.	Owts.	Owts.					
United Kingdom (including Channel Islands)	3,107	1,233	2,508	4,447	2,278	90,622	39,606	60,560	1,01,763	71,661
Ceylon (excluding Maldives)	732	562	2,483	312	167	7,493	4,790	15,331	1,762	1,117
Other British Possessions	256	55	4	46	54	3,035	594	49	401	656
TOTAL BRITISH EMPIRE	4,095	1,800	4,995	4,805	2,499	1,01,175	44,990	75,940	1,03,926	73,434
Germany	107	264	108	322	1,027	3,461	13,725	4,041	42,946	57,725
Netherlands	65	4	38	108	226	2,097	168	1,476	3,304	10,574
Belgium	739	80	258	69	2	16,432	1,537	3,667	1,245	45
France	1,111	810	667	58	25	32,031	17,643	13,638	4,767	1,907
Other Foreign Countries	397	690	70	137	102	6,609	9,306	1,435	4,644	5,267
TOTAL FOREIGN COUNTRIES	2,470	1,848	1,141	1,334	1,362	60,600	41,972	24,307	61,806	75,519
Share of Bengal	2,381	1,736	2,020	1,274	1,049	69,937	49,353	43,431	48,140	45,605
.. Bombay	1,764	1,376	1,121	1,696	1,240	32,233	22,268	24,367	28,131	34,038
.. Sind	338	329	373	996	964	11,695	3,321	10,696	42,940	48,915
.. Madras	1,350	293	2,670	2,036	539	36,930	5,001	21,127	1,34,364	15,809
.. Burma	182	55	12	87	89	4,928	1,599	636	2,267	4,895
TOTAL	6,565	3,748	6,136	6,139	3,861	1,61,775	86,062	1,00,247	2,55,792	1,48,058

No. 10—continued

ARTICLES, AND COUNTRIES OF CONSIGNMENT; ALSO SHARE OF EACH PROVINCE	QUANTITY					VALUE				
	1980-81	1981-82	1982-83	1983-84	1984-85	1980-81	1981-82	1982-83	1983-84	1984-85
Metals and Ores—continued						R	R	R	R	R
Lead—concluded										
Total Lead (excluding Ore)—	Owts.	Owts.	Owts.	Owts.	Owts.					
United Kingdom (including Channel Islands)	15,290	17,787	17,089	23,050	22,954	3,42,077	2,96,000	2,98,862	4,45,265	3,61,560
Ceylon (excluding Maldives)	5,617	3,933	4,873	2,741	3,184	85,639	50,988	86,103	18,343	19,022
Mauritius and Dependencies	325	56	10,040	680
Other British Possessions	375	55	4	65	66	5,029	594	49	631	801
TOTAL BRITISH EMPIRE	22,107	21,791	22,816	25,856	26,204	4,42,785	3,48,267	3,84,004	4,64,239	3,82,233
Germany	1,197	1,417	541	1,754	1,079	24,405	34,639	18,795	56,808	61,758
Netherlands	166	6	47	198	241	3,419	242	1,742	3,214	11,622
Belgium	10,751	4,580	2,014	81	407	1,92,806	65,655	26,805	1,465	4,069
France	1,780	1,607	679	66	38	43,412	27,608	14,718	5,681	2,657
Japan	31	8	419	220	425	1,104	184	5,119	3,060	6,082
Other Foreign Countries	578	804	50	193	50	8,144	10,990	968	4,955	3,820
TOTAL FOREIGN COUNTRIES	14,458	8,422	3,760	2,657	2,240	2,73,480	1,39,313	63,147	79,981	90,008
Share of Bengal	12,171	9,876	3,315	3,009	7,361	2,44,636	1,71,200	1,25,732	1,35,346	1,31,477
" Bombay	11,349	8,619	3,903	3,531	19,356	2,07,218	1,35,835	1,06,106	1,18,778	1,45,534
" Sind	969	3,943	1,320	3,993	3,298	23,563	56,536	23,135	66,332	64,714
" Madras	3,336	6,333	9,427	7,705	7,367	1,39,073	1,13,000	1,37,010	3,09,308	1,13,346
" Burma	3,645	1,173	761	275	642	52,779	15,964	19,119	13,456	11,699
TOTAL	36,565	30,203	26,576	28,513	28,444	7,16,265	4,87,575	4,02,151	5,44,220	4,72,291
Quintal (H. L.)—	Lbs.	Lbs.	Lbs.	Lbs.	Lbs.					
United Kingdom (including Channel Islands)	43,833	43,011	26,345	27,320	31,793	1,93,734	1,00,553	83,267	63,831	53,445
Other British Possessions	152	152	10	12	47	612	660	32	39	166
TOTAL BRITISH EMPIRE	44,035	43,163	26,355	27,332	31,750	1,94,346	1,01,213	83,299	63,870	53,611
Germany	5,371	193	2,234	4,443	637	23,495	971	10,723	16,563	3,019
Belgium	1,875	32	5	7,449	50	21
France	1,904	5,724	..
Spain	4,510	1,300	17,501	23,345	43,341	13,973	8,076	57,096	52,332	99,643
Italy (including Fiume)	121,593	160,683	255,599	219,317	125,477	5,11,129	6,53,107	8,61,615	6,03,109	3,07,737
Austria	3,600	6,030	14,400	24,120
United States of America—										
Via Atlantic coast	7,650	10	..	305	32	24,550	104	..	2,435	32
" Pacific	..	800	5	..	1,500	23
Other Foreign Countries	1,923	771	35	29	110	3,177	3,123	123	94	383
TOTAL FOREIGN COUNTRIES	146,521	169,920	275,369	250,243	170,107	6,18,173	6,61,056	9,29,565	6,85,807	4,09,963
Share of Bengal	68,034	54,736	101,133	94,074	69,454	3,06,399	2,12,966	3,39,319	2,37,766	1,60,995
" Bombay	76,610	93,433	92,336	77,346	34,736	3,10,310	4,12,641	3,33,739	3,06,373	34,336
" Sind	63	153	4,732	3,733	132	388	907	9,910	9,345	515
" Madras	37,323	57,979	90,333	94,320	73,667	1,30,370	2,36,373	3,03,530	2,36,694	1,36,646
" Burma	3,471	6,737	12,603	7,617	3,363	34,447	33,377	41,407	19,010	21,023
TOTAL	190,566	213,083	303,224	277,580	191,857	8,12,524	8,82,269	10,12,864	7,40,717	4,63,674

ARTICLES, AND COUNTRIES OF CONSIGNMENT; ALSO SHARE OF EACH PROVINCE	QUANTITY					VALUE				
	1930-31	1931-32	1932-33	1933-34	1934-35	1930-31	1931-32	1932-33	1933-34	1934-35
Metals and Ores—continued										
Solder (III. L)—										
United Kingdom (including Channel Islands)	Owts. 8,233	Owts. 5,704	Owts. 5,129	Owts. 5,048	Owts. 7,151	Rs. 4,63,484	Rs. 2,95,931	Rs. 2,69,879	Rs. 4,04,185	Rs. 5,38,499
Other British Possessions	1	75	5	4
TOTAL BRITISH EMPIRE	8,234	5,704	5,129	5,048	7,151	4,63,560	2,95,931	2,69,879	4,04,190	5,38,503
TOTAL FOREIGN COUNTRIES	4	10	1	13	12	681	884	153	1,122	1,448
Share of Bengal	4,455	1,740	1,629	2,035	2,254	2,52,423	92,534	87,388	1,22,893	2,06,545
" Bombay	732	1,619	1,001	1,967	1,226	43,122	23,424	43,551	1,91,492	1,19,616
" Sind	219	630	220	259	415	42,265	24,022	19,915	20,200	26,791
" Madras	293	1,115	1,261	739	1,651	59,947	55,976	72,781	54,766	92,122
" Burma	1,178	599	268	692	1,027	88,164	31,843	64,269	55,226	94,718
TOTAL	8,238	5,714	5,129	5,068	7,198	4,64,191	2,96,765	2,70,032	4,05,212	5,39,961
Tin—										
Unwrought (blocks, ingots, bars, and slabs) (III. L)—										
United Kingdom (including Channel Islands)	Owts. 1,034	Owts. 725	Owts. 821	Owts. 1,028	Owts. 1,216	Rs. 1,10,870	Rs. 92,209	Rs. 80,545	Rs. 1,20,729	Rs. 2,10,322
Straits Settlements	52,059	44,465	46,698	37,304	44,277	52,81,247	40,60,495	45,70,399	52,26,275	67,49,460
Other British possessions	19	53	22	27	9	1,752	4,502	2,907	2,765	1,447
TOTAL BRITISH EMPIRE	54,161	45,251	47,541	38,364	45,602	53,92,969	41,27,212	46,53,851	54,20,269	69,61,229
China (exclusive of Hong-kong and Macao)	201	..	8	10	..	15,899	..	454	1,567	..
Japan	24	..	70	40	20	3,275	..	5,608	6,900	4,650
United States of America—										
Via Atlantic Coast	250	5,698
Other Foreign Countries	12	20	..	1,469	2,112	28
TOTAL FOREIGN COUNTRIES	247	..	78	70	280	20,733	..	6,069	11,485	10,281
Share of Bengal	22,974	27,018	22,626	25,601	21,026	22,20,019	25,04,725	27,79,021	26,15,658	46,90,292
" Bombay	14,022	12,129	12,244	7,745	9,472	12,07,969	11,21,225	12,24,524	11,25,219	14,00,912
" Sind	927	711	324	1,167	1,297	22,244	22,212	20,419	1,22,991	2,21,029
" Madras	5,152	4,202	4,959	2,277	2,206	5,19,742	2,21,226	4,47,912	4,64,219	4,47,427
" Burma	763	521	622	416	521	1,06,225	67,022	27,262	62,267	91,222
TOTAL	54,408	45,251	47,616	38,224	45,822	54,17,702	41,27,212	46,59,910	54,21,754	69,71,629
Wrought (including Plates or Sheets not being tinned iron)—										
Tin Foils (III. L)—										
United Kingdom (including Channel Islands)	Owts. 6	Owts. 8	Owts. 508	Owts. 11	Owts. 20	Rs. 1,265	Rs. 1,502	Rs. 21,157	Rs. 2,774	Rs. 4,240
Belgium	94	7	77	11	22	15,660	828	11,948	1,927	4,871
Other Foreign Countries	24	12	9	25	20	5,221	828	1,202	3,127	3,520
TOTAL FOREIGN COUNTRIES	128	19	86	36	42	20,881	1,656	12,146	5,124	8,201

No. 10—continued

ARTICLES, AND COUNTRIES OF CONSIGNMENT; ALSO SHARE OF EACH PROVINCE	QUANTITY					VALUE				
	1930-31	1931-32	1932-33	1933-34	1934-35	1930-31	1931-32	1932-33	1933-34	1934-35
Metals and Ores—continued										
Tin—continued										
Wrought, etc.—continued	Owts.	Owts.	Owts.	Owts.	Owts.	Rs	Rs	Rs	Rs	Rs
Tinplate (III. L)—continued										
Share of Bengal	4	7	3	7	9	325	397	492	1,656	2,312
.. Bombay	119	18	539	35	59	19,220	1,457	43,132	4,533	8,771
.. Sind	3	2	2	4	1	576	371	393	577	332
.. Madras	9	..	2	255	43	238	21	74
.. Burma	6	1	2	1,260	938	462
TOTAL	134	27	580	47	62	22,146	3,168	44,303	7,898	12,441
Other sorts (III. L) (c)—										
United Kingdom (including Channel Islands)	Owts.	Owts.	Owts.	Owts.	Owts.					
United Kingdom (including Channel Islands)	254	124	105	164	494	4,935	8,309	5,656	10,832	23,333
Other British Possessions	3	15	193	2,336
TOTAL BRITISH EMPIRE	254	124	105	167	499	4,935	8,309	5,656	11,025	31,169
Germany	2	23	45	143	108	309	4,705	5,643	23,772	7,247
Other Foreign Countries	1	..	14	1	..	186	4	2,047	300
TOTAL FOREIGN COUNTRIES	2	23	45	160	109	309	4,892	5,647	23,819	7,547
Share of Bengal	123	126	262	563	..	10,617	2,611	24,270	22,218
.. Bombay	6	12	14	62	15	1,972	1,500	1,692	4,531	2,573
.. Sind	1	3	192	430	193
.. Madras	249	29	..	6	14	3,939	599	..	305	2,197
.. Burma	1	..	1	10	..	95	..	123	1,615
TOTAL	256	168	150	327	608	5,244	13,201	11,303	29,844	33,716
Total Tin—	Owts.	Owts.	Owts.	Owts.	Owts.					
United Kingdom (including Channel Islands)	1,344	857	1,429	1,193	1,820	1,17,070	72,020	1,17,353	1,44,333	2,43,405
Straits Settlements	53,053	44,403	46,033	37,303	44,201	52,81,347	40,60,495	45,70,399	52,86,426	67,51,057
Other British Possessions	19	53	22	23	10	1,752	4,503	2,907	3,307	1,536
TOTAL BRITISH EMPIRE	54,421	45,332	48,149	38,438	46,121	54,00,169	41,37,023	46,90,664	54,24,066	69,96,048
Germany	23	50	53	155	120	5,053	5,544	6,613	27,633	9,420
Belgium	93	7	77	31	22	16,236	323	11,943	5,037	4,371
China (exclusive of Hong-kong and Macao)	201	10	..	13,839	1,567	..
Japan	24	..	70	43	23	3,375	..	5,605	7,064	6,097
United States of America—Via Atlantic Coast	1	..	251	1	..	203	..	5,941
Other Foreign Countries	11	1	5	27	..	1,244	136	433	4,127	..
TOTAL FOREIGN COUNTRIES	377	58	206	260	431	44,923	6,558	24,852	46,423	26,120

ARTICLES, AND COUNTRIES OF CONSIGNMENT; ALSO SHARE OF EACH PROVINCE	QUANTITY					VALUE				
	1930-31	1931-32	1932-33	1933-34	1934-35	1930-31	1931-32	1932-33	1933-34	1934-35
Metals and Ores—continued										
Tin—continued										
Total Tin—continued	Cwts.	Cwts.	Cwts.	Cwts.	Cwts.					
Share of Bengal	33,078	27,753	22,775	26,370	31,603	22,30,844	25,16,310	27,29,124	26,51,554	47,25,324
" Bombay	14,217	12,169	12,140	7,822	9,532	12,82,271	11,24,242	13,09,403	11,24,502	14,72,262
" Sind	931	712	326	1,191	1,392	94,112	63,969	20,212	1,64,502	2,21,459
" Madras	4,202	4,222	4,252	2,323	2,929	5,22,980	3,51,222	4,42,204	4,62,142	4,42,692
" Burma	769	522	652	412	592	1,07,222	87,122	27,962	63,692	84,000
TOTAL	54,708	45,441	42,352	38,008	46,552	54,45,092	41,42,562	47,15,516	54,79,496	70,22,777
Wine or spirits—										
Unwrought (III. L)—	Cwts.	Cwts.	Cwts.	Cwts.	Cwts.					
United Kingdom (including Channel Islands)	24,421	52,791	69,220	64,841	64,820	2,99,920	5,72,777	7,27,522	7,62,444	6,90,422
Ceylon (excluding Maldives)	77	2,272	212	292	42	1,074	29,622	1,704	2,422	227
Hongkong	12,992	12,220	2,001	1,42,622	1,62,222	22,221
Canada—										
Via Atlantic Coast	..	200	2,222	11,001	7,220	..	2,242	62,112	1,22,972	79,002
" Pacific	..	2,001	42,222	4,220	200	..	27,242	4,22,927	42,127	2,420
Commonwealth of Australia	24,271	40,221	72,122	112,202	100,420	2,20,167	4,22,102	7,90,724	12,67,994	10,66,727
Other British Possessions	402	21	207	472	279	6,222	1,022	2,129	4,227	2,612
TOTAL BRITISH EMPIRE	52,721	102,402	112,022	112,224	172,202	7,27,204	10,72,927	12,20,002	12,66,700	12,07,102
Poland (including Danzig)	1,700	2,220	1,020	1,020	2,022	22,212	41,474	24,172	14,222	22,720
Germany	12,227	17,122	27,407	17,122	22,920	2,21,221	1,99,421	2,09,022	2,12,917	2,22,024
Netherlands	226	220	1,500	1,500	1,212	4,022	2,222	12,470	17,422	17,022
Belgium	1,721	1,214	1,022	2,422	12,610	22,272	12,499	12,222	22,222	1,21,202
China (exclusive of Hongkong and Macao)	2,000	2	92,222	20
Japan	1,000	2,222	..	2,220	4,400	12,704	69,022	..	1,04,202	44,224
Portuguese East Africa	7,202	2	..	4	..	1,02,221	22	..	21	..
United States of America—										
Via Atlantic Coast	40	20,222	22,271	21,420	109,620	1,240	2,21,222	2,22,122	2,42,202	11,02,222
" Pacific	22,122	22,401	122	2,000	2,220	12,14,222	2,21,272	1,221	21,027	69,074
Other Foreign Countries	20	200	24	10	..	222	4,202	222	27	..
TOTAL FOREIGN COUNTRIES	110,017	72,272	22,222	72,222	102,904	10,02,129	7,22,222	9,22,277	2,42,200	17,27,402
Share of Bengal	122,224	122,121	272,107	222,207	212,222	12,22,070	12,41,127	22,22,222	22,77,011	21,02,214
" Bombay	11,027	12,024	2,720	11,022	12,920	1,02,700	2,04,220	1,09,242	1,22,149	1,22,129
" Sind	1,712	2,204	1,004	1,222	4,219	12,221	21,209	20,742	12,002	44,222
" Madras	200	1,022	2,227	2,220	4,922	12,279	10,021	27,021	40,212	22,270
" Burma	12,224	2,427	12,220	12,022	2,000	1,20,222	72,202	1,40,700	1,40,201	22,702
TOTAL	122,702	172,972	202,672	222,222	244,700	22,22,602	12,62,222	21,24,220	22,12,270	22,44,204
Wrought or manufactured (III. L)—	Cwts.	Cwts.	Cwts.	Cwts.	Cwts.					
United Kingdom (including Channel Islands)	4,220	4,027	2,244	4,221	2,722	1,22,714	27,221	22,729	1,20,202	97,724
Other British Possessions	122	1	20	201	72	2,272	20	722	1,024	277
TOTAL BRITISH EMPIRE	4,222	4,022	2,264	4,022	2,802	1,22,000	27,201	22,422	1,22,222	98,011

No. 10—continued

ARTICLES, AND COUNTRIES OF CONSIGNMENT; ALSO SHARE OF EACH PROVINCE	QUANTITY					VALUE				
	1930-31	1931-32	1932-33	1933-34	1934-35	1930-31	1931-32	1932-33	1933-34	1934-35
Metals and Ores—continued						R	R	R	R	R
Zinc or Spelter—continued										
Manufactured (III. L)—cont- inued	Cwts.	Cwts.	Cwts.	Cwts.	Cwts.					
Sweden	909	404	6,266	6,249
Poland (including Danzig)	1,574	1,066	..	86	1,168	31,391	18,118	..	1,796	16,009
Germany	8,486	5,037	1,342	2,061	3,825	1,55,059	89,621	26,595	44,208	71,476
Netherlands	1,128	110	100	19,763	1,629	1,821	..	22
Belgium	20,191	14,351	31,710	22,769	21,482	3,97,002	2,38,441	3,62,148	3,88,614	3,22,088
France	320	7	..	6,838	260
Japan	241	278	150	249	71	9,471	4,892	2,536	3,561	1,236
United States of America—										
Via Atlantic Coast	18	..	10	2,000	20	623	..	393	31,046	848
" Pacific "	1,300	14,211	..
Other Foreign Countries	61	13	13	1,320	17	8	1,331	1,876
TOTAL FOREIGN COUNTRIES	32,558	31,752	33,312	28,478	26,990	6,20,995	3,44,551	3,94,001	4,74,767	4,20,064
Share of Bengal	12,939	2,619	11,476	14,377	10,332	2,46,001	1,50,069	1,95,436	2,38,160	1,66,625
" Bombay	6,213	4,353	4,756	6,549	5,019	1,40,416	84,562	88,239	1,24,331	93,456
" Sind	681	786	593	1,163	329	18,937	19,375	16,031	33,914	23,017
" Madras	5,797	3,508	3,873	3,505	4,444	1,11,188	53,730	60,305	62,478	70,662
" Burma	13,136	7,061	6,408	7,621	10,119	2,30,543	1,24,726	1,16,432	1,37,860	1,64,915
TOTAL	37,551	26,840	26,906	33,510	30,793	7,46,035	4,32,452	4,80,433	5,97,293	5,18,675
Other sorts (III. L)—	Cwts.	Cwts.	Cwts.	Cwts.	Cwts.					
United Kingdom (including Channel Islands)	156	163	253	186	166	2,375	2,627	4,732	5,457	2,433
Other British Possessions	9	..	1	12	1	50	..	10	60	5
TOTAL BRITISH EMPIRE	165	163	254	197	167	2,425	2,627	4,742	5,517	2,438
United States of America—										
Via Atlantic Coast	3	..	1	76	3	15	..	14	8,379	12
Other Foreign Countries	17	7	143	27	129	97	35	1,736	519	1,807
TOTAL FOREIGN COUNTRIES	20	7	144	103	131	112	35	1,750	8,898	1,819
Share of Bengal	108	154	334	334	349	2,103	2,532	6,335	14,047	3,952
" Bombay	6	1	..	3	..	78	37	..
" Sind	79	16	3	65	49	430	30	79	331	291
" Madras
" Burma	3	14
TOTAL	185	170	398	300	298	2,537	2,662	6,492	14,415	4,257
Total Zinc or Spelter—	Cwts.	Cwts.	Cwts.	Cwts.	Cwts.					
United Kingdom (including Channel Islands)	39,417	63,041	73,037	69,857	68,774	5,25,019	6,63,235	8,28,013	8,79,523	7,90,658
Ceylon (excluding Maldives)	184	3,272	264	474	108	2,825	39,652	2,451	5,173	1,222
Hongkong	12,999	18,250	2,006	1,49,623	1,68,233	22,335
Canada—										
Via Atlantic Coast	800	6,326	11,001	7,680	..	9,845	66,116	1,22,973	79,003
" Pacific "	2,001	45,858	4,250	500	..	27,543	4,32,937	46,157	5,460
Commonwealth of Australia	24,871	40,351	75,126	112,203	100,480	3,20,107	4,22,102	7,90,754	12,67,994	10,06,757
Other British Possessions	467	92	210	513	292	7,008	2,088	2,285	4,775	2,721
TOTAL BRITISH EMPIRE	64,939	110,657	213,370	216,558	179,835	8,55,079	11,64,515	23,22,127	24,94,333	19,08,151

ARTICLES, AND COUNTRIES OF CONSIGNMENT; ALSO SHARE OF EACH PROVINCE	QUANTITY					VALUE				
	1930-31	1931-32	1932-33	1933-34	1934-35	1930-31	1931-32	1932-33	1933-34	1934-35
Metals and Ores—continued										
Zinc or Spelter—continued										
Total Zinc or Spelter—continued.	Cwts.	Cwts.	Cwts.	Cwts.	Cwts.	Rs.	Rs.	Rs.	Rs.	Rs.
Sweden	909	--	1	--	404	6,366	--	40	--	6,349
Poland (including Danzig)	3,374	4,896	1,950	1,138	3,233	56,704	59,592	24,176	16,122	33,768
Germany	24,273	22,737	23,763	19,199	22,755	2,76,530	2,39,052	2,35,726	2,61,125	2,97,547
Netherlands	1,454	490	1,600	1,600	1,615	23,321	5,132	13,291	17,446	17,035
Belgium	21,924	15,945	22,901	25,225	27,203	4,22,239	2,41,940	2,78,976	4,24,303	4,75,230
France	20	320	2	--	7	235	6,333	19	--	260
China (excluding Hongkong and Macao)	1	--	--	3,000	5	19	--	--	32,323	60
Japan	1,241	6,936	160	9,224	4,521	22,175	73,930	2,530	1,06,937	45,770
Portuguese East Africa	7,203	9	3	4	--	1,02,251	67	53	21	--
United States of America— Vid Atlantic Coast	61	20,355	53,532	22,223	109,642	1,373	2,21,240	5,37,042	2,74,723	11,97,245
" Pacific "	22,153	22,401	125	2,300	6,599	12,14,262	2,21,372	1,591	35,323	69,074
Other Foreign Countries	75	502	21	25	21	1,236	4,533	673	1,297	2,007
TOTAL FOREIGN COUNTRIES	142,505	95,331	112,112	101,139	196,025	22,29,236	11,23,551	12,49,123	13,22,245	21,59,345
<i>Share of Bengal</i>	154,329	167,924	232,967	271,112	322,269	22,62,774	16,63,233	20,21,923	21,29,212	22,62,791
" Bombay "	12,355	22,222	12,422	17,373	21,239	2,07,233	2,22,792	1,97,265	2,21,937	2,21,612
" Sind "	2,472	4,636	2,265	2,212	2,697	27,222	59,264	26,266	49,241	62,121
" Madras "	6,227	4,533	6,249	6,925	9,423	1,24,567	64,651	37,233	1,02,291	1,29,222
" Burma "	25,620	15,242	19,722	19,247	18,119	4,19,233	2,29,221	2,57,122	2,24,121	2,24,727
TOTAL	207,534	2,05,933	222,932	217,692	375,260	20,24,215	22,93,266	26,71,255	23,27,072	40,67,496
Metals, unenumerated (III. E)—	Cwts.	Cwts.	Cwts.	Cwts.	Cwts.					
United Kingdom (including Channel Islands)	15,217	11,411	16,121	10,415	7,417	2,52,296	5,22,603	9,25,272	5,22,471	4,74,442
Ceylon (excluding Maldives)	242	100	211	51	15	6,772	2,260	7,022	1,090	202
Hongkong	507	60	500	400	100	2,745	1,159	7,492	6,111	2,049
Other British Possessions	122	22	20	122	101	2,221	1,000	222	2,222	2,222
TOTAL BRITISH EMPIRE	16,458	11,593	16,972	11,004	7,633	2,72,145	5,44,022	6,40,779	5,22,197	4,80,222
Germany	4,007	2,942	2,715	2,062	2,222	1,60,247	22,211	24,044	22,242	24,722
Belgium	662	110	--	227	41	14,292	2,072	--	7,222	2,462
France	122	192	--	--	100	6,564	5,540	--	--	2,152
Italy (including Fiume)	1,214	1,227	221	422	1,102	44,221	22,590	19,222	15,272	24,227
Iraq	452	69	202	22	114	9,224	1,120	2,192	427	224
China (exclusive of Hongkong and Macao)	962	1,724	2,297	2,424	2,220	19,122	27,622	25,297	22,294	29,447
Japan	422	122	677	419	1,562	2,757	4,972	21,007	9,122	22,222
United States of America— Vid Atlantic Coast	502	1,672	222	1,027	91	12,222	21,762	45,022	1,22,222	42,792
" Pacific "	--	--	--	--	--	--	--	--	17	--
Other Foreign Countries	241	192	21	21	22	4,700	2,471	2,292	5,220	1,691
TOTAL FOREIGN COUNTRIES	2,721	2,322	7,229	2,071	2,522	2,27,172	2,14,292	2,25,290	2,27,264	2,27,261
<i>Share of Bengal</i>	14,214	14,592	17,147	12,220	10,224	6,12,222	6,21,047	4,22,292	4,24,292	4,52,472
" Bombay "	4,227	2,200	2,222	2,224	2,722	1,29,222	1,00,222	1,07,014	21,222	1,12,240
" Sind "	222	242	222	221	122	22,299	22,242	9,172	19,271	2,222
" Madras "	2,504	1,622	1,421	1,299	1,242	74,224	44,221	42,292	45,271	26,299
" Burma "	2,522	1,022	2,192	1,999	272	2,74,497	1,52,792	2,42,212	2,52,212	71,272
TOTAL	22,129	19,922	24,221	19,975	16,122	11,60,217	7,52,222	8,66,279	8,22,261	7,47,266
Ores, unenumerated (II. F)—										
United Kingdom (including Channel Islands)	Tons 7	Tons 77	Tons 22	Tons 11	Tons 9	1,012	17,092	9,472	2,272	1,092
Other British Possessions	25	22	20	10	4	1,172	1,422	692	662	212
TOTAL BRITISH EMPIRE	32	110	42	21	13	2,182	18,512	10,162	2,932	1,302
TOTAL FOREIGN COUNTRIES	5	--	2	10	2	972	--	2,912	2,722	601

No. 10—continued

ARTICLES, AND COUNTRIES OF CONSIGNMENT; ALSO SHARE OF EACH PROVINCE	QUANTITY					VALUE				
	1930-31	1931-32	1932-33	1933-34	1934-35	1930-31	1931-32	1932-33	1933-34	1934-35
Metals and Ores—continued										
<i>Ores, unenumerated (II. F)</i> —continued	Tons	Tons	Tons	Tons	Tons	Rs	Rs	Rs	Rs	Rs
Share of Bengal	8	74	60	11	5	611	15,225	12,392	3,076	1,549
“ Bombay	7	3	—	16	—	1,913	1,860	—	3,195	—
“ Sind	—	—	—	—	—	236	14	—	—	—
“ Madras	—	—	—	—	6	—	—	—	95	160
“ Burma	25	33	20	10	4	1,300	1,482	692	655	315
TOTAL	37	110	80	37	15	4,060	18,581	14,024	6,971	2,014
Total Metals (excluding Ores)—	Tons	Tons	Tons	Tons	Tons					
United Kingdom (including Channel Islands)	290,499	177,445	160,184	187,572	210,224	6,78,47,365	4,38,21,887	3,92,17,137	4,68,94,241	5,37,66,608
Aden and Dependencies	51	8	21	24	60	16,388	4,431	8,594	18,489	16,603
Bahrain Islands	19	10	21	22	176	8,491	5,879	11,00	7,901	26,480
Ceylon (excluding Maldives)	1,978	1,165	1,557	1,028	1,236	2,78,128	1,51,074	1,30,718	76,178	57,478
Straits Settlements	2,474	2,429	2,725	2,088	2,405	57,78,539	41,81,992	47,50,722	53,52,788	68,30,907
Hongkong	117	9	679	938	109	66,649	11,549	1,64,378	1,79,702	30,741
Union of South Africa	—	—	—	51	240	140	59	—	28,464	1,10,659
Kanibar and Pemba	26	27	41	47	6	7,212	4,455	3,994	3,033	1,833
Kenya Colony	49	39	18	17	39	17,220	13,378	6,034	4,515	3,479
Tanganyika Territory	12	8	20	9	2	6,485	3,661	6,047	3,315	1,293
Mauritius and Dependencies	72	6	—	1	11	26,718	2,510	—	345	4,257
Canada—										
Vid Atlantic Coast	317	408	419	759	1,062	3,45,939	2,50,103	1,11,264	3,66,484	9,29,394
“ Pacific “	—	130	2,292	218	25	—	27,533	4,82,987	46,157	5,460
Commonwealth of Australia	1,253	2,044	3,759	5,615	16,077	3,29,590	4,25,070	7,94,467	12,73,991	16,89,404
Other British Possessions	6	4	3	10	6	2,308	1,717	1,435	3,683	3,251
TOTAL BRITISH EMPIRE.	297,833	188,737	170,688	198,454	230,788	7,47,36,637	4,84,05,410	4,56,88,718	5,32,54,238	6,34,27,347
Finland	60	49	193	249	313	16,774	18,467	54,446	73,214	90,256
Estonia	55	43	17	—	—	40,634	25,148	9,623	129	—
Sweden	2,425	3,430	2,147	3,033	3,332	9,81,739	14,16,090	11,97,839	13,44,457	13,79,100
Norway	2,066	1,368	1,558	1,423	1,304	6,50,835	4,05,623	4,51,098	3,72,567	4,42,529
Denmark	34	149	35	53	63	12,535	30,047	11,090	19,074	19,144
Poland (including Danzig)	6,028	1,642	3,717	4,523	4,933	19,81,068	4,32,108	843,100	3,92,673	3,88,219
Germany	61,038	41,908	46,644	33,396	52,363	2,25,61,424	1,50,89,598	2,02,00,460	1,36,18,064	1,61,62,463
Netherlands	4,954	2,931	3,313	3,463	2,267	11,31,105	7,61,957	7,67,686	6,32,825	4,44,509
Belgium	209,705	119,051	105,899	74,014	76,245	2,84,10,535	1,58,25,403	1,32,79,571	90,02,738	94,61,868
Luxemburg	20,341	25,038	20,037	16,604	15,584	18,17,922	19,83,675	13,52,375	14,26,732	14,15,543
France	31,913	18,690	12,727	13,344	12,162	59,11,037	35,33,571	14,61,171	14,75,248	15,16,937
Spain	2	1	3	10	24	18,978	8,076	57,437	53,882	1,01,036
Portugal (including Azores and Madeira)	—	190	—	—	142	—	47,354	—	50	1,53,952
Switzerland	359	395	210	110	50	5,44,448	4,27,033	2,53,480	2,03,688	1,25,142
Italy (including Fiume)	1,032	1,279	1,051	1,819	2,640	13,35,268	13,59,158	15,59,491	13,98,537	12,25,042
Austria	1,996	1,337	803	663	510	9,18,884	6,63,902	4,91,648	4,48,664	3,42,047
Hungary	1,660	366	723	1,043	936	2,36,473	89,898	1,30,296	1,84,681	1,44,767
Czechoslovakia	5,081	2,320	2,562	3,058	5,948	12,05,674	5,91,560	6,81,823	7,77,920	13,38,391
Yugo-Slavia (Kingdom of the Serbs-Croats and Slovenes)	15	9	3	44	209	4,513	2,571	1,229	13,698	64,141
Greece (including Crete)	—	656	—	—	—	—	1,63,372	300	—	—
Mascat Territory and Trucial Oman	12	8	3	4	3	5,443	4,297	1,092	3,336	1,543
Other Native States in Arabia	6	37	3	4	5	3,722	11,930	4,931	1,749	1,635
Iraq	437	168	36	144	96	38,474	30,473	58,421	1,39,303	25,991
Iran	116	108	51	231	331	46,830	12,123	26,108	34,552	16,492
Java	7	—	—	1	12	17,237	833	118	296	4,392

ARTICLES, AND COUNTRIES OF CONSIGNMENT; ALSO SHARE OF EACH PROVINCE	QUANTITY					VALUE				
	1930-31	1931-32	1932-33	1933-34	1934-35	1930-31	1931-32	1932-33	1933-34	1934-35
	Tons	Tons	Tons	Tons	Tons	Rs	Rs	Rs	Rs	Rs
Metals and Ores—continued										
Total Metals (excluding Ores)—continued										
China (exclusive of Hong-kong and Macao)	125	92	126	576	180	90,548	89,883	39,231	1,61,835	64,392
Japan	5,443	4,368	16,842	24,357	30,755	37,29,961	25,24,548	67,17,164	75,52,971	1,01,03,080
Portuguese East Africa	394	5	16	151	29	1,31,643	2,187	9,439	98,755	12,060
French Somaliland	17	5,443
United States of America—										
<i>Via Atlantic Coast</i>	19,940	7,565	5,603	5,083	13,270	1,11,80,479	27,92,901	17,50,257	16,47,572	68,47,373
<i>" Pacific "</i>	4,150	1,206	48	68	330	12,60,971	2,61,263	25,786	28,084	69,329
Other Foreign Countries	18	5	2	5	4	6,494	2,799	2,484	2,075	3,680
TOTAL FOREIGN COUNTRIES.	280,943	234,364	224,519	193,094	225,112	8,43,91,658	4,92,48,289	5,15,68,318	4,16,10,550	5,02,70,547
<i>Share of Bengal</i>	227,019	127,743	125,409	137,313	171,319	5,55,27,539	2,28,50,366	2,19,20,877	2,36,04,042	4,17,29,337
<i>" Bombay</i>	194,237	149,129	123,359	129,772	131,439	4,86,45,188	3,66,22,347	5,43,38,334	3,09,47,933	3,61,16,216
<i>" Sind</i>	107,074	69,329	65,014	51,736	64,241	1,56,15,692	1,97,37,429	95,95,039	99,62,422	1,21,37,793
<i>" Madras</i>	23,262	59,950	53,452	51,124	54,637	2,22,75,508	1,22,79,017	1,47,11,301	1,39,95,147	1,57,49,213
<i>" Burma</i>	56,539	22,377	27,923	30,793	34,249	1,10,61,553	71,63,419	63,22,625	71,14,193	79,66,130
TOTAL	668,781	418,091	395,207	391,548	455,698	15,91,18,495	9,76,53,899	9,72,52,038	9,48,64,783	11,26,98,394
Total Ores—										
United Kingdom (including Channel Islands)	22	77	54	234	211	2,597	17,099	10,119	68,292	52,255
Other British Possessions	25	33	20	10	4	1,175	1,482	692	665	268
TOTAL BRITISH EMPIRE.	48	110	74	244	215	3,772	18,581	10,811	68,957	52,523
Sweden	55	27	..	14	..	6,908	2,319	..	1,709	..
France	237	259	246	145	79	62,432	28,975	82,809	44,987	20,931
Other Foreign Countries	5	5	5	56	2	2,302	501	2,082	5,969	601
TOTAL FOREIGN COUNTRIES.	297	291	251	215	81	77,533	32,795	85,951	52,665	21,482
<i>Share of Bengal</i>	54	120	100	71	62	12,123	22,072	27,267	12,453	16,792
<i>" Bombay</i>	137	84	72	135	100	40,072	25,239	22,556	34,238	24,241
<i>" Sind</i>	129	164	133	222	124	47,204	25,972	44,247	67,551	33,127
<i>" Madras</i>	6	95	160
<i>" Burma</i>	25	33	60	10	4	1,300	1,452	692	665	315
TOTAL	345	401	325	459	296	1,07,405	1,11,276	96,762	1,21,622	75,132
Total Metals and Ores	669,126	418,492	395,532	392,007	456,194	15,92,25,960	9,77,65,075	9,73,48,798	9,49,86,410	11,37,78,626
Mica—										
In Blocks (H. B)—										
United Kingdom (including Channel Islands)	410	124	42	79	9	64,572	17,405	10,880	12,378	2,594
Ceylon (excluding Maldives)	30	7,596
TOTAL BRITISH EMPIRE	410	124	42	79	39	64,572	17,405	10,880	12,378	11,190
Germany	27	65	8	1	30	5,892	14,250	112	1,072	787
Italy (including Fiume)	1	26	..	141	..	800	10,552	..	3,319	..
United States of America— <i>Via Atlantic Coast</i>	156	20	103	162	16	49,612	5,111	3,886	11,022	2,577
Other Foreign Countries	24	9	5,265	4,007
TOTAL FOREIGN COUNTRIES	218	121	103	304	55	61,979	29,918	3,998	15,418	7,371
<i>Share of Bengal</i>	388	225	142	372	34	1,22,011	45,254	14,272	26,758	12,561
<i>" Madras</i>	240	20	..	10	..	4,265	1,363	..	995	..
<i>" Burma</i>	278	589
TOTAL	628	245	148	683	94	1,26,551	47,212	14,273	27,791	18,561

No. 10—continued

ARTICLES AND COUNTRIES OF CONSIGNMENT; ALSO SHARE OF EACH PROVINCE	QUANTITY					VALUE				
	1930-31	1931-32	1932-33	1933-34	1934-35	1930-31	1931-32	1932-33	1933-34	1934-35
<i>Mica—continued</i>										
<i>In-splittings (H. B) —</i>	Owts.	Owts.	Owts.	Owts.	Owts.	R	R	R	R	R
United Kingdom (including Channel Islands)	186	144	32	2	121	11,194	9,988	3,267	793	25,240
Other British Possessions	242
TOTAL BRITISH EMPIRE	186	144	32	2	121	11,194	9,988	3,267	793	25,482
Germany	32	108	15	12,256	6,321	1,200
Other Foreign Countries	9	8	51	3,570	2,477	4,466
TOTAL FOREIGN COUNTRIES	41	116	15	..	51	15,826	8,798	1,200	..	4,466
<i>Share of Bengal</i>	186	251	47	..	172	23,073	17,328	4,000	..	29,212
<i>Bombay</i>	3	4	..	2	..	948	589	..	292	..
<i>Madras</i>	33	2,365
<i>Burma</i>	134	869	467	501	737
TOTAL	257	255	47	2	172	27,020	18,786	4,467	793	29,949
<i>Total Mica—</i>	Owts.	Owts.	Owts.	Owts.	Owts.					
United Kingdom (including Channel Islands)	576	268	74	81	130	75,766	27,393	14,147	13,171	28,835
Ceylon (excluding Maldives)	30	7,596
Other British Possessions	242
TOTAL BRITISH EMPIRE	576	268	74	81	160	75,766	27,393	14,147	13,171	36,673
Germany	109	173	18	1	30	17,558	20,571	1,812	1,072	787
Italy (including Finme)	1	39	..	141	..	300	12,964	..	3,319	..
Japan	28	11	6,598	3,784
United States of America— Via Atlantic Coast	156	20	103	162	43	49,612	5,176	3,886	11,022	4,754
Other Foreign Countries	15	22	3,237	2,512
TOTAL FOREIGN COUNTRIES	309	232	121	304	106	77,805	33,711	5,198	15,413	11,837
<i>Share of Bengal</i>	554	478	195	373	266	1,45,084	62,682	12,378	26,796	47,773
<i>Bombay</i>	3	4	..	3	..	948	589	..	292	..
<i>Madras</i>	328	30	..	10	..	7,130	1,365	..	995	..
<i>Burma</i>	499	1,468	467	501	737
TOTAL	885	500	195	385	266	1,58,571	66,104	19,345	28,584	49,510
<i>Oils—</i>										
<i>Animal—</i>										
<i>Fish Oil (H. G) (a)—</i>	Gals.	Gals.	Gals.	Gals.						
United Kingdom (including Channel Islands)	277,482	102,563	163,305	98,519	—	4,08,037	1,33,605	1,78,900	1,00,749	—
Other British Possessions	878	20	11	89	—	1,284	73	24	128	—
TOTAL BRITISH EMPIRE	278,360	102,583	163,316	98,608	—	4,09,321	1,33,678	1,78,924	1,00,877	—
Sweden	6,247	2	—	5,828	10	..
Norway	55,237	58,491	108,423	70,448	—	1,04,574	55,543	75,797	58,391	—
Denmark	4,894	13,680	184,377	31,279	—	11,669	24,138	3,16,766	46,912	—
Germany	17,348	6,963	50,604	102,891	—	15,019	5,214	81,288	1,32,613	—
Netherlands	4,431	..	644	..	—	7,323	..	489	..	—
Belgium	27,555	2,667	—	40,101	3,395	—
Japan	108,966	62,522	509,557	547,393	—	1,28,995	42,222	4,24,165	4,43,964	—
Other Foreign Countries	1,816	739	13,006	5,334	—	1,445	841	7,972	2,278	—
TOTAL FOREIGN COUNTRIES	187,157	142,404	909,412	760,064	—	2,67,025	1,27,958	9,52,407	6,87,596	—

(a) Discontinued and sub-divided into the heads immediately following from 1934-35.

ARTICLES, AND COUNTRIES OF CONSIGNMENT; ALSO SHARE OF EACH PROVINCE	QUANTITY					VALUE				
	1930-31	1931-32	1932-33	1933-34	1934-35	1930-31	1931-32	1932-33	1933-34	1934-35
Oil—continued										
Animal—continued										
Fish Oil (II. G) (a)—continued	Gals.	Gals.	Gals.	Gals.		Rs	Rs	Rs	Rs	Rs
Share of Bengal	468,482	190,872	412,218	498,501	—	5,53,743	1,32,267	3,63,030	3,39,023	—
" Bombay	26,875	12,328	279,217	35,592	—	32,237	15,322	2,01,246	23,760	—
" Sind	8,270	2,009	112,193	139,563	—	17,076	5,478	1,49,226	1,62,918	—
" Madras	13,211	22,808	179,956	169,976	—	19,958	25,063	2,73,923	1,17,718	—
" Burma	1,099	16,013	132,448	92,941	—	1,635	19,224	1,51,906	26,654	—
TOTAL	468,547	244,927	1,062,728	866,672	—	6,76,246	2,61,638	11,31,331	7,89,478	—
Fish or Whale Oil hardened (II. G)*—					Gals.					
TOTAL BRITISH EMPIRE	—	—	—	—	9	—	—	—	—	95
Denmark	—	—	—	—	2,324	—	—	—	—	41,670
Germany	—	—	—	—	4,347	—	—	—	—	61,112
Japan	—	—	—	—	12,107	—	—	—	—	1,25,477
Other Foreign Countries	—	—	—	—	149	—	—	—	—	2,110
TOTAL FOREIGN COUNTRIES	—	—	—	—	19,421	—	—	—	—	2,30,669
Share of Bengal	—	—	—	—	2,065	—	—	—	—	22,521
" Bombay	—	—	—	—	12,257	—	—	—	—	1,46,643
" Sind	—	—	—	—	2,916	—	—	—	—	35,063
" Madras	—	—	—	—	321	—	—	—	—	6,775
" Burma	—	—	—	—	871	—	—	—	—	11,663
TOTAL	—	—	—	—	19,421	—	—	—	—	2,30,664
Others (II. G)*—					Gals					
United Kingdom (including Channel Islands)	—	—	—	—	75,259	—	—	—	—	84,068
Ceylon (excluding Maldives)	—	—	—	—	4	—	—	—	—	30
TOTAL BRITISH EMPIRE	—	—	—	—	75,263	—	—	—	—	84,068
Norway	—	—	—	—	14,301	—	—	—	—	11,418
Japan	—	—	—	—	72,526	—	—	—	—	86,287
Other Foreign Countries]	—	—	—	—	2,832	—	—	—	—	2,265
TOTAL FOREIGN COUNTRIES	—	—	—	—	90,161	—	—	—	—	50,986
Share of Bengal	—	—	—	—	147,001	—	—	—	—	1,09,554
" Bombay	—	—	—	—	8,442	—	—	—	—	11,436
" Sind	—	—	—	—	1,117	—	—	—	—	1,245
" Madras	—	—	—	—	1,308	—	—	—	—	2,575
" Burma	—	—	—	—	7,055	—	—	—	—	10,253
TOTAL	—	—	—	—	166,424	—	—	—	—	1,36,073

(a) Discontinued and subdivided into the heads immediately following from 1934-35. Separately recorded from 1934-35.

No. 10—continued

ARTICLES, AND COUNTRIES OF CONSIGNMENT: ALSO SHARE OF EACH PROVINCE	QUANTITY					VALUE				
	1930-31	1931-32	1932-33	1933-34	1934-35	1930-31	1931-32	1932-33	1933-34	1934-35
<i>Oils—continued</i>						R	R	R	R	R
<i>Animal—continued</i>										
Other kinds (II. G)—	Gals.	Gals.	Gals.	Gals.	Gals.					
United Kingdom (including Channel Islands)	643	2,222	1,978	1,480	3,176	2,376	5,190	4,737	4,471	9,556
Commonwealth of Australia	69	70	..
Total British Empire	643	2,222	1,978	1,549	3,176	2,376	5,190	4,737	4,541	9,556
TOTAL FOREIGN COUNTRIES	18	138	1,413	486	493	32	502	1,033	547	1,945
<i>Share of Bengal</i>	186	262	..	1,238	2,776	562	997	..	2,134	3,143
.. Bombay	366	333	1,359	364	180	1,327	1,093	2,755	683	208
.. Sind	97	94	63	65	276	519	652	921	519	1,327
.. Madras	11	1,370	1,321	359	430	100	2,930	1,759	1,533	1,374
.. Burma	..	1	143	13	10	..	30	395	70	31
TOTAL	661	2,360	3,391	2,029	3,672	2,408	5,692	5,830	5,083	11,501
<i>Total Animal Oils—</i>										
United Kingdom (including Channel Islands)	Gals.	Gals.	Gals.	Gals.	Gals.					
Other British Possessions	278,125	104,725	165,233	99,999	78,435	4,10,413	1,33,795	1,33,637	1,05,220	98,624
Other British Possessions	878	25	11	158	13	1,234	105	24	198	115
TOTAL BRITISH EMPIRE	279,003	104,750	165,244	100,157	78,448	4,11,647	1,33,900	1,33,661	1,05,418	98,739
Sweden	6,247	441	895	5,823	371	966
Norway	55,237	58,491	108,422	70,448	14,801	1,04,574	55,543	75,797	53,391	11,413
Denmark	4,394	13,639	124,377	31,279	2,324	11,669	24,133	3,13,768	46,912	41,870
Germany	17,343	7,003	50,736	102,932	5,530	15,019	5,343	81,563	1,32,799	63,637
Netherlands	4,431	..	644	7,323	..	433
Belgium	27,555	2,667	143	40,101	3,393	2,110
Japan	103,934	62,532	509,557	547,393	34,635	1,27,027	42,222	4,24,135	4,43,994	1,61,764
Other Foreign countries	1,316	827	14,237	5,334	1,250	1,445	1,179	3,790	2,273	1,639
TOTAL FOREIGN COUNTRIES	187,305	142,537	901,325	760,544	110,073	2,67,057	1,23,423	9,53,500	6,83,143	2,33,499
<i>Share of Bengal</i>	405,663	191,134	412,313	499,739	151,343	5,54,305	1,33,344	3,32,920	3,30,137	1,40,213
.. Bombay	37,343	13,559	321,376	25,940	21,379	34,554	19,415	3,04,401	24,443	1,63,234
.. Sind	3,367	3,103	113,356	139,627	4,309	13,194	6,127	1,41,767	1,64,437	33,146
.. Madras	13,323	24,473	131,775	103,435	2,559	20,053	33,593	2,73,623	1,19,400	3,624
.. Burma	1,009	16,019	133,594	33,954	7,937	1,635	25,344	1,52,301	95,134	31,937
TOTAL	466,203	247,237	1,037,119	860,701	183,523	6,73,764	2,37,323	11,37,161	7,93,561	3,77,333
<i>Essential—</i>										
Synthetic (II. G)—										
United Kingdom (including Channel Islands)	Gals.	Gals.	Gals.	Gals.	Gals.					
Other British Possessions	41	66	1,523	1,480	1,535	3,261	2,330	13,463	35,709	43,171
Other British Possessions	1	1	1	63	2	70	70	120	620	250
TOTAL BRITISH EMPIRE	42	67	1,524	1,543	1,537	3,331	2,400	13,583	36,329	43,421
Germany	304	615	1,573	3,943	5,305	31,455	21,357	73,173	1,43,257	2,00,367
Netherlands	940	939	2,055	3,163	3,243	31,355	36,149	95,850	1,15,249	1,50,339
France	773	839	1,145	1,753	3,030	23,946	32,953	72,339	1,10,372	1,47,691
Switzerland	163	40	240	263	399	9,224	3,424	12,133	27,573	23,931
Other Foreign Countries	6	59	64	434	139	55	3,245	1,319	4,049	3,796
TOTAL FOREIGN COUNTRIES	2,389	2,493	5,077	9,571	12,121	1,01,035	96,623	2,54,374	4,05,300	5,31,724

ARTICLES AND COUNTRIES OF CONSIGNMENT; ALSO SHARE OF EACH PROVINCE	QUANTITY					VALUE				
	1930-31	1931-32	1932-33	1933-34	1934-35	1930-31	1931-32	1932-33	1933-34	1934-35
<i>Oils—continued</i>										
<i>Essential—continued</i>										
<i>Synthetic (II. G)—continued</i>										
Share of Bengal	17	1,298	4,353	5,012	..	617	79,318	1,56,128	2,58,230
.. Bombay	2,211	2,004	3,143	2,540	2,559	92,733	91,609	1,70,946	1,58,264	1,42,159
.. Sind	431	455	617	2,936	4,909	4,350	3,665	10,483	60,285	34,204
.. Madras	40	76	1,352	692	762	4,353	2,092	10,453	32,108	52,330
.. Burma	49	7	96	322	466	1,279	422	5,724	15,338	34,672
TOTAL	2,781	2,559	6,806	11,114	13,708	1,04,256	96,928	2,68,456	4,42,129	5,75,145
<i>Natural—</i>										
<i>Almond (II. G)—</i>										
TOTAL BRITISH EMPIRE	10	2	74	214	150	117	49	1,430	2,620	2,508
TOTAL FOREIGN COUNTRIES	1	..	23	32	94	12	15	377	1,189	1,233
Share of Bengal	2	4	5	27	99	66
.. Bombay	46	188	163	17	..	909	2,661	2,199
.. Sind	1	..	7	21	2	40	..	86	432	169
.. Madras	2	2	48	36	66	69	64	732	1,510	1,134
.. Burma	2	..	1	5	9	12	..	22	196	192
TOTAL	11	2	102	296	244	129	61	1,807	4,509	3,741
<i>Bergamot (II. G)—</i>										
United Kingdom (including Channel Islands)	6	23	33	72	..	240	1,001	4,399	3,607
Italy (including Fiume)	15	259	202	6	..	941	12,405	11,055
Other Foreign Countries	10	3	79	191	126	348	306	4,589	9,258	7,268
TOTAL FOREIGN COUNTRIES	10	3	94	549	480	354	306	5,580	21,063	18,333
Share of Bengal	39	437	449	2,643	19,239	16,622
.. Bombay	1	3	43	92	65	129	162	2,765	4,977	3,101
.. Sind	2	13	14	6	..	121	665	552
.. Madras	1	17	12	39	349	456
.. Burma	2	6	14	14	21	64	214	237	662	1,064
TOTAL	10	9	122	631	561	354	546	7,431	25,992	21,840
<i>Cajuputi (II. G)—</i>										
Straits Settlements	1,033	1,189	992	799	1,039	17,455	15,412	14,572	10,036	12,371
Other British Possessions	78	16	85	35	48	1,892	360	1,309	784	976
TOTAL BRITISH EMPIRE	1,116	1,205	1,077	834	1,087	19,347	15,772	15,881	10,820	13,347
TOTAL FOREIGN COUNTRIES	1,113	157	116	171	361	6,725	2,066	1,905	2,401	4,026
Share of Bengal	273	259	147	143	123	6,325	3,279	1,397	1,794	1,452
.. Bombay	351	554	237	394	542	5,321	3,669	4,128	4,003	7,452
.. Sind	39	3	14	67	17	752	21	265	222	226
.. Madras	235	222	32	2	259	2,722	4,732	562	67	3,147
.. Burma	598	224	712	499	495	10,252	4,926	11,012	7,022	6,125
TOTAL	2,229	1,362	1,192	1,065	1,448	25,578	20,829	17,378	18,221	18,473
<i>Campher (II. G)—</i>										
TOTAL BRITISH EMPIRE	..	1	4	623	562	..	11	56	1,608	1,423
Germany	323	1,950	1,940	1,649	2,541	863	4,405	6,227	3,664	6,442
Netherlands	3,610	2,549	841	237	321	7,133	4,322	1,665	1,030	1,141
Japan	7,724	9,016	9,513	9,322	5,036	22,849	28,174	10,152	16,372	18,008
Other Foreign Countries	3	60	20	185
TOTAL FOREIGN COUNTRIES	11,660	14,415	12,121	11,268	8,608	31,866	36,917	27,045	28,567	29,776

No. 10—continued

ARTICLES, AND COUNTRIES OF CONSIGNMENT; ALSO SHARE OF EACH PROVINCE	QUANTITY					VALUE				
	1930-31	1931-32	1932-33	1933-34	1934-35	1930-31	1931-32	1932-33	1933-34	1934-35
<i>Oil—continued</i>										
<i>Essential—continued</i>										
<i>Natural—continued</i>										
<i>Camphor (II. G)—continued</i>	Gals.	Gals.	Gals.	Gals.	Gals.	Rs.	Rs.	Rs.	Rs.	Rs.
Share of Bengal	7,307	9,761	7,473	6,333	6,627	17,892	22,326	16,378	12,716	16,245
" Bombay	4,443	4,530	3,333	4,301	1,733	13,929	14,329	3,613	10,502	4,708
" Sind	514	301	324	1,292	733	1,262
" Madras	3	125	451	451	436	20	273	1,250	1,174	1,049
" Burma	3	..	19	24	..	38
TOTAL	11,660	14,416	12,298	11,886	9,170	31,865	36,928	27,101	25,175	22,204
<i>Gloves (II. G)—</i>	Gals.	Gals.	Gals.	Gals.	Gals.					
TOTAL BRITISH EMPIRE	12	15	37	244	261	561	660	1,148	7,137	9,832
Netherlands	15	..	133	4	184	680	..	3,163	37	5,694
Other Foreign Countries	21	..	50	321	171	773	..	1,826	10,085	5,361
TOTAL FOREIGN COUNTRIES	36	..	183	325	355	1,453	..	4,989	10,072	10,955
Share of Bengal	12	..	43	224	258	517	..	1,775	6,595	7,528
" Bombay	13	..	135	312	350	493	..	3,393	6,859	10,332
" Sind	5	..	10	56	22	147	..	467	1,565	699
" Madras	12	14	26	58	54	602	621	310	1,470	1,328
" Burma	5	1	5	23	32	250	4	137	719	902
TOTAL	48	15	220	569	716	2,014	669	6,132	17,209	20,787
<i>Dill (II. G)—</i>	Gals.	Gals.	Gals.	Gals.	Gals.					
United Kingdom (including Channel Islands)	21
TOTAL FOREIGN COUNTRIES	2	7	..	154	301	23
Share of Bombay	2	135
" Sind	301	23
" Madras	19
" Burma	21
TOTAL	2	7	..	175	301	23
<i>Eucalyptus (II. G)—</i>	Gals.	Gals.	Gals.	Gals.	Gals.					
United Kingdom (including Channel Islands)	223	542	675	1,110	1,477	5,203	13,832	13,126	22,691	29,734
Commonwealth of Australia	915	476	945	1,323	1,068	9,372	4,499	7,167	6,978	7,701
Other British Possessions	3	27	45	12	1	74	931	419	46	20
TOTAL BRITISH EMPIRE	1,141	1,045	1,665	2,350	2,546	14,649	19,262	20,712	29,715	37,455
TOTAL FOREIGN COUNTRIES	42	91	235	163	110	1,005	798	845	966	591
Share of Bengal	541	416	661	1,122	1,433	5,243	4,624	6,720	13,762	17,203
" Bombay	163	496	542	473	699	4,991	12,349	3,722	11,093	15,615
" Sind	2	77	267	195	237	142	924	2,124	2,173	2,630
" Madras	87	35	102	60	57	937	393	1,017	415	443
" Burma	276	182	493	652	150	4,241	1,770	2,964	3,247	2,106
TOTAL	1,188	1,186	1,900	2,513	2,656	15,554	20,060	21,557	30,681	38,046
<i>Lavender (II. G)—</i>	Gals.	Gals.	Gals.	Gals.	Gals.					
United Kingdom (including Channel Islands)	1	6	27	108	139	141	264	1,712	7,090	8,509
Germany	2	..	10	134	56	173	..	599	10,227	5,366
Netherlands	12	7	89	96	121	862	869	2,590	6,302	9,431
France	15	..	78	609	551	1,403	..	3,865	31,755	37,491
Switzerland	1	14	17	81	718	1,406
TOTAL FOREIGN COUNTRIES	29	7	178	858	745	2,438	889	8,135	49,062	53,694
Share of Bengal	6	1	135	725	575	625	33	6,322	23,857	41,473
" Bombay	5	6	54	199	210	324	330	3,493	10,410	15,070
" Sind	2	1	6	10	12	110	34	437	737	369
" Madras	3	..	5	34	44	292	..	294	1,315	2,346
" Burma	14	5	5	3	42	1,328	196	300	303	2,445
TOTAL	30	13	205	961	884	2,679	643	9,947	57,652	62,202

ARTICLES, AND COUNTRIES OF CONSIGNMENT; ALSO SHARE OF EACH PROVINCE	QUANTITY					VALUE				
	1930-31	1931-32	1932-33	1933-34	1934-35	1930-31	1931-32	1932-33	1933-34	1934-35
Oils—continued										
Essential—continued										
Natural—continued										
Lemon (II. G)—										
United Kingdom (including Channel Islands)	Gals. 1,143	Gals. 944	Gals. 928	Gals. 939	Gals. 1,400	Rs. 45,602	Rs. 28,060	Rs. 27,074	Rs. 26,388	Rs. 35,158
Other British Possessions	48	874
TOTAL BRITISH EMPIRE	1,143	944	971	939	1,400	45,602	28,060	27,448	26,388	35,158
Italy (including Rome)	300	180	98	425	506	6,597	2,512	3,060	9,616	11,420
Other Foreign Countries	212	780	215	226	246	7,086	5,872	6,122	7,659	7,122
TOTAL FOREIGN COUNTRIES	412	910	313	651	752	13,683	8,384	9,182	17,275	18,542
Share of Bengal . . .	64	61	149	649	379	2,466	1,863	2,422	12,916	2,337
" Bombay . . .	322	262	397	378	695	11,208	11,236	9,460	10,623	17,237
" Sind . . .	361	379	783	489	260	26,928	14,759	19,253	18,211	26,142
" Madras . . .	193	799	67	171	189	7,462	6,942	1,224	5,225	6,999
" Burma . . .	114	79	78	33	38	6,624	2,824	2,264	1,592	1,703
TOTAL	1,555	1,864	1,284	1,590	2,152	59,345	37,350	39,640	42,063	66,722
Otto Rose (II. G)—										
TOTAL BRITISH EMPIRE	Gals. 1	Gals. ..	Gals. 4	Gals. 9	Gals. 10	Rs. 747	Rs. 296	Rs. 324	Rs. 1,047	Rs. 2,622
TOTAL FOREIGN COUNTRIES	..	12	12	96	27	..	229	1,224	6,414	4,599
Share of Bengal	12	1	44	2	..	212	666	2,271	1,912
" Bombay	11	37	20	260	2,102	2,604
" Sind	2	1	22	211	221
" Madras . . .	1	..	4	21	12	224	..	228	2,292	1,260
" Burma	1	..	1	..	262	272	222	499	424
TOTAL	1	12	16	105	47	747	555	2,078	3,261	7,222
Peppermint (II. G)—										
United Kingdom (including Channel Islands)	Gals. 116	Gals. 18	Gals. 20	Gals. 110	Gals. 56	Rs. 8,265	Rs. 1,042	Rs. 1,104	Rs. 5,941	Rs. 3,622
Ceylon (including Maldives)	25	146
Straits Settlements	..	53	200	..	71	..	2,625	6,750	..	2,021
Hongkong	111	97	15	5,222	222	225
TOTAL BRITISH EMPIRE	227	110	220	110	167	10,508	4,268	7,854	5,941	6,104
Germany . . .	111	158	177	241	120	4,271	2,110	11,420	8,691	5,926
France . . .	4	116	2	1	12	22	5,447	101	119	1,268
Japan . . .	962	1,319	1,722	1,905	1,224	40,725	44,205	52,125	59,600	22,026
Other Foreign Countries	94	4	151	51	129	4,705	242	4,264	4,722	5,212
TOTAL FOREIGN COUNTRIES	1,172	1,397	2,063	2,258	1,556	50,224	52,405	72,630	72,251	47,025
Share of Bengal . . .	422	204	342	372	229	19,226	19,171	1,749	12,922	16,016
" Bombay . . .	774	1,050	1,314	1,630	372	22,066	42,742	44,152	59,608	22,271
" Sind . . .	87	23	220	29	192	2,222	2,222	6,172	2,222	2,221
" Madras . . .	22	70	167	612	171	2,022	2,222	2,222	7,022	4,222
" Burma . . .	22	20	240	24	122	1,204	4,077	2,212	1,206	4,212
TOTAL	1,299	1,507	2,222	2,265	1,722	60,222	62,214	61,724	70,192	52,129
Other sorts (II. G)—										
United Kingdom (including Channel Islands)	Gals. 2,269	Gals. 2,524	Gals. 4,166	Gals. 2,297	Gals. 4,402	Rs. 1,19,796	Rs. 1,25,222	Rs. 97,614	Rs. 74,450	Rs. 20,501
Ceylon (including Maldives)	6,226	5,974	5,221	5,206	6,409	104,700	79,202	70,201	60,402	61,202
Straits Settlements	2	10	26	127	754	212	199	1,924	2,022	6,202
Hongkong	2,622	1,022	1,022	1,222	1,022	22,222	10,221	10,224	14,202	9,012
Other British Possessions	72	6	15	19	15	5,107	276	1,220	1,110	1,220
TOTAL BRITISH EMPIRE	12,222	10,520	10,222	9,004	12,222	2,22,270	2,22,220	1,21,220	1,22,199	1,22,177

No. 10—continued

ARTICLES, AND COUNTRIES OF CONSIGNMENT; ALSO SHARE OF EACH PROVINCE	QUANTITY					VALUE				
	1930-31	1931-32	1932-33	1933-34	1934-35	1930-31	1931-32	1932-33	1933-34	1934-35
<i>Oils—continued</i>						R	R	R	R	R
<i>Essential—concluded</i>										
<i>Natural—concluded</i>										
<i>Other sorts (II, G)—continued</i>	Gals.	Gals.	Gals.	Gals.	Gals.					
Germany	3,943	3,145	2,898	1,273	931	1,72,682	1,19,102	1,50,156	45,255	42,766
Netherlands	3,959	3,810	2,884	1,613	1,850	1,71,768	1,34,852	1,24,466	51,558	51,056
Belgium	175	..	23	8	..	5,165	..	1,587	62	..
France	2,226	2,050	1,898	726	688	91,584	96,086	1,06,689	57,193	64,797
Switzerland	219	120	240	62	128	18,012	13,119	21,070	3,986	6,484
Italy (including Fiume)	547	557	573	193	179	26,744	19,682	21,627	6,644	6,123
Java	173	231	339	619	1,395	3,603	5,336	4,431	7,268	15,652
China (exclusive of Hong- kong and Macao)	746	994	1,443	840	524	9,890	10,143	13,726	7,371	4,649
Japan	204	343	65	29	159	2,514	19,484	922	323	1,497
United States of America— Via Atlantic Coast	113	153	74	203	3,023	3,212	5,810	687	1,049	18,099
Other Foreign Countries	9	37	..	175	64	607	395	3	1,041	2,412
TOTAL FOREIGN COUNTRIES	12,319	12,335	10,337	5,644	13,741	5,04,786	4,24,009	4,45,314	1,81,800	2,04,140
<i>Share of Bengal</i>	<i>14,933</i>	<i>12,630</i>	<i>12,191</i>	<i>5,677</i>	<i>11,722</i>	<i>5,11,335</i>	<i>3,75,332</i>	<i>4,30,329</i>	<i>1,33,389</i>	<i>1,54,337</i>
.. Bombay	5,319	5,473	6,733	5,663	9,932	1,26,744	1,40,791	1,00,417	1,12,357	1,43,232
.. Sind	1,474	1,383	373	1,301	1,513	27,093	32,453	17,716	25,605	20,568
.. Madras	1,943	2,419	2,567	2,039	1,347	79,559	79,315	63,645	45,791	36,593
.. Burma	527	555	552	322	1,345	13,376	13,963	14,210	12,366	21,434
TOTAL	34,701	22,945	20,921	15,543	26,410	7,63,656	6,40,869	6,26,817	3,34,999	3,32,317
<i>Total Essential Oils—</i>	<i>Gals.</i>	<i>Gals.</i>	<i>Gals.</i>	<i>Gals.</i>	<i>Gals.</i>					
United Kingdom (including Channel Islands)	4,991	5,144	7,576	7,850	10,268	1,32,111	1,73,991	1,60,845	1,93,372	2,40,631
Ceylon (including Maldives)	3,253	5,977	5,349	5,231	6,436	94,824	79,552	71,007	61,574	61,664
Strait Settlements	1,041	1,235	1,279	936	1,365	17,743	22,238	23,373	13,664	21,185
Hongkong	3,797	1,033	1,056	1,595	1,163	44,376	11,413	10,244	14,266	10,140
Commonwealth of Australia	977	432	966	1,253	1,033	13,732	5,175	3,697	3,307	9,051
Other British Possessions	11	597
TOTAL BRITISH EMPIRE	16,076	13,951	16,220	16,065	20,750	3,53,435	2,92,269	2,74,156	2,39,623	3,42,591
Germany	5,379	5,916	6,653	7,622	9,239	2,12,544	1,54,360	2,44,038	2,23,504	2,69,732
Netherlands	9,563	7,334	6,173	5,602	5,896	2,20,900	1,77,634	2,36,111	1,92,601	2,32,322
Belgium	175	70	23	34	65	5,165	3,300	1,587	949	733
France	3,070	3,502	3,265	3,297	4,479	1,23,317	1,33,213	1,38,962	2,03,256	2,48,668
Switzerland	389	160	432	350	672	27,319	15,543	33,454	33,049	37,725
Italy (including Fiume)	747	692	636	1,054	1,008	33,347	22,387	25,023	30,185	29,638
Java	231	413	364	613	1,460	5,499	7,010	6,205	8,073	10,622
China (exclusive of Hong- kong and Macao)	775	934	1,557	920	621	10,694	10,143	15,267	3,531	5,392
Japan	9,023	11,429	11,537	11,071	7,357	69,235	92,034	78,952	79,697	49,384
United States of America— Via Atlantic Coast	149	163	139	232	3,049	5,057	6,193	2,257	2,163	20,432
.. Pacific	8
Other Foreign Countries	37	50	43	133	221	1,257	635	900	1,293	5,074
TOTAL FOREIGN COUNTRIES	29,435	31,380	30,029	31,623	33,963	7,14,304	6,28,112	6,33,370	7,03,761	9,16,323
<i>Share of Bengal</i>	<i>21,123</i>	<i>24,261</i>	<i>22,505</i>	<i>20,335</i>	<i>26,931</i>	<i>5,63,489</i>	<i>4,18,364</i>	<i>5,56,613</i>	<i>4,23,296</i>	<i>5,36,669</i>
.. Bombay	7,439	14,409	14,443	16,310	17,936	2,91,394	3,22,185	3,52,334	3,34,361	3,36,374
.. Sind	2,992	3,067	3,234	3,377	3,159	67,307	55,991	69,013	1,10,400	1,43,240
.. Madras	2,004	3,353	4,799	3,343	3,216	1,01,135	95,419	87,346	1,21,103	1,12,164
.. Burma	1,737	1,141	3,143	2,437	2,776	45,614	27,922	46,165	43,325	74,843
TOTAL	35,560	45,331	47,149	43,593	59,713	10,07,329	9,20,331	11,07,526	10,33,384	12,53,343

ARTICLES, AND COUNTRIES OF CONSIGNMENT; ALSO SHARE OF EACH PROVINCE	QUANTITY					VALUE				
	1930-31	1931-32	1932-33	1933-34	1934-35	1930-31	1931-32	1932-33	1933-34	1934-35
						Rs	Rs	Rs	Rs	Rs
Oils—continued										
Mineral—										
Fuel oils (II. G)—	Gals.	Gals.	Gals.	Gals.	Gals.					
United Kingdom (including Channel Islands)	183,334	191,895	14,040	80,955	32,378	34,578	34,770	3,563	33,923	6,201
Ceylon (excluding Maldives)	193,884	31,160
Straits Settlements	5,102,298	2,208,692	77,353	170,995	210,814	10,19,886	4,50,377	21,375	47,871	62,157
British Borneo	15,014,721	12,340,304	13,320,908	14,566,124	14,698,349	30,47,333	24,66,193	25,29,009	26,77,305	23,12,933
TOTAL BRITISH EMPIRE	20,240,353	14,740,091	13,429,106	14,818,074	15,135,925	40,01,793	39,51,242	25,52,041	27,59,099	26,12,501
U. S. S. E.—										
Southern	4,152,744	2,952,454	912,132	7,73,133	5,45,780	1,30,936
Germany	..	8,512	224,293	3,251	62,153
Roumania	..	963,360	5,109,764	3,542,531	1,164,472	..	1,75,347	10,13,100	15,47,630	2,01,417
Iran	75,581,166	69,235,368	65,567,473	62,339,793	63,423,169	1,42,01,992	1,37,59,996	1,20,55,530	1,17,60,360	1,45,30,451
Sumatra	346,330	1,524,023	1,661,721	2,01,334	2,69,477	2,77,196
Borneo (Dutch)	9,189,312	11,921,674	12,568,474	14,922,430	10,294,892	22,40,659	25,54,303	25,55,351	26,11,163	19,56,632
Dutch Guinea	377,734	64,364
Egypt	152,023	67,301	40,073	51,519	32,743	11,803
United States of America—										
Via Atlantic Coast	485,041	1,007,427	792,519	175,626	303,900	1,78,541	2,24,723	1,75,439	61,231	1,13,571
“ Pacific “	233,054	1,331,777	533,774	112,312	..	67,369	3,36,134	1,99,697	40,257	..
Other Foreign Countries	13,393	20,000	19,763	2,663	3,000	3,293
TOTAL FOREIGN COUNTRIES	86,100,355	83,087,943	91,098,590	89,062,696	94,127,433	1,69,42,519	1,74,23,623	1,77,87,363	1,65,66,316	1,66,33,672
Share of Bengal	9,533,143	10,436,293	9,254,321	9,193,766	9,117,230	22,01,501	22,03,134	22,09,212	17,45,797	15,31,451
“ Bombay	49,273,453	50,456,716	50,640,361	59,460,136	56,551,325	99,84,023	1,02,93,919	1,14,54,133	1,07,26,791	96,51,353
“ Sind	23,163,374	12,607,473	12,379,376	11,944,819	13,924,797	36,33,773	25,74,363	25,01,976	23,19,391	24,94,011
“ Madras	16,357,174	13,421,117	16,423,143	21,365,917	14,373,307	37,46,471	49,13,373	34,63,994	43,43,323	32,31,323
“ Burma	23,007,159	3,907,329	5,327,939	2,016,343	17,391,363	24,23,593	11,84,796	7,32,717	3,93,363	23,53,311
TOTAL	106,349,503	100,328,934	104,527,796	102,370,770	111,263,356	2,10,24,371	2,08,79,903	2,03,50,239	1,99,23,615	1,92,31,173
Kerosene (in bulk) (II. G)—	Gals.	Gals.	Gals.	Gals.	Gals.					
Straits Settlements	432,679	3,450	2,17,293	6,939
British Borneo	1,724,575	9,16,130
TOTAL BRITISH EMPIRE	432,679	3,450	1,724,575	2,17,293	6,939	9,16,130
U. S. S. E.—										
Southern	47,014,423	41,460,999	40,393,497	38,234,353	43,362,335	2,42,04,936	1,84,70,416	1,63,61,339	1,50,13,205	1,47,64,737
Germany	44,058	15,391
Roumania	..	832,756	6,237,374	9,074,399	2,737,745	..	5,51,723	29,12,627	23,13,136	6,00,936
Iran	18,035,539	17,512,391	6,293,395	..	6,023,326	34,80,303	90,69,447	26,70,063	..	35,31,393
Reunion	1,407,033	3,00,772	..
Sumatra	765,972	1,697,590	9,575,463	2,37,399	10,37,519	41,52,323
Java	4,216,833	1,422,931	13,44,337	2,94,709
Borneo (Dutch)	..	4,413,553	1,369,977	..	20,11,245	5,76,602
Celebes and other Islands	11,933,743	..	1,313,023	60,93,735	..	3,30,633
United States of America—										
Via Atlantic Coast	11,252,097	12,510,357	2,637,395	1,037,742	273,555	62,74,993	60,93,301	9,39,023	4,47,906	1,36,569
“ Pacific “	21,661	291,530	66,636	..	22,500	13,229	1,69,397	25,300	..	9,774
TOTAL FOREIGN COUNTRIES	83,312,463	77,072,051	58,262,492	56,623,060	65,492,430	4,50,71,302	3,63,33,133	3,44,17,049	3,15,73,575	2,41,63,739
Share of Bengal	21,046,312	25,636,311	17,154,333	19,639,403	21,304,014	1,07,32,336	1,06,99,374	65,13,399	34,50,333	62,39,370
“ Bombay	30,232,043	26,123,973	23,850,236	30,310,593	23,114,793	1,33,99,331	1,37,87,693	93,30,349	43,32,307	31,23,333
“ Sind	21,494,610	17,362,161	7,511,393	9,237,979	9,399,303	99,53,333	77,93,341	30,95,731	37,33,376	43,43,317
“ Madras	15,922,133	5,332,661	10,745,443	7,460,931	12,393,467	33,03,399	51,34,370	34,23,939	45,31,310	64,79,347
TOTAL	83,745,147	77,080,511	58,262,492	56,623,060	67,217,055	4,52,33,900	3,63,95,077	3,44,17,049	3,15,73,575	2,50,34,019

No. 10—continued

ARTICLES, AND COUNTRIES OF CONSIGNMENT; ALSO SHARE OF EACH PROVINCE	QUANTITY					VALUE				
	1930-31	1931-32	1932-33	1933-34	1934-35	1930-31	1931-32	1932-33	1933-34	1934-35
<i>Oils—continued</i>										
<i>Mineral—continued</i>										
Kerosene (in tins) (II. G)—	Gals.	Gals.	Gals.	Gals.	Gals.	Rs.	Rs.	Rs.	Rs.	Rs.
Straits Settlements	3,250	6,704	..	12	684,005	2,437	2,150	..	9	4,69,852
Other British Possessions	147	9	438	234	359	106	4	244	126	202
TOTAL BRITISH EMPIRE	3,397	6,713	438	246	684,364	2,543	2,154	244	135	4,70,054
Germany	4	..	48,209	1	..	18,799
Iran	128,335	1,039,535	260,250	291,875	141,200	84,701	4,76,629	2,01,389	1,92,636	90,820
United States of America— Via Atlantic Coast	8,848,331	2,856,777	970,678	1,227,207	557,001	68,01,220	24,96,768	7,53,780	9,01,041	4,07,642
" Pacific "	1,673,104	4,702,353	12,20,758	39,69,516
Other Foreign Countries	16	3,531	43	231	325	17	1,808	23	167	132
TOTAL FOREIGN COUNTRIES	10,144,736	8,602,696	1,230,935	1,519,313	744,736	81,06,691	69,44,712	9,56,202	10,93,844	5,12,398
<i>Share of Bengal</i>	<i>4,293,329</i>	<i>4,333,949</i>	<i>39,207</i>	<i>372</i>	<i>536</i>	<i>34,56,936</i>	<i>44,31,903</i>	<i>41,391</i>	<i>300</i>	<i>474</i>
" Bombay	<i>2,947,337</i>	<i>933,379</i>	<i>576</i>	<i>32,703</i>	<i>123,012</i>	<i>14,40,803</i>	<i>6,30,176</i>	<i>359</i>	<i>60,558</i>	<i>92,337</i>
" Sind	<i>1,349,313</i>	<i>1,507,093</i>	<i>260,530</i>	<i>332,127</i>	<i>161,891</i>	<i>11,08,613</i>	<i>3,10,364</i>	<i>2,01,603</i>	<i>2,31,311</i>	<i>1,12,361</i>
" Madras	<i>1,644,352</i>	<i>463,377</i>	<i>233,033</i>	<i>126,250</i>	<i>207,632</i>	<i>14,36,765</i>	<i>4,12,136</i>	<i>1,90,142</i>	<i>37,423</i>	<i>1,11,326</i>
" Burma	<i>312,051</i>	<i>772,108</i>	<i>673,045</i>	<i>977,103</i>	<i>935,979</i>	<i>6,67,122</i>	<i>6,11,677</i>	<i>5,21,951</i>	<i>7,42,334</i>	<i>6,64,399</i>
TOTAL	10,143,133	8,600,409	1,231,423	1,519,559	1,429,100	81,09,234	69,46,365	9,56,446	10,93,979	9,32,447
Total Kerosene—	Gals.	Gals.	Gals.	Gals.	Gals.					
Straits Settlements	435,929	15,154	..	12	684,005	2,19,736	9,039	..	9	4,69,852
British Borneo	1,724,575	9,16,180
Other British Possessions	147	9	438	234	359	106	4	244	126	202
TOTAL BRITISH EMPIRE	436,076	15,163	438	246	2,408,939	2,19,841	9,038	244	135	13,86,234
U. S. S. R.— Southern	47,014,425	41,400,969	40,393,527	38,234,358	48,362,385	2,42,04,936	1,84,70,413	1,63,61,841	1,50,18,305	1,47,64,737
Germany	4	..	90,267	1	..	29,690
Roumania	..	332,755	6,337,374	9,974,399	2,737,745	..	5,51,723	23,12,827	23,13,136	6,96,936
Iran	18,213,374	18,551,926	6,559,155	291,875	6,769,526	35,65,309	95,46,076	38,71,452	1,92,636	36,12,118
Sumatra	765,672	1,697,590	9,575,468	2,27,309	10,87,519	41,52,223
Java	4,216,833	1,422,931	13,44,337	2,94,709
Borneo (Dutch)	..	4,416,367	1,369,977	..	20,12,399	5,76,602
Celebes and other Islands	11,933,746	..	1,313,033	60,93,736	..	8,20,633
Reunion	1,467,033	3,66,772	..
United States of America— Via Atlantic Coast	19,595,423	15,367,634	6,603,073	2,264,949	335,596	1,30,75,313	35,02,364	17,42,312	13,43,047	5,44,211
" Pacific "	1,694,765	4,994,333	66,636	..	22,500	12,38,932	41,59,323	35,360	..	9,774
Other Foreign Countries	16	222	13	231	326	17	150	11	167	132
TOTAL FOREIGN COUNTRIES	98,457,254	85,674,757	59,493,477	58,147,378	66,237,216	5,31,78,293	4,38,32,350	2,53,72,251	2,26,72,419	2,46,81,132
<i>Share of Bengal</i>	<i>25,340,141</i>	<i>30,370,760</i>	<i>17,194,102</i>	<i>19,639,730</i>	<i>31,906,300</i>	<i>1,41,73,463</i>	<i>1,51,31,337</i>	<i>65,54,790</i>	<i>34,50,032</i>	<i>62,39,344</i>
" Bombay	<i>32,339,670</i>	<i>36,131,357</i>	<i>22,350,332</i>	<i>20,323,294</i>	<i>23,237,773</i>	<i>1,67,40,139</i>	<i>1,34,47,368</i>	<i>93,21,303</i>	<i>49,43,365</i>	<i>32,16,472</i>
" Sind	<i>22,344,423</i>	<i>13,369,259</i>	<i>7,772,423</i>	<i>9,601,103</i>	<i>10,061,099</i>	<i>1,10,67,266</i>	<i>36,04,305</i>	<i>32,97,334</i>	<i>39,55,637</i>	<i>43,55,773</i>
" Madras	<i>17,567,034</i>	<i>9,396,433</i>	<i>10,933,503</i>	<i>7,533,331</i>	<i>12,506,099</i>	<i>1,07,45,145</i>	<i>55,46,356</i>	<i>56,77,063</i>	<i>45,73,933</i>	<i>35,90,373</i>
" Burma	<i>312,051</i>	<i>772,103</i>	<i>673,045</i>	<i>977,103</i>	<i>935,979</i>	<i>6,67,122</i>	<i>6,11,677</i>	<i>5,21,951</i>	<i>7,42,334</i>	<i>6,64,399</i>
TOTAL	98,393,330	85,639,920	59,493,915	58,147,619	66,646,155	5,32,93,134	4,33,41,043	2,53,72,495	2,26,72,554	2,60,67,366
Lubricating oils—	Gals.	Gals.	Gals.	Gals.	Gals.					
Batching oils (II. G)— United Kingdom (including Channel Islands)	2,457	53,757	1,605,593	3,604	31,314	6,33,079
Straits Settlements	310	265	..
TOTAL BRITISH EMPIRE	2,457	53,967	1,605,593	3,604	32,079	6,33,079
Germany	5,523	..	33,740	..	1,141	4,057	..	33,761	..	533
Belgium	30,513	131,033	26,260	76,090	..
Borneo (Dutch)	4,611,933	3,479,344	3,404,361	1,353,774	1,756,717	25,94,133	13,57,130	13,13,332	5,94,464	7,54,266
Japan	23,300	8,350
United States of America— Via Atlantic Coast	6,605,136	9,099	4,795,394	5,464,935	5,368,393	33,36,960	11,409	28,69,326	26,40,653	25,54,670
" Pacific "	2,546,599	3,416,303	335,963	350,075	1,634	12,36,176	17,39,034	2,69,013	1,55,767	774
Other Foreign Countries	45	40
TOTAL FOREIGN COUNTRIES	13,769,244	6,905,940	8,319,476	7,310,917	7,361,090	72,21,421	37,07,573	50,16,742	34,66,979	33,19,143

ARTICLES, AND COUNTRIES OF CONSIGNMENT; ALSO SHARE OF EACH PROVINCE	QUANTITY					VALUE				
	1930-31	1931-32	1932-33	1933-34	1934-35	1930-31	1931-32	1932-33	1933-34	1934-35
<i>Cils—continued</i>						B	B	B	B	B
<i>Miscellaneous—continued</i>										
<i>Lubricating Oils—continued</i>										
Batching Oil (II. G)—contd.										
Share of Bengal	Gals. 13,747,493	Gals. 6,396,329	Gals. 3,319,476	Gals. 7,369,873	Gals. 8,955,574	72,07,352	38,98,758	50,16,742	34,93,791	40,91,124
" Bombay	24,303	9,120	..	1	..	17,167	10,816	..	2	..
" Sind	1,109	44
" Madras	319	263	..
TOTAL	13,771,791	6,905,949	3,319,476	7,369,884	8,956,683	72,25,025	37,07,573	50,16,742	34,99,059	40,94,222
<i>Other Lubricating oils (II. G)—</i>	Gals.	Gals.	Gals.	Gals.	Gals.					
United Kingdom (including Channel Islands)	1,133,276	1,514,513	1,638,943	2,248,651	2,067,166	19,87,067	26,70,959	20,89,591	25,54,908	23,13,065
Ceylon (including Maldives)	2,476	7,904	10,531	9,336	9,916	3,217	13,541	17,119	18,397	12,235
Straits Settlements	21,462	21,064	2,301	2,328	9,273	29,773	27,914	3,820	4,783	18,567
Other British Possessions	429	937	210	645	644	553	1,190	378	372	1,454
TOTAL BRITISH EMPIRE	1,157,634	1,544,423	1,651,894	2,260,970	2,087,030	20,19,640	27,13,654	21,10,908	25,78,860	23,45,271
U. S. S. R.—Southern	75,202	18,695
Germany	189,671	38,195	181,546	162,335	132,103	1,46,653	57,233	2,29,531	1,42,021	1,30,21
Netherlands	136,729	33,046	3,133	33	315	1,17,277	75,764	3,902	723	48
Belgium	1,403	16,517	122,735	35,245	61,421	1,879	14,942	9,20,161	54,602	78,96
Iran	11,430	1,100	9,373	3,273	17,709	25,634	2,661	19,785	17,532	29,20
Sumatra	313,379	240,016	420,373	2,15,448	1,20,007	1,70,77
Borneo (Dutch)	215,500	248,536	1,35,033	1,49,075
Celebes and other Islands	249,947	61,736
Siam	141	435	..	2,520	30	231	352	..	5,052	3
Japan	35,530	694	1,693	9,323	15,329	73,126	1,653	2,503	10,363	11,33
United States of America—Vld Atlantic Coast	8,627,619	6,357,946	5,801,300	6,503,536	6,590,044	99,57,010	75,73,135	70,77,451	64,33,926	60,97,19
" Pacific "	981,652	849,432	433,493	1,461,291	963,579	3,95,471	4,87,300	3,47,536	3,09,444	5,73,53
Other Foreign Countries	3,022	632	270	2,605	3,104	6,206	1,241	663	3,341	4,14
TOTAL FOREIGN COUNTRIES	10,751,994	7,596,643	6,802,784	8,435,137	8,204,047	1,09,73,267	83,64,211	89,44,800	76,01,011	71,46,16
Share of Bengal	4,920,314	3,575,049	3,337,333	4,423,939	4,291,323	41,60,633	38,26,168	30,86,439	32,33,313	33,38,44
" Bombay	2,232,695	2,333,394	2,333,333	2,330,574	3,060,933	35,67,373	34,51,938	33,36,191	39,02,759	33,08,23
" Sind	1,392,603	1,902,362	1,076,241	1,525,963	1,167,387	22,06,334	13,57,333	16,36,431	17,62,873	13,05,46
" Madras	1,351,351	1,369,393	1,131,133	1,366,618	1,367,996	19,23,807	13,76,199	21,04,139	12,60,373	16,39,00
" Burma	381,368	372,547	322,155	699,917	433,630	11,39,303	7,96,175	7,93,468	3,74,084	4,99,91
TOTAL	11,909,323	9,141,066	8,454,774	10,796,107	10,391,076	1,29,92,007	1,10,77,845	1,09,55,708	1,01,70,371	94,91,73
Petroleum, dangerous, flashing below 75° F., including petrol, benzine and benzol (II. G)—	Gals.	Gals.	Gals.	Gals.	Gals.					
Straits Settlements	1,334,105	120	235	8,87,284	210	63
Other British Possessions	46	157	279	351	1,307	193	225	1,093	374	3,44
TOTAL BRITISH EMPIRE	1,334,151	157	279	471	1,302	8,87,482	225	1,093	584	3,91
U. S. S. R.—Southern	812,997	1,300,803	881,783	2,32,118	3,23,216	2,20,44
Germany	717,706	1,109	59,730	4,26,193	2,800	52,10
Belgium	214	90,201	874	70,79
Iran	272,000	390,000	203,320	203,040	414,203	2,46,500	3,47,624	1,30,977	2,56,300	3,75,87
Sumatra	1,669,747	1,691,795	70,140	11,47,951	9,42,239	2,040
Dutch New Guinea	790,265	1,321,703	10,37,223	16,16,720	..
Java	432,734
United States of America—Vld Atlantic Coast	1,614,755	8,822	39,733	..	35,440	15,08,042	9,632	43,377	..	32,47
" Pacific "	5,564,332	9,832,331	46,16,359	79,37,602
Other Foreign Countries	1,073	204	517	48	10	1,336	190	717	60	..
TOTAL FOREIGN COUNTRIES	7,452,210	12,741,419	5,116,454	1,605,413	1,481,972	63,72,767	1,04,30,222	30,86,118	6,03,489	7,51,16

No. 10—continued

ARTICLES, AND COUNTRIES OF CONSIGNMENT: ALSO SHARE OF EACH PROVINCE	QUANTITY					VALUE				
	1930-31	1931-32	1932-33	1933-34	1934-35	1930-31	1931-32	1932-33	1933-34	1934-35
<i>Oil—continued</i>						R	R	R	R	R
<i>Mineral—continued</i>										
Petroleum, dangerous, flashing below 76°F., including petrol, benzine and bensol (II. G)— <i>continued</i>	Gals.	Gals.	Gals.	Gals.	Gals.					
Share of Bengal	3,228,780	4,174,676	482,240	9,732	1,210	20,98,502	39,17,673	2,33,432	8,670	2,971
" Bombay	719,698	2,930,810	2,300,293	1,300,914	382,036	4,05,187	16,46,588	12,95,674	3,25,578	2,20,749
" Sind	1,967,254	1,622,760	671,861	293,040	599,761	15,32,029	12,36,316	5,39,263	2,66,100	5,29,794
" Madras	2,915,243	3,013,931	1,221,702	2,000	5	31,36,461	39,77,863	16,15,722	3,312	35
" Burma	5,386	..	37	198	262	9,100	2	125	412	564
TOTAL	8,836,861	12,741,576	6,116,783	1,605,881	1,483,274	72,60,269	1,01,80,447	36,86,216	6,04,073	7,54,112
Paints, solutions and compo- sitions, dangerous, flashing below 76°F. (II. G)—	Gals.	Gals.	Gals.	Gals.	Gals.					
United Kingdom (including Channel Islands)	5,804	5,380	11,093	30,425	37,305	54,091	46,113	1,03,985	2,26,740	2,92,559
Other British Possessions	85	29	194	133	330	347	226	1,299	479	930
TOTAL BRITISH EMPIRE	5,889	5,359	11,289	30,558	37,635	54,438	46,339	1,05,284	2,27,228	2,93,489
Germany	2,576	4,735	6,331	4,252	4,880	24,380	38,855	46,489	36,694	44,071
France	1	368	206	199	154	79	5,332	4,559	5,346	3,427
United States of America—										
Via Atlantic Coast	2,503	22,012	17,022	44,468	68,237	58,687	1,22,970	1,08,392	2,08,552	2,99,007
" Pacific "	269	131	186	109	52	2,174	1,465	1,906	901	283
Other Foreign Countries	7	227	862	511	372	69	2,145	1,670	2,996	1,997
TOTAL FOREIGN COUNTRIES	12,356	22,478	24,707	49,529	68,745	85,829	1,71,317	1,08,016	2,54,189	3,49,655
Share of Bengal	7,712	22,032	32,930	56,267	1,80,503	2,42,644
" Bombay	18,245	22,993	25,273	48,243	70,007	1,39,827	2,12,252	1,59,714	2,20,182	3,79,030
" Sind	239	2,411	3,713	2,443	..	5,994	21,229	21,327	23,500
TOTAL	18,245	23,232	25,096	54,087	106,380	1,39,827	2,18,156	2,68,300	4,21,717	6,43,174
White Oils (II. G)—	Gals.	Gals.	Gals.	Gals.	Gals.					
United Kingdom (including Channel Islands)	305	776	102,615	501	45	713	758	97,474	918	89
Germany	901,044	709,886	562,458	279,791	126,641	7,41,863	5,21,929	4,25,306	1,64,679	1,10,095
Belgium	165,787	183,800	125,709	69,854	43,719	1,98,949	94,159	92,610	39,758	23,340
Japan	5,060	1,035	902	5,193	503	532
United States of America—										
Via Atlantic Coast	190,367	45	..	825	1,193	2,19,975	59	..	2,046	919
" Pacific "	16	14
Other Foreign Countries	3,922	1,778	93	1,423	323	2,853	2,159	143	951	229
TOTAL FOREIGN COUNTRIES	1,267,060	845,509	700,328	352,978	242,797	11,03,145	6,19,306	5,23,232	2,07,940	1,35,129
Share of Bengal	733,719	522,652	615,519	210,711	117,116	6,47,952	4,09,478	4,62,256	1,12,284	60,970
" Bombay	330,299	192,277	164,297	119,382	110,519	2,58,249	1,33,071	1,23,873	62,255	62,375
" Sind	15,584	2,308	16,223	21,211	11,068	15,529	7,350	19,413	15,640	9,525
" Madras	22	..	52	..	44	63	..	142	..	67
" Burma	127,141	69,648	5,591	10,529	4,104	1,52,065	68,165	5,036	6,179	2,341
TOTAL	1,267,465	846,285	802,938	353,479	242,842	11,03,858	6,20,064	6,20,726	2,02,868	1,35,218

ARTICLES, AND COUNTRIES OF CONSIGNMENT; ALSO SHARE OF EACH PROVINCE	QUANTITY					VALUE				
	1930-31	1931-32	1932-33	1933-34	1934-35	1930-31	1931-32	1932-33	1933-34	1934-35
<i>Oils—continued</i>										
<i>Misceral—continued</i>										
Other kinds (II. G)—										
United Kingdom (including Channel Islands)	Gals. 277,450	Gals. 268,563	Gals. 231,236	Gals. 215,080	Gals. 119,558	4,87,128	1,68,914	4,41,723	1,43,025	1,56,510
Ceylon (excluding Maldives)	9,149	6,262	141	262	381	9,107	11,835	154	84	558
Straits Settlements	191,297	69,031	1,196	553	129	64,034	27,953	3,334	571	147
Other British Possessions	177	1,013	112	109	36	201	886	108	216	80
TOTAL BRITISH EMPIRE	478,173	178,908	232,735	216,064	120,104	5,60,470	2,09,578	4,45,314	1,43,896	1,60,311
Germany	44,076	10,994	3,580	23,950	25,714	74,597	19,594	13,506	23,731	34,719
Roumania	2,275,864	2	2,28,439	4
Netherlands	149	7,453	1,098	10	2,127	405	14,368	5,613	73	4,321
Belgium	10,203	3,056	2,103	12,271	26,218	17,847	4,772	2,173	13,390	16,088
Sumatra	255,005	1,27,832	..
Borneo (Dutch)	243,902	6,043	1,10,543	10,239
Korea	13,145	21,373
United States of America—										
Via Atlantic Coast	632,023	233,577	171,375	167,368	162,957	2,52,504	3,07,413	2,25,594	1,55,213	1,21,206
“ Pacific “	1,515	725	12,187	40,065	221	1,503	790	12,597	24,149	304
Other Foreign Countries	10,405	2,376	2,584	6,730	4,312	15,310	3,243	3,300	3,320	5,055
TOTAL FOREIGN COUNTRIES	965,433	269,534	190,375	2,732,639	222,051	11,04,633	3,59,379	2,64,243	11,91,697	2,13,354
Share of Bengal	652,371	163,463	151,355	2,533,394	162,641	6,29,227	2,47,743	1,92,734	3,79,213	1,86,627
“ Bombay	299,023	33,320	63,003	45,123	104,336	4,43,321	1,92,712	92,363	63,174	95,699
“ Sind	33,130	11,332	245,033	1,362,726	21,371	1,20,763	19,064	2,10,576	3,35,369	60,313
“ Madras	122,539	66,310	55,070	46,192	46,967	1,90,742	32,934	63,912	54,343	49,399
“ Burma	220,941	107,466	17,297	5,723	4,120	1,60,953	1,05,094	43,994	10,989	2,651
TOTAL	1,443,606	443,442	522,173	3,998,603	342,155	16,65,163	5,68,957	7,09,567	12,35,193	3,71,665
<i>Total Mineral Oils—</i>										
United Kingdom (including Channel Islands)	1,551,717	1,310,727	2,099,505	2,734,927	2,893,266	25,37,473	29,21,743	27,36,626	29,91,320	24,56,033
Ceylon (excluding Maldives)	11,627	14,166	10,672	9,612	204,306	13,850	25,366	17,273	13,433	44,003
Straits Settlements	7,135,191	2,312,991	80,833	174,215	904,455	22,19,712	5,15,263	29,594	53,374	5,51,181
British Borneo	15,014,721	12,340,394	13,336,903	14,566,124	16,423,424	30,47,333	24,66,195	25,29,003	26,77,305	34,29,163
Other British Possessions	632	1,939	573	396	1,020	1,101	3,302	1,767	1,539	2,510
TOTAL BRITISH EMPIRE	23,713,938	16,480,767	16,528,542	17,485,374	21,396,572	73,37,930	59,30,369	53,13,263	57,48,076	74,32,339
U. S. S. R.—										
Northern	46	145	..
Southern	40,914,425	31,460,969	45,415,355	42,404,004	45,157,235	2,42,04,938	1,84,70,416	1,72,99,995	1,58,39,630	1,51,16,709
Germany	1,149,114	772,323	1,751,576	461,437	510,476	9,91,960	6,39,863	12,36,940	3,69,975	4,52,330
Netherlands	133,762	90,521	4,292	316	2,729	1,19,673	90,140	9,527	2,173	5,552
Belgium	177,433	153,373	390,061	248,673	223,210	1,55,715	1,18,873	10,51,241	1,84,599	189,691
France	2,767	370	393	1,663	193	7,341	5,393	5,500	6,330	3,956
Roumania	..	1,351,110	11,917,430	21,793,367	3,952,303	..	7,27,069	34,27,639	51,99,495	3,93,336
Iran	94,179,473	53,131,449	72,342,325	62,033,550	90,629,612	2,30,41,203	2,36,56,547	1,67,34,744	1,22,37,406	1,35,47,147
Sumatra	346,330	3,193,773	4,435,477	2,203,411	9,095,336	2,01,334	14,36,423	16,62,192	13,49,993	43,23,000
Java	5,793	1,233	422,973	4,213,626	1,424,039	6,531	1,237	2,33,023	13,46,299	2,96,232
Borneo (Dutch)	14,305,653	30,072,469	15,992,335	16,281,254	13,421,536	51,30,433	66,33,753	43,74,233	32,05,202	29,37,550

No. 10—continued

ARTICLES, AND COUNTRIES OF CONSIGNMENT; ALSO SHARE OF EACH PROVINCE	QUANTITY					VALUE				
	1930-31	1931-32	1932-33	1933-34	1934-35	1930-31	1931-32	1932-33	1933-34	1934-35
<i>Oils—continued</i>						B	B	B	B	B
<i>Mineral—concluded</i>										
<i>Total Mineral Oils—continued</i>	Gals.	Gals.	Gals.	Gals.	Gals.					
Celebes and other Islands	12,100,843	..	1,313,023	61,56,332	..	8,20,638
Siam	998	485	..	2,568	164	1,309	852	..	5,113	73
Dutch New Guinea	..	790,265	1,599,493	10,37,223	16,80,584
Korea	18,145	81,378
Japan	36,335	1,423	9,041	13,010	43,195	77,433	2,508	9,434	13,918	24,172
Egypt	162,059	63,094	40,140	27	1,635	51,598	23,461	12,072	80	1,457
Reunion	1,467,088	3,66,772	..
United States of America—										
Vid Atlantic Coast	37,959,907	28,013,458	15,127,006	14,022,417	13,564,818	2,91,37,032	1,69,02,655	1,22,45,941	1,03,55,693	97,95,716
" Pacific "	11,125,236	20,475,435	1,692,249	1,991,342	987,932	76,06,637	1,46,61,758	8,65,249	10,30,518	5,34,734
Other Foreign Countries	13,633	23,471	1,412	3,707	20,300	6,622	11,441	2,798	5,547	6,972
TOTAL FOREIGN COUNTRIES	213,775,506	200,150,313	172,255,189	168,736,559	179,935,351	9,69,81,574	8,44,64,021	6,16,66,830	5,25,63,763	5,32,33,777
<i>Share of Bengal</i>	53,171,661	57,490,114	39,403,337	43,463,497	44,573,753	3,11,34,947	2,93,37,214	1,78,32,332	1,31,70,373	1,55,82,739
" Bombay	38,362,393	32,776,397	32,333,743	34,079,329	34,330,575	3,15,35,686	2,93,07,302	2,58,34,256	1,93,92,006	2,19,35,108
" Sind	39,376,332	34,139,733	22,864,332	24,312,503	24,380,274	1,77,30,394	1,43,04,320	86,23,530	86,77,197	86,69,291
" Madras	35,373,713	35,039,694	39,321,669	30,366,263	28,333,337	1,97,86,379	1,46,33,241	1,29,24,074	1,01,40,057	1,09,00,913
" Burma	19,314,550	10,329,037	6,459,111	3,609,337	19,359,094	45,73,143	27,62,533	20,36,261	19,27,206	36,28,616
TOTAL	212,489,444	216,630,935	137,733,731	136,222,433	131,331,923	10,43,19,554	9,03,04,890	6,69,80,093	5,33,06,339	6,07,16,666
<i>Mineral Grease including petroleum Jelly (II. G.)—</i>		Lbs.	Lbs.	Lbs.	Lbs.					
United Kingdom (including Channel Islands)	—	909,445	1,163,291	1,939,742	1,800,659	—	2,15,939	2,45,921	3,59,376	3,62,041
Other British Possessions	—	14,301	3,851	16,431	22,697	—	3,977	787	3,183	5,074
TOTAL BRITISH EMPIRE	—	923,746	1,167,142	1,956,173	1,823,356	—	2,19,916	2,46,708	3,62,559	3,67,115
Germany	—	202,708	101,924	160,968	170,516	—	33,755	24,730	39,071	34,533
Netherlands	—	39,079	21,022	—	9,678	5,592
Belgium	—	53,316	147,044	263,343	163,129	—	15,313	41,414	63,690	31,029
United States of America—										
Vid Atlantic Coast	—	1,973,903	1,837,939	3,631,339	2,602,371	—	3,96,056	4,41,371	4,33,939	4,23,245
" Pacific "	—	5,095	3,447	12,308	41,139	—	1,240	868	3,645	5,905
Other Foreign Countries	—	19,795	24,624	23,351	27,710	—	3,849	5,309	7,002	8,233
TOTAL FOREIGN COUNTRIES	—	2,354,817	2,165,023	3,130,941	3,026,537	—	4,55,118	5,13,692	6,07,076	5,13,541
<i>Share of Bengal</i>	—	319,734	1,191,003	2,193,507	2,127,034	—	2,08,944	3,16,457	4,31,636	3,30,766
" Bombay	—	379,543	1,164,035	1,339,327	1,506,133	—	2,17,437	2,33,437	2,70,356	2,76,736
" Sind	—	633,120	461,100	713,302	609,093	—	1,33,074	91,045	1,15,799	99,944
" Madras	—	462,849	336,132	607,457	415,324	—	77,473	72,606	1,11,131	64,296
" Burma	—	133,313	179,867	179,631	300,109	—	37,216	46,965	40,313	53,234
TOTAL	—	3,178,663	3,332,130	5,037,114	4,849,893	—	6,74,134	7,60,400	6,69,634	3,80,653
Turkey Red Oil (II. G)—	Gals.	Gals.	Gals.	Gals.	Gals.					
Total British Empire	..	2	4	..	32	..	10	6	..	63
Total Foreign Countries	244	2,138	84	761	898	392	4,355	249	1,490	1,933
<i>Share of Bombay</i>	..	2	3	37	10	4	232	..
" Sind	..	33	15	..	118	25
" Madras	244	2,135	81	363	715	392	4,237	245	968	1,644
" Burma	301	200	290	133
TOTAL	244	2,100	88	761	930	392	4,365	255	1,490	2,053

* Separately recorded from 1931-32.

ARTICLES, AND COUNTRIES OF CONSIGNMENT; ALSO SHARE OF EACH PROVINCE	QUANTITY					VALUE				
	1930-31	1931-32	1932-33	1933-34	1934-35	1930-31	1931-32	1932-33	1933-34	1934-35
						R	R	R	R	R
Oils—continued]										
Vegetable, non-essential—										
Coconut (H. G)—										
	Gals.	Gals.	Gals.	Gals.	Gals.					
United Kingdom (including Channel Islands)	7,151	2,857	99	23	6	20,208	6,717	120	24	12
Ceylon (excluding Maldives)	1,201,667	2,297,758	6,619,250	4,527,725	5,504,583	12,27,624	42,22,124	70,22,591	42,00,517	29,47,222
Straits Settlements	585	9,561	1,017,478	1,401,600	2,011,484	1,229	15,176	12,29,251	14,24,170	12,52,908
Federated Malay States	10,567	1,244	12,408	1,121	..
Other British Possessions	12	498	55	62	268	26	720	51	66	224
TOTAL BRITISH EMPIRE	1,209,415	2,310,694	7,677,449	6,020,754	7,516,341	12,49,122	42,20,747	71,70,608	57,24,957	55,01,641
Java	..	12,675	125,515	22,214	1,50,170
Other Foreign Countries	15	771	241	26	1,220	22	1,202	596	101	1,529
TOTAL FOREIGN COUNTRIES	15	20,446	125,256	26	1,220	22	20,117	1,50,766	101	1,529
Share of Bengal	1,173,166	2,247,222	4,716,229	4,424,222	5,000,402	17,23,279	22,24,212	52,21,254	40,22,470	27,22,222
" Bombay	12,277	24,244	1,272,222	224,270	222,222	21,222	22,212	12,22,222	2,70,222	2,70,210
" Sind	12	2,412	172,222	22,222	222,222	27	2,222	1,22,212	22,222	2,22,222
" Madras	1,217	22,222	224,270	122,270	222,222	2,221	22,270	4,22,222	1,72,270	4,22,221
" Burma	21,222	222,221	222,222	1,222,272	1,222,222	22,222	2,22,222	11,22,272	11,22,222	12,22,222
TOTAL	1,209,430	2,331,140	7,902,205	6,020,240	7,517,271	12,49,212	42,20,222	72,21,272	57,22,222	55,02,222
Groundnut (H. G)—										
	Gals.	Gals.	Gals.	Gals.	Gals.					
Ceylon (excluding Maldives)	2,244	7,122	..
Other British Possessions	1,559	2,712	2,222	274	277	2,522	4,242	2,727	1,221	1,222
TOTAL BRITISH EMPIRE	1,559	2,712	2,222	10,212	277	2,522	4,242	2,727	2,222	1,222
TOTAL FOREIGN COUNTRIES	1	62	222	242	..	2	222	1,222	222	..
Share of Bengal	..	62	222	2,242	222	1,222	7,217	..
" Bombay	..	12	272	212	22	1,222	272	..
" Sind	12	22	..
" Burma	1,559	2,722	1,227	224	277	2,522	4,222	2,727	1,222	1,222
TOTAL	1,560	2,724	2,222	11,222	277	2,522	4,222	5,122	9,222	1,222
Linseed (H. G)—										
	Gals.	Gals.	Gals.	Gals.	Gals.					
United Kingdom (including Channel Islands)	152,122	172,117	172,409	151,599	127,272	5,22,770	4,21,127	4,22,722	2,20,222	2,22,222
Other British Possessions	201	702	402	402	212	204	1,227	1,000	722	1,422
TOTAL BRITISH EMPIRE	152,222	172,222	172,211	152,007	127,222	5,22,274	4,22,222	4,40,722	2,21,222	2,20,070
Netherlands	1,722	2,440	1,221	20	..	2,422	2,222	2,172	22	..
Other Foreign Countries	241	1,272	422	29	222	1,122	4,222	1,222	172	227
TOTAL FOREIGN COUNTRIES	2,109	2,812	1,724	109	222	2,612	10,010	4,492	222	227
Share of Bengal	2,242	1,222	1,402	242	1,222	7,122	4,222	2,722	1,422	2,222
" Bombay	107,241	122,222	122,272	117,222	112,222	2,20,222	2,22,222	2,22,272	2,21,222	2,20,222
" Sind	27,022	22,477	20,472	19,222	22,242	77,722	22,222	20,022	27,214	42,121
" Madras	14,212	12,222	17,221	10,222	12,222	42,222	42,722	42,221	22,222	22,222
" Burma	7,022	2,212	2,102	2,722	2,221	21,221	17,222	12,772	2,222	2,222
TOTAL	152,422	172,222	174,222	152,116	127,222	5,22,222	4,22,222	4,42,222	2,21,222	2,20,222

No. 10—continued

ARTICLES, AND COUNTRIES OF CONSIGNMENT; ALSO SHARE OF EACH PROVINCE	QUANTITY					VALUE				
	1980-81	1981-82	1982-83	1983-84	1984-85	1980-81	1981-82	1982-83	1983-84	1984-85
<i>Oil—continued</i>										
<i>Vegetable, non-essential— continued</i>										
Other sorts (II, G)— United Kingdom (including Channel Islands)	Gals.	Gals.	Gals.	Gals.	Gals.	R	R	R	R	R
	16,622	36,078	15,702	36,323	7,556	40,940	42,981	23,296	36,292	16,087
Straits Settlements	5,316	5,377	57,327	37,350	157,767	8,697	6,617	51,089	38,378	1,58,386
Federated Malay States	6	2,857	10,507	16,545	39,028	3	2,882	9,356	13,665	30,199
Hongkong	7,999	5,190	5,655	5,576	3,009	20,790	9,493	10,416	10,269	5,890
Gambia Nigeria (including British Mandated Territory of Camerouns)	11,200	8,777
Other British Possessions	1,023	1,190	530	105	1,865	2,390	2,221	2,050	722	2,348
TOTAL BRITISH EMPIRE	30,866	50,592	89,771	86,407	272,962	72,820	64,138	96,207	94,326	2,29,934
Denmark	1,850	92	6,666	3,188	487	10,522
Germany	2,820	264	238	556	49	25,407	2,922	3,884	2,755	441
Netherlands	11	352	931	671	54,558	444	1,498	2,014	4,295	60,097
Belgium	37,851	53,243	36,818	70,969	21,335	68,281	61,504	42,365	69,562	20,580
France	4,721	2,664	3,945	10,577	9,003	18,475	17,347	15,381	30,119	24,032
Italy (including Fiume)	2,484	3,122	2,243	1,148	2,601	11,542	12,690	12,179	5,050	10,711
Sumatra	42	..	22	..	230,397	83	..	29	..	1,41,433
Austria	6,244	19,400
Java	97	5,225	3,659	451	51,290	258	5,552	3,170	374	46,586
China (exclusive of Hongkong and Macao)	9,460	126	18,737	17,953	16,344	21,914	210	24,025	32,311	37,694
Japan	1,089	1	2,223	2,355	2,117	2,230	6	5,013	6,222	3,556
United States of America— Via Atlantic Coast	7,432	6,883	9,295	4,475	693	23,906	18,431	24,878	9,500	1,864
" Pacific "	30	1	322	42	..	108	11	964	47	..
Other Foreign Countries	224	284	273	2,230	94	816	2,058	816	2,420	414
TOTAL FOREIGN COUNTRIES	72,556	73,193	81,536	112,012	395,152	1,92,364	1,21,623	1,47,901	1,62,142	3,57,930
<i>Share of Bengal</i>	<i>75,030</i>	<i>73,768</i>	<i>79,996</i>	<i>117,333</i>	<i>313,535</i>	<i>1,56,213</i>	<i>1,11,135</i>	<i>1,34,661</i>	<i>1,43,635</i>	<i>3,94,603</i>
" Bombay	7,301	7,061	4,166	17,310	211,252	20,077	16,993	10,061	41,282	1,53,129
" Sind	2,139	1,473	4,339	2,431	1,206	5,135	4,302	10,304	5,263	4,662
" Madras	6,917	30,462	3,065	6,433	6,164	12,521	23,035	11,616	14,549	18,210
" Burma	11,435	12,917	14,311	54,350	135,907	31,733	24,701	77,466	51,739	1,13,260
TOTAL	103,422	123,737	171,337	198,419	668,114	2,65,634	1,35,756	2,44,108	2,56,468	5,37,864
<i>Total Vegetable, non-essential—</i>	<i>Gals.</i>	<i>Gals.</i>	<i>Gals.</i>	<i>Gals.</i>	<i>Gals.</i>					
United Kingdom (including Channel Islands)	170,925	211,052	188,210	177,949	165,437	5,94,008	5,30,809	4,63,174	4,26,704	4,04,690
Ceylon (excluding Maldives)	1,202,109	2,293,770	6,619,920	4,537,922	5,505,479	18,28,752	42,30,246	79,30,740	43,07,676	39,49,393
Straits Settlements	6,985	17,205	1,105,334	1,530,568	2,170,024	12,603	26,087	12,82,533	14,69,476	16,83,518
Federated Malay States	6	2,355	21,074	17,789	39,028	3	3,602	21,821	14,946	30,199
Hongkong	8,399	5,903	6,064	5,626	3,176	21,765	10,779	11,168	10,354	5,672
Gambia Nigeria (including British Mandated Territory of Camerouns)	11,200	8,777
Other British Possessions	769	543	657	212	1,037	1,812	1,212	1,891	337	2,032
TOTAL BRITISH EMPIRE	1,398,193	2,536,827	7,912,059	6,270,686	7,948,868	24,58,988	48,02,635	97,11,370	62,29,393	61,23,031
Denmark	2,158	92	7,816	3,734	487	11,903
Germany	2,820	1,235	269	564	90	26,407	5,947	3,907	2,808	567
Netherlands	1,779	3,593	2,252	721	54,558	5,900	3,981	5,156	4,350	60,097
Belgium	33,091	53,243	36,818	70,969	21,335	69,121	61,504	42,380	69,595	20,580
France	4,721	2,664	3,945	10,577	9,108	18,475	17,347	15,381	30,119	24,323
Italy (including Fiume)	2,484	3,122	2,245	1,148	2,601	11,542	12,690	12,186	5,050	10,711
Austria	6,244	19,400
Sumatra	42	..	22	..	230,397	83	..	29	..	1,41,433
Java	192	25,039	120,199	451	51,290	557	34,633	1,53,415	374	46,586
China (exclusive of Hong- kong and Macao)	9,468	192	19,369	17,930	16,344	21,920	475	35,389	32,305	37,694
Japan	1,089	1	3,358	2,393	2,177	2,230	5	5,230	5,312	3,637
United States of America— Via Atlantic Coast	7,432	7,135	9,285	4,475	693	23,906	19,251	24,878	9,500	1,864
" Pacific "	30	1	374	42	..	108	11	1,703	47	..
Other Foreign Countries	243	304	2,367	2,943	371	868	1,113	1,062	3,029	693
TOTAL FOREIGN COUNTRIES	74,681	97,510	209,661	112,345	396,780	1,99,517	1,62,015	3,04,483	1,63,037	3,60,096

ARTICLES, AND COUNTRIES OF CONSIGNMENT; ALSO SHARE OF EACH PROVINCE	QUANTITY					VALUE				
	1930-31	1931-32	1932-33	1933-34	1934-35	1930-31	1931-32	1932-33	1933-34	1934-35
Oil—continued										
Vegetable, non-essential— concluded										
Total Vegetable, non-essential— continued	Gals.	Gals.	Gals.	Gals.	Gals.					
<i>Share of Bengal</i>	1,250,494	2,122,005	4,798,096	6,551,300	5,315,370	19,86,449	39,70,740	66,63,096	41,95,734	34,70,470
<i>" Bombay</i>	127,919	154,354	1,699,357	430,176	590,170	4,32,461	4,11,133	23,02,146	6,74,003	6,72,191
<i>" Sind</i>	29,293	32,404	214,933	87,091	385,417	82,891	71,322	2,63,929	1,01,686	3,35,491
<i>" Madras</i>	23,249	84,516	329,449	211,193	669,751	87,077	1,30,058	5,13,561	2,13,466	5,21,314
<i>" Burma</i>	41,919	241,067	1,059,788	1,101,121	1,386,834	98,984	3,91,327	12,78,120	12,07,661	14,62,664
TOTAL	1,472,874	3,634,346	8,161,020	8,382,941	8,345,649	26,58,455	49,64,700	1,00,15,852	62,92,430	64,83,120
Total oils (a)—	Gals.									
United Kingdom (including Channel Islands)	2,014,758	—	—	—	—	37,44,005	39,31,189	37,90,209	40,75,492	45,57,070
Ceylon (excluding Maldives)	1,219,994	—	—	—	—	19,35,938	42,35,165	60,10,464	42,87,912	40,56,874
Straits Settlements	7,143,438	—	—	—	—	22,50,383	5,65,191	13,34,883	15,39,504	22,59,259
Federated Malay States	426	—	—	—	—	556	4,022	22,199	14,846	20,199
British Borneo	15,014,721	—	—	—	—	30,47,333	24,66,195	25,29,003	26,77,305	24,20,497
Hongkong	11,555	—	—	—	—	60,763	22,572	21,448	24,580	15,907
Gambia	3,777
Nigeria (including Br. Mandated Territory of Cameroons)	38,748
Commonwealth of Aus- tralia	977	—	—	—	—	12,782	7,991	9,045	3,384	9,679
Other British Possessions	1,848	—	—	—	—	3,290	1,422	2,912	1,289	2,902
TOTAL BRITISH EMPIRE	26,407,209	—	—	—	—	1,10,62,050	1,12,88,749	1,57,29,164	1,27,29,292	1,44,09,412
U. S. S. R.—										
Northern	145	..
Southern	47,014,425	—	—	—	—	2,42,04,966	1,84,70,416	1,72,90,167	1,58,89,630	1,51,16,709
Sweden	842	—	—	—	—	1,140	43	6,669	6,521	4,733
Norway	55,238	—	—	—	—	1,04,584	55,748	75,797	54,458	11,412
Denmark	4,894	—	—	—	—	11,669	27,297	2,20,502	47,399	55,094
Germany	1,174,800	—	—	—	—	12,45,322	8,49,115	15,91,487	7,74,125	8,22,759
Netherlands	154,530	—	—	—	—	3,58,796	2,78,017	2,51,312	2,09,084	3,08,568
Belgium	215,704	—	—	—	—	2,33,001	1,93,895	11,76,723	3,22,202	2,44,193
France	10,578	—	—	—	—	1,49,133	1,60,978	2,10,073	2,45,205	2,77,436
Switzerland	456	—	—	—	—	27,455	16,897	31,045	33,232	38,370
Italy (including Fiume)	4,622	—	—	—	—	48,277	88,040	42,593	36,710	40,675
Austria	6,657	—	—	—	—	20,548	119	168	1,002	368
Roumania	7,27,069	34,27,669	51,99,740	8,98,336
Mascat Territory and Trucial Oman	189	—	—	—	—	176	1,213	5,041	932	295
Iran	94,179,654	—	—	—	—	2,30,41,978	2,36,56,636	1,67,26,373	1,22,41,757	1,85,49,767
Sumatra	346,372	—	—	—	—	2,01,417	14,36,428	16,62,221	13,43,998	44,64,433
Java	6,287	—	—	—	—	12,717	42,965	3,97,643	18,55,346	3,59,490
Borneo (Dutch)	14,365,653	—	—	—	—	51,30,485	68,32,755	42,74,233	32,05,602	29,87,550
Celebes and other Islands	12,190,343	—	—	—	—	61,56,382	240	3,30,900	376	1,310
Dutch New Guinea	10,37,222	16,60,584
Siam	999	—	—	—	—	1,811	856	12	5,192	73
China (exclusive of Hong- kong and Macao)	10,389	—	—	—	—	32,886	11,081	50,928	40,893	43,174
Korea	18,145	—	—	—	—	31,378
Japan	150,488	—	—	—	—	2,75,985	1,37,369	5,17,331	5,49,281	2,40,693
Egypt	152,189	—	—	—	—	52,270	22,469	13,233	217	1,928
Reunion	8,68,772	..
United States of America—										
<i>Via Atlantic Coast</i>	87,967,623	—	—	—	—	2,92,15,940	1,73,24,521	1,27,15,265	1,18,51,486	1,02,46,951
<i>" Pacific "</i>	11,025,266	—	—	—	—	76,06,745	1,46,08,017	8,07,832	10,34,210	5,91,179
Other Foreign Countries	10,943	—	—	—	—	4,053	6,175	2,937	3,628	6,741
TOTAL FOREIGN COUNTRIES	219,007,121	—	—	—	—	9,81,62,984	8,58,42,549	6,42,72,128	5,48,18,046	5,58,09,223

(a) Quantity not recorded from 1931-32.

No. 10—continued

ARTICLES, AND COUNTRIES OF CONSIGNMENT; ALSO SHARE OF EACH PROVINCE	QUANTITY					VALUE				
	1930-31	1931-32	1932-33	1933-34	1934-35	1930-31	1931-32	1932-33	1933-34	1934-35
Oils—continued.	Gals.					Rs.	Rs.	Rs.	Rs.	Rs.
Total Oils (a)—continued										
Share of Bengal	59,859,001	—	—	—	—	3,49,38,183	3,41,19,606	3,47,22,173	3,36,11,155	3,01,10,202
“ Bombay	86,432,298	—	—	—	—	3,23,44,005	3,02,77,522	2,89,22,618	2,07,45,901	2,24,39,943
“ Sind	39,417,136	—	—	—	—	1,73,93,736	1,45,71,012	88,73,264	91,70,387	93,06,136
“ Madras	33,913,632	—	—	—	—	1,99,75,629	1,50,19,526	1,38,73,420	1,07,05,496	1,16,16,155
“ Burma	19,839,315	—	—	—	—	47,18,381	32,23,632	36,09,812	33,14,399	52,47,198
TOTAL	244,474,380	—	—	—	—	10,92,24,084	9,72,26,268	8,00,01,287	6,75,47,338	6,97,16,635
Quakes (II. H)—	Tons	Tons	Tons	Tons	Tons					
TOTAL BRITISH EMPIRE	64	43	9	9	9	4,090	1,871	464	427	739
Share of Bombay	9	6	591	44	585
“ Madras	50	43	9	9	3	2,166	1,827	463	427	164
“ Burma	5	333	..	1
TOTAL	64	43	9	9	9	4,090	1,871	464	427	739
Oil-cloth and Floor cloth (II. U)—	Sq. yards	Sq. yards	Sq. yards	Sq. yards	Sq. yards					
United Kingdom (including Channel Islands)	234,768	237,325	414,136	434,500	533,044	2,74,143	2,23,843	3,63,945	3,65,023	4,08,701
Ceylon (excluding Maldives)	39	34	92	118	3,623	47	56	66	87	5,327
Other British Possessions	65	60	114	20	1,529	132	62	116	20	824
TOTAL BRITISH EMPIRE	234,872	237,419	414,342	434,638	439,096	2,74,322	2,23,961	3,64,127	3,65,130	4,09,852
Germany	234,896	118,729	140,848	86,018	75,798	1,43,744	62,640	74,920	36,196	45,553
Netherlands	6,950	5,966
Belgium	9,580	6,246	16,730	78,774	169,400	8,313	4,336	12,169	48,723	98,919
France	23,795	49,245	45,330	24,980	55,943	21,749	34,701	36,802	17,334	38,344
Italy (including Finme)	10,633	1,314	3	3,319	1,593	29
Austria	10,901	7,562	3,338	2,693	..	3,522	5,334	2,206	1,698	..
Czechoslovakia	21,301	41,741	2,095	958	..	13,093	29,459	6,354	627	..
Japan	340	583	1,508	11,357	19,306	1,094	383	1,462	6,538	7,770
United States of America—										
Via Atlantic Coast	303,693	269,792	310,399	214,302	184,597	2,27,332	1,36,237	1,99,985	1,03,223	1,05,704
“ Pacific “	301	1,223	1,252	253	689	492
Other Foreign Countries	5,433	4	7,991	..	20	4,284	5	4,334	..	39
TOTAL FOREIGN COUNTRIES	626,527	495,731	529,590	420,235	506,420	4,47,416	3,25,188	3,38,485	2,15,523	2,06,355
Share of Bengal	153,383	147,301	302,146	146,336	134,192	1,33,899	1,16,005	1,51,013	1,03,405	130,946
“ Bombay	308,637	300,116	376,146	392,121	516,943	2,64,036	2,25,074	2,93,079	2,73,025	3,22,714
“ Sind	33,726	63,717	90,375	37,691	103,794	33,563	53,071	72,121	72,962	33,603
“ Madras	92,637	60,433	73,334	33,773	43,136	99,099	60,477	64,633	32,393	31,193
“ Burma	369,974	156,050	193,330	304,397	137,391	1,36,116	93,942	1,21,652	97,073	95,951
TOTAL	861,399	733,146	943,032	854,873	1,045,516	7,21,738	5,54,149	7,02,612	5,80,466	7,06,707

(a) Quantity not recorded from 1931-32.

GENERAL IMPORTS

(300)

No. 10—continued

ARTICLES, AND COUNTRIES OF CONSIGNMENT; ALSO SHARE OF EACH PROVINCE	QUANTITY					VALUE				
	1930-31	1931-32	1932-33	1933-34	1934-35	1930-31	1931-32	1932-33	1933-34	1934-35
Opium (III. C)—										
United Kingdom (including Channel Islands)	Lbs. 9	Lbs. 8	Lbs. 4	Lbs. 3	Lbs. ..	R 645	R 701	R 225	R 179	R 229
TOTAL FOREIGN COUNTRIES	9	8	4	3	10	253	272	201	158	1,042
<i>Share of Bengal</i>	3	141
<i>Bombay</i>	88	..
<i>Sind</i>	3	3	3	3	10	757	1,373	1,216	624	1,371
TOTAL	11	8	8	5	10	898	1,373	1,216	692	1,371
Packing-engine and Boiler of all kinds (excluding asbestos) (III. D)—										
United Kingdom (including Channel Islands)	—	—	—	—	—	2,20,200	2,17,059	2,25,374	2,65,011	2,21,154
Other British Possessions	—	—	—	—	—	386	235	974	807	66
TOTAL BRITISH EMPIRE	—	—	—	—	—	2,20,586	2,17,294	2,26,348	2,65,818	2,21,220
Germany	—	—	—	—	—	2,267	9,346	869	2,036	2,146
Netherlands	—	—	—	—	—	399	2,102	1,094	4,047	9,899
Belgium	—	—	—	—	—	15,183	2,000	126	429	4,263
France	—	—	—	—	—	6,689	..	7,191	601	1,823
United States of America—										
<i>Via Atlantic Coast</i>	—	—	—	—	—	15,374	16,221	10,562	8,911	18,073
<i>Pacific</i>	—	—	—	—	—	367
Other Foreign Countries	—	—	—	—	—	682	1,930	3,018	2,686	6,045
TOTAL FOREIGN COUNTRIES	—	—	—	—	—	42,461	33,739	22,855	20,479	45,244
<i>Share of Bengal</i>	—	—	—	—	—	1,33,576	1,19,038	1,29,923	1,62,997	2,16,616
<i>Bombay</i>	—	—	—	—	—	94,807	67,338	53,317	57,726	61,335
<i>Sind</i>	—	—	—	—	—	13,332	9,373	3,333	6,136	12,413
<i>Madras</i>	—	—	—	—	—	23,953	26,603	23,316	31,467	36,321
<i>Burma</i>	—	—	—	—	—	43,924	23,363	23,304	27,983	37,164
TOTAL	—	—	—	—	—	2,79,047	2,51,633	2,40,208	2,86,297	3,64,464
Paints and Painters' materials—										
Paints and Colours—										
Barytes (III. E)—										
United Kingdom (including Channel Islands)	Cwts. 369	Cwts. 321	Cwts. 99	Cwts. 816	Cwts. 196	2,111	1,210	899	2,411	2,040
Germany	87,546	86,374	10,085	27,508	18,048	2,15,923	87,693	29,980	64,733	41,239
Netherlands	13,339	10,235	3,539	41	..	33,579	22,732	2,255	131	..
Belgium	21,049	887	24,634	10,630	6,051	53,011	39,305	50,280	41,111	21,244
Italy (including Fiume)	4,677	7,020	518	10,030	23,933	14,463	22,632	1,394	23,773	73,009
Other Foreign Countries	..	25	200	..	139	13	130	603	..	359
TOTAL FOREIGN COUNTRIES	127,261	54,541	38,976	57,405	43,171	2,16,994	1,72,448	91,017	1,34,763	1,30,561

No. 10—continued

ARTICLES, AND COUNTRIES OF CONSIGNMENT; ALSO SHARE OF EACH PROVINCE	QUANTITY					VALUE				
	1930-31	1931-32	1932-33	1933-34	1934-35	1930-31	1931-32	1932-33	1933-34	1934-35
Paints and Painters' materials— continued						R	R	R	R	R
Paints and Colours—continued										
Barytes (III. E)—continued	Cwts.	Cwts.	Cwts.	Cwts.	Cwts.					
Share of Bengal	16,924	5,407	7,941	10,977	10,972	41,267	53,308	16,816	27,398	44,033
" Bombay	8,316	2,227	10,168	2,202	31,203	26,668	25,046	29,518	32,071	30,372
" Sind	51,553	25,436	19	88	1,206	1,13,008	78,721	174	1,199	2,568
" Madras	126	749	611	140	66	550	2,761	1,223	512	262
" Burma	61,711	4,943	20,336	22,508	4,921	1,36,612	12,222	42,537	21,974	11,375
TOTAL	127,680	54,962	39,076	58,221	48,867	2,10,105	1,78,658	91,916	1,43,164	1,20,601
Blue paint or Paris blue (III. E)—	Cwts.	Cwts.	Cwts.	Cwts.	Cwts.					
United Kingdom (including Channel Islands)	4,912	6,075	8,831	12,068	10,020	2,12,020	2,72,476	2,40,232	3,85,339	3,97,274
Other British Possessions	1	..	46	6	1	60	..
TOTAL BRITISH EMPIRE	4,912	6,075	8,831	12,069	10,020	2,12,066	2,72,482	2,40,233	3,85,440	3,97,274
Germany	2,543	2,522	4,427	2,919	4,010	1,96,212	2,01,759	2,65,490	2,27,149	2,32,108
Netherlands	144	139	824	977	891	6,040	6,513	30,318	28,257	33,540
Belgium	1,467	1,661	727	944	782	41,084	40,666	20,008	26,478	19,527
Czechoslovakia	30	65	103	340	..	805	1,739	3,724	9,547
Other Foreign Countries	95	19	33	24	51	1,922	882	1,440	1,123	3,019
TOTAL FOREIGN COUNTRIES	5,249	5,371	6,091	6,067	6,074	2,45,268	2,50,625	2,18,990	2,86,726	2,97,730
Share of Bengal	287	1,522	2,266	2,214	2,426	46,720	20,243	1,53,382	1,46,184	1,41,020
" Bombay	2,201	4,339	4,723	7,455	6,878	1,22,027	1,51,143	1,83,243	1,25,809	2,17,620
" Sind	2,459	2,691	2,222	2,232	2,219	1,65,964	1,61,200	1,56,785	1,47,823	1,61,253
" Madras	1,222	1,320	1,251	1,779	2,079	64,401	69,000	1,01,205	63,126	96,201
" Burma	1,222	1,022	1,399	2,056	1,323	78,052	60,006	64,008	39,174	72,250
TOTAL	10,161	12,046	14,922	18,036	16,094	4,58,224	5,23,107	6,50,223	6,72,176	6,95,004
Graphite (III. E)—	Cwts.	Cwts.	Cwts.	Cwts.	Cwts.					
United Kingdom (including Channel Islands)	2,518	2,035	2,118	2,664	2,313	80,004	51,353	47,023	67,630	76,021
Ceylon (excluding Maldives)	6,838	4,762	6,470	5,885	6,023	51,684	31,220	39,017	35,925	42,338
Other British Possessions	24	36	7	208	1,743	56
TOTAL BRITISH EMPIRE	10,356	6,797	8,612	8,587	8,343	1,31,688	82,573	86,248	1,05,298	1,18,414
Germany	127	209	293	219	227	1,262	4,066	5,725	3,263	4,282
United States of America— Via Atlantic Coast	298	445	410	281	226	21,188	27,028	22,343	10,459	12,087
" Pacific "	36	73	795	1,141
Other Foreign Countries	51	51	153	681	525	345	431	1,022	4,597	4,210
TOTAL FOREIGN COUNTRIES	486	705	856	1,217	1,161	22,795	32,425	30,090	15,114	22,626
Share of Bengal	6,416	3,202	5,012	5,026	5,706	68,026	243,225	46,026	51,733	56,628
" Bombay	2,027	2,493	2,123	2,719	2,992	31,264	237,257	46,017	44,005	24,511
" Sind	579	60	166	265	316	2,561	1,696	2,718	4,337	5,120
" Madras	1,407	626	626	675	924	35,212	21,422	14,452	17,926	25,932
" Burma	413	451	569	419	572	8,647	2,264	2,126	6,111	3,239
TOTAL	10,842	7,502	9,468	9,804	10,509	1,54,488	1,15,004	1,16,338	1,24,412	1,41,100
Red lead—										
Genuine dry (III. E)—	Cwts.	Cwts.	Cwts.	Cwts.	Cwts.					
United Kingdom (including Channel Islands)	10,113	5,706	7,224	12,453	12,874	2,26,937	1,11,652	1,28,612	1,04,958	2,12,559
Other British Possessions	..	2	14	2	20	120	47	..
TOTAL BRITISH EMPIRE	10,113	5,708	7,238	12,455	12,874	2,26,937	1,11,672	1,28,801	1,05,005	2,12,559

ARTICLES AND COUNTRIES OF CONSIGNMENT; ALSO SHARE OF EACH PROVINCE	QUANTITY					VALUE				
	1930-31	1931-32	1932-33	1933-34	1934-35	1930-31	1931-32	1932-33	1933-34	1934-35
Paints and Painters' materials—continued						₹	₹	₹	₹	₹
Paints and Colours—continued										
Red lead—continued										
Genuine dry (III. E)—contd.	Owts.	Owts.	Owts.	Owts.	Owts.					
Germany	1,239	389	912	105	675	24,401	5,097	13,220	1,475	6,211
Belgium	30	40	595	219	311	574	882	5,838	2,074	1,700
France	260	240	100	120	..	(5,196)	5,452	1,512	1,098	..
Italy (including Fiume)	4,394	4,502	1,783	1,195	822	83,055	75,844	26,348	15,148	10,076
Austria	200	5,909
Japan	13,606	15,449	23,982	11,046	18,079	2,45,004	2,29,000	2,04,244	1,13,463	1,90,850
Other Foreign Countries .	205	24	18	28	9	5,025	459	380	514	122
TOTAL FOREIGN COUNTRIES	19,984	20,544	32,320	12,718	19,700	2,70,174	2,17,734	2,51,388	1,34,972	2,09,029
Share of Bengal	18,518	17,965	23,650	10,629	16,925	2,49,586	2,76,508	2,48,716	1,27,062	1,92,778
" Bombay	3,069	5,253	10,683	10,323	10,434	1,57,379	37,032	1,38,064	1,25,822	1,40,103
" Sind	1,251	385	1,162	534	532	30,370	17,907	19,931	3,377	11,323
" Madras	806	529	782	795	1,798	20,612	12,021	12,378	12,160	26,696
" Burma	1,453	1,329	1,299	3,887	3,331	28,772	35,828	69,542	46,355	32,763
TOTAL	30,097	36,252	39,688	25,168	35,070	5,97,111	4,29,416	4,80,189	2,29,977	4,22,588
Reduced dry (III. B)—										
United Kingdom (including Channel Islands)	Owts.	Owts.	Owts.	Owts.	Owts.					
" Straits Settlements	281	509	36	51	168	6,223	10,009	618	993	2,746
" Straits Settlements	2	44
TOTAL BRITISH EMPIRE	283	509	36	51	168	6,327	10,009	618	993	2,746
Belgium	375	10	1,601	50	20	2,098	136	13,866	476	179
Italy (including Fiume)	306	40	7,077	611
Japan	12	40	130	100	3,567	204	721	1,351	1,020	33,096
Other Foreign Countries	156	55	200	2,258	492	2,084
TOTAL FOREIGN COUNTRIES	851	105	1,931	150	3,627	12,122	1,849	17,301	1,496	33,886
Share of Bengal	793	13	3,728	12,325	253	35,639
" Bombay	133	..	1,921	100	..	1,369	..	17,180	1,020	..
" Sind	40	55	10	50	20	928	510	141	476	179
" Madras	56	34	2	23	4	1,150	1,612	67	463	69
" Burma	102	475	24	10	43	2,079	9,226	551	172	695
TOTAL	1,184	614	1,967	201	3,795	19,459	11,358	17,919	2,469	36,632
Whites ad—										
Genuine dry (III. E)—	Owts.	Owts.	Owts.	Owts.	Owts.					
United Kingdom (including Channel Islands)	4,327	2,488	6,287	6,489	7,070	1,20,570	60,967	1,47,972	1,41,941	1,54,208
Other British Possessions	8	..	2	4	8	224	..	54	95	187
TOTAL BRITISH EMPIRE	4,335	2,488	6,289	6,493	7,078	1,20,804	60,967	1,47,926	1,42,036	1,54,395

No. 10—continued

ARTICLES, AND COUNTRIES OF CONSIGNMENT; ALSO SHARE OF EACH PROVINCE	QUANTITY					VALUE				
	1930-31	1931-32	1932-33	1933-34	1934-35	1930-31	1931-32	1932-33	1933-34	1934-35
<i>Paints and Painters' materials— continued</i>						₹	₹	₹	₹	₹
<i>Paints and Colours—continued</i>										
<i>White lead—continued</i>										
<i>Genuine dry (III. B)—continued</i>	<i>Cwts.</i>	<i>Cwts.</i>	<i>Cwts.</i>	<i>Cwts.</i>	<i>Cwts.</i>					
Germany	887	101	..	8,142	1,825	..
Belgium	2,278	51,831	8	..
Italy (including Fiume)	1,086	1,837	531	925	2,900	23,001	35,424	9,720	17,818	44,928
Austria	600	14,867
Japan	115	665	1,596	4,012	1,742	2,825	18,405	24,644	68,432	26,447
United States of America— Via Atlantic Coast	1,015	23,724
" Pacific Coast	2	66
Other Foreign Countries	44	24	27	20	10	979	640	562	302	234
TOTAL FOREIGN COUNTRIES	5,425	2,526	2,154	5,058	4,654	1,24,369	49,469	34,926	83,435	71,675
<i>Share of Bengal</i>	<i>7,173</i>	<i>2,811</i>	<i>5,324</i>	<i>5,945</i>	<i>5,456</i>	<i>1,73,331</i>	<i>63,755</i>	<i>1,08,501</i>	<i>1,17,008</i>	<i>1,09,387</i>
" <i>Bombay</i>	<i>1,914</i>	<i>1,773</i>	<i>2,063</i>	<i>4,721</i>	<i>5,644</i>	<i>51,665</i>	<i>42,435</i>	<i>44,448</i>	<i>35,597</i>	<i>39,137</i>
" <i>Sind</i>	<i>43</i>	<i>52</i>	<i>115</i>	<i>66</i>	<i>103</i>	<i>1,688</i>	<i>1,956</i>	<i>2,939</i>	<i>2,167</i>	<i>2,919</i>
" <i>Madras</i>	<i>307</i>	<i>130</i>	<i>255</i>	<i>131</i>	<i>70</i>	<i>8,673</i>	<i>5,877</i>	<i>8,320</i>	<i>5,156</i>	<i>2,032</i>
" <i>Burma</i>	<i>313</i>	<i>194</i>	<i>646</i>	<i>537</i>	<i>459</i>	<i>9,336</i>	<i>5,713</i>	<i>17,644</i>	<i>15,543</i>	<i>12,095</i>
TOTAL	9,760	5,009	8,443	11,501	11,732	2,45,173	1,19,436	1,82,852	2,25,471	2,26,160
<i>Reduced dry (III. B)—</i>	<i>Cwts.</i>	<i>Cwts.</i>	<i>Cwts.</i>	<i>Cwts.</i>	<i>Cwts.</i>					
TOTAL BRITISH EMPIRE	69	37	15	25	55	1,732	1,079	854	686	1,626
Japan	625	7,098
Other Foreign Countries	42	7	34	5	1	957	138	771	81	14
TOTAL FOREIGN COUNTRIES	42	7	659	5	1	957	138	7,869	81	14
<i>Share of Bengal</i>	<i>64</i>	<i>..</i>	<i>625</i>	<i>14</i>	<i>..</i>	<i>1,569</i>	<i>..</i>	<i>7,098</i>	<i>393</i>	<i>13</i>
" <i>Bombay</i>	<i>40</i>	<i>1</i>	<i>6</i>	<i>..</i>	<i>27</i>	<i>231</i>	<i>65</i>	<i>532</i>	<i>..</i>	<i>313</i>
" <i>Sind</i>	<i>4</i>	<i>3</i>	<i>37</i>	<i>6</i>	<i>3</i>	<i>98</i>	<i>170</i>	<i>683</i>	<i>109</i>	<i>130</i>
" <i>Madras</i>	<i>..</i>	<i>3</i>	<i>6</i>	<i>10</i>	<i>3</i>	<i>..</i>	<i>60</i>	<i>210</i>	<i>360</i>	<i>79</i>
" <i>Burma</i>	<i>3</i>	<i>33</i>	<i>..</i>	<i>..</i>	<i>22</i>	<i>91</i>	<i>222</i>	<i>..</i>	<i>..</i>	<i>597</i>
TOTAL	111	44	674	30	56	2,989	1,217	8,523	767	1,640
<i>Genuine moist (III. B)—</i>	<i>Cwts.</i>	<i>Cwts.</i>	<i>Cwts.</i>	<i>Cwts.</i>	<i>Cwts.</i>					
United Kingdom (including Channel Islands)	3,121	2,090	3,130	3,321	2,001	91,743	56,294	70,936	75,002	49,090
Other British Possessions	3	..	7	..	31	51	10	191
TOTAL BRITISH EMPIRE	3,121	2,090	3,133	3,321	2,008	91,743	56,325	71,017	75,012	49,281
Japan	15	220	21	257	603	366	3,604	361	4,375	8,407
Other Foreign Countries	8	283
TOTAL FOREIGN COUNTRIES	15	220	21	257	611	366	3,604	361	4,375	8,690
<i>Share of Bengal</i>	<i>1,385</i>	<i>1,050</i>	<i>1,357</i>	<i>1,993</i>	<i>647</i>	<i>33,733</i>	<i>21,663</i>	<i>29,760</i>	<i>42,856</i>	<i>15,629</i>
" <i>Bombay</i>	<i>1,072</i>	<i>849</i>	<i>1,139</i>	<i>1,307</i>	<i>1,242</i>	<i>32,674</i>	<i>26,935</i>	<i>27,816</i>	<i>30,326</i>	<i>22,730</i>
" <i>Sind</i>	<i>30</i>	<i>14</i>	<i>15</i>	<i>13</i>	<i>39</i>	<i>660</i>	<i>472</i>	<i>401</i>	<i>393</i>	<i>1,148</i>
" <i>Madras</i>	<i>176</i>	<i>13</i>	<i>104</i>	<i>30</i>	<i>163</i>	<i>6,604</i>	<i>555</i>	<i>2,791</i>	<i>3,039</i>	<i>4,771</i>
" <i>Burma</i>	<i>453</i>	<i>379</i>	<i>39</i>	<i>130</i>	<i>533</i>	<i>14,433</i>	<i>10,339</i>	<i>610</i>	<i>2,874</i>	<i>10,678</i>
TOTAL	3,139	2,310	3,304	3,573	2,610	92,114	60,019	71,373	79,837	54,971
<i>Reduced moist (III. B)—</i>	<i>Cwts.</i>	<i>Cwts.</i>	<i>Cwts.</i>	<i>Cwts.</i>	<i>Cwts.</i>					
United Kingdom (including Channel Islands)	2,241	1,947	1,416	743	1,542	66,044	53,554	38,486	17,446	34,708
Ceylon (excluding Maldives)	8	82	..
TOTAL BRITISH EMPIRE	2,241	1,947	1,416	751	1,542	66,044	53,554	38,486	17,528	34,708
TOTAL FOREIGN COUNTRIES	259	57	200	15	1	3,805	771	3,179	312	71

GENERAL IMPORTS

(304)

No. 10—continued

ARTICLES, AND COUNTRIES OF CONSIGNMENT; ALSO SHARE OF EACH PROVINCE	QUANTITY					VALUE				
	1930-31	1931-32	1932-33	1933-34	1934-35	1930-31	1931-32	1932-33	1933-34	1934-35
Paints and Painters' materials— <i>continued</i>										
Paints and Colours— <i>continued</i>										
White lead— <i>continued</i>										
Reduced moist (III. B)— <i>continued</i>										
Share of Bengal	Cwts. 188	Cwts. ..	Cwts. 245	Cwts. 308	Cwts. 1,368	Rs. 4,906	Rs. ..	Rs. 2,378	Rs. 7,079	Rs. 27,291
" Bombay	18	9	28	8	8	483	210	658	61	100
" Sind	278	87	10	1	2	4,498	771	261	26	82
" Madras	8	6	11	110	137	63
" Burma	2,028	1,933	1,321	353	380	60,140	53,324	26,764	9,637	5,604
TOTAL	2,500	2,004	1,610	766	1,543	69,930	54,324	41,665	17,840	31,774
Lithophane—										
Dry (III. B)—										
United Kingdom (including Channel Islands)	Cwts. 652	Cwts. 985	Cwts. 245	Cwts. 4,351	Cwts. 5,224	Rs. 2,614	Rs. 11,940	Rs. 4,068	Rs. 51,131	Rs. 56,787
Germany	1,910	4,154	2,179	6,608	2,569	24,664	50,951	98,580	74,641	27,000
Netherlands	2,490	..	2,890	3,367	4,900	24,075	..	21,315	26,547	40,781
Belgium	6,121	925	2,313	1,508	2,818	50,879	12,195	29,590	16,275	41,121
France	100	4,283	1,306	55,525
Other Foreign Countries	6	245	121	41	268	212	2,471	1,068	272	2,428
TOTAL FOREIGN COUNTRIES	10,627	9,607	14,498	11,516	11,553	1,41,237	1,22,122	1,65,587	1,26,236	1,20,522
Share of Bengal	10,422	9,700	14,411	12,415	14,686	1,38,277	1,22,198	1,55,961	1,27,049	1,54,811
" Bombay	258	620	120	3,126	1,268	11,474	7,900	2,078	10,051	12,924
" Sind	6	1,028	61	10,211
" Madras	272	147	21	2,523	1,619	216	..
TOTAL	11,279	10,592	14,733	15,867	16,777	1,49,851	1,24,081	1,68,635	1,77,367	1,77,280
White moist (III. B)—										
United Kingdom (including Channel Islands)	Cwts. ..	Cwts. ..	Cwts. 5	Cwts. 11	Cwts. 209	Rs. ..	Rs. ..	Rs. 67	Rs. 174	Rs. 6,708
Belgium	500	6,824
Other Foreign Countries	74	60	20	74	21	1,152	1,066	241	1,115	214
TOTAL FOREIGN COUNTRIES	74	560	20	74	21	1,152	7,890	241	1,115	214
Share of Bengal	72	560	..	74	..	1,122	7,222	..	1,115	..
" Bombay	29	241
" Sind	2	..	6	11	227	20	..	67	174	6,264
" Madras	3	71
TOTAL	74	560	24	85	290	1,152	7,222	408	1,289	7,022
Zinc, white—										
Genuine dry (III. B)—										
United Kingdom (including Channel Islands)	Cwts. 8,267	Cwts. 7,927	Cwts. 8,268	Cwts. 10,451	Cwts. 2,784	Rs. 1,78,849	Rs. 1,48,180	Rs. 1,45,411	Rs. 1,76,067	Rs. 50,322
Other British Possessions	11	4	..	105	28	..	83	..
TOTAL BRITISH EMPIRE	8,278	7,927	8,268	10,455	2,784	1,78,954	1,48,208	1,45,411	1,76,150	50,322
Germany	2,963	1,061	2,640	1,022	129	54,466	20,598	42,059	17,119	2,011
Netherlands	1,156	477	270	288	5	22,442	8,910	4,972	4,712	74
Belgium	3,410	1,926	947	461	..	64,262	24,114	15,516	5,829	..
France	40	45	279	59	..	790	221	5,190	1,104	..
Iran	2,079	2,860	..
Japan	373	522	980	1,205	620	2,125	9,005	14,622	20,952	6,056
United States of America—										
Via Atlantic Coast	220	..	19	6,264	..	521	10	..
Other Foreign Countries	2	46	..	99	22	50	1,020	..	1,627	488
TOTAL FOREIGN COUNTRIES	8,269	4,143	5,115	6,214	727	1,57,605	75,027	28,667	60,279	11,222

No. 10—continued

ARTICLES, AND COUNTRIES OF CONSIGNMENT; ALSO SHARE OF EACH PROVINCE	QUANTITY					VALUE				
	1930-31	1931-32	1932-33	1933-34	1934-35	1930-31	1931-32	1932-33	1933-34	1934-35
Paints and Painters' Materials— continued						R	R	R	R	R
Paints and Colours—continued										
Zinc, white—continued										
Genuine dry (III. B)—contd.	Owts.	Owts.	Owts.	Owts.	Owts.					
Share of Bengal	11,719	5,313	9,365	6,539	2,332	2,31,591	1,13,030	1,39,624	98,451	55,204
" Bombay	4,093	4,310	3,076	2,214	773	85,968	90,923	69,509	1,15,239	13,707
" Sind	169	245	337	390	100	5,935	9,594	11,615	12,081	4,692
" Madras	495	341	421	323	153	6,302	7,024	8,544	6,560	2,565
" Burma	283	93	334	313	104	6,213	2,799	7,076	6,040	4,384
TOTAL	16,647	12,100	18,483	10,669	3,521	3,36,559	2,23,295	2,20,268	2,36,421	61,552
Reduced dry (III. B)—	Owts.	Owts.	Owts.	Owts.	Owts.		A			
United Kingdom (including Channel Islands)	808	308	110	386	14	13,056	5,665	2,540	5,643	428
Other British Possessions	2	42
TOTAL BRITISH EMPIRE	808	308	112	386	14	13,056	5,665	2,582	5,643	428
Germany	357	255	491	640	335	4,697	3,023	6,251	7,392	8,571
Netherlands	144	336	170	210	232	2,086	5,073	1,951	2,134	2,379
Belgium	127	57	102	480	21	1,780	919	3,533	5,632	234
Other Foreign Countries	..	189	130	4	43	..	2,169	1,943	145	626
TOTAL FOREIGN COUNTRIES	628	787	973	1,334	631	8,513	11,184	13,678	15,303	6,310
Share of Bengal	369	432	..	203	43	16,033	7,655	..	2,723	623
" Bombay	64	161	313	439	40	927	2,323	5,317	5,393	463
" Sind	17	25	139	23	9	460	513	2,433	435	238
" Madras	373	374	475	1,061	551	4,746	4,504	6,223	11,630	5,360
" Burma	6	53	177	5	2	348	1,352	2,377	150	43
TOTAL	1,431	1,095	1,094	1,720	645	21,569	16,849	16,260	20,051	7,233
Genuine moist (III. B)—	Owts.	Owts.	Owts.	Owts.	Owts.					
United Kingdom (including Channel Islands)	20,036	19,472	15,951	19,202	18,668	6,63,131	5,73,203	4,55,392	5,25,070	5,13,037
Other British Possessions	1	..	3	31	..	123
TOTAL BRITISH EMPIRE	20,037	19,472	15,954	19,202	18,668	6,63,162	5,73,203	4,55,520	5,25,070	5,13,037
Germany	145	77	559	93	197	3,930	1,469	3,104	1,472	3,317
Netherlands	934	710	503	234	455	14,339	14,697	9,886	5,523	9,133
Japan	5,343	6,265	13,333	16,353	16,323	1,24,321	1,20,035	2,96,247	2,66,335	2,61,354
Other Foreign Countries	30	39	123	123	4	616	299	1,694	2,475	90
TOTAL FOREIGN COUNTRIES	6,692	7,091	19,575	17,363	17,484	1,43,233	1,37,150	3,15,931	2,76,900	2,74,444
Share of Bengal	3,331	3,372	6,741	6,761	7,173	1,00,356	99,294	1,36,334	1,43,721	1,43,930
" Bombay	17,357	13,339	23,146	23,979	22,240	5,03,635	4,64,351	4,36,184	5,23,713	4,70,940
" Sind	1,343	1,534	2,297	3,475	2,366	59,041	49,671	54,303	39,650	71,131
" Madras	209	293	758	432	223	7,632	6,773	13,534	3,925	5,347
" Burma	3,779	2,719	2,617	1,297	3,146	1,30,241	90,239	30,456	54,951	90,633
TOTAL	26,779	26,538	35,527	36,565	36,162	3,06,445	7,10,358	7,71,451	8,00,970	7,87,331
Reduced moist (III. B)—	Owts.	Owts.	Owts.	Owts.	Owts.					
United Kingdom (including Channel Islands)	6,511	4,637	6,314	3,065	735	1,37,672	91,230	1,22,477	55,054	11,360
Other British Possessions	76	43	651	360
TOTAL BRITISH EMPIRE	6,511	4,637	6,314	3,141	778	1,37,672	91,230	1,22,477	55,705	12,220
Netherlands	1,097	1,143	169	130	96	27,659	17,703	2,411	1,717	1,544
Japan	192	6	255	1,193	409	2,533	561	1,314	9,144	4,419
Other Foreign Countries	156	253	49	20	33	2,617	2,923	755	172	590
TOTAL FOREIGN COUNTRIES	2,045	1,412	473	1,343	548	32,859	21,195	4,980	11,033	6,553
Share of Bengal	1,993	1,137	933	1,933	766	34,743	13,573	12,314	21,691	10,697
" Bombay	301	50	393	193	..	2,419	466	3,341	3,293	..
" Sind	6,019	4,680	5,323	1,633	132	1,23,331	97,033	1,03,477	33,100	1,345
" Madras	..	77	12	23	10	..	1,417	343	433	193
" Burma	333	106	314	703	463	3,033	1,931	7,332	13,316	6,033
TOTAL	3,556	6,099	6,787	4,439	1,371	1,70,581	1,12,475	1,27,457	66,738	18,773

ARTICLES, AND COUNTRIES OF CONSIGNMENT ALSO SHARE OF EACH PROVINCE	QUANTITY					VALUE				
	1930-31	1931-32	1932-33	1933-34	1934-35	1930-31	1931-32	1932-33	1933-34	1934-35
Paints and Painter's Materials—continued						R	R	R	R	R
Paints and Colours—continued										
Other sorts—										
White Dry (III. B)—										
United Kingdom (including Channel Islands)	Cwts. 12,784	Cwts. 13,868	Cwts. 9,208	Cwts. 1,248	Cwts. 996	1,04,837	75,598	47,633	20,064	24,656
Other British Possessions	4	..	2	162	..	66	6	..
TOTAL BRITISH EMPIRE	12,788	13,868	9,210	1,248	996	1,05,049	75,598	47,699	20,070	24,656
Germany	447	1,504	943	231	8	7,902	3,915	3,073	4,000	633
Belgium	3,990	4,173	2,894	10,131	9,922	6,397
Other Foreign Countries	723	612	394	167	277	9,528	2,456	4,566	1,549	911
TOTAL FOREIGN COUNTRIES	5,159	6,289	4,230	448	285	27,561	16,293	13,986	5,609	1,544
Share of Bengal	16,356	16,703	13,199	1,313	1,117	94,465	75,331	37,300	33,257	31,291
Bombay	1,253	1,317	235	167	34	27,631	10,399	3,493	1,436	323
Sind	25	22	5	503	344	362
Madras	193	188	6	226	60	7,773	4,332	342	6,936	1,267
Burma	116	21	15	2,213	335	263
TOTAL	17,947	20,157	13,440	1,866	1,281	1,32,610	91,891	61,685	34,679	28,267
Coloured Dry (III. B)—										
United Kingdom (including Channel Islands)	Cwts. 32,323	Cwts. 30,771	Cwts. 31,530	Cwts. 42,517	Cwts. 45,322	10,45,404	8,85,276	9,00,374	10,48,716	11,37,256
Ceylon (including Maldives)	24	106	30	10	73	947	9,996	1,145	243	960
Straits Settlements	64	81	135	96	95	12,956	12,371	17,323	10,512	10,094
Hongkong	383	86	341	337	315	59,626	21,817	61,260	73,374	56,117
Canada—Via Atlantic Coast	20	41	100	2,409	4,374	9,743
Other British Possessions	10	7	212	57	..	229	93	1,628
TOTAL BRITISH EMPIRE	32,794	31,044	32,066	43,068	46,017	11,48,990	9,29,460	9,82,740	11,31,212	12,14,812
Sweden	943	974	1,260	1,935	808	8,793	10,029	13,654	19,337	9,084
Germany	24,842	20,264	10,444	7,844	9,260	4,20,021	3,30,939	3,76,129	2,32,669	3,70,097
Netherlands	3,660	2,945	3,590	2,146	1,799	66,690	46,520	69,368	31,377	47,131
Belgium	10,779	8,148	7,673	6,498	5,708	1,13,775	82,381	73,506	75,029	69,961
France	608	430	193	256	272	16,490	17,427	14,552	12,701	17,937
Spain	711	47	100	101	333	5,009	256	620	593	2,363
Italy (including Fiume)	3,310	2,166	2,316	2,407	1,667	28,487	31,968	37,314	30,505	29,579
Iran	2,000	20,251	7,582	8,388	68,153	29,946
China (exclusive of Hongkong and Macao)	231	147	177	161	114	35,336	53,963	61,394	14,577	35,470
Japan	1,429	915	2,666	2,597	2,543	19,193	11,065	34,925	20,351	43,390
United States of America—										
Via Atlantic Coast	1,354	1,333	2,132	2,725	1,934	54,554	41,237	66,146	67,193	57,403
Pacific	1,055	1	316	268	308	15,304	59	3,535	6,623	12,581
Other Foreign Countries	113	99	31	23	375	5,638	2,749	1,196	3,466	3,653
TOTAL FOREIGN COUNTRIES	49,545	37,469	33,193	47,627	32,753	8,39,930	6,34,133	7,59,719	6,53,114	7,23,649
Share of Bengal	43,097	35,500	32,451	41,033	41,191	3,59,351	3,74,337	7,79,439	3,13,937	3,13,031
Bombay	23,773	19,793	17,423	33,633	29,117	5,66,333	4,91,034	5,04,679	4,01,417	5,35,123
Sind	6,379	4,222	7,165	7,993	7,379	1,70,730	1,33,343	1,96,114	2,09,539	2,03,331
Madras	5,976	6,335	6,913	7,030	6,967	2,05,011	2,05,713	1,99,513	2,00,917	2,06,971
Burma	2,669	1,584	1,377	337	1,716	37,605	39,166	62,714	55,466	74,951
TOTAL	82,339	68,513	65,264	90,635	79,370	19,38,970	15,63,898	17,42,459	17,34,336	19,38,410
White moist (III. B)—										
United Kingdom (including Channel Islands)	Cwts. 11,228	Cwts. 7,960	Cwts. 7,119	Cwts. 9,691	Cwts. 11,784	2,70,752	2,98,668	1,84,615	2,30,215	2,65,000
Other British Possessions	10	25	8	10	22	400	1,050	237	942	400
TOTAL BRITISH EMPIRE	11,238	7,985	7,119	9,671	11,786	2,71,152	1,99,718	1,84,852	2,31,157	265,400

No. 10—continued

ARTICLES, AND COUNTRIES OF CONSIGNMENT; ALSO NAME OF EACH PROVINCE	QUANTITY					VALUE				
	1930-31	1931-32	1932-33	1933-34	1934-35	1930-31	1931-32	1932-33	1933-34	1934-35
Paints and Painters' materials— continued						B	B	B	B	B
Paints and Painters' materials— continued										
Other sorts—continued										
White moist (III. B)— continued	Owts.	Owts.	Owts.	Owts.	Owts.					
Germany	79	255	180	118	50	2,511	6,078	2,641	2,847	1,756
Netherlands	4,304	2,175	1,213	602	102	71,509	34,325	20,169	10,865	3,920
Japan	40	40	33	714	867	958	867	721	10,660	20,858
United States of America—										
Via Atlantic Coast	178	60	27	21	57	9,018	2,763	1,274	2,329	3,122
" Pacific "	149	6	..	7	..	6,852	431	1,038	477	..
Other Foreign Countries	375	714	353	126	9	2,796	4,998	4,790	2,524	234
TOTAL FOREIGN COUNTRIES	5,215	3,260	1,756	1,583	1,175	93,644	49,462	30,613	29,702	29,940
Share of Bengal	3,353	1,091	233	353	142	49,767	23,615	10,070	7,378	3,157
" Bombay	3,602	5,318	6,865	4,675	5,139	2,04,920	1,15,412	1,39,377	1,34,992	1,34,645
" Sind	1,333	1,403	1,547	3,351	5,388	24,069	24,414	24,547	72,979	1,03,117
" Madras	2,863	3,367	1,774	2,343	1,920	79,199	84,325	40,264	52,947	43,043
" Burma	302	48	55	137	332	6,841	1,409	1,267	2,063	6,476
TOTAL	10,453	11,245	8,375	11,259	12,961	3,64,796	2,49,175	2,16,515	2,60,859	2,95,437
Coloured moist (III. B)—	Owts.	Owts.	Owts.	Owts.	Owts.					
United Kingdom (including Channel Islands)	67,232	56,075	52,590	49,910	61,723	21,32,917	16,66,011	16,89,180	16,70,835	18,75,624
Ceylon (excluding Maldives)	123	63	31	93	147	5,250	1,408	567	5,233	3,064
Straits Settlements	93	69	166	220	103	2,963	4,330	5,487	2,310	3,533
Canada—										
Via Atlantic Coast	134	7	1	20,116	409	33
" Pacific "	30	..	3
Other British Possessions	3	111	61	93	167	360	2,323	2,243	1,906	4,703
TOTAL BRITISH EMPIRE	67,456	56,318	53,032	50,323	62,149	21,91,490	16,74,122	17,17,678	16,80,743	18,87,013
Germany	1,189	1,235	943	1,035	734	64,469	60,409	45,246	64,614	34,559
Netherlands	1,974	2,317	1,070	1,095	690	37,765	59,335	42,401	33,700	24,503
Belgium	258	663	491	114	139	6,750	7,344	3,643	3,033	7,112
Italy (including Fiume)	106	1,013	190	37	57	6,644	25,992	10,523	1,367	1,950
Iran	2,000	3,403
Japan	35	313	2,390	3,036	7,074	677	10,333	34,547	1,13,395	1,93,579
United States of America—										
Via Atlantic Coast	3,166	3,703	1,291	1,330	2,194	2,62,643	1,96,209	1,23,971	1,04,123	1,43,537
" Pacific "	1,710	371	694	1,007	309	73,299	16,433	27,722	33,333	10,142
Other Foreign Countries	361	73	169	493	454	6,202	2,240	3,781	9,694	13,930
TOTAL FOREIGN COUNTRIES	3,799	9,341	9,233	13,147	12,601	4,53,454	3,78,400	3,05,240	3,68,319	4,39,367
Share of Bengal	23,773	23,031	24,097	20,302	24,646	10,47,094	7,73,793	7,34,323	7,33,731	3,47,333
" Bombay	25,009	23,363	21,032	25,112	23,173	3,70,336	7,53,733	7,32,421	7,66,771	7,29,394
" Sind	6,335	6,413	6,473	5,375	7,330	1,30,373	1,33,346	1,39,133	1,77,529	2,19,435
" Madras	6,140	6,339	4,994	5,774	3,301	3,38,055	1,74,430	1,53,601	1,94,467	2,32,263
" Burma	3,993	6,494	5,669	6,412	11,365	3,14,096	1,66,333	1,53,330	1,76,933	2,47,373
TOTAL	76,255	66,159	62,370	63,475	74,750	26,49,944	20,52,322	20,22,913	20,40,562	23,26,335
Total Paints and Colours—	Owts.	Owts.	Owts.	Owts.	Owts.					
United Kingdom (including Channel Islands)	188,937	163,836	160,652	179,337	186,341	54,13,631	42,33,424	43,27,239	46,70,472	43,73,110
Ceylon (excluding Maldives)	7,002	4,943	6,543	6,006	6,257	53,435	43,044	41,111	41,717	46,617
Straits Settlements	181	165	340	415	266	16,337	17,432	23,273	13,335	14,370
Hongkong	333	36	353	401	350	39,626	21,317	61,330	72,537	55,143

ARTICLES, AND COUNTRIES OF CONSIGNMENT; ALSO SHARE OF EACH PROVINCE	QUANTITY					VALUE				
	1930-31	1931-32	1932-33	1933-34	1934-35	1930-31	1931-32	1932-33	1933-34	1934-35
Paints and Painters' materials—continued						R	R	R	R	R
Paints and Colours—concluded										
Total Paints and Colours—continued	Owts.	Owts.	Owts.	Owts.	Owts.					
Canada—										
Via Atlantic Coast	8	4	308	72	101	254	307	22,731	7,119	9,299
" Pacific "	"	"	"	"	"	"	"	80	"	"
Other British Possessions	"	107	59	88	359	68	2,016	2,357	1,740	5,000
TOTAL BRITISH EMPIRE	196,506	169,191	168,152	186,369	193,674	55,78,496	43,66,090	44,78,226	48,16,470	50,06,000
Sweden	1,237	974	1,359	2,373	1,001	12,221	10,197	14,375	22,873	11,044
Germany	125,059	69,577	40,077	49,459	31,237	10,22,670	7,80,316	8,92,094	7,53,302	7,27,000
Netherlands	30,410	20,563	14,713	9,211	9,323	3,25,829	2,17,407	2,24,949	1,80,390	1,63,000
Belgium	50,349	19,729	42,509	20,094	16,807	4,26,485	2,39,004	2,42,376	1,72,433	1,61,000
France	1,000	5,078	899	501	380	26,452	31,553	22,234	16,732	22,428
Spain	711	47	120	121	329	5,099	356	943	595	1,200
Italy (including Trieste)	14,222	16,543	5,652	14,927	24,730	1,62,267	1,92,905	86,867	96,225	1,62,200
Austria	924	55	"	67	262	22,239	1,254	"	2,423	4,200
Czechoslovakia	40	103	56	106	270	899	2,216	2,307	5,293	16,000
Iran	1	"	4,000	22,380	7,522	55	8	16,791	77,022	21,200
China (exclusive of Hong-kong and Macao)	221	163	216	246	124	64,941	59,292	64,222	16,125	26,200
Japan	21,993	24,023	56,977	46,976	38,977	4,02,263	4,02,099	7,29,374	6,27,299	6,09,000
United States of America—										
Via Atlantic Coast	6,024	6,262	2,379	4,493	4,675	5,55,044	2,72,762	2,15,221	1,85,701	2,22,000
" Pacific "	2,914	222	1,010	1,222	692	95,455	17,092	22,295	41,322	22,000
Other Foreign Countries	151	71	78	122	294	6,429	2,552	1,920	5,644	4,000
TOTAL FOREIGN COUNTRIES	256,025	164,535	172,296	183,546	161,929	20,02,223	22,81,033	25,46,753	22,12,374	23,94,711
Share of Bengal	171,444	132,290	142,920	122,322	122,195	24,10,462	24,56,222	27,09,422	25,12,422	27,71,000
" Bombay	106,207	96,472	104,970	122,299	122,351	21,64,224	22,07,727	24,27,541	22,97,277	24,20,000
" Sind	79,374	69,552	22,602	22,222	21,522	2,85,122	7,75,722	7,77,422	7,22,222	2,07,000
" Madras	20,410	22,202	19,272	20,222	22,202	4,75,477	6,02,222	5,22,222	6,12,222	7,12,000
" Burma	75,196	22,202	22,222	22,222	22,222	2,02,222	2,01,222	2,22,222	2,22,222	2,22,000
TOTAL	452,151	323,726	340,449	369,915	355,603	65,20,724	66,49,173	70,26,979	70,28,844	74,00,000
Painters' materials (other than paints and colours)—										
Turpentine—										
Genuine turpentine (III. B)—	Owts.	Owts.	Owts.	Owts.	Owts.					
United Kingdom (including Channel Islands)	2,252	1,427	1,127	1,072	950	31,290	54,279	47,022	42,705	32,000
Other British Possessions	2	2	"	"	"	90	62	17	16	"
TOTAL BRITISH EMPIRE	2,255	1,429	1,127	1,072	950	31,290	54,441	47,055	42,721	32,000
U. S. S. R.—										
Northern	"	"	"	177	294	"	"	"	8,821	5,000
Sweden	866	422	170	239	752	12,422	9,122	2,522	7,995	16,000
Norway	42	"	199	165	265	1,002	"	4,999	3,954	7,000
Germany	291	565	125	479	692	6,679	10,977	5,256	9,422	12,000
United States of America—										
Via Atlantic Coast	105	21	45	459	954	2,900	695	1,461	12,440	24,000
" Pacific "	72	29	"	12	"	2,427	1,501	"	512	"
Other Foreign Countries	12	90	2	21	50	429	2,125	92	1,222	1,000
TOTAL FOREIGN COUNTRIES	1,894	1,160	601	1,622	2,022	31,024	24,457	15,412	40,540	60,000
Share of Bengal	892	752	620	1,222	1,222	22,222	21,222	20,222	22,222	22,000
" Bombay	1,240	904	421	710	1,222	22,222	22,222	12,222	22,222	22,000
" Sind	121	160	71	122	122	5,122	2,222	2,079	2,022	2,000
" Madras	609	222	222	209	201	19,222	11,222	2,222	9,222	2,000
" Burma	721	500	222	404	222	22,222	19,222	16,222	12,222	2,000
TOTAL	3,649	2,599	1,722	2,766	2,972	1,12,224	72,222	62,472	84,221	92,000

No. 10—continued

ARTICLES, AND COUNTRIES OF CONSIGNMENT; ALSO SHARE OF EACH PROVINCE	QUANTITY					VALUE				
	1930-31	1931-32	1932-33	1933-34	1934-35	1930-31	1931-32	1932-33	1933-34	1934-35
Paints and Painters' Materials— continued						R	R	R	R	R
<i>Painters' materials (other than paints and colours)—continued</i>										
Turpentine substitute (III. B)— United Kingdom (including Channel Islands)	Owts. 2,079	Owts. 2,189	Owts. 2,156	Owts. 2,091	Owts. 2,437	89,159	86,860	87,962	87,555	41,590
United States of America— Via Atlantic Coast	19	26	470	595	2	..	861	6,118
" Pacific "	..	51	..	39	12	..	1,685	..	930	121
Other Foreign Countries	10	..	10	18	47	286	..	256	664	615
TOTAL FOREIGN COUNTRIES	29	51	10	83	529	881	1,687	256	2,455	6,854
Share of Bengal	339	144	312	318	383	4,867	3,762	6,986	6,764	13,306
" Bombay	1,167	1,546	1,328	1,185	1,070	30,866	35,197	19,165	30,984	17,420
" Sind	334	359	403	392	515	7,008	6,354	6,756	4,865	3,544
" Madr	265	181	301	351	438	5,363	3,541	5,778	6,319	7,527
" Ba	63	10	25	28	62	1,288	193	533	578	1,156
TOTAL	2,108	2,240	2,186	2,174	2,966	39,900	38,047	38,218	40,010	48,458
Varnish— Enamels (III. B)— United Kingdom (including Channel Islands)	Owts. 4,490	Owts. 2,621	Owts. 3,342	Owts. 1,873	Owts. 1,807	2,51,626	1,44,809	1,71,096	1,35,570	1,04,528
Other British Possessions	10	19	65	127	85	1,038	1,909	4,610	6,032	1,758
TOTAL BRITISH EMPIRE	4,500	2,640	3,407	2,000	1,892	2,52,664	1,46,718	1,75,715	1,41,602	1,06,286
Germany	351	197	173	131	89	20,754	11,492	11,887	9,637	9,371
Netherlands	128	204	223	131	28	8,687	10,958	9,505	5,371	1,300
Japan	415	145	418	622	191	19,107	8,028	10,897	24,799	6,728
United States of America— Via Atlantic Coast	1,071	277	168	177	80	91,422	22,267	20,235	16,234	7,759
" Pacific "	21	10	4	10	10	1,968	718	476	969	521
Other Foreign Countries	9	3	13	46	10	704	212	797	2,460	554
TOTAL FOREIGN COUNTRIES	1,895	836	908	1,097	408	1,42,842	53,650	53,747	59,470	26,733
Share of Bengal	363	197	46	53	63	81,708	12,958	8,794	3,303	3,571
" Bombay	193	2	32	43	7	7,057	222	4,106	3,408	353
" Sind	1,357	1,321	1,438	432	431	53,369	37,379	44,204	31,958	31,464
" Madras	1,419	393	379	726	680	1,14,990	76,740	75,923	71,463	67,106
" Burma	2,053	1,160	2,006	1,793	559	1,38,322	73,508	1,02,430	90,941	30,536
TOTAL	6,393	3,476	4,400	3,097	1,745	3,95,806	2,00,368	2,29,462	2,01,072	1,36,019
Lacquers (III. B) — United Kingdom (including Channel Islands)	Owts. 386	Owts. 46	Owts. 78	Owts. 13	Owts. 137	22,595	4,086	6,142	1,504	8,370
Other British Possessions	1	81	20	24
TOTAL BRITISH EMPIRE	386	46	78	13	138	22,676	4,066	6,142	1,504	8,394
Germany	210	51	116	14	8	8,004	5,275	12,323	2,095	1,261
United States of America— Via Atlantic Coast	61	16	30	18	11	5,083	2,661	3,125	2,174	1,861
" Pacific "	21	5
Other Foreign Countries	132	..	3	10	..	5,984	..	313	857	38
TOTAL FOREIGN COUNTRIES	458	67	159	40	19	19,099	7,941	15,761	5,726	3,160

ARTICLES AND COUNTRIES OF CONSIGNMENT; ALSO SHARE OF EACH PROVINCE	QUANTITY					VALUE				
	1930-31	1931-32	1932-33	1933-34	1934-35	1930-31	1931-32	1932-33	1933-34	1934-35
	Owts.	Owts.	Owts.	Owts.	Owts.	Rs.	Rs.	Rs.	Rs.	Rs.
Paints and Painters' Materials—continued										
Painters' materials (other than paints and colours)—continued										
Varnishes—continued										
Lacquers (III. E)—contd.										
Share of Bengal	37	29	25	7	3	7,409	4,208	6,711	547	1,412
" Bombay	43	20	29	3	10	3,131	2,122	1,867	447	611
" Sind	695	3	1	5	3	29,093	1,100	305	335	614
" Madras	4	24	120	27	132	621	4,153	12,320	4,416	1,402
" Burma	19	2	1	6	4	1,454	378	294	355	496
TOTAL	839	113	226	53	157	41,768	11,997	21,908	7,230	11,941
Other kinds (III. E)—	Owts.	Owts.	Owts.	Owts.	Owts.					
United Kingdom (including Channel Islands)	22,364	19,501	20,043	20,068	21,375	11,70,775	9,89,206	9,87,695	9,71,366	10,22,028
Canada— Vid Atlantic Coast	25	91	122	3	1	591	2,508	17,723	1,070	4
Other British Possessions	174	124	167	182	198	7,324	2,706	4,456	4,373	4,373
TOTAL BRITISH EMPIRE	22,668	19,908	20,342	20,268	21,574	11,78,690	9,96,080	10,09,879	9,77,309	10,34,021
Germany	1,032	1,919	1,598	899	592	66,745	76,717	59,694	32,508	22,220
Netherlands	994	1,210	927	633	530	37,645	45,190	36,908	24,342	16,723
Belgium	327	1,270	1,696	1,573	1,012	10,343	42,219	52,396	51,092	31,275
Japan	27	11	40	1,111	2,644	722	507	2,852	22,227	61,971
United States of America— Vid Atlantic Coast	795	443	198	163	220	55,062	39,140	22,206	20,542	17,766
" Pacific "	21	9	12	25	2	1,616	1,357	759	925	177
Other Foreign Countries	50	15	22	5	39	1,024	1,173	1,541	437	1,229
TOTAL FOREIGN COUNTRIES	3,246	4,960	4,543	6,401	5,040	1,74,635	2,00,308	1,77,456	1,38,193	1,51,470
Share of Bengal	3,712	6,679	5,964	6,977	6,672	4,30,664	3,12,120	3,91,621	3,16,523	3,12,722
" Bombay	6,025	6,665	7,122	2,224	9,057	2,57,101	2,64,921	2,64,522	4,20,296	4,22,117
" Sind	4,525	6,004	6,220	6,191	6,715	2,12,690	2,74,122	2,47,126	2,44,126	2,92,942
" Madras	4,703	3,224	4,216	3,227	4,120	2,22,444	1,21,420	1,92,012	1,20,022	1,74,972
" Burma	2,322	1,294	2,091	2,122	1,220	1,12,422	62,424	72,012	65,422	41,722
TOTAL	26,909	24,786	24,200	24,654	26,614	12,53,325	12,05,322	11,87,325	11,35,502	11,85,476
Total Varnish (III. E)—	Owts.	Owts.	Owts.	Owts.	Owts.					
United Kingdom (including Channel Islands)	27,740	22,268	22,422	21,949	22,219	14,44,996	11,23,651	11,64,922	11,08,440	11,42,222
Straits Settlements	40	23	67	127	59	2,127	1,202	4,329	5,422	1,022
Hongkong	125	103	161	122	162	4,022	2,222	4,042	5,402	2,022
Canada— Vid Atlantic Coast	25	91	122	3	1	672	2,522	17,722	1,070	4
Other British Possessions	19	12	4	..	12	2,122	1,422	490	75	622
TOTAL BRITISH EMPIRE	27,949	22,492	22,827	22,266	22,664	14,54,020	11,46,794	11,91,722	11,20,415	11,48,022
Germany	2,022	2,127	1,822	1,024	629	95,502	92,424	82,224	44,240	22,222
Netherlands	1,127	1,514	1,210	764	552	47,220	59,122	46,412	20,570	12,022
Belgium	420	1,272	1,696	1,522	1,012	15,220	42,242	52,392	51,092	31,275
Japan	442	156	452	1,722	2,222	19,220	2,522	12,721	52,126	62,222
United States of America— Vid Atlantic Coast	1,927	729	295	255	211	1,21,507	64,022	46,622	22,220	27,222
" Pacific "	22	19	12	25	12	2,022	2,022	1,222	1,904	222
Other Foreign Countries	54	15	22	29	47	2,242	1,222	2,222	2,240	1,722
TOTAL FOREIGN COUNTRIES	6,194	5,222	5,699	5,222	5,422	2,22,220	2,70,224	2,42,224	2,22,220	1,21,222
Share of Bengal	2,722	6,212	6,022	4,727	5,242	2,12,722	2,22,221	2,01,222	2,12,422	2,27,222
" Bombay	6,222	6,700	7,124	2,272	9,074	2,27,222	2,62,422	2,90,221	4,21,121	4,21,022
" Sind	7,027	7,222	6,222	5,672	7,122	2,01,022	2,12,121	2,21,704	2,70,240	2,22,022
" Madras	6,122	4,721	5,212	4,220	4,022	2,42,112	2,71,272	2,20,272	2,22,241	2,20,222
" Burma	4,220	2,022	4,027	2,024	1,722	2,22,122	1,27,222	1,74,740	1,27,221	72,222
TOTAL	24,142	22,272	22,522	22,204	22,216	17,00,209	14,17,622	14,22,700	12,42,204	12,20,222

No. 10—continued

ARTICLES, AND COUNTRIES OF CONSIGNMENT; ALSO ORIGIN OF EACH PROVINCE	QUANTITY					VALUE				
	1980-81	1981-82	1982-83	1983-84	1984-85	1980-81	1981-82	1982-83	1983-84	1984-85
Paints and Painters' materials— continued						R	R	R	R	R
Painters' materials (other than paints and colours)— continued										
Other kinds (III. E)—										
United Kingdom (including Channel Islands)	—	—	—	—	—	4,48,580	3,82,240	3,88,621	4,85,704	4,70,500
Canada— Vid Atlantic Coast	—	—	—	—	—	6	—	8	2,816	10484
Other British Possessions	—	—	—	—	—	2,290	1,682	484	4,374	1,419
TOTAL BRITISH EMPIRE	—	—	—	—	—	4,50,876	3,84,022	3,89,058	4,92,894	4,82,358
Germany	—	—	—	—	—	39,898	50,417	1,32,422	1,11,328	1,40,361
Netherlands	—	—	—	—	—	6,951	1,781	3,886	1,774	1,727
Belgium	—	—	—	—	—	40,153	43,356	41,424	23,141	9,684
France	—	—	—	—	—	29,270	16,098	2,992	5,486	4,849
Switzerland	—	—	—	—	—	1,985	2,925	6,440	4,572	1,386
Italy (including Fiume)	—	—	—	—	—	29,776	22,045	45,112	42,464	72,504
Muscat Territory and Trucial Oman	—	—	—	—	—	15,094	4,041	3,958	6,074	6,524
Other Native States in Arabia	—	—	—	—	—	16,631	2,236	1,901	1,550	1,182
Japan	—	—	—	—	—	1,893	825	2,086	10,761	17,700
United States of America—										
Vid Atlantic Coast	—	—	—	—	—	48,967	36,881	17,788	15,751	55,855
" Pacific "	—	—	—	—	—	337	—	80	2,203	118
Other Foreign Countries	—	—	—	—	—	2,464	4,673	5,674	4,273	9,890
TOTAL FOREIGN COUNTRIES	—	—	—	—	—	2,33,214	1,85,273	2,63,213	2,29,377	3,21,680
Share of Bengal	—	—	—	—	—	89,583	91,617	1,23,220	1,34,043	2,15,380
" Bombay	—	—	—	—	—	3,78,393	3,30,079	3,66,787	3,02,694	4,06,858
" Sind	—	—	—	—	—	73,732	71,059	71,908	56,341	61,624
" Madras	—	—	—	—	—	1,05,056	61,226	65,620	94,441	77,320
" Burma	—	—	—	—	—	37,321	35,314	24,726	24,752	42,541
TOTAL	—	—	—	—	—	6,84,090	5,69,295	6,52,271	7,22,271	8,04,033
Total value of Painters' materials (other than paints and colours)—										
United Kingdom (including Channel Islands)	—	—	—	—	—	20,14,025	16,11,730	16,38,554	61,75,404	16,87,386
Straits Settlements	—	—	—	—	—	3,438	1,304	4,934	6,231	2,292
Hongkong	—	—	—	—	—	4,065	2,823	4,061	8,105	3,679
Canada—										
Vid Atlantic Coast	—	—	—	—	—	678	2,528	17,731	3,836	10,493
Other British Possessions	—	—	—	—	—	3,239	3,227	531	959	1,505
TOTAL BRITISH EMPIRE	—	—	—	—	—	20,25,445	16,31,617	16,65,811	16,94,535	17,05,310
U. S. S. R.—										
Northern	—	—	—	—	—	3,831	5,024
Southern	—	—	—	—	—	123	117
Sweden	—	—	—	—	—	19,941	9,560	4,225	9,454	17,857
Norway	—	—	—	—	—	1,023	..	5,738	4,277	9,442
Germany	—	—	—	—	—	1,42,075	1,54,878	2,21,082	1,65,850	1,86,710
Netherlands	—	—	—	—	—	55,088	60,904	49,799	32,526	20,127
Belgium	—	—	—	—	—	55,773	35,702	93,321	74,797	41,391
France	—	—	—	—	—	29,445	10,900	3,551	5,690	4,374
Switzerland	—	—	—	—	—	1,985	2,925	6,440	4,572	1,386
Italy (including Fiume)	—	—	—	—	—	29,776	23,768	45,932	43,940	73,019

ARTICLES, AND COUNTRIES OF CONSIGNMENT; ALSO SHARE OF EACH PROVINCE	QUANTITY					VALUE				
	1930-31	1931-32	1932-33	1933-34	1934-35	1930-31	1931-32	1932-33	1933-34	1934-35
	R	R	R	R	R	R	R	R	R	R
Paints and Painters' materials— continued										
Painters' materials (other than paints and colours)—concluded										
Total value of Painters' materials (other than paints and colours)— continued										
Maskat Territory and Trucial Oman	—	—	—	—	—	15,004	4,041	3,958	6,074	6,524
Other Native States in Arabia	—	—	—	—	—	16,558	2,226	1,901	1,550	1,124
Japan	—	—	—	—	—	21,802	10,145	15,847	64,648	24,722
United States of America—										
Via Atlantic Coast	—	—	—	—	—	2,04,029	1,01,645	65,865	69,012	1,18,212
" Pacific "	—	—	—	—	—	6,429	5,266	1,815	5,549	507
Other Foreign Countries	—	—	—	—	—	2,433	5,241	5,927	4,808	4,322
TOTAL FOREIGN COUNTRIES	—	—	—	—	—	6,02,398	4,32,311	5,25,551	4,93,761	5,78,971
Share of Bengal	—	—	—	—	—	6,42,189	4,48,092	4,50,491	4,42,392	4,91,941
" Bombay	—	—	—	—	—	7,39,912	7,44,822	7,91,522	8,40,005	9,01,541
" Sind	—	—	—	—	—	3,27,496	3,94,275	3,72,447	3,41,241	4,02,549
" Madras	—	—	—	—	—	4,72,826	3,37,391	2,60,336	3,66,702	3,42,222
" Burma	—	—	—	—	—	2,12,430	1,22,642	2,16,966	1,99,445	1,29,492
TOTAL	—	—	—	—	—	26,27,843	21,02,922	21,91,662	21,90,346	22,82,381
Total value of Paints and Painters' materials—										
United Kingdom (including Channel Islands)	—	—	—	—	—	74,27,656	58,95,154	59,05,843	63,54,876	65,60,946
Aden and Dependencies	—	—	—	—	—	761	2,040	1	..	5,046
Ceylon (excluding Maldives)	—	—	—	—	—	60,568	46,199	41,684	41,830	47,174
Straits Settlements	—	—	—	—	—	19,775	12,786	22,212	10,066	16,622
Hongkong	—	—	—	—	—	92,691	24,645	65,441	20,692	59,224
Canada—										
Via Atlantic Coast	—	—	—	—	—	1,022	2,625	40,462	11,005	20,222
" Pacific "	—	—	—	—	—	80	..	5
Other British Possessions	—	—	—	—	—	461	45	2,204	2,586	1,210
TOTAL BRITISH EMPIRE	—	—	—	—	—	76,03,941	59,89,707	61,44,087	65,11,055	67,11,506
U. S. S. R.—										
Northern	—	—	—	—	—	2,581	5,024
Southern	—	—	—	—	—	1,902	117
Sweden	—	—	—	—	—
Norway	—	—	—	—	—	22,162	19,727	19,100	22,222	22,001
Germany	—	—	—	—	—	1,022	..	5,788	5,669	9,442
Netherlands	—	—	—	—	—	11,75,745	9,25,194	11,14,726	9,19,662	9,14,242
Belgium	—	—	—	—	—	2,20,667	2,78,211	2,74,742	2,12,916	1,82,597
France	—	—	—	—	—	4,25,222	3,24,706	3,26,197	2,54,220	2,02,261
Spain	—	—	—	—	—	55,227	99,452	26,425	22,472	27,202
Switzerland	—	—	—	—	—	5,099	256	942	895	2,262
Italy (including Fiume)	—	—	—	—	—	2,126	2,979	6,572	6,080	1,526
Austria	—	—	—	—	—	1,92,142	2,15,972	1,22,799	1,29,165	2,25,222
Czechoslovakia	—	—	—	—	—	22,612	4,727	614	3,075	2,722
Maskat Territory and Trucial Oman	—	—	—	—	—	899	2,217	2,241	2,222	10,662
Other Native States in Arabia	—	—	—	—	—	15,004	4,041	3,958	6,074	6,524
Iran	—	—	—	—	—	17,215	2,226	1,901	1,570	1,672
China (exclusive of Hong- kong and Macao)	—	—	—	—	—	899	1,110	10,795	77,222	20,002
Japan	—	—	—	—	—	27,612	59,610	67,220	12,221	29,122
United States of America—										
Via Atlantic Coast	—	—	—	—	—	4,20,066	4,12,244	7,45,221	6,91,957	2,96,679
" Pacific "	—	—	—	—	—	5,29,972	2,75,409	2,21,126	2,54,712	2,27,004
Other Foreign Countries	—	—	—	—	—	1,01,624	22,222	22,222	42,221	24,222
TOTAL FOREIGN COUNTRIES	—	—	—	—	—	20,04,626	27,02,294	20,74,604	27,02,122	29,71,222

No. 10—continued

ARTICLES, AND COUNTRIES OF CONSIGNMENT, ALSO SHARE OF EACH PROVINCE	QUANTITY					VALUE				
	1930-31	1931-32	1932-33	1933-34	1934-35	1930-31	1931-32	1932-33	1933-34	1934-35
Paints and Painters' materials— concluded						R	R	R	R	R
<i>Total value of Paints and Painters' materials—contd.</i>										
Share of Bengal	—	—	—	—	—	40,53,642	29,01,440	31,69,976	29,61,376	32,73,054
" Bombay	—	—	—	—	—	35,04,297	30,52,349	33,10,063	34,37,342	33,25,429
" Sind	—	—	—	—	—	12,72,022	11,70,161	11,49,376	10,76,776	12,15,824
" Madras	—	—	—	—	—	11,54,301	9,45,555	9,27,220	9,31,722	10,58,129
" Burma	—	—	—	—	—	12,33,099	6,83,598	7,62,666	7,61,974	7,39,392
TOTAL	—	—	—	—	—	1,12,08,567	87,53,101	92,18,641	92,19,190	96,82,788
Paper and Pasteboard— Paper—										
Packing Paper (III. M)—	Owts.	Owts.	Owts.	Owts.	Owts.					
United Kingdom (including Channel Islands)	16,972	20,199	19,595	14,366	18,583	4,17,816	4,48,332	3,54,787	2,80,345	3,66,147
Straits Settlements	141	219	247	176	262	3,374	9,655	8,676	4,425	7,407
Hongkong	858	832	1,229	1,215	1,346	16,243	13,550	19,453	21,972	23,324
Other British Possessions	8	—	12	2	12	318	—	121	34	261
TOTAL BRITISH EMPIRE	17,979	21,250	20,883	15,769	20,203	4,32,251	4,71,537	3,88,087	3,06,876	3,97,139
Finland	4,031	3,038	9,791	4,619	8,387	51,011	35,885	1,14,171	44,708	82,887
Estonia	617	124	332	179	117	9,735	2,002	4,263	2,238	1,640
Latvia	438	336	1,111	516	920	7,165	3,302	14,054	5,243	10,364
Sweden	106,092	90,040	173,327	131,946	174,369	17,17,429	13,44,737	23,48,103	15,91,953	19,90,095
Norway	13,039	3,247	26,310	27,370	24,443	2,34,469	1,13,706	3,41,134	3,22,565	2,67,674
Poland (including Danzig)	—	—	—	—	585	—	—	—	—	6,250
Germany	33,406	33,412	31,063	11,933	24,901	5,36,258	4,41,665	4,62,238	1,78,371	2,95,366
Netherlands	10,953	9,379	10,464	9,018	5,302	2,39,141	1,23,431	1,17,009	1,06,770	81,241
Belgium	4,324	3,096	2,425	1,253	957	67,429	62,624	26,874	19,996	17,551
France	163	279	63	5	17	6,312	4,573	3,416	664	733
Italy (including Fiume)	1,336	2,200	3,394	3,202	1,937	25,661	45,678	34,922	64,680	39,637
Austria	13,077	16,123	20,933	30,923	14,523	2,65,357	2,47,784	3,03,023	3,72,635	1,32,395
Hungary	337	93	—	—	—	6,130	1,374	—	—	—
Czechoslovakia	14,095	14,431	22,124	12,601	33,321	2,03,971	1,63,213	2,35,670	1,44,754	3,94,474
China (exclusive of Hong- kong and Macao)	113	101	139	222	140	5,121	6,010	3,336	7,209	10,909
Japan	750	337	1,003	340	447	10,595	12,035	20,313	7,347	12,515
United States of America—										
Vid Atlantic Coast	1,191	625	641	213	1,369	24,364	12,990	13,890	2,171	20,693
" Pacific "	17	—	4	42	37	639	—	270	736	661
Other Foreign Countries	346	506	365	72	443	5,417	3,465	4,477	326	4,930
TOTAL FOREIGN COUNTRIES	213,379	183,571	304,014	234,509	293,275	34,31,804	26,59,479	41,52,003	28,74,971	34,20,575
Share of Bengal	76,707	65,399	95,332	34,679	92,324	12,94,140	10,53,963	14,53,072	11,36,712	12,32,505
" Bombay	107,371	93,497	159,649	110,690	143,254	13,54,593	14,38,301	21,24,530	12,91,313	16,33,727
" Sind	7,323	3,906	19,353	11,493	33,121	1,22,772	1,47,971	2,57,934	1,35,520	2,57,777
" Madras	17,763	19,043	27,039	27,133	24,359	3,66,327	2,55,301	3,53,009	3,50,652	3,26,325
" Burma	21,792	11,671	23,572	16,374	24,410	3,15,724	1,31,730	3,41,515	2,17,050	2,17,430
TOTAL	231,358	204,321	324,397	250,268	313,473	33,54,055	31,31,016	45,35,100	31,31,347	38,17,714
Printing paper— News printing (III. M)—	Owts.	Owts.	Owts.	Owts.	Owts.					
United Kingdom (including Channel Islands)	10,920	6,550	9,427	9,019	5,246	1,41,360	79,172	93,046	79,467	50,008
Canada—										
Vid Atlantic Coast	—	—	495	6,704	14,251	—	—	6,063	63,303	83,493
" Pacific "	—	—	—	4,739	9,392	—	—	—	35,529	71,506
Other British Possessions	—	—	3	—	4	—	—	39	—	52
TOTAL BRITISH EMPIRE	10,920	6,550	9,925	20,512	28,893	1,41,360	79,172	1,04,146	1,73,304	2,10,064

ARTICLES, AND COUNTRIES OF CONSIGNMENT; ALSO SHARE OF EACH PROVINCE	QUANTITY					VALUE				
	1930-31	1931-32	1932-33	1933-34	1934-35	1930-31	1931-32	1932-33	1933-34	1934-35
Paper and Paperboard—continued										
Paper—continued										
Printing paper—contd.										
News printing (III. M)—continued										
Finland	18,619	19,659	46,704	84,866	96,030	2,61,629	2,21,677	5,07,381	7,86,302	8,21,832
Estonia	6,451	1,505	1,925	4,429	1,655	77,589	16,038	17,794	45,409	18,145
Sweden	24,688	42,479	51,657	52,675	62,242	2,07,405	4,58,078	5,01,657	4,12,245	4,87,670
Norway	204,894	117,367	208,843	216,556	178,837	24,30,315	12,52,971	20,71,229	10,64,001	12,50,822
Germany	23,380	42,246	30,767	33,858	32,256	3,82,995	4,67,937	2,36,295	2,67,839	2,97,257
Netherlands	5,706	4,194	807	3,408	1,644	88,999	60,029	8,374	26,215	11,012
Belgium	568	101	402	105	86	8,165	1,332	4,827	1,743	1,748
Italy (including Fiume)	12,247	14,048	6,684	2,244	508	1,41,494	1,40,228	76,720	10,289	5,026
Austria	113,582	148,109	102,296	96,884	99,450	12,64,652	16,58,487	11,08,206	8,09,124	8,68,134
Czechoslovakia	1,189	1,065	1,039	4,514	6,114	16,201	12,222	8,222	40,880	55,322
Yugo-Slavia (Kingdom of the Serbs, Croats and Slovenes)	1,917	117	27,643	1,428
Other Foreign Countries	628	271	522	1,071	328	6,292	4,458	5,531	6,917	2,221
TOTAL FOREIGN COUNTRIES	419,899	392,021	448,847	490,600	479,204	51,10,271	42,61,037	46,46,335	43,78,064	38,11,298
Share of Bengal	118,954	108,747	129,253	122,934	127,609	15,56,211	12,96,922	12,92,258	12,97,328	9,66,766
" Bombay	170,539	151,721	177,934	202,478	192,254	18,02,480	15,34,514	17,44,920	16,23,769	16,02,150
" Sind	42,503	22,264	60,509	63,625	62,522	5,04,521	5,22,484	6,20,048	5,72,171	5,44,102
" Madras	72,484	60,224	69,712	79,789	26,017	9,72,989	6,24,892	7,27,750	7,20,931	7,16,414
" Burma	27,269	25,615	28,164	21,228	21,704	4,15,220	2,50,617	2,64,445	2,22,072	4,01,231
{ Protected	4,015	1,429	1,196	2,172	1,965	60,429	22,784	14,936	27,056	19,894
{ Not protected	425,884	390,592	447,651	507,940	506,132	51,01,702	44,46,475	47,25,545	45,80,712	40,01,408
TOTAL	420,819	393,450	450,043	511,112	508,097	52,52,121	44,70,209	47,60,431	45,97,768	40,21,262
Other sorts (III. M)—										
United Kingdom (including Channel Islands)	65,759	43,378	25,038	37,320	33,928	14,82,746	9,55,054	7,75,146	7,82,648	7,42,610
Canada—										
Via Atlantic Coast	23	..	2,817	571	590	12,164
Other British Possessions	48	26	15	18	2	1,244	582	259	2	25
TOTAL BRITISH EMPIRE	65,807	43,404	25,076	37,338	36,747	14,91,020	9,55,637	7,75,976	7,83,240	7,61,800
Finland	11,959	11,548	19,498	15,970	19,726	1,40,189	1,21,955	2,54,571	1,74,875	1,68,528
Estonia	2,104	611	100	745	767	27,915	6,418	1,919	7,787	9,121
Latvia	2,729	418	225	21	2,455	87,002	5,986	7,226	487	22,071
Sweden	10,681	12,026	10,817	20,272	18,477	2,01,751	2,15,774	1,78,639	2,07,876	2,64,266
Norway	26,911	12,262	26,176	22,275	22,718	5,27,247	1,58,968	2,27,708	2,53,437	2,79,443
Germany	25,824	22,059	30,144	22,120	42,927	4,82,995	5,09,156	5,22,043	6,06,100	6,61,300
Netherlands	22,630	22,561	25,178	22,716	22,297	6,97,757	6,26,087	5,21,296	5,27,618	3,75,637
Belgium	9,867	5,924	4,527	4,922	4,229	2,07,721	1,21,697	1,16,568	1,17,518	92,045
France	568	249	115	15,995	5,141	1,567
Italy (including Fiume)	5,077	4,327	4,225	3,742	6,448	99,208	79,921	75,927	65,461	1,06,210
Austria	22,443	51,910	49,808	60,229	26,705	6,08,922	6,29,964	6,26,920	7,01,970	4,26,089
Czechoslovakia	2,925	2,452	2,411	6,702	22,225	54,065	40,762	51,295	24,904	2,42,246
Yugo-Slavia (Kingdom of the Serbs, Croats and Slovenes)	478	955	26	6,820	12,222	552
Japan	400	2,544	2,209	2,217	..	8,645	54,261	1,41,428	42,206
United States of America— Via Atlantic Coast	226	444	280	1,227	1,955	19,247	22,920	22,924	42,574	41,896
Other Foreign Countries	91	92	107	42	..	1,428	1,222	1,627	452	..
TOTAL FOREIGN COUNTRIES	126,597	172,995	187,245	222,122	216,222	21,44,152	25,72,929	27,22,264	29,41,604	27,56,912

No. 10—continued

ARTICLES, AND COUNTRIES OF ORIGIN; ALSO SHARE OF EACH PROVINCE	QUANTITY					VALUE				
	1980-81	1981-82	1982-88	1983-84	1984-85	1980-81	1981-82	1982-88	1983-84	1984-85
Paper and Pasteboard—continued						R	R	R	R	R
<i>Paper—continued</i>										
<i>Printing paper—continued</i>										
Other sorts (III. M)— continued	Owts.	Owts.	Owts.	Owts.	Owts.					
Share of Bengal	94,141	77,273	68,881	86,886	94,574	16,66,621	12,14,070	10,48,300	12,55,208	12,38,979
" Bombay	68,073	69,542	69,697	98,747	89,296	14,01,321	11,79,136	13,36,408	15,61,737	14,30,668
" Sind	10,714	9,928	9,363	9,923	10,483	2,16,330	1,74,369	1,60,508	1,53,773	1,59,321
" Madras	69,251	64,263	65,309	60,900	51,821	12,00,038	8,65,350	8,84,538	7,57,083	6,11,191
" Burma	9,816	6,398	9,771	8,616	6,906	1,68,033	99,591	1,29,531	97,044	78,168
{ Protected	182,171	98,788	90,208	114,016	97,607	27,84,619	19,65,778	17,26,447	19,82,154	16,91,710
{ Not protected	120,228	118,071	132,713	145,454	166,472	19,00,425	15,62,788	18,82,888	18,42,690	18,27,011
TOTAL	302,399	217,409	222,921	259,470	264,079	46,85,243	35,28,566	36,09,336	38,24,844	35,18,721
Total Printing Paper (III. M)—	Owts.	Owts.	Owts.	Owts.	Owts.					
United Kingdom (including Channel Islands)	76,679	49,928	44,465	46,889	39,174	16,81,606	10,84,226	8,78,192	8,62,115	7,99,618
Canada— Vid Atlantic Coast	518	6,722	17,068	6,639	64,898	1,00,662
" Pacific "	4,789	9,392	36,529	71,506
Other British Possessions	48	86	18	..	6	1,344	588	291	2	87
TOTAL BRITISH EMPIRE	76,727	49,984	45,001	57,650	66,640	16,82,950	10,84,809	8,80,122	9,02,044	9,71,273
Finland	30,608	31,202	66,197	100,738	115,756	4,01,909	3,58,632	7,61,952	9,61,177	10,20,415
Estonia	8,555	2,116	2,085	5,174	2,422	1,05,504	22,451	19,713	58,146	24,276
Latvia	2,729	441	825	391	2,455	37,092	6,315	7,286	3,514	23,071
Sweden	35,319	55,505	62,474	73,547	89,719	5,09,156	6,08,852	6,79,696	7,20,121	7,01,936
Norway	241,305	130,629	230,019	248,331	207,605	29,63,562	15,12,939	24,08,937	23,17,433	16,30,375
Germany	54,214	74,305	60,911	61,978	75,193	8,72,900	9,77,142	8,68,338	7,73,939	8,98,557
Netherlands	44,386	40,725	35,980	42,110	29,941	7,86,756	6,86,116	5,29,770	5,52,833	3,86,649
Belgium	10,435	6,035	4,989	5,087	4,325	2,15,886	1,23,079	1,21,395	1,19,261	93,793
France	1,080	..	264	349	114	20,733	..	2,202	5,141	1,567
Italy (including Fiume)	18,324	19,275	10,909	5,986	6,951	2,40,702	2,20,204	1,52,657	84,770	1,11,335
Austria	152,025	200,019	152,099	147,123	136,165	19,78,635	22,88,451	17,35,225	15,11,094	12,89,223
Czechoslovakia	4,114	3,507	4,450	11,217	29,349	70,266	52,984	60,217	1,29,784	2,99,208
Yugoslavia (Kingdom of the Serbs, Croats and Slovenes)	2,390	1,072	36	34,363	14,820	553
Japan	400	2,745	8,209	2,217	..	8,645	55,796	1,41,428	43,206
United States of America— Vid Atlantic Coast	298	506	417	1,926	1,955	19,286	25,061	24,554	46,226	41,865
" Pacific "	1
Other Foreign Countries	204	279	128	64	333	2,364	3,275	1,950	696	2,281
TOTAL FOREIGN COUNTRIES	606,486	566,016	634,492	712,732	695,536	82,54,424	69,63,966	74,29,689	74,20,568	65,68,210
Share of Bengal	219,195	186,025	189,134	219,819	222,023	32,12,732	25,06,992	23,41,558	25,63,034	21,89,744
" Bombay	239,313	211,363	237,531	297,225	231,579	32,03,301	27,63,700	30,81,338	31,35,506	28,38,712
" Sind	63,217	62,198	69,872	73,548	74,066	7,19,351	7,27,333	7,80,551	7,25,943	7,03,923
" Madras	141,715	124,487	135,031	140,689	137,338	21,73,027	15,60,643	16,12,338	14,73,014	13,27,605
" Burma	39,874	32,013	37,935	39,391	45,610	5,77,963	4,50,308	4,94,026	4,30,115	4,80,099
{ Protected	186,186	100,227	91,404	117,188	99,572	27,95,247	19,89,512	17,41,383	20,09,210	17,11,604
{ Not protected	547,027	515,758	538,089	653,394	661,604	70,92,127	60,09,268	65,68,428	63,73,402	58,28,479
TOTAL	693,213	615,980	679,496	770,582	761,176	98,87,374	79,98,775	83,09,811	83,82,612	75,40,083
Writing paper and envelopes— Writing paper in large sheets (III. M)—	Owts.	Owts.	Owts.	Owts.	Owts.					
United Kingdom (including Channel Islands)	41,880	28,489	22,225	23,453	22,169	15,32,758	10,48,604	8,63,198	8,72,005	8,77,125
Canada— Vid Atlantic Coast	512	448	358	744	681	14,369	12,595	9,432	19,698	17,262
" Pacific "	57	58	1,417	1,053	..
Other British Possessions	69	3	20	46	2	2,356	122	337	1,405	32
TOTAL BRITISH EMPIRE	42,411	28,940	22,655	24,301	22,872	15,49,473	10,66,321	8,64,884	8,94,161	8,94,439

ARTICLES, AND COUNTRIES OF ORIGIN; ALSO SHARE OF EACH PROVINCE	QUANTITY					VALUE				
	1930-31	1931-32	1932-33	1933-34	1934-35	1930-31	1931-32	1932-33	1933-34	1934-35
Paper and Pastboard—continued										
Paper—continued										
Writing paper and envelopes— continued	Owts.	Owts.	Owts.	Owts.	Owts.					
Writing paper in large sheets (III. M)—continued										
Finland	1,522	4,231	4,311	3,243	4,864	27,937	73,057	71,505	48,914	75,974
Estonia	137	4	23	1,253	1,620	3,394	283	305	25,436	31,037
Latvia	122	105	639	468	423	2,656	2,632	14,092	3,923	6,647
Sweden	9,437	8,321	9,457	14,092	10,126	2,00,711	1,71,406	1,78,506	2,33,309	1,56,741
Norway	25,033	27,316	23,559	49,077	45,992	7,56,950	6,07,369	7,69,855	8,49,212	8,47,334
Poland (including Danzig)	39	..	197	41	..	602	542
Denmark	471	22	..	6,592	947
Germany	7,969	5,190	3,221	647	1,340	1,09,769	1,06,335	63,002	11,221	26,519
Netherlands	15,734	15,095	11,552	8,364	6,533	3,17,220	2,93,736	1,93,060	1,32,397	1,03,497
Belgium	3,904	1,945	656	398	177	84,370	36,797	13,542	9,247	4,646
France	204	79	..	37	26	5,691	3,940	55	1,504	1,592
Italy (excluding Fiume)	419	576	340	371	113	10,760	14,563	15,046	6,711	2,291
Austria	14,247	34,303	23,572	17,750	15,347	3,27,973	7,19,055	4,82,133	3,33,094	2,90,534
Czechoslovakia	610	409	140	113	2,702	13,407	7,749	3,254	1,330	54,322
Yugoslavia (Kingdom of the Serbs, Croats and Slovenes)	207	325	38	3,335	6,352	774
Japan	599	4,365	12,107	10,537	235	10,543	1,16,317	2,62,747	2,23,591	3,451
United States of America— Via Atlantic Coast	3,132	3,340	344	1,147	320	94,337	1,06,103	29,931	32,014	23,946
" Pacific "	104	3,010	..
Other Foreign Countries	2	30	67	573
TOTAL FOREIGN COUNTRIES	94,129	106,610	105,980	103,733	90,936	20,20,904	22,67,506	29,97,933	19,37,105	16,34,739
<i>Share of Bengal</i>	<i>21,075</i>	<i>15,899</i>	<i>13,313</i>	<i>20,441</i>	<i>21,247</i>	<i>7,45,492</i>	<i>5,72,852</i>	<i>523,453</i>	<i>6,32,533</i>	<i>5,20,033</i>
" Bombay	<i>62,369</i>	<i>72,703</i>	<i>67,433</i>	<i>71,355</i>	<i>66,633</i>	<i>14,30,321</i>	<i>17,32,369</i>	<i>15,20,732</i>	<i>14,91,101</i>	<i>11,64,614</i>
" Sind	<i>14,329</i>	<i>15,734</i>	<i>17,363</i>	<i>16,731</i>	<i>16,760</i>	<i>3,93,943</i>	<i>2,76,576</i>	<i>2,25,416</i>	<i>3,32,629</i>	<i>2,95,263</i>
" Madras	<i>29,773</i>	<i>21,590</i>	<i>17,213</i>	<i>17,273</i>	<i>14,363</i>	<i>3,37,433</i>	<i>5,39,323</i>	<i>4,79,569</i>	<i>4,23,337</i>	<i>3,42,794</i>
" Burma	<i>3,509</i>	<i>4,916</i>	<i>7,314</i>	<i>6,303</i>	<i>4,337</i>	<i>2,13,225</i>	<i>1,32,401</i>	<i>1,43,141</i>	<i>1,22,413</i>	<i>26,439</i>
TOTAL PROTECTED	126,540	135,550	123,635	123,064	113,858	35,30,377	33,33,336	29,62,372	23,31,266	25,29,323
Note and letter paper and envelopes (III. II)—	Owts.	Owts.	Owts.	Owts.	Owts.					
United Kingdom (including Channel Islands)	5,367	5,535	4,531	4,593	4,051	3,35,435	3,09,131	2,54,439	2,45,623	2,20,427
Other British Possessions	79	33	45	36	44	4,133	1,932	2,334	2,170	2,625
TOTAL BRITISH EMPIRE	5,446	5,623	4,626	4,634	4,095	3,39,608	3,01,113	2,56,773	2,47,793	2,23,052
Germany	110	219	60	231	273	5,231	7,490	2,663	6,739	5,639
Belgium	123	240	61	40	65	4,243	3,797	1,953	1,051	1,325
Austria	113	267	27	443	123	4,107	5,773	723	6,920	3,332
Czechoslovakia	234	5,654	6	..
Japan	1	1	33	10	204	143	71	1,033	271	6,114
United States of America— Via Atlantic Coast	103	37	17	19	34	7,303	2,004	1,447	1,067	1,431
Other Foreign Countries	115	266	434	304	214	5,929	7,573	9,636	3,743	7,926
TOTAL FOREIGN COUNTRIES	329	1,030	637	1,110	913	32,523	31,703	17,321	24,347	25,307
<i>Share of Bengal</i>	<i>1,021</i>	<i>1,061</i>	<i>336</i>	<i>1,141</i>	<i>1,219</i>	<i>63,067</i>	<i>45,536</i>	<i>44,313</i>	<i>51,633</i>	<i>57,436</i>
" Bombay	<i>2,191</i>	<i>2,332</i>	<i>2,073</i>	<i>2,162</i>	<i>1,333</i>	<i>1,13,376</i>	<i>1,21,537</i>	<i>1,00,399</i>	<i>90,630</i>	<i>86,333</i>
" Sind	<i>1,523</i>	<i>1,373</i>	<i>1,066</i>	<i>903</i>	<i>310</i>	<i>33,163</i>	<i>39,463</i>	<i>53,939</i>	<i>31,149</i>	<i>49,617</i>
" Madras	<i>393</i>	<i>557</i>	<i>301</i>	<i>401</i>	<i>173</i>	<i>33,333</i>	<i>39,793</i>	<i>17,473</i>	<i>33,793</i>	<i>10,573</i>
" Burma	<i>1,342</i>	<i>330</i>	<i>333</i>	<i>303</i>	<i>373</i>	<i>74,333</i>	<i>43,410</i>	<i>53,673</i>	<i>55,633</i>	<i>44,973</i>
{ Protected	0,443	6,535	5,035	5,535	4,730	3,60,941	3,25,133	2,59,137	2,02,526	2,33,947
{ Not protected	32	113	223	159	233	2,230	7,633	15,367	10,317	9,973
TOTAL	6,476	6,653	5,253	5,744	5,013	3,73,221	3,32,821	2,74,494	2,72,313	2,43,919

No. 10—continued

ARTICLES, AND COUNTRIES OF CONSIGNMENT; ALSO SHARE OF EACH PROVINCE	QUANTITY					VALUE				
	1930-31	1931-32	1932-33	1933-34	1934-35	1930-31	1931-32	1932-33	1933-34	1934-35
						₹	₹	₹	₹	₹
Paper and Pasteboard—continued										
Paper—continued										
Writing paper and envelopes—continued										
Envelopes imported separately (III, M)—										
United Kingdom (including Channel Islands)	Cwts. 7,583	Cwts. 7,095	Cwts. 6,587	Cwts. 6,084	Cwts. 6,385	4,61,622	4,67,373	3,64,557	3,61,684	3,42,200
Other British Possessions	7	24	45	19	36	674	1,585	3,759	1,932	1,230
TOTAL BRITISH EMPIRE	7,590	7,119	6,632	6,103	6,421	4,62,296	4,68,958	3,68,316	3,63,616	3,43,430
Sweden	1,247	1,375	982	706	1,530	35,363	36,479	35,237	18,947	27,576
Germany	4,907	6,706	7,462	4,668	5,314	1,71,024	2,19,565	2,51,666	1,38,390	1,63,744
Belgium	44	208	85	40	19	2,940	6,350	2,770	876	916
Austria	..	209	374	200	1	..	4,817	10,565	5,512	73
United States of America—										
Via Atlantic Coast	201	189	54	63	67	15,494	14,097	6,979	4,037	6,596
" Pacific "	3	..	5	15	..	768	..	103
Other Foreign Countries	316	392	213	167	144	14,619	13,879	8,096	7,459	7,633
TOTAL FOREIGN COUNTRIES	6,715	9,079	9,178	5,844	7,580	2,40,555	2,95,187	3,16,126	1,75,221	2,05,646
Share of Bengal	3,172	2,652	1,305	1,439	2,332	1,50,346	1,01,735	60,110	37,923	33,139
" Bombay	4,946	7,338	5,352	5,216	6,184	2,50,730	3,42,908	3,01,139	2,13,578	2,41,910
" Sind	1,947	1,681	2,582	1,435	1,195	96,402	38,343	1,25,363	31,231	74,755
" Madras	3,064	3,787	3,974	3,395	3,301	1,46,654	1,49,353	1,32,000	1,25,784	1,15,737
" Burma	1,176	1,342	941	1,043	1,043	53,163	75,345	35,785	35,316	34,813
{ Protected	4,753	5,565	4,738	4,378	5,065	3,13,175	3,43,421	2,88,044	2,66,693	2,82,007
{ Not protected	2,547	11,533	11,017	8,269	8,945	3,89,676	4,15,724	3,96,398	2,71,930	2,68,147
TOTAL	14,305	17,098	15,755	12,547	14,010	7,02,851	7,64,145	6,84,442	5,38,837	5,50,154
Total Writing paper and envelopes—	Cwts.	Cwts.	Cwts.	Cwts.	Cwts.					
United Kingdom (including Channel Islands)	54,930	42,069	33,343	34,735	32,025	23,20,375	18,10,108	14,72,194	14,79,515	14,30,321
Canada—										
Via Atlantic Coast	530	443	353	744	631	15,374	12,783	9,500	19,753	17,232
" Pacific "	57	53	1,417	1,063	..
Other British Possessions	131	65	110	101	32	6,313	8,496	5,562	5,447	4,916
TOTAL BRITISH EMPIRE	55,647	42,582	33,803	35,633	32,688	23,51,462	18,26,392	14,80,678	15,05,773	14,31,999
Finland	1,623	4,231	4,311	3,364	4,370	27,937	72,057	71,505	49,250	76,000
Estonia	137	4	22	1,253	1,026	3,324	233	205	25,436	21,037
Latvia	122	105	639	468	423	2,056	2,632	14,092	3,933	8,647
Sweden	10,746	10,032	10,513	14,312	11,873	2,37,087	2,08,824	2,12,511	2,53,245	1,84,729
Norway	35,207	27,530	38,701	49,363	46,113	7,59,459	6,10,987	7,71,992	8,54,239	8,49,527
Denmark	10	494	..	2	23	443	7,454	6	300	1,204
Poland (including Danzig)	..	30	..	197	41	..	603	..	5,270	543
Germany	12,936	12,115	10,303	5,606	7,927	3,46,624	3,33,890	3,17,331	1,56,460	2,06,252
Netherlands	15,892	15,265	11,726	3,334	6,621	3,21,042	2,99,542	2,00,876	1,34,304	1,05,105
Belgium	4,076	2,393	302	473	261	91,553	51,044	18,267	11,174	7,397
France	219	83	6	33	35	7,000	4,251	375	3,151	2,532
Italy (including Fiume)	465	615	973	392	133	13,335	16,701	13,512	3,225	5,029
Austria	14,900	34,770	23,973	13,390	15,476	3,32,035	7,39,645	4,93,475	3,45,526	2,93,539
Czechoslovakia	334	500	164	133	2,706	19,427	9,230	4,219	2,501	54,931

ARTICLES, AND COUNTRIES OF CONSIGNMENT; ALSO SHARE OF EACH PROVINCE	QUANTITY					VALUE				
	1930-31	1931-32	1932-33	1933-34	1934-35	1930-31	1931-32	1932-33	1933-34	1934-35
	Owts.	Owts.	Owts.	Owts.	Owts.	Rs.	Rs.	Rs.	Rs.	Rs.
Paper and Pasteboard—continued										
<i>Paper—continued</i>										
Writing paper and envelopes— <i>included</i>										
Total Writing paper and envelopes— <i>continued</i>										
Yugoslavia (Kingdom of the Serbs, Croats and Slovenes)	207	325	85	8,925	6,852	774
Japan	647	4,322	12,123	10,617	477	14,809	1,12,411	2,65,955	2,29,639	11,276
United States of America— Via Atlantic Coast	3,491	4,066	915	1,229	921	1,17,637	1,24,204	23,357	37,118	20,967
" Pacific	8	104	5	15	..	763	2,010	108
Other Foreign Countries	81	96	46	56	109	5,019	2,654	2,694	2,640	5,722
TOTAL FOREIGN COUNTRIES	101,673	116,719	115,790	115,717	99,493	22,02,987	25,94,400	24,21,685	21,27,173	18,66,362
Share of Bengal	25,663	22,322	20,356	22,021	24,245	2,52,405	7,26,029	6,22,221	6,67,096	7,20,722
" Bombay	69,497	22,670	76,322	79,222	64,664	17,94,942	21,96,266	19,22,526	17,95,269	16,12,789
" Sind	12,295	12,522	21,611	19,241	12,765	4,22,502	4,27,221	4,79,712	2,95,009	4,19,622
" Madras	22,222	25,224	22,222	21,171	17,741	16,62,212	7,62,222	6,52,194	6,72,164	4,22,164
" Burma	11,227	9,227	9,229	2,629	6,662	2,45,622	2,71,656	2,21,524	2,12,212	1,76,069
Protected	149,741	147,650	132,402	142,927	122,662	42,62,421	29,97,269	25,09,552	22,60,690	20,60,122
Not protected	9,579	11,651	11,245	2,422	9,222	2,91,962	4,22,422	4,11,755	2,22,226	2,76,119
TOTAL	157,320	159,301	143,647	145,349	131,884	45,54,383	34,19,691	29,21,307	24,82,896	23,36,241
Old newspaper in bales and bags (III. M)—	Owts.	Owts.	Owts.	Owts.	Owts.					
United Kingdom (including Channel Islands)	650,205	665,940	824,212	851,420	1,070,527	29,42,275	27,46,168	26,69,869	27,22,292	42,02,240
Other British Possessions	126	22	12	22	24	690	160	70	160	122
TOTAL BRITISH EMPIRE	650,331	665,962	824,224	851,442	1,070,551	29,42,965	27,46,328	26,69,939	27,22,452	42,02,362
Java	2,500	10,000
United States of America— Via Atlantic Coast	162,591	169,121	119,799	29,459	22,594	7,27,214	6,04,122	5,54,222	2,61,269	2,47,520
" Pacific	1,995	2,000	500	5,000	..	9,721	2,062	2,501	21,202	..
Other Foreign Countries	1,775	222	222	1,227	245	7,957	2,022	1,294	4,226	799
TOTAL FOREIGN COUNTRIES	172,361	171,343	120,521	35,726	22,594	7,44,932	7,06,284	6,66,017	4,07,437	2,48,319
Share of Bengal	242,512	222,422	269,210	255,921	242,626	11,75,992	9,44,954	12,22,675	11,65,102	12,21,261
" Bombay	154,447	175,122	166,616	179,692	122,719	6,27,742	6,09,697	7,20,222	7,56,629	7,22,672
" Sind	114,119	122,204	142,792	129,792	172,022	4,55,955	4,24,429	5,64,022	5,22,022	6,69,479
" Madras	142,440	169,166	199,616	212,071	274,119	6,24,742	4,29,224	2,95,216	9,22,249	11,02,224
" Burma	162,172	124,229	162,222	162,792	172,212	7,22,021	5,72,592	7,65,664	7,46,762	7,52,219
TOTAL	322,692	327,321	347,226	347,241	1,169,890	26,22,457	24,51,602	22,22,556	21,29,295	25,51,762
Other kinds of paper (III. M)—	Owts.	Owts.	Owts.	Owts.	Owts.					
United Kingdom (including Channel Islands)	9,707	12,122	12,716	21,024	22,227	6,90,122	6,42,477	6,72,217	11,12,426	10,22,566
Straits Settlements	779	622	192	222	202	6,702	9,616	5,122	2,299	4,027
Hongkong	1,240	922	502	527	675	52,692	22,252	22,747	21,522	12,629
Other British Possessions	9	47	42	12	2	422	622	1,229	522	157
TOTAL BRITISH EMPIRE	11,225	12,805	13,450	21,566	23,106	7,49,244	6,76,177	7,04,010	11,41,296	11,05,419

No. 10—continued

ARTICLES, AND COUNTRIES OF CONSIGNMENT; ALSO SHARE OF EACH PROVINCE	QUANTITY					VALUE				
	1930-31	1931-32	1932-33	1933-34	1934-35	1930-31	1931-32	1932-33	1933-34	1934-35
Paper and Pasteboard—continued						R	R	R	R	R
Paper—continued										
Other kinds of paper (III. M)— continued	Cwts.	Cwts.	Cwts.	Cwts.	Cwts.					
Finland	246	513	560	1,073	423	3,378	10,253	8,149	11,323	5,133
Sweden	10,751	20,078	23,298	22,306	15,790	3,17,199	3,90,543	4,26,546	3,82,252	2,46,809
Norway	11,737	11,445	10,874	14,224	12,840	2,80,527	2,61,896	4,03,427	2,74,082	2,25,806
Germany	13,395	12,635	14,342	12,214	20,276	4,89,524	4,15,204	4,06,396	3,73,263	5,23,950
Netherlands	839	2,431	337	1,143	1,516	27,634	34,369	22,966	24,955	41,004
Belgium	3,274	1,902	3,030	5,231	3,833	1,07,642	62,855	1,03,613	1,77,010	1,11,368
France	802	716	1,070	621	305	73,442	67,832	1,45,078	41,516	21,247
Italy (including Fiume)	235	1,157	2,101	1,437	1,913	16,094	42,950	93,374	54,136	57,189
Austria	5,394	7,469	8,617	7,933	7,795	2,12,082	2,34,578	2,66,653	2,16,397	2,07,313
Czechoslovakia	1,341	2,467	3,493	3,673	11,052	37,143	61,117	83,505	63,739	1,77,364
China (exclusive of Hong- kong and Macao)	2,082	2,303	2,615	2,711	3,056	56,523	55,944	64,030	55,576	61,247
Japan	368	219	305	312	1,909	23,061	14,003	21,309	37,727	34,205
United States of America—										
Via Atlantic Coast	1,394	1,260	1,923	734	1,004	2,62,311	1,22,304	75,739	47,514	63,264
" Pacific "	49	1	..	10	4	1,191	63	39	209	209
Other Foreign Countries	97	370	235	221	274	4,203	13,573	4,595	5,431	5,039
TOTAL FOREIGN COUNTRIES	53,504	65,206	80,490	74,752	82,101	10,13,064	17,88,033	21,31,469	17,72,130	18,37,157
Share of Bengal	17,739	21,443	24,376	23,931	25,311	7,42,754	7,13,635	7,73,954	3,33,571	3,17,033
" Bombay	30,753	35,713	39,031	33,560	43,946	9,41,003	8,35,529	11,91,973	11,25,363	13,36,705
" Sind	3,333	3,533	3,053	9,011	9,173	1,53,410	1,43,023	2,34,931	2,57,422	2,76,744
" Madras	15,339	14,233	14,733	16,466	19,194	4,91,871	4,44,921	4,27,377	4,27,767	3,04,067
" Burma	12,775	14,033	3,511	9,663	10,369	3,34,070	3,32,037	2,07,295	2,19,443	2,09,023
TOTAL	69,739	79,011	93,949	96,530	106,923	26,62,903	24,34,215	28,35,479	29,13,576	29,42,576
Paper manufactures (III. M)—	Cwts.	Cwts.	Cwts.	Cwts.	Cwts.					
United Kingdom (including Channel Islands)	6,659	7,619	7,249	11,594	13,319	5,74,750	5,11,619	4,84,750	7,45,151	9,75,739
Hongkong	354	532	665	432	144	20,535	9,494	13,312	7,105	3,562
Other British Possessions	54	24	23	42	43	2,597	1,775	2,539	2,123	2,333
TOTAL BRITISH EMPIRE	7,067	8,225	7,942	12,068	13,511	5,97,852	5,22,888	5,01,151	7,54,379	9,32,134
Estonia	104	51	..	523	..	3,044	1,369	..	9,594	..
Sweden	3,532	1,516	3,752	3,945	7,033	1,39,652	83,127	1,10,036	93,237	1,23,650
Norway	45	697	1,204	1,237	..	701	8,542	11,532	12,929
Germany	1,601	2,064	3,946	2,031	3,245	33,240	33,120	1,54,331	1,05,133	1,53,035
Netherlands	1,320	763	1,037	917	736	35,651	21,721	41,320	34,479	32,229
Belgium	234	52	34	213	403	13,133	3,397	16,734	11,150	14,051
France	73	59	143	36	313	13,262	7,102	16,399	12,219	33,930
Italy (including Fiume)	343	1,237	657	104	630	12,777	15,747	22,261	9,036	22,207
Austria	725	333	2,443	5,102	3,796	11,334	13,077	27,123	50,393	42,111
Czechoslovakia	36	113	110	93	454	1,679	6,473	1,464	2,412	7,130
Jugoslavia (Kingdom of the Serbs, Croats and Slovenes)	33	127	2,945	9,000
China (exclusive of Hong- kong and Macao)	113	33	72	35	41	23,069	2,372	4,603	2,657	3,390
Japan	1,397	674	1,332	3,103	6,743	1,71,055	63,793	33,626	1,46,549	2,17,642
United States of America—										
Via Atlantic Coast	1,733	2,031	3,036	604	2,319	91,739	1,23,351	80,937	36,421	99,934
" Pacific "	933	3	7	7	42	22,012	1,623	361	700	1,932
Other Foreign Countries	133	47	214	317	463	7,115	2,565	11,105	5,946	7,627
TOTAL FOREIGN COUNTRIES	13,430	10,436	16,933	13,470	23,275	6,34,367	4,34,413	5,39,007	5,41,033	7,30,717

ARTICLES, AND COUNTRIES OF CONSIGNMENT; ALSO SHARE OF EACH PROVINCE	QUANTITY					VALUE				
	1930-31	1931-32	1932-33	1933-34	1934-35	1930-31	1931-32	1932-33	1933-34	1934-35
	B	B	B	B	B	B	B	B	B	B
Paper and Pasteboard—continued										
Paper—concluded										
Paper manufactures (III. M)—continued	Cwts.	Cwts.	Cwts.	Cwts.	Cwts.					
Share of Bengal	11,319	3,757	16,337	19,433	23,823	6,99,929	3,92,379	4,69,473	8,42,254	9,53,533
" Bombay	4,513	5,213	5,152	5,793	18,637	2,42,177	2,43,502	3,02,037	3,30,646	3,94,933
" Sind	321	1,131	1,325	1,076	1,221	69,318	79,077	69,979	59,324	64,979
" Madras	693	557	493	623	347	63,929	41,338	33,603	42,659	62,694
" Burma	3,638	3,053	3,446	3,715	3,553	2,47,773	2,94,267	2,39,639	1,99,123	1,36,366
TOTAL	21,047	18,711	24,628	30,538	46,786	12,32,219	9,37,301	10,90,158	12,95,412	17,62,901
Total Paper—	Cwts.	Cwts.	Cwts.	Cwts.	Cwts.					
United Kingdom (including Channel Islands)	815,208	797,890	941,480	979,528	1,208,065	65,80,447	71,93,980	75,23,909	82,05,045	88,73,131
Straits Settlements	611	966	549	523	664	17,181	21,524	20,291	12,367	15,945
Hongkong	3,092	2,394	2,433	2,201	2,306	91,599	47,446	53,919	52,011	41,970
Canada—										
Via Atlantic Coast	536	448	671	7,472	17,750	15,311	12,823	16,160	84,622	1,13,213
" Pacific "	58	4,847	9,392	1,497	36,803	71,506
Other British Possessions	45	100	23	72	38	2,736	2,408	2,456	2,262	1,412
TOTAL BRITISH EMPIRE	819,486	801,798	945,478	994,056	1,223,115	67,07,324	72,78,131	76,27,982	83,92,980	91,22,063
Finland	38,534	29,013	30,983	110,045	129,796	4,35,233	4,72,146	6,56,819	10,63,543	11,86,671
Estonia	9,434	2,334	2,463	7,150	4,323	1,22,493	26,740	24,551	30,709	43,842
Latvia	2,329	945	2,700	1,468	4,052	46,823	14,679	39,126	13,739	46,336
Sweden	171,400	177,761	273,869	247,116	230,199	29,30,523	26,96,033	27,79,952	30,37,308	32,47,219
Norway	301,733	173,093	212,631	5,40,997	292,293	42,33,017	25,07,916	29,34,032	37,79,706	39,86,211
Denmark	120	634	66	109	192	2,259	10,258	2,817	2,659	4,219
Poland (including Danzig)	85	185	1	108	626	1,045	2,923	26	5,236	6,798
Germany	121,692	121,731	121,570	93,362	121,542	23,23,146	22,56,021	22,09,234	15,87,690	20,77,220
Netherlands	73,335	69,053	60,034	62,030	44,166	14,10,224	11,65,179	9,12,441	8,53,341	6,46,223
Belgium	22,593	13,473	11,330	12,237	9,332	4,96,663	3,08,999	2,91,823	3,39,591	2,44,159
France	2,591	1,137	2,367	1,999	790	1,23,434	83,315	1,69,045	62,691	60,014
Spain	2	13	337	5	179	594	2,998	7,245	490	1,697
Switzerland	143	310	133	131	26	6,121	7,965	4,921	2,701	2,806
Italy (including Trieste)	21,298	24,534	12,534	11,171	11,669	3,09,199	2,41,233	3,72,236	2,20,947	2,25,447
Austria	191,131	269,263	203,065	209,227	178,004	27,95,543	25,12,968	23,25,499	24,96,690	20,16,331
Hungary	337	98	..	6	1	6,130	1,373	46	904	79
Czechoslovakia	20,470	21,013	30,346	27,720	76,832	3,37,491	2,13,123	4,35,075	3,43,199	9,33,637
Jugo-Slavia (Kingdom of the Serbs-Croats and Slovenes)	2,597	1,072	1	303	201	23,223	14,320	59	10,159	10,527
Java	41	..	2,593	15	2	997	1	10,208	1,444	155
China (exclusive of Hongkong and Macao)	2,332	2,436	2,355	3,011	3,334	37,256	67,514	74,218	67,343	80,144
Japan	2,663	6,212	17,760	24,353	11,359	2,23,520	2,16,942	4,47,713	5,69,046	3,68,951
United States of America—										
Via Atlantic Coast	177,191	173,519	125,736	94,306	97,162	12,44,151	11,02,543	8,02,199	5,51,719	6,09,303
" Pacific "	2,994	2,009	514	5,163	83	33,623	9,769	3,935	25,013	2,910
Other Foreign Countries	1,594	504	41	43	374	11,165	7,337	2,135	1,235	5,739
TOTAL FOREIGN COUNTRIES	1,165,833	1,113,357	1,274,533	1,351,906	1,237,519	1,72,73,138	1,51,45,576	1,73,02,430	1,51,53,333	1,43,21,244
Share of Bengal	592,631	339,744	613,445	629,349	742,733	79,93,933	69,40,943	69,94,113	71,03,379	72,04,997
" Bombay	596,303	393,514	694,327	711,232	738,799	37,24,237	33,43,773	34,64,911	35,15,231	35,54,543
" Sind	197,013	331,943	397,332	345,967	394 43	20,13,393	19,96,333	23,74,371	20,99,364	23,63,417
" Madras	351,983	363,413	393,980	433,133	46 339	46,92,313	37,51,013	33,36,493	33,09,393	36,07,919
" Burma	343,329	304,333	346,043	340,234	337,113	35,34,333	20,93,641	22,60,714	29,22,337	21,32,431
{ Protected	233,927	247,377	323,312	360,115	223,223	70,59,723	59,36,331	52,59,936	53,69,990	47,01,736
{ Not-protected	1,701,442	1,667,278	1,990,194	1,986,449	2,207,409	1,39,20,734	1,04,36,326	1,98,79,476	1,51,76,333	1,01,31,541
TOTAL	1,935,369	1,915,155	2,320,006	2,246,564	2,520,634	2,59,80,462	2,24,23,707	2,49,30,412	2,35,46,263	2,39,43,337

No. 10—continued

ARTICLES AND COUNTRIES OF CONSIGNMENT; ALSO SHARE OF EACH PROVINCE	QUANTITY					VALUE				
	1980-81	1981-82	1982-83	1983-84	1984-85	1980-81	1981-82	1982-83	1983-84	1984-85
	Cwts.	Cwts.	Cwts.	Cwts.	Cwts.	Rs.	Rs.	Rs.	Rs.	Rs.
Paper and Pasteboard—continued										
<i>Pasteboard, Millboard and Cardboard of all kinds— Strawboards (III. M)—</i>										
United Kingdom (including Channel Islands)	687	280	882	328	1,488	7,520	3,144	7,789	2,948	18,800
Other British Possessions	30	10	15	..	102	141	78	109	..	629
TOTAL BRITISH EMPIRE	717	290	897	328	1,650	7,661	3,222	7,898	2,948	14,429
Sweden	..	107	..	861	792	..	11,118	..
Germany	3,456	6,040	33,748	4,461	3,269	27,004	44,223	2,41,235	29,772	26,205
Netherlands	75,568	59,807	72,684	52,154	110,628	5,28,507	3,58,666	4,62,757	2,64,813	5,13,482
Belgium	2,409	1,561	1,943	800	370	17,324	3,913	13,364	3,066	1,744
Austria	54	1,285	774	6,604
Japan	155,440	129,121	190,031	135,455	146,093	3,71,299	7,54,034	11,11,292	6,38,303	6,51,058
Other Foreign Countries	615	532	551	176	909	3,987	3,199	4,521	1,763	4,948
TOTAL FOREIGN COUNTRIES	237,483	197,168	298,897	193,961	282,552	14,43,921	11,64,832	18,33,169	9,50,209	12,06,041
<i>Share of Bengal</i>	<i>54,438</i>	<i>44,736</i>	<i>80,647</i>	<i>63,711</i>	<i>33,133</i>	<i>3,33,940</i>	<i>2,36,427</i>	<i>5,07,958</i>	<i>3,57,168</i>	<i>4,26,411</i>
" Bombay	137,113	118,841	152,460	92,185	114,994	7,62,459	6,73,279	9,12,919	4,14,715	5,11,954
" Sind	19,513	11,315	14,534	3,599	17,308	79,796	31,577	78,231	37,126	30,434
" Madras	27,765	17,996	33,105	21,744	33,598	2,02,164	1,04,334	2,41,167	1,06,580	1,49,495
" Burma	4,323	3,770	12,643	3,050	11,316	23,823	31,687	1,00,794	37,568	52,126
TOTAL	238,200	197,458	299,794	194,289	284,302	14,56,282	11,88,054	18,41,067	9,53,157	12,29,470
Other kinds (III. M)—										
United Kingdom (including Channel Islands)	11,700	12,651	15,493	24,498	14,306	2,50,980	2,41,939	2,92,438	3,85,835	2,38,546
Other British Possessions	5	6	3	2	278	50	118	194	74	4,414
TOTAL BRITISH EMPIRE	11,705	12,657	15,496	24,700	14,584	2,50,980	2,42,057	2,92,632	3,85,909	2,42,960
Latvia	204	482	62	2,909	5,676	946
Finland	2,557	353	3,304	5,976	7,206	29,136	6,816	25,155	40,339	49,682
Sweden	4,651	9,707	28,841	26,986	27,999	67,395	1,39,060	3,70,432	2,90,270	3,14,299
Norway	2,542	3,886	11,228	19,847	18,906	49,634	65,931	1,36,300	2,08,460	1,57,756
Germany	23,874	25,334	31,610	25,223	34,206	3,84,924	4,08,326	5,23,256	3,74,331	4,64,965
Netherlands	4,139	3,502	3,226	1,153	2,708	65,455	49,231	29,301	19,993	32,459
Belgium	683	926	3,582	2,650	2,221	14,360	19,246	74,300	39,339	41,376
France	390	3	19	..	1	9,184	400	512	187	84
Italy (including Fiume)	247	1,133	3,424	39	1,163	3,008	12,755	15,536	724	12,843
Austria	11,789	6,013	5,346	4,378	13,071	1,42,320	75,527	61,747	41,691	1,00,477
Czechoslovakia	1,444	5,126	5,097	1,727	16,333	16,254	56,630	56,723	17,092	1,59,879
Japan	637	610	3,464	193	1,333	3,679	6,607	24,006	2,842	12,407
United States of America—										
Via Atlantic Coast	239	749	7	2	12	7,661	17,865	283	96	663
" Pacific "	239	..	43	6	10	2,720	..	504	70	23
Other Foreign Countries	23	107	133	137	355	380	1,544	2,656	1,958	3,911
TOTAL FOREIGN COUNTRIES	53,503	57,930	97,116	88,213	120,043	7,97,641	3,59,958	13,27,675	10,43,018	13,51,875
<i>Share of Bengal</i>	<i>26,016</i>	<i>24,463</i>	<i>46,674</i>	<i>51,315</i>	<i>53,940</i>	<i>3,26,638</i>	<i>3,65,694</i>	<i>6,61,311</i>	<i>6,27,998</i>	<i>6,23,096</i>
" Bombay	30,630	31,497	30,409	44,331	62,337	3,51,363	4,79,575	6,94,646	5,54,524	7,32,333
" Sind	4,319	2,858	7,257	4,726	7,356	65,034	53,019	1,23,116	63,979	34,747
" Madras	12,691	9,399	6,368	9,266	6,813	2,03,971	1,64,937	1,05,300	1,36,303	83,496
" Burma	1,553	1,921	1,708	3,335	4,161	31,670	33,790	30,934	46,133	61,103
TOTAL	65,208	70,637	112,614	112,913	134,627	10,48,571	11,02,015	16,20,307	14,28,927	15,94,635

ARTICLES, AND COUNTRIES OF CONSIGNMENT: ALSO SHARE OF EACH PROVINCE	QUANTITY					VALUE				
	1930-31	1931-32	1932-33	1933-34	1934-35	1930-31	1931-32	1932-33	1933-34	1934-35
Paper and Pasteboard—continued										
<i>Pasteboard, Millboard and Cardboard of all kinds— contd.</i>										
<i>Manufacture of Pasteboard, Millboard and Cardboard (III. M)—</i>	<i>Cwts.</i>	<i>Cwts.</i>	<i>Cwts.</i>	<i>Cwts.</i>	<i>Cwts.</i>					
United Kingdom (including Channel Islands)	2,088	2,277	2,862	6,666	7,326	94,819	1,25,419	1,54,468	2,70,127	2,25,521
Other British Possessions	4	22	..	57	108	457	484	77	2,245	5,628
TOTAL BRITISH EMPIRE	2,092	2,309	2,862	6,723	7,434	97,276	1,25,903	1,54,545	2,72,372	2,31,149
Sweden	327	..	1,170	44	4,173	6,521	..	14,222	982	48,411
Norway	22	327	490	514	..	14	4,814	7,027
Germany	644	675	1,151	984	1,092	23,003	40,006	22,201	26,260	22,401
Netherlands	224	492	74	50	11	9,163	21,756	8,120	810	1,458
Belgium	502	2,295	373	962	1,028	12,262	1,12,475	12,920	48,022	42,226
France	47	103	74	71	20	4,429	9,156	7,270	4,676	1,272
Switzerland	48	73	40	..	16	5,266	2,225	1,245	5	225
Austria	651	44	47	..	714	7,057	1,340	841	5	6,069
Czechoslovakia	42	129	85	140	1,625	524	1,705	900	1,824	17,406
Japan	63	7	200	525	448	4,258	629	9,041	19,499	12,226
United States of America—										
Via Atlantic Coast	152	42	22	7	19	7,272	2,702	1,250	442	1,522
" Pacific "	57	22	3	..	21	2,729	1,025	694	10	1,109
Other Foreign Countries	192	117	24	42	142	2,277	5,252	2,129	2,205	1,954
TOTAL FOREIGN COUNTRIES	2,971	4,129	2,272	2,112	10,691	91,722	2,04,427	98,272	1,02,222	1,92,127
<i>Share of Bengal</i>	<i>1,751</i>	<i>622</i>	<i>2,969</i>	<i>2,214</i>	<i>6,224</i>	<i>29,122</i>	<i>21,947</i>	<i>72,177</i>	<i>1,12,607</i>	<i>1,20,244</i>
" Bombay	993	202	1,422	1,219	1,722	47,049	42,242	44,422	22,222	22,222
" Sind	199	222	222	242	149	12,212	14,272	12,222	12,272	2,211
" Madras	1,222	2,221	2,222	4,112	2,122	62,212	2,22,222	22,222	1,22,212	2,79,222
" Burma	421	422	407	249	221	22,212	22,222	22,222	12,212	21,222
TOTAL	5,062	7,422	7,122	9,240	12,122	1,29,014	2,20,220	2,22,222	2,90,220	2,22,409
Total Pasteboard, Millboard and Cardboard of all kinds (III. M)—	Cwts.	Cwts.	Cwts.	Cwts.	Cwts.					
United Kingdom (including Channel Islands)	14,475	16,208	20,227	21,691	22,120	2,22,219	2,70,202	4,24,715	6,67,910	6,77,930
Other British Possessions	22	42	12	69	242	42	620	220	2,222	10,721
TOTAL BRITISH EMPIRE	14,514	16,250	20,222	21,750	22,362	2,22,261	2,70,822	4,24,935	6,70,132	6,88,651
Finland	2,742	222	2,294	5,970	7,220	20,222	6,210	22,122	40,220	40,722
Latvia	204	422	62	2,209	2,272	240
Sweden	4,972	9,214	20,011	27,000	22,022	22,227	1,29,272	2,24,764	2,02,270	2,02,710
Norway	2,224	2,222	11,222	20,219	24,442	20,142	66,221	1,29,222	2,14,211	1,62,272
Germany	27,974	22,007	66,209	20,212	29,427	4,29,221	4,22,224	2,02,722	4,20,222	2,21,271
Netherlands	79,222	62,201	74,224	22,227	112,242	6,02,122	4,24,222	4,02,272	2,22,210	2,47,229
Belgium	2,224	4,222	5,902	2,212	2,229	42,222	1,46,229	1,07,124	29,027	21,470
France	427	112	92	71	441	12,212	9,222	7,222	4,212	2,227
Switzerland	49	122	172	1	16	2,206	2,220	2,001	22	222
Italy (including Fiume)	249	1,122	1,421	49	1,229	2,120	12,222	16,117	1,222	12,724
Austria	12,440	6,022	5,922	4,422	14,070	1,49,277	76,267	62,222	42,470	1,12,140
Czechoslovakia	1,422	2,217	2,122	1,267	12,116	12,722	22,270	27,222	12,222	1,72,229
China (exclusive of Hongkong and Macao)	612	122	222	62	221	4,104	4,042	2,227	2,227	1,274
Japan	129,140	129,722	102,222	129,122	142,274	2,79,222	7,21,267	11,44,229	6,60,244	622,220
United States of America—										
Via Atlantic Coast	441	1,042	29	9	42	14,222	21,262	1,244	229	2,422
" Pacific "	296	22	21	6	41	2,209	1,022	1,102	20	1,122
Other Foreign Countries	24	120	1	140	410	622	222	122	2,122	4,222
TOTAL FOREIGN COUNTRIES	229,227	229,227	229,222	222,222	229,222	22,22,200	22,22,217	22,22,117	21,01,422	27,20,222

No. 10—continued

ARTICLES AND COUNTRIES OF CONSIGNMENT; ALSO SHARE OF EACH PROVINCE	QUANTITY					VALUE				
	1930-31	1931-32	1932-33	1933-34	1934-35	1930-31	1931-32	1932-33	1933-34	1934-35
	Cwts.	Cwts.	Cwts.	Cwts.	Cwts.	Rs.	Rs.	Rs.	Rs.	Rs.
Paper and Pasteboard—concluded										
Total Pasteboard, millboard, and cardboard of all kinds (III. B)—continued										
Share of Bengal	82,252	68,834	129,990	118,440	148,362	8,13,310	6,84,038	12,47,444	11,00,773	11,80,351
" Bombay	158,706	161,040	205,291	138,865	179,104	11,60,857	11,98,309	16,52,003	10,51,928	13,27,339
" Sind	17,031	14,896	22,045	13,571	24,713	1,59,442	1,29,571	2,21,669	1,19,168	1,74,142
" Madras	44,145	33,116	47,056	35,112	48,577	4,69,753	4,94,815	4,40,971	4,06,596	5,22,199
" Burma	6,337	7,157	51,181	11,034	16,198	85,005	93,446	1,52,125	84,219	1,34,233
TOTAL	308,471	275,543	419,543	317,042	416,954	26,98,897	26,00,899	37,14,212	27,72,684	33,36,714
Total Paper and Paste- board—	Cwts.	Cwts.	Cwts.	Cwts.	Cwts.					
United Kingdom (including Channel Islands)	829,677	814,098	961,717	1,011,229	1,226,185	89,35,666	75,54,432	79,83,324	88,72,955	94,51,051
Straits Settlements	641	976	567	577	716	17,371	21,619	20,594	15,181	19,349
Hongkong	3,092	2,594	2,433	2,201	2,271	91,651	47,446	58,919	52,035	44,371
Canada—										
Via Atlantic Coast	541	448	871	7,472	17,912	15,361	12,823	16,160	84,622	1,10,046
" Pacific "	4	..	58	4,847	9,892	813	..	1,497	36,603	71,506
Other British Possessions	45	138	82	82	807	2,829	2,903	2,533	2,766	5,411
TOTAL BRITISH EMPIRE	834,000	818,664	965,723	1,026,408	1,256,783	90,63,191	76,49,813	80,83,027	90,64,162	97,10,744
U. S. S. R.—										
Northern	222	396	24	42	280	2,605	5,414	715	386	2,879
Southern	38	180	525	1,131
Finland	39,277	39,841	64,376	116,021	137,022	5,16,116	4,79,962	9,31,974	11,03,881	12,36,397
Estonia	9,434	2,334	2,463	7,285	4,482	1,22,429	26,740	24,551	92,515	52,542
Latvia	3,289	945	2,994	1,950	4,144	46,823	14,879	42,045	24,465	47,832
Sweden	176,468	187,575	303,389	275,016	322,201	29,94,250	28,35,955	41,61,716	33,55,176	36,09,929
Norway	304,352	182,079	323,394	261,816	306,739	42,88,165	25,74,547	40,73,867	39,94,217	31,51,488
Denmark	120	754	66	119	192	2,266	11,174	2,820	2,727	4,250
Poland (including Danzig)	85	185	1	198	776	1,045	2,923	28	5,386	7,744
Germany	149,666	166,378	188,079	124,480	170,979	27,67,777	27,48,575	30,12,026	20,18,053	26,08,791
Netherlands	133,291	132,859	135,018	116,437	157,509	20,13,349	15,89,832	14,08,119	11,33,957	11,93,627
Belgium	26,187	18,360	17,233	16,069	13,461	5,42,204	4,50,538	3,99,007	4,27,678	3,35,620
France	3,023	1,249	2,460	1,170	1,231	1,36,047	92,871	1,76,927	67,504	63,271
Spain	3	18	333	5	178	564	4,027	7,347	499	1,687
Switzerland	192	363	311	132	42	11,436	11,535	8,832	3,724	2,741
Italy (including Fiume)	21,457	25,692	19,965	11,220	12,998	3,12,349	3,54,910	3,88,343	2,22,332	2,49,241
Austria	203,621	265,320	213,953	213,659	192,074	29,44,920	35,89,835	23,68,087	25,39,070	21,29,521
Hungary	337	98	..	9	1	6,180	1,373	46	1,038	79
Czechoslovakia	21,956	26,365	35,523	29,537	94,998	3,56,279	3,77,101	4,92,714	3,62,116	11,12,046
Yugo-Slavia (Kingdom of the Serbs, Croats and Slo- venes)	2,597	1,072	1	368	201	28,238	14,820	59	10,159	10,327
Java	41	..	2,503	15	3	987	1	10,208	1,444	169
China (exclusive of Hongkong and Macao)	2,993	2,608	3,387	3,976	3,655	91,360	72,156	79,745	70,475	81,718
Japan	159,892	135,950	211,445	160,541	160,233	11,03,056	9,78,209	15,92,057	12,29,690	10,51,241
United States of America—										
Via Atlantic Coast	177,632	179,564	125,815	94,314	97,205	12,59,107	11,24,205	8,03,743	5,52,258	6,11,784
" Pacific "	3,290	2,031	555	5,169	129	39,137	10,783	5,133	25,003	4,036
Other Foreign Countries	303	108	7	9	14	7,874	2,423	1,490	1,074	1,729
TOTAL FOREIGN COUNTRIES	1,459,840	1,372,644	1,678,821	1,637,198	1,680,805	1,96,11,138	1,73,74,793	2,05,61,507	1,72,54,310	1,75,71,207
Share of Bengal	674,323	608,578	723,435	745,339	891,147	33,22,763	27,35,011	31,51,557	32,09,143	33,26,343
" Bombay	755,009	749,554	399,618	350,137	317,903	23,85,114	25,41,173	1,10,66,914	25,07,129	28,31,333
" Sind	214,049	239,339	239,277	253,823	329,081	21,75,250	21,16,005	25,95,949	22,09,422	25,07,569
" Madras	395,233	336,524	446,016	453,364	519,166	51,61,965	48,45,830	44,37,374	42,16,722	45,99,523
" Burma	254,088	211,693	261,203	251,233	233,311	26,39,337	29,96,067	24,22,339	21,17,056	22,59,734
TOTAL	2,293,840	2,190,698	2,639,549	2,563,606	2,937,588	2,86,74,329	2,50,24,106	2,83,44,624	2,68,18,972	2,72,82,041

ARTICLES AND COUNTRIES OF CONSIGNMENT; ALSO SHARE OF EACH PROVINCE	QUANTITY					VALUE				
	1930-31	1931-32	1932-33	1933-34	1934-35	1930-31	1931-32	1932-33	1933-34	1934-35
						Rs	Rs	Rs	Rs	Rs
Paper making materials—										
Pulp of Wood (II. I)—	Cwts.	Cwts.	Cwts.	Cwts.	Cwts.					
United Kingdom (including Channel Islands)	9,112	83,441	15,130	892	3,062	96,981	2,46,658	1,21,108	9,291	19,222
Canada—										
<i>Via Atlantic Coast</i>	1,150	1,082	11,941	11,941
<i>Pacific</i>	..	14,033	..	3,060	2,047	..	92,281	..	23,202	16,340
TOTAL BRITISH EMPIRE	9,112	48,474	15,130	5,102	6,141	96,981	2,38,939	1,21,108	44,234	44,234
Poland (including Danzig)	1,065	1,045	8,240	6,251	..
Finland	55,164	33,533	10,399	6,061	23,367	4,99,187	2,29,628	81,499	59,152	1,23,207
Lithuania	3,869	23,309	..
Sweden	171,158	120,529	106,902	163,530	183,508	15,28,114	10,29,454	7,79,446	10,67,523	9,37,321
Norway	174,616	100,796	107,179	158,098	117,477	16,94,118	8,75,711	7,12,871	10,19,962	7,87,001
Germany	20,807	45,976	1,322	10,550	6,987	2,76,340	2,42,322	8,955	73,543	47,121
Netherlands	1,000	20	2,265	10,279	567	17,021
Belgium	25	6	..	1,534	209	216	46	..	10,236	2,671
Czechoslovakia	..	1,658	922	..	122	..	14,278	7,165	..	1,221
Portugal (including Azores and Madeira)	..	1,000	7,910
Italy (including Fiume)	95	..	206	920	..	1,221
Austria	4,149	45,954	9,705	25,132	4,00,145	78,338
Japan	1,513	..	7,127	12,636	..	48,928
United States of America—										
<i>Via Atlantic Coast</i>	4,460	12,026	52,973	19,165	54,426	23,480	90,267	2,57,264	1,23,684	2,35,541
<i>Pacific</i>	2,312	26,704	..	29,458	35,420	21,036	1,68,875	..	2,63,487	2,27,001
TOTAL FOREIGN COUNTRIES	445,204	391,197	297,689	401,251	393,982	41,06,588	32,58,496	20,86,726	26,63,894	25,71,001
Share of Bengal	432,597	404,926	323,181	325,693	353,172	39,87,912	32,79,357	19,75,372	24,65,465	23,71,441
<i>Bombay</i>	19,403	36,716	29,123	29,927	31,220	1,29,996	2,17,094	2,25,146	2,29,179	2,29,200
<i>Madras</i>	2,318	979	516	1,633	631	24,759	2,599	6,310	12,864	5,221
TOTAL	454,316	442,691	312,819	406,353	390,123	42,02,407	35,97,480	22,07,822	27,08,528	26,13,262
Resins and other materials (II. I)—										
United Kingdom (including Channel Islands)	Cwts.	Cwts.	Cwts.	Cwts.	Cwts.					
	91	22	30	35	200	2,758	1,081	1,050	1,208	9,111
TOTAL FOREIGN COUNTRIES	18	18	481	20
Share of Bengal	71	22	30	35	200	2,164	1,081	1,050	1,208	8,791
<i>Bombay</i>	33	18	1,076	20
TOTAL	109	22	30	35	218	4,289	1,081	1,050	1,208	10,001
Total Paper making materials—										
BRITISH EMPIRE	Cwts.	Cwts.	Cwts.	Cwts.	Cwts.					
	9,203	48,516	15,160	5,137	6,341	1,00,689	2,40,045	1,22,158	45,842	54,541
FOREIGN COUNTRIES	445,223	391,197	297,639	401,251	381,000	41,06,017	32,58,496	20,86,726	26,63,894	25,71,001
TOTAL	454,426	442,713	312,849	406,388	387,341	42,06,706	35,98,541	22,08,879	27,09,736	26,24,542
Paraffin wax (III. U)—										
United Kingdom (including Channel Islands)	Tons	Tons	Tons	Tons	Tons					
	78	2	7	15	12	40,164	2,421	7,538	10,845	10,001
Straits Settlements	..	12	19	14	9	52	6,227	8,315	5,270	8,001
Canada—										
<i>via Atlantic Coast</i>	17	5,001
Commonwealth of Australia	10	6,985
Other British Possessions	3	9	2	..
TOTAL BRITISH EMPIRE	88	14	26	29	41	47,201	8,648	15,912	16,217	20,001

No. 10—continued

ARTICLES, AND COUNTRIES OF CONSIGNMENT; ALSO SHARE OF EACH PROVINCE	QUANTITY					VALUE				
	1930-31	1931-32	1932-33	1933-34	1934-35	1930-31	1931-32	1932-33	1933-34	1934-35
	Tons	Tons	Tons	Tons	Tons	₹	₹	₹	₹	₹
Paraffin wax (III. U)—continued										
U. S. S. R.—										
Northern	15	5,141
Germany	20	15	1	8	3	8,225	5,320	599	4,023	1,350
Czechoslovakia	20	5,127
Sumatra	9	53	66	80	..	2,262	10,116	11,215	16,278
Java	1	1	..	36	..	489	319	..	5,268
Egypt	25	6,487
United States of America—										
Vid Atlantic Coast	1,552	482	102	209	90	3,12,654	1,04,392	29,441	61,139	27,767
Other Foreign Countries	8	10	6	..	2	2,508	4,806	2,461	205	485
TOTAL FOREIGN COUNTRIES	1,600	517	169	233	258	3,28,519	1,17,365	42,956	77,482	62,706
<i>Share of Bengal</i>	483	136	..	65	79	1,04,302	27,020	..	19,553	26,202
" Bombay	471	269	102	113	43	1,22,263	62,452	29,677	31,746	13,087
" Sind	84	..	1	7	38	10,645	498	188	4,362	5,600
" Madras	292	46	2	43	69	51,305	11,183	362	14,348	19,608
" Burma	371	39	54	54	65	37,205	24,860	28,641	23,690	18,728
TOTAL	1,638	531	189	312	204	3,75,720	1,26,013	58,868	93,699	88,125
Perfumery (not being perfumed spirits) (III. U)—										
United Kingdom (including Channel Islands)	—	—	—	—	—	19,697	14,308	25,068	15,201	6,071
Aden and Dependencies	—	—	—	—	—	10,750	3,092	3,174	6,510	7,934
Straits Settlements	—	—	—	—	—	31,323	64,552	69,876	49,310	39,309
Hongkong	—	—	—	—	—	37,990	27,016	23,637	40,463	26,383
Other British Possessions	—	—	—	—	—	1,905	2,584	1,497	5,639	3,934
TOTAL BRITISH EMPIRE	—	—	—	—	—	1,51,670	1,11,554	1,23,242	1,17,173	83,631
Germany	—	—	—	—	—	32,008	33,309	40,697	12,983	4,072
Netherlands	—	—	—	—	—	50,577	37,371	49,101	33,269	2,613
France	—	—	—	—	—	11,155	19,594	29,476	12,034	858
Switzerland	—	—	—	—	—	7,118	5,174	10,884	5,028	597
Iran	—	—	—	—	—	73,061	1,02,660	1,13,310	73,539	80,938
China (exclusive of Hongkong and Macao)	—	—	—	—	—	7,979	2,180	6,577	8,524	17,714
Japan	—	—	—	—	—	4,149	196	1,281	6,566	5,126
Other Foreign Countries	—	—	—	—	—	3,553	4,474	4,057	3,837	5,612
TOTAL FOREIGN COUNTRIES	—	—	—	—	—	1,89,600	2,03,958	2,65,473	1,55,780	1,17,524
<i>Share of Bengal</i>	—	—	—	—	—	61,330	37,371	53,119	51,629	38,590
" Bombay	—	—	—	—	—	75,194	1,16,994	1,14,440	76,534	31,671
" Sind	—	—	—	—	—	1,05,179	38,044	1,32,764	69,910	28,163
" Madras	—	—	—	—	—	44,367	35,090	53,440	42,746	18,618
" Burma	—	—	—	—	—	85,160	34,113	34,398	32,135	34,114
TOTAL	—	—	—	—	—	3,41,270	3,21,512	3,78,715	2,72,953	2,01,155
Pitch and Tar—										
Coal-tar and Pitch (III. U)—										
United Kingdom (including Channel Islands)	19,750	33,345	28,682	26,059	35,155	1,22,365	1,66,364	1,39,314	1,20,219	1,43,331
Other British Possessions	226	25	243	979	226	1,627	183	790	3,688	131
TOTAL BRITISH EMPIRE	19,976	33,370	28,925	27,038	35,381	1,24,012	1,66,547	1,40,104	1,23,907	1,44,213
Japan	21,326	15,601	53,904	1,23,731	62,755	31,191	36,594	2,33,749	3,16,101	1,51,848
Other Foreign Countries	181	1,286	240	936	2,073	2,039	11,788	1,842	7,798	13,141
TOTAL FOREIGN COUNTRIES	22,007	26,887	54,144	128,667	64,828	33,230	48,382	2,35,591	3,23,899	1,64,989

ARTICLES, AND COUNTRIES OF CONSIGNMENT; ALSO SHARE OF EACH PROVINCE	QUANTITY					VALUE				
	1930-31	1931-32	1932-33	1933-34	1934-35	1930-31	1931-32	1932-33	1933-34	1934-35
						₹	₹	₹	₹	₹
Pitch and Tar—continued										
<i>Coal tar and Pitch (III U.)—continued</i>	<i>Cwts.</i>	<i>Cwts.</i>	<i>Cwts.</i>	<i>Cwts.</i>	<i>Cwts.</i>					
Share of Bengal	1,296	1,349	13,808	23,223	29,511	12,622	21,378	1,14,056	2,24,266	1,10,146
" Bombay	22,211	32,256	29,632	35,206	22,036	1,18,711	1,43,472	1,31,170	99,392	67,421
" Sind	867	7,247	16,739	6,311	15,096	4,768	22,432	69,397	24,734	57,911
" Madras	4,095	2,373	3,316	10,713	6,274	22,053	12,070	15,127	40,318	19,210
" Burma	7,524	10,177	10,450	14,649	11,292	59,091	53,272	45,946	57,922	54,713
TOTAL	41,983	60,207	113,019	150,705	1,00,209	2,07,242	2,04,929	2,75,606	4,47,751	2,09,201
Stockholm tar and Pitch (III, U.)—	<i>Cwts.</i>	<i>Cwts.</i>	<i>Cwts.</i>	<i>Cwts.</i>	<i>Cwts.</i>					
United Kingdom (including Channel Islands)	1,244	2,070	2,547	2,317	2,720	26,752	29,932	25,697	41,243	21,227
Other British Possessions	2	..	19	..	1	56	..	254	9	17
TOTAL BRITISH EMPIRE	1,246	2,070	2,566	2,317	2,721	26,808	29,932	25,951	41,252	21,244
Sweden	690	917	943	1,409	1,208	11,632	8,761	9,722	16,526	16,979
Other Foreign Countries	429	127	67	..	66	4,292	1,224	900	..	264
TOTAL FOREIGN COUNTRIES	1,219	1,044	1,010	1,409	1,274	15,924	10,045	10,622	16,526	17,243
<i>Share of Bengal</i>	<i>1,047</i>	<i>695</i>	<i>1,289</i>	<i>2,114</i>	<i>2,119</i>	<i>17,272</i>	<i>8,922</i>	<i>20,254</i>	<i>29,679</i>	<i>22,244</i>
" Bombay	1,239	1,622	1,952	1,520	1,729	17,742	12,321	12,224	16,412	15,226
" Sind	8	..	400	26	5	77	..	122	120	42
" Madras	8	..	54	222	10	120	..	676	1,421	101
" Burma	558	827	627	794	749	7,212	12,522	8,727	10,126	9,222
TOTAL	2,165	2,114	2,576	4,726	4,600	42,722	29,977	46,580	57,878	49,516
Total Pitch and Tar—	<i>Cwts.</i>	<i>Cwts.</i>	<i>Cwts.</i>	<i>Cwts.</i>	<i>Cwts.</i>					
United Kingdom (including Channel Islands)	21,594	25,415	31,179	29,276	27,825	1,49,127	1,90,296	1,75,011	1,61,562	1,75,298
Other British Possessions	223	25	262	979	227	1,622	122	1,044	2,642	242
TOTAL BRITISH EMPIRE	21,817	25,440	31,441	30,255	28,052	1,50,749	1,90,418	1,76,055	1,64,204	1,75,540
Sweden	890	922	969	1,402	1,241	11,622	8,299	10,122	16,694	17,212
Japan	21,226	25,601	23,904	122,721	62,755	61,191	26,594	2,22,749	2,16,101	1,51,242
United States of America—										
Via Atlantic Coast	12	620	26	26	462	209	5,471	..	675	4,226
Other Foreign Countries	592	662	221	276	1,222	6,122	7,422	2,222	6,922	2,722
TOTAL FOREIGN COUNTRIES	23,226	27,221	24,124	122,721	62,755	69,125	1,08,227	2,46,229	2,46,229	1,82,229
<i>Share of Bengal</i>	<i>2,243</i>	<i>2,444</i>	<i>45,122</i>	<i>25,440</i>	<i>41,220</i>	<i>21,200</i>	<i>20,224</i>	<i>1,24,709</i>	<i>2,24,222</i>	<i>1,22,222</i>
" Bombay	22,720	32,222	40,222	26,722	22,722	1,22,422	1,22,222	1,47,224	1,16,222	22,222
" Sind	222	7,247	17,222	222	15,222	4,222	22,422	69,222	24,224	57,222
" Madras	4,222	2,222	2,222	11,222	2,222	22,222	12,222	15,222	42,222	19,222
" Burma	2,222	11,222	10,222	15,222	12,222	27,222	22,222	24,222	22,222	22,222
TOTAL	25,122	32,221	112,222	152,221	1,02,220	2,42,222	2,02,222	4,22,224	5,02,222	2,52,222
Plants living, including Bulbs and Seed for sowing (II, B)—										
United Kingdom (including Channel Islands)	21,224	22,222	25,247	75,222	1,00,702
Ceylon (excluding Maldives)	9,400	2,412	1,227	5,026	2,042
Straits Settlements	6,521	2,722	4,792	5,501	1,219
Commonwealth of Australia	9,127	6,221	2,279	2,061	4,172
Other British Possessions	4,222	1,222	240	2,227	220
TOTAL BRITISH EMPIRE	21,221	26,222	25,247	90,702	1,09,722

No. 10—continued

ARTICLES, AND COUNTRIES OF CONSIGNMENT; ALSO SHARE OF EACH PROVINCE	QUANTITY					VALUE				
	1930-31	1931-32	1932-33	1933-34	1934-35	1930-31	1931-32	1932-33	1933-34	1934-35
Plants, living, including Bulbs and Seed for sowing (II. B)—continued						R	R	R	R	R
Germany	—	—	—	—	—	18,237	14,191	19,746	22,325	22,788
Netherlands	—	—	—	—	—	7,234	9,285	8,586	9,892	10,308
France	—	—	—	—	—	11,188	9,882	18,389	11,091	15,338
China (exclusive of Hongkong and Macao)	—	—	—	—	—	8,881	6,929	8,080	8,961	5,662
United States of America—										
Via Atlantic Coast	—	—	—	—	—	41,758	38,519	45,942	22,231	32,662
" Pacific "	—	—	—	—	—	2,163	10,413	5,008	5,908	2,966
Other Foreign Countries	—	—	—	—	—	12,931	14,966	8,318	11,768	13,688
TOTAL FOREIGN COUNTRIES	—	—	—	—	—	97,332	1,04,175	1,13,019	92,182	1,03,482
Share of Bengal	—	—	—	—	—	50,585	17,948	26,424	74,419	1,00,512
" Bombay	—	—	—	—	—	73,852	85,534	82,190	70,376	85,951
" Sind	—	—	—	—	—	10,575	7,774	5,299	13,390	13,971
" Madras	—	—	—	—	—	18,328	8,919	3,411	4,958	6,377
" Burma	—	—	—	—	—	26,513	30,818	21,109	19,348	7,354
TOTAL	—	—	—	—	—	1,78,753	1,40,976	1,48,426	1,82,890	2,13,165
Polishes—										
Polishes and compositions for application to leather (III. U)—										
United Kingdom (including Channel Islands)	—	—	—	—	—	12,51,194	11,83,243	11,70,331	11,71,100	12,33,507
Other British Possessions	—	—	—	—	—	804	406	2,051	432	197
TOTAL BRITISH EMPIRE	—	—	—	—	—	12,51,998	11,83,649	11,72,382	11,71,672	12,33,704
Germany	—	—	—	—	—	8,038	7,126	4,954	2,241	2,891
Netherlands	—	—	—	—	—	1,661	5,549	441
France	—	—	—	—	—	15	292	28	5,263	5
United States of America—										
Via Atlantic Coast	—	—	—	—	—	39,148	21,833	26,298	27,796	14,676
" Pacific "	—	—	—	—	—	..	71
Other Foreign Countries	—	—	—	—	—	367	1,630	329	2,418	2,418
TOTAL FOREIGN COUNTRIES	—	—	—	—	—	49,329	30,952	31,609	43,267	20,028
Share of Bengal	—	—	—	—	—	3,31,561	3,34,997	3,16,336	3,08,203	2,84,193
" Bombay	—	—	—	—	—	3,99,732	3,93,811	3,72,690	3,97,997	4,03,743
" Sind	—	—	—	—	—	3,49,943	3,64,324	3,36,781	3,66,616	4,42,414
" Madras	—	—	—	—	—	1,53,485	85,839	68,266	73,662	67,535
" Burma	—	—	—	—	—	66,316	55,530	61,869	69,426	50,772
TOTAL	—	—	—	—	—	13,01,227	12,14,601	12,03,991	12,14,939	12,53,712
Polishes and compositions for application to metals (III. U)—										
United Kingdom (including Channel Islands)	—	—	—	—	—	4,02,691	4,17,243	3,84,888	3,96,488	4,11,456
Other British Possessions	—	—	—	—	—	784	141	116	1,144	117
TOTAL BRITISH EMPIRE	—	—	—	—	—	4,03,475	4,17,384	3,85,004	3,97,632	4,11,573

ARTICLES, AND COUNTRIES OF CONSIGNMENT; ALSO SHARE OF EACH PROVINCE	QUANTITY					VALUE				
	1930-31	1931-32	1932-33	1933-34	1934-35	1930-31	1931-32	1932-33	1933-34	1934-35
						B	B	B	B	B
Polishes—continued										
<i>Polishes and compositions for application to metals (III. U)—continued</i>										
Germany	—	—	—	—	—	7,332	7,617	6,810	5,178	7,404
United States of America—										
<i>Via Atlantic Coast</i>	—	—	—	—	—	80,527	23,577	15,641	20,541	16,904
<i>" Pacific "</i>	—	—	—	—	—	848	8	10	9	7
Other Foreign Countries	—	—	—	—	—	814	398	1,070	3,800	4,483
TOTAL FOREIGN COUNTRIES	—	—	—	—	—	45,521	31,595	23,540	28,523	28,916
Share of Bengal										
<i>Bombay</i>	—	—	—	—	—	1,32,720	1,54,056	99,543	1,18,892	1,17,306
<i>Sind</i>	—	—	—	—	—	1,21,323	1,31,905	1,54,318	1,77,893	1,78,116
<i>Madras</i>	—	—	—	—	—	37,394	89,602	31,373	76,346	78,297
<i>Burma</i>	—	—	—	—	—	41,169	41,484	41,927	33,058	41,351
<i>Burma</i>	—	—	—	—	—	21,347	35,523	32,328	29,594	34,390
TOTAL	—	—	—	—	—	4,48,040	4,48,970	4,08,544	4,36,160	4,24,591
Wood Polish (III. U)—										
United Kingdom (including Channel Islands)	—	—	—	—	—	57,256	46,416	37,807	98,704	68,867
Commonwealth of Australia	—	—	—	—	—	9,366
Other British Possessions	—	—	—	—	—	208	6
TOTAL BRITISH EMPIRE	—	—	—	—	—	66,827	46,416	37,807	98,704	68,873
United States of America—										
<i>Via Atlantic Coast</i>	—	—	—	—	—	15,202	2,545	3,108	12,436	19,718
<i>" Pacific "</i>	—	—	—	—	—	2	69
Other Foreign Countries	—	—	—	—	—	881	1,144	968	806	1,173
TOTAL FOREIGN COUNTRIES	—	—	—	—	—	16,083	3,689	4,076	13,244	20,960
Share of Bengal										
<i>Bombay</i>	—	—	—	—	—	3,303	14,768	3,439	36,346	2,376
<i>Sind</i>	—	—	—	—	—	41,543	31,266	39,413	52,533	63,346
<i>Madras</i>	—	—	—	—	—	7,529	5,637	5,713	3,303	3,633
<i>Burma</i>	—	—	—	—	—	20,113	7,719	7,713	13,001	10,601
<i>Burma</i>	—	—	—	—	—	1,917	722	1,236	1,061	8,473
TOTAL	—	—	—	—	—	82,910	60,103	46,978	1,11,948	89,633
Other sorts (III. U)—										
United Kingdom (including Channel Islands)	—	—	—	—	—	2,47,317	1,68,495	2,36,076	2,61,726	4,20,653
Commonwealth of Australia	—	—	—	—	—	9,492	147	2,088	1,177	60
Other British Possessions	—	—	—	—	—	912	108	545	3,946	1,968
TOTAL BRITISH EMPIRE	—	—	—	—	—	2,57,721	1,68,750	2,39,804	2,66,849	4,22,681
Germany										
United States of America—										
<i>Via Atlantic Coast</i>	—	—	—	—	—	8,800	2,079	5,111	5,605	9,431
<i>" Pacific "</i>	—	—	—	—	—	61,806	30,015	60,732	60,955	62,336
Other Foreign Countries	—	—	—	—	—	679	611	1,374	567	5,704
<i>Other Foreign Countries</i>	—	—	—	—	—	1,975	1,416	4,414	5,563	3,654
TOTAL FOREIGN COUNTRIES	—	—	—	—	—	63,260	34,121	71,631	72,690	81,125

No. 10—continued

ARTICLES AND COUNTRIES OF CONSIGNMENT; ALSO SHARE OF EACH PROVINCE	QUANTITY					VALUE				
	1930-31	1931-32	1932-33	1933-34	1934-35	1930-31	1931-32	1932-33	1933-34	1934-35
						R	R	R	R	R
Pollaxes—concluded										
Other sorts (III. U)—contd.										
Share of Bengal	—	—	—	—	—	1,73,424	1,16,768	1,99,300	2,78,146	3,10,629
“ Bombay	—	—	—	—	—	60,767	27,486	62,082	85,318	68,910
“ Sind	—	—	—	—	—	66,408	19,659	11,602	10,900	32,463
“ Madras	—	—	—	—	—	18,243	11,983	22,361	26,318	66,918
“ Burma	—	—	—	—	—	27,143	26,946	26,623	28,867	26,086
TOTAL	—	—	—	—	—	3,25,990	2,02,871	3,10,986	4,39,539	5,04,005
Total value of Pollaxes—										
United Kingdom (including Channel Islands)	—	—	—	—	—	19,58,458	18,15,897	18,29,702	20,28,108	21,34,782
Commonwealth of Australia	—	—	—	—	—	19,858	655	2,909	1,636	246
Other British Possessions	—	—	—	—	—	2,655	147	1,886	5,118	2,082
TOTAL BRITISH EMPIRE	—	—	—	—	—	19,79,971	18,16,199	18,34,497	20,34,857	21,37,110
Germany	—	—	—	—	—	20,054	17,902	17,881	13,772	20,428
Netherlands	—	—	—	—	—	2,407	408	1,000	6,429	151
France	—	—	—	—	—	647	458	1,691	5,340	175
Japan	—	—	—	—	—	157	554	553	8,077	7,769
United States of America—										
Via Atlantic Coast	—	—	—	—	—	1,52,688	77,970	1,10,869	1,30,728	1,11,724
“ Pacific	—	—	—	—	—	1,527	685	1,384	578	5,780
Other Foreign Countries	—	—	—	—	—	1,627	2,380	3,618	2,805	3,064
TOTAL FOREIGN COUNTRIES	—	—	—	—	—	1,79,102	1,00,357	1,35,946	1,67,729	1,49,081
Share of Bengal	—	—	—	—	—	6,96,508	6,10,613	6,18,717	7,41,592	7,14,504
“ Bombay	—	—	—	—	—	6,16,314	5,74,467	6,08,504	7,18,766	7,24,112
“ Sind	—	—	—	—	—	4,96,274	4,65,622	4,34,376	4,67,224	5,55,223
“ Madras	—	—	—	—	—	2,33,020	1,47,083	1,37,372	1,66,126	1,86,973
“ Burma	—	—	—	—	—	1,16,967	1,18,771	1,20,974	1,28,543	1,66,331
TOTAL	—	—	—	—	—	21,59,073	19,16,556	19,70,443	22,02,586	22,86,141
Freeious stones and pearls, unset—										
Diamonds* (II. B)—										
United Kingdom (including Channel Islands)	—	—	—	—	—	1,13,415	1,47,724	80,352	51,174	1,37,655
Straits Settlements	—	—	—	—	—	31,243	1,379	..	295	6,967
Union of South Africa	—	—	—	—	—	14,766	46,214	..	965	..
Other British Possessions	—	—	—	—	—	880	336	121	253	..
TOTAL BRITISH EMPIRE	—	—	—	—	—	1,60,308	1,95,653	80,373	52,687	1,44,622
Netherlands	—	—	—	—	—	4,39,792	1,20,081	94,934	66,611	1,41,709
Belgium	—	—	—	—	—	39,14,989	23,60,467	68,28,016	55,19,531	33,67,604
France	—	—	—	—	—	32,376	51,209	73,846	1,42,688	14,528
United States of America—										
Via Atlantic Coast	—	—	—	—	—	6,050	80,000	..
Other Foreign Countries	—	—	—	—	—	407	93	2,969
TOTAL FOREIGN COUNTRIES	—	—	—	—	—	48,93,674	30,31,797	69,06,796	58,09,128	36,26,810

* Inclusive of imports by postal packets referred to Collectors of Customs for assessment.

GENERAL IMPORTS

(330)

No. 10—continued

ARTICLES, AND COUNTRIES OF CONSIGNMENT; ALSO SHARE OF EACH PROVINCE	QUANTITY					VALUE				
	1930-31	1931-32	1932-33	1933-34	1934-35	1930-31	1931-32	1932-33	1933-34	1934-35
Precious stones and pearls, unset— —continued						B	B	B	B	B
Diamonds* (H. B)—continued										
Share of Bengal	—	—	—	—	—	3,30,708	3,55,107	19,80,848	19,70,368	6,34,198
" Bombay	—	—	—	—	—	37,99,639	24,85,331	29,31,607	32,93,376	23,43,134
" Sind	—	—	—	—	—	24,935	76,384	12,65,303	2,18,636	1,33,323
" Madras	—	—	—	—	—	10,98,843	3,64,353	8,46,713	9,03,331	4,04,004
" Burma	—	—	—	—	—	3,33,756	36,379	32,640	1,76,249	1,33,771
TOTAL	—	—	—	—	—	45,53,977	33,27,450	70,77,169	58,61,810	36,71,432
Other Precious stones* (H. B)—										
United Kingdom (including Channel Islands)	—	—	—	—	—	81,053	57,230	1,12,350	1,39,001	60,429
Ceylon (excluding Maldives)	—	—	—	—	—	42,029	25,891	29,171	24,946	16,640
Straits Settlements	—	—	—	—	—	1,05,305	1,462	122	1,504	232
Other British Possessions	—	—	—	—	—	303	1,321	1,601	600	1,335
TOTAL BRITISH EMPIRE	—	—	—	—	—	2,28,690	85,794	1,43,313	1,66,231	78,606
Germany	—	—	—	—	—	4,363	1,340	..	4,539	25,317
Belgium	—	—	—	—	—	15,016	4,142	42,679	1,746	15,007
France	—	—	—	—	—	3,392	1,18,490	50,657	50,400	1,13,847
Egypt	—	—	—	—	—	40,000
United States of America— Via Atlantic Coast	—	—	—	—	—	12,700	4,000
Other Foreign Countries	—	—	—	—	—	3,123	1,331	486	4,875	2,919
TOTAL FOREIGN COUNTRIES	—	—	—	—	—	84,393	1,25,312	93,832	74,360	1,61,090
Share of Bengal	—	—	—	—	—	2,143	2,573	4,304
" Bombay	—	—	—	—	—	1,02,129	56,304	72,339	1,04,499	1,35,979
" Sind	—	—	—	—	—	19,557	4,344	63,520	50	13,719
" Madras	—	—	—	—	—	43,373	23,374	33,556	39,326	14,943
" Burma	—	—	—	—	—	1,43,076	1,23,534	62,770	33,533	21,324
TOTAL	—	—	—	—	—	3,18,533	2,11,106	2,37,185	2,40,491	2,89,756
Pearls (H. B)—										
Aden and Dependencies	—	—	—	—	—	13,200	9,000	13,000	300	1,300
Bahrain Islands	—	—	—	—	—	5,81,500	5,45,950	5,46,395	6,61,708	4,16,454
Other British Possessions	—	—	—	—	—	5,000	3,590	3,020	4,307	370
TOTAL BRITISH EMPIRE	—	—	—	—	—	5,99,700	5,58,540	5,62,415	6,66,315	4,18,624
Netherlands	—	—	—	—	—	10,554	..
France	—	—	—	—	—	8,040
Mascat Territory and Trucial Oman	—	—	—	—	—	4,13,700	4,85,391	4,64,900	6,55,476	5,86,333
Other Native States in Arabia	—	—	—	—	—	83,550	17,503	9,800	40,323	57,500
Japan	—	—	—	—	—	6,279	2,333
United States of America— Via Atlantic Coast	—	—	—	—	—	2,731	2,840	31,733
" Pacific "	—	—	—	—	—	834	..
Other Foreign Countries	—	—	—	—	—	1,500	3,000	2,200
TOTAL FOREIGN COUNTRIES	—	—	—	—	—	5,06,520	5,02,894	4,87,021	7,12,032	6,80,059

* Inclusive of imports by postal packets referred to Collectors of Customs for assessment.

No. 10—continued

ARTICLES, AND COUNTRIES OF CONSIGNMENT; ALSO SHARE OF EACH PROVINCE	QUANTITY					VALUE				
	1930-31	1931-32	1932-33	1933-34	1934-35	1930-31	1931-32	1932-33	1933-34	1934-35
Precious stones and pearls, unset —concluded						₹	₹	₹	₹	₹
<i>Pearls (H. B.)—continued</i>										
Share of Bombay	—	—	—	—	—	10,90,450	10,54,844	10,05,681	11,04,374	6,20,591
“ Sind	—	—	—	—	—	6,000	3,000	43,735	2,70,716	4,78,092
“ Madras	—	—	—	—	—	3,350	3,580	30	204	..
“ Burma	—	—	—	—	—	6,429	10	..	4,103	..
TOTAL	—	—	—	—	—	11,06,229	10,61,434	10,49,486	13,79,297	10,98,683
<i>Total value of Precious stones and Pearls unset—</i>										
United Kingdom (including Channel Islands)	—	—	—	—	—	1,04,468	2,04,944	1,02,611	1,94,265	1,98,254
Aden and Dependencies	—	—	—	—	—	13,200	9,000	13,000	800	1,300
Bahrain Islands	—	—	—	—	—	5,81,500	5,46,950	5,47,407	6,61,708	4,16,454
Ceylon (excluding Maldives)	—	—	—	—	—	46,259	20,807	32,312	25,403	16,640
Straits Settlements	—	—	—	—	—	1,88,548	2,841	182	1,902	7,229
Union of South Africa	—	—	—	—	—	14,313	46,214	..	965	..
Other British Possessions	—	—	—	—	—	1,905	1,231	589	690	1,535
TOTAL BRITISH EMPIRE	—	—	—	—	—	9,83,693	8,39,987	7,86,101	8,85,233	6,41,912
Germany	—	—	—	—	—	4,362	1,349	..	4,539	23,286
Netherlands	—	—	—	—	—	4,39,792	1,20,061	94,934	77,165	1,41,709
Belgium	—	—	—	—	—	29,50,005	23,64,609	68,70,695	55,21,277	33,82,611
France	—	—	—	—	—	85,768	1,69,789	1,32,548	1,98,288	1,23,375
Mascat Territory and Trucial Oman	—	—	—	—	—	4,16,700	4,35,391	4,64,900	6,55,476	5,86,239
Other Native States in Arabia	—	—	—	—	—	83,550	17,503	9,800	40,223	57,500
Iran	—	—	—	—	—	1,500	7,000	2,200
Japan	—	—	—	—	—	6,279	98	2,388
Egypt	—	—	—	—	—	40,000
United States of America—										
Via Atlantic Coast	—	—	—	—	—	6,050	..	2,781	95,540	35,733
“ Pacific “	—	—	—	—	—	884	..
Other Foreign Countries	—	—	—	—	—	2,580	1,301	486	375	2,918
TOTAL FOREIGN COUNTRIES	—	—	—	—	—	49,85,096	36,60,103	75,77,639	65,96,365	43,67,959
Share of Bengal	—	—	—	—	—	3,33,851	3,55,107	19,60,946	12,73,546	6,33,499
“ Bombay	—	—	—	—	—	39,92,359	33,16,969	39,99,877	45,62,149	31,43,835
“ Sind	—	—	—	—	—	49,543	34,233	13,77,513	4,39,402	6,49,140
“ Madras	—	—	—	—	—	11,44,376	3,93,313	3,30,289	9,43,311	4,13,952
“ Burma	—	—	—	—	—	4,43,161	1,49,373	1,45,410	2,13,390	1,54,695
TOTAL	—	—	—	—	—	59,73,789	44,99,990	83,63,740	74,31,508	50,09,871
Printing and Lithographing machinery and materials (excluding paper)—										
<i>Printing and lithographing presses (Ill. J)—</i>										
United Kingdom (including Channel Islands)	—	—	—	—	—	7,46,005	6,21,510	6,01,971	7,13,140	6,93,376
Other British Possessions	—	—	—	—	—	1,132	3,233	515	494	352
TOTAL BRITISH EMPIRE	—	—	—	—	—	7,48,127	6,24,743	6,02,486	7,13,634	6,93,728

ARTICLES, AND COUNTRIES OF CONSIGNMENT; ALSO SHARE OF EACH PROVINCE	QUANTITY					VALUE				
	1930-31	1931-32	1932-33	1933-34	1934-35	1930-31	1931-32	1932-33	1933-34	1934-35
Printing and Lithographing machinery and material (excluding paper)—continued										
<i>Printing and lithographing presses (III. J)—continued</i>										
Germany	—	—	—	—	—	2,52,654	1,08,548	2,24,231	2,31,160	2,98,049
Netherlands	—	—	—	—	—	..	1,44,531
Belgium	—	—	—	—	—	1,02,291	220	2,722	2,822	..
France	—	—	—	—	—	4,499	31,064	1,260	7,370	..
Switzerland	—	—	—	—	—	19,352	485	..	2,107	..
Italy (including Fiume)	—	—	—	—	—	1,246	4,122	4,008	10,436	11,950
Japan	—	—	—	—	—	225	1,916	256	12,485	41,690
United States of America— Via Atlantic Coast	—	—	—	—	—	2,25,071	4,95,974	80,925	6,56,244	4,08,519
Other Foreign Countries	—	—	—	—	—	170	234	150	..	1,702
TOTAL FOREIGN COUNTRIES	—	—	—	—	—	7,00,694	8,42,212	2,14,511	7,76,324	7,57,210
<i>Share of Bengal</i>	—	—	—	—	—	6,16,622	2,69,222	2,85,012	4,76,808	4,26,672
.. Bombay	—	—	—	—	—	2,74,227	4,29,242	4,22,266	6,17,446	6,54,229
.. Sind	—	—	—	—	—	22,092	72,772	46,222	1,11,502	1,62,222
.. Madras	—	—	—	—	—	1,64,246	2,54,672	76,266	2,77,722	1,56,649
.. Burma	—	—	—	—	—	12,407	16,222	722	11,421	29,446
TOTAL	—	—	—	—	—	14,48,221	14,66,955	9,16,997	14,98,952	14,51,522
<i>Printing type (III. U)—</i>										
United Kingdom (including Channel Islands)	Cwts. 691	Cwts. 279	Cwts. 472	Cwts. 514	Cwts. 614	1,22,942	69,217	71,612	76,211	84,177
Straits Settlements	49	..	2	2,822	24	22	24	..
Federated Malay States	42	7	7,122	200
Other British Possessions	20	21	17	10	2	2,212	1,157	2,274	151	20
TOTAL BRITISH EMPIRE	802	407	492	524	616	1,41,220	70,696	74,025	76,426	84,207
Germany	269	202	227	191	179	41,222	27,242	23,257	26,191	24,214
United States of America— Via Atlantic Coast	42	67	45	42	115	12,112	19,022	14,920	2,000	19,522
Other Foreign Countries	46	30	27	22	52	6,352	1,569	2,677	2,121	2,892
TOTAL FOREIGN COUNTRIES	457	305	299	257	347	59,686	48,834	50,864	48,312	57,626
<i>Share of Bengal</i>	227	172	202	127	247	59,220	22,122	20,222	21,221	29,222
.. Bombay	512	214	420	224	292	72,120	57,122	66,014	21,069	69,124
.. Sind	62	27	27	121	104	2,211	12,212	10,222	20,120	16,100
.. Madras	247	62	27	21	121	42,221	11,027	12,222	15,207	27,221
.. Burma	101	62	27	22	112	17,201	10,207	2,222	4,221	2,422
TOTAL	1,259	712	797	781	962	2,00,920	1,19,192	1,24,820	1,22,852	1,41,922
<i>Printers' and Lithographers' ink (III. U)—</i>										
United Kingdom (including Channel Islands)	—	—	—	—	—	4,52,221	4,02,272	4,22,222	5,24,122	5,51,202
Other British Possessions	—	—	—	—	—	21	122	1,222	47	124
TOTAL BRITISH EMPIRE	—	—	—	—	—	4,52,242	4,02,394	4,23,444	5,24,169	5,51,326

No. 10—continued

ARTICLES AND COUNTRIES OF CONSIGNMENT; ALSO SHARE OF EACH PROVINCE	QUANTITY					VALUE				
	1930-31	1931-32	1932-33	1933-34	1934-35	1930-31	1931-32	1932-33	1933-34	1934-35
Printing and Lithographing machinery and materials (excluding paper)—continued						B	B	B	B	B
<i>Printers' and Lithographers' ink (III. U)—continued</i>										
Denmark	—	—	—	—	—	..	7,873	10,585	5,957	4,416
Germany	—	—	—	—	—	1,32,767	1,17,778	1,07,259	94,722	1,17,756
Netherlands	—	—	—	—	—	33,207	99,149	28,978	24,683	32,505
Japan	—	—	—	—	—	950	459	9,002	4,717	12,092
United States of America—										
Via Atlantic Coast	—	—	—	—	—	6,076	12,423	8,961	9,605	19,751
" Pacific "	—	—	—	—	—	2,510	2,011	848	423	1,412
Other Foreign Countries	—	—	—	—	—	1,246	5,068	725	3,362	4,781
TOTAL FOREIGN COUNTRIES	—	—	—	—	—	1,76,316	2,44,761	1,61,303	1,45,469	1,92,713
<i>Share of Bengal</i>	—	—	—	—	—	1,56,473	1,18,238	1,32,311	1,52,793	1,27,496
" Bombay	—	—	—	—	—	2,33,738	2,95,404	2,36,494	2,75,770	3,18,951
" Sind	—	—	—	—	—	1,04,038	99,371	96,677	1,14,311	1,26,860
" Madras	—	—	—	—	—	1,19,955	1,22,784	1,07,183	1,15,735	1,39,261
" Burma	—	—	—	—	—	20,807	16,089	15,724	19,093	31,311
TOTAL	—	—	—	—	—	6,35,058	6,51,786	5,88,899	6,79,702	7,44,379
<i>Other materials (III. U)—</i>										
United Kingdom (including Channel Islands)	—	—	—	—	—	2,70,964	2,48,183	2,25,806	2,40,240	4,24,242
Other British Possessions	—	—	—	—	—	1,304	3,284	3,041	3,814	1,457
TOTAL BRITISH EMPIRE	—	—	—	—	—	2,72,268	2,51,467	2,28,847	2,44,054	4,25,699
Germany	—	—	—	—	—	1,35,742	91,064	82,036	78,798	85,587
Belgium	—	—	—	—	—	1,843	2,936	1,856	7,015	6,702
France	—	—	—	—	—	14,345	18,658	8,737	5,982	11,035
Switzerland	—	—	—	—	—	4,687	5,059	7,759	7,270	6,409
Italy (including Fiume)	—	—	—	—	—	4,233	4,798	6,223	824	248
Japan	—	—	—	—	—	3,370	1,792	562	2,264	10,094
United States of America—										
Via Atlantic Coast	—	—	—	—	—	89,610	71,310	36,579	98,762	1,01,682
" Pacific "	—	—	—	—	—	268	262	15,720	846	596
Other Foreign Countries	—	—	—	—	—	3,366	9,326	2,368	9,006	1,855
TOTAL FOREIGN COUNTRIES	—	—	—	—	—	2,62,306	2,00,105	1,61,840	2,10,271	2,24,268
<i>Share of Bengal</i>	—	—	—	—	—	2,09,319	1,54,005	1,79,048	1,19,712	2,44,101
" Bombay	—	—	—	—	—	2,06,680	2,02,469	1,64,739	2,26,074	2,14,101
" Sind	—	—	—	—	—	64,111	63,633	87,127	69,759	47,319
" Madras	—	—	—	—	—	1,15,531	99,307	63,964	1,03,925	99,837
" Burma	—	—	—	—	—	33,973	31,953	25,755	35,855	44,759
TOTAL	—	—	—	—	—	6,34,664	5,51,572	4,90,687	5,54,325	6,49,967
<i>Total value of Printing and Lithographing machinery and materials (excluding paper)—</i>										
United Kingdom (including Channel Islands)	—	—	—	—	—	10,99,128	14,45,832	14,24,623	16,68,877	17,53,397
Straits Settlements	—	—	—	—	—	9,924	2,376	2,394	3,811	675
Federated Malay States	—	—	—	—	—	7,288	200	66
Other British Possessions	—	—	—	—	—	3,549	4,475	5,431	919	1,323
TOTAL BRITISH EMPIRE	—	—	—	—	—	17,19,887	14,63,933	14,32,454	16,73,407	17,65,900

ARTICLES, AND COUNTRIES OF CONSIGNMENT; ALSO SHARES OF EACH PROVINCE	QUANTITY					VALUE				
	1930-31	1931-32	1932-33	1933-34	1934-35	1930-31	1931-32	1932-33	1933-34	1934-35
						R	R	R	R	R
Printing and lithographing machinery and materials (excluding paper)—continued										
<i>Total value of Printing and Lithographing machinery and materials (excluding paper)—continued</i>							7,944	10,540	5,068	4,432
Denmark	—	—	—	—	—	—	—	—	—	—
Germany	—	—	—	—	—	5,62,385	4,00,247	4,48,882	4,92,860	6,31,506
Netherlands	—	—	—	—	—	37,410	2,48,020	24,001	28,721	32,520
Belgium	—	—	—	—	—	1,94,134	3,432	5,589	11,133	6,702
France	—	—	—	—	—	23,814	44,722	9,907	13,352	11,631
Switzerland	—	—	—	—	—	24,000	5,547	7,759	9,384	6,409
Italy (including Fiume)	—	—	—	—	—	3,151	10,643	10,866	12,171	16,362
China (exclusive of Hongkong and Macao)	—	—	—	—	—	5,178	1,806	1,278	1,116	2,740
Japan	—	—	—	—	—	3,174	4,167	9,020	19,666	64,320
United States of America—										
Via Atlantic Coast	—	—	—	—	—	3,32,869	5,98,090	1,41,095	5,74,611	5,49,668
" Pacific "	—	—	—	—	—	2,778	2,272	16,568	760	2,008
Other Foreign Countries	—	—	—	—	—	4,705	10,531	4,372	7,677	4,127
TOTAL FOREIGN COUNTRIES	—	—	—	—	—	11,99,595	13,35,872	6,83,518	11,77,436	12,92,486
Shares of Bengal	—	—	—	—	—	19,40,335	1,60,706	6,45,833	7,79,333	2,42,130
" Bombay	—	—	—	—	—	19,38,331	16,14,374	9,61,363	11,33,389	12,32,875
" Sind	—	—	—	—	—	2,59,768	2,51,034	2,84,470	3,15,753	2,64,216
" Madras	—	—	—	—	—	4,42,460	5,37,355	2,69,625	5,11,260	4,32,918
" Burma	—	—	—	—	—	29,332	75,456	47,365	60,659	1,26,448
TOTAL	—	—	—	—	—	29,19,482	27,89,505	21,20,972	28,50,843	29,87,790
Prints, Engravings, and Pictures—										
<i>Photographs and Picture postcards (III. U)—</i>										
United Kingdom (including Channel Islands)	—	—	—	—	—	20,764	17,387	10,622	21,389	16,395
Ceylon (excluding Maldives)	—	—	—	—	—	1,247	506	747	218	16,568
Straits Settlements	—	—	—	—	—	748	10,348	—	141	606
Commonwealth of Australia	—	—	—	—	—	29	18,610	30,529	114	108
Other British Possessions	—	—	—	—	—	481	579	949	137	1,212
TOTAL BRITISH EMPIRE	—	—	—	—	—	23,269	47,590	42,841	21,904	24,889
Germany	—	—	—	—	—	22,742	16,743	13,507	13,820	11,639
France	—	—	—	—	—	34,123	10,567	2,992	3,786	8,049
Italy (including Fiume)	—	—	—	—	—	1,303	240	1,565	1,231	23,192
United States of America—										
Via Atlantic Coast	—	—	—	—	—	21,136	20,621	14,328	23,039	76,451
" Pacific "	—	—	—	—	—	582	19	11	66	54
Other Foreign Countries	—	—	—	—	—	1,739	584	816	527	1,434
TOTAL FOREIGN COUNTRIES	—	—	—	—	—	31,685	48,774	33,219	48,419	1,20,769
Shares of Bengal	—	—	—	—	—	23,619	6,712	33,608	21,636	47,066
" Bombay	—	—	—	—	—	48,998	33,449	17,796	23,337	20,926
" Sind	—	—	—	—	—	16,606	21,765	12,791	11,397	6,339
" Madras	—	—	—	—	—	5,968	2,339	4,020	3,120	9,243
" Burma	—	—	—	—	—	7,764	21,129	8,037	324	2,093
TOTAL	—	—	—	—	—	1,04,952	96,294	76,080	70,418	1,55,862

No. 10—continued

ARTICLES, AND COUNTRIES OF CONSIGNMENT; ALSO SHARE OF EACH PROVINCE	QUANTITY					VALUE				
	1930-31	1931-32	1932-33	1933-34	1934-35	1930-31	1931-32	1932-33	1933-34	1934-35
						R	R	R	R	R
Prints, Engravings, and Pictures— continued										
Others (III. U)—										
United Kingdom (including Channel Islands)	—	—	—	—	—	58,800	3,80,699	50,619	91,254	75,611
Ceylon (excluding Maldives)	—	—	—	—	—	9,004	5,447	908	543	849
Commonwealth of Australia	—	—	—	—	—	87	18,254	24,711	243	604
Other British Possessions	—	—	—	—	—	4,505	3,652	1,926	731	4,918
TOTAL BRITISH EMPIRE	—	—	—	—	—	72,486	3,58,052	78,164	92,771	82,072
Germany	—	—	—	—	—	41,000	23,815	20,735	20,433	30,811
France	—	—	—	—	—	8,662	30,425	31,899	2,886	1,836
Italy (including Flume)	—	—	—	—	—	2,308	2,896	735	1,577	43,531
Austria	—	—	—	—	—	17,698	12,945	17,257	4,959	11,726
United States of America—										
Via Atlantic Coast	—	—	—	—	—	88,291	16,844	4,12,022	63,041	30,527
" Pacific "	—	—	—	—	—	278	31	10	482	24
Other Foreign Countries	—	—	—	—	—	2,753	7,795	2,082	3,108	2,041
TOTAL FOREIGN COUNTRIES	—	—	—	—	—	1,56,165	94,751	4,74,740	96,481	1,20,496
Share of Bengal						30,454	41,759	4,22,523	50,777	25,819
" Bombay	—	—	—	—	—	1,50,952	3,76,633	1,11,125	58,226	1,04,315
" Sind	—	—	—	—	—	17,783	23,471	12,652	73,136	51,147
" Madras	—	—	—	—	—	16,493	7,509	3,919	5,334	17,973
" Burma	—	—	—	—	—	12,919	3,436	2,680	1,330	2,309
TOTAL	—	—	—	—	—	2,28,601	4,52,803	5,52,904	1,80,252	2,02,563
Total value of Prints, Engravings, and Pictures—										
United Kingdom (including Channel Islands)	—	—	—	—	—	79,654	3,48,086	61,241	1,12,643	92,006
Ceylon (excluding Maldives)	—	—	—	—	—	10,251	6,043	1,655	756	17,417
Straits Settlements	—	—	—	—	—	2,878	12,481	2,207	541	1,289
Commonwealth of Australia	—	—	—	—	—	66	36,864	55,240	357	797
Other British Possessions	—	—	—	—	—	2,854	2,098	662	468	5,446
TOTAL BRITISH EMPIRE	—	—	—	—	—	95,703	4,06,572	1,21,005	1,14,765	1,16,955
Germany	—	—	—	—	—	63,832	40,558	34,242	34,253	42,400
France	—	—	—	—	—	42,785	40,902	24,891	6,672	9,835
Italy (including Flume)	—	—	—	—	—	3,761	3,135	2,300	2,858	66,728
Austria	—	—	—	—	—	17,705	12,945	17,355	4,963	11,726
United States of America—										
Via Atlantic Coast	—	—	—	—	—	1,04,427	37,465	4,26,350	91,980	1,06,973
" Pacific "	—	—	—	—	—	860	50	21	548	78
Other Foreign Countries	—	—	—	—	—	4,480	8,379	2,800	3,626	3,473
TOTAL FOREIGN COUNTRIES	—	—	—	—	—	2,37,850	1,43,525	5,07,959	1,44,900	2,41,265
Share of Bengal						54,073	45,471	4,56,034	72,462	72,575
" Bombay	—	—	—	—	—	1,99,950	4,10,077	1,28,921	58,612	1,95,771
" Sind	—	—	—	—	—	36,339	46,235	25,353	64,583	67,536
" Madras	—	—	—	—	—	22,453	10,748	7,939	13,354	27,321
" Burma	—	—	—	—	—	20,683	34,586	10,717	2,654	4,317
TOTAL	—	—	—	—	—	3,33,553	5,49,097	6,28,964	2,59,605	3,58,226

ARTICLES, AND COUNTRIES OF CONSIGNMENT; ALSO SHARE OF EACH PROVINCE	QUANTITY					VALUE				
	1930-31	1931-32	1932-33	1933-34	1934-35	1930-31	1931-32	1932-33	1933-34	1934-35
						R	R	R	R	R
Provisions and Oilman's stores—										
Bacon and Hams (L. B.)—										
United Kingdom (including Channel Islands)	Cwts. 12,122	Cwts. 9,612	Cwts. 10,120	Cwts. 11,757	Cwts. 11,633	12,20,949	8,26,415	7,69,697	9,55,715	8,24,531
Hongkong	126	166	112	98	92	9,577	7,568	4,317	2,208	2,496
Commonwealth of Australia	434	251	259	577	205	51,282	25,307	20,242	44,407	19,545
Other British Possessions	48	25	16	24	27	6,220	2,251	1,708	4,200	5,228
TOTAL BRITISH EMPIRE	12,756	10,053	10,508	12,466	12,077	12,48,038	8,61,539	7,96,664	10,08,229	8,61,159
Denmark	227	402	829	2,162	2,745	22,595	41,084	65,250	1,07,520	2,11,977
Germany	45	51	41	59	92	5,455	6,850	4,110	5,973	7,507
Netherlands	271	451	452	535	307	29,549	41,265	27,569	42,469	52,264
United States of America—										
Via Atlantic Coast	101	50	42	22	50	12,606	7,274	4,996	2,658	2,257
" Pacific	2	9	2	186	1,062	24	..	191
Other Foreign Countries	17	40	29	27	66	2,167	4,091	4,192	2,122	2,977
TOTAL FOREIGN COUNTRIES	764	1,004	1,414	2,812	3,761	69,562	1,02,276	1,16,271	2,20,757	2,25,772
Share of Bengal	4,525	4,422	4,599	4,796	5,102	5,44,222	4,07,979	3,07,729	2,28,522	2,91,649
" Bombay	2,994	1,572	2,222	4,475	4,654	2,29,579	1,29,244	1,07,374	2,29,745	2,12,971
" Sind	2,272	2,071	2,222	2,791	2,248	2,40,221	1,74,262	1,62,247	2,08,222	1,96,212
" Madras	1,491	1,292	1,212	1,720	1,554	1,49,722	1,09,252	85,427	1,25,222	1,12,161
" Burma	1,252	1,622	1,642	1,592	1,621	2,12,579	1,41,279	1,22,221	1,26,476	1,29,222
TOTAL	12,520	11,057	11,922	15,284	15,838	16,27,000	9,63,815	9,12,925	12,28,986	11,48,922
Beef and Cakes (L. B.)—										
United Kingdom (including Channel Islands)	Cwts. 24,407	Cwts. 27,117	Cwts. 26,062	Cwts. 29,462	Cwts. 22,992	24,96,922	26,72,729	25,12,229	26,60,927	22,76,907
Irish Free State (a)	—	—	—	92	222	—	—	—	10,195	42,024
Straits Settlements	10,990	6,949	8,217	8,062	11,204	2,57,229	1,96,906	2,16,455	1,62,409	2,62,614
Hongkong	2	2	2	279	1,270	21	175	152	19,622	20,195
Commonwealth of Australia	245	515	452	512	412	54,209	22,702	22,222	24,277	22,210
Other British Possessions	55	109	114	24	29	4,255	6,742	6,229	1,221	1,259
TOTAL BRITISH EMPIRE	46,269	24,602	25,029	28,544	27,499	29,12,706	29,11,225	27,67,276	29,00,421	22,82,969
Germany	224	24	16	61	22	22,721	1,702	1,164	2,044	1,250
Netherlands	272	492	427	204	222	22,112	40,224	44,414	25,072	20,222
Belgium	270	211	91	122	45	20,229	17,945	4,907	7,926	2,405
France	74	10	29	1	24	6,720	629	2,752	92	2,022
Japan	2	2	22	161	259	125	259	602	7,024	10,164
United States of America—										
Via Atlantic Coast	229	125	14	55	61	19,919	12,222	1,640	4,922	2,949
" Pacific	..	1	125	..	12	..
Other Foreign Countries	40	29	12	61	104	2,922	1,955	1,072	5,222	5,556
TOTAL FOREIGN COUNTRIES	1,276	1,071	627	769	749	1,19,215	72,922	57,564	51,021	47,622

(a) Separately shown from 1922-24.

No. 10—continued

ARTICLES, AND COUNTRIES OF CONSIGNMENT; ALSO SHARE OF EACH PROVINCE	QUANTITY					VALUE				
	1930-31	1931-32	1932-33	1933-34	1934-35	1930-31	1931-32	1932-33	1933-34	1934-35
Provisions and Oilman's stores— continued						R	R	R	R	R
Blaccs and Cakes (I. E.)— continued	Cwts.	Cwts.	Cwts.	Cwts.	Cwts.					
Share of Bengal	9,007	7,168	9,027	7,195	7,670	7,36,698	6,22,436	6,14,179	6,08,715	6,57,108
" Bombay	4,955	4,134	4,051	6,074	3,150	6,20,356	4,07,382	3,60,008	5,99,507	6,89,950
" Sind	4,945	4,170	4,082	4,546	5,205	4,72,127	3,96,284	3,76,805	3,96,519	4,50,575
" Madras	6,766	5,636	6,108	6,818	7,335	6,42,303	5,11,443	5,54,038	5,87,020	5,85,813
" Burma	22,474	14,647	15,451	14,090	19,588	16,61,639	10,52,113	9,88,009	7,90,711	9,53,155
TOTAL	48,147	35,764	35,717	39,313	48,248	40,32,023	29,90,258	28,24,830	29,63,462	33,86,601
Butter (including canned) (I. E.)—	Cwts.	Cwts.	Cwts.	Cwts.	Cwts.					
United Kingdom (including Channel Islands)	839	1,542	1,821	1,998	1,745	1,52,411	2,28,389	2,37,892	2,29,265	1,79,110
Ceylon (excluding Maldives)	129	144	48	39	142	22,075	28,380	6,514	5,162	13,030
Commonwealth of Australia	536	843	1,150	2,082	2,951	97,319	1,26,322	1,69,442	2,81,124	2,95,787
New Zealand	726	587	484	488	876	1,25,250	92,315	70,655	55,270	89,148
Other British Possessions	41	50	58	71	53	6,039	7,559	5,907	6,444	5,699
TOTAL BRITISH EMPIRE	2,273	3,166	3,556	4,618	5,767	4,08,685	4,72,965	4,90,350	5,26,265	5,82,774
Denmark	300	260	154	227	195	58,326	45,705	26,709	31,098	23,332
Germany	16	247	246	2,528	19,319	12,593
United States of America—										
Via Atlantic Coast	13	107	6	2	..	2,296	18,064	578	305	72
" Pacific	1	9	3	87	1,437	..	20	207
Other Foreign Countries	25	28	60	12	54	5,997	4,226	3,335	1,339	4,761
TOTAL FOREIGN COUNTRIES	352	404	216	483	498	66,706	69,432	33,150	52,081	40,880
Share of Bengal	1,063	1,799	1,789	2,076	2,462	1,91,171	2,45,757	2,47,136	2,52,747	2,43,733
" Bombay	181	303	401	1,008	1,476	23,353	35,996	37,753	80,813	1,07,471
" Sind	5	11	56	153	39	1,015	1,464	5,966	12,610	2,599
" Madras	414	542	528	777	935	70,071	88,394	86,899	86,969	91,134
" Burma	973	911	934	1,093	1,362	1,83,876	1,51,136	1,45,907	1,45,401	1,75,713
TOTAL	2,625	3,570	3,772	5,106	6,265	4,70,391	5,42,307	5,23,500	5,78,316	6,23,654
Canned and bottled provisions (not specified elsewhere)—	Cwts.	Cwts.	Cwts.	Cwts.	Cwts.					
Canned or bottled fruits (I. E.)—										
United Kingdom (including Channel Islands)	1,923	1,436	1,968	3,338	3,149	1,28,186	95,631	1,00,210	1,94,635	1,75,130
Straits Settlements	9,142	8,739	11,978	16,310	23,276	1,55,087	1,24,774	1,32,389	1,67,322	2,38,253
Hongkong	8,624	2,607	1,865	1,448	2,217	1,06,149	56,130	34,853	29,320	42,677
Union of South Africa	141	44	55	21	..	7,131	1,430	2,658	712	63
Commonwealth of Australia	2,225	1,818	3,579	4,249	3,292	88,955	42,855	1,24,874	1,38,361	13,402
Other British Possessions	169	93	265	248	203	4,011	2,294	6,960	5,687	4,653
TOTAL BRITISH EMPIRE	17,229	14,237	18,708	25,614	32,137	4,84,519	3,23,164	4,10,944	5,36,037	5,53,578

GENERAL IMPORTS

(338)

No. 10—continued

ARTICLES, AND COUNTRIES OF CONSIGNMENT; ALSO SHARE OF EACH PROVINCE	QUANTITY					VALUE				
	1930-31	1931-32	1932-33	1933-34	1934-35	1930-31	1931-32	1932-33	1933-34	1934-35
	Owts.	Owts.	Owts.	Owts.	Owts.	B	B	B	B	B
Provisions and Oilman's stores—continued										
<i>Canned and bottled provisions (not specified elsewhere)—continued</i>										
<i>Canned or bottled fruits (L. B.)—continued</i>										
France	208	223	144	186	196	23,341	19,208	16,411	21,136	18,778
Italy (including Fiume)	466	308	345	475	544	19,591	13,437	12,067	17,423	22,121
China (exclusive of Hongkong and Macao)	1,194	919	682	536	168	38,157	19,374	16,592	12,169	8,071
United States of America—										
<i>Via Atlantic Coast</i>	1,483	704	406	534	658	81,069	37,022	19,579	26,508	23,484
<i>Pacific</i>	11,910	6,193	6,199	10,137	12,470	5,43,849	2,74,076	3,00,111	3,74,053	4,51,804
Other Foreign Countries	177	65	98	308	423	9,322	3,380	6,870	7,169	12,278
TOTAL FOREIGN COUNTRIES	15,433	8,411	7,384	12,138	14,409	7,20,149	3,67,041	3,71,630	4,60,467	5,87,226
<i>Share of Bengal</i>	5,669	3,723	4,555	7,396	8,345	2,81,996	1,66,193	2,12,417	2,66,315	2,39,426
<i>Bombay</i>	5,171	1,777	3,211	3,453	3,422	2,13,393	43,796	68,450	1,95,323	1,69,379
<i>Madras</i>	7,728	6,878	6,918	8,391	10,766	2,23,667	1,66,934	1,74,523	1,89,692	2,28,326
<i>Bihar</i>	3,977	2,322	5,217	7,531	8,822	1,32,564	98,221	1,32,222	1,35,933	2,02,117
<i>Assam</i>	11,919	7,323	5,221	5,363	8,517	2,73,723	2,18,091	1,89,247	1,89,411	2,04,522
TOTAL	32,663	22,643	26,532	37,742	46,546	12,04,668	6,90,206	7,32,564	9,06,494	10,90,804
Tinned or canned fish (L. B.)—										
United Kingdom (including Channel Islands)	4,667	3,249	4,037	4,906	3,327	2,38,234	2,43,532	2,47,164	2,90,959	2,54,926
Straits Settlements	1,936	1,242	330	423	76	43,712	33,537	11,250	12,356	3,137
Federated Malay States	370	9,020
Hongkong	344	291	471	359	330	15,927	9,896	17,167	14,291	10,744
Canada—										
<i>Via Atlantic Coast</i>	20	370	75	540	759	529	10,634	3,274	15,301	23,002
<i>Pacific</i>	2,267	1,042	1,329	1,443	2,462	69,248	31,376	47,695	41,697	74,265
Other British Possessions	20	3	32	10	22	1,062	441	1,284	1,322	1,101
TOTAL BRITISH EMPIRE	9,624	6,107	6,274	7,771	7,476	5,02,682	3,29,467	3,27,524	3,76,432	3,68,078
U. S. S. R.—										
Northern	1	..	195	95	95	1,113	..	6,080	2,325	4,456
Southern	116	13	3,143	700
Pacific Ports (in Asia)	13	492	..
Norway	835	421	1,044	1,238	1,067	66,565	25,077	52,115	67,011	54,473
Germany	14	6	33	63	37	6,331	535	6,158	6,188	5,797
France	153	242	220	99	95	20,000	16,936	13,162	14,717	13,439
Portugal (including Azores and Madeira)	754	77	1,237	364	938	29,784	3,955	43,219	16,711	34,342
Italy (including Fiume)	78	64	40	89	74	5,927	4,227	3,233	7,169	7,221
China (exclusive of Hongkong and Macao)	235	137	174	402	984	22,028	9,606	11,200	20,060	14,474
Japan	101	80	1,150	12,151	32,918	9,532	4,835	19,662	2,12,325	4,70,312
United States of America—										
<i>Via Atlantic Coast</i>	671	75	35	266	100	39,347	2,580	4,798	9,773	7,444
<i>Pacific</i>	47,533	12,470	13,269	3,565	2,674	11,41,231	3,23,726	3,84,006	1,06,530	91,759
Other Foreign Countries	64	38	97	221	219	4,627	2,043	3,331	6,123	3,141
TOTAL FOREIGN COUNTRIES	50,439	13,610	17,599	18,922	69,804	13,40,785	3,92,715	5,47,439	4,74,634	7,12,548

No. 10—continued

ARTICLES, AND COUNTRIES OF CONSIGNMENT; ALSO SHARE OF EACH PROVINCE	QUANTITY					VALUE				
	1930-31	1931-32	1932-33	1933-34	1934-35	1930-31	1931-32	1932-33	1933-34	1934-35
Provisions and Oilman's stores— continued						B	B	L	B	B
Canned and bottled provisions (not specified elsewhere)— continued										
Tinned or canned fish (L. E.)— continued	Owts.	Owts.	Owts.	Owts.	Owts.					
Share of Bengal	3,524	2,152	2,133	2,347	3,589	2,27,133	1,29,004	1,05,041	1,73,959	1,76,446
" Bombay	1,770	304	555	2,105	2,015	93,456	11,540	24,778	96,039	87,034
" Sind	3,903	2,799	2,780	2,757	3,052	2,24,170	1,44,933	1,38,355	1,34,070	1,47,563
" Madras	1,780	1,222	1,183	1,704	2,040	90,721	67,153	61,997	78,900	86,312
" Burma	49,087	13,329	16,222	16,180	26,084	12,14,187	3,70,552	4,84,892	3,63,166	5,83,268
TOTAL	60,063	19,807	23,873	26,593	46,780	18,49,667	7,23,182	8,74,963	8,51,116	10,80,628
Vegetable products (vegetable oil, vegetable fat, etc.) (L.E.)—	Owts.	Owts.	Owts.	Owts.	Owts.					
United Kingdom (including Channel Islands)	773	641	450	211	181	29,048	26,664	18,612	8,297	3,932
Other British Possessions	14	..	34	..	2	587	81	1,105	..	99
TOTAL BRITISH EMPIRE	787	641	484	211	183	29,630	26,745	19,777	8,297	7,031
Denmark	7,170	11,773	5,662	36	746	2,67,276	4,17,965	1,79,208	800	15,896
Germany	22,052	12,552	3,430	444	235	8,33,898	4,80,755	1,24,335	19,754	9,679
Netherlands	232,946	79,251	25,515	1,749	2,204	85,37,006	23,63,701	9,77,259	66,803	81,950
Belgium	23,520	6,712	1,214	..	11	16,33,812	2,23,212	35,502	..	501
France	4,664	5,561	10	..	9	1,38,259	2,07,358	423	..	497
Italy (including Fiume)	179	8,000
Japan	333	132	1,318	8,498	2,810	19,215
Philippines	266	174	..	57	7 59	8,364	5,557	..	3,211	786
Other Foreign Countries	42	179	11	30	7	2,254	6,344	728	1,693	368
TOTAL FOREIGN COUNTRIES	295,239	116,308	36,175	2,438	4,589	1,08,78,769	42,14,892	13,25,948	94,871	1,23,898
Share of Bengal	54,197	19,363	2,676	847	975	20,71,766	6,76,129	98,858	37,266	37,923
" Bombay	104,213	40,162	13,703	1,310	2,063	32,30,801	14,97,325	7,32,685	46,837	47,607
" Sind	76,056	17,845	3,852	77	206	25,51,815	5,55,254	1,12,773	3,231	19,934
" Madras	49,332	29,379	6,399	99	639	19,14,924	11,42,187	2,13,163	3,494	14,331
" Burma	12,228	10,101	5,039	316	939	4,74,093	3,70,842	1,90,246	10,340	25,229
TOTAL	206,026	116,849	36,659	2,649	4,772	1,09,03,899	42,41,687	13,46,725	1,08,168	1,35,924
Others (L. E.)—	Owts.	Owts.	Owts.	Owts.	Owts.					
United Kingdom (including Channel Islands)	61,389	59,159	65,597	41,405	42,951	39,86,722	36,22,718	33,25,094	22,14,687	22,39,333
Palestine	206	493	1,068	1,113	1,414	13,967	80,159	47,123	41,745	53,535
Ceylon (excluding Maldives)	49	68	86	37	80	3,354	6,214	6,225	1,732	4,088
Straits Settlements	1,260	2,143	1,355	404	442	30,836	26,676	22,803	11,651	11,645
Hongkong	2,783	2,876	2,233	2,002	2,082	76,558	60,683	39,515	46,053	48,761
Union of South Africa	397	421	290	357	408	16,354	24,583	16,815	18,574	25,211
Kenya Colony	101	125	123	119	32	9,490	6,261	7,428	8,761	2,160
Canada— Via Atlantic Coast	62	49	402	830	280	4,578	3,201	14,675	11,644	10,617
" Pacific "	96	554	762	198	216	4,454	17,825	23,035	6,017	6,734
Commonwealth of Australia	8,598	5,837	7,311	4,633	4,790	1,30,514	1,93,246	2,35,691	1,40,436	1,40,574
New Zealand	100	59	36	181	75	6,006	2,478	1,301	5,496	4,350
Other British Possessions	334	116	100	50	30	8,149	7,329	4,455	2,814	2,648
TOTAL BRITISH EMPIRE	70,235	71,904	79,413	50,969	52,894	48,40,527	40,15,876	37,44,160	15,12,610	25,49,615

ARTICLES, AND COUNTRIES OF CONSIGNMENT; ALSO SHARE OF EACH PROVINCE	QUANTITY					VALUE				
	1930-31	1931-32	1932-33	1933-34	1934-35	1930-31	1931-32	1932-33	1933-34	1934-35
	Cwts.	Cwts.	Cwts.	Cwts.	Cwts.	B.	B.	B.	B.	B.
Provisions and Oilman's stores—continued										
<i>Canned and bottled provisions (not specified elsewhere)—continued</i>										
<i>Others (L. E.)—continued</i>										
Norway	228	116	189	190	40	17,726	6,082	11,777	6,057	2,724
Denmark	111	218	295	335	347	11,300	19,070	22,611	18,919	20,946
Germany	853	598	1,068	276	204	23,592	24,550	42,540	31,530	24,302
Netherlands	4,892	4,678	4,778	2,445	4,419	1,75,106	1,85,451	1,61,735	71,701	94,221
Belgium	7,268	6,330	9,434	9,947	5,798	1,24,459	1,07,375	1,70,173	1,56,062	88,078
France	6,320	4,298	6,526	5,111	7,330	2,33,498	1,53,125	1,09,724	1,96,918	1,77,019
Portugal (including Azores and Madeira)	60	24	16	45	37	5,205	1,398	1,423	3,764	3,212
Switzerland	337	306	322	193	241	20,413	21,372	22,042	11,493	11,377
Italy (including Fiume)	2,522	2,612	2,714	2,093	2,410	1,12,766	1,10,560	1,29,708	1,09,512	1,25,126
Austria	60	29	240	144	126	2,670	2,110	12,665	6,342	2,221
Czechoslovakia	1,100	32	11	2	..	14,261	4,069	1,420	871
Iraq	70	90	31	77	192	1,972	2,651	1,323	1,446	7,172
China (exclusive of Hongkong and Macao)	1,279	1,262	1,190	996	1,212	45,929	26,350	20,007	24,091	21,252
Japan	236	226	712	455	602	26,379	19,722	22,231	19,500	27,412
Egypt	30	62	66	12	69	3,064	2,996	2,602	684	2,324
Portuguese East Africa	151	5	5	2	1	6,245	305	201	145	6
United States of America—										
<i>Via Atlantic Coast</i>	10,259	10,916	4,933	3,022	2,725	5,57,241	5,21,254	2,78,225	1,47,602	1,65,161
<i>" Pacific "</i>	7,265	5,222	6,171	4,904	5,579	2,60,265	2,75,379	2,05,257	2,06,205	2,29,401
Uruguay	205	26	2	15,422	205	12
Argentine Republic (including the Atlantic Coast of Patagonia)	206	100	118	425	427	17,931	9,554	6,009	17,042	9,722
Other Foreign Countries	315	201	296	241	532	16,220	12,525	10,161	12,512	20,12
TOTAL FOREIGN COUNTRIES	42,945	29,512	29,226	21,002	24,017	18,12,922	15,39,706	14,22,247	10,47,217	10,56,52
<i>Share of Bengal</i>	22,376	27,129	27,112	22,205	22,644	17,72,117	12,22,227	12,91,225	10,22,220	11,22,22
<i>" Bombay "</i>	42,421	42,112	42,122	22,222	22,222	22,22,222	22,22,222	22,22,222	10,22,222	10,22,22
<i>" Sind "</i>	12,722	10,222	12,222	12,222	12,222	7,22,222	5,22,222	6,22,222	6,22,222	6,22,22
<i>" Madras "</i>	12,422	16,222	16,222	16,222	16,222	5,22,222	5,22,222	5,22,222	4,22,222	4,22,22
<i>" Burma "</i>	10,174	2,222	2,222	2,222	2,222	5,22,222	5,22,222	4,22,222	2,22,222	2,22,22
TOTAL	112,120	111,712	112,699	81,077	85,011	61,54,465	55,55,222	51,22,007	25,60,427	26,06,22
Cheese (including canned) (L. E.)—										
United Kingdom (including Channel Islands)	1,222	1,222	1,000	2,222	2,422	2,02,221	1,62,639	1,92,650	2,12,046	2,07,22
Union of South Africa	16	22	21	69	22	1,222	2,722	2,422	5,652	2,12
Kenya Colony	5	2	20	22	22	222	722	5,499	4,222	2,22
Commonwealth of Australia	159	112	211	522	672	22,222	12,122	25,549	51,190	52,22
Other British Possessions	22	2	9	21	21	2,599	492	222	1,722	2,22
TOTAL BRITISH EMPIRE	2,060	2,027	2,221	2,152	2,222	2,25,222	1,80,222	2,27,666	2,76,602	2,72,22
Norway	22	2	29	120	22	4,246	599	6,277	12,662	6,22
Denmark	20	62	102	2,072	2,240	6,27
Germany	22	22	127	65	22	1,742	2,222	9,270	5,522	4,22
Netherlands	6,222	4,222	5,170	5,221	6,024	6,12,220	2,40,222	4,06,222	2,27,797	4,17,27
Belgium	77	44	16	21	22	9,124	2,042	1,470	1,465	1,44
France	55	20	11	64	22	6,242	2,459	1,619	5,522	6,22
Switzerland	1,102	212	796	799	662	1,16,702	29,665	70,967	22,222	22,22
Italy (including Fiume)	94	112	227	220	220	10,274	11,022	24,401	20,012	22,22
Other Foreign Countries	65	22	21	17	22	5,206	1,227	1,465	277	1,22
TOTAL FOREIGN COUNTRIES	8,222	5,212	6,467	6,719	7,641	7,69,222	4,52,222	5,22,465	5,20,650	5,70,22

No. 10—continued

ARTICLES, AND COUNTRIES OF CONSIGNMENT; ALSO SHARE OF EACH PROVINCE	QUANTITY					VALUE				
	1930-31	1931-32	1932-33	1933-34	1934-35	1930-31	1931-32	1932-33	1933-34	1934-35
Provisions and Oilman's stores— continued						R	R	R	R	R
<i>Chess (including Gamsal) (L. E.)—continued</i>	<i>Cwts.</i>	<i>Cwts.</i>	<i>Cwts.</i>	<i>Cwts.</i>	<i>Cwts.</i>					
Share of Bengal	3,047	2,801	2,113	2,900	3,312	2,77,264	2,19,979	2,61,975	2,33,431	2,40,539
" Bombay	2,593	1,860	1,376	2,998	3,300	2,61,732	1,07,563	1,37,836	2,39,175	2,50,344
" Sind	2,773	1,493	2,233	2,033	2,322	2,69,436	1,32,264	1,91,939	1,66,367	1,79,993
" Madras	1,152	1,124	1,153	1,191	1,326	1,14,469	1,08,364	1,07,126	98,794	1,06,014
" Burma	376	679	633	743	364	32,743	62,939	62,375	64,451	65,953
TOTAL	10,443	7,849	8,258	9,871	10,924	10,05,444	6,38,457	7,61,151	8,07,263	8,43,392
Cocoa and Chocolate (L. E.)—	<i>Cwts.</i>	<i>Cwts.</i>	<i>Cwts.</i>	<i>Cwts.</i>	<i>Cwts.</i>					
United Kingdom (including Channel Islands)	2,127	2,206	2,062	2,993	3,590	1,99,173	1,95,177	2,08,539	2,16,235	2,69,306
Other British Possessions	10	27	3	3	133	411	1,026	229	412
TOTAL BRITISH EMPIRE	2,127	2,216	2,089	2,996	3,593	1,99,306	1,95,588	2,04,565	2,16,464	2,69,720
Netherlands	333	417	332	333	523	53,763	56,491	47,919	47,460	59,213
Belgium	53	266	82	73	149	4,293	14,916	3,874	5,901	7,699
France	364	207	98	120	52	26,275	13,933	5,092	3,558	4,116
Switzerland	971	317	95	136	135	33,502	63,271	3,537	5,143	3,756
United States of America— Via Atlantic Coast	20	10	11	20	52	901	907	1,206	1,435	5,113
Other Foreign Countries	21	30	1	24	30	2,456	4,130	73	990	1,320
TOTAL FOREIGN COUNTRIES	1,312	1,747	619	761	996	1,76,190	1,53,743	61,661	69,492	86,693
Share of Bengal	1,066	1,373	1,133	1,231	1,303	77,249	1,01,943	75,461	77,916	83,011
" Bombay	194	292	545	322	999	17,936	21,633	39,273	63,169	74,968
" Sind	524	490	405	433	333	44,259	33,706	34,153	31,635	37,996
" Madras	1,223	1,043	701	776	1,306	1,29,317	1,03,677	73,076	74,372	1,12,620
" Burma	932	760	524	496	563	1,06,035	33,373	44,253	33,514	42,325
TOTAL	3,029	3,903	3,308	3,757	4,594	3,75,496	3,49,336	2,66,226	2,85,956	3,56,413
Confectionery (L. E.)—	<i>Cwts.</i>	<i>Cwts.</i>	<i>Cwts.</i>	<i>Cwts.</i>	<i>Cwts.</i>					
United Kingdom (including Channel Islands)	15,506	13,131	15,463	17,537	13,934	15,33,626	12,31,397	12,79,693	14,70,774	15,03,734
Ceylon (excluding Maldives)	86	77	26	14	4	7,242	5,463	1,513	1,007	520
Straits Settlements	170	43	54	236	1,369	6,637	2,414	2,046	7,679	30,365
Hongkong	110	15	5	169	1,565	2,623	405	231	3,367	32,014
Other British Possessions	13	23	27	9	5	1,914	2,239	1,636	1,052	397
TOTAL BRITISH EMPIRE	15,889	13,289	15,580	18,015	21,377	15,57,097	12,43,563	12,85,109	14,84,379	15,67,470
Germany	216	173	106	27	123	13,367	17,144	3,770	2,724	10,170
Netherlands	1,401	1,437	919	330	173	39,314	32,169	55,563	25,263	13,762
Belgium	364	903	1,029	1,412	314	31,727	46,061	66,304	99,649	44,223
France	411	262	331	33	35	31,759	16,357	25,673	7,741	4,232
Portugal (including Azores and Madeira)	67	3,743
Switzerland	1,910	1,625	436	537	39	1,55,521	1,45,397	29,367	33,212	7,741
Italy (including Rome)	139	173	119	165	113	22,153	19,632	14,027	19,494	11,641
Japan	337	631	1,034	2,009	3,321	43,543	39,131	42,245	64,693	1,24,314
Egypt	115	41	6,193	1,727	20	119	44
United States of America— Via Atlantic Coast	261	102	10	66	67	22,713	10,095	1,465	3,500	3,451
" Pacific "	23	36	..	7	9	2,757	3,153	..	559	533
Other Foreign Countries	44	29	14	36	73	4,161	2,051	936	3,193	5,293
TOTAL FOREIGN COUNTRIES	6,033	5,471	4,043	4,772	5,323	4,42,371	3,33,370	2,43,370	2,65,957	2,25,354
Share of Bengal	6,409	5,779	5,340	6,373	6,994	5,13,347	4,40,636	3,97,793	4,54,626	4,41,343
" Bombay	6,330	6,322	5,953	7,059	3,453	6,16,334	5,36,723	4,52,933	5,31,197	5,36,332
" Sind	4,223	3,992	3,520	4,069	4,465	4,12,307	3,36,339	3,07,631	3,43,973	3,66,779
" Madras	2,133	1,747	2,147	2,133	2,107	2,37,056	1,56,145	1,33,116	1,79,247	1,60,333
" Burma	2,323	1,012	2,169	2,533	3,173	2,39,934	95,565	1,24,094	1,74,634	2,37,531
TOTAL	21,977	18,760	19,623	22,737	27,200	19,99,363	16,25,933	15,30,479	17,49,436	17,52,324

ARTICLES, AND COUNTRIES OF CONSIGNMENT; ALSO SHARE OF EACH PROVINCE	QUANTITY					VALUE				
	1930-31	1931-32	1932-33	1933-34	1934-35	1930-31	1931-32	1932-33	1933-34	1934-35
Provisions and Oilman's stores—continued										
<i>Farinaceous and pulse foods</i>										
<i>Farinaceous foods in bulk (L. E.)</i>	<i>Cwts.</i>	<i>Cwts.</i>	<i>Cwts.</i>	<i>Cwts.</i>	<i>Cwts.</i>					
United Kingdom (including Channel Islands)	74	501	9,454	8,918	805	2,607	5,902	76,435	26,707	2,832
Ceylon (excluding Maldives)	1,068	1,561	446	..	9	10,892	11,797	2,531	2	9
Straits Settlements	230,096	205,414	197,723	217,013	254,573	23,92,526	19,12,024	15,32,512	15,21,978	18,81,644
Federated Malay States	85	..	9	62	619	674	..	58	475	5,295
Hongkong	23,982	30,181	24,502	22,495	30,872	8,58,351	5,26,724	4,89,349	5,56,922	6,87,246
Other British Possessions	172	25	..	50	..	1,447	223	..	1,704	11
TOTAL BRITISH EMPIRE	260,477	237,683	232,231	243,538	286,338	32,65,997	21,57,870	21,07,882	21,07,878	25,27,184
Germany	969	851	2,040	4,098	2,733	8,322	6,869	21,225	21,363	18,306
Netherlands	1,080	1,575	871	560	80	10,272	12,271	7,088	3,942	298
Java	27,251	54,746	65,922	34,433	42,939	2,53,796	4,75,081	4,19,753	2,28,921	2,81,942
China (exclusive of Hongkong and Macao)	2,717	3,125	2,952	2,819	2,636	86,041	58,125	50,674	46,816	43,311
Other Foreign Countries	65	395	672	279	..	747	2,210	2,192	1,765	..
TOTAL FOREIGN COUNTRIES	33,043	60,723	73,458	42,189	40,408	3,59,259	5,55,166	5,03,932	3,02,307	2,48,617
<i>Share of Bengal</i>	<i>137,160</i>	<i>145,244</i>	<i>169,212</i>	<i>146,289</i>	<i>146,940</i>	<i>13,27,202</i>	<i>12,90,216</i>	<i>16,46,542</i>	<i>9,19,216</i>	<i>9,43,665</i>
<i>Bombay</i>	<i>59,221</i>	<i>66,549</i>	<i>71,097</i>	<i>59,252</i>	<i>32,212</i>	<i>6,25,462</i>	<i>6,56,222</i>	<i>6,06,652</i>	<i>4,57,227</i>	<i>6,92,562</i>
<i>Sind</i>	<i>892</i>	<i>253</i>	<i>1,316</i>	<i>1,275</i>	<i>902</i>	<i>6,979</i>	<i>7,234</i>	<i>19,227</i>	<i>9,252</i>	<i>7,719</i>
<i>Madras</i>	<i>21,694</i>	<i>22,764</i>	<i>24,372</i>	<i>23,291</i>	<i>39,273</i>	<i>2,24,251</i>	<i>2,92,227</i>	<i>2,54,256</i>	<i>2,42,716</i>	<i>2,16,248</i>
<i>Burma</i>	<i>62,943</i>	<i>52,394</i>	<i>49,022</i>	<i>59,775</i>	<i>65,712</i>	<i>12,71,270</i>	<i>7,55,117</i>	<i>6,92,236</i>	<i>7,29,974</i>	<i>9,15,418</i>
TOTAL	293,520	298,404	306,079	285,722	326,746	26,25,256	20,12,326	26,11,814	24,10,135	28,71,001
Milk foods for infants and invalids (wholly or mainly milk) (L. E.)										
United Kingdom (including Channel Islands)	11,686	10,041	8,447	8,927	7,178	23,12,225	19,79,016	16,02,106	14,32,521	11,62,116
Ceylon (excluding Maldives)	6	27	40	2	..	1,245	5,819	5,808	248	84
Straits Settlements	30	17	7,172	4,042
Commonwealth of Australia	996	1,187	1,232	1,154	1,454	2,07,308	2,27,152	2,06,902	1,09,206	1,62,622
New Zealand	16	1,457	267	1,022	58,429	15,224
Other British Possessions	1	8	19	58	..
TOTAL BRITISH EMPIRE	12,718	11,272	9,735	11,541	8,999	25,24,061	22,26,626	18,15,945	16,00,632	13,46,067
Switzerland	129	27	28	17	19	19,144	4,222	4,901	2,256	2,369
United States of America—										
<i>Pis Atlantic Coast</i>	<i>473</i>	<i>473</i>	<i>473</i>	<i>224</i>	<i>123</i>	<i>63,842</i>	<i>66,982</i>	<i>63,277</i>	<i>23,595</i>	<i>17,712</i>
<i>Pacific</i>	<i>2</i>	<i>6</i>	<i>..</i>	<i>13</i>	<i>9</i>	<i>496</i>	<i>867</i>	<i>..</i>	<i>1,570</i>	<i>284</i>
Other Foreign Countries	50	56	71	172	27	2,450	5,422	4,975	8,244	1,189
TOTAL FOREIGN COUNTRIES	260	572	522	469	175	86,122	77,585	72,158	40,865	21,654
<i>Share of Bengal</i>	<i>4,404</i>	<i>4,442</i>	<i>2,525</i>	<i>4,122</i>	<i>4,079</i>	<i>6,22,624</i>	<i>7,90,269</i>	<i>5,62,127</i>	<i>5,26,724</i>	<i>5,42,194</i>
<i>Bombay</i>	<i>1,725</i>	<i>1,220</i>	<i>1,353</i>	<i>2,221</i>	<i>2,064</i>	<i>2,21,792</i>	<i>2,42,624</i>	<i>2,19,620</i>	<i>2,14,406</i>	<i>2,66,196</i>
<i>Sind</i>	<i>620</i>	<i>672</i>	<i>793</i>	<i>427</i>	<i>222</i>	<i>1,41,620</i>	<i>1,26,246</i>	<i>1,26,542</i>	<i>1,02,165</i>	<i>99,296</i>
<i>Madras</i>	<i>2,722</i>	<i>2,322</i>	<i>2,615</i>	<i>2,529</i>	<i>1,572</i>	<i>2,27,906</i>	<i>6,97,414</i>	<i>5,22,240</i>	<i>4,25,262</i>	<i>2,27,062</i>
<i>Burma</i>	<i>2,227</i>	<i>2,114</i>	<i>2,041</i>	<i>1,292</i>	<i>1,069</i>	<i>6,66,112</i>	<i>4,42,906</i>	<i>4,26,969</i>	<i>2,66,221</i>	<i>1,72,265</i>
TOTAL	12,878	11,844	10,217	12,027	9,174	26,20,194	22,04,212	18,99,098	16,41,497	12,67,711

No. 10—continued

ARTICLES, AND COUNTRIES OF CONSIGNMENT; ALSO SHARE OF EACH PROVINCE	QUANTITY					VALUE				
	1930-31	1931-32	1932-33	1933-34	1934-35	1930-31	1931-32	1932-33	1933-34	1934-35
<i>Provisions and Oilman's stores— continued</i>										
<i>Farinaceous and patent foods— continued</i>										
Other sorts (L. E.—						R	R	R	R	R
	Owts.	Owts.	Owts.	Owts.	Owts.					
United Kingdom (including Channel Islands)	19,629	17,148	18,086	25,066	26,114	15,72,314	14,51,719	13,28,997	20,40,680	22,15,241
Straits Settlements.	1,107	519	9	10	53	26,082	12,039	260	427	1,228
Canada— Via Atlantic Coast	2,267	5,751	7,970	93,518	2,16,137	2,81,423
" Pacific "	18	682	25	..
Commonwealth of Australia	148	162	4,748	8,705
Other British Possessions	122	118	164	23	23	1,747	4,890	5,809	870	2,122
TOTAL BRITISH EMPIRE	20,855	17,785	20,494	31,018	34,327	16,00,143	14,68,648	14,28,666	22,62,887	25,08,719
Denmark	5	..	13	62	179	195	..	498	1,969	5,528
Italy (including Fiume)	64	138	251	805	1,230	1,724	3,850	7,096	19,919	29,935
United States of America— Via Atlantic Coast	15,147	8,760	5,870	7,014	6,648	8,68,777	4,17,625	3,15,172	3,84,118	2,89,494
" Pacific "	21	3	17	57	39	1,028	223	936	2,467	1,971
Other Foreign Countries	58	291	302	381	382	2,125	4,426	4,921	9,280	11,731
TOTAL FOREIGN COUNTRIES	15,295	9,192	6,458	8,319	8,478	6,73,844	4,28,124	3,28,628	3,67,758	3,38,659
<i>Share of Bengal</i>	<i>12,105</i>	<i>9,923</i>	<i>9,043</i>	<i>15,149</i>	<i>17,161</i>	<i>6,44,239</i>	<i>5,71,156</i>	<i>4,63,808</i>	<i>3,42,904</i>	<i>9,87,776</i>
" Bombay	6,543	1,124	2,611	6,746	7,511	2,25,403	95,516	1,95,930	5,04,769	4,92,320
" Sind	3,004	5,923	6,358	7,396	7,750	3,96,446	3,16,015	3,44,712	3,67,626	3,82,747
" Madras	3,166	7,127	6,326	7,248	7,717	7,57,861	7,01,522	5,78,017	7,10,491	7,67,283
" Burma	3,327	2,315	2,113	2,898	2,666	2,52,928	2,10,563	1,69,772	2,04,350	2,17,252
TOTAL	36,150	26,977	26,947	40,237	42,805	22,73,987	18,94,772	17,57,293	26,30,640	28,47,378
<i>Total Farinaceous and patent foods—</i>	<i>Owts.</i>	<i>Owts.</i>	<i>Owts.</i>	<i>Owts.</i>	<i>Owts.</i>					
United Kingdom (including Channel Islands)	31,286	27,690	35,937	38,826	38,558	38,93,256	34,36,637	30,07,435	34,99,998	33,80,179
Ceylon (excluding Maldives)	1,086	1,595	500	10	15	11,377	18,149	9,442	501	234
Straits Settlements	231,228	205,950	197,732	217,023	254,625	24,25,781	19,39,703	15,39,772	15,22,405	18,82,374
Federated Malay States	85	..	6	62	619	674	..	58	475	5,395
Hongkong	28,992	30,189	24,594	22,506	30,875	3,58,512	5,26,950	4,89,373	5,57,238	6,37,306
Canada— Via Atlantic Coast	2,267	5,801	7,970	93,518	2,17,841	2,81,423
" Pacific "	18	682	25	..
Commonwealth of Australia	1,268	1,301	1,853	1,302	1,616	2,10,093	2,40,944	2,10,412	1,14,014	1,77,328
New Zealand	..	3	20	1,461	386	..	39	..	53,791	17,208
Other British Possessions	..	11	23	1	..	8	526	1,601	109	18
TOTAL BRITISH EMPIRE	294,050	266,739	262,450	286,992	329,664	74,00,201	61,52,951	53,52,493	59,71,397	63,31,960
Denmark	5	13	14	62	182	195	234	739	1,969	5,675
Norway	14	5	7	1	..	1,125	237	471	67	..
Germany	991	967	3,154	4,273	3,821	9,092	10,292	22,623	23,233	22,706
Netherlands	1,031	1,673	921	740	165	10,458	18,667	10,003	6,077	2,558
Belgium	40	345	679	207	40	401	2,222	6,304	2,669	268
Switzerland	137	37	41	28	28	19,910	4,833	5,094	3,907	3,394
Italy (including Fiume)	64	139	251	805	1,230	1,724	4,152	7,096	19,919	29,935
Java	27,378	54,746	65,923	34,439	42,939	2,54,191	4,75,154	4,19,770	2,28,960	2,31,943
China (exclusive of Hong- kong and Macao)	3,717	3,301	2,982	2,331	2,740	86,041	58,502	51,251	46,592	44,253
United States of America— Via Atlantic Coast	15,027	9,238	6,467	7,422	6,774	7,32,720	4,84,007	3,79,465	3,63,475	3,07,206
" Pacific "	24	9	17	70	42	1,519	1,110	936	4,037	2,355
Other Foreign Countries	70	119	37	116	100	1,860	3,415	1,956	7,025	3,332
TOTAL FOREIGN COUNTRIES	48,993	70,486	80,493	50,094	58,061	11,19,236	10,58,875	9,05,708	7,10,925	7,04,130
<i>Share of Bengal</i>	<i>154,069</i>	<i>160,310</i>	<i>162,439</i>	<i>160,230</i>	<i>163,130</i>	<i>26,34,231</i>	<i>26,52,241</i>	<i>20,68,473</i>	<i>22,30,004</i>	<i>21,79,625</i>
" Bombay	65,914	63,963	75,031	69,539	92,338	12,39,697	9,97,422	10,22,362	12,77,102	14,52,057
" Sind	9,328	7,453	3,374	3,458	9,041	5,45,055	4,49,695	4,91,721	4,35,043	4,31,431
" Madras	43,643	43,376	43,333	44,068	43,668	18,30,118	17,03,323	13,36,713	13,79,058	13,64,931
" Burma	70,097	57,323	53,236	54,711	62,443	31,30,376	14,09,535	13,38,967	12,51,115	13,08,036
TOTAL	243,048	237,225	242,948	237,986	237,235	85,19,437	72,11,826	62,58,201	66,82,322	70,36,090

GENERAL IMPORTS

(344)

No. 10—continued

ARTICLES, AND COUNTRIES OF CONSIGNMENT; ALSO SHARE OF EACH PROVINCE	QUANTITY					VALUE				
	1930-31	1931-32	1932-33	1933-34	1934-35	1930-31	1931-32	1932-33	1933-34	1934-35
Provisions and Oilman's stores— continued										
Grain (I. E.)—	<i>Cwts.</i>	<i>Cwts.</i>	<i>Cwts.</i>	<i>Cwts.</i>	<i>Cwts.</i>	<i>Rs.</i>	<i>Rs.</i>	<i>Rs.</i>	<i>Rs.</i>	<i>Rs.</i>
Aden and Dependencies . . .	108	88	4	8,385	8,779	224
Straits Settlements . . .	184	19	2	8,474	1,530	227	11	..
Tanganyika Territory . . .	100	131	7,020	6,364	18
Other British Possessions . .	50	68	92	43	75	3,498	5,252	5,851	2,739	3,690
TOTAL BRITISH EMPIRE . . .	392	301	98	43	75	25,357	16,925	6,320	2,750	3,690
Mascat Territory and Trucial Oman . . .	72	620	243	109	4	5,294	30,368	11,298	5,164	1,255
Iraq	100	442	29	9	48	6,906	25,487	2,026	802	1,849
Iran	271	1,080	28	80	168	15,968	56,412	2,273	3,052	7,300
Other Foreign Countries . . .	29	32	48	35	40	1,498	1,871	3,123	2,158	847
TOTAL FOREIGN COUNTRIES . .	472	2,114	358	233	264	29,655	114,638	18,729	11,971	11,251
Share of Bengal	39	3	24	4	9	2,551	223	1,594	496	422
.. Bombay	239	776	178	132	76	26,294	61,444	7,725	7,758	3,999
.. Sind	294	1,618	267	125	212	17,221	72,290	15,624	6,783	8,633
.. Madras	122	17	4	..	12	2,223	1,122	226	..	546
.. Burma	3	6	5	9	29	568	393	456	225	1,454
TOTAL	864	2,415	455	276	329	55,012	1,21,557	25,059	14,621	14,911
Isinglass (I. E.)—	<i>Cwts.</i>	<i>Cwts.</i>	<i>Cwts.</i>	<i>Cwts.</i>	<i>Cwts.</i>					
United Kingdom (including Channel Islands) . . .	28	10	17	24	26	5,517	8,776	6,129	6,355	7,163
Straits Settlements	60	62	78	66	102	15,062	11,815	11,802	8,066	12,491
Hongkong	25	26	..	12	2	8,228	6,504	..	1,429	277
Other British Possessions . . .	5	1,350	..	3
TOTAL BRITISH EMPIRE	128	98	90	112	132	20,557	22,095	17,934	15,850	19,956
China (exclusive of Hongkong and Macao) . . .	24	29	6	3	2	9,922	21,297	1,121	376	245
Japan	401	244	802	224	746	92,242	59,046	1,24,620	32,274	80,906
Other Foreign Countries	4	4	3	422	3	57
TOTAL FOREIGN COUNTRIES . .	425	248	812	237	748	1,02,168	80,246	1,26,164	32,653	81,308
Share of Bengal	20	..	43	29	33	6,420	..	6,743	2,668	5,225
.. Bombay	279	267	666	166	223	63,308	68,389	92,622	19,022	46,472
.. Sind	23	22	22	6	14	6,997	5,004	6,439	1,279	1,544
.. Madras	26	12	8	7	6	3,519	3,327	1,865	1,202	1,522
.. Burma	204	129	257	200	429	46,893	31,461	42,649	24,306	46,219
TOTAL	568	441	1,002	399	380	1,22,708	1,02,441	1,54,118	48,493	1,01,204
Waxes and Jelutics (I. E.)—	<i>Cwts.</i>	<i>Cwts.</i>	<i>Cwts.</i>	<i>Cwts.</i>	<i>Cwts.</i>					
United Kingdom (including Channel Islands) . . .	9,913	6,451	8,950	12,004	11,966	4,54,982	2,95,285	2,40,822	4,69,022	4,66,310
Commonwealth of Australia . . .	3,205	2,272	2,503	4,354	5,150	1,57,108	90,098	89,918	1,48,133	1,70,194
Other British Possessions	22	9	72	49	180	1,854	1,019	2,788	2,626	3,408
TOTAL BRITISH EMPIRE	13,140	8,732	11,525	16,407	17,296	6,14,004	2,87,297	4,23,528	6,19,851	6,39,912
Netherlands	172	228	64	8	18	5,591	6,365	1,869	156	420
Other Foreign Countries	89	54	75	100	103	5,511	3,355	5,300	4,749	6,222
TOTAL FOREIGN COUNTRIES . .	261	282	139	108	201	11,092	9,740	7,169	4,905	7,242

No. 10—continued

ARTICLES, AND COUNTRIES OF CONSIGNMENT; ALSO SHARE OF EACH PROVINCE	QUANTITY					VALUE				
	1930-31	1931-32	1932-33	1933-34	1934-35	1930-31	1931-32	1932-33	1933-34	1934-35
						R	R	R	R	R
Provisions and Oilman's stores— continued										
<i>James and Jellies (J. H.)—contd.</i>	<i>Owts.</i>	<i>Owts.</i>	<i>Owts.</i>	<i>Owts.</i>	<i>Owts.</i>					
Share of Bengal	3,181	2,324	3,757	4,777	5,282	1,50,203	1,05,413	1,24,648	1,33,603	1,33,349
„ Bombay	3,271	468	1,584	4,502	4,779	1,35,474	13,789	56,781	1,57,046	1,59,177
„ Sind	3,107	2,486	2,686	3,183	2,334	1,45,130	1,11,716	1,14,431	1,25,607	1,34,721
„ Madras	1,985	1,962	1,933	2,504	2,378	82,639	82,965	73,707	94,320	84,931
„ Burma	1,847	1,820	1,705	1,603	1,839	91,540	83,149	71,130	63,791	68,933
TOTAL	13,491	9,080	11,064	16,574	17,502	6,25,086	3,97,037	4,40,697	6,24,755	6,46,154
Lard (L. H.)—	<i>Owts.</i>	<i>Owts.</i>	<i>Owts.</i>	<i>Owts.</i>	<i>Owts.</i>					
United Kingdom (including Channel Islands)	348	243	270	520	513	21,162	13,523	12,733	27,168	25,305
Hongkong	270	130	219	112	224	14,393	3,249	4,478	2,253	4,443
Other British Possessions	23	16	51	72	36	1,499	795	1,790	3,198	1,544
TOTAL BRITISH EMPIRE	746	394	540	704	773	37,054	17,567	19,001	32,619	31,297
TOTAL FOREIGN COUNTRIES	23	9	10	305	11	1,293	509	478	6,210	293
Share of Bengal	53	3	49	326	178	4,245	211	2,412	12,351	9,337
„ Bombay	21	15	42	122	66	1,362	366	2,163	5,172	3,037
„ Sind	33	17	18	49	62	2,867	1,936	1,253	3,342	3,322
„ Madras	1	14	29	23	25	75	406	793	1,501	1,603
„ Burma	651	354	413	489	453	29,398	14,657	12,353	15,923	[12,720
TOTAL	769	408	550	1,009	784	38,347	18,076	19,479	38,329	31,590
Milk, condensed and preserv- ed, including milk cream (L. H.)—	<i>Owts.</i>	<i>Owts.</i>	<i>Owts.</i>	<i>Owts.</i>	<i>Owts.</i>					
United Kingdom (including Channel Islands)	53,691	19,737	20,820	39,154	55,622	25,71,822	9,45,348	6,17,321	14,45,568	22,44,705
Ceylon (excluding Maldives)	155	193	19	3	9	7,132	10,311	1,065	221	259
Straits Settlements	306	697	317	361	625	13,759	33,004	7,990	10,430	17,902
Hongkong	1	..	194	..	194	17	..	5,423	27	3,719
Zanzibar and Pemba	352	65	19	22,149	3,764	1,093
Canada— Via Atlantic Coast	9	28	1	1,402	..	308	815	23	33,971	..
„ Pacific „	333	1,055	553	1,093	..	8,657	31,173	21,032	27,143
Commonwealth of Australia New Zealand	2	9,335	18,663	15,904	2,473	340	5,25,867	3,92,106	6,73,790	1,00,043
Other British Possessions	14	9	29	34	1,997	456	331	1,129	1,165	79,549
Other British Possessions	32	16	7	17	226	2,309	611	297	633	7,053
TOTAL BRITISH EMPIRE	54,612	29,416	41,024	57,733	62,244	26,18,342	15,29,223	15,57,623	21,91,937	24,30,333
Norway	14,972	5,404	10,636	444	155	8,53,197	2,98,540	7,45,331	15,984	5,315
Denmark	3,649	9,568	11,455	11,511	9,790	2,95,932	2,97,656	3,65,047	3,33,241	2,30,969
Germany	308	922	219	144	114	14,034	26,332	3,096	3,900	3,233
Netherlands	126,125	88,157	72,173	83,523	94,113	30,41,539	20,30,071	16,72,339	17,14,695	17,73,193
Belgium	87	103	136	1	..	3,080	3,067	6,051	110	37
France	4,298	2,171	234	3	1	2,17,496	92,974	10,913	330	119
Switzerland	9,635	31,179	9,764	170	22	4,99,953	10,12,332	2,30,333	6,623	1,172
Italy (including Fiume)	2,693	15,533	16,261	16,434	11,204	71,561	3,17,923	2,34,033	2,11,900	1,45,061
Japan	41	4	93	632	1,677	3,142	413	3,037	15,176	33,999
United States of America— Via Atlantic Coast	2,517	1,942	1,007	1,066	930	1,39,454	1,08,693	63,997	53,362	31,543
„ Pacific „	2,320	407	273	49	345	1,01,593	12,253	11,320	1,064	26,559
Other Foreign Countries	91	59	47	91	12	5,475	3,160	1,530	2,172	373
TOTAL FOREIGN COUNTRIES	172,241	155,509	131,303	114,137	1,18,693	52,36,441	42,03,474	33,52,472	23,59,065	23,56,593

ARTICLES, AND COUNTRIES OF CONSIGNMENT; ALSO SHARE OF EACH PROVINCE	QUANTITY					VALUE				
	1930-31	1931-32	1932-33	1933-34	1934-35	1930-31	1931-32	1932-33	1933-34	1934-35
Provisions and Oilman's stores—continued										
<i>Milk, condensed and preserved including milk cream (I. E.)—continued</i>	Cwts.	Cwts.	Cwts.	Cwts.	Cwts.	Rs.	Rs.	Rs.	Rs.	Rs.
Share of Bengal	33,509	31,707	33,162	30,018	39,502	11,03,344	8,98,122	6,74,337	6,00,989	6,91,331
„ Bombay	4,479	4,022	4,222	3,317	7,452	2,42,013	1,63,221	1,33,409	2,70,439	3,06,114
„ Sind	6,322	6,026	5,963	6,610	2,924	2,02,265	1,36,674	95,407	1,22,697	29,724
„ Madras	17,373	14,323	13,761	13,339	16,722	8,64,307	6,47,250	5,21,135	5,02,352	6,25,690
„ Burma	159,728	181,323	197,615	126,635	183,228	53,17,066	48,36,322	25,80,239	31,45,666	31,63,271
TOTAL	236,853	185,925	173,382	171,870	180,942	78,54,783	57,82,702	49,10,190	45,61,052	48,38,976
Pickles, Chutnies, Sauces, and Condiments (I. E.)—	Cwts.	Cwts.	Cwts.	Cwts.	Cwts.					
United Kingdom (including Channel Islands)	3,045	3,023	3,316	5,732	5,304	8,23,747	8,27,967	3,02,559	5,10,606	4,92,171
Straits Settlements	501	454	550	551	706	17,454	14,175	11,459	10,537	16,013
Hongkong	412	370	500	996	1,326	21,241	14,829	21,706	38,743	49,349
Commonwealth of Australia	84	370	4,376	10,163
Canada— Via Atlantic Coast	17	531	584	1,002	31,128	32,391
„ Pacific „	6	1	461
Other British Possessions	288	194	183	617	24	2,737	2,008	1,738	2,328	291
TOTAL BRITISH EMPIRE	4,252	4,044	5,180	8,511	8,320	2,65,229	2,59,069	2,90,494	5,09,269	6,01,623
China (exclusive of Hongkong and Macao)	794	565	222	272	203	22,209	22,416	15,747	18,419	27,936
United States of America— Via Atlantic Coast	240	180	15	263	691	22,205	11,050	2,631	22,229	45,768
„ Pacific „	30	14	34	27	72	1,163	642	2,177	1,696	2,733
Other Foreign Countries	56	58	131	220	227	2,526	2,147	5,024	9,547	11,760
TOTAL FOREIGN COUNTRIES	1,120	797	502	782	1,294	75,713	48,255	27,489	52,458	88,194
Share of Bengal	229	780	1,279	2,432	2,221	77,926	31,371	1,12,028	1,38,793	2,21,233
„ Bombay	354	347	755	1,429	1,093	41,220	45,769	74,464	1,32,616	1,60,354
„ Sind	1,316	1,227	1,233	1,679	2,100	1,45,297	1,25,051	1,14,254	1,40,165	1,62,152
„ Madras	590	469	624	1,251	623	22,241	22,222	36,220	29,946	56,232
„ Burma	2,253	1,922	1,245	2,442	2,907	1,42,152	1,26,227	29,227	1,30,207	1,49,451
TOTAL	5,272	4,811	5,742	9,208	9,014	4,40,942	4,07,814	4,26,908	6,51,727	6,90,022
Vinegar (excluding bottled vinegar) (I. E.)—	Gals.	Gals.	Gals.	Gals.	Gals.					
United Kingdom (including Channel Islands)	13,110	17,627	16,528	16,777	12,563	16,206	20,773	18,248	18,578	16,898
Other British Possessions	765	737	562	685	1,201	1,027	962	704	806	1,519
TOTAL BRITISH EMPIRE	13,875	18,364	17,090	17,462	14,064	17,233	21,735	18,952	19,382	18,417
TOTAL FOREIGN COUNTRIES	2,816	1,952	3,468	2,961	2,383	4,927	2,707	3,427	3,229	2,526
Share of Bengal	3,374	5,297	4,622	4,306	2,765	6,273	7,116	5,221	4,796	2,945
„ Bombay	5,155	5,991	4,720	5,396	4,671	6,012	6,222	5,694	6,226	6,092
„ Sind	2,080	4,073	3,464	4,422	2,417	2,254	4,202	3,222	4,312	2,792
„ Madras	3,977	3,407	4,222	4,101	3,997	4,222	3,995	4,622	4,227	4,766
„ Burma	1,606	1,622	2,264	2,122	2,627	2,642	2,242	2,222	2,622	2,341
TOTAL	16,691	20,316	19,558	20,422	16,447	22,220	24,442	22,270	22,611	20,042
Other sorts of provisions (I. E.)—	Cwts.	Cwts.	Cwts.	Cwts.	Cwts.					
United Kingdom (including Channel Islands)	12,819	13,614	12,480	10,248	12,705	7,92,466	7,71,205	7,01,170	7,02,102	8,76,227
Ceylon (excluding Maldives)	1,121	1,058	2,401	2,726	2,259	64,200	59,042	85,222	22,722	19,497

No. 10—continued

ARTICLES AND COUNTRIES OF CONSIGNMENT; ALSO SHARE OF EACH PROVINCE	QUANTITY					VALUE				
	1930-31	1931-32	1932-33	1933-34	1934-35	1930-31	1931-32	1932-33	1933-34	1934-35
Provisions and Oilman's stores— continued						R	R	R	R	£
<i>Other sorts of provisions (J. E)—continued</i>	Cwts.	Cwts.	Cwts.	Cwts.	Cwts.					
Straits Settlements	1,271	1,228	944	939	768	68,098	59,129	88,858	27,108	31,095
Hongkong	8,852	8,008	2,082	1,880	2,720	1,12,108	72,965	53,164	28,597	57,541
Canada—										
Via Atlantic Coast	12	25	80	99	122	1,088	2,098	541	5,435	5,387
" Pacific "	"	"	"	7	10	"	"	20	394	407
Commonwealth of Australia	259	673	1,116	834	3,361	11,698	19,539	27,825	38,683	90,548
Other British Possessions	34	107	52	108	111	2,352	4,370	2,449	4,146	4,950
TOTAL BRITISH EMPIRE	18,878	19,711	20,195	16,841	23,245	10,58,668	9,88,049	8,54,848	8,34,197	10,86,312
Sweden	860	4	10	10	48	10,273	440	552	350	2,380
Norway	1,418	704	897	1	4	39,756	17,481	8,437	77	558
Denmark	2,018	18,740	83,098	4,519	1,085	54,872	4,08,301	6,68,079	78,518	15,819
Germany	269	427	1,787	4,899	1,236	14,898	32,021	47,218	79,758	33,239
Netherlands	1,819	2,763	3,207	866	1,201	50,983	32,840	47,921	15,647	22,330
Belgium	355	488	4,165	3,300	4,774	8,082	10,664	73,362	46,973	80,307
France	2,705	1,099	502	524	1,921	56,051	36,289	24,256	22,186	49,985
Switzerland	77	118	51	25	129	6,408	8,741	3,540	2,416	11,000
Italy (including Fiume)	639	878	1,460	1,131	1,015	24,012	43,812	35,142	32,686	28,562
Czechoslovakia	64	2,005	4	147	6	786	30,189	207	1,743	270
China (exclusive of Hong- kong and Macao)	2,005	1,005	1,113	1,029	1,410	47,132	46,253	43,178	32,118	31,057
Philippines	"	"	18	396	945	"	"	738	7,245	19,357
Japan	612	798	8,213	15,553	642	25,805	26,603	1,25,453	2,03,613	14,294
United States of America—										
Via Atlantic Coast	11,837	2,108	1,753	640	902	2,40,611	86,133	69,491	35,819	55,805
" Pacific "	240	327	624	14	42	12,071	10,559	16,310	802	2,422
Other Foreign Countries	481	306	394	57	90	11,280	10,487	6,877	2,580	2,548
TOTAL FOREIGN COUNTRIES	24,899	33,267	56,791	33,111	15,430	6,02,970	7,96,113	11,71,252	5,62,630	3,75,989
Share of Bengal	14,288	15,151	13,922	4,353	3,009	5,56,709	6,84,511	5,13,589	2,17,739	3,03,094
" Bombay	11,494	24,327	50,039	34,265	15,965	3,92,755	6,57,649	11,04,035	8,09,527	6,79,256
" Sind	1,315	1,189	1,175	1,657	1,901	77,767	86,166	54,038	1,01,243	1,10,470
" Madras	9,389	5,734	7,916	4,894	5,104	2,91,094	1,98,506	1,67,636	1,28,195	1,24,588
" Burma	6,691	6,577	4,864	4,273	7,696	3,08,307	2,60,241	1,85,323	1,36,518	2,44,845
TOTAL	43,777	52,978	76,986	49,952	38,675	16,56,633	17,85,062	20,25,600	13,96,827	14,62,251
Total value of Provisions and Oilman's stores—										
United Kingdom (including Channel Islands)	—	—	—	—	—	1,94,35,860	1,51,20,896	1,39,97,278	1,51,33,123	1,00,58,472
Irish Free State*	—	—	—	—	—	—	—	—	10,420	44,773
Palestine	—	—	—	—	—	14,540	32,356	56,362	42,838	54,707
Aden and Dependences	—	—	—	—	—	8,009	7,290	2,768	946	2,040
Ceylon (excluding Maldives)	—	—	—	—	—	1,29,422	1,29,869	66,679	39,821	43,426
Straits Settlements	—	—	—	—	—	31,56,783	24,48,130	19,95,190	19,63,166	25,16,045
Federated Malay States	—	—	—	—	—	10,598	320	842	1,197	8,275
Hongkong	—	—	—	—	—	12,25,949	7,59,819	6,70,410	7,55,948	9,70,125
Union of South Africa	—	—	—	—	—	31,193	39,628	29,238	31,477	36,367
Zanzibar and Pemba	—	—	—	—	—	25,455	5,171	1,826	1,153	12
Kenya Colony	—	—	—	—	—	16,860	9,716	16,537	17,085	12,174
Tanganyika Territory	—	—	—	—	—	7,138	7,264	423	1,583	236
Canada—										
Via Atlantic Coast	—	—	—	—	—	7,639	17,690	1,14,573	3,23,358	3,55,414
" Pacific "	—	—	—	—	—	93,984	58,330	1,04,016	69,667	1,11,219
Commonwealth of Australia	—	—	—	—	—	8,75,710	13,13,671	12,27,666	16,19,307	11,77,372
New Zealand	—	—	—	—	—	1,32,432	96,414	75,155	1,27,328	1,02,806
Other British Possessions	—	—	—	—	—	5,363	5,910	4,043	4,327	2,357
TOTAL BRITISH EMPIRE	—	—	—	—	—	2,51,79,894	2,00,56,754	1,89,33,045	2,01,42,034	2,15,85,520

* Separately shown from 1933-34.

ARTICLES, AND COUNTRIES OF CONSIGNMENT; ALSO SHARE OF EACH PROVINCE	QUANTITY					VALUE				
	1930-31	1931-32	1932-33	1933-34	1934-35	1930-31	1931-32	1932-33	1933-34	1934-35
Provisions and Oilman's stores— concluded						R	R	R	R	R
Total value of Provisions and Oilman's stores—continued										
U. S. & R.—										
Northern	—	—	—	—	—	1,118	629	6,252	3,442	7,514
Southern	—	—	—	—	—	4,188	700
Pacific Ports (in Asia)	—	—	—	—	—	499	..
Sweden	—	—	—	—	—	18,041	4,757	2,019	6,837	9,496
Norway	—	—	—	—	—	9,83,412	3,48,966	3,26,109	1,05,824	69,613
Denmark	—	—	—	—	—	7,17,343	12,25,449	13,30,341	6,37,454	5,36,070
Germany	—	—	—	—	—	9,66,104	6,07,208	2,79,655	2,04,005	1,48,087
Netherlands	—	—	—	—	—	1,26,61,164	57,02,039	34,66,596	24,06,946	25,52,370
Belgium	—	—	—	—	—	12,55,902	4,35,827	3,71,608	3,22,110	2,37,120
France	—	—	—	—	—	3,07,436	5,62,377	3,04,121	2,30,591	2,79,234
Spain	—	—	—	—	—	3,369	3,105	2,623	3,768	3,122
Portugal (including Azores and Madeira)	—	—	—	—	—	43,927	5,563	46,200	20,957	37,734
Switzerland	—	—	—	—	—	9,16,976	13,59,723	3,78,517	1,53,653	1,45,931
Italy (including Fiume)	—	—	—	—	—	2,32,595	5,31,852	4,67,039	4,53,659	4,05,614
Austria	—	—	—	—	—	8,588	5,931	14,630	10,214	6,340
Czechoslovakia	—	—	—	—	—	333	45,277	5,933	4,016	12,905
Mascat Territory and Trucial Oman	—	—	—	—	—	6,895	32,020	12,039	7,023	2,645
Iraq	—	—	—	—	—	17,033	32,044	7,357	3,354	11,523
Iran	—	—	—	—	—	19,590	60,223	4,437	6,393	10,591
Java	—	—	—	—	—	2,60,711	4,79,468	4,23,336	2,30,598	2,32,343
Philippines	—	—	—	—	—	8,264	5,537	1,920	16,323	24,557
China (exclusive of Hongkong and Macao)	—	—	—	—	—	2,98,424	2,25,534	1,70,361	1,54,346	1,55,057
Japan	—	—	—	—	—	2,06,573	1,52,275	2,60,632	5,69,561	7,99,620
Egypt	—	—	—	—	—	15,233	6,949	4,437	1,102	3,126
Portuguese East Africa	—	—	—	—	—	6,415	3,030	301	146	69
United States of America—										
Via Atlantic Coast	—	—	—	—	—	13,70,333	13,04,501	3,29,540	6,76,431	7,03,463
" Pacific "	—	—	—	—	—	21,71,161	9,05,899	10,20,957	6,93,254	3,08,503
Uruguay	—	—	—	—	—	15,433	303	130
Argentine Republic (including the Atlantic Coast of Patagonia)	—	—	—	—	—	17,931	11,951	6,009	17,042	10,051
Other Foreign Countries	—	—	—	—	—	11,443	10,330	11,151	13,152	9,933
TOTAL FOREIGN COUNTRIES	—	—	—	—	—	2,36,01,642	1,40,69,512	1,03,54,330	70,13,853	73,19,501
Share of Bengal	—	—	—	—	—	1,13,57,023	36,93,743	70,40,130	69,69,317	74,99,574
" Bombay	—	—	—	—	—	1,05,93,973	74,31,734	63,34,301	60,34,543	61,30,343
" Sind	—	—	—	—	—	64,17,333	33,95,633	30,03,434	30,94,122	32,51,363
" Madras	—	—	—	—	—	71,93,419	66,10,591	42,30,036	40,51,915	43,74,266
" Burma	—	—	—	—	—	1,32,05,133	37,44,571	30,74,464	70,15,435	77,00,170
TOTAL	—	—	—	—	—	4,37,73,536	3,41,26,236	2,92,37,375	2,71,55,367	2,30,05,621
Rubber—										
Russ (H. S.)—	Lbs.	Lbs.	Lbs.	Lbs.	Lbs.					
United Kingdom (including Channel Islands)	8	4,537	142,419	9	1,314	33,232	..
Ceylon (excluding Maldives)	175,599	234,833	193,633	336,354	1,035,733	1,11,107	96,753	33,396	1,90,313	3,03,347
Strait Settlements	47,393	160,112	151,294	703,514	366,400	39,410	30,609	20,325	1,42,442	1,23,303
Federated Malay States	44,300	11,200	24,640	4,200	1,739	7,714
Other British Possessions	5,600	1,739
TOTAL BRITISH EMPIRE	223,494	445,003	399,269	1,748,437	1,452,423	1,40,526	1,27,371	59,735	3,07,731	4,41,623
Java	35,173	274,340	7,336	1,04,239
Japan	11,200	56,000	111	1,232	..	2,151	10,466	21	300
Other Foreign Countries	7,133	1,403	..
TOTAL FOREIGN COUNTRIES	11,200	56,000	42,437	276,072	..	2,151	10,466	3,360	1,04,739

No. 10—continued

ARTICLES, AND COUNTRIES OF CONSIGNMENT; ALSO SHARE OF EACH PROVINCE	QUANTITY					VALUE				
	1930-31	1931-32	1932-33	1933-34	1934-35	1930-31	1931-32	1932-33	1933-34	1934-35
Rubber—continued										
Raw (H. J)—continued	Lbs.	Lbs.	Lbs.	Lbs.	Lbs.	R	R	R	R	R
Share of Bengal	79,708	330,165	3,57,152	1,314,693	1,272,234	46,014	48,401	50,523	2,70,057	4,01,631
" Bombay	138,533	203,408	30,955	435,995	444,891	39,957	74,315	16,917	97,094	1,40,118
" Sind	2,302	11,088	6,797	40,287	11,270	2,954	3,921	896	2,480	4,663
" Madras	359	4,038	89	599	1,485	11
" Burma	2,801	2,808	10,366	1,002	840	2,354
TOTAL	223,494	456,203	455,260	1,790,944	1,728,495	1,40,526	1,29,522	70,201	8,76,631	5,46,412
Manufactures—										
Pneumatic motor covers (III. N)—	No.	No.	No.	No.	No.					
United Kingdom (including Channel Islands)	81,134	87,109	107,523	197,411	228,621	37,08,086	30,78,890	44,90,766	70,80,739	87,39,335
Ceylon (excluding Maldives)	424	1,298	492	1,046	464	17,171	48,806	15,882	32,403	12,768
Straits Settlements	2,513	957	1,139	310	160	95,582	31,327	37,706	10,909	7,664
Federated Malay States	410	6	22,597	207
Canada—										
Via Atlantic Coast	54,776	23,924	11,546	21,022	12,272	20,27,998	7,55,106	4,88,245	6,52,899	4,12,206
" Pacific "	95	20	861	607	..	2,805	310	37,301	23,724	..
Commonwealth of Australia	712	557	3	20,040	15,052	61
Other British Possessions	320	52	..	2	24	8,939	1,310	..	56	551
TOTAL BRITISH EMPIRE	140,974	114,327	121,512	220,398	241,544	58,75,617	39,52,858	50,10,107	78,00,320	91,72,575
Germany	31,193	17,723	16,141	9,501	14,815	17,12,452	7,89,133	8,08,007	3,96,322	6,72,390
Belgium	4,594	816	5,954	3,612	5,808	1,49,875	36,194	2,69,586	1,24,027	2,30,139
France	19,803	22,683	15,214	7,309	1,842	6,46,409	7,54,320	6,10,043	3,00,149	73,138
Italy (including Fiume)	28,004	30,416	32,245	10,521	2,643	18,42,500	12,46,039	12,84,632	3,75,391	1,26,922
Czechoslovakia	17	543	400	16,558
Turkey, European	440	18,004
Iraq	403	12,399
Iran	955	271	163	135	..	46,163	30,856	4,769	4,395	..
Java	1,447	382	171	..	50	39,314	12,783	4,472	..	1,034
Siam	629	26	..	26	..	12,818	1,039	..	421	..
Japan	892	1,907	18,130	22,313	21,447	41,173	43,561	4,33,981	6,93,539	6,37,168
United States of America—										
Via Atlantic Coast	140,413	157,745	88,486	36,020	36,662	68,82,908	65,57,761	33,70,112	15,53,497	14,17,779
" Pacific "	254	1,337	3,399	1,357	931	5,751	47,419	1,73,803	73,036	30,467
Other Foreign Countries	448	403	106	43	132	11,704	11,109	3,910	1,124	10,645
TOTAL FOREIGN COUNTRIES	229,476	233,799	170,243	90,904	85,938	1,09,21,960	95,30,214	75,63,315	35,32,301	32,72,188
Share of Bengal	63,519	61,473	59,639	54,107	63,308	26,33,137	29,73,589	20,04,466	18,10,673	21,25,561
" Bombay	133,133	97,563	109,001	113,606	125,513	54,72,638	36,33,956	45,25,903	33,79,726	43,49,456
" Sind	82,910	99,368	59,909	55,991	43,215	42,45,488	42,69,114	27,02,454	25,82,440	25,72,165
" Madras	73,147	79,358	66,409	64,120	65,393	31,65,362	25,05,430	23,73,124	22,57,724	25,57,123
" Burma	23,740	23,464	24,311	23,473	24,440	12,72,402	19,00,933	9,61,475	3,02,053	3,29,453
TOTAL	370,449	348,126	291,760	311,302	327,477	1,67,97,577	1,84,83,072	1,25,73,422	1,13,32,621	1,24,44,763
Pneumatic motor tubes (III. N)—	No.	No.	No.	No.	No.					
United Kingdom (including Channel Islands)	106,534	92,646	106,944	205,810	248,840	7,63,385	5,07,117	6,57,383	11,04,531	12,65,573
Ceylon (excluding Maldives)	706	605	1,340	411	310	8,591	5,079	8,451	2,695	1,715
Straits Settlements	787	431	609	284	192	6,498	2,151	3,311	1,392	435
Canada—										
Via Atlantic Coast	58,123	20,960	10,524	13,373	3,304	4,14,075	1,05,371	67,274	73,496	17,205
" Pacific "	110	..	744	425	..	504	..	4,989	2,738	..
Other British Possessions	831	189	..	2	156	4,739	939	..	3	1,113
TOTAL BRITISH EMPIRE	162,001	114,891	120,261	220,810	252,811	12,02,792	6,21,187	7,41,408	11,89,800	13,35,941

ARTICLES, AND COUNTRIES OF CONSIGNMENT; ALSO SHARE OF EACH PROVINCE	QUANTITY					VALUE				
	1930-31	1931-32	1932-33	1933-34	1934-35	1930-31	1931-32	1932-33	1933-34	1934-35
Rubber—continued						R	R	R	R	R
Manufactures—continued										
Pneumatic motor tubes (III. N) —continued	No.	No.	No.	No.	No.					
Germany	25,313	17,491	13,637	7,805	11,341	2,45,171	1,17,534	97,884	47,681	75,699
Belgium	2,493	2,073	4,412	3,296	4,523	18,794	6,906	30,243	16,278	27,100
France	57,111	48,838	39,081	16,096	2,278	4,04,633	2,71,104	2,50,026	89,845	12,728
Italy (including Fiume)	4,222	3,501	3,251	344	146	24,418	23,249	16,812	1,701	903
Iran	1,516	8	297	170	..	14,541	23	1,646	831	..
Japan	3,429	776	9,001	14,361	12,166	25,034	2,903	61,098	67,235	60,129
United States of America—										
Via Atlantic Coast	108,457	148,520	82,091	31,324	29,237	8,89,439	6,60,284	5,86,797	1,21,768	1,77,962
" Pacific "	5	2,374	2,236	63	1,236	29	13,975	15,124	554	6,335
Other Foreign Countries	640	270	447	43	533	4,523	1,425	2,272	107	2,524
TOTAL FOREIGN COUNTRIES	204,099	223,260	155,003	61,109	61,489	16,37,182	13,97,303	10,51,842	3,45,880	3,63,109
Share of Bengal	63,122	68,822	27,514	53,109	60,079	4,60,737	3,45,323	3,20,168	2,76,753	3,41,963
" Bombay	125,571	165,143	110,567	106,331	127,043	9,34,795	8,12,554	7,02,454	6,31,264	6,11,722
" Sind	90,797	51,252	50,073	53,284	52,146	7,81,275	5,45,906	3,63,261	3,43,247	3,54,339
" Madras	61,115	63,259	44,289	30,592	53,291	4,61,857	3,63,224	3,14,267	2,63,479	3,06,891
" Burma	25,652	25,324	21,541	21,592	21,840	2,01,490	1,45,831	1,22,007	1,10,397	1,24,315
TOTAL	366,177	338,851	275,264	234,919	314,300	28,29,974	20,18,490	17,98,250	16,35,740	17,49,160
Pneumatic motor cycle covers (III. N)—	No.	No.	No.	No.	No.					
United Kingdom (including Channel Islands)	2,123	4,615	3,202	2,750	3,827	47,243	61,408	51,402	63,088	44,523
Canada—										
Via Atlantic Coast	1,162	1,323	363	88	146	17,074	16,466	4,818	1,001	1,656
" Pacific "	5	74
Other British Possessions	150	179	51	20	6	3,312	2,322	733	188	43
TOTAL BRITISH EMPIRE	4,455	6,117	3,616	3,858	3,979	66,708	80,196	56,953	64,272	46,222
Germany	409	94	72	10	46	6,000	1,224	1,059	136	417
France	2,981	1,546	85	207	51	19,120	10,190	1,110	2,334	559
Italy (including Fiume)	232	453	554	431	14	3,499	5,757	11,312	4,920	124
United States of America—										
Via Atlantic Coast	311	659	497	208	132	4,835	3,765	7,698	2,412	1,623
" Pacific "	10	1	19	153	8	271
Other Foreign Countries	624	9	223	404	175	1,738	41	2,784	4,014	1,671
TOTAL FOREIGN COUNTRIES	4,917	2,784	1,731	1,261	436	35,437	25,977	22,870	13,824	4,596
Share of Bengal	3,125	1,327	899	740	1,066	13,691	14,911	13,081	23,559	19,344
" Bombay	2,323	2,220	2,214	2,066	1,333	34,424	22,470	31,345	25,554	16,640
" Sind	1,936	2,372	879	1,212	945	29,023	29,759	12,904	14,812	12,476
" Madras	1,170	2,012	1,009	310	799	17,143	26,207	14,523	10,498	3,092
" Burma	428	553	646	290	252	7,950	7,823	3,479	3,766	2,756
TOTAL	9,072	8,901	5,347	5,119	4,415	1,02,190	1,06,173	80,323	78,098	50,818
Pneumatic motor cycle tubes (III. N)—	No.	No.	No.	No.	No.					
United Kingdom (including Channel Islands)	6,155	7,782	5,406	7,362	13,596	16,137	19,287	14,778	17,524	31,082
Canada—										
Via Atlantic Coast	2,420	2,786	1,269	78	30	3,146	6,143	3,205	188	65
Other British Possessions	167	136	28	10	6	547	420	61	17	24
TOTAL BRITISH EMPIRE	8,742	10,654	6,703	7,450	13,632	20,830	25,850	18,044	17,709	31,171

No. 10—continued

ARTICLES, AND COUNTRIES OF CONSIGNMENT; ALSO SHARE OF EACH PROVINCE	QUANTITY					VALUE				
	1930-31	1931-32	1932-33	1933-34	1934-35	1930-31	1931-32	1932-33	1933-34	1934-35
	No.	No.	No.	No.	No.	R	R	R	R	R
Rubber—continued.										
Manufactures—continued										
Pneumatic motor cycle tubes (III. N)—continued	No.	No.	No.	No.	No.					
France	4,463	1,182	1,539	419	30	6,382	2,894	4,181	890	71
Other Foreign Countries	3,023	2,365	2,124	823	89	6,424	6,346	5,374	1,676	174
TOTAL FOREIGN COUNTRIES.	7,486	3,547	3,723	1,245	118	12,756	9,240	9,555	2,556	245
Share of Bengal	5,179	1,459	954	1,235	3,427	5,756	4,138	2,677	3,137	19,449
„ Bombay	4,367	4,423	4,430	3,613	2,196	14,299	10,050	11,629	8,315	5,051
„ Sind	4,073	4,499	2,508	2,120	1,734	11,944	11,043	7,022	4,792	3,375
„ Madras	3,039	3,013	1,888	1,249	1,133	5,735	7,751	4,457	2,839	2,498
„ Burma	566	816	651	473	266	1,305	2,053	1,314	1,032	553
TOTAL	16,239	14,201	10,426	8,695	13,750	39,536	35,090	27,599	20,265	31,426
Pneumatic cycle covers (III. N)—	No.	No.	No.	No.	No.					
United Kingdom (including Channel Islands)	629,504	956,274	773,918	1,117,219	1,325,440	10,40,243	14,56,697	11,78,966	14,30,103	17,06,833
Straits Settlements	34,330	21,137	439	32,416	10,592	372
Other British Possessions	224	113	936	290	239	1,904
TOTAL BRITISH EMPIRE	629,728	956,387	809,233	1,138,356	1,325,879	10,40,533	14,56,936	12,13,286	14,99,785	17,07,205
Germany	101,599	240,467	45,090	37,714	70,809	1,47,484	2,33,453	65,259	36,743	89,109
Netherlands	13,774	9,643	21,909	8,719	239	16,528	11,936	27,049	10,529	277
Belgium	3	1,661	32,310	25,192	..	4	1,230	36,213	20,779
France	132,056	172,347	96,134	96,676	8,770	3,46,354	2,86,461	1,41,477	1,23,737	11,693
Italy (including Fiume)	132,065	234,063	37,043	21,970	400	2,15,863	3,57,755	53,085	27,149	570
Austria	15,000	500	600	23,207	691	660
Japan	14,914	20,417	366,739	436,076	153,170	21,301	22,693	3,77,401	4,03,217	1,36,065
Other Foreign Countries	2	136	81	99	62	3	3,538	546	723	293
TOTAL FOREIGN COUNTRIES.	460,010	677,626	659,312	634,064	253,642	7,71,149	10,16,531	6,67,307	6,38,321	2,64,796
Share of Bengal	314,376	330,135	423,509	532,574	554,069	5,31,365	5,95,613	5,46,642	7,05,246	6,53,665
„ Bombay	469,316	636,668	439,793	527,233	431,433	7,71,033	10,61,432	6,73,109	6,33,749	6,19,207
„ Sind	120,113	256,539	209,639	233,926	255,191	1,30,323	3,70,123	2,62,574	2,95,613	3,32,195
„ Madras	142,510	230,214	173,117	233,314	205,333	2,30,320	3,27,597	2,45,255	3,66,335	2,53,224
„ Burma	42,023	60,366	31,627	75,313	77,390	97,517	1,13,695	1,53,023	36,667	93,710
TOTAL	1,089,738	1,634,012	1,368,545	1,772,420	1,584,521	18,11,673	24,73,167	18,80,593	21,38,106	19,72,001
Pneumatic cycle tubes (III. N)—	No.	No.	No.	No.	No.					
United Kingdom (including Channel Islands)	537,109	877,700	685,023	947,698	1,187,633	5,40,439	7,76,333	6,04,448	7,11,654	7,79,213
Straits Settlements	43,577	13,855	31,976	33,950	64,133	23,561	9,221	21,533	10,601	15,333
Other British Possessions	215	500	335	104	..
TOTAL BRITISH EMPIRE	579,686	891,555	717,219	982,148	1,251,766	5,64,000	7,85,554	6,26,316	7,22,359	7,94,546
Germany	331,366	214,515	29,973	35,334	120,090	3,75,433	1,52,551	21,000	34,344	65,640
Netherlands	31,024	43,148	23,023	1,235	1,384	43,695	23,304	11,835	554	626
Belgium	100	29,033	12,328	35	13,063	6,967
France	243,975	236,722	74,847	150,296	17,750	2,47,877	2,06,941	45,074	35,776	9,245
Italy (including Fiume)	24,175	21,019	24,900	4,450	..	35,300	13,401	14,331	2,901	..
Austria	11,000	5,200
Japan	57,211	307,579	357,033	343,314	737,900	23,722	1,36,129	2,40,236	2,09,726	2,02,300
Other Foreign Countries	196	76	43	74	..	303	107	106	85
TOTAL FOREIGN COUNTRIES	727,751	834,170	1,011,312	1,084,010	898,530	6,31,077	5,38,319	3,33,618	3,47,310	2,34,303

ARTICLES, AND COUNTRIES OF CONSIGNMENT; ALSO SHARE OF EACH PROVINCE	QUANTITY					VALUE				
	1930-31	1931-32	1932-33	1933-34	1934-35	1930-31	1931-32	1932-33	1933-34	1934-35
Rubber—continued										
Manufactures—continued										
Pneumatic cycle tubes (III. N)	No.	No.	No.	No.	No.					
—continued										
Share of Bengal	363,851	424,023	559,254	663,333	739,907	2,14,000	3,07,780	3,66,548	3,66,559	3,43,504
" Bombay	569,926	774,210	644,916	716,515	751,305	5,02,012	5,89,863	3,35,597	2,75,537	3,54,391
" Sind	235,557	263,102	223,646	368,527	323,170	1,06,930	2,02,224	1,62,420	1,55,630	1,74,976
" Madras	148,054	217,422	168,032	258,366	247,266	1,23,079	1,77,244	1,16,246	1,65,871	1,44,221
" Burma	80,229	59,681	22,177	24,202	23,200	43,419	26,090	40,023	27,602	44,400
TOTAL	1,307,487	1,730,724	1,779,021	2,071,158	2,160,298	11,95,097	12,22,872	9,60,124	10,60,599	10,78,414
Solid rubber tyres for motor vehicles (III. N)—	No.	No.	No.	No.	No.					
United Kingdom (including Channel Islands)	2,255	1,800	1,800	2,368	2,855	2,24,505	1,69,372	1,82,424	2,27,422	2,42,200
Ceylon (excluding Maldives)	44	21	22	22	22	2,152	2,077	2,242	2,522	1,900
Straits Settlements	41	44	8	12	6	2,522	6,217	1,650	1,580	914
Other British Possessions	14	9	5	..	25	1,622	786	359	..	1,500
TOTAL BRITISH EMPIRE	2,354	1,924	1,835	2,424	2,908	2,21,817	1,85,152	1,87,800	2,42,546	2,46,605
Germany	521	646	227	502	452	62,200	26,512	22,124	26,222	55,710
Italy (including Fiume)	25	20	208	2,127	1,021	12,022
Japan	224	12,712
United States of America—										
Via Atlantic Coast	1,569	832	678	249	267	1,64,699	92,272	84,525	25,772	42,044
" Pacific "	100	6,257
Other Foreign Countries	9	50	25	10	..	1,552	5,464	1,772	274	..
TOTAL FOREIGN COUNTRIES	2,124	1,554	1,000	756	1,267	2,32,227	1,90,272	1,26,404	92,479	1,24,519
Share of Bengal	1,052	1,154	222	402	1,729	1,22,459	1,15,221	27,172	37,229	72,222
" Bombay	1,244	1,341	1,250	1,692	1,222	1,59,071	1,74,177	1,52,229	2,05,965	1,92,722
" Sind	212	612	242	217	621	22,760	29,221	22,222	22,722	22,222
" Madras	229	172	224	122	224	21,722	14,100	12,722	12,177	22,222
" Burma	479	202	272	424	329	27,222	12,222	17,222	21,222	12,222
TOTAL	4,474	3,422	2,925	2,180	4,775	4,64,154	3,76,022	2,14,204	2,26,022	2,21,114
Other manufactures (except apparel and boots and shoes) (III. N)—										
United Kingdom (including Channel Islands)	—	—	—	—	—	10,17,027	2,65,224	2,45,221	9,27,410	10,22,470
Ceylon (excluding Maldives)	—	—	—	—	—	2,704	2,222	21,722	1,712	1,127
Straits Settlements	—	—	—	—	—	65,172	79,222	1,01,504	91,222	77,222
Canada—										
Via Atlantic Coast	—	—	—	—	—	26,272	12,422	12,222	12,127	24,222
" Pacific "	—	—	—	—	—	42	5	..
Other British Possessions	—	—	—	—	—	120	22	202	2,727	2,001
TOTAL BRITISH EMPIRE	—	—	—	—	—	11,12,272	9,05,242	9,62,246	10,22,206	11,07,427
Denmark	—	—	—	—	—	22	271	2	200	202
Germany	—	—	—	—	—	4,94,744	4,52,271	4,45,022	2,26,022	2,42,241
Belgium	—	—	—	—	—	12,222	2,027	2,074	2,222	1,222
France	—	—	—	—	—	21,779	19,722	12,209	2,007	2,421
Italy (including Fiume)	—	—	—	—	—	12,222	27,200	21,149	7,079	10,272
Austria	—	—	—	—	—	21,222	40,707	20,201	41,222	41,222
Hungary	—	—	—	—	—	200	11,102	10,201	27,412	21,200
Japan	—	—	—	—	—	1,01,224	92,242	1,09,222	4,52,702	2,01,222

No. 10—continued

ARTICLES, AND COUNTRIES OF CONSIGNMENT; ALSO SHARE OF EACH PROVINCE	QUANTITY					VALUE				
	1930-31	1931-32	1932-33	1933-34	1934-35	1930-31	1931-32	1932-33	1933-34	1934-35
Rubber—concluded						R	R	R	R	R
Manufactures—concluded										
Other manufactures (except apparel and boots and shoes) (XII, N)—continued										
United States of America—										
Via Atlantic Coast	—	—	—	—	—	6,29,651	6,43,475	4,89,053	3,35,864	4,65,021
" Pacific "	—	—	—	—	—	4,844	648	518	772	2,399
Other Foreign Countries	—	—	—	—	—	5,337	4,077	8,709	7,255	4,695
TOTAL FOREIGN COUNTRIES	—	—	—	—	—	13,30,811	13,16,849	12,22,620	12,12,138	17,06,836
Share of Bengal	—	—	—	—	—	8,84,050	7,99,311	7,37,066	7,29,912	7,47,868
" Bombay	—	—	—	—	—	7,83,030	7,75,607	7,39,411	8,17,464	12,51,007
" Sind	—	—	—	—	—	3,19,212	3,43,165	3,42,715	3,59,014	4,46,843
" Madras	—	—	—	—	—	1,82,847	1,34,557	1,55,708	1,52,479	1,99,217
" Burma	—	—	—	—	—	2,83,847	2,24,551	1,30,266	1,89,174	2,30,387
TOTAL	—	—	—	—	—	24,88,086	22,62,191	22,05,266	22,48,043	28,74,322
Total value of Rubber manu- factures—										
United Kingdom (including Channel Islands)	—	—	—	—	—	73,59,725	69,34,128	80,16,468	1,16,22,597	1,39,70,438
Ceylon (excluding Maldives)	—	—	—	—	—	33,000	68,051	51,078	40,805	17,402
Straits Settlements	—	—	—	—	—	1,93,761	1,28,781	1,98,444	1,35,991	1,02,228
Federated Malay States	—	—	—	—	—	..	22,597	207	895	1,301
Canada—										
Via Atlantic Coast	—	—	—	—	—	24,03,866	3,99,163	5,26,979	7,44,231	4,56,335
" Pacific "	—	—	—	—	—	3,384	310	42,612	26,467	721
Commonwealth of Australia	—	—	—	—	—	26,929	17,966	..	127	640
Other British Possessions	—	—	—	—	—	9,843	2,579	774	1,373	1,792
TOTAL BRITISH EMPIRE	—	—	—	—	—	1,01,20,587	80,73,575	88,36,560	1,25,72,786	1,45,50,857
Denmark	—	—	—	—	—	661	6,271	6	300	293
Germany	—	—	—	—	—	29,47,392	19,39,278	14,72,493	8,98,989	13,01,716
Netherlands	—	—	—	—	—	63,119	35,211	40,799	11,322	4,254
Belgium	—	—	—	—	—	1,37,374	49,957	3,10,922	1,95,304	2,92,716
France	—	—	—	—	—	16,92,404	15,51,636	10,66,930	6,11,612	1,14,901
Italy (including Fiume)	—	—	—	—	—	16,47,440	16,76,742	15,02,509	4,19,825	1,57,258
Austria	—	—	—	—	—	56,565	47,429	28,642	41,355	41,259
Hungary	—	—	—	—	—	300	11,105	10,031	27,418	34,640
Czechoslovakia	—	—	—	—	—	1,680	2,504	3,355	4,477	20,371
Turkey, European	—	—	—	—	—	13,604
Iraq	—	—	—	—	—	15,647	..	60	1	700
Iran	—	—	—	—	—	50,790	30,916	6,708	5,029	616
Java	—	—	—	—	—	40,485	15,069	6,311	661	1,934
Siam	—	—	—	—	—	12,389	1,065	9	463	4
China (exclusive of Hongkong and Macao)	—	—	—	—	—	6,498	7,168	165	518	919
Japan	—	—	—	—	—	2,19,224	3,03,531	13,03,423	18,30,110	19,06,210
United States of America—										
Via Atlantic Coast	—	—	—	—	—	85,74,093	52,76,570	50,41,963	20,55,253	21,05,047
" Pacific "	—	—	—	—	—	10,582	62,226	1,86,302	79,400	33,472
Other Foreign Countries	—	—	—	—	—	6,503	9,027	7,303	3,272	8,341
TOTAL FOREIGN COUNTRIES	—	—	—	—	—	1,55,62,750	1,40,24,806	1,00,93,731	61,85,809	60,31,151
Share of Bengal	—	—	—	—	—	49,65,891	42,55,639	39,77,122	38,92,258	43,40,736
" Bombay	—	—	—	—	—	36,51,949	33,96,139	32,22,174	35,37,565	74,10,799
" Sind	—	—	—	—	—	53,57,520	53,36,560	33,92,692	38,49,901	39,77,854
" Madras	—	—	—	—	—	42,65,039	35,61,923	32,47,435	32,36,360	35,02,382
" Burma	—	—	—	—	—	19,42,938	15,48,117	14,95,368	12,52,611	13,59,346
TOTAL	—	—	—	—	—	2,56,83,337	2,20,98,381	1,98,35,291	1,87,58,595	2,05,82,008
Total value of Rubber Rubb and Manufactures	—	—	—	—	—	2,58,23,863	2,22,27,903	1,99,05,492	1,91,35,226	2,11,23,420

ARTICLES, AND COUNTRIES OF CONSIGNMENT; ALSO SHARE OF EACH PROVINCE	QUANTITY					VALUE				
	1930-31	1931-32	1932-33	1933-34	1934-35	1930-31	1931-32	1932-33	1933-34	1934-35
Salt (C. D.)—										
United Kingdom (including Channel Islands)	Tons 41,597	Tons 25,553	Tons 24,552	Tons 527	Tons 527	8,86,174	5,06,419	4,51,643	75,376	77,566
Gibraltar	2,236	49,123
Aden and Dependencies	162,456	212,634	234,894	230,293	295,221	27,95,994	46,75,576	39,74,344	26,89,044	28,46,611
Straits Settlements	14	3	4	2	102	1,051	246	373	270	6,352
Other British Possessions	4	1	2	5	..	646	254	355	503	170
TOTAL BRITISH EMPIRE	232,307	289,191	309,552	289,827	395,550	27,52,038	54,42,495	44,26,615	37,65,103	39,30,999
Germany	97,014	25,609	57,390	56,330	60,175	20,24,898	4,81,707	9,70,167	8,42,245	9,74,722
Netherlands	842	17,094	170	239
Spain	66,916	9,781	27,823	2,269	..	10,45,995	67,389	4,09,462	21,773	..
Java	2,955	44,327	22	21	2	..
Egypt	134,521	15,305	29,876	10,552	12,126	21,98,051	2,22,090	5,79,308	1,45,457	1,77,975
Tripoli (Libya)	725	8,912	..
Portuguese East Africa	2,177	48,165
Italian East Africa (Somaliland and Eritrea)	154,139	67,198	102,442	12,967	2,390	22,17,506	9,78,362	14,18,567	1,62,446	1,22,122
French Somaliland	12,000	..	5,190	1,89,248	..	73,379
Other Foreign Countries	4	2	2	12	29	1,821	304	841	1,291	1,877
TOTAL FOREIGN COUNTRIES	471,336	111,393	234,572	82,376	81,720	77,64,106	17,56,374	24,69,364	12,12,396	12,76,986
Share of Bengal	612,825	491,663	462,292	232,225	219,246	92,12,112	69,00,403	64,16,797	42,71,192	41,00,226
Bombay	221	129	169	122	126	25,123	22,211	25,207	25,305	22,692
Sind	87	78	62	72	76	16,499	17,221	12,927	15,929	15,579
Madras	104	119	89	112	92	21,922	22,697	16,322	20,422	19,496
Burma	22,566	49,044	21,619	29,904	57,411	21,05,417	9,30,472	14,24,626	6,45,742	10,42,776
TOTAL	702,642	431,084	644,124	372,703	3,77,570	1,14,07,094	71,06,899	78,95,979	49,78,589	52,07,626
Soda—										
Oilsoda—										
Essential (I.L.K.)—										
Ceylon (excluding Maldives)	Tons 52	Tons 165	Tons 1	Tons ..	Tons 24	9,822	24,400	199	5	5,642
Other British Possessions	..	5	..	2	..	262	2,287	297	2,892	62
TOTAL BRITISH EMPIRE	52	170	1	2	24	10,198	26,787	496	2,907	5,717
U. S. S. E.—										
Northern	27	6	..	20,950	2,376	..
Germany	41	16	87	73	32	14,712	4,225	22,030	21,270	15,052
Netherlands	165	116	140	70	76	65,625	40,842	47,672	22,076	27,192
France	15	202	25	12	20	7,621	66,492	12,498	1,910	8,619
Spain	14	1	1	5,087	480	592
Iran	67	116	46	139	124	26,207	70,079	19,229	60,482	22,299
Japan	56	9	5,625	1,512	..
Other Foreign Countries	6	44	16	2	22	4,047	12,784	6,446	5,822	8,466
TOTAL FOREIGN COUNTRIES	231	592	394	309	225	1,49,272	1,95,022	1,16,587	1,16,185	92,121
Share of Bengal	1	..	471	24	70	491	..
Bombay	225	422	272	209	254	1,44,921	1,71,269	1,12,641	1,16,522	91,922
Sind	2	5	11	6	11	2,222	2,972	2,545	2,220	2,629
Madras	57	275	11	1	24	12,522	22,264	3,760	699	2,222
Burma	152	20	67
TOTAL	281	768	896	317	310	1,59,465	2,21,809	1,19,088	1,18,042	1,03,848

No. 10—continued

ARTICLES, AND COUNTRIES OF CONSIGNMENT; ALSO SHARE OF EACH PROVINCE	QUANTITY					VALUE				
	1980-81	1981-82	1982-83	1983-84	1984-85	1980-81	1981-82	1982-83	1983-84	1984-85
Seeds—continued										
Oil seeds—continued										
Non-essential—										
Copra or coconut kernel (H. K.)—	Tons	Tons	Tons	Tons	Tons					
Aden and Dependencies	88	761	6,188	12,890	1,29,007	9,30,857	..
Ceylon (excluding Maldives)	58	1,248	12,629	21,761	82,988	22,128	2,20,799	28,28,256	29,82,528	60,81,623
Maldives	10	60	49	77	11	2,320	10,788	10,927	7,868	1,025
Straits Settlements	5	8	971	1,862	335	1,21,890
Zanzibar and Pemba	57	..	7	184	..	8,104	..	1,199	22,000
Kenya Colony	15	8	5,000	600
Seychelles	429	761	2,749	1,104	289	1,89,680	2,17,681	6,87,028	2,04,472	48,165
Other British Possessions	8	250	4
TOTAL BRITISH EMPIRE	497	2,222	16,196	29,140	88,738	1,64,078	4,74,963	30,57,180	41,26,249	41,60,607
TOTAL FOREIGN COUNTRIES	1	..	12	20	4	856	..	2,508	2,875	328
Share of Bengal	48	14	26	29	12	19,475	3,773	5,311	7,357	2,752
.. Bombay	436	767	3,403	17,368	22,462	1,41,986	2,23,028	7,15,515	27,26,819	29,74,927
.. Sind	1,324	6,937	7,318	6,163	..	2,20,366	11,07,280	8,82,677	6,30,288
.. Madras	14	117	5,353	2,943	6,101	2,973	27,798	12,41,677	6,11,936	5,61,581
.. Burma	8	4	335	387
TOTAL	498	2,222	16,208	29,160	88,742	1,64,434	4,74,963	30,59,688	41,29,124	41,60,985
Groundnuts (H. K.)—	Tons	Tons	Tons	Tons	Tons					
Straits Settlements	80	89	4	1	4	8,626	6,623	1,638	990	1,118
Other British Possessions	1	1	841	222	15	8
TOTAL BRITISH EMPIRE	80	90	5	1	4	8,626	6,964	1,860	1,005	1,121
Java	86	6,788	..	7	..
Other Foreign Countries	5	24	15	81	..	648
TOTAL FOREIGN COUNTRIES	..	86	5	24	6,801	81	7	648
Share of Bengal	30
.. Bombay	36	5	..	6,788	8	15	648
.. Burma	30	30	8	1	4	3,650	6,977	1,853	897	1,122
TOTAL	80	66	8	1	9	8,650	13,765	1,891	1,012	1,764
Linseed (H. K.)—	Tons	Tons	Tons	Tons	Tons					
TOTAL BRITISH EMPIRE	10	..	35
TOTAL FOREIGN COUNTRIES	21	43	23	..	7	2,861	3,555	1,771	..	583
Share of Bombay	21	43	23	..	7	2,835	3,555	1,771	..	583
.. Sind	36
.. Burma	35
TOTAL	21	43	23	..	7	2,871	3,555	1,806	..	583

ARTICLES, AND COUNTRIES OF CONSIGNMENT; ALSO SHARE OF EACH PROVINCE	QUANTITY					VALUE				
	1930-31	1931-32	1932-33	1933-34	1934-35	1930-31	1931-32	1932-33	1933-34	1934-35
						Rs	Rs	Rs	Rs	Rs
Seeds—continued										
Oil seeds—concluded										
Non-essential—continued										
Sesamum (oil or jinjin) (II. K.)—	Tons	Tons	Tons	Tons	Tons					
Ceylon (excluding Maldives)	1	1,443	85	..	1	338	1,61,378	10,324	6	237
Other British Possessions	..	304	13	473	5,695	238	183	1,087
TOTAL BRITISH EMPIRE	1	1,747	85	..	14	810	1,67,073	10,562	189	2,174
Java	78	2	..	7,490	275	..
Iraq	44	72	303	4,383	7,070	23,137
China (exclusive of Hong-kong and Macao)	157	9	20,435	1,339
Other Foreign Countries	30	10	2	1	21	3,989	1,039	199	153	2,492
TOTAL FOREIGN COUNTRIES	308	82	2	3	333	42,302	9,018	199	428	26,048
Share of Bombay	239	86	233	61,987	9,533	31,437
" Sind	..	2	2	..	44	..	233	199	..	5,160
" Madras	3	1,443	85	..	10	1,696	1,61,394	10,324	6	1,417
" Burma	..	298	..	2	..	479	4,814	238	611	178
TOTAL	307	1,828	87	3	347	43,112	1,70,001	10,721	617	38,322
Tea (II. K.)—	Tons	Tons	Tons	Tons	Tons					
Ceylon (excluding Maldives)	5	9,162	489	16	27	177
Other British Possessions	60	12
TOTAL BRITISH EMPIRE	5	9,222	501	16	27	177
TOTAL FOREIGN COUNTRIES	1	..	1	38	140	503	331	590
Share of Bengal	33
" Bombay	1	..	1	60	149	592	231	369
" Sind	16
" Madras	3	9,162	501	..	27	..
" Burma	177
TOTAL	5	..	1	..	1	9,260	641	518	258	1,046
Others (II. K.)—	Tons	Tons	Tons	Tons	Tons					
Ceylon (excluding Maldives)	20	20	24	47	26	4,474	7,351	8,648	21,049	14,063
Other British Possessions	1	7	4	141	589	707	3,657	2,763
TOTAL BRITISH EMPIRE	20	20	25	54	30	4,615	7,940	9,355	24,706	16,826
Iraq	68	22	9,862	2,267
Iran	790	691	137	41	250	1,08,411	72,894	15,562	3,771	31,034
Other Foreign Countries	..	4	4	3	..	40	482	4,946	437	89
TOTAL FOREIGN COUNTRIES	858	717	141	44	250	1,18,313	75,643	20,508	4,208	31,123
Share of Bengal	6	175	32	18	125	2,351
" Bombay	324	657	136	48	303	7,14,395	69,924	15,677	6,093	29,448
" Sind	27	38	3	1	62	2,213	2,769	232	664	2,325
" Madras	33	22	26	49	13	4,722	7,322	9,121	21,928	7,096
" Burma	2	249	4,816	64	333
TOTAL	338	737	166	98	290	1,22,928	89,788	29,858	29,514	47,948
Total Oilseeds non-essential	Tons	Tons	Tons	Tons	Tons					
	1,794	4,897	16,490	20,262	34,396	3,51,255	7,52,798	31,04,477	41,60,525	42,60,321

No. 10—continued.

ARTICLES, AND COUNTRIES OF CONSIGNMENT; ALSO SHARE OF EACH PROVINCE	QUANTITY					VALUE				
	1930-31	1931-32	1932-33	1933-34	1934-35	1930-31	1931-32	1932-33	1933-34	1934-35
	Tons	Tons	Tons	Tons	Tons	₹	₹	₹	₹	₹
<i>oids—continued</i>										
Other than Oilseeds (H, K)—										
United Kingdom (including Channel Islands)	28	37	42	58	65	1,30,032	1,20,680	1,04,011	45,409	23,557
Ceylon (including Maldives)	10	..	1	5	19	4,224	125	656	2,817	5,806
Strait Settlements	48	29	8	21	68	18,141	12,758	2,547	8,828	22,026
Hongkong	15	25	11	16	26	8,298	9,149	5,846	5,631	8,107
Other British Possessions	1	6	..	434	193	1,402	1,124	325
TOTAL BRITISH EMPIRE	101	91	61	106	167	1,61,124	1,42,905	1,18,962	63,809	64,921
Germany	1	1	1	7	..	634	5,129	5,487	8,435	1,817
France	..	19	10	831	6,701	4,965	2,512	1,843
Japan	42	9,028	326	180	160	132
Portuguese East Africa	207	182	110	61	41	47,028	37,307	17,332	9,354	5,921
United States of America—										
Via Atlantic Coast	..	1	..	1	1	6,118	9,407	4,200	5,400	5,115
" Pacific "	1	1	5,144	2,201	2,046	1,129	1,027
Other Foreign Countries	6	18	17	18	51	3,740	5,201	7,052	3,799	18,257
TOTAL FOREIGN COUNTRIES	257	232	138	82	93	72,521	67,272	41,262	30,699	29,112
Share of Bengal	64	65	52	57	52	1,42,915	1,36,015	1,12,188	49,255	34,664
" Bombay	207	185	110	62	47	47,330	38,123	17,531	19,208	9,890
" Sind	19	7	15	11	41	5,497	6,776	9,837	4,893	12,628
" Madras	11	1	2	3	11	7,319	4,805	3,699	5,189	6,895
" Burma	66	65	20	35	109	30,584	24,458	11,929	15,962	39,948
TOTAL	358	313	199	188	260	2,33,645	2,10,177	1,55,224	94,508	94,038
Total Seeds—										
United Kingdom (including Channel Islands)	28	42	48	73	69	1,30,351	1,23,327	1,04,661	51,785	31,033
Aden and Dependencies	..	88	761	6,194	12,390	1,29,007	9,31,357	..
Ceylon (including Maldives)	207	2,377	12,741	21,813	32,467	50,154	4,25,080	23,48,208	30,07,042	40,06,054
Maldives	10	60	49	77	11	2,320	10,789	10,927	7,363	1,025
Strait Settlements	78	356	15	25	1,051	27,080	24,442	6,068	10,297	1,47,782
Hongkong	15	25	11	16	26	8,626	9,340	5,512	5,743	8,252
Zanzibar and Pemba	..	63	..	7	134	..	8,828	..	1,199	22,000
Kenya Colony	..	15	3	65	5,000	600	..	2
Seychelles	429	751	2,749	1,104	239	1,39,630	2,17,631	5,87,028	2,04,472	43,165
Other British Possessions	..	3	1	452	456	1,410	134	329
TOTAL BRITISH EMPIRE	767	4,280	16,373	29,309	38,997	3,58,678	3,37,343	31,93,421	42,19,392	42,60,542
U. S. S. R.—										
Northern	37	6	..	20,950	2,376	..
Germany	42	17	88	80	38	15,346	9,354	27,517	29,829	16,875
Netherlands	165	116	141	70	89	65,635	40,842	48,220	22,340	29,701
France	15	321	45	6	31	8,452	78,193	17,463	4,598	10,752
Spain	14	1	1	5,037	480	592
Iraq	113	204	5	5	319	15,244	14,151	2,046	4,735	35,713
Iran	880	575	213	188	420	1,48,027	1,81,506	38,510	65,641	76,728
Java	75	36	12	2	..	8,567	6,840	2,898	580	9
China (exclusive of Hongkong and Macao)	161	4	11	6	26	29,771	2,341	3,956	2,097	7,212
Japan	42	..	56	9	..	9,028	326	5,835	1,689	160
Portuguese East Africa	235	182	110	71	41	50,675	37,311	17,332	11,324	5,926
United States of America—										
Via Atlantic Coast	..	11	2	1	1	6,118	11,838	9,513	5,426	5,115
" Pacific "	1	1	5,144	2,201	2,046	1,129	1,027
Other Foreign Countries	3	16	9	18	23	2,780	7,538	4,940	1,839	7,027
TOTAL FOREIGN COUNTRIES	1,709	1,908	711	468	978	3,85,637	3,57,441	1,85,363	1,54,533	1,96,837

ARTICLES AND COUNTRIES OF CONSIGNMENT; ALSO SHARE OF EACH PROVINCE	QUANTITY					VALUE				
	1930-31	1931-32	1932-33	1933-34	1934-35	1930-31	1931-32	1932-33	1933-34	1934-35
Seeds—continued										
Total Seeds—continued										
Share of Bengal	Tons	Tons	Tons	Tons	Tons	Rs	Rs	Rs	Rs	Rs
Bombay	2,119	2,257	4,051	18,307	23,274	4,92,084	6,22,010	3,63,835	29,68,488	31,33,526
Sind	39	1,308	6,958	7,388	6,321	11,024	2,26,161	19,10,189	8,90,536	6,59,419
Madras	177	1,358	4,976	3,995	5,194	38,324	2,59,074	11,68,481	5,39,883	5,26,003
Burma	86	353	27	49	117	39,268	36,978	18,997	17,969	42,160
TOTAL	2,586	5,073	17,084	29,767	34,975	7,44,865	11,04,784	23,78,784	48,78,975	44,57,379
Shells and Cowries—										
Cowries (II. S)—	Cwts.	Cwts.	Cwts.	Cwts.	Cwts.					
Ceylon (excluding Maldives)	474	128	269	337	461	7,123	1,351	2,358	2,275	2,409
Kenya Colony	3,087	5,254	3,037	2,005	2,080	15,473	23,549	12,650	8,449	9,747
Other British Possessions	141	440	365	161	150	705	5,565	6,600	5,656	2,798
TOTAL BRITISH EMPIRE	3,662	5,822	3,511	2,503	2,691	23,301	28,765	20,908	14,380	15,946
Portuguese East Africa	4,679	9,570	6,481	2,664	3,674	22,768	49,185	29,017	12,028	18,489
Italian East Africa (Somaliland and Eritrea)	1,888	9,600
Other Foreign Countries	1,050	324	157	1,168	108	4,211	1,184	995	4,345	247
TOTAL FOREIGN COUNTRIES	7,617	9,894	6,638	3,832	3,777	36,574	44,869	29,412	16,373	18,736
Share of Bengal	822	927	317	968	410	6,673	7,594	2,683	17,333	4,314
Bombay	3,052	13,713	7,768	4,584	5,527	39,793	61,937	26,370	20,296	27,245
Sind	2,349	933	1,405	539	125	10,939	3,121	3,904	1,792	319
Madras	248	133	159	341	387	2,429	762	1,452	1,232	2,609
Burma	19	38
TOTAL	11,269	15,716	10,149	6,335	6,468	59,875	73,124	40,320	30,753	34,684
Shells—										
Shells (chanks, sankhli, large ornamental shells, cowras, mother-of-pearl shells, and oyster-shells) (II. S)—	Cwts.	Cwts.	Cwts.	Cwts.	Cwts.					
Aden and Dependencies	604	617	20	126	538	12,310	15,184	1,725	1,559	14,787
Ceylon (excluding Maldives)	9,352	8,939	9,905	8,864	7,534	54,277	44,016	36,559	31,987	25,597
Other British Possessions	491	227	8	15	91	10,308	2,320	456	88	1,061
TOTAL BRITISH EMPIRE	10,447	9,783	9,928	9,005	8,163	77,395	61,525	38,740	33,634	41,445
Italian East Africa (Somaliland and Eritrea)	294	389	50	23	50	9,895	10,670	4,204	1,435	2,995
Other Foreign Countries	43	179	63	81	26	1,668	1,884	1,509	594	681
TOTAL FOREIGN COUNTRIES	337	518	113	54	76	11,563	12,554	5,713	2,079	3,686
Share of Bengal	300	4,600
Bombay	1,219	1,330	93	191	704	39,862	39,005	6,913	3,633	19,365
Sind	12	149	32	4	10	309	391	982	88	161
Madras	9,352	8,939	9,905	8,864	7,534	54,277	44,026	36,552	31,987	25,599
Burma	1	1	23	17	65
TOTAL	10,784	10,311	10,041	9,069	8,249	88,968	78,939	44,458	35,718	45,071
Tortoise-shell (including nakhia or nakh) (II. S)—	Lbs.	Lbs.	Lbs.	Lbs.	Lbs.					
Zanzibar and Pemba	5,958	6,535	7,087	5,412	3,573	12,775	13,524	11,557	7,250	8,005
Other British Possessions	629	3,758	2,335	1,592	3,207	1,284	4,461	2,548	2,216	5,280
TOTAL BRITISH EMPIRE	6,587	10,293	9,422	7,004	6,780	14,059	18,005	14,105	9,466	13,285

No. 10—continued

ARTICLES, AND COUNTRIES OF CONSIGNMENT; ALSO SHARE OF EACH PROVINCE	QUANTITY					VALUE				
	1930-31	1931-32	1932-33	1933-34	1934-35	1930-31	1931-32	1932-33	1933-34	1934-35
Shells and Cowries—continued										
<i>Shells—continued</i>	Lbs.	Lbs.	Lbs.	Lbs.	Lbs.	₹	₹	₹	₹	₹
<i>Tortoise-shell (including nakhla or nakh) (II. B)—continued</i>										
Italian East Africa (Somaliland and Eritrea)	7,323	7,000	17,623	6,337	9,125	6,920	7,778	18,101	4,581	6,725
Other Foreign Countries	683	1,000	918	1,498	162	1,533	1,972	1,831	1,421	700
TOTAL FOREIGN COUNTRIES	7,906	8,000	18,541	7,835	9,287	8,453	9,750	19,932	6,002	7,425
<i>Share of Bombay</i>	<i>14,377</i>	<i>18,661</i>	<i>27,910</i>	<i>14,718</i>	<i>14,722</i>	<i>21,535</i>	<i>24,848</i>	<i>33,725</i>	<i>14,772</i>	<i>18,640</i>
<i>„ Burma</i>	<i>116</i>	<i>232</i>	<i>51</i>	<i>116</i>	<i>335</i>	<i>982</i>	<i>997</i>	<i>312</i>	<i>696</i>	<i>2,070</i>
TOTAL	14,493	18,893	27,961	14,834	15,057	22,517	25,755	34,037	15,468	20,710
<i>Total value of Shells and Cowries—</i>										
BRITISH EMPIRE	—	—	—	—	—	1,14,755	1,06,155	78,758	57,480	70,679
FOREIGN COUNTRIES	—	—	—	—	—	56,595	56,673	55,057	24,454	29,786
TOTAL	—	—	—	—	—	1,71,350	1,72,828	1,28,810	81,934	1,00,465
<i>Smoker's requisites (excluding tobacco) (III. U)—</i>										
United Kingdom (including Channel Islands)	—	—	—	—	—	1,23,194	72,921	58,265	1,24,583	1,27,160
Hongkong	—	—	—	—	—	10,173	15,944	10,602	10,088	11,535
Other British Possessions	—	—	—	—	—	6,955	1,978	3,174	1,667	1,341
TOTAL BRITISH EMPIRE	—	—	—	—	—	1,40,322	89,943	72,041	1,36,338	1,40,036
Germany	—	—	—	—	—	36,565	20,104	16,722	32,269	25,093
France	—	—	—	—	—	61,277	51,515	63,310	78,088	42,000
Italy (including Fiume)	—	—	—	—	—	69,496	22,784	35,234	32,300	30,108
Austria	—	—	—	—	—	18,613	5,789	2,120	7,874	765
Czechoslovakia	—	—	—	—	—	6,970	1,012	1,861	525	1,527
Japan	—	—	—	—	—	15,834	19,020	25,171	1,21,613	1,41,648
Egypt	—	—	—	—	—	5,970	379	393	844	14
Other Foreign Countries	—	—	—	—	—	10,356	8,307	2,974	6,731	8,974
TOTAL FOREIGN COUNTRIES	—	—	—	—	—	2,45,081	1,29,000	1,62,415	2,32,194	2,50,659
<i>Share of Bengal</i>	<i>—</i>	<i>—</i>	<i>—</i>	<i>—</i>	<i>—</i>	<i>90,609</i>	<i>58,712</i>	<i>56,120</i>	<i>1,07,944</i>	<i>93,306</i>
<i>„ Bombay</i>	<i>—</i>	<i>—</i>	<i>—</i>	<i>—</i>	<i>—</i>	<i>33,264</i>	<i>78,032</i>	<i>54,101</i>	<i>1,32,315</i>	<i>1,70,853</i>
<i>„ Sind</i>	<i>—</i>	<i>—</i>	<i>—</i>	<i>—</i>	<i>—</i>	<i>15,806</i>	<i>14,335</i>	<i>13,732</i>	<i>23,653</i>	<i>24,462</i>
<i>„ Madras</i>	<i>—</i>	<i>—</i>	<i>—</i>	<i>—</i>	<i>—</i>	<i>13,989</i>	<i>10,836</i>	<i>7,936</i>	<i>13,660</i>	<i>13,937</i>
<i>„ Burma</i>	<i>—</i>	<i>—</i>	<i>—</i>	<i>—</i>	<i>—</i>	<i>1,81,745</i>	<i>57,178</i>	<i>92,518</i>	<i>1,40,555</i>	<i>37,632</i>
TOTAL	—	—	—	—	—	3,85,408	2,16,943	2,24,456	4,18,582	3,90,745
Soap—										
<i>Household and laundry soap in bars or tablets (III. U)—</i>	Cwts.	Cwts.	Cwts.	Cwts.	Cwts.					
United Kingdom (including Channel Islands)	261,051	232,387	207,746	193,928	137,569	70,69,222	51,05,680	43,09,615	38,23,926	27,26,663
Aden and Dependencies	617	..	130	13,310	12	3,343	..	2
Straits Settlements	2,145	6,551	16,053	9,175	1,001	37,498	37,653	2,11,828	1,03,826	10,833
Commonwealth of Australia	1,243	704	472	205	117	39,330	13,487	11,178	4,292	2,425
Other British Possessions	214	87	95	111	62	4,638	3,107	1,694	1,606	1,003
TOTAL BRITISH EMPIRE	266,170	239,689	224,516	203,419	138,603	71,63,048	52,02,948	45,36,358	39,33,650	27,40,916
Netherlands	577	637	80	32	..	14,270	13,848	1,511	641	..
France	18,763	23,068	17,168	12,138	5,744	3,73,448	3,75,127	2,70,082	1,82,340	80,476
Italy (including Fiume)	369	225	242	103	130	6,550	3,671	4,629	2,959	1,691
Japan	843	1,193	2,511	28,400	11,645	20,015	27,975	41,426	3,07,593	1,95,272

ARTICLES, AND COUNTRIES OF CONSIGNMENT; ALSO SHARE OF EACH PROVINCE	QUANTITY					VALUE				
	1930-31	1931-32	1932-33	1933-34	1934-35	1930-31	1931-32	1932-33	1933-34	1934-35
Soap—continued										
<i>Household and laundry soap in bars or tablets (III. U)—continued</i>										
United States of America—										
<i>Vid Atlantic Coast</i>	180	224	143	286	423	6,981	6,582	7,880	7,952	9,703
<i>" Pacific " " "</i>	165	27	2,482	81
Other Foreign Countries	226	624	70	132	406	4,406	11,751	1,357	2,651	6,223
TOTAL FOREIGN COUNTRIES	20,957	25,068	20,214	41,455	18,443	4,25,632	4,35,904	2,32,312	5,06,618	2,06,304
<i>Share of Bengal</i>	25,472	19,725	15,650	25,558	16,420	2,46,305	6,52,753	4,04,221	4,27,771	3,66,378
<i>" Bombay</i>	110,877	103,236	96,609	93,360	65,916	24,57,239	20,07,974	17,25,927	16,06,427	10,22,715
<i>" Sind</i>	26,236	27,227	31,693	29,754	25,260	2,09,483	6,22,545	2,05,234	6,24,698	5,26,792
<i>" Madras</i>	35,224	22,914	32,725	21,976	21,923	11,42,164	7,65,633	7,22,994	6,42,018	4,71,459
<i>" Burma</i>	26,415	78,233	65,067	52,322	27,772	22,22,220	16,22,222	11,94,994	10,72,222	5,76,472
TOTAL	227,127	265,655	244,720	244,874	157,246	75,89,570	56,42,852	48,09,170	44,40,268	20,24,320
<i>Foiled soap (III. U)—</i>										
United Kingdom (including Channel Islands)	23,728	23,616	25,164	25,020	23,512	23,66,278	21,27,004	24,47,226	22,77,847	24,43,177
Ceylon (excluding Maldives)	25	42	66	42	10	2,359	2,077	6,429	4,489	550
Straits Settlements	26	115	777	410	222	2,250	4,906	29,157	14,622	12,688
Commonwealth of Australia	817	1,451	1,022	877	473	25,064	26,877	27,218	21,174	10,888
Other British Possessions	6	22	55	12	2	1,272	2,811	2,778	1,120	362
TOTAL BRITISH EMPIRE	24,620	25,249	27,084	26,372	24,319	23,97,322	21,65,275	25,22,222	24,29,252	24,27,666
Denmark	186	542	176	89	58	6,609	12,160	9,252	2,761	1,425
Germany	887	712	639	512	546	74,152	58,926	44,877	29,769	47,725
Netherlands	185	128	251	169	28	2,125	5,061	9,929	4,927	1,207
France	1,115	617	194	79	99	62,177	20,476	12,777	10,111	10,322
Italy (including Fiume)	74	38	20	5	12	6,502	1,744	1,219	442	771
Austria	112	115	172	150	22	12,089	10,877	12,207	11,312	1,545
Java	24	49	98	125	526	2,292	4,277	6,018	9,192	19,510
Japan	94	166	272	10,276	2,622	5,969	5,277	46,192	2,27,622	1,12,149
United States of America—										
<i>Vid Atlantic Coast</i>	5,001	4,129	4,255	4,069	5,291	5,27,222	4,22,122	4,02,240	4,00,451	4,42,222
<i>" Pacific " " "</i>	2	124	151	58	76	9	9,420
Other Foreign Countries	54	21	45	8	2	2,195	1,769	5,990	1,141	227
TOTAL FOREIGN COUNTRIES	7,724	6,527	6,728	15,642	10,209	7,27,172	6,21,757	5,52,222	7,07,247	6,64,214
<i>Share of Bengal</i>	2,412	2,220	12,272	12,222	12,114	7,02,220	6,24,277	2,22,404	7,29,220	2,12,222
<i>" Bombay</i>	7,422	7,222	2,222	15,222	11,240	7,10,272	2,02,224	7,27,221	2,07,122	7,24,221
<i>" Sind</i>	2,220	2,222	4,221	2,222	7,220	2,22,222	2,22,221	2,22,222	6,07,222	2,22,221
<i>" Madras</i>	11,222	6,122	12,221	10,222	10,109	11,22,222	7,24,222	2,22,221	7,21,222	7,22,220
<i>" Burma</i>	1,221	1,222	2,222	2,222	2,222	2,12,220	2,02,222	2,11,222	1,22,222	1,22,222
TOTAL	22,224	21,776	42,212	22,216	44,222	21,24,426	22,07,222	20,22,222	21,27,222	21,41,222
<i>Other sorts (III. U)—</i>										
United Kingdom (including Channel Islands)	9,202	8,210	5,122	5,222	2,500	2,47,221	2,62,222	1,02,221	1,57,222	1,19,221
Other British Possessions	106	42	9	26	12	4,222	1,222	214	762	754
TOTAL BRITISH EMPIRE	9,214	8,252	5,132	5,248	2,512	2,51,443	2,63,444	1,02,435	1,58,444	1,20,222
Germany	2,227	2,642	1,659	924	505	22,216	1,12,222	1,09,222	20,222	10,221
France	216	222	142	156	51	7,422	9,246	2,072	2,601	1,472
Japan	122	114	612	52	442	2,771	1,992	7,222	940	4,222

No. 10—continued

ARTICLES, AND COUNTRIES OF CONSIGNMENT; ALSO SHARE OF EACH PROVINCE	QUANTITY					VALUE				
	1930-31	1931-32	1932-33	1933-34	1934-35	1930-31	1931-32	1932-33	1933-34	1934-35
						Rs	Rs	Rs	Rs	Rs
Soap—concluded.										
<i>Other sorts (III. U—contd.)</i>	<i>Cwts.</i>	<i>Cwts.</i>	<i>Cwts.</i>	<i>Cwts.</i>	<i>Cwts.</i>					
United States of America— Via Atlantic Coast	281	222	183	48	88	28,015	21,209	12,014	3,092	1,333
„ Pacific „	—	—	—	12	—	—	—	—	190	—
Other Foreign Countries	35	186	81	37	320	1,215	3,168	697	3,432	5,663
TOTAL FOREIGN COUNTRIES	2,927	3,500	2,037	1,235	1,390	1,32,765	1,52,955	1,24,311	41,537	24,264
<i>Share of Bengal</i>	<i>4,468</i>	<i>3,065</i>	<i>3,349</i>	<i>2,589</i>	<i>1,119</i>	<i>1,56,260</i>	<i>1,03,554</i>	<i>76,300</i>	<i>63,525</i>	<i>26,410</i>
„ Bombay	3,428	4,749	3,323	1,981	1,354	1,18,532	1,60,866	1,45,483	71,031	50,693
„ Sind	371	375	319	913	340	43,450	37,431	37,196	34,253	39,033
„ Madras	673	613	454	234	373	37,714	22,337	13,774	3,767	10,777
„ Burma	3,404	3,051	349	751	742	1,23,163	92,032	23,733	16,369	17,538
TOTAL	12,341	12,353	7,799	6,523	4,933	4,84,169	4,16,270	3,07,036	1,99,995	1,44,499
Total Soap—	Cwts.	Cwts.	Cwts.	Cwts.	Cwts.					
United Kingdom (including Channel Islands)	295,485	234,763	243,063	234,210	174,635	97,82,531	75,04,772	69,59,262	63,59,468	53,09,321
Aden and Dependencies	617	—	150	—	1	13,257	12	2,358	—	50
Ceylon (excluding Maldives)	194	156	146	67	59	7,392	4,503	7,610	4,317	1,042
Far East Settlements	2,193	6,710	16,331	9,006	1,335	40,576	93,134	2,40,853	1,18,379	23,567
Commonwealth of Australia	2,060	2,153	1,435	1,095	591	64,433	50,403	33,464	35,765	13,425
Other British Possessions	150	104	77	112	24	4,441	5,625	3,361	2,431	521
TOTAL BRITISH EMPIRE	300,704	273,791	266,762	245,020	176,695	99,12,635	76,53,533	72,51,911	65,21,360	53,43,326
Denmark	186	561	180	39	53	6,603	13,325	9,424	2,761	1,435
Germany	3,172	3,400	2,398	1,443	1,145	1,07,306	1,77,232	1,45,273	70,244	60,334
Netherlands	770	999	338	206	33	22,744	21,495	11,763	5,331	1,807
France	20,093	24,013	17,507	12,373	5,364	4,49,053	4,15,549	2,92,331	1,96,052	92,266
Italy (including Fiume)	443	283	272	193	243	13,113	5,715	5,996	3,405	4,047
Austria	124	115	173	170	126	12,404	10,377	12,207	13,659	3,117
Java	143	325	93	243	734	4,013	3,853	6,023	10,375	22,137
Japan	1,065	1,473	4,003	33,343	15,710	23,755	35,247	94,351	5,96,227	3,13,250
United States of America— Via Atlantic Coast	5,463	4,535	4,531	4,503	5,752	5,73,411	5,12,363	4,25,134	4,11,406	4,53,663
„ Pacific „	2	—	—	177	124	151	53	103	2,631	3,451
Other Foreign Countries	153	327	125	33	273	7,433	7,407	7,321	3,072	5,390
TOTAL FOREIGN COUNTRIES	31,613	35,993	29,579	53,333	30,112	12,35,550	12,13,616	10,10,361	13,16,002	9,71,972
<i>Share of Bengal</i>	<i>33,353</i>	<i>33,000</i>	<i>33,337</i>	<i>42,443</i>	<i>29,662</i>	<i>17,11,495</i>	<i>13,10,533</i>	<i>13,36,435</i>	<i>12,66,326</i>	<i>12,07,020</i>
„ Bombay	130,335	131,034	111,637	115,293	73,340	33,56,294	39,74,664	26,13,141	35,44,706	13,79,099
„ Sind	31,337	31,733	30,753	30,303	33,330	12,14,367	11,12,177	12,30,126	13,36,714	11,93,379
„ Madras	50,024	41,763	45,360	43,147	32,430	23,10,303	15,52,159	16,43,399	14,34,402	12,43,307
„ Burma	31,673	33,120	63,309	62,723	31,415	26,76,373	19,23,571	14,34,731	12,75,314	7,92,333
TOTAL	332,322	309,784	296,341	303,413	206,807	1,11,93,236	83,72,154	62,62,372	73,37,362	63,20,733
Specimens (Illustrative of Natural Science) (I-3)—										
United Kingdom (including Channel Islands)	—	—	—	—	—	11,335	17,356	11,336	17,237	13,300
Other British Possessions	—	—	—	—	—	4,745	1,939	332	433	1,950
TOTAL BRITISH EMPIRE	—	—	—	—	—	16,030	19,295	12,778	17,750	15,250
Germany	—	—	—	—	—	13,657	11,017	12,175	11,637	30,137

ARTICLES, AND COUNTRIES OF CONSIGNMENT; ALSO SHARE OF EACH PROVINCE	QUANTITY					VALUE				
	1930-31	1931-32	1932-33	1933-34	1934-35	1930-31	1931-32	1932-33	1933-34	1934-35
Specimens (Illustrative of Natural Science) (H. S)—continued						R	R	R	R	R
United States of America—										
Via Atlantic Coast	—	—	—	—	—	6,189	3,710	2,126	2,029	3,079
" Pacific "	—	—	—	—	—	226	—	277
Other Foreign Countries	—	—	—	—	—	4,177	6,474	2,041	1,757	7,127
TOTAL FOREIGN COUNTRIES	—	—	—	—	—	29,249	21,201	16,618	16,828	40,943
Share of Bengal	—	—	—	—	—	6,396	6,049	8,197	6,079	7,078
" Bombay	—	—	—	—	—	26,023	21,484	16,123	16,126	17,377
" Sind	—	—	—	—	—	3,377	3,514	1,407	6,454	22,704
" Madras	—	—	—	—	—	7,313	6,291	2,323	6,331	3,243
" Burma	—	—	—	—	—	1,955	2,708	772	222	257
TOTAL	—	—	—	—	—	45,879	41,046	29,806	34,078	66,259
Spices—										
Belemnites (I. F)—										
Ceylon (excluding Maldives).	169,817	97,509	99,069	87,257	74,698	85,37,338	20,08,255	17,85,863	14,77,258	10,35,323
Straits Settlements	1,006,011	989,023	995,156	1,071,065	1,130,910	1,51,85,218	1,22,26,568	99,63,357	87,15,177	89,63,372
Federated Malay States	207	57	49	942	890	3,067	480	579	6,614	6,056
Hongkong	866	5,708	3,418	23,403	..
Other British Possessions	88	41	162	415	..	354	596	1,603	2,489	2
TOTAL BRITISH EMPIRE	1,176,121	1,086,730	1,096,302	1,165,222	1,206,502	1,87,26,477	1,43,05,898	1,16,94,430	1,02,29,941	1,00,04,812
Sumatra	5,642	3,267	41,001	17,947
Java	11,355	12,657	17,179	23,324	17,003	1,71,165	1,59,208	1,75,861	1,87,459	2,02,576
China (exclusive of Hongkong and Macao)	2,358	1,522	3,909	..	723	14,351	9,255	22,221	..	3,801
Other Foreign Countries	216	61	69	60	10	2,440	679	537	379	115
TOTAL FOREIGN COUNTRIES	13,929	14,300	21,147	29,026	21,003	1,88,465	1,69,142	1,96,679	2,28,839	2,24,539
Share of Bengal	749,431	639,655	635,692	650,305	674,373	1,13,99,168	78,53,857	53,96,743	51,25,134	46,23,296
" Bombay	133,394	125,372	201,846	204,523	190,779	18,54,500	13,90,556	23,32,454	18,45,788	15,22,372
" Sind	885	10,536	2,609	1,166	540	10,247	2,344	25,295	7,609	3,543
" Madras	209,263	218,708	232,366	257,703	268,063	42,02,734	34,99,343	21,94,164	22,23,657	23,21,439
" Burma	96,897	106,751	39,038	70,371	93,745	14,42,303	12,22,411	2,22,444	5,96,592	6,20,591
TOTAL	1,100,050	1,101,020	1,117,349	1,194,405	1,227,505	1,29,14,942	1,44,75,040	1,18,98,109	1,04,53,780	1,02,29,351
Cardamoms (I. F)—										
Ceylon (excluding Maldives).	19	104	186	44	24	2,865	10,360	18,016	3,981	1,787
Straits Settlements	9	2	2	92,356	..	396	263	68	6,51,094
Hongkong	108	106	119	70	36	6,677	5,989	6,313	5,490	1,290
Other British Possessions	20	285	3,855	..	5	..	1,710
TOTAL BRITISH EMPIRE	147	219	307	116	92,701	13,397	16,745	24,602	9,543	6,56,481
China (exclusive of Hongkong and Macao)	964	445	671	575	902	47,016	28,313	39,019	30,822	23,204
Other Foreign Countries	830	35	..	4,623
TOTAL FOREIGN COUNTRIES	964	445	671	575	1,741	47,016	28,313	39,054	30,832	27,827
Share of Bengal	453	134	37	79	94,121	11,227	3,367	4,406	5,933	6,70,520
" Bombay	103	129	307	44	63	10,080	11,624	24,563	3,966	3,602
" Sind	5	9	336	570	..	39	..
" Madras	543	392	594	868	203	33,210	23,997	24,523	30,497	10,126
TOTAL	1,111	664	978	691	94,442	60,413	45,058	68,656	40,375	6,84,308
Cassia (I. F)—										
Ceylon (excluding Maldives)	78	62	125	413	2	926	639	1,376	5,881
Straits Settlements	856	1,261	566	798	907	11,698	16,222	6,255	8,785	9,945
Hongkong	20,052	16,391	15,527	13,005	13,092	2,05,027	1,95,060	1,75,065	1,57,247	1,53,366
Other British Possessions	13	1	186	24
TOTAL BRITISH EMPIRE	20,908	17,738	16,156	13,928	14,414	2,76,722	2,12,394	1,82,588	1,67,978	1,69,192

No. 10—continued

ARTICLES, AND COUNTRIES OF CONSIGNMENT; ALSO SHARE OF EACH PROVINCE	QUANTITY					VALUE				
	1980-81	1981-82	1982-83	1983-84	1984-85	1980-81	1981-82	1982-83	1983-84	1984-85
	Owts.	Owts.	Owts.	Owts.	Owts.	Rs.	Rs.	Rs.	Rs.	Rs.
Spices—continued										
Cassia—continued										
China (exclusive of Hongkong and Macao)	40,841	48,454	42,008	54,132	58,808	5,61,577	5,61,471	5,09,500	6,07,916	5,81,896
Other Foreign Countries	1	..	70	..	477	10	..	710	..	4,247
TOTAL FOREIGN COUNTRIES	40,842	48,454	42,078	54,132	54,280	5,61,587	5,61,471	5,09,210	6,07,916	5,85,648
Share of Bengal	21,268	20,530	19,398	24,226	24,468	2,82,141	2,49,574	2,04,500	2,92,199	2,53,512
.. Bombay	32,405	30,287	28,017	31,037	30,726	4,56,208	4,02,943	3,57,312	3,52,407	3,63,043
.. Sind	4,025	4,321	5,807	6,235	7,607	50,400	40,250	58,942	53,622	72,937
.. Madras	8,515	5,370	4,345	5,358	5,301	48,720	72,176	53,021	63,147	53,228
.. Burma	37	702	1,369	705	692	840	3,922	17,453	8,519	7,115
TOTAL	61,250	61,192	58,834	68,060	68,694	8,38,309	7,73,865	6,91,793	7,75,894	7,54,835
Chillies (I. P.)—										
Ceylon (excluding Maldives)	800	612	812	231	1	19,042	9,458	3,897	3,761	23
Straits Settlements	11	13	..	237	..	319	205	12	5,978	..
Other British Possessions	1	1	1	17	18	14	17	13	374
TOTAL BRITISH EMPIRE	920	626	813	469	18	19,379	9,677	3,926	9,752	397
Siam	745	1	8,699
Other Foreign Countries	1	..	8	..	4	24	11	185	..	66
TOTAL FOREIGN COUNTRIES	1	..	8	..	749	24	11	185	1	8,765
Share of Bengal	1	60
.. Bombay	245	..	8	2	14	5,888	..	185	12	247
.. Sind	1	16
.. Madras	564	611	312	465	746	13,165	9,437	3,897	9,716	8,719
.. Burma	12	15	1	3	5	352	251	29	25	121
TOTAL	821	626	821	469	767	19,403	9,688	4,111	9,753	9,162
Cinnamon (I. P.)—										
TOTAL BRITISH EMPIRE	58	4	7	6	8	1,529	164	1,187	972	1,080
TOTAL FOREIGN COUNTRIES	40	100	140	..	254
Share of Bombay	5	..	4
.. Madras	58	3	5	5	3	1,499	124	127	129	57
.. Burma	1	2	1	5	65	140	1,196	343	1,277
TOTAL	58	4	7	6	8	1,569	264	1,327	972	1,334
Cloves (I. P.)—										
United Kingdom (including Channel Islands)	60	757	148	100	1,196	950	8,726	3,350	1,007	11,752
Aden and Dependencies	29	..	32	876	5	2,000	..	2,000	37,464	205
Ceylon (excluding Maldives)	139	266	419	144	1,986	3,305	12,159	15,736	4,673	83,309
Straits Settlements	111	7	6	..	4	7,831	371	316	2	166
Zanzibar and Pemba	49,011	65,514	61,131	70,538	73,917	82,92,778	39,70,034	38,80,495	33,60,395	29,26,847
Kenya Colony	3,824	1,250	..	32	794	2,06,394	83,559	..	960	29,858
Tanganyika Territory	140	6,702
Other British Possessions	1	1	..	43	..	34	33	16
TOTAL BRITISH EMPIRE	52,174	67,794	61,872	71,386	77,902	85,17,846	40,74,899	34,05,633	34,04,534	30,52,153
Germany	8,245	14,906	6,897	5,104	5,935	69,420	1,39,537	58,842	80,311	31,331
France	1,938	102	..	20	47	1,23,319	14,076	..	626	1,640
Italy (including Plume)	100	7,920
Madagascar and Kerguelon	108	98	192	..	215	11,010	4,490	11,400	..	7,888

ARTICLES, AND COUNTRIES OF CONSIGNMENT; ALSO SHARE OF EACH PROVINCE	QUANTITY					VALUE				
	1930-31	1931-32	1932-33	1933-34	1934-35	1930-31	1931-32	1932-33	1933-34	1934-35
Spices—continued						B	B	B	B	B
Cloves (I. F)—continued	Owts.	Owts.	Owts.	Owts.	Owts.					
United States of America—										
Via Atlantic Coast . . .	1,258	205	89	205	..	22,409	4,000	2,100	4,000	..
Other Foreign Countries . .	340	485	11	7	92	4,276	2,334	729	1,874	2,580
TOTAL FOREIGN COUNTRIES	11,974	16,076	6,689	5,327	6,289	2,20,924	1,74,316	73,071	27,810	44,569
Share of Bengal	12,354	17,729	16,766	17,000	22,975	2,45,969	10,26,229	7,85,679	7,06,205	2,26,104
" Bombay	51,418	65,544	49,763	27,744	55,403	22,24,299	31,67,555	26,29,537	26,63,999	21,72,794
" Sind	5	14	63	31	73	372	821	1,514	937	1,612
" Madras	279	623	2,006	1,981	2,721	17,914	24,790	23,222	69,255	99,212
" Burma	3	..	24	7	1	226	3	1,143	237	192
TOTAL	64,148	83,870	68,661	76,763	84,191	27,48,780	42,40,215	24,81,704	24,41,844	30,96,748
Ginger (I. F)—	Owts.	Owts.	Owts.	Owts.	Owts.					
Straits Settlements	45	6	..	2	500	1,097	51	..	25	10,356
Hongkong	18	442	630	9,885
Other British Possessions . .	23	2	1	..	63	786	60	30	4	1,015
TOTAL BRITISH EMPIRE	91	8	1	2	1,005	2,513	111	30	29	20,765
Japan	1,954	719	752	1,267	11,937	61,207	12,851	12,472	22,241	2,07,926
Other Foreign Countries . . .	32	2	..	1,215	22	..
TOTAL FOREIGN COUNTRIES	1,986	719	752	1,269	11,937	62,422	12,851	12,472	22,263	2,07,926
Share of Bengal	274	427	351	227	1,245	2,034	10,021	4,502	6,423	22,647
" Bombay	1,739	294	501	942	11,529	54,723	2,290	12,971	16,240	2,02,217
" Madras	49	1,221	19	16	4	1
" Burma	33	6	1	2	158	327	61	29	25	2,226
TOTAL	2,077	727	753	1,271	12,942	64,035	12,902	12,502	22,292	2,26,691
Nutmegs (I. F)—	Owts.	Owts.	Owts.	Owts.	Owts.					
Ceylon (excluding Maldives). .	481	261	287	424	528	12,676	2,279	4,426	2,226	9,201
Straits Settlements	2,590	2,244	2,173	2,068	9,945	5,01,297	2,76,994	2,11,965	2,62,228	2,21,207
Other British Possessions . . .	28	32	12	6	6	2,222	1,758	524	252	204
TOTAL BRITISH EMPIRE	3,049	2,537	2,472	2,103	10,534	5,17,205	2,87,021	2,16,925	2,90,776	2,41,402
Java	146	50	272	229	110	6,545	2,100	6,825	5,404	1,920
Other Foreign Countries	11	124	1	24	172	127	1,206	23	690	3,463
TOTAL FOREIGN COUNTRIES	157	174	273	253	282	6,672	3,306	6,848	6,154	5,398
Share of Bengal	2,224	2,122	2,222	2,174	4,242	1,72,214	21,027	74,920	64,252	67,222
" Bombay	4,266	4,227	4,557	4,514	4,379	2,07,423	2,20,206	1,94,522	1,76,460	1,52,276
" Sind	62	50	40	62	114	2,126	1,752	1,071	1,012	1,661
" Madras	722	729	722	922	979	22,254	29,227	22,202	25,022	22,029
" Burma	266	1,017	1,026	1,042	1,002	26,290	21,220	29,247	29,264	27,422
TOTAL	9,206	8,221	8,747	9,266	10,210	5,22,277	2,90,221	2,22,722	2,26,220	2,40,792
Pepper (I. F)—	Owts.	Owts.	Owts.	Owts.	Owts.					
United Kingdom (including Channel Islands)	617	22	45	46	21	51,992	5,592	5,750	5,054	2,025
Ceylon (excluding Maldives) . .	222	276	41	202	27	10,477	22,745	1,540	7,179	952
Straits Settlements	11,470	7,965	10,242	7,714	2,924	7,52,510	4,22,105	4,22,210	2,40,175	70,622
Zanzibar and Pemba	150	72	47	74	72	11,425	4,471	1,750	2,475	2,222
Other British Possessions	1	..	9	..	22	61	19	222	7	1,220
TOTAL BRITISH EMPIRE	12,271	8,221	10,290	8,022	2,992	2,26,406	5,12,242	4,22,244	2,51,200	24,220

No. 10—continued

ARTICLES, AND COUNTRIES OF CONSIGNMENT; ALSO SHARE OF EACH PROVINCE	QUANTITY					VALUE				
	1930-31	1931-32	1932-33	1933-34	1934-35	1930-31	1931-32	1932-33	1933-34	1934-35
<i>Spices—continued</i>										
<i>Pepper (I. F.)—continued</i>										
Java	Cwts. 2,208	Cwts. 1,546	Cwts. 2,351	Cwts. 3,471	Cwts. 3,257	Rs. 1,89,833	Rs. 83,657	Rs. 81,249	Rs. 91,960	Rs. 66,146
Other Foreign Countries	4	18	..	1	..	305	954	..	75	6
TOTAL FOREIGN COUNTRIES	2,212	1,569	2,351	3,472	3,257	1,90,148	84,611	81,249	92,035	66,152
<i>Share of Bengal</i>	<i>7,437</i>	<i>3,455</i>	<i>3,785</i>	<i>4,367</i>	<i>3,611</i>	<i>4,87,102</i>	<i>2,04,335</i>	<i>1,37,536</i>	<i>1,21,707</i>	<i>77,311</i>
" <i>Bombay</i>	<i>6,131</i>	<i>5,360</i>	<i>5,237</i>	<i>6,374</i>	<i>3,152</i>	<i>4,49,986</i>	<i>3,04,577</i>	<i>4,11,238</i>	<i>2,00,518</i>	<i>53,412</i>
" <i>Sind</i>	<i>3</i>	<i>21</i>	<i>53</i>	<i>32</i>	<i>..</i>	<i>125</i>	<i>787</i>	<i>2,092</i>	<i>689</i>	<i>..</i>
" <i>Madras</i>	<i>640</i>	<i>335</i>	<i>226</i>	<i>220</i>	<i>144</i>	<i>45,489</i>	<i>14,814</i>	<i>11,439</i>	<i>8,240</i>	<i>4,446</i>
" <i>Burma</i>	<i>593</i>	<i>439</i>	<i>440</i>	<i>521</i>	<i>443</i>	<i>43,927</i>	<i>19,020</i>	<i>17,133</i>	<i>15,671</i>	<i>2,543</i>
TOTAL	14,788	10,010	12,741	11,514	6,350	10,26,639	6,08,453	5,79,493	3,46,925	1,50,372
<i>Other sorts (I. F.)—</i>										
Ceylon (excluding Maldives)	56	133	48	21	25	6,646	5,597	2,574	1,707	1,572
Straits Settlements	1,916	1,764	1,405	1,753	1,320	2,48,608	2,26,542	1,59,240	1,56,032	1,26,281
Hongkong	1,410	464	123	..	50	22,364	7,725	1,429	..	420
Other British Possessions	12	5	36	3	17	2,257	1,029	1,615	426	2,037
TOTAL BRITISH EMPIRE	3,394	2,366	1,612	1,777	1,412	2,80,875	2,40,893	1,64,868	1,58,165	1,30,310
Java	18	10	15	89	..	3,807	1,697	1,651	6,320	..
Japan	338	715	2,017	310	1,044	10,066	13,717	24,598	6,961	14,086
Other Foreign Countries	38	15	46	2	94	367	258	1,238	109	3,182
TOTAL FOREIGN COUNTRIES	444	740	2,078	901	1,738	14,740	15,672	27,487	13,890	17,268
<i>Share of Bengal</i>	<i>259</i>	<i>406</i>	<i>231</i>	<i>350</i>	<i>262</i>	<i>49,039</i>	<i>44,256</i>	<i>25,406</i>	<i>34,585</i>	<i>25,721</i>
" <i>Bombay</i>	<i>2,301</i>	<i>2,124</i>	<i>2,966</i>	<i>1,355</i>	<i>2,433</i>	<i>1,63,477</i>	<i>1,54,833</i>	<i>1,25,888</i>	<i>1,07,394</i>	<i>83,365</i>
" <i>Sind</i>	<i>4</i>	<i>15</i>	<i>1</i>	<i>6</i>	<i>9</i>	<i>333</i>	<i>2,343</i>	<i>146</i>	<i>633</i>	<i>553</i>
" <i>Madras</i>	<i>293</i>	<i>349</i>	<i>305</i>	<i>344</i>	<i>309</i>	<i>45,064</i>	<i>43,494</i>	<i>30,766</i>	<i>21,552</i>	<i>26,135</i>
" <i>Burma</i>	<i>281</i>	<i>182</i>	<i>137</i>	<i>123</i>	<i>137</i>	<i>32,183</i>	<i>11,548</i>	<i>10,199</i>	<i>7,356</i>	<i>19,299</i>
TOTAL	3,838	3,106	3,690	2,978	3,150	2,95,615	2,55,565	1,92,345	1,72,055	1,47,578
<i>Total Spices—</i>										
United Kingdom (including Channel Islands)	706	814	216	147	1,207	57,562	15,432	9,983	6,276	17,727
Aden and Dependencies	29	24	38	376	44	2,000	528	2,023	37,500	1,607
Ceylon (excluding Maldives)	171,685	99,527	101,323	88,469	77,769	36,09,319	21,38,892	17,82,385	15,08,290	11,38,346
Straits Settlements	1,029,012	1,095,293	1,015,560	1,090,234	9,238,886	1,67,09,203	1,33,42,490	1,09,21,013	94,08,680	1,00,09,794
Federated Malay States	207	56	66	947	1,135	3,078	532	1,584	6,929	8,251
Hongkong	21,538	16,961	16,638	18,780	13,625	2,95,760	2,08,778	1,87,242	1,92,430	1,05,993
Zanzibar and Pemba	49,279	65,635	61,347	70,310	73,900	33,03,880	39,76,402	33,84,343	33,63,013	29,29,172
Kenya Colony	2,324	1,250	..	32	794	2,06,394	53,559	..	960	29,858
Tanganyika Territory	143	6,302
Other British Possessions	3	1	2	416	2	145	15	33	2,502	64
TOTAL BRITISH EMPIRE	1,275,333	1,102,568	1,105,333	1,270,211	1,407,539	2,41,92,439	1,97,66,648	1,62,95,418	1,45,26,530	1,43,60,312
Germany	3,245	14,090	6,397	5,104	5,935	69,420	1,39,537	58,842	30,311	31,337
France	1,933	192	20	20	47	1,33,819	14,075	436	625	1,640
Italy (including Fiume)	100	..	1	7,920	..	74	..
Sumatra	73	5,042	3,207	1,184	4	..	41,001	17,957
Java	13,732	14,263	19,618	27,123	21,211	3,71,540	2,46,678	2,65,605	2,91,793	2,76,309
Siam	136	52	57	..	745	1,144	578	344	1	8,909
China (exclusive of Hongkong and Macao)	43,376	45,494	47,178	54,709	55,432	6,23,323	5,99,000	5,69,941	6,38,770	6,68,634

ARTICLES, AND COUNTRIES OF CONSIGNMENT; ALSO SHARE OF EACH PROVINCE	QUANTITY					VALUE				
	1930-31	1931-32	1932-33	1933-34	1934-35	1930-31	1931-32	1932-33	1933-34	1934-35
	Owts.	Owts.	Owts.	Owts.	Owts.	R	R	R	R	R
Spices—continued										
Total Spices—continued										
Japan	2,348	1,434	2,880	2,077	14,121	71,283	32,570	43,815	30,202	2,37,000
Madagascar and Kerguelon	193	98	102	..	215	11,010	4,400	11,400	..	7,500
United States of America— <i>Via Atlantic Coast</i>	1,260	205	80	206	..	22,444	4,000	2,100	4,000	2
<i>" Pacific</i> "	4
Other Foreign Countries	213	643	53	133	253	1,376	4,006	1,022	2,053	3,224
TOTAL FOREIGN COUNTRIES	72,009	77,477	76,648	95,015	101,275	12,02,042	10,55,798	9,54,405	10,40,240	11,52,254
<i>Share of Bengal</i>	794,992	634,524	622,491	702,967	322,461	1,32,61,544	95,12,102	66,12,254	63,53,613	66,71,316
<i>" Bombay</i>	232,596	234,437	295,942	307,435	300,433	61,51,597	62,27,542	60,96,123	53,57,312	45,00,333
<i>" Sind</i>	4,762	14,028	2,572	7,422	2,344	65,622	42,622	29,157	69,299	20,222
<i>" Madras</i>	216,974	226,972	246,922	263,922	272,422	44,53,000	37,12,212	34,22,220	21,11,922	25,92,444
<i>" Burma</i>	92,212	102,022	92,042	72,212	92,022	12,22,212	12,22,222	10,12,222	6,22,222	7,22,212
TOTAL	1,347,342	1,270,040	1,271,061	1,365,226	1,508,866	2,54,94,422	2,06,22,441	1,72,49,222	1,55,66,220	1,55,49,106
Starch, Dextrine and Farina—										
Starch (III. U)—										
United Kingdom (including Channel Islands)	2,821	1,422	2,911	2,092	2,844	48,850	22,577	49,916	52,496	48,117
Other British Possessions	322	227	22	716	4	2,291	1,722	172	2,222	27
TOTAL BRITISH EMPIRE	3,143	1,649	2,933	2,808	2,848	51,141	24,299	50,088	54,718	48,144
Germany	2,120	2,691	12,122	29,022	64,122	20,421	24,022	1,22,711	1,79,422	4,29,722
Netherlands	12,717	22,212	29,220	26,222	22,222	2,22,222	4,07,222	4,47,122	2,27,722	4,22,447
Belgium	26,022	20,622	22,222	27,222	22,210	2,21,421	2,42,022	2,47,901	1,79,722	1,97,027
France	72	..	122	..	2,220	709	..	1,222	..	29,712
Luxemburg	720	11,222
Italy (including Fiume)	741	642	442	660	80	9,222	7,221	6,222	2,697	1,022
Austria	4,224	200	40	46,799	1,240	542
Hungary	442	5,224	..
Czechoslovakia	52,227	46,229	122	4,72,222	2,21,295	1,902
Japan	50	2	20	192	22,120	701	127	527	1,227	2,17,220
Java	1,022	..	4	6,592	..	20
Egypt	4,572	22,222
United States of America— <i>Via Atlantic Coast</i>	22,222	22,222	46,971	22,222	57,722	2,22,210	2,12,224	2,92,297	5,92,222	4,02,122
Other Foreign Countries	121	201	..	2,410	..	2	1,402
TOTAL FOREIGN COUNTRIES	127,122	140,422	122,761	176,299	226,522	12,99,221	12,00,910	12,21,522	12,96,566	17,21,401
<i>Share of Bengal</i>	79,042	24,617	66,116	22,222	21,197	7,92,797	4,92,595	2,72,229	2,92,222	6,92,222
<i>" Bombay</i>	22,222	22,222	22,222	21,222	122,224	2,92,227	7,92,222	6,72,222	7,12,402	11,02,422
<i>" Sind</i>	1,491	1,619	227	1,420	2,222	10,222	20,040	12,222	12,422	21,722
<i>" Madras</i>	1,767	1,622	1,472	2,221	7,229	24,227	12,421	16,427	12,210	22,122
<i>" Burma</i>	1,027	222	194	211	174	14,222	7,114	4,404	7,246	2,222
TOTAL	140,211	142,172	141,707	180,917	226,460	14,50,422	12,22,220	12,21,642	12,92,296	17,99,606
Farina and Potato flour (III. U)—										
United Kingdom (including Channel Islands)	2,210	270	622	1,222	16,221	20,072	7,440	2,249	10,202	1,12,024
Poland (including Danzig)	1,272	6,422	12,211	42,166
Germany	12,620	7,492	222	1,621	661	22,279	21,224	2,669	12,909	4,742
Netherlands	62,794	100,142	22,222	72,222	22,190	4,97,092	7,27,249	6,70,122	2,42,021	4,16,070
Belgium	972	1,002	1,722	2,942	1,207	7,121	7,291	11,906	12,622	7,429
Japan	627	11,222	4,690	70,722
United States of America— <i>Via Atlantic Coast</i>	1,100	10	..	2,619	619
Other Foreign Countries	1	227	..	120	..	60	2,212	..	227	..
TOTAL FOREIGN COUNTRIES	82,290	109,997	90,979	21,226	72,746	2,22,222	2,06,222	6,27,247	2,94,646	2,47,661

No. 10—continued

ARTICLES, AND COUNTRIES OF CONSIGNMENT; ALSO SHARE OF EACH PROVINCE	QUANTITY					VALUE				
	1930-31	1931-32	1932-33	1933-34	1934-35	1930-31	1931-32	1932-33	1933-34	1934-35
	Cwts.	Cwts.	Cwts.	Cwts.	Cwts.	Rs.	Rs.	Rs.	Rs.	Rs.
Starch, Dextrine and Farina— continued										
<i>Farina and Potato flour (III. U)</i> —continued.										
Share of Bengal	14,325	11,624	5,722	6,777	5,005	1,11,427	30,765	55,169	48,380	43,675
" Bombay	69,148	97,434	33,322	75,044	33,265	4,86,860	7,18,690	6,18,635	5,47,410	6,13,583
" Sind	178	360	447	103	108	1,416	3,087	4,397	1,615	1,170
" Madras	1,091	1,174	1,820	868	379	6,100	9,736	13,845	7,449	3,200
" Burma	568	275	10	4,747	2,157	167
TOTAL	85,200	110,867	91,611	82,851	89,367	6,09,640	8,14,335	6,93,096	6,04,854	6,61,785
Sego Flour (III. U)—	Cwts.	Cwts.	Cwts.	Cwts.	Cwts.					
United Kingdom (including Channel Islands)	1,146	2,638	1,592	736	1,008	10,733	15,316	12,241	5,162	8,330
Straits Settlements	209,463	225,737	257,977	269,077	250,825	18,56,665	12,25,007	12,07,196	11,25,460	10,59,693
Other British Possessions	183	276	105	..	232	650	1,589	1,869	..	1,093
TOTAL BRITISH EMPIRE	210,747	228,646	259,674	269,813	252,113	18,68,048	12,41,912	12,21,306	11,80,612	10,69,116
Java	994	8,504	8,714	434	4	7,430	54,265	48,299	1,873	20
Japan	508	2,743	522	942	..	3,216	16,623	2,333	3,668	..
Other Foreign Countries	386	140	305	2,098	570	8,236
TOTAL FOREIGN COUNTRIES	1,838	11,247	9,236	1,516	309	12,794	70,888	50,632	6,111	8,256
Share of Bengal	28,171	46,358	37,324	40,510	54,362	2,08,730	3,12,636	2,07,100	1,77,786	2,46,091
" Bombay	163,982	168,524	199,529	304,356	163,723	9,64,524	8,50,071	8,96,897	8,37,759	6,34,663
" Sind	33	34	66	..	36	233	219	231	..	143
" Madras	30,123	24,850	31,921	26,424	29,633	2,14,568	1,42,924	1,67,660	1,20,997	1,40,596
" Burma	276	127	..	39	163	2,493	950	..	181	375
TOTAL	212,585	230,808	268,910	271,329	252,922	18,80,842	18,12,800	12,71,938	11,36,723	10,72,372
Dextrine (III. U)—(a)			Cwts.	Cwts.	Cwts.					
United Kingdom (including Channel Islands)	—	—	160	21	16	—	—	2,240	395	413
Germany	—	—	1,146	8,306	11,097	—	—	12,939	30,034	1,00,416
Netherlands	—	—	19,683	12,463	9,542	—	—	1,67,709	1,22,559	99,262
Czechoslovakia	—	—	534	—	—	5,956
Japan	—	—	235	273	8,563	—	—	2,609	3,265	68,775
United States of America— Pfd Atlantic Coast	—	—	201	4,597	4,064	—	—	2,806	40,737	35,335
Other Foreign Countries	—	—	237	878	247	—	—	2,370	4,389	1,250
TOTAL FOREIGN COUNTRIES	—	—	22,036	21,417	33,543	—	—	1,94,339	2,00,984	3,05,538
Share of Bengal	—	—	2,324	2,664	3,169	—	—	26,269	29,328	32,545
" Bombay	—	—	18,772	13,433	29,524	—	—	1,63,980	1,63,309	2,62,322
" Sind	—	—	440	155	527	—	—	5,040	1,523	5,069
" Madras	—	—	31	12	207	—	—	543	1,224	1,396
" Burma	—	—	69	6	141	—	—	732	430	1,624
TOTAL	—	—	22,196	21,488	33,559	—	—	1,96,929	2,01,360	3,05,956
Total Starch, Dextrine and Farina—	Cwts.	Cwts.	Cwts.	Cwts.	Cwts.					
United Kingdom (including Channel Islands)	6,777	4,936	5,295	5,174	21,507	79,655	56,533	69,640	63,243	1,70,810
Straits Settlements	209,801	226,074	267,977	269,758	250,827	13,58,936	12,25,759	12,07,196	11,23,471	10,59,759
Other British Possessions	183	276	140	35	234	670	1,589	2,044	223	1,114
TOTAL BRITISH EMPIRE	216,716	231,286	263,412	274,967	272,618	14,39,261	12,64,881	12,78,886	11,96,936	12,31,693

(a) Separately recorded from 1932-33.

ARTICLES, AND COUNTRIES OF CONSIGNMENT; ALSO SHARE OF EACH PROVINCE	QUANTITY					VALUE				
	1930-31	1931-32	1932-33	1933-34	1934-35	1930-31	1931-32	1932-33	1933-34	1934-35
Starch, Dextrine and Farina—concluded	Owts.	Owts.	Owts.	Owts.	Owts.	R	R	R	R	R
Total Starch, Dextrine and Farina—continued										
Poland (including Danzig)	357	..	1,575	6,026	..	2,213	..	12,511	49,511
Germany	14,750	10,133	30,172	33,919	75,884	1,05,700	75,427	1,45,319	2,22,425	5,44,201
Netherlands	85,511	135,355	147,326	112,024	97,054	7,81,030	11,44,332	12,85,073	9,95,427	9,47,770
Belgium	37,007	31,694	35,202	32,554	27,673	2,33,612	2,52,343	2,59,927	2,02,730	2,06,236
France	76	..	125	..	2,230	709	..	1,356	..	23,712
Luxemburg	750	11,952
Italy (including Fiume)	741	642	445	600	80	9,353	7,284	6,373	8,507	1,025
Austria	4,854	300	40	46,799	1,340	548
Hungary	443	5,864	..
Czechoslovakia	53,887	46,220	659	4,72,375	5,31,395	7,261
Java	994	3,504	9,769	434	8	7,480	54,265	54,301	1,873	6
Japan	558	2,751	777	2,094	55,015	2,917	16,760	5,529	13,200	2,57,171
Egypt	336	4,573	2,098	23,264
United States of America— Via Atlantic Coast	22,665	24,930	46,162	93,203	61,832	2,22,510	2,26,823	2,95,203	6,34,069	4,44,623
Other Foreign Countries	1	151	245	200	805	60	2,410	2,349	1,400	2,220
TOTAL FOREIGN COUNTRIES	221,380	261,646	261,012	230,668	333,630	20,01,648	21,77,593	21,61,420	20,99,306	26,08,094
Share of Bengal	121,439	112,599	112,116	133,917	166,324	11,16,956	2,29,908	2,84,767	2,31,747	2,22,691
" Bombay	230,072	249,359	375,991	339,733	429,816	20,25,251	22,31,310	22,51,699	22,62,321	26,62,651
" Sind	1,792	2,012	1,910	1,748	2,007	21,275	22,246	22,242	19,627	22,114
" Madras	32,821	27,707	35,944	39,672	37,423	2,45,929	1,78,991	1,92,510	1,47,220	2,92,314
" Burma	1,991	754	222	554	492	21,525	19,221	5,128	2,607	6,624
TOTAL	433,096	492,932	524,424	555,635	606,298	34,40,904	24,62,474	24,43,206	22,95,242	28,29,712
Stationery (excluding paper)—										
Pencils (excluding slate pencils) (III. M)—	Dozens	Dozens	Dozens	Dozens	Dozens					
United Kingdom (including Channel Islands)	166,320	87,355	70,167	109,626	206,932	1,02,673	65,663	40,662	59,332	95,440
Gibraltar	18,907	7,359
Other British Possessions	1,230	643	91	366	22,051	217	420	37	139	1,310
TOTAL BRITISH EMPIRE	167,550	87,998	89,165	109,992	229,033	1,02,890	66,385	48,058	59,521	96,750
Germany	1,335,943	1,076,762	1,531,035	1,401,975	2,677,675	2,33,572	2,72,698	4,44,346	4,07,647	6,04,542
Netherlands	390	34,150	35,211	466	256	316	16,579	14,424	473	533
Italy (including Fiume)	14,409	2,346	21,195	20,551	7,891	4,593	2,163	4,238	5,116	2,309
Hungary	9,728	30,724	157,244	20,496	..	2,012	10,998	21,716	4,066
Czechoslovakia	77,533	60,871	37,719	36,198	45,463	59,298	23,428	30,561	37,572	44,843
Japan	879,460	1,344,705	4,654,109	2,528,335	794,238	69,122	92,116	2,26,716	1,52,543	73,631
United States of America— Via Atlantic Coast	35,117	12,454	853,085	11,336	39,566	13,934	7,905	21,330	3,333	13,695
" Pacific	12	61	15	11
Other Foreign Countries	18,339	18,926	26,493	61,543	10,733	7,161	2,690	5,533	5,092	5,375
TOTAL FOREIGN COUNTRIES	2,261,253	2,611,942	6,739,571	4,188,252	3,502,324	5,33,511	4,20,257	7,56,701	6,34,996	8,39,611
Share of Bengal	1,110,021	1,079,121	2,705,713	1,991,909	1,925,151	2,07,426	1,42,236	2,62,992	2,02,658	2,12,332
" Bombay	322,220	791,321	1,307,591	1,181,300	1,126,512	26,629	1,12,207	1,54,221	1,92,004	3,42,697
" Sind	339,753	264,343	663,916	378,466	409,786	1,02,012	74,530	1,56,476	29,953	1,17,241
" Madras	408,346	401,528	755,120	406,647	654,997	1,23,524	96,326	1,35,214	1,24,002	1,72,525
" Burma	322,343	162,307	391,327	339,423	313,995	1,10,324	87,776	95,797	75,300	89,085
TOTAL	2,628,303	2,699,940	6,823,736	4,298,244	3,731,357	6,41,401	4,86,745	6,06,759	6,91,517	9,36,361
Other Ports (III. M)—										
United Kingdom (including Channel Islands)	42,79,525	35,29,070	32,48,293	35,16,420	31,19,332
Aden and Dependencies	108	..	94,307	..	124
Ceylon (excluding Maldives)	5,397	6,733	6,482	2,530	2,172

No. 10—continued

ARTICLES, AND COUNTRIES OF CONSIGNMENT; ALSO SHARE OF EACH PROVINCE	QUANTITY					VALUE				
	1980-81	1981-82	1982-83	1983-84	1984-85	1980-81	1981-82	1982-83	1983-84	1984-85
						R	R	R	R	R
Stationery (excluding paper) — continued										
Other Sorts (III. B) — continued										
Straits Settlements	—	—	—	—	—	12,742	14,441	9,391	7,249	7,057
Hongkong	—	—	—	—	—	17,827	14,051	9,152	9,597	11,902
Canada —										
<i>Via Atlantic Coast</i>	—	—	—	—	—	5,671	8,107	8,452	7,039	2,962
<i>" Pacific "</i>	—	—	—	—	—	41	8	5	620	..
Other British Possessions	—	—	—	—	—	6,006	5,135	4,111	1,570	5,011
TOTAL BRITISH EMPIRE	—	—	—	—	—	43,21,317	35,77,610	33,75,108	35,45,084	34,49,110
Sweden	—	—	—	—	—	8,61,898	2,66,812	1,64,917	1,48,928	46,056
Norway	—	—	—	—	—	8,324	931	1,571	655	2,221
Denmark	—	—	—	—	—	151	44,858	222	395	568
Germany	—	—	—	—	—	15,65,419	13,89,858	16,87,436	10,45,939	10,96,840
Netherlands	—	—	—	—	—	15,819	22,674	12,051	14,348	14,911
Belgium	—	—	—	—	—	45,888	21,378	30,196	24,048	15,568
France	—	—	—	—	—	41,388	23,193	15,372	12,489	16,564
Portugal (including Azores and Madeira)	—	—	—	—	—	21,514	16,241	1,036	588	6,040
Switzerland	—	—	—	—	—	6,078	6,753	3,569	5,691	4,611
Italy (including Fiume)	—	—	—	—	—	47,554	1,17,002	93,821	43,590	70,964
Austria	—	—	—	—	—	1,27,596	94,284	93,075	1,11,701	81,144
Hungary	—	—	—	—	—	8	317	14,951	9,842	445
Czechoslovakia	—	—	—	—	—	40,168	42,720	27,536	17,716	16,438
Yugo-Slavia (Kingdom of the Serbs, Croats, and Slovenes)	—	—	—	—	—	5,713	3,032	1,359	388	..
Iran	—	—	—	—	—	8,947	2,367	4,478	6,571	1,603
China (excluding Hongkong and Macao)	—	—	—	—	—	23,668	13,089	19,052	13,634	17,905
Japan	—	—	—	—	—	4,04,474	3,81,649	7,20,059	7,58,452	8,84,046
United States of America —										
<i>Via Atlantic Coast</i>	—	—	—	—	—	4,34,136	2,92,427	2,07,721	1,63,188	2,14,566
<i>" Pacific "</i>	—	—	—	—	—	812	395	2,063	1,130	2,499
Other Foreign Countries	—	—	—	—	—	2,747	1,725	2,889	2,136	1,558
TOTAL FOREIGN COUNTRIES	—	—	—	—	—	31,61,785	27,38,145	30,54,363	23,81,424	24,04,074
Share of Bengal	—	—	—	—	—	24,38,082	20,36,813	20,63,544	18,97,221	17,63,801
<i>" Bombay "</i>	—	—	—	—	—	23,75,229	21,51,430	21,79,082	18,51,327	20,32,216
<i>" Sind "</i>	—	—	—	—	—	8,05,088	6,37,133	6,90,943	6,95,163	7,10,347
<i>" Madras "</i>	—	—	—	—	—	12,10,018	10,12,256	10,65,756	11,13,436	9,91,771
<i>" Burma "</i>	—	—	—	—	—	6,54,685	4,23,123	4,30,336	2,70,361	3,95,049
{ Protected	6,517 (cwts.)	4,700 (cwts.)	5,064 (cwts.)	6,274 (cwts.)	7,347 (cwts.)	7,75,821	6,45,524	6,21,196	7,56,118	7,28,386
{ Not protected	—	—	—	—	—	67,07,281	66,70,281	58,03,435	51,71,395	52,14,798
TOTAL	—	—	—	—	—	74,83,102	63,15,755	64,29,561	59,27,503	59,43,184
Total Stationery (excluding paper) —										
United Kingdom (including Channel Islands)	—	—	—	—	—	43,76,198	35,95,038	32,83,960	35,76,802	35,15,322
Gibraltar	—	—	—	—	—	108	..	7,636	6	..
Aden and Dependencies	—	—	—	—	—	5,490	6,765	6,483	3,610	2,187
Ceylon (excluding Maldives)	—	—	—	—	—	12,866	14,698	9,399	7,324	8,351
Straits Settlements	—	—	—	—	—	17,827	14,051	9,152	9,640	11,908
Hongkong	—	—	—	—	—	5,671	8,303	8,452	7,039	2,962
Canada —										
<i>Via Atlantic Coast</i>	—	—	—	—	—	41	8	5	620	..
<i>" Pacific "</i>	—	—	—	—	—	6,006	5,135	3,863	1,565	5,011
Other British Possessions	—	—	—	—	—
TOTAL BRITISH EMPIRE	—	—	—	—	—	44,24,207	36,43,998	34,23,256	36,05,605	35,45,860

ARTICLES, AND COUNTRIES OF CONSIGNMENT; ALSO SHARE OF EACH PROVINCE	QUANTITY					VALUE				
	1930-31	1931-32	1932-33	1933-34	1934-35	1930-31	1931-32	1932-33	1933-34	1934-35
Stationery (excluding paper)— concluded						B	B	B	B	B
Total Stationery (excluding paper)— continued										
Sweden	—	—	—	—	—	8,61,898	2,66,480	1,61,947	1,48,968	46,081
Norway	—	—	—	—	—	8,324	981	1,571	655	2,221
Denmark	—	—	—	—	—	898	44,922	300	802	319
Germany	—	—	—	—	—	19,48,991	16,59,556	20,81,782	14,53,586	17,90,988
Netherlands	—	—	—	—	—	16,635	89,253	28,485	14,816	15,444
Belgium	—	—	—	—	—	45,548	21,874	30,224	24,068	15,568
France	—	—	—	—	—	42,367	24,002	16,192	12,321	17,065
Portugal (including Azores and Madeira)	—	—	—	—	—	21,515	16,241	1,036	588	6,040
Switzerland	—	—	—	—	—	6,214	6,996	4,036	5,094	5,771
Italy (including Fiume)	—	—	—	—	—	52,147	1,19,170	98,109	48,706	73,173
Austria	—	—	—	—	—	1,22,107	96,226	95,751	1,16,965	84,459
Hungary	—	—	—	—	—	8	2,380	25,944	31,352	4,511
Czechoslovakia	—	—	—	—	—	69,465	66,208	58,097	55,288	61,336
Jugo-Slavia (Kingdom of the Serbs, Croats, and Slovenes)	—	—	—	—	—	5,790	8,032	1,859	388	..
Iran	—	—	—	—	—	8,979	2,374	4,476	6,579	1,618
China (exclusive of Hong- kong and Macao)	—	—	—	—	—	32,664	12,440	19,052	13,642	17,906
Japan	—	—	—	—	—	4,72,599	4,72,765	9,48,775	9,12,000	9,57,677
United States of America— West Atlantic Coast	—	—	—	—	—	4,48,070	3,00,032	2,29,551	1,67,026	2,28,291
" Pacific "	—	—	—	—	—	827	895	2,063	1,120	2,510
Other Foreign Countries	—	—	—	—	—	2,755	1,725	4,814	2,159	2,198
TOTAL FOREIGN COUNTRIES	—	—	—	—	—	27,00,296	31,58,502	38,13,064	30,16,420	33,33,665
Shares of Bengal	—	—	—	—	—	26,45,512	22,30,069	23,28,536	21,92,879	19,77,434
" Bombay	—	—	—	—	—	24,81,783	22,65,697	23,23,303	20,43,931	24,24,333
" Sind	—	—	—	—	—	9,12,108	7,71,712	8,47,418	7,92,116	8,27,628
" Madras	—	—	—	—	—	12,38,602	11,09,129	12,00,979	12,27,432	11,64,456
" Burma	—	—	—	—	—	7,65,519	4,38,899	5,26,033	4,45,661	4,25,144
TOTAL	—	—	—	—	—	81,24,508	68,92,500	72,36,320	66,22,026	68,79,546
Sticks and Whips (III. U)—										
United Kingdom (including Channel Islands)	—	—	—	—	—	12,901	19,115	11,148	13,880	15,870
Other British Possessions	—	—	—	—	—	586	1,326	1,865	468	383
TOTAL BRITISH EMPIRE	—	—	—	—	—	19,487	20,441	13,013	14,348	16,253
Germany	—	—	—	—	—	81,598	6,785	6,942	8,027	3,025
Japan	—	—	—	—	—	3,383	1,223	1,409	15,780	9,704
Other Foreign Countries	—	—	—	—	—	1,911	670	397	3,617	2,374
TOTAL FOREIGN COUNTRIES	—	—	—	—	—	86,892	8,678	8,668	22,374	15,103
Shares of Bengal	—	—	—	—	—	17,058	3,916	4,074	10,366	5,657
" Bombay	—	—	—	—	—	20,999	11,598	3,676	12,376	10,873
" Sind	—	—	—	—	—	12,059	10,968	7,496	9,616	11,017
" Madras	—	—	—	—	—	4,891	1,809	366	2,880	3,430
" Burma	—	—	—	—	—	1,329	543	1,059	494	334
TOTAL	—	—	—	—	—	56,827	29,128	21,071	36,722	31,361
Stone and Marble—										
Stone and Marble (II. B)—										
United Kingdom (including Channel Islands)	Tons	Tons	Tons	Tons	Tons	10,096	9,927	9,487	6,094	7,150
Ceylon (excluding Maldives)	106	954	927	294	1	619	12,848	10,880	6,207	47
Maldives	39	10	4	5,470	1,453	813
Other British Possessions	8	11	1	..	18	1,862	719	581	281	1,500
TOTAL BRITISH EMPIRE	148	1,013	1,018	312	60	12,077	22,494	26,318	14,725	9,010

No. 10—continued

ARTICLES, AND COUNTRIES OF CONSIGNMENT; ALSO SHARE OF EACH PROVINCE	QUANTITY					VALUE				
	1930-31	1931-32	1932-33	1933-34	1934-35	1930-31	1931-32	1932-33	1933-34	1934-35
	Tons	Tons	Tons	Tons	Tons	R	R	R	R	R
Stones and Marble—continued										
<i>Stones and Marble (H. B)—</i> <i>continued</i>										
Belgium	48	64	127	298	266	5,877	6,997	12,295	25,183	28,035
Spain	1,000	13,667
Italy (including Fiume)	2,227	2,344	2,298	4,331	5,821	2,57,585	2,50,287	3,55,741	3,56,014	4,34,488
Maskat Territory and Trucial Oman	415	925	2,085	2,128	275	5,419	6,981	12,611	14,768	2,216
Other Native States in Arabia	606	394	335	583	134	5,575	3,352	2,118	2,104	700
Egypt	4,250	8	56,433
Other Foreign Countries	74	119	51	203	95	8,025	12,952	6,864	10,766	6,170
TOTAL FOREIGN COUNTRIES	3,865	3,846	5,946	7,548	11,841	2,82,481	2,80,559	3,89,629	4,03,383	5,41,704
<i>Share of Bengal</i>	<i>265</i>	<i>331</i>	<i>1,102</i>	<i>1,084</i>	<i>1,076</i>	<i>46,096</i>	<i>54,405</i>	<i>1,37,954</i>	<i>97,360</i>	<i>93,669</i>
.. Bombay	2,771	2,655	4,375	5,725	6,930	1,69,582	1,35,358	1,97,679	2,41,467	3,46,333
.. Sind	135	232	398	373	501	33,032	27,232	31,454	34,295	43,182
.. Madras	303	327	1,127	519	3,353	11,633	25,388	38,333	25,580	62,248
.. Burma	138	174	57	160	36	35,316	31,170	10,522	21,266	6,352
TOTAL	3,518	4,859	8,959	7,860	11,901	2,94,558	3,04,053	4,15,947	4,23,558	5,50,714
Articles of Stone and Marble (H. B)—										
United Kingdom (including Channel Islands)	125	49	84	62	133	61,457	41,631	44,186	39,150	42,395
Other British Possessions	18	18	11	18	23	3,685	3,050	1,977	3,742	3,351
TOTAL BRITISH EMPIRE	143	67	95	80	156	65,142	44,681	46,063	42,892	45,746
Sweden	1	1,047	..	6,092
Germany	23	11	17	31	16	12,665	6,150	8,715	13,682	11,431
Belgium	42	18	12	6	48	15,919	12,511	22,594	12,495	20,209
France	1	47	4,301	53,821	30	..	1,588
Italy (including Fiume)	105	42	130	172	594	52,071	11,911	50,645	63,286	65,557
China (exclusive of Hong- kong and Macao)	14	7	15	13	13	6,143	2,719	4,402	4,476	2,345
Japan	19	4	6	24	17	5,769	2,470	1,787	2,409	3,307
United States of America— 7/8 Atlantic Coast	3	..	6	..	2,977	5,414	1,974	3,090	7,651
.. Pacific	334
Other Foreign Countries	2	2,874	73	235	844	1,711
TOTAL FOREIGN COUNTRIES	206	132	184	252	688	1,04,100	95,009	97,854	1,00,282	1,14,314
<i>Share of Bengal</i>	<i>155</i>	<i>74</i>	<i>37</i>	<i>91</i>	<i>637</i>	<i>49,080</i>	<i>42,366</i>	<i>47,339</i>	<i>47,338</i>	<i>77,460</i>
.. Bombay	97	36	64	147	100	71,375	26,684	44,236	62,796	46,926
.. Sind	3	1	14	..	5	7,160	2,467	20,524	4,236	7,727
.. Madras	16	10	55	38	30	2,200	4,130	9,176	11,163	12,457
.. Burma	78	73	69	56	72	38,307	64,123	33,142	16,816	15,490
TOTAL	349	194	279	382	844	1,69,222	1,39,760	1,43,417	1,43,174	1,60,060
Total Stone and Marble—										
United Kingdom (including Channel Islands)	159	97	130	70	175	71,558	51,558	53,673	45,344	49,545
Ceylon (excluding Maldives)	106	954	923	204	1	764	12,863	10,905	6,382	58
Maldives	39	10	4	5,470	1,453	313
Other British Possessions	26	24	11	18	36	4,833	3,754	2,333	3,918	4,840
TOTAL BRITISH EMPIRE	291	1,075	1,108	392	216	77,199	68,175	72,381	57,597	54,756
Sweden	1	1,047	..	7,454	..	194
Germany	33	21	24	60	56	16,317	7,850	10,154	17,253	15,969
Belgium	85	32	139	304	314	21,796	19,498	34,839	37,673	43,244
France	1	67	9	4,436	57,452	1,217	16	1,533
Spain	1,000	13,667
Italy (including Fiume)	2,332	2,386	2,428	4,503	6,415	3,09,356	2,62,198	4,06,336	4,19,300	5,00,050

GENERAL IMPORTS

(372)

No. 10—continued

ARTICLES, AND COUNTRIES OF CONSIGNMENT; ALSO SHARE OF EACH PROVINCE	QUANTITY					VALUE				
	1930-31	1931-32	1932-33	1933-34	1934-35	1930-31	1931-32	1932-33	1933-34	1934-35
Stone and Marble—concluded										
Total Stone and Marble—continued	Tons	Tons	Tons	Tons	Tons					
Mastat Territory and Trucial Oman	415	925	2,085	2,128	275	5,419	6,981	12,611	14,775	2,216
Other Native States in Arabia	606	394	385	538	124	5,575	3,352	2,118	2,104	700
China (exclusive of Hongkong and Macao)	35	45	26	40	21	8,603	6,260	5,082	7,596	3,353
Japan	20	4	24	24	17	5,971	2,490	3,038	2,573	3,332
Egypt	4,350	15	..	5	8	56,431
United States of America—										
Via Atlantic Coast	3	1	6	1	3,319	5,893	2,600	3,719	7,952
" Pacific "	334
Other Foreign Countries	44	51	8	147	46	3,693	3,654	281	4,108	2,323
TOTAL FOREIGN COUNTRIES	3,571	3,978	6,120	7,800	12,529	3,36,581	3,75,623	4,86,983	5,09,135	6,56,018
Share of Bengal	421	265	1,189	1,176	1,713	95,176	1,26,771	1,35,243	1,45,033	1,71,129
" Bombay	2,363	2,621	4,439	5,372	7,930	2,41,457	1,62,522	2,41,865	3,05,183	3,38,309
" Sind	133	223	212	372	506	39,192	39,899	51,378	33,531	50,339
" Madras	218	337	1,122	557	3,333	12,323	39,518	47,514	39,749	74,766
" Burma	216	247	126	216	193	74,122	95,293	32,664	33,132	36,742
TOTAL	3,862	5,063	7,238	8,192	12,745	4,63,780	4,47,803	5,59,364	5,66,752	7,10,774
Sugar 22 Dutch Standard and above (I.G.)—	Tons	Tons	Tons	Tons	Tons					
United Kingdom (including Channel Islands)	1,235	3,687	12,031	12,108	881	2,33,333	5,22,077	14,82,353	13,50,333	1,55,326
Ceylon (excluding Maldives)	5,723	962	77	5	2	9,46,215	1,25,915	2,862	688	580
Straits Settlements	369	315	127	114	157	1,17,980	62,689	24,755	23,311	34,971
Hongkong	3,954	3,296	1,172	1,338	1,404	6,81,639	5,08,112	2,37,334	2,15,488	2,02,721
Other British Possessions	15	1	..	3,926	315	246	210	190
TOTAL BRITISH EMPIRE	11,305	8,260	13,407	13,616	2,392	19,83,093	12,00,106	17,04,052	15,94,025	3,95,789
U.S.S.R.—										
Southern	10,498	2,333	20,54,174	2,64,372
Germany	197	..	20	..	34	22,002	10	5,123	143	6,314
Netherlands	10	40	30	40	100	975	4,104	3,913	4,975	10,400
Belgium	331	161	132	1,867	99	72,174	35,105	25,270	2,96,166	16,373
Czechoslovakia	9	15	60	1,860	4,333	19,233
Java	715,307	336,132	295,112	194,426	175,936	3,44,50,132	4,07,25,800	3,29,67,415	1,97,92,004	1,63,87,337
Siam	11	21	12	94	35	3,310	2,520	3,104	27,349
China (exclusive of Hongkong and Macao)	693	494	547	439	719	1,34,988	91,495	11,10,778	66,813	1,12,768
Japan	1	141	2,390	2,379	2,314	333	20,553	3,34,095	3,53,159	2,43,516
Egypt	1,725	1,46,079
Portuguese East Africa	12,652	13,136	10,464	12,73,325	13,24,301	10,14,354
Other Foreign Countries	9	1	1	1	..	1,773	198	437	240	67
TOTAL FOREIGN COUNTRIES	716,557	356,713	313,304	217,850	1,91,435	3,46,84,342	4,29,39,679	3,60,06,998	2,23,41,090	1,70,66,469
Share of Bengal	262,377	138,077	89,981	25,430	20,916	2,90,73,743	1,49,69,376	1,10,18,773	37,12,319	22,63,144
" Bombay	169,123	67,617	103,121	23,730	71,679	1,95,34,679	76,07,933	1,06,75,009	95,26,321	71,63,741
" Sind	173,293	53,330	67,312	33,930	34,454	2,03,55,040	53,61,433	69,13,004	39,30,864	23,74,478
" Madras	82,235	77,994	53,726	66,362	40,647	1,25,25,339	1,23,14,321	60,96,431	55,13,785	43,31,453
" Burma	39,779	22,033	20,171	19,453	17,136	51,66,034	34,09,530	29,03,730	20,93,146	16,94,432
TOTAL PROTECTED	727,862	364,973	327,211	231,466	198,879	8,06,67,435	4,42,19,737	3,07,11,047	2,39,37,113	1,82,62,245

No. 10—continued

ARTICLES, AND COUNTRIES OF CONSIGNMENT; ALSO SHARE OF EACH PROVINCE	QUANTITY					VALUE				
	1930-31	1931-32	1932-33	1933-34	1934-35	1930-31	1931-32	1932-33	1933-34	1934-35
	Tons	Tons	Tons	Tons	Tons	₹	₹	₹	₹	₹
<i>Sugar below 33 Dutch Standard but not below 16 Dutch Standard (l. G)—</i>										
United Kingdom (including Channel Islands)	18	8	3	6	6	9,087	5,803	2,416	4,255	3,495
Straits Settlements	91	84	108	39	77	27,172	19,104	27,575	8,306	14,008
Hongkong	119	230	234	374	568	32,652	51,397	47,748	57,390	84,387
Other British Possessions	2	23	3	..	1
TOTAL BRITISH EMPIRE	228	322	348	419	649	68,898	76,332	77,742	69,951	1,01,891
Java	87,000	30,617	8	92,04,624	28,90,134	912	5	..
China (exclusive of Hongkong and Macao)	195	995	249	1,200	1,172	44,462	1,93,094	41,547	1,54,660	1,51,737
Japan	1,149	667	413	1,93,991	1,04,244	54,540
Other Foreign Countries	81	3	8	64	87	6,799	550	1,479
TOTAL FOREIGN COUNTRIES	87,195	31,612	1,437	1,870	1,593	92,49,150	30,83,315	2,48,249	2,59,559	2,07,756
<i>Share of Bengal.</i>	<i>64,442</i>	<i>27,353</i>	<i>1,502</i>	<i>2,070</i>	<i>1,846</i>	<i>67,30,645</i>	<i>26,76,312</i>	<i>2,59,769</i>	<i>2,36,749</i>	<i>2,39,607</i>
" Bombay	11,197	3,003	2	19,00,437	3,01,144	969	67	1
" Sind	11,465	1,275	3	6	6	12,59,593	1,21,931	680	3,276	2,335
" Madras	86	19	54	32	146	14,308	2,563	10,301	3,375	21,504
" Burma	233	279	320	191	245	63,582	57,897	49,372	35,543	46,150
TOTAL PROTECTED	87,423	31,934	1,780	2,289	2,242	93,18,043	31,59,647	3,20,991	3,29,516	3,09,647
<i>Beet Sugar (l. G)—</i>										
United Kingdom (including Channel Islands)	7,175	10,189	22,860	24,552	15,953	7,68,202	22,75,315	23,74,828	24,56,094	14,18,406
Hongkong	138	20,377
Other British Possessions	..	1	16	163	..	92	..
TOTAL BRITISH EMPIRE	7,313	10,190	22,860	24,552	15,953	7,88,595	22,75,938	23,74,828	24,56,186	14,18,406
U.S.S.R.—Southern	42,579	68,431	3,839	44,77,306	66,30,867	3,88,351
Poland (including Danzig)	1,589	12,992	4,600	1,99,308	15,35,127	3,80,923
Germany	11,500	15,418	240	50	117	14,73,230	17,74,006	29,968	6,000	11,815
Netherlands	611	437	449	1,270	1,086	32,051	62,202	47,587	1,35,645	1,69,652
Belgium	2,368	..	1,973	2,39,725	..	1,77,790
France	38	..	1,955	3,750	..	83,506
Austria	..	400	47,499
Hungary	12,214	595	..	1,684	..	15,87,013	65,497	..	1,63,733	..
Czechoslovakia	513	390	434	..	78	66,553	1,21,641	49,623	..	7,870
Yugo-Slavia (Kingdom of the Serbs, Croats, and Slovenes)	50	3,140
Portuguese East Africa	150	624	30,000	62,300
Egypt	825	82,600
Equador	5,458	5,38,436
Other Foreign Countries	42	37
TOTAL FOREIGN COUNTRIES	70,800	99,169	17,330	3,004	10,358	79,23,606	1,02,36,831	17,94,979	3,05,378	9,86,656

ARTICLES, AND COUNTRIES OF CONSIGNMENT; ALSO SHARE OF EACH PROVINCE	QUANTITY					VALUE				
	1930-31	1931-32	1932-33	1933-34	1934-35	1930-31	1931-32	1932-33	1933-34	1934-35
Sugar—continued										
Beet Sugar (L. G)—continued										
Share of Bengal	40	30	20	4,350	3,673	3,457
“ Bombay	34,873	61,314	3,779	4,304	3,313	39,62,949	61,50,296	3,96,371	4,90,039	3,19,604
“ Sind	43,051	57,114	31,391	22,742	17,693	47,11,709	63,55,633	22,70,949	22,71,443	16,34,833
“ Burma	150	1	26,702	219	..	77	..
TOTAL, PROTECTED	78,119	118,359	40,690	27,556	26,311	87,12,201	1,25,12,864	41,69,307	27,61,564	24,04,028
Huger, 15 Dutch Standard and below (L. G)—										
United Kingdom (including Channel Islands)	7	66	3	2,987	12,331	2,259	265	948
Ceylon (excluding Maldives)	1	126	319	13,977	1	5	..
Other British Possessions	13	2,271	171
TOTAL BRITISH EMPIRE	21	192	3	5,477	26,979	2,260	271	948
Germany	17	12	2,300	2,563	303
Netherlands	1	78	13	543	16,327	3,067
Belgium	18	40	2,753	11,605
Czechoslovakia	31	217	12	7,231	49,452	2,675
Java	7,424	9	12	6,05,219	1,002	2,179
United States of America— Via Atlantic Coast	293	271	29	48,246	63,611	6,216
Other Foreign Countries	29	1	5,986	667	..	185	..
TOTAL FOREIGN COUNTRIES	7,728	625	66	6,79,408	1,51,729	15,416	185	..
Share of Bengal	3,722	135	67	3,11,223	43,179	16,203	350	948
“ Bombay	152	437	37,664	1,06,642	360	100	..
“ Sind	3,636	7	3,69,242	2,837	1,537
“ Madras	239	188	2	26,972	21,722	535	6	..
“ Burma	24	73
TOTAL, PROTECTED	7,749	617	69	6,84,830	1,78,708	18,706*	456	948
Malasses (L. G)—										
TOTAL BRITISH EMPIRE	3	260	22	22	171	89
Java	102,022	40,191	31,991	2,401	415	42,63,704	15,32,195	10,66,480	68,203	3,231
Other Foreign Countries	31	23	146	14	1
TOTAL FOREIGN COUNTRIES	102,022	40,191	31,991	2,401	415	42,63,735	15,32,218	10,66,626	68,217	3,232
Share of Bengal	95,410	37,339	29,530	2,380	415	38,39,423	14,51,633	9,39,643	60,703	3,231
“ Bombay	1,173	337	62,934	16,113	..	117	73
“ Sind	157	357	393	3,444	35,231	14,057	41	..
“ Madras	4,536	919	1,231	3,16,655	64,524	1,01,613	10	..
“ Burma	593	239	132	31	..	40,433	15,639	11,335	1,513	12
TOTAL	102,024	40,191	31,991	2,401	415	42,63,995	15,32,250	10,66,648	68,333	3,371

* Include Rs. 1,500 representing imports of glucose powder which is not protected.

No. 10—continued

ARTICLES, AND COUNTRIES OF CONSIGNMENT; ALSO SHARE OF EACH PROVINCE	QUANTITY					VALUE				
	1930-31	1931-32	1932-33	1933-34	1934-35	1930-31	1931-32	1932-33	1933-34	1934-35
Sugar—continued						R	R	R	R	R
Total Sugar—										
	Tons	Tons	Tons	Tons	Tons					
United Kingdom (including Channel Islands)	8,485	22,950	24,897	26,666	16,700	10,13,592	28,16,528	38,18,358	38,11,563	15,78,238
Ceylon (excluding Maldives)	5,724	1,068	77	5	2	9,48,542	1,29,985	8,666	689	594
Straits Settlements	468	399	238	158	234	1,46,814	62,885	52,352	37,181	50,988
Hongkong	4,221	8,526	1,406	1,762	1,970	7,24,668	6,19,509	2,85,082	2,72,919	2,87,111
Other British Possessions	26	1	..	1	..	5,202	579	246	302	191
TOTAL BRITISH EMPIRE	18,869	27,064	26,618	28,597	18,996	28,46,318	36,59,434	41,59,004	41,22,604	19,17,122
U. S. S. E.—										
Southern	42,579	88,129	11,172	44,77,806	86,85,041	11,53,723
Poland (including Danzig)	1,589	12,992	4,500	1,99,308	15,35,127	3,89,923
Germany	11,714	15,429	273	50	151	15,08,582	17,82,581	33,492	6,148	17,636
Netherlands	622	553	501	1,310	1,794	88,614	88,279	56,753	1,40,620	1,81,480
Belgium	349	221	2,503	1,370	2,072	75,937	46,710	2,65,533	2,96,703	1,94,168
France	38	..	1,055	224	333	3,710	2	83,506
Austria	18	400	4,271	47,509
Hungary	13,814	595	..	1,684	..	15,87,018	65,497	..	1,63,733	..
Czechoslovakia	553	1,128	506	..	78	75,744	1,75,931	71,536	..	7,870
Jugo-Slavia (Kingdom of the Serbs, Croats and Slovenes)	50	8,140
Java	911,768	406,949	327,139	196,827	176,851	9,85,23,729	4,51,99,156	3,40,38,023	1,98,60,302	1,63,95,618
Siam	..	11	21	12	94	59	3,321	2,536	3,117	27,343
China (exclusive of Hongkong and Macao)	894	1,439	793	1,339	1,691	1,81,172	2,84,604	1,52,325	2,21,658	2,65,500
Japan	1	141	4,039	3,545	2,727	355	20,579	5,28,086	4,57,593	2,98,050
Egypt	15	..	2,550	2,970	..	2,29,579
Portuguese East Africa	150	..	12,652	18,126	11,088	30,000	10	12,73,325	18,24,391	10,77,354
United States of America—										
<i>Vid Atlantic Coast</i>	198	271	29	48,251	63,611	6,367	52	2
<i>" Pacific "</i>	19	..	10	31
Equador	5,453	5,38,438
Other Foreign Countries	9	2	1	1	..	1,575	515	477	190	98
TOTAL FOREIGN COUNTRIES	984,308	628,310	365,128	225,125	204,351	10,68,00,286	5,79,93,822	3,81,27,294	2,29,74,429	1,91,68,184
<i>Share of Bengal</i>	425,991	203,534	118,159	29,930	23,177	3,99,92,339	1,91,49,820	1,22,36,875	30,72,023	25,31,980
<i>" Bombay "</i>	216,523	131,903	111,903	98,540	80,897	2,48,60,653	1,41,80,527	1,15,72,709	1,00,17,234	81,03,224
<i>" Sind "</i>	231,602	113,082	89,503	61,638	52,052	2,65,47,119	1,23,79,265	93,01,237	62,64,319	43,61,523
<i>" Madras "</i>	38,396	79,120	55,613	53,384	49,793	1,29,44,023	1,24,03,456	62,08,980	56,17,876	43,42,956
<i>" Burma "</i>	40,760	23,574	26,373	19,870	17,428	52,95,360	35,40,338	29,27,397	21,35,281	17,40,594
TOTAL	1,003,177	556,274	401,741	263,712	223,347	10,96,46,554	6,16,58,256	4,22,87,198	2,70,97,038	2,10,85,276
Tallow and Stearins—										
Grease (excluding mineral grease) (H. L.)—										
	Cwts.	Cwts.	Cwts.	Cwts.	Cwts.					
United Kingdom (including Channel Islands)	4,656	4,946	4,328	7,063	1,527	73,372	58,935	57,663	74,922	20,553
Commonwealth of Australia	355	566	8,150	9,740	..	15	..
Other British Possessions	57	8	5	50	3	1,074	394	129	326	51
TOTAL BRITISH EMPIRE	5,068	5,520	4,333	7,103	1,530	83,102	69,069	57,792	75,263	20,609
United States of America—										
<i>Vid Atlantic Coast</i>	1,792	307	1,589	478	1,257	33,365	15,994	27,521	6,983	11,236
<i>" Pacific "</i>	..	230	12	37	2,687	326	260	9
Other Foreign Countries	37	192	286	19	594	1,107	4,593	4,626	1,041	5,541
TOTAL FOREIGN COUNTRIES	1,769	1,229	1,887	534	1,851	34,472	23,274	32,473	8,294	16,786

ARTICLES AND COUNTRIES OF CONSIGNMENT; ALSO SHADE OF EACH PROVINCE	QUANTITY					VALUE				
	1930-31	1931-32	1932-33	1933-34	1934-35	1930-31	1931-32	1932-33	1933-34	1934-35
	Cwts.	Cwts.	Cwts.	Cwts.	Cwts.	Rs.	Rs.	Rs.	Rs.	Rs.
Tallow and Stearins—continued										
<i>Grosses (excluding mineral grosses) (H. L.)—continued.</i>										
Share of Bengal	4,738	4,322	4,738	4,679	3,238	63,131	72,766	53,617	63,332	32,373
" Bombay	1,423	711	1,335	249	19	35,842	14,399	39,469	6,364	1,140
" Sind	23	1	13	29	5	1,328	22	639	320	347
" Madras	440	189	47	109	29	19,216	4,993	319	2,301	2,257
" Burma	36	36	47	320	39	1,764	747	780	19,789	773
TOTAL	6,807	6,749	6,220	7,637	3,361	1,17,574	92,233	99,365	83,557	37,395
Other series (H. L.)—										
United Kingdom (including Channel Islands)	12,597	5,574	5,185	5,588	7,173	2,70,791	1,36,233	1,18,344	1,40,132	1,20,709
Ceylon (excluding Maldives)	139	304	339	22	102	2,708	2,110	5,430	162	1,667
Straits Settlements	3	..	305	30	..	5,478	1	5
Commonwealth of Australia	79,329	96,835	112,573	93,170	114,569	20,22,327	16,16,054	19,86,270	15,75,632	18,37,209
New Zealand	7,353	10,543	11,336	4,111	5,339	1,39,685	1,37,497	2,07,192	74,159	75,390
Other British Possessions	16	..	45	245
TOTAL BRITISH EMPIRE	99,921	113,306	129,738	1,02,991	127,249	25,86,541	19,45,069	22,23,259	17,90,086	20,35,225
Germany	195	191	105	1,931	..	5,933	7,447	4,370	17,303
Netherlands	398	96	190	205	406	10,367	3,725	7,222	3,967	13,036
Japan	301	1,735	2,022	5,259	13,401	4,329	24,105	29,300	69,427	1,25,232
United States of America—										
<i>Vid Atlantic Coast</i>	21	137	..	212	..	603	909	..	3,332	..
" Pacific "	106	..	193	1,708	..	2,854	..
Other Foreign Countries	84	306	339	80	132	2,022	5,933	7,318	2,250	3,393
TOTAL FOREIGN COUNTRIES	304	2,566	2,008	6,119	16,010	19,061	42,018	51,237	91,740	1,59,609
Share of Bengal	2,349	12,633	17,691	15,322	25,637	2,39,327	2,03,233	2,33,533	2,65,700	3,12,375
" Bombay	33,530	33,746	103,256	34,969	106,378	21,55,302	16,33,911	12,93,371	14,71,934	17,32,396
" Sind	56	231	157	147	336	578	4,935	2,645	3,309	4,395
" Madras	4,323	5,929	5,723	4,595	4,994	1,32,159	39,643	1,33,533	35,749	32,329
" Burma	2,312	3,273	3,699	2,471	5,954	99,755	32,399	55,909	54,123	77,639
TOTAL	100,725	115,372	138,436	109,010	148,259	26,05,622	19,37,107	23,74,546	18,81,826	21,94,334
Total Tallow and Stearins—										
United Kingdom (including Channel Islands)	17,253	10,520	9,513	12,641	8,700	4,44,609	1,95,318	1,76,507	2,15,054	1,41,267
Ceylon (excluding Maldives)	139	304	341	72	105	2,708	2,110	5,509	430	1,713
Straits Settlements	60	7	305	1,104	208	5,478	5	5
Commonwealth of Australia	80,184	97,451	112,573	93,170	114,569	20,31,477	16,25,324	19,86,270	15,75,647	18,37,209
New Zealand	7,353	10,543	11,336	4,111	5,339	1,39,685	1,37,497	2,07,192	74,159	75,390
Other British Possessions	1	3	..	16	..	141	100	1	245
TOTAL BRITISH EMPIRE	104,989	118,826	131,071	109,994	1,23,779	26,69,643	20,14,098	23,81,051	18,65,849	20,55,334
Germany	32	213	217	112	2,507	915	9,992	3,751	4,535	22,539
Netherlands	398	103	210	205	512	10,367	4,033	7,478	3,967	13,763
Japan	306	1,723	2,024	5,263	13,402	4,690	24,173	30,163	69,732	1,25,234
United States of America—										
<i>Vid Atlantic Coast</i>	1,723	944	1,539	600	1,257	34,023	16,603	27,621	10,375	11,234
" Pacific "	336	12	235	4,395	326	3,114	9
Other Foreign Countries	84	466	503	83	132	3,053	9,041	9,521	2,771	3,464
TOTAL FOREIGN COUNTRIES	2,543	3,795	5,535	6,653	17,361	53,553	65,292	83,760	1,00,034	1,76,395
Share of Bengal	14,535	13,610	22,479	22,507	33,975	2,39,008	2,75,054	3,47,150	3,29,032	3,45,543
" Bombay	34,993	34,457	103,531	35,213	106,397	21,91,151	16,43,301	19,23,331	14,73,315	17,24,036
" Sind	39	232	170	167	341	2,104	4,144	2,334	4,139	5,342
" Madras	5,163	6,113	6,770	4,704	4,933	1,32,474	1,02,735	1,34,407	39,039	34,530
" Burma	2,693	3,304	3,666	2,651	5,964	98,459	33,355	56,639	64,903	73,417
TOTAL	107,532	122,621	139,656	116,647	146,640	27,23,196	20,79,390	24,64,311	19,65,338	22,32,229

No. 10—continued

ARTICLES, AND COUNTRIES OF CONSIGNMENT; ALSO SHARE OF EACH PROVINCE	QUANTITY					VALUE				
	1980-81	1981-82	1982-83	1983-84	1984-85	1980-81	1981-82	1982-83	1983-84	1984-85
						₹	₹	₹	₹	₹
Tea—										
Black (I. H.)—										
United Kingdom (including Channel Islands)	Lbs. 9,189	Lbs. 7,282	Lbs. 3,876	Lbs. 5,886	Lbs. 9,785	8,618	6,900	3,593	5,751	9,514
Ceylon (excluding Maldives)	1,723,364	2,296,983	1,891,114	827,381	511,780	12,28,285	15,46,169	11,27,896	5,02,221	3,43,992
Straits Settlements	144,339	86,520	79,215	26,632	18,601	95,988	55,705	52,820	17,577	10,180
Hongkong	81,105	54,098	26,891	19,966	17,241	59,750	34,629	17,131	11,139	6,977
Kenya Colony	21	26,312	594	38	16	15	26,126	289	44	8
Commonwealth of Australia	159,142	99	49	130	104	10,707	69	88	88	39
Other British Possessions	2,020	208	4,240	626	89	1,817	161	3,152	766	30
TOTAL BRITISH EMPIRE	1,978,180	2,471,951	2,005,779	877,609	657,616	14,05,089	16,69,819	12,04,414	5,37,581	3,75,740
Turkey, Asiatic	..	21,715	15,480	16,800	7,740
Iraq	80,460	43	23,473	35	..	29,132	30	11,747	17	..
Iran	4,690	15	21	2,689	6	5,477	11	13	1,541	3
Sumatra	..	122,172	86,573	59,844	44,072
Java	1,333,795	1,100,714	201,606	3,950	73	7,03,487	4,49,557	1,00,252	1,347	55
China (exclusive of Hongkong and Macao)	146,010	99,676	69,545	44,549	49,787	1,11,695	68,517	49,207	29,785	26,921
Japan	9,001	3,723	898	1,265	14,327	4,664	1,981	577	682	9,137
Other Foreign Countries	9,400	478	103	691	595	3,001	357	113	692	676
TOTAL FOREIGN COUNTRIES	1,583,296	1,848,534	397,699	52,279	64,788	9,17,458	5,96,597	2,13,721	34,067	30,791
Share of Bengal	394,634	469,765	117,717	3,313	33,547	6,59,716	2,53,657	86,195	6,560	29,662
" Bombay	1,695,669	2,499,973	1,561,693	723,338	492,713	11,10,315	15,09,177	9,45,426	4,60,416	3,37,867
" Sind	339,600	442,081	412,942	102,754	23,400	2,58,990	2,68,507	2,14,463	59,492	19,176
" Madras	274,677	171,624	39,321	13,423	4,331	1,45,915	72,282	31,638	6,928	2,506
" Burma	356,946	254,437	321,305	76,606	73,913	2,56,100	1,62,093	1,41,513	49,158	22,438
TOTAL	3,561,426	3,919,885	2,403,478	929,888	622,404	23,22,536	22,66,416	14,18,135	5,71,648	4,12,540
Green (I. H.)—										
United Kingdom (including Channel Islands)	Lbs. 3,345	Lbs. 2,435	Lbs. 3,231	Lbs. 113	Lbs. 277	8,477	3,048	2,156	177	213
Ceylon (excluding Maldives)	414,781	431,966	94,481	59,887	210	3,12,843	2,63,215	55,839	23,189	136
Straits Settlements	2,444	15,617	401	323	469	2,320	9,236	342	267	364
Other British Possessions	2,264	4,210	2,679	5,041	1,957	2,687	4,011	2,282	4,341	1,007
TOTAL BRITISH EMPIRE	427,864	454,254	100,792	56,364	2,913	3,26,327	2,78,510	60,810	27,974	2,370
China (exclusive of Hongkong and Macao)	2,652,766	2,690,490	2,948,143	2,995,563	1,370,841	19,15,796	18,02,907	17,91,056	15,83,485	8,47,434
Japan	945	10,463	312,917	734,214	1,073,825	955	7,119	1,00,977	3,30,025	4,50,280
Other Foreign Countries	5,270	4,157	3,687	5	4	2,121	2,207	2,137	18	6
TOTAL FOREIGN COUNTRIES	2,658,981	2,695,113	3,264,747	3,729,802	2,449,670	19,18,782	18,12,233	19,84,170	19,13,523	11,97,720
Share of Bengal	105,366	31,033	17,473	34,333	1,329	88,798	36,011	19,243	9,544	769
" Bombay	2,753,630	2,909,341	3,008,352	3,306,763	1,559,436	19,33,204	19,33,217	18,30,864	16,94,396	8,57,945
" Sind	210,431	185,384	337,596	422,218	568,120	1,59,676	1,12,225	1,99,735	2,09,182	4,19,581
" Burma	12,438	39,689	13,393	39,343	26,793	13,533	19,399	12,947	23,370	21,795
TOTAL	3,086,835	3,149,367	3,366,539	3,786,166	2,452,538	22,45,199	20,90,743	20,44,789	19,41,502	13,00,090

ARTICLES, AND COUNTRIES OF CONSIGNMENT; ALSO SHARE OF EACH PROVINCE	QUANTITY					VALUE				
	1930-31	1931-32	1932-33	1933-34	1934-35	1930-31	1931-32	1932-33	1933-34	1934-35
Tea—continued										
Total Tea—	Lbs.	Lbs.	Lbs.	Lbs.	Lbs.	Rs.	Rs.	Rs.	Rs.	Rs.
United Kingdom (including Channel Islands)	17,484	9,717	7,107	5,099	10,062	17,095	9,008	5,749	5,928	9,777
Ceylon (excluding Maldives)	2,141,145	2,738,024	1,985,595	878,218	511,000	15,41,078	15,09,384	11,83,335	5,25,410	3,49,178
Straits Settlements	146,788	102,137	79,616	29,955	19,070	98,253	64,941	53,163	17,844	10,544
Hongkong	83,357	58,277	29,523	21,890	19,190	62,409	33,613	19,275	15,420	8,578
Kenya Colony	21	26,216	..	38	16	15	26,129	..	44	3
Commonwealth of Australia	15,142	122	94	159	104	10,707	90	69	106	26
Other British Possessions	2,052	212	4,626	714	97	1,845	164	2,443	303	47
TOTAL BRITISH EMPIRE	2,405,984	2,925,606	2,106,571	933,973	560,529	17,21,407	19,48,329	12,65,033	5,65,555	2,78,119
Turkey, Asiatic	..	21,715	14,480	16,300	7,740
Iraq	80,460	48	23,473	35	..	29,122	30	11,747	17	..
Iran	4,692	15	21	2,689	6	5,508	11	12	1,544	3
Sumatra	..	122,172	89,573	59,844	44,072
Java	1,388,883	1,108,631	201,398	3,050	77	7,65,531	4,50,323	1,00,594	1,347	61
China (exclusive of Hongkong and Macao)	2,798,776	2,780,166	3,017,688	3,040,132	1,420,023	20,27,401	18,71,624	18,40,263	16,13,270	8,74,335
Japan	10,008	14,139	213,515	735,479	1,092,152	5,619	9,100	1,91,554	3,30,707	4,59,417
Other Foreign Countries	9,463	1,716	2,498	696	595	3,047	1,288	1,908	719	673
TOTAL FOREIGN COUNTRIES	4,242,277	4,043,647	3,662,445	3,792,081	2,514,458	28,26,236	24,08,820	21,97,891	19,47,595	13,24,511
Share of Bengal	999,950	494,213	134,398	23,164	24,276	6,29,422	2,79,663	95,348	15,194	21,221
" Bombay	4,454,299	5,409,219	4,567,245	4,035,641	2,952,139	16,94,919	14,42,394	27,76,299	21,54,212	11,95,319
" Madras	649,321	627,465	749,443	524,972	293,220	4,13,866	3,29,729	4,05,133	2,29,874	4,22,767
" Other	274,627	171,824	89,321	13,423	4,231	1,45,915	78,922	21,623	6,922	2,200
" Rural	359,494	275,926	238,603	198,349	99,821	2,69,923	1,21,322	1,54,400	77,532	54,226
TOTAL	6,648,261	6,969,252	5,769,017	4,716,054	3,074,987	45,67,643	43,57,149	34,62,924	25,13,150	17,12,630
Tea—check, entire or in sections—										
(1) Iron or Steel or other metal (III. U)—										
United Kingdom (including Channel Islands)	—	—	—	—	—	2,21,286	2,27,486	21,407	97,393	1,35,378
Ceylon (excluding Maldives)	—	—	—	—	—	311	2,175
TOTAL BRITISH EMPIRE	—	—	—	—	—	2,21,697	2,27,486	21,407	97,393	1,37,553
U. S. S. R.—										
Northern	—	—	—	—	—	..	4,542	6,063
Germany	—	—	—	—	—	35,399	16,775	12,722	6,522	4,078
Belgium	—	—	—	—	—	9,908	5,082	1,068	1,005	1,269
Other Foreign Countries	—	—	—	—	—	1,623	1,710
TOTAL FOREIGN COUNTRIES	—	—	—	—	—	46,302	26,849	13,790	9,150	13,130
Share of Bengal	—	—	—	—	—	163	..	7,299
" Bombay	—	—	—	—	—
" Madras	—	—	—	—	—	2,77,999	2,23,236	35,939	1,06,543	1,42,374
TOTAL	—	—	—	—	—	2,77,999	2,23,236	35,197	1,06,543	1,50,678
(2) Wood (III. U)—										
United Kingdom (including Channel Islands)	—	—	—	—	—	45,45,959	24,27,209	24,15,709	37,15,625	27,25,453
Other British Possessions	—	—	—	—	—	574	1,615	378	507	980
TOTAL BRITISH EMPIRE	—	—	—	—	—	45,46,533	24,28,824	24,16,177	37,16,132	27,26,443

No. 10—continued

ARTICLES, AND COUNTRIES OF CONSIGNMENT; ALSO SHARE OF EACH PROVINCE	QUANTITY					VALUE				
	1930-31	1931-32	1932-33	1933-34	1934-35	1930-31	1931-32	1932-33	1933-34	1934-35
Tea-chests, entire or in sections— continued						B	B	B	B	B
Of Wood (III. U)—continued										
U. S. S. R.—										
Northern	—	—	—	—	—	42,995	24,781	9,668	19,796	17,114
Southern	—	—	—	—	—	..	2,274	22,898	17,192	5,597
Finland	—	—	—	—	—	3,32,058	1,91,695	2,98,999	2,44,768	2,12,710
Estonia	—	—	—	—	—	8,90,615	5,89,902	4,51,278	7,67,115	7,26,517
Latvia	—	—	—	—	—	13,775	..	2,471
Sweden	—	—	—	—	—	6,891	5,984	66,897	55,814	32,137
Norway	—	—	—	—	—	854	22,830	..
Denmark	—	—	—	—	—	329	3,122	37,586
Poland (including Danzig)	—	—	—	—	—	418	..	5,620	765	8,708
Germany	—	—	—	—	—	1,72,115	3,78,308	3,49,474	1,94,401	1,40,402
Belgium	—	—	—	—	—	6,202	10,898	6,983	579	273
Japan	—	—	—	—	—	76,484	1,03,938	95,929	1,88,760	1,47,553
Other Foreign Countries	—	—	—	—	—	..	1,104	4,261	307	..
TOTAL FOREIGN COUNTRIES	—	—	—	—	—	15,28,137	13,08,879	13,26,106	15,15,449	13,31,128
Share of Bengal	—	—	—	—	—	53,52,141	42,04,519	37,64,263	43,28,021	41,34,286
" Madras	—	—	—	—	—	7,22,529	5,43,134	9,78,020	9,03,558	9,23,289
" Burma	—	—	—	—	—	2	..
TOTAL	—	—	—	—	—	60,74,670	47,47,703	47,42,283	52,31,581	50,57,575
Total value of Tea-chests, entire or in sections—										
United Kingdom (including Channel Islands)	—	—	—	—	—	47,77,346	36,94,695	34,37,206	38,13,018	38,60,836
Other British Possessions	—	—	—	—	—	885	1,615	378	507	3,164
TOTAL BRITISH EMPIRE	—	—	—	—	—	47,78,230	36,96,310	34,37,584	38,13,525	38,64,000
U. S. S. R.—										
Northern	—	—	—	—	—	42,995	29,323	9,668	19,796	23,177
Southern	—	—	—	—	—	..	2,274	22,898	17,192	5,597
Finland	—	—	—	—	—	3,32,058	1,91,695	2,98,999	2,44,768	2,12,710
Estonia	—	—	—	—	—	8,90,615	5,89,902	4,51,278	7,67,115	7,26,517
Latvia	—	—	—	—	—	13,775	..	2,471
Sweden	—	—	—	—	—	6,891	5,984	66,897	57,437	33,840
Norway	—	—	—	—	—	854	22,830	..
Denmark	—	—	—	—	—	329	3,122	37,586
Poland (including Danzig)	—	—	—	—	—	418	..	5,620	765	8,708
Germany	—	—	—	—	—	2,08,514	3,95,083	3,62,196	2,00,923	1,44,540
Belgium	—	—	—	—	—	16,165	15,930	8,051	1,584	1,542
Japan	—	—	—	—	—	76,484	1,03,938	95,929	1,88,760	1,47,560
Other Foreign Countries	—	—	—	—	—	..	1,104	4,261	307	..
TOTAL FOREIGN COUNTRIES	—	—	—	—	—	15,74,439	13,85,228	13,39,896	15,24,599	13,44,248
Share of Bengal	—	—	—	—	—	53,52,141	42,04,519	37,64,431	43,28,021	41,41,585
" Madras	—	—	—	—	—	10,00,633	8,27,019	10,13,049	10,10,101	10,66,663
" Burma	—	—	—	—	—	2	..
TOTAL	—	—	—	—	—	63,52,660	50,31,538	47,77,480	53,38,124	52,08,248
Telegraphs, materials for construction and accessories (excluding Electrical) (III. D)—										
United Kingdom (including Channel Islands)	—	—	—	—	—	4,142	501	528	7,646	297

ARTICLES AND COUNTRIES OF CONSIGNMENT: ALSO SHARE OF EACH PROVINCE	QUANTITY					VALUE				
	1930-31	1931-32	1932-33	1933-34	1934-35	1930-31	1931-32	1932-33	1933-34	1934-35
						R	R	R	R	R
Telegraphs, materials for construction and accessories (excluding Electrical) (III. D)—continued										
Share of Bengal	—	—	—	—	—	—	263	—	3,018	87
" Bombay	—	—	—	—	—	—	68	87	—	—
" Sind	—	—	—	—	—	—	—	441	—	—
" Madras	—	—	—	—	—	1,448	60	—	4,839	—
" Burma	—	—	—	—	—	3,897	198	—	92	300
TOTAL	—	—	—	—	—	4,143	561	528	7,546	387
Telephones, materials for construction and accessories (excluding Electrical) (III. D)—										
United Kingdom (including Channel Islands)	—	—	—	—	—	1,14,731	65,192	17,075	44,034	14,988
Ceylon (excluding Maldives)	—	—	—	—	—	191	—	—	—	—
TOTAL BRITISH EMPIRE	—	—	—	—	—	1,14,922	65,192	17,075	44,034	14,988
Sweden	—	—	—	—	—	11,497	606	1,764	9,558	1,963
Belgium	—	—	—	—	—	6,486	1,347	1,845	873	6,117
Other Foreign Countries	—	—	—	—	—	2,630	3,577	5,101	5,734	1,288
TOTAL FOREIGN COUNTRIES	—	—	—	—	—	20,613	5,530	8,710	16,169	9,263
Share of Bengal	—	—	—	—	—	38,211	41,553	34,295	34,418	39,783
" Bombay	—	—	—	—	—	65,432	4,134	1,022	16,743	6
" Sind	—	—	—	—	—	—	—	116	—	—
" Madras	—	—	—	—	—	37,374	16,818	—	9,377	1,183
" Burma	—	—	—	—	—	4,081	3,416	297	451	363
TOTAL	—	—	—	—	—	1,36,533	70,722	25,788	60,183	24,249
Textiles—	Tons	Tons	Tons	Tons	Tons					
Cotton—										
Raw (II. M)—										
United Kingdom (including Channel Islands)	2,470	516	609	4	1,384	27,41,680	4,16,344	4,59,569	4,418	11,99,298
Union of South Africa	—	—	—	81	46	60	62	4	74,080	45,233
Zanzibar and Pemba	—	—	37	14	—	—	—	28,918	14,000	—
Kenya Colony	22,698	32,155	20,694	24,188	32,725	2,87,96,352	3,16,81,694	1,77,65,761	2,02,25,478	2,76,55,418
Tanganyika Territory	892	569	943	2,589	2,427	10,40,365	4,61,380	3,18,918	23,01,611	22,12,701
Uganda Protectorate	—	—	—	27	27	—	—	—	26,250	30,000
Anglo-Egyptian Sudan	34	1,076	6,447	871	3,354	33,930	16,36,330	66,24,750	7,19,299	29,35,659
Other British Possessions	1	1	—	—	—	1,713	1,255	422	150	312
TOTAL BRITISH EMPIRE	26,090	34,947	28,730	27,774	39,062	3,26,14,089	3,42,47,095	2,56,93,337	3,33,67,186	3,40,81,621
Germany	4	5	—	—	—	5,400	7,307	193	63	61
Belgium	3	18	—	—	—	2,900	20,000	1	12	—
Italy (including Fiume)	675	5	113	—	—	6,70,535	3,759	86,974	—	160
Syria	—	8	7	—	—	—	6,002	6,490	—	—
Iraq	—	11	3	9	—	—	3,78	1,120	3,780	—
Iran	75	465	883	874	229	60,093	2,42,838	4,47,902	4,33,051	4,17,132
Japan	481	292	96	—	1	5,27,613	2,68,279	84,974	293	1,304
Egypt	21,348	14,366	9,135	6,098	16,911	2,16,71,081	1,31,02,298	77,93,690	53,30,650	1,54,78,805
Portuguese East Africa	80	—	—	—	—	20,200	—	—	—	—

No. 10—continued

ARTICLES, AND COUNTRIES OF CONSIGNMENT; ALSO SHARE OF EACH PROVINCE	QUANTITY					VALUE				
	1930-31	1931-32	1932-33	1933-34	1934-35	1930-31	1931-32	1932-33	1933-34	1934-35
Textiles—continued										
Cotton—continued										
<i>Raw (H. M)—continued</i>	Tons	Tons	Tons	Tons	Tons					
United States of America—										
<i> </i> <i> </i> <i> </i> <i> </i> 										
<i> </i> <i> </i> <i> </i> <i> </i> 										
<i> </i> <i> </i> <i> </i> <i> </i> 										
<i> </i> <i> </i> <i> </i> <i> </i> 										
<i> </i> <i> </i> <i> </i> <i> </i> 										
<i> </i> <i> </i> <i> </i> <i> </i> 										
<i> </i> <i> </i> <i> </i> <i> </i> 										
<i> </i> <i> </i> <i> </i> <i> </i> 										
<i> </i> <i> </i> <i> </i> <i> </i> 										
TOTAL FOREIGN COUNTRIES	32,374	44,376	56,028	15,122	20,902	3,12,79,551	3,60,92,213	4,68,79,227	1,22,02,520	1,87,56,503
Share of Bengal	617	1,093	1,022	767	1,567	5,76,598	10,00,083	9,22,764	6,78,373	15,29,597
<i> </i> <i> </i> <i> </i> <i> </i> 										
<i> </i> <i> </i> <i> </i> <i> </i> 										
<i> </i> <i> </i> <i> </i> <i> </i> 										
<i> </i> <i> </i> <i> </i> <i> </i> 										
<i> </i> <i> </i> <i> </i> <i> </i> 										
<i> </i> <i> </i> <i> </i> <i> </i> 										
TOTAL	58,464	79,328	84,758	42,896	60,564	6,38,98,631	7,08,39,308	7,26,72,554	3,55,70,006	5,28,38,124
Waste (H. M)—	Cwts.	Cwts.	Cwts.	Cwts.	Cwts.					
TOTAL BRITISH EMPIRE	199	15	32	48	85	3,026	397	715	688	1,723
TOTAL FOREIGN COUNTRIES	2	4	4	60	62	42
Share of Bengal	29	16	25	43	31	637	397	564	569	1,663
<i> </i> <i> </i> <i> </i> <i> </i> 										
<i> </i> <i> </i> <i> </i> <i> </i> 										
<i> </i> <i> </i> <i> </i> <i> </i> 										
<i> </i> <i> </i> <i> </i> <i> </i> 										
<i> </i> <i> </i> <i> </i> <i> </i> 										
TOTAL	201	19	32	48	89	3,086	459	718	688	1,765
Twist and Yarn—										
Grey (unbleached) Nos. 1 to 10 (H. P)—	Lbs.	Lbs.	Lbs.	Lbs.	Lbs.					
<i> </i> <i> </i> <i> </i> <i> </i> 										
<i> </i> <i> </i> <i> </i> <i> </i> 										
<i> </i> <i> </i> <i> </i> <i> </i> 										
<i> </i> <i> </i> <i> </i> <i> </i> 										
<i> </i> <i> </i> <i> </i> <i> </i> 										
<i> </i> <i> </i> <i> </i> <i> </i> 										
TOTAL FOREIGN COUNTRIES	8,000	39,091	3,500	11,498
Share of Bombay	8,000	39,091	3,500	11,494
<i> </i> <i> </i> <i> </i> <i> </i> 										
<i> </i> <i> </i> <i> </i> <i> </i> 										
TOTAL	8,000	39,091	3,500	11,498
Grey (unbleached) Nos. 11 to 16 (H. P)—	Lbs.	Lbs.	Lbs.	Lbs.	Lbs.					
<i> </i> <i> </i> <i> </i> <i> </i> 										
<i> </i> <i> </i> <i> </i> <i> </i> 										
<i> </i> <i> </i> <i> </i> <i> </i> 										
<i> </i> <i> </i> <i> </i> <i> </i> 										
<i> </i> <i> </i> <i> </i> <i> </i> 										
TOTAL BRITISH EMPIRE	12,306	8,012	4,908	..	2,446	13,207	4,805	1,599	..	1,577
TOTAL FOREIGN COUNTRIES	..	798	..	12,001	4	..	740	..	5,788	2

ARTICLES, AND COUNTRIES OF CONSIGNMENT; ALSO SHARE OF EACH PROVINCE	QUANTITY					VALUE				
	1930-31	1931-32	1932-33	1933-34	1934-35	1930-31	1931-32	1932-33	1933-34	1934-35
Textiles—continued										
Cotton—continued										
Twelv and Yarns—continued										
Grey (unbleached) Nos. 11 to 15 (III. P)—continued	Lbs.	Lbs.	Lbs.	Lbs.	Lbs.					
Share of Bengal	12,396	..	4,308	1,091	..	12,267	..	2,349	1,328	..
.. Bombay	819	..	11,609	748	..	4,359	..
.. Sind	2,443	1,577
.. Madras	3,009	4	..	4,799	1
TOTAL	12,396	8,810	4,308	12,691	2,452	12,267	5,545	2,349	5,738	1,578
Grey (unbleached) Nos. 16 to 20 (III. P)—	Lbs.	Lbs.	Lbs.	Lbs.	Lbs.					
United Kingdom (including Channel Islands)	195,311	68,599	68,814	36,967	13,634	2,02,574	64,385	57,740	22,555	12,454
Iran	35,400	14,800	20,025	7,906
China (exclusive of Hongkong and Macao)	10,660	24,400	5,000	62,200	70,000	5,781	16,657	2,823	35,704	24,412
Japan	42,230	4,825	614,000	41,600	52,536	24,486	2,887	3,07,937	22,220	20,482
Egypt	1,200	225
TOTAL FOREIGN COUNTRIES	55,090	39,225	620,000	140,200	139,336	30,486	19,544	2,10,760	78,949	12,800
Share of Bengal	219,936	22,129	22,740	24,748	12,768	2,15,256	74,048	61,669	22,816	11,125
.. Bombay	24,529	12,225	604,509	121,221	126,409	12,246	7,204	2,02,968	75,862	62,219
.. Madras	5,565	409	1,274	..	809	3,766	327	365	..	659
.. Burma	1,220	4,000	..	19,669	12,019	562	2,440	..	5,022	7,609
TOTAL	250,401	107,774	626,514	177,167	151,970	2,22,000	84,129	2,62,500	1,11,504	25,259
Grey (unbleached) Nos. 21 to 25 (III. P)—	Lbs.	Lbs.	Lbs.	Lbs.	Lbs.					
United Kingdom (including Channel Islands)	29,211	2,890	10,577	9,784	11,911	32,842	2,747	10,217	8,955	11,224
Ceylon (excluding Maldives)	1,666	684
TOTAL BRITISH EMPIRE	29,211	2,890	10,577	9,784	12,577	32,842	2,747	10,217	8,955	12,008
Iran	40,467	25,277
Japan	2	1
TOTAL FOREIGN COUNTRIES	40,469	25,278
Share of Bengal	27,462	2,290	19,577	9,724	8,911	32,022	2,747	10,217	8,955	8,602
.. Bombay	242	40,467	429	25,277
.. Madras	1,568	1,666	1,215	624
.. Burma	2,002	2,717
TOTAL	29,211	2,890	10,577	9,724	54,046	32,842	2,747	10,217	8,955	37,326
Grey (unbleached) Nos. 26 to 30 (III. P)—	Lbs.	Lbs.	Lbs.	Lbs.	Lbs.					
United Kingdom (including Channel Islands)	204,208	220,704	611,790	402,522	607,747	1,42,425	1,22,484	2,65,577	2,44,015	2,27,622
Straits Settlements	1,668	1,220
TOTAL BRITISH EMPIRE	205,976	220,704	611,790	402,522	607,747	1,42,425	1,22,484	2,65,577	2,44,015	2,27,622
Japan	600	147,760	95,030	120,274	268,294	442	1,02,054	58,185	71,012	1,52,294
Other Foreign Countries	56	12,222	..	56	4,126
TOTAL FOREIGN COUNTRIES	600	147,816	95,030	120,274	280,516	442	1,02,110	58,185	71,012	1,56,420
Share of Bengal	100,012	175,211	429,224	292,522	522,622	1,10,074	1,12,006	2,55,499	2,25,947	2,02,707
.. Bombay	22,464	12,272	2,020	10,000	27,224	22,742	10,212	4,022	2,075	22,612
.. Sind	6,046	2,000	..	12,222	..	3,221	212	..	4,126
.. Madras	5,900	127,221	127,220	..	622	5,522	61,422	79,222	..	610
.. Burma	2,200	147,760	122,020	129,214	242,222	2,022	1,02,054	22,222	70,005	1,21,020
TOTAL	206,576	468,520	706,820	522,802	888,263	1,60,027	2,01,594	4,22,702	2,15,227	5,40,212

No. 13—continued

ARTICLES, AND COUNTRIES OF CONSIGNMENT; ALSO SHARE OF EACH PROVINCE	QUANTITY					VALUE				
	1930-31	1931-32	1932-33	1933-34	1934-35	1930-31	1931-32	1932-33	1933-34	1934-35
Textiles—continued						R	R	R	R	R
Cotton—continued										
Total and Yarn—continued										
Grey (unbleached) Nos. 31 to 40 (III. P)—	Lbs.	Lbs.	Lbs.	Lbs.	Lbs.					
United Kingdom (including Channel Islands)	883,619	1,223,730	1,410,237	1,268,791	7,31,295	7,84,316	8,44,668	9,36,883	8,57,501	5,36,047
Straits Settlements	..	20,000	80,000	15,000	51,651
Hongkong	20,000	..	20,000	16,667	..	12,221
Other British Possessions	252	132
TOTAL BRITISH EMPIRE	903,871	1,243,730	1,510,237	1,268,791	7,31,295	801,115	8,59,668	10,00,755	8,57,501	5,36,047
Germany	4,500	56	6,216	132
Italy (including Fiume)	22,000	..	2,000	19,571	..	2,358
Siam	100,000	80,000	55,602	49,346	..
China (exclusive of Hongkong and Macao)	10,105,680	11,149,938	11,534,400	7,554,080	5,021,600	81,53,292	75,77,859	71,06,556	46,06,572	32,89,242
Japan	2,095,317	875,722	6,232,200	4,613,600	1,358,142	18,11,721	2,74,061	38,95,709	29,13,313	8,89,626
Other Foreign Countries	10	1,650	800	18	839	600
TOTAL FOREIGN COUNTRIES	12,227,457	11,527,310	17,868,600	12,247,680	6,390,598	99,90,813	78,62,259	1,10,60,220	75,69,231	41,79,600
Share of Bengal	3,386,535	3,483,776	12,077,349	11,537,867	5,612,467	66,33,302	57,45,547	74,30,287	71,67,315	36,32,513
.. Bombay	2,563,433	3,130,339	4,766,346	1,562,544	1,453,364	21,94,250	21,49,361	31,11,172	10,29,008	10,04,273
.. Sind	..	5,300	5,299	3,380	3,238
.. Madras	2,322,310	2,113,775	2,458,737	368,050	30,990	19,13,524	7,77,682	14,13,964	2,10,350	20,237
.. Burma	54,000	48,000	77,115	28,000	10,072	45,952	34,457	52,314	19,559	7,619
TOTAL	13,181,328	12,771,040	19,378,837	13,516,471	7,111,893	1,07,01,928	87,11,927	1,20,60,975	84,26,732	47,15,647
Grey (unbleached) Nos. 41 to 50 (III. P)—	Lbs.	Lbs.	Lbs.	Lbs.	Lbs.					
United Kingdom (including Channel Islands)	285,509	265,691	409,800	443,805	362,271	4,31,100	2,42,952	3,53,490	3,78,235	317,515
China (exclusive of Hongkong and Macao)	2,000	..	40,000	20,000	..	2,000	..	24,903	12,452	..
Japan	47,000	32,000	4,200	30,905	22,172	4,000
TOTAL FOREIGN COUNTRIES	2,000	..	87,000	52,000	4,200	2,000	..	55,808	34,624	4,000
Share of Bengal	122,713	116,536	334,786	189,353	122,755	1,24,919	95,534	1,64,305	1,29,530	98,231
.. Bombay	219,846	61,620	131,835	209,517	227,567	2,40,459	58,333	1,20,493	1,95,465	2,13,710
.. Sind	1,014	1,091
.. Madras	52,145	37,535	129,389	96,935	9,135	67,723	39,036	1,24,000	37,864	3,475
TOTAL	387,509	265,691	496,260	495,805	360,471	4,33,100	2,42,952	4,09,298	4,12,859	3,21,515
Grey (unbleached) Nos. 51 to 60 (III. P)—	Lbs.	Lbs.	Lbs.	Lbs.	Lbs.					
United Kingdom (including Channel Islands)	1,671,268	2,041,117	3,277,589	2,191,476	1,822,126	19,67,477	29,14,195	30,84,756	19,57,366	16,98,979
Hongkong	30,000	22,509
TOTAL BRITISH EMPIRE	1,671,268	2,041,117	3,277,589	2,191,476	1,852,126	19,67,477	29,14,195	30,84,756	19,57,366	17,21,479
China (exclusive of Hongkong and Macao)	20,000	2,883,100	17,590	22,06,436
Japan	10,000	2,400	23,000	96,620	288,000	12,086	3,429	25,320	85,407	2,43,438
Other Foreign Countries	..	800	1,200	979	1,779
TOTAL FOREIGN COUNTRIES	10,000	3,200	24,200	116,620	3,170,100	12,086	4,408	26,999	1,02,997	24,49,921

GENERAL IMPORTS

(384)

No. 10—continued

ARTICLES, AND COUNTRIES OF CONSIGNMENT: ALSO SHARE OF EACH PROVINCE	QUANTITY					VALUE				
	1930-31	1931-32	1932-33	1933-34	1934-35	1930-31	1931-32	1932-33	1933-34	1934-35
Textiles—continued										
Cotton—continued										
Twist and Yarn—continued										
Grey (unbleached) Nos. 51 to 60 (III. P)—continued	Lbs.	Lbs.	Lbs.	Lbs.	Lbs.	R	R	R	R	R
Share of Bengal	152,600	400,528	303,392	413,991	1,108,145	1,39,875	3,37,118	2,67,844	3,39,433	8,94,771
" Bombay	306,739	89,833	131,724	63,343	1,844,822	2,17,911	94,466	1,33,851	83,469	14,21,217
" Sind	1,200	..	290	1,768	..	371
" Madras	1,317,929	2,451,221	2,360,233	1,820,642	2,079,969	16,18,176	24,25,184	27,24,613	16,64,470	13,63,991
" Burma	4,000	2,000	4,000	2,801	1,337	4,121
TOTAL	1,831,268	2,944,582	2,306,739	2,307,996	50,28,226	19,79,563	29,18,608	31,11,756	20,80,263	41,71,428
Grey (unbleached) Nos. 61 to 100 (III. P)—	Lbs.	Lbs.	Lbs.	Lbs.	Lbs.					
United Kingdom (including Channel Islands)	838,843	1,143,499	1,488,786	1,580,974	1,721,292	12,04,732	14,07,028	18,06,397	19,09,204	20,09,046
China (exclusive of Hongkong and Macao)	14,000	13,373
Japan	2,500	7,100	19,100	6,550	..	4,780	8,459	20,612	5,061
TOTAL FOREIGN COUNTRIES	..	2,500	7,100	19,100	20,550	..	4,780	8,459	20,612	10,339
Share of Bengal	333,993	523,196	642,732	655,974	732,063	4,91,533	6,08,199	7,65,891	6,52,923	8,43,771
" Bombay	125,996	62,803	66,141	153,128	169,210	1,94,921	86,999	31,167	1,82,068	1,94,712
" Sind	2,800	12,543	4,029	21,719	..	4,889	26,867	5,212	29,236
" Madras	238,946	557,395	767,489	652,533	826,256	6,12,373	7,12,337	19,92,321	16,24,298	19,50,401
TOTAL	638,645	1,148,999	1,495,866	1,600,074	1,741,942	12,04,732	14,11,818	18,74,856	19,30,416	21,19,279
Grey (unbleached) above No. 100 (III. P)—	Lbs.	Lbs.	Lbs.	Lbs.	Lbs.					
United Kingdom (including Channel Islands)	114,257	22,207	22,511	29,207	125,840	2,92,378	64,745	1,51,368	1,46,010	2,31,691
China (exclusive of Hongkong and Macao)	72,139	59,907
Japan	50	106
TOTAL FOREIGN COUNTRIES	72,139	50	59,907	106
Share of Bengal	12,435	19,772	42,695	45,777	75,410	24,255	37,912	75,030	78,706	1,02,667
" Bombay	22,343	400	2,121	2,122	..	49,786	762	2,121	2,263	..
" Madras	76,939	12,835	22,755	38,362	69,120	2,02,237	29,055	72,127	64,036	1,09,659
" Burma	72,139	59,907
TOTAL	126,893	22,207	22,511	29,207	125,840	2,51,985	64,745	1,51,368	1,46,010	2,31,797
Grey two-folds (doubles) (III. P)—(a)	Lbs.	Lbs.	Lbs.	Lbs.						
United Kingdom (including Channel Islands)	808,568	1,124,278	835,806	407,105	—	11,21,623	13,04,780	9,68,505	4,51,189	—
Hongkong	20,000	—	15,294	—
TOTAL BRITISH EMPIRE	808,568	1,124,278	835,806	407,105	—	11,21,623	13,04,780	9,68,505	4,51,189	—
Italy (including Fiume)	12,860	127,600	1,250	..	—	10,896	1,08,115	951	..	—
Iran	20,800	—	12,534	—
China (exclusive of Hongkong and Macao)	1,526,199	2,016,900	1,715,000	2,551,606	—	12,39,885	15,98,661	12,09,916	17,92,006	—
Japan	825,702	488,950	2,862,520	1,202,689	—	8,22,154	2,97,747	21,08,500	11,41,821	—
Other Foreign Countries	164	807	..	50	—	410	958	..	121	—
TOTAL FOREIGN COUNTRIES	2,394,925	2,594,257	4,569,760	2,925,095	—	21,24,245	21,05,471	23,74,867	29,47,412	—
Share of Bengal	493,639	535,663	1,050,580	1,229,429	—	5,07,061	4,76,649	7,42,790	2,76,088	—
" Bombay	2,270,689	2,678,782	3,422,218	2,220,448	—	24,44,359	25,27,498	20,60,609	20,52,214	—
" Sind	1,200	1,200	10,600	—	..	1,166	1,621	6,244	—
" Madras	4,500	4,620	4,500	12,000	—	6,425	4,148	4,134	14,070	—
" Burma	404,612	558,280	915,970	759,763	—	2,45,113	4,20,546	5,22,958	4,43,585	—
TOTAL	2,173,490	2,708,525	5,404,646	4,242,200	—	28,05,968	28,00,291	23,27,972	28,08,001	—

(a) Sub-divided into groups by counts from 1934-35.

No. 10—continued

ARTICLES AND COUNTRIES OF CONSIGNMENT, ALSO SHARE OF EACH PROVINCE	QUANTITY					VALUE				
	1930-31	1931-32	1932-33	1933-34	1934-35	1930-31	1931-32	1932-33	1933-34	1934-35
					Lbs.					₹
<i>Textiles—continued</i>										
<i>Cotton—continued</i>										
<i>Trotal and Yarn—continued</i>										
Grey two-folds (doubles) Nos. 1-25 III.P(a)—										
United Kingdom (including Channel Islands)	—	—	—	—	19,620	—	—	—	—	13,263
TOTAL FOREIGN COUNTRIES	—	—	—	—	3,600	—	—	—	—	2,411
Share of Bengal	—	—	—	—	300	—	—	—	—	283
„ Bombay	—	—	—	—	22,920	—	—	—	—	15,386
TOTAL	—	—	—	—	23,220	—	—	—	—	15,674
Grey two-folds (doubles) Nos. 26-50 III.P(a)—					Lbs.					
United Kingdom (including Channel Islands)	—	—	—	—	180,922	—	—	—	—	1,47,512
Hongkong	—	—	—	—	6,000	—	—	—	—	4,588
TOTAL BRITISH EMPIRE	—	—	—	—	186,922	—	—	—	—	1,52,100
Iran	—	—	—	—	16,387	—	—	—	—	12,284
China (exclusive of Hong- kong and Macão)	—	—	—	—	3,684,900	—	—	—	—	25,37,555
Japan	—	—	—	—	857,672	—	—	—	—	2,27,627
TOTAL FOREIGN COUNTRIES	—	—	—	—	4,008,869	—	—	—	—	27,77,466
Share of Bengal	—	—	—	—	1,330,316	—	—	—	—	9,40,165
„ Bombay	—	—	—	—	2,211,315	—	—	—	—	15,84,195
„ Burma	—	—	—	—	663,660	—	—	—	—	4,05,208
TOTAL	—	—	—	—	4,195,781	—	—	—	—	29,29,560
Grey two-folds (doubles) Nos. 51-80 III. P(a)—					Lbs.					
United Kingdom (including Channel Islands)	—	—	—	—	101,636	—	—	—	—	1,22,776
Hongkong	—	—	—	—	6,000	—	—	—	—	6,795
TOTAL BRITISH EMPIRE	—	—	—	—	107,636	—	—	—	—	1,29,570
Iran	—	—	—	—	1,200	—	—	—	—	600
China (exclusive of Hongkong and Macão)	—	—	—	—	1,010,800	—	—	—	—	10,56,263
Japan	—	—	—	—	436,900	—	—	—	—	4,92,122
United States of America— Vid Atlantic Coast .*	—	—	—	—	4,490	—	—	—	—	8,272
TOTAL FOREIGN COUNTRIES	—	—	—	—	1,463,390	—	—	—	—	16,57,257
Share of Bengal	—	—	—	—	64,964	—	—	—	—	73,584
„ Bombay	—	—	—	—	1,477,232	—	—	—	—	15,90,616
„ Madras	—	—	—	—	18,830	—	—	—	—	22,627
TOTAL	—	—	—	—	1,561,026	—	—	—	—	16,86,827
Grey two-folds (doubles) above No. 80 III.P(a)—					Lbs.					
United Kingdom (including Channel Islands)	—	—	—	—	77,165	—	—	—	—	1,23,715
China (exclusive of Hong- kong and Macão)	—	—	—	—	14,000	—	—	—	—	16,941
Japan	—	—	—	—	70,400	—	—	—	—	1,04,980
TOTAL FOREIGN COUNTRIES	—	—	—	—	84,400	—	—	—	—	1,21,921
Share of Bengal	—	—	—	—	8,750	—	—	—	—	12,823
„ Bombay	—	—	—	—	151,615	—	—	—	—	2,31,214
„ Madras	—	—	—	—	1,900	—	—	—	—	1,600
TOTAL	—	—	—	—	161,605	—	—	—	—	2,45,638

(a) Separately shown from 1934-35.

ARTICLES, AND COUNTRIES OF CONSIGNMENT; ALSO SHARE OF EACH PROVINCE	QUANTITY					VALUE				
	1930-31	1931-32	1932-33	1933-34	1934-35	1930-31	1931-32	1932-33	1933-34	1934-35
T. Miles—continued										
Cotton—continued										
Tapest and Yarn—continued										
Total of Grey (unbleached) (III. F)—	Lbs.	Lbs.	Lbs.	Lbs.	Lbs.					
United Kingdom (including Channel Islands)	5,143,387	7,131,667	8,192,118	6,410,687	5,783,007	61,00,734	71,22,949	77,01,732	59,70,936	57,04,620
Strait Settlements	1,668	20,000	80,000	1,220	15,000	51,651
Hongkong	20,000	..	20,000	20,000	42,000	16,667	..	12,221	15,294	21,202
Other British Possessions	252	..	2,400	..	1,666	132	..	750	..	64
TOTAL BRITISH EMPIRE	5,165,307	7,151,667	8,300,518	6,430,687	5,831,673	62,17,753	71,44,949	78,56,354	59,80,230	57,26,007
Germany	4,554	46	..	50	50	6,312	50	..	121	121
Italy (including Fiume)	34,880	127,600	2,250	30,467	1,02,115	2,204
Iran	75,800	87,002	40,439	51,208
Siam	100,000	80,000	55,902	49,245	..
China (exclusive of Hongkong and Macao)	11,716,628	13,201,238	12,295,400	10,208,888	12,692,433	95,60,565	91,92,667	84,04,198	64,65,224	91,65,721
Japan	2,974,349	973,965	9,875,850	6,295,832	2,845,458	22,81,322	7,86,009	64,29,915	42,77,557	21,53,004
United States of America— Via Atlantic Coast	110	1,012	..	1,091	4,490	206	1,507	..	1,268	8,272
Other Foreign Countries	1,210	2,264	1,200	232	1,275	1,779
TOTAL FOREIGN COUNTRIES	14,732,211	14,306,125	23,275,660	16,661,660	15,631,179	1,22,79,779	1,00,90,312	1,46,94,708	1,08,34,075	1,13,70,232
Share of Bengal	2,871,965	10,347,305	14,894,954	14,457,710	9,167,981	22,02,110	74,92,957	92,16,411	66,13,908	70,52,746
" Bombay	6,465,642	6,942,499	9,130,413	4,423,509	7,792,439	53,23,769	49,93,184	62,00,091	36,30,260	62,22,671
" Sind	..	15,046	25,342	14,529	22,709	..	12,065	22,122	11,562	27,224
" Madras	4,015,730	4,362,922	6,392,264	3,292,322	2,030,054	42,42,141	41,81,721	64,22,626	31,25,498	20,22,922
" Burma	544,121	790,020	1,122,725	927,777	227,636	4,62,519	6,72,224	6,62,876	5,22,777	6,64,124
TOTAL	19,897,518	21,457,792	21,576,198	23,092,347	21,462,852	1,24,97,522	1,72,25,261	2,27,51,162	1,68,20,205	1,71,18,219
White (bleached) Nos. 1-20 (III. F)—	Lbs.	Lbs.	Lbs.	Lbs.	Lbs.					
TOTAL BRITISH EMPIRE	1,290	6,246	3,888	18	428	1,076	4,586	2,558	26	1,060
Austria	5,908	12,809
Other Foreign Countries	10	1,000	190	7	811	124
TOTAL FOREIGN COUNTRIES	10	1,000	6,098	7	811	13,933
Share of Bengal	..	1,546	2,222	612	6,521	..	1,522	2,122	579	14,923
" Bombay	300	..	10	112	..	7
" Sind	600	270
" Madras	990	4,800	964	3,042
" Burma	400	222	..
TOTAL	1,290	6,246	3,898	1,012	6,521	1,076	4,586	2,555	827	14,923
White (bleached) Nos. 21-25 (III. F)—	Lbs.	Lbs.	Lbs.	Lbs.	Lbs.					
United Kingdom (including Channel Islands)	5,431	3,080	6,279	498	1,265	2,577	2,469	2,380	406	1,422
Share of Bengal	2,222	3,080	742	498	1,265	2,222	2,469	914	406	1,422
" Bombay	103	..	4,227	124	..	2,092
" Sind	600	270
TOTAL	5,431	3,080	6,279	498	1,265	2,577	2,469	2,380	406	1,422

No. 10—continued

ARTICLES, AND COUNTRIES OF CONSIGNMENT; ALSO SHARE OF EACH PROVINCE	QUANTITY					VALUE				
	1930-31	1931-32	1932-33	1933-34	1934-35	1930-31	1931-32	1932-33	1933-34	1934-35
<i>Textiles—continued</i>						R	R	R	R	R
<i>Cotton—continued</i>										
<i>Total and Yarn—continued</i>										
White (bleached) Nos. 26-30 (III. P)— United Kingdom (including Channel Islands)	Lbs. 6,852	Lbs. 26,081	Lbs. 46,975	Lbs. 42,701	Lbs. 50,147	9,640	29,802	48,599	48,488	58,662
Switzerland	1,600	1,865
Share of Bengal	6,352	22,861	41,448	28,779	48,047	9,640	27,969	46,602	44,801	56,947
Bombay	4,927	3,922	1,627	3,687	..
Sind	1,600	2,420	600	1,865	1,377	370
Madras	..	800	2,100	..	466	2,015
TOTAL	7,952	26,081	46,975	42,701	50,147	11,505	29,802	48,599	48,488	58,662
White (bleached) Nos. 31-40 (III. P)— United Kingdom (including Channel Islands)	Lbs. 926,739	Lbs. 1,010,819	Lbs. 886,785	Lbs. 360,445	Lbs. 544,880	9,27,908	8,24,138	6,78,271	2,59,648	4,29,955
Italy (including Fiume)	40	80
China (exclusive of Hong- kong and Macao)	..	4,000	10,000	2,748	9,412
Japan	17,528	8,000	16,800	..	10,840	21,259	8,000	13,682	..	7,156
TOTAL FOREIGN COUNTRIES	17,528	12,000	26,840	..	10,840	21,259	10,748	23,124	..	7,156
Share of Bengal	34,371	29,404	33,805	10,812	10,976	39,156	24,449	26,034	3,920	9,122
Bombay	..	920	18,040	..	54	..	469	14,854	..	21
Sind	52,720	53,900	76,122	42,327	32,264	50,820	32,124	49,555	26,355	21,384
Madras	257,176	936,595	785,658	303,246	512,436	3,59,179	7,70,650	6,10,941	2,21,597	4,06,614
Burma	..	2,000	..	4,000	1,194	..	2,748	..
TOTAL	944,267	1,022,819	913,625	360,445	555,720	9,40,165	8,34,886	7,01,395	2,59,648	4,37,111
White (bleached) Nos. 41-50 (III. P)— United Kingdom (including Channel Islands)	Lbs. 600	Lbs. 8,300	Lbs. 25,588	Lbs. 8,722	Lbs. 5,482	975	2,913	25,505	8,289	5,074
Japan	28,060	8,000	4,000	28,000	18,000	25,781	6,440	2,931	17,741	12,486
Other Foreign Countries	10	7
TOTAL FOREIGN COUNTRIES	28,060	8,000	4,010	28,000	18,000	25,781	6,440	2,938	17,741	12,486
Share of Bengal	10,600	2,300	16,333	4,332	..	10,775	2,913	13,511	4,392	..
Bombay	10	..	222	7	..	608
Sind	600	2,000	396	1,377
Madras	13,080	8,000	13,250	31,790	21,200	15,931	6,440	9,925	21,342	15,575
TOTAL	23,680	11,300	29,593	36,722	23,482	26,706	9,353	23,443	26,080	17,560
White (bleached) above No. 50 (III. P)— United Kingdom (including Channel Islands)	Lbs. 824,254	Lbs. 596,520	Lbs. 742,182	Lbs. 830,627	Lbs. 833,604	12,41,643	7,24,671	9,88,197	10,07,028	11,37,805
Straits Settlements	100	185
TOTAL BRITISH EMPIRE	824,354	596,520	742,182	830,627	833,604	12,41,828	7,24,671	9,88,197	10,07,028	11,37,805
Austria	5,908	13,809
Japan	12,000	1,500	16,500	44,300	15,000	13,555	2,065	21,110	39,826	18,353
Other Foreign Countries	..	30	60	32	45
TOTAL FOREIGN COUNTRIES	12,000	1,530	16,560	44,300	20,908	13,555	2,097	21,155	39,826	32,162

ARTICLES, AND COUNTRIES OF CONSIGNMENT; ALSO SHARE OF EACH PROVINCE	QUANTITY					VALUE				
	1930-31	1931-32	1932-33	1933-34	1934-35	1930-31	1931-32	1932-33	1933-34	1934-35
Textiles—continued										
Cotton—continued										
Tubes and Yarns—continued										
White (bleached) above No. 50 (III. P)—continued	Lbs.	Lbs.	Lbs.	Lbs.	Lbs.	R	R	R	R	R
Share of Bengal	17,863	49,316	34,957	39,521	31,255	19,359	44,444	29,979	34,430	40,301
" Bombay	1,451	4,327	7,163	124,739	12,693	2,339	6,713	19,694	1,13,336	22,323
" Sind	5,197	20,677	19,563	27,223	..	5,323	37,093	14,203	40,201
" Madras	317,241	347,309	795,859	795,194	767,633	12,23,194	6,70,333	9,37,586	5,31,154	19,43,431
" Burma	4,609	15,000	2,531	12,323
TOTAL	336,354	396,056	758,743	874,927	854,507	12,55,333	7,26,766	10,09,352	10,47,154	11,06,967
White (bleached) two folds (doubles) (III. P)—*	Lbs.	Lbs.	Lbs.	Lbs.						
United Kingdom (including Channel Islands)	1,751,423	1,543,155	1,673,393	1,171,317	—	20,44,425	14,92,589	15,75,857	10,69,703	—
Straits Settlements	303	..	7	..	—	379	..	9	..	—
TOTAL BRITISH EMPIRE	1,751,630	1,543,155	1,673,406	1,171,317	—	20,44,804	14,92,589	15,75,865	10,69,703	—
Belgium	2,074	6,020	1,300	..	—	2,552	5,438	1,743	..	—
Italy (including Fiume)	2,632	4,189	..	590	—	4,098	3,989	..	545	—
Japan	390,825	413,500	619,510	456,200	—	4,17,315	4,07,932	4,89,117	3,41,041	—
Other Foreign Countries	2,400	..	305	..	—	2,993	..	403	..	—
TOTAL FOREIGN COUNTRIES	398,931	423,709	621,516	456,790	—	4,26,963	4,17,409	4,91,265	3,41,586	—
Share of Bengal	93,353	162,322	177,669	64,217	—	1,17,433	1,70,876	1,90,670	70,002	—
" Bombay	1,766,139	1,385,932	1,740,395	1,236,736	—	20,20,701	15,19,164	15,94,573	11,00,671	—
" Madras	135,304	30,799	135,460	135,457	—	2,16,119	74,789	1,98,339	1,02,116	—
" Burma	104,616	153,300	339,927	193,197	—	1,07,309	1,45,378	1,75,693	1,32,509	—
TOTAL	2,150,961	1,971,364	2,394,921	1,628,597	—	24,71,767	19,09,938	20,67,130	14,11,289	—
White two folds (doubles) Nos. 1-25 (III. P)(a)—					Lbs.					
United Kingdom (including Channel Islands)	—	—	—	—	20,357	—	—	—	—	22,175
Netherlands	—	—	—	—	107	—	—	—	—	138
Share of Bengal	—	—	—	—	3,573	—	—	—	—	9,164
" Bombay	—	—	—	—	11,391	—	—	—	—	23,169
TOTAL	—	—	—	—	20,464	—	—	—	—	22,313
White two folds (doubles) Nos. 26-50 (III. P)(a)—					Lbs.					
United Kingdom (including Channel Islands)	—	—	—	—	1,146,452	—	—	—	—	10,97,911
China (exclusive of Hongkong and Macao)	—	—	—	—	10,000	—	—	—	—	7,941
Japan	—	—	—	—	663,800	—	—	—	—	4,93,926
Other Foreign Countries	—	—	—	—	119	—	—	—	—	364
TOTAL FOREIGN COUNTRIES	—	—	—	—	678,919	—	—	—	—	5,02,231
Share of Bengal	—	—	—	—	210,318	—	—	—	—	1,96,943
" Bombay	—	—	—	—	1,187,353	—	—	—	—	10,62,443
" Sind	—	—	—	—	600	—	—	—	—	562
" Madras	—	—	—	—	308,809	—	—	—	—	1,50,814
" Burma	—	—	—	—	202,802	—	—	—	—	1,39,375
TOTAL	—	—	—	—	1,820,371	—	—	—	—	13,00,143

* Subdivided into groups by counts from 1934-35.

(a) Separately shown from 1934-35.

No. 10—continued

ARTICLES AND COUNTRIES OF CONSIGNMENT; ALSO SHARE OF EACH PROVINCE	QUANTITY					VALUE				
	1930-31	1931-32	1932-33	1933-34	1934-35	1930-31	1931-32	1932-33	1933-34	1934-35
					Lbs.	₹	₹	₹	₹	₹
<i>Textiles—continued</i>										
<i>Cotton—continued</i>										
<i>Twist and Yarn—continued</i>										
White two folds (doubles) Nos. 51-80(III P) (a)—										
United Kingdom (including Channel Islands)	—	—	—	—	29,834	—	—	—	—	36,487
Japan	—	—	—	—	187,500	—	—	—	—	2,30,416
Other Foreign Countries	—	—	—	—	236	—	—	—	—	718
TOTAL FOREIGN COUNTRIES	—	—	—	—	187,786	—	—	—	—	2,31,134
<i>Share of Bengal</i>	—	—	—	—	12,716	—	—	—	—	15,338
" <i>Bombay</i>	—	—	—	—	930	—	—	—	—	1,819
" <i>Madras</i>	—	—	—	—	24,001	—	—	—	—	1,12,891
" <i>Burma</i>	—	—	—	—	109,923	—	—	—	—	1,37,673
TOTAL	—	—	—	—	217,570	—	—	—	—	2,67,621
White two folds (doubles) above No. 80(III P) (a)—					Lbs.					
United Kingdom (including Channel Islands)	—	—	—	—	9,979	—	—	—	—	16,764
Japan	—	—	—	—	9,900	—	—	—	—	13,147
<i>Share of Bengal</i>	—	—	—	—	3,419	—	—	—	—	6,323
" <i>Bombay</i>	—	—	—	—	210	—	—	—	—	241
" <i>Madras</i>	—	—	—	—	16,250	—	—	—	—	23,347
TOTAL	—	—	—	—	19,879	—	—	—	—	29,911
Total of White (bleached) (III. P)—	Lbs.	Lbs.	Lbs.	Lbs.	Lbs.					
United Kingdom (including Channel Islands)	3,515,788	3,194,307	3,385,090	2,414,828	2,642,428	42,84,130	30,82,168	33,23,367	23,94,188	28,07,311
Other British Possessions	608	..	7	676	..	8
TOTAL BRITISH EMPIRE	3,516,396	3,194,307	3,385,097	2,414,828	2,642,428	42,84,806	30,82,168	33,23,375	23,94,188	28,07,311
Belgium	2,074	6,080	1,800	2,552	5,520	1,748
Italy (including Fiume)	3,632	4,189	120	580	..	4,098	3,989	89	545	..
Austria	11,806	27,618
China (exclusive of Hong- kong and Macao)	2,400	4,000	10,000	..	10,000	2,998	2,748	9,412	..	7,941
Japan	448,418	431,000	656,810	529,500	905,280	4,77,980	4,24,487	5,26,840	3,99,119	7,75,608
Other Foreign Countries	1,600	..	206	..	462	1,865	..	403	..	1,220
TOTAL FOREIGN COUNTRIES	459,119	445,239	668,936	530,080	927,498	4,89,373	4,36,694	5,38,489	3,99,664	8,12,387
<i>Share of Bengal</i>	<i>168,166</i>	<i>253,899</i>	<i>298,142</i>	<i>149,777</i>	<i>333,888</i>	<i>2,04,753</i>	<i>2,76,447</i>	<i>3,16,896</i>	<i>1,63,630</i>	<i>3,69,551</i>
" <i>Bombay</i>	<i>1,768,343</i>	<i>1,599,899</i>	<i>1,775,977</i>	<i>1,364,387</i>	<i>1,163,412</i>	<i>30,32,836</i>	<i>15,26,351</i>	<i>16,23,658</i>	<i>12,18,194</i>	<i>11,00,643</i>
" <i>Sind</i>	<i>54,320</i>	<i>61,437</i>	<i>98,599</i>	<i>63,550</i>	<i>62,752</i>	<i>52,695</i>	<i>44,724</i>	<i>31,769</i>	<i>40,984</i>	<i>63,516</i>
" <i>Madras</i>	<i>1,879,271</i>	<i>1,578,791</i>	<i>1,641,313</i>	<i>1,175,697</i>	<i>1,628,449</i>	<i>23,25,337</i>	<i>15,26,767</i>	<i>16,64,841</i>	<i>12,26,109</i>	<i>17,59,637</i>
" <i>Burma</i>	<i>104,418</i>	<i>155,200</i>	<i>239,927</i>	<i>201,597</i>	<i>387,785</i>	<i>1,07,509</i>	<i>1,46,673</i>	<i>1,76,698</i>	<i>1,45,036</i>	<i>3,45,301</i>
TOTAL	3,974,515	3,689,546	4,054,083	2,944,908	3,569,926	47,24,179	35,18,862	38,61,964	27,93,852	36,19,698
Coloured Nos. 1 to 20 (III. P)—	Lbs.	Lbs.	Lbs.	Lbs.	Lbs.					
United Kingdom (including Channel Islands)	184,685	185,012	204,763	122,748	202,400	2,01,395	1,70,178	1,99,616	1,11,060	1,83,599
Other British Possessions	700	5	..	437	4	..
TOTAL BRITISH EMPIRE	185,385	185,012	204,763	122,748	202,400	2,01,732	1,70,178	1,99,616	1,11,064	1,83,599
TOTAL FOREIGN COUNTRIES	2,492	7,200	2,471	4,84

(c) Separately shown from 1934-35.

ARTICLES AND COUNTRIES OF CONSIGNMENT; ALSO SHARE OF EACH PROVINCE	QUANTITY					VALUE				
	1930-31	1931-32	1932-33	1933-34	1934-35	1930-31	1931-32	1932-33	1933-34	1934-35
						R	R	R	R	R
Textiles—continued										
Cotton—continued										
Trotet and Yarn—continued										
Coloured Nos. 1 to 20 (III, F) —continued										
Share of Bengal	7,341	2,671	..	1,143	..	7,031	2,464	..	2,279	..
.. Bombay	949	..	900	2	..	608	..	217	7	..
.. Madras	41	..	5	40	..	4	..
.. Burma	177,056	127,409	202,263	125,929	129,600	1,94,042	1,67,864	1,92,769	1,11,292	1,21,420
TOTAL	185,325	185,012	204,763	126,240	209,600	2,01,722	1,70,178	1,99,816	1,12,522	1,22,490
Coloured Nos. 21 to 25 (III, F)										
United Kingdom (including Channel Islands)	216,326	219,800	221,200	195,065	225,571	2,21,994	2,02,060	2,56,229	1,68,245	2,04,987
TOTAL FOREIGN COUNTRIES	2,000	2,000	1,562	1,628	..
Share of Bengal	2,971	2,322
.. Bombay	609	2,965	..	722	2,229	..
.. Burma	215,726	219,200	221,200	192,099	222,600	2,11,212	2,02,060	2,56,201	1,66,216	2,01,369
TOTAL	216,326	219,800	222,200	197,065	225,571	2,21,994	2,02,060	2,56,201	1,69,872	2,04,987
Coloured Nos. 26 to 30 (III, F)										
United Kingdom (including Channel Islands)	5,157	15,079	1,995	5,472	12,990	7,558	17,594	2,422	6,644	19,298
Switzerland	6,400	12,701	7,480	12,517
Other Foreign Countries	1,010	2,800	1,690	1,851
TOTAL FOREIGN COUNTRIES	7,410	12,701	2,800	9,150	12,517	1,851
Share of Bengal	1,267	2,297	1,195	602	4,490	3,271	2,257	2,291	861	2,299
.. Bombay	1,719	6	500	2,729	4	759
.. Sind	2,000	22,477	200	4,270	2,000	10,708	27,250	1,021	5,723	2,222
.. Burma	2,800	1,261
TOTAL	12,567	27,780	1,995	5,472	15,700	16,708	30,111	2,422	6,644	21,149
Coloured Nos. 31 to 40 (III, F)										
United Kingdom (including Channel Islands)	565,954	440,512	537,372	211,186	299,015	6,08,256	4,68,784	5,58,274	2,08,988	2,11,341
Other British Possessions	62	..	90	896	26	96	..	95	870	10
TOTAL BRITISH EMPIRE	566,016	440,512	537,462	212,082	299,041	6,08,352	4,68,784	5,58,369	2,09,858	2,11,351
Germany	10,800	10,200	14,110	11,829
Netherlands	15,000	142	22,089	506
France	1,500	2,000	16,000	..	40	1,824	1,952	16,090	..	65
Switzerland	68,200	24,100	48,700	11,500	6,500	21,127	25,972	47,227	11,461	6,142
Italy (including Fiume)	12,100	10,000	1,500	17,510	4,400	17,119	10,000	1,500	16,725	4,598
China (exclusive of Hong-kong and Macao)	4,000	10,000	2,507	5,826
Other Foreign Countries	4,000	..	200	2,477	..	220
TOTAL FOREIGN COUNTRIES	111,000	66,800	66,500	29,010	11,082	1,44,211	65,429	65,227	28,198	11,81

No. 10—continued

ARTICLES, AND COUNTRIES OF CONSIGNMENT; ALSO SHARE OF EACH PROVINCE	QUANTITY.					VALUE				
	1930-31	1931-32	1932-33	1933-34	1934-35	1930-31	1931-32	1932-33	1933-34	1934-35
Textiles—continued										
Cotton—continued										
<i>Twist and Yarn—continued</i>										
Coloured Nos. 31 to 40 (III. P)—continued	Lbs.	Lbs.	Lbs.	Lbs.	Lbs.					
Share of Bengal . . .	135,635	119,616	152,565	35,743	12,803	1,49,385	1,11,586	1,55,708	24,769	14,403
“ Bombay . . .	21,273	23,771	3,140	10,950	4,500	27,311	24,585	2,531	10,039	4,324
“ Sind . . .	92,457	92,074	69,243	37,223	15,200	1,12,002	95,203	62,084	35,200	14,081
“ Madras . . .	426,246	271,451	372,515	267,118	277,661	5,48,365	3,02,849	3,92,303	2,63,046	2,29,854
TOTAL	677,616	506,912	604,663	341,092	310,124	6,37,568	5,34,223	6,23,606	3,38,054	3,22,602
Coloured Nos. 41 to 50 (III. P)— United Kingdom (including Channel Islands)	Lbs.	Lbs.	Lbs.	Lbs.	Lbs.					
	58,550	27,860	44,212	31,270	23,221	81,502	28,319	47,332	31,562	27,694
TOTAL FOREIGN COUNTRIES	2,800	3,300	4,000	2,042	3,020	3,494
Share of Bengal . . .	8,500	1,000	22,900	50	2,001	7,010	1,125	33,241	121	1,463
“ Bombay . . .	13,495	22,000	14,012	10,000	..	16,445	22,958	12,836	9,000	..
“ Sind	4,000	3,494
“ Madras . . .	37,355	8,180	1,300	21,220	17,320	60,988	8,165	1,255	22,441	23,119
“ Burma	3,400	3,112
TOTAL	56,350	31,160	44,212	31,270	27,221	84,444	32,248	47,332	31,562	31,188
Coloured above No. 50 (III. P)— United Kingdom (including Channel Islands)	Lbs.	Lbs.	Lbs.	Lbs.	Lbs.					
	207,076	193,936	166,871	152,357	146,432	3,90,651	2,90,069	2,44,560	2,13,092	2,08,636
Ceylon (excluding Maldives)	1	2	..
TOTAL BRITISH EMPIRE	207,076	193,936	166,871	152,358	146,432	3,90,651	2,90,069	2,44,560	2,13,094	2,08,636
Switzerland . . .	400	4,400	16,000	2,000	800	800	6,703	24,013	2,965	1,054
Italy (including Fiume)	12,000	24,000
Austria . . .	6,000	11,431
Other Foreign Countries	1,505	1,500	..	43	400	1,942	1,787	..	92	301
TOTAL FOREIGN COUNTRIES	19,905	5,900	16,000	2,043	1,200	38,173	8,470	24,013	3,057	1,355
Share of Bengal . . .	31,543	45,436	32,176	14,242	33,745	57,456	67,602	43,916	20,018	47,529
“ Madras . . .	195,433	154,350	150,695	140,164	103,337	3,71,368	2,30,937	2,24,657	1,96,133	1,62,463
TOTAL	226,981	199,886	182,871	154,406	147,082	4,28,824	2,98,539	2,68,573	2,16,151	2,09,991
Coloured two-folds (doubles) (III. P)— United Kingdom (including Channel Islands)	Lbs.	Lbs.	Lbs.	Lbs.						
	338,421	231,678	334,934	247,016	—	4,68,140	3,03,365	4,15,556	2,58,697	—
Germany . . .	920	3	—	2,274	3	—
Japan . . .	16,689	..	1,000	7,900	—	20,270	..	844	6,534	—
Other Foreign Countries	842	609	215	..	—	1,523	1,523	521	..	—
TOTAL FOREIGN COUNTRIES	17,651	609	1,215	7,903	—	30,067	1,523	1,425	6,537	—

* 3 uld divided into groups by counts from 1934-35.

GENERAL IMPORTS

(392)

No. 10—continued

ARTICLES AND COUNTRIES OF CONSIGNMENT; ALSO SHARE OF EACH PROVINCE	QUANTITY					VALUE				
	1980-81	1981-82	1982-83	1983-84	1984-85	1980-81	1981-82	1982-83	1983-84	1984-85
Fertilisers—continued						R	R	R	R	R
Cotton—continued										
Twists and Yarns—continued										
Coloured two-folds (doubles) (III. P)*—continued	Lbs.	Lbs.	Lbs.	Lbs.						
Share of Bengal	172,759	132,290	278,894	158,876	—	2,66,534	1,82,549	2,89,664	1,92,628	—
" Bombay	35,374	4,979	199	1,942	—	62,322	5,512	492	1,772	—
" Madras	6,485	1,615	7,809	—	..	7,399	1,504	6,224	—
" Burma	142,248	92,462	158,879	89,000	—	1,98,212	1,09,809	1,85,222	94,600	—
TOTAL	356,372	232,227	538,149	254,919	—	5,18,207	3,04,838	4,16,938	2,95,224	—
Coloured two-folds (doubles) Nos. 1-25 (III. P) (a)—					Lbs.					
United Kingdom (including Channel Islands)	—	—	—	—	1,200	—	—	—	—	1,420
Share of Bengal	—	—	—	—	1,200	—	—	—	—	1,420
Coloured two-folds (doubles) Nos. 26-50 (III. P) (a)—					Lbs.					
United Kingdom (including Channel Islands)	—	—	—	—	327,487	—	—	—	—	3,92,435
Share of Bengal	—	—	—	—	212,229	—	—	—	—	2,63,149
" Madras	—	—	—	—	5,800	—	—	—	—	6,222
" Burma	—	—	—	—	109,458	—	—	—	—	1,23,978
TOTAL	—	—	—	—	327,487	—	—	—	—	3,92,435
Coloured two-folds (doubles) Nos. 51-80 (III. P) (a)—					Lbs.					
United Kingdom (including Channel Islands)	—	—	—	—	5,509	—	—	—	—	8,221
Japan	—	—	—	—	20	—	—	—	—	26
Share of Bengal	—	—	—	—	3,509	—	—	—	—	5,221
" Bombay	—	—	—	—	20	—	—	—	—	26
" Burma	—	—	—	—	2,000	—	—	—	—	2,950
TOTAL	—	—	—	—	5,529	—	—	—	—	8,257
Coloured two-folds (doubles) above No. 80 lbs. (III. P) (a)—					Lbs.					
United Kingdom (including Channel Islands)	—	—	—	—	609	—	—	—	—	1,771
Share of Bengal	—	—	—	—	609	—	—	—	—	1,771
TOTAL OF COLOURED (III. P)—	Lbs.	Lbs.	Lbs.	Lbs.	Lbs.					
United Kingdom (including Channel Islands)	1,571,119	1,312,817	1,582,447	1,066,110	1,244,484	20,94,896	14,80,869	17,27,001	11,28,278	13,58,412
Other British possessions	762	..	90	902	26	532	..	95	876	10
TOTAL BRITISH EMPIRE	1,571,881	1,312,817	1,582,537	1,066,012	1,244,460	20,94,929	14,80,869	17,27,096	11,29,154	13,58,422
Germany	14,020	15,000	..	6	..	19,227	17,325	..	10	..
Netherlands	15,005	..	155	..	142	22,050	..	224	..	808
France	1,329	2,000	16,060	..	40	3,340	1,952	16,447	..	66
Switzerland	72,000	51,201	64,700	12,500	11,300	91,897	55,192	71,240	14,426	10,090
Italy (including Fiume)	25,902	10,000	1,500	17,510	4,400	42,094	10,200	1,500	16,725	4,528
Austria	6,000	11,421
China (exclusive of Hongkong and Macao)	4,210	10,000	..	329	..	4,227	5,226	..	400	..
Japan	20,689	..	3,200	12,000	10,420	29,747	..	2,726	10,222	7,012
Other Foreign Countries	609	..	42	1,522	..	92	..
TOTAL FOREIGN COUNTRIES	159,666	68,810	85,715	44,452	26,202	2,24,542	91,872	92,227	41,806	22,877

* Sub-divided into groups by counts from 1984-85, (a) Separately shown from 1984-85.

No. 10—continued

ARTICLES, AND COUNTRIES OF CONSIGNMENT; ALSO SHARE OF EACH PROVINCE	QUANTITY					VALUE				
	1930-31	1931-32	1932-33	1933-34	1934-35	1930-31	1931-32	1932-33	1933-34	1934-35
Textiles—continued										
Cotton—continued						₹	₹	₹	₹	₹
Wool and Yarn—continued										
TOTAL OF COLOURED—continued.										
Share of Bengal	Lbs.	Lbs.	Lbs.	Lbs.	Lbs.					
" Bombay	355,631	399,360	400,640	197,657	379,627	4,90,767	3,68,203	4,76,920	2,40,626	3,45,804
" Sind	73,397	49,747	18,313	37,961	6,920	1,01,767	83,060	16,708	26,307	5,100
" Madras	102,467	118,451	70,042	42,153	27,260	1,21,710	1,22,453	63,095	40,983	26,914
" Burma	659,034	440,407	326,135	436,005	409,368	9,30,721	5,49,257	6,19,819	4,92,358	4,81,758
"	541,938	494,662	553,233	406,689	548,988	6,23,627	4,79,274	6,43,793	3,69,776	5,21,723
TOTAL	1,731,547	1,402,627	1,668,252	1,110,465	1,270,783	23,19,472	15,72,247	18,19,823	11,71,060	13,61,299
Mercurised Cotton Yarn Nos. 1-20 (III. P)— United Kingdom (including Channel Islands)	Lbs.	Lbs.	Lbs.	Lbs.	Lbs.					
"	5,100	616	..	4,554	980	..
" Japan	1,000	660	..
TOTAL FOREIGN COUNTRIES	1,000	..	4,554	660	..
Share of Bombay	5,100	1,000	..	4,554	660	..
" Sind	616	980	..
TOTAL	5,100	1,616	..	4,554	1,590	..
Mercurised Cotton Yarn Nos. 21-25	Lbs.	Lbs.	Lbs.	Lbs.	Lbs.					
"
Mercurised Cotton Yarn Nos. 26-30 (III. P)— United Kingdom (including Channel Islands)	Lbs.	Lbs.	Lbs.	Lbs.	Lbs.					
"	900	1,724	..	1,201	..	649	2,175	..	1,484
TOTAL FOREIGN COUNTRIES	18	36
Share of Bengal	1,321	1,321
" Bombay	18	18
" Sind	900	393	649	791
" Madras	1,201	1,484
TOTAL	..	900	1,742	..	1,201	..	649	2,193	..	1,484
Mercurised Cotton Yarn Nos. 31-40 (III. P)— United Kingdom (including Channel Islands)	Lbs.	Lbs.	Lbs.	Lbs.	Lbs.					
"	1,500	5,661	3,000	..	18	1,631	6,845	4,235	..	20
" Japan	1,500	7,800	400	2,000	..	2,214	7,954	341	1,735
Share of Bengal	5,661	7,800	7,030	7,609
" Bombay	1,500	1,500	3,300	400	2,000	1,631	2,029	4,580	341	1,735
" Madras	18	20
TOTAL	1,500	7,161	10,800	400	2,018	1,631	9,059	12,189	341	1,755
Mercurised Cotton Yarn Nos. 41-50 (III. P)— United Kingdom (including Channel Islands)	Lbs.	Lbs.	Lbs.	Lbs.	Lbs.					
"	102	188	..
" Japan	5,995	5,642
Share of Bengal	102	188	..
" Bombay	5,995	5,642
TOTAL	102	5,995	188	5,642

ARTICLES, AND COUNTRIES OF CONSIGNMENT; ALSO SHARE OF EACH PROVINCE	QUANTITY					VALUE				
	1930-31	1931-32	1932-33	1933-34	1934-35	1930-31	1931-32	1932-33	1933-34	1934-35
TEXTILES—continued						R	R	R	R	R
COTTON—Continued										
Total and yarn—continued										
Mercerised Cotton Yarn Above No. 50 (III. P)—	Lbs.	Lbs.	Lbs.	Lbs.	Lbs.					
United Kingdom (including Channel Islands)	48	..	2,528	..	9,900	187	..	2,126	..	10,891
Japan	80,600	22,500	28,560	118,500	60,700	50,028	31,828	34,356	1,07,931	62,282
Share of Bengal	..	27,500	29,898	7,500	21,222	25,495	7,090	..
" Bombay	2,968	..	1,600	1,397	..	1,529
" Sind	48	187
" Madras	30,490	111,000	54,900	50,022	1,00,842	60,124
" Burma	14,100	15,410
TOTAL	90,646	22,500	31,158	118,500	70,600	50,165	31,828	37,482	1,07,931	73,173
Mercerised Cotton Yarn two folds (doubles) (III. P)(a)—	Lbs.	Lbs.	Lbs.	Lbs.						
United Kingdom (including Channel Islands)	68,799	248,996	166,746	22,291	..	1,02,944	4,40,024	3,03,431	42,933	..
Straits Settlements	30	77
TOTAL BRITISH EMPIRE	68,829	248,996	166,746	22,291	..	1,04,021	4,40,024	3,03,431	42,933	..
Japan	2,420,352	4,775,732	7,568,980	4,720,903	..	51,16,868	70,35,689	90,56,862	47,66,659	..
Other Foreign Countries	54	1,000	694	124	1,104	494
TOTAL FOREIGN COUNTRIES	2,420,406	4,776,732	7,569,588	4,720,903	..	51,16,992	70,36,793	90,57,356	47,66,659	..
Share of Bengal	167,158	1,99,188	226,326	533,013	..	2,47,800	2,20,950	4,10,126	5,22,711	..
" Bombay	2,869,766	4,493,117	6,449,140	3,650,510	..	42,58,768	66,39,673	79,92,448	37,94,327	..
" Sind	..	13,198	15,262	262	27,816	15,740	493	..
" Madras	406,811	236,710	336,332	518,800	..	6,35,366	3,51,662	2,01,080	4,54,927	..
" Burma	48,500	78,600	42,190	27,900	..	76,079	1,25,796	41,293	36,129	..
TOTAL	2,489,225	5,025,723	7,780,229	4,743,194	..	52,21,018	74,85,317	93,60,787	48,00,592	..
Mercerised two-folds (doubles) Nos. 1-25 (III. P) (b)—					Lbs.					
United Kingdom (including Channel Islands)	403	647
Share of Bombay	403	647
Mercerised two-folds (doubles) Nos. 26-50 (III. P) (b)—					Lbs.					
United Kingdom (including Channel Islands)	8,066	12,127
Germany	18	55
Japan	472,001	4,18,776
TOTAL FOREIGN COUNTRIES	472,019	4,18,831
Share of Bengal	95,293	83,066
" Bombay	385,674	3,45,837
" Burma	18	55
TOTAL	480,085	4,25,958

(a) Separately recorded from 1934-35.
 (b) Subdivided into groups by counts from 1934-35.

No. 10—continued

ARTICLES, AND COUNTRIES OF CONSIGNMENT; ALSO SHARE OF EACH PROVINCE	QUANTITY					VALUE				
	1930-31	1931-32	1932-33	1933-34	1934-35	1930-31	1931-32	1932-33	1933-34	1934-35
Textiles—continued						R	R	R	R	R
Cotton—continued										
Tweed and Yarn—continued										
Mercerised two-folds (doubles) Nos. 51-80 (III.P) (a)—					Lbs.					
United Kingdom (including Channel Islands)	—	—	—	—	26,581	—	—	—	—	36,908
Germany	—	—	—	—	10	—	—	—	—	40
China (exclusive of Hong- kong and Macao)	—	—	—	—	11,042	—	—	—	—	14,975
Japan	—	—	—	—	5,583,601	—	—	—	—	62,11,235
TOTAL FOREIGN COUNTRIES	—	—	—	—	5,594,658	—	—	—	—	62,26,150
Share of Bengal	—	—	—	—	912,768	—	—	—	—	10,13,231
" Bombay	—	—	—	—	3,689,480	—	—	—	—	40,81,030
" Sind	—	—	—	—	3,524	—	—	—	—	4,036
" Madras	—	—	—	—	773,952	—	—	—	—	8,93,985
" Burma	—	—	—	—	941,510	—	—	—	—	2,70,716
TOTAL	—	—	—	—	5,621,284	—	—	—	—	62,63,058
Mercerised two-folds (doubles) above No. 80 (III.P) (a)—					Lbs.					
United Kingdom (including Channel Islands)	—	—	—	—	38,741	—	—	—	—	75,344
Japan	—	—	—	—	1,451,806	—	—	—	—	19,62,495
Other Foreign Countries . .	—	—	—	—	2,418	—	—	—	—	3,682
TOTAL FOREIGN COUNTRIES	—	—	—	—	1,454,224	—	—	—	—	19,66,177
Share of Bengal	—	—	—	—	83,200	—	—	—	—	1,14,525
" Bombay	—	—	—	—	1,259,447	—	—	—	—	17,31,569
" Madras	—	—	—	—	150,300	—	—	—	—	1,95,345
" Burma	—	—	—	—	78	—	—	—	—	82
TOTAL	—	—	—	—	1,492,965	—	—	—	—	20,41,521
Total of Mercerised Cotton Yarn (III. P)—	Lbs.	Lbs.	Lbs.	Lbs.	Lbs.					
United Kingdom (including Channel Islands)	75,445	255,557	174,068	23,009	85,810	1,10,266	4,56,518	3,12,967	44,051	1,37,421
Straits Settlements	30	77
TOTAL BRITISH EMPIRE	75,475	255,557	174,068	23,009	85,810	1,10,343	4,56,518	3,12,967	44,051	1,37,421
China (exclusive of Hong- kong and Macao)	13,442	18,475
Japan	3,450,952	4,799,732	7,599,349	4,840,803	7,578,103	51,66,896	70,69,731	90,99,172	48,75,591	89,57,165
Other Foreign Countries . .	54	1,000	612	..	46	124	1,104	512	..	177
TOTAL FOREIGN COUNTRIES	3,451,006	4,800,732	7,599,961	4,840,803	7,589,591	51,67,020	70,70,835	90,99,684	48,75,591	89,75,817
Share of Bengal	167,158	227,267	424,325	545,615	1,091,261	2,47,800	3,29,803	4,54,604	5,30,959	12,10,822
" Bombay	2,875,366	4,494,617	6,454,527	3,651,919	5,344,599	42,54,963	66,91,602	79,99,043	37,95,328	61,65,049
" Sind	46	19,096	15,655	378	3,524	137	22,465	16,531	1,428	4,036
" Madras	437,411	236,710	836,332	627,500	980,371	6,58,394	3,51,682	9,01,080	5,55,768	11,46,963
" Burma	46,500	78,600	43,190	37,900	255,546	76,079	1,25,755	41,393	36,189	2,56,363
TOTAL	3,526,481	5,056,280	7,774,029	4,869,812	7,675,401	52,77,363	76,27,353	94,12,651	49,19,642	88,18,238

(a) Separately recorded from 1934-35.

GENERAL IMPORTS

(396)

No. 10—continued

ARTICLES, AND COUNTRIES OF CONSIGNMENT; ALSO SHARE OF EACH PROVINCE	QUANTITY					VALUE				
	1930-31	1931-32	1932-33	1933-34	1934-35	1930-31	1931-32	1932-33	1933-34	1934-35
Textiles—continued.						R	R	R	R	R
Cotton—continued.										
Twist and Yarn—continued.										
Unspecified descriptions of Twist and Yarn (III. P)— ^(a) United Kingdom (including Channel Islands)	Lbs. 9,174	Lbs. 17,198	Lbs. 17,342	Lbs. 38,801	—	18,302	32,914	24,879	40,607	—
Other British Possessions	680	81	28	30	—	258	62	28	41	—
TOTAL BRITISH EMPIRE	9,854	17,279	17,370	38,831	—	18,460	32,976	24,905	40,648	—
Japan	..	1,500	12,500	4,800	—	..	1,511	12,506	4,685	—
Other Foreign Countries	..	67	—	..	21	—
TOTAL FOREIGN COUNTRIES	..	1,567	12,500	4,800	—	..	1,532	12,506	4,685	—
Share of Bengal	264	—	270	—
" Bombay	6,294	14,748	12,242	5,202	—	14,259	29,171	29,011	11,297	—
" Madras	2,880	4,692	12,898	27,259	—	4,291	4,237	17,400	22,268	—
TOTAL	9,854	18,346	20,270	49,231	—	18,460	34,508	37,411	45,223	—
Unspecified descriptions of Twist and Yarn Nos. 1-50 (III. P) (a)—					Lbs.					
United Kingdom (including Channel Islands)	—	—	—	—	7,524	—	—	—	—	12,068
Straits Settlements	—	—	—	—	8	—	—	—	—	8
TOTAL BRITISH EMPIRE	—	—	—	—	7,532	—	—	—	—	12,076
Share of Bombay	—	—	—	—	4,222	—	—	—	—	8,459
" Burma	—	—	—	—	3,210	—	—	—	—	7,616
TOTAL	—	—	—	—	7,532	—	—	—	—	12,076
Unspecified descriptions of Twist and Yarn above No. 50 (III. P) (a)—					Lbs.					
United Kingdom (including Channel Islands)	—	—	—	—	15,279	—	—	—	—	26,923
China (exclusive of Hongkong and Macao)	—	—	—	—	10,000	—	—	—	—	8,516
Other Foreign Countries	—	—	—	—	1,268	—	—	—	—	1,971
TOTAL FOREIGN COUNTRIES	—	—	—	—	11,268	—	—	—	—	10,487
Share of Bengal	—	—	—	—	7,312	—	—	—	—	10,289
" Bombay	—	—	—	—	4,059	—	—	—	—	3,759
" Madras	—	—	—	—	14,080	—	—	—	—	16,704
" Burma	—	—	—	—	1,200	—	—	—	—	1,270
TOTAL	—	—	—	—	26,647	—	—	—	—	37,413
Total Twist and Yarn—United Kingdom (including Channel Islands)	Lbs. 10,814,918	Lbs. 11,912,648	Lbs. 12,857,065	Lbs. 9,952,435	Lbs. 9,783,592	1,26,56,728	1,21,81,918	1,21,79,946	95,78,060	1,00,47,558
Straits Settlements	2,082	20,000	20,007	..	8	1,971	15,000	51,659	..	8
Hongkong	20,000	..	20,000	20,000	42,000	16,667	..	12,221	15,294	22,583
Other British Possessions	1,918	51	2,518	922	1,692	925	62	871	917	694
TOTAL BRITISH EMPIRE	10,838,918	11,932,627	12,860,590	9,973,357	9,827,292	1,26,76,291	1,21,96,980	1,22,44,697	95,94,271	1,00,82,141
Germany	18,574	18,046	..	56	102	25,575	17,875	..	121	30
Netherlands	15,018	..	165	..	584	22,063	..	224	..	1,708
Belgium	2,074	6,710	1,800	2,552	5,091	1,748
France	1,858	2,021	16,060	..	108	2,375	1,971	16,447	..	666
Switzerland	78,600	51,201	65,900	10,500	11,300	92,262	55,192	72,119	14,426	10,699
Italy (including Fiume)	4,435	142,489	5,444	18,090	4,420	76,748	1,22,698	5,287	17,280	4,618

^a Sub-divided into the heads immediately following from 1934-35.
^(a) Separately shown from 1934-35.

No. 10—continued

ARTICLES, AND COUNTRIES OF CONSIGNMENT; ALSO SHARE OF EACH PROVINCE	QUANTITY					VALUE				
	1930-31	1931-32	1932-33	1933-34	1934-35	1930-31	1931-32	1932-33	1933-34	1934-35
Textiles—continued										
Cotton—continued										
Twist and Yarn—continued										
Total, Twist and Yarn—contd.										
	Lbs.	Lbs.	Lbs.	Lbs.	Lbs.	R	R	R	R	R
Austria	6,000	11,806	11,431	27,618
Iran	75,800	87,692	40,489	51,503
Siam	100,000	80,000	55,602	49,346	..
China (exclusive of Hong- kong and Macao)	11,723,238	13,215,238	13,305,400	10,209,275	12,725,925	95,67,790	92,01,301	84,13,610	64,65,624	92,00,653
Japan	6,894,903	6,206,197	18,148,809	11,633,936	11,339,411	83,56,386	82,82,377	1,60,71,159	95,67,135	1,15,94,765
United States of America— Via Atlantic Coast	110	1,661	206	1,139	4,491	308	3,036	405	1,480	3,275
Other Foreign Countries	1,200	1,900	18	225	1,310	18
TOTAL FOREIGN COUNTRIES	18,801,002	19,642,473	31,648,792	22,031,795	24,186,339	1,81,60,715	1,76,01,251	2,46,37,714	1,61,55,911	2,09,00,800
Share of Bengal	10,563,930	11,137,761	16,013,061	15,351,033	11,379,753	92,45,419	84,66,416	1,10,62,833	1,04,49,423	39,70,493
.. Bombay	10,139,043	12,001,010	17,391,371	9,533,534	14,319,317	1,17,98,567	1,32,95,914	1,84,59,609	86,32,136	1,35,73,723
.. Sind	156,323	214,919	313,133	111,110	132,245	1,75,542	2,09,161	1,94,533	95,257	1,30,474
.. Madras	6,995,906	6,622,923	2,415,667	5,435,433	6,056,303	33,46,844	65,93,764	36,35,776	54,33,599	64,33,260
.. Burma	1,333,124	1,518,433	2,065,145	1,573,963	2,124,509	13,70,634	13,23,977	15,29,760	10,39,717	17,19,001
TOTAL	29,133,915	31,575,100	45,103,382	32,055,163	34,013,131	3,08,27,006	2,98,88,231	3,78,32,411	2,57,50,132	3,09,82,941
Manufactures—										
Blankets (III. P)—										
United Kingdom (including Channel Islands)	10,301	2,303	2,159	14,815	10,363	9,513	2,324	2,230	6,358	8,774
Kenya Colony	24,050	5,800
Other British Possessions	1,046	77	303	238	3,773	650	85	229	273	3,504
TOTAL BRITISH EMPIRE	35,397	2,380	2,462	15,103	14,136	15,963	2,409	2,459	6,631	12,278
Germany	251,371	35,995	27,742	66	117,164	93,264	21,097	9,175	117	44,349
Netherlands	1,355,634	1,570,654	409,952	1,400	142,666	8,39,836	6,63,257	2,26,781	492	53,320
Belgium	133,235	259,826	94,251	22,685	14,829	1,00,713	89,319	37,453	8,577	4,301
Switzerland	17,522	12,304
Italy (including Fiume)	469,630	49,239	..	735	46,550	2,63,768	20,047	..	735	32,649
Japan	595,333	364,960	534,405	232,620	1,033,726	5,09,969	3,22,931	3,39,276	1,66,958	7,46,375
Other Foreign Countries	2,006	763	1,343	681	803	5,047	1,231	1,426	598	525
TOTAL FOREIGN COUNTRIES	3,374,317	2,281,437	1,207,693	253,487	1,405,747	13,25,461	11,17,982	6,14,711	1,77,477	8,37,019
Share of Bengal	1,137,063	373,047	293,463	63,653	432,173	4,79,313	3,23,295	40,636	23,937	2,38,663
.. Bombay	35,713	3,222	16,263	14,171	63,511	14,743	7,543	13,413	10,633	53,211
.. Sind	73,711	142	3,213	1,235	3,142	50,046	153	2,362	1,010	3,324
.. Madras	2,403	1,402	14,133	2,439	4,402	4,412	2,356	5,334	3,027	4,367
.. Burma	2,170,310	1,401,004	1,074,034	201,992	911,656	13,92,905	7,38,539	5,54,826	1,45,451	6,00,332
TOTAL	3,409,704	2,283,317	1,210,155	273,590	1,419,383	13,41,424	11,20,891	6,16,570	1,84,108	8,90,297
Brads (III. P)—					Lbs.					
United Kingdom (including Channel Islands)	—	—	—	—	1,103	—	—	—	—	1,247
Germany	—	—	—	—	3,071	—	—	—	—	3,011
Czechoslovakia	—	—	—	—	3,365	—	—	—	—	6,980
Japan	—	—	—	—	197,403	—	—	—	—	1,22,010
Other Foreign Countries	—	—	—	—	215	—	—	—	—	530
TOTAL FOREIGN COUNTRIES	—	—	—	—	204,054	—	—	—	—	1,37,531
Share of Bengal	—	—	—	—	192,560	—	—	—	—	1,13,903
.. Bombay	—	—	—	—	4,233	—	—	—	—	5,130
.. Sind	—	—	—	—	4,094	—	—	—	—	9,344
.. Madras	—	—	—	—	2,310	—	—	—	—	3,969
.. Burma	—	—	—	—	1,615	—	—	—	—	1,379
TOTAL	—	—	—	—	205,162	—	—	—	—	1,38,773

* Separately recorded from 1934-35.

GENERAL IMPORTS

(598)

No. 10—continued

ARTICLES, AND COUNTRIES OF CONSIGNMENT: ALSO SHARE OF EACH PROVINCE	QUANTITY					VALUE				
	1930-31	1931-32	1932-33	1933-34	1934-35	1930-31	1931-32	1932-33	1933-34	1934-35
Textiles—continued										
Cotton—continued										
Manufactures—contd.										
Canvas (III. P)—	Yards	Yards	Yards	Yards	Yards					
United Kingdom (including Channel Islands)	323,370	346,375	409,985	416,806	573,824	4,13,622	2,47,037	3,51,704	4,33,142	5,82,017
Other British Possessions	1,158	348	1,406	414	9,854	1,323	411	1,602	367	1,734
TOTAL BRITISH EMPIRE	324,528	346,723	411,390	417,220	583,678	4,14,945	2,47,448	3,53,306	4,33,509	5,83,751
Germany	53,232	75,339	79,580	16,161	29,326	78,082	1,05,424	51,347	5,343	5,521
Netherlands	6,806	4,281	679	..	240	13,144	5,566	1,428	..	120
Italy (including Fiume)	299,145	34,819	124,042	13,839	13,812	88,765	3,677	17,497	1,330	1,782
Japan	323,514	265,729	377,052	163,849	132,804	1,01,729	83,755	1,22,042	55,898	57,566
Other Foreign Countries	5,502	1,858	2,000	567	935	12,574	3,445	2,322	800	712
TOTAL FOREIGN COUNTRIES	693,199	532,556	583,363	194,436	177,117	2,44,294	2,01,687	1,95,596	63,866	65,708
Share of Bengal	233,901	194,003	344,580	162,051	308,649	2,34,528	1,30,267	2,04,340	1,65,659	3,21,907
" Bombay	463,623	209,631	323,676	175,692	266,530	2,77,468	1,49,533	1,95,733	2,07,904	2,14,294
" Sind	59,340	44,262	149,794	155,374	33,509	26,343	30,436	66,172	64,191	45,569
" Madras	13,299	15,992	25,249	19,422	24,312	17,626	23,331	25,136	19,156	19,651
" Burma	266,653	165,235	146,944	57,357	72,796	1,03,266	63,776	57,461	40,466	47,723
TOTAL	1,017,727	629,179	994,753	610,656	760,795	6,59,239	4,49,135	5,48,902	4,97,315	6,49,459
Handkerchiefs and Shawls in the piece—										
Handkerchiefs (III. P)—	No.	No.	No.	No.	No.					
United Kingdom (including Channel Islands)	2,114,395	1,512,155	2,282,225	2,605,364	2,351,809	2,18,426	2,17,256	4,85,508	3,14,848	3,03,977
Other British Possessions	5,044	18,716	21,735	6,434	69,950	1,076	1,022	1,424	663	2,767
TOTAL BRITISH EMPIRE	2,119,439	1,530,871	2,303,960	2,611,798	2,421,759	2,19,502	2,18,278	4,86,932	3,15,511	3,06,744
Japan	727,032	235,824	1,201,200	2,622,885	2,233,009	29,449	9,975	49,784	1,04,105	91,792
Other Foreign Countries	22,414	10,722	75,924	24,628	3,844	2,210	1,450	5,671	3,478	189
TOTAL FOREIGN COUNTRIES	749,446	246,546	1,277,124	2,647,513	2,236,853	31,659	11,425	55,455	1,07,583	91,981
Share of Bengal	1,592,480	631,269	378,445	853,655	557,278	1,10,033	43,009	53,163	52,965	37,239
" Bombay	604,416	23,143	733,375	715,276	459,502	57,001	2,459	71,137	55,745	59,333
" Sind	211,645	604,694	1,693,830	396,312	1,399,360	47,636	1,23,362	2,34,661	1,51,734	2,15,593
" Madras	39,352	7,250	1,491	69,205	218,143	11,373	1,268	431	4,032	15,551
" Burma	1,370,982	611,105	1,774,393	2,724,307	2,108,329	1,34,964	55,021	1,23,040	1,23,038	25,042
TOTAL	3,563,905	1,777,477	4,587,034	5,259,261	4,702,612	3,51,161	2,30,603	5,42,327	4,22,694	4,03,715
Shawls (III. P)—	No.	No.	No.	No.	No.					
United Kingdom (including Channel Islands)	32,916	679	54,742	3,130	17,447	59,237	1,682	31,808	6,059	14,793
Other British Possessions	..	40	48	68	7
TOTAL BRITISH EMPIRE	32,916	719	54,790	3,130	17,447	59,237	1,750	31,815	6,059	14,793
Germany	4,000	..	15,120	5,313	..	14,003
Italy (including Fiume)	46,429	83,612
Czechoslovakia	9,000	12,572
Japan	6,600	23,948	10,308	31,956	11,277	5,011	20,075	5,578	16,095	10,470
Other Foreign Countries	240	2	..	300	..	245	5	..	205	..
TOTAL FOREIGN COUNTRIES	66,209	23,950	25,428	32,256	11,277	1,07,858	20,080	19,581	16,900	10,470

No. 10—continued

ARTICLES, AND COUNTRIES OF CONSIGNMENT; ALSO SHARE OF EACH PROVINCE	QUANTITY					VALUE				
	1930-31	1931-32	1932-33	1933-34	1934-35	1930-31	1931-32	1932-33	1933-34	1934-35
Textiles—continued						R	R	R	R	R
Cotton—continued										
Manufactures—continued										
Handkerchiefs and Shawls in the piece—continued	No.	No.	No.	No.	No.					
Shawls (III. P)—continued										
Share of Bengal	92,304	679	2,106	2,130	18,520	1,61,139	1,682	4,584	6,059	20,222
„ Bombay	1,566	1,563
„ Sind	49,678	300	26,266	265	..
„ Madras	12	1,440	9	397
„ Burma	6,881	28,978	25,428	21,956	10,204	5,956	20,134	19,581	16,695	5,041
TOTAL	99,185	29,669	80,218	25,386	28,724	1,67,095	21,825	51,391	23,019	25,263
Total Handkerchiefs and Shawls in the piece—	No.	No.	No.	No.	No.					
United Kingdom (including Channel Islands)	2,147,311	1,512,884	3,342,967	2,608,494	3,369,256	3,77,668	2,18,938	5,17,311	3,20,407	3,23,770
Other British Possessions	8,064	18,756	21,783	8,484	68,950	1,076	1,985	1,431	663	2,757
TOTAL BRITISH EMPIRE	2,155,375	1,531,640	3,364,750	2,616,978	3,438,206	3,78,744	2,20,923	5,18,742	3,21,070	3,26,527
Germany	18,945	1,440	15,120	7,079	187	14,003
Italy (including Fiume)	46,429	63,612
Czechoslovakia	9,000	12,572
Japan	739,032	264,772	1,211,508	2,654,841	2,294,236	35,060	30,050	55,362	1,20,800	1,02,262
Other Foreign Countries	12,709	9,344	75,924	24,823	8,844	1,194	1,263	5,671	3,743	189
TOTAL FOREIGN COUNTRIES	815,716	275,556	1,302,552	2,679,669	2,298,130	1,36,517	31,505	76,036	1,24,543	1,02,451
Share of Bengal	1,634,784	531,959	389,551	358,785	575,798	2,71,177	44,691	62,752	89,024	57,511
„ Bombay	604,446	23,148	749,441	715,376	489,502	57,901	2,459	72,700	55,745	50,233
„ Sind	211,645	604,694	1,743,558	396,618	1,329,369	47,586	1,22,852	3,09,327	1,51,959	2,16,595
„ Madras	39,352	7,262	2,931	69,205	218,143	11,572	1,371	378	4,022	15,551
„ Burma	1,377,803	640,083	1,799,321	2,756,763	2,118,533	2,30,920	75,155	1,47,621	1,44,763	90,039
TOTAL	3,968,090	1,807,146	4,667,302	5,204,647	4,781,336	5,18,256	2,52,428	5,93,772	4,45,613	4,28,978
Hosiery—										
Stockings and socks (III. P)—	Dozen Pairs	Dozen Pairs	Dozen Pairs	Dozen Pairs	Dozen Pairs					
United Kingdom (including Channel Islands)	5,891	3,343	3,868	8,750	7,316	32,681	25,492	19,119	18,915	40,183
Hongkong	404,116	292,856	197,317	62,982	15,684	3,90,880	2,38,779	1,81,190	56,825	18,848
Other British Possessions	879	2,499	331	58	533	2,162	3,206	416	89	827
TOTAL BRITISH EMPIRE	410,886	298,708	201,511	71,790	23,533	4,25,673	2,67,477	2,00,725	75,829	69,863
Germany	5,347	15,078	8,259	6,304	12,249	37,407	84,907	78,717	63,386	37,030
Italy (including Fiume)	11,728	4,539	1,484	73	1,802	24,305	9,752	3,322	300	5,568
China (exclusive of Hongkong and Macao)	75,751	11,444	43,075	13,754	5,289	92,987	14,985	45,025	15,920	9,025
Japan	307,040	302,768	307,235	822,083	880,074	5,96,041	3,84,332	3,18,174	3,20,998	9,01,930
United States of America—										
Via Atlantic Coast	16,578	17,365	9,146	3,652	10,623	1,09,132	1,07,089	56,057	18,817	60,275
„ Pacific „	1	1	8	6
Other Foreign Countries	564	972	196	250	514	2,657	4,259	1,398	1,342	3,647
TOTAL FOREIGN COUNTRIES	417,009	362,666	369,395	840,110	911,162	8,03,037	6,05,324	10,02,748	9,10,763	10,67,479

GENERAL IMPORTS

(400)

No. 10—continued

ARTICLES, AND COUNTRIES OF CONSIGNMENT; ALSO SHARE OF EACH PROVINCE	QUANTITY					VALUE				
	1930-31	1931-32	1932-33	1933-34	1934-35	1930-31	1931-32	1932-33	1933-34	1934-35
Textiles—continued										
Cotton—continued										
Manufactures—continued										
Hosiery—continued										
Stockings and socks (III.F)—continued	Dosen Pairs	Dosen Pairs	Dosen Pairs	Dosen Pairs	Dosen Pairs					
Share of Bengal	339,114	199,759	443,391	339,346	331,364	5,45,659	3,45,698	4,23,334	3,26,334	3,46,496
" Bombay	274,749	335,798	404,159	406,311	337,631	4,20,530	4,39,331	4,55,428	4,46,634	4,69,396
" Sind	39,743	31,177	159,349	135,498	229,533	1,73,316	1,31,423	2,04,416	1,59,443	2,71,894
" Madras	10,743	4,479	9,617	4,411	1,366	17,771	3,376	13,073	4,623	4,314
" Burma	63,536	30,188	54,529	42,038	34,906	1,11,444	59,566	67,119	49,553	45,396
TOTAL* { doz. pra. — lbs.	827,895	651,369	1,070,908	917,908	934,665	12,88,710	8,72,801	12,03,478	9,86,592	11,27,342
	—	—	—	—	—					
Underwear (III. F)—	Dosen	Dosen	Dosen	Dosen	Dosen					
United Kingdom (including Channel Islands)	1,432	1,392	2,500	7,666	12,123	15,457	12,518	24,731	46,572	77,464
Straits Settlements	521	3,718	6,352	1,056	522	2,370	2,144	11,196	2,294	2,220
Hongkong	3,936	6,437	18,324	12,792	4,739	54,194	42,721	49,863	41,230	23,913
Other British Possessions	233	180	1,077	117	206	1,393	1,256	2,732	556	1,152
TOTAL BRITISH EMPIRE	6,222	11,997	29,213	21,601	18,589	73,914	65,639	88,524	90,671	1,04,306
Germany	35,936	3,370	4,804	4,579	2,397	2,25,682	32,702	48,335	48,802	34,458
Japan	2,140,017	1,272,087	2,589,698	2,091,168	1,573,300	70,06,440	26,98,076	51,28,120	60,82,336	28,76,656
United States of America—										
Via Atlantic Coast	2,039	2,566	1,305	322	1,094	19,100	19,303	10,622	6,570	10,039
Other Foreign Countries	2,327	915	1,142	318	679	14,119	5,470	6,038	1,539	2,976
TOTAL FOREIGN COUNTRIES	2,190,779	1,278,983	2,596,949	2,096,987	1,584,080	72,75,341	27,65,751	51,93,139	61,39,297	29,25,122
Share of Bengal	1,446,514	535,598	1,159,312	1,594,223	755,359	47,24,222	17,49,543	21,79,293	31,44,271	14,35,271
" Bombay	933,313	316,599	631,316	791,726	483,600	3,92,622	7,92,329	12,01,167	13,34,496	6,12,314
" Sind	69,949	58,972	232,456	332,174	163,891	1,94,322	2,73,230	5,62,361	6,32,597	3,12,627
" Madras	5,911	312	12,772	25,119	302	22,120	1,218	27,401	49,192	2,163
" Burma	291,609	294,238	547,379	466,242	272,967	15,16,003	9,99,279	12,19,242	19,89,302	6,60,689
TOTAL* { doz. pra. — lbs.	2,187,001	1,290,985	2,626,262	2,118,488	1,602,619	72,49,355	28,22,390	52,81,668	62,29,968	30,20,040
	—	—	—	—	—					
Other sorts (III. F)—										
United Kingdom (including Channel Islands)	—	—	—	—	—	19,507	12,707	17,131	57,312	32,160
Straits Settlements	—	—	—	—	—	414	228	450	105	5,333
Hongkong	—	—	—	—	—	20,753	42	169	5,452	2,014
Other British Possessions	—	—	—	—	—	1,482	59	4,205	398	107
TOTAL BRITISH EMPIRE	—	—	—	—	—	22,156	14,136	22,005	63,268	40,614
Germany	—	—	—	—	—	7,068	6,765	20,920	65,382	2,026
Japan	—	—	—	—	—	48,856	76,266	1,76,399	3,47,368	15,74,232
United States of America—										
Via Atlantic Coast	—	—	—	—	—	31,7 . .	17,469	34,950	28,110	[3,067
Other Foreign Countries	—	—	—	—	—	2,435	3,571	1,555	1,792	4
TOTAL FOREIGN COUNTRIES	—	—	—	—	—	90,180	1,04,071	2,33,324	4,42,658	15,91,540

* Quantity in lbs. recorded from 1934-35.

No. 10—continued

ARTICLES, AND COUNTRIES OF CONSIGNMENT; ALSO SHARE OF EACH PROVINCE	QUANTITY					VALUE				
	1930-31	1931-32	1932-33	1933-34	1934-35	1930-31	1931-32	1932-33	1933-34	1934-35
						R	R	R	R	R
Textiles—continued										
Cotton—continued										
Manufactures—continued										
Hosiery—concluded										
Other sorts (III. F)—continued										
Share of Bengal	—	—	—	—	—	1,01,829	85,893	1,89,935	3,36,873	3,40,086
" Bombay	—	—	—	—	—	16,360	7,741	69,804	1,04,335	3,66,747
" Sind	—	—	—	—	—	837	1,297	1,26,190
" Madras	—	—	—	—	—	30,457	18,304	3,237	67,303	6,403
" Burma	—	—	—	—	—	3,303	5,819	2,852	6,103	2,32,737
TOTAL	—	—	—	—	—	1,42,236	1,18,257	2,55,829	5,05,916	16,22,168
Total value of Hosiery—										
United Kingdom (including Channel Islands)	—	—	—	—	—	67,595	52,807	61,111	1,22,799	1,49,812
Ceylon (excluding Maldives)	—	—	—	—	—	2,288	693	7,016	464	684
Straits Settlements	—	—	—	—	—	5,448	11,625	11,901	2,478	7,867
Hongkong	—	—	—	—	—	4,75,827	2,91,542	2,91,222	1,03,523	45,774
Other British Possessions	—	—	—	—	—	590	685	4	494	1,148
TOTAL BRITISH EMPIRE	—	—	—	—	—	5,51,748	3,47,302	3,11,254	2,29,763	2,05,285
Germany	—	—	—	—	—	2,80,142	1,25,374	1,47,995	1,67,570	1,25,114
Italy (including Fiume)	—	—	—	—	—	31,031	12,440	4,809	520	5,825
China (exclusive of Hongkong and Macao)	—	—	—	—	—	96,989	20,392	47,407	17,387	10,619
Japan	—	—	—	—	—	76,51,337	41,58,674	61,22,698	72,50,697	53,52,841
United States of America—										
Ft Atlantic Coast	—	—	—	—	—	1,60,018	1,44,061	1,01,680	53,503	73,981
" Pacific "	—	—	—	—	—	8	6
Other Foreign Countries	—	—	—	—	—	8,933	5,205	5,177	3,036	5,774
TOTAL FOREIGN COUNTRIES	—	—	—	—	—	82,23,508	44,66,146	64,29,711	74,92,713	55,74,160
Share of Bengal	—	—	—	—	—	53,91,767	30,31,102	37,39,211	33,07,463	26,15,853
" Bombay	—	—	—	—	—	13,29,412	12,39,394	17,46,456	18,35,464	14,45,857
" Sind	—	—	—	—	—	3,67,974	4,10,352	7,66,777	7,93,263	7,15,623
" Madras	—	—	—	—	—	60,343	25,396	48,716	1,11,313	12,739
" Burma	—	—	—	—	—	16,30,750	10,56,304	13,39,805	11,34,964	9,39,323
TOTAL	—	—	—	—	—	87,80,351	48,18,448	67,40,965	77,22,476	57,79,446
Lace and patent net (III. F)—	Yards	Yards	Yards	Yards	Yards					
United Kingdom (including Channel Islands)	487,098	738,967	1,469,021	1,479,498	1,923,239	2,72,179	3,92,578	6,42,075	6,51,662	3,51,231
Other British Possessions	25	854	103	123	152	12	156	33	240	133
TOTAL BRITISH EMPIRE	487,123	739,321	1,469,124	1,479,621	1,923,371	2,72,191	3,92,734	6,42,108	6,51,902	3,51,359
Germany	57,355	66,064	10,591	329	3,163	29,499	23,172	5,603	733	1,763
Belgium	33,526	94,529	63,782	..	2,271	33,931	47,874	37,273	..	1,393
France	391,349	233,391	143,429	4,928	12,058	1,72,572	1,19,165	66,842	2,323	5,872
Switzerland	38,910	17,256	3,681	20,361	9,034	3,255
Italy (including Fiume)	26,607	6,398	1,606	13,544	3,984	1,239
Japan	112,145	60,404	163,116	266,084	438,660	23,833	13,097	23,033	42,523	64,664
United States of America—										
Ft Atlantic Coast	34,300	2,261	11,731	594
Other Foreign Countries	959	1,016	2,637	..	1,393	764	419	1,537	..	339
TOTAL FOREIGN COUNTRIES	634,791	521,329	333,844	271,341	507,555	3,07,340	2,10,339	1,43,765	46,079	71,496

ARTICLES, AND COUNTRIES OF CONSIGNMENT; ALSO SHARE OF EACH PROVINCE	QUANTITY					VALUE				
	1930-31	1931-32	1932-33	1933-34	1934-35	1930-31	1931-32	1932-33	1933-34	1934-35
Textiles—continued										
Cotton—continued										
Manufactures—continued										
Lace and patent net (III. P)—continued	Yards	Yards	Yards	Yards	Yards					
Share of Bengal . . .	252,696	369,645	625,374	433,333	675,117	1,23,008	1,61,078	2,39,207	1,56,601	2,32,341
“ Bombay . . .	431,944	618,192	828,262	924,943	1,249,212	2,16,924	3,02,967	3,69,633	3,93,609	4,34,306
“ Sind	120	315	..
“ Madras . . .	24,642	76,968	129,703	115,335	148,474	43,578	36,343	52,314	44,992	57,344
“ Burma . . .	402,643	280,247	231,624	286,361	363,123	1,93,611	1,11,766	1,24,769	1,23,078	1,44,707
TOTAL	1,171,954	1,311,150	1,857,968	1,760,868	2,485,926	5,79,681	6,12,078	7,85,533	6,97,681	9,23,866
Woolen goods—										
Grey (unbleached)—										
Plain grey—										
Chadars (III. P)—	Yards	Yards	Yards	Yards	Yards					
TOTAL BRITISH EMPIRE	4	..	3,672	1	..	990
Japan . . .	60	14
Share of Bengal	3,672	990
“ Bombay . . .	60	14
“ Madras	4	1
TOTAL	60	..	4	..	3,672	14	..	1	..	990
Dhuti, Saris and Scarves (III. P)—	Yards	Yards	Yards	Yards	Yards					
United Kingdom (including Channel Islands) . . .	50,010	185,290	897,968	260,172	1,247,774	9,800	26,777	66,988	40,167	1,88,794
Other British Possessions	208	90	..
TOTAL BRITISH EMPIRE	50,040	185,290	897,968	260,380	1,247,774	9,800	26,777	66,988	40,257	1,88,794
China (exclusive of Hong-kong and Macao)	20,000	8,822
Japan	10,000	1,261
TOTAL FOREIGN COUNTRIES	..	20,000	10,000	..	8,822	1,261
Share of Bengal	20,000	10,000	..	8,822	1,261
“ Bombay
“ Sind	40	10
“ Madras . . .	10,204	177,423	293,243	260,380	1,247,734	2,488	25,641	66,322	40,257	1,88,774
“ Burma . . .	39,236	7,867	4,726	7,314	1,136	688
TOTAL	50,040	205,290	897,968	260,380	1,257,774	9,800	35,599	66,988	40,257	1,90,055
Orills and Jeans (III. P)—	Yards	Yards	Yards	Yards	Yards					
United Kingdom (including Channel Islands) . . .	71,692	49,473	18,330	69,940	31,804	21,206	12,367	4,004	19,064	8,323
Other British Possessions . . .	20,000	10,880	120	..	6,000	4,667	2,860	27	..	1,569
TOTAL BRITISH EMPIRE	91,692	60,353	18,450	69,940	37,804	25,873	15,227	4,031	19,064	9,892
Japan . . .	1,982,000	2,339,473	1,008,480	1,308,600	929,800	4,20,948	4,66,828	1,79,161	1,98,527	54,140
United States of America—										
Via Atlantic Coast . . .	352,000	482,600	245,400	220,800	323,400	1,16,601	1,89,807	87,946	48,948	84,052
Other Foreign Countries . . .	27	..	12,005	20	..	2,057
TOTAL FOREIGN COUNTRIES	2,334,027	2,822,073	1,260,925	1,524,400	668,200	5,46,576	6,56,635	2,89,164	2,47,475	1,38,192

No. 10—continued

ARTICLES, AND COUNTRIES OF CONSIGNMENT; ALSO SHARE OF EACH PROVINCE	QUANTITY					VALUE				
	1980-81	1981-82	1982-83	1983-84	1984-85	1980-81	1981-82	1982-83	1983-84	1984-85
						₹	₹	₹	₹	₹
Textiles—continued										
Cotton—continued										
Manufactures—continued										
Piecegoods—continued										
Grey (unbleached)—continued										
Plain grey—continued										
Drills and Jeans (III. P)—contd	Yards	Yards	Yards	Yards	Yards					
Share of Bengal . . .	198,337	15,000	60,495	161,840	6,200	56,213	3,822	7,128	16,613	1,443
„ Bombay . . .	927,124	1,048,471	718,777	532,772	417,793	2,42,711	2,49,396	1,49,084	1,05,753	1,03,476
„ Sind . . .	1,077,090	1,713,000	452,800	860,000	249,000	2,17,249	3,37,877	78,364	1,25,336	37,834
„ Madras . . .	35,988	24,082	11,553	46,728	18,012	10,023	6,771	3,031	13,196	4,336
„ Burma . . .	187,371	36,873	26,000	3,000	3,000	46,256	33,786	6,138	646	464
TOTAL	2,425,720	2,882,426	1,279,425	1,894,340	694,004	5,72,452	6,21,652	2,43,705	2,61,545	1,48,058
Flannel and Flannellets (III. P)—	Yards	Yards	Yards	Yards	Yards					
United Kingdom (including Channel Islands)	22,455	4,000	6,984	6,121	1,646	1,269
Italy (including Fiume)	275,988	55,115
Share of Bengal . . .	6,489	6,984	1,622	1,269
„ Bombay	4,000	1,646
„ Sind . . .	291,949	52,814
TOTAL	398,438	4,000	6,984	61,236	1,646	1,269
Jaconets, including Madapollams, Mulls and Cambrics (III. P)—	Yards	Yards	Yards	Yards	Yards					
United Kingdom (including Channel Islands)	19,189,189	23,630,224	20,646,679	22,086,764	20,844,440	36,78,001	34,95,614	37,65,244	30,04,134	27,46,417
Other British Possessions	1,332	5,768	407	1,541	..
TOTAL BRITISH EMPIRE	19,189,189	23,630,224	20,647,012	22,092,532	20,844,440	36,78,001	34,95,014	37,65,651	30,03,675	27,46,417
Italy (including Fiume)	18,048	4,804
Japan . . .	9,500	30,000	24,500	10,000	2,987	1,979	4,857	19,917	1,731	595
Other Foreign Countries	11	3
TOTAL FOREIGN COUNTRIES	27,548	30,000	124,511	10,000	2,987	6,783	4,857	19,920	1,731	595
Share of Bengal . . .	2,907,529	1,466,583	1,143,225	1,903,971	1,224,273	4,20,348	1,57,542	1,00,632	1,92,584	1,07,253
„ Bombay . . .	5,308,415	10,314,874	13,377,073	10,375,830	10,313,937	7,02,097	10,16,482	14,32,073	11,22,229	11,66,392
„ Sind . . .	637,787	1,713,347	2,502,943	2,365,948	3,397,976	89,568	2,12,933	3,19,664	2,73,671	3,21,983
„ Madras . . .	9,342,958	10,141,823	9,843,377	7,558,933	6,011,337	24,81,975	21,13,550	19,33,202	14,18,922	10,90,884
„ Burma . . .	30,043	2,997	3,301	364
TOTAL	19,216,732	23,660,224	20,771,523	23,192,532	20,847,427	36,79,784	34,90,871	37,85,571	30,07,406	27,47,012
Longcloth and Shirtings (III. P)—	Yards	Yards	Yards	Yards	Yards					
United Kingdom (including Channel Islands)	5,074,614	3,350,449	3,776,047	3,762,303	2,008,558	10,50,524	3,90,224	4,84,059	4,34,386	2,21,005
Straits Settlements	32,715	1,008	25	1,786	28	6,332	267	9	595	7
Hongkong	29,920	35,415	22,130	8,280	9,310	4,720
Other British possessions	2,183	6,004	57	4,865	1,900	537	924	26	1,159	304
TOTAL BRITISH EMPIRE	5,139,437	3,392,874	3,799,169	3,768,953	2,008,486	10,65,658	4,00,786	4,88,814	4,36,140	2,21,316
China (exclusive of Hongkong and Macao)	2,248,500	3,350,545	405,800	40	195,200	4,32,477	5,46,568	57,800	5	21,001
Japan . . .	158,895,146	127,029,170	178,560,972	109,019,652	149,069,089	3,05,52,339	2,10,98,076	2,51,65,240	1,38,85,986	1,91,74,259

ARTICLES, AND COUNTRIES OF CONSIGNMENT; ALSO SHARE OF EACH PROVINCE	QUANTITY					VALUE				
	1930-31	1931-32	1932-33	1933-34	1934-35	1930-31	1931-32	1932-33	1933-34	1934-35
Textiles—continued										
Cotton—continued										
<i>Manufactures—continued</i>										
<i>Finisgoods—continued</i>										
Grey (unbleached)—continued										
Plain grey—continued										
Longcloth and shirtings (III. P)—continued										
United States of America—	Yards	Yards	Yards	Yards	Yards					
Via Atlantic Coast . . .	40,000	45	1,665	7,789	11	268
Other Foreign Countries . . .	451	40	3,810	33,064	49	373	55	1,204	3,924	0
TOTAL FOREIGN COUNTRIES	161,184,007	130,379,890	178,975,282	109,037,759	149,866,908	3,09,02,933	2,16,44,710	2,52,21,244	1,33,69,915	1,91,94,374
<i>Share of Bengal</i> . . .	66,933,873	42,322,659	12,739,531	29,336,107	45,154,939	1,25,37,030	78,19,946	99,21,601	22,57,890	54,06,593
.. Bombay . . .	57,146,311	43,164,396	61,632,833	57,436,112	69,637,694	1,04,69,909	31,37,396	47,14,926	63,39,907	91,30,326
.. Sind . . .	13,376,039	11,631,937	16,522,734	14,397,657	16,731,766	26,33,369	21,34,387	26,33,486	19,50,969	22,63,994
.. Madras . . .	21,113,769	16,726,693	26,319,269	13,032,702	16,432,439	37,78,931	26,33,613	26,37,013	15,33,359	30,61,326
.. Burma . . .	13,849,491	3,419,699	6,375,029	3,330,141	4,395,569	26,91,116	13,43,423	3,56,031	4,55,430	6,14,963
TOTAL	166,323,584	133,772,674	182,774,441	112,826,709	151,982,339	2,30,56,536	2,20,45,495	2,57,13,063	1,38,26,055	1,94,16,890
Printers (III. P)—	Yards	Yards	Yards	Yards	Yards					
United Kingdom (including Channel Islands) . . .	6,035	61	94	3,132	54	100
<i>Share of Bombay</i> . . .	6,035	3,132
.. Madras	61	94	54	100
TOTAL	6,035	61	94	3,132	54	100
Sheetings (III. P)—	Yards	Yards	Yards	Yards	Yards					
Hongkong . . .	24,000	6,000
Other British Possessions . . .	14,373	75	7,662	110	3,913	4,812	64	1,634	218	1,278
TOTAL BRITISH EMPIRE	38,373	75	7,662	110	3,913	10,812	64	1,634	218	1,278
China (exclusive of Hongkong and Macao) . . .	172,500	510,000	247,500	..	229,500	24,915	72,000	33,629	..	39,392
Japan . . .	3,741,800	3,133,500	4,733,340	2,197,073	2,181,107	7,09,534	5,63,197	7,59,073	3,27,689	3,33,290
United States of America—										
Via Atlantic Coast . . .	142,500	..	13,520	37,500	..	23,333	..	2,073	3,357	..
Other Foreign Countries . . .	759	6,200	68	492	1,102	10
TOTAL FOREIGN COUNTRIES	4,057,559	3,734,700	5,044,928	2,234,573	2,410,607	7,62,264	6,36,905	7,94,183	3,33,046	4,22,683
<i>Share of Bengal</i> . . .	134,369	30,000	332,199	314,399	2,023,607	43,644	4,993	33,653	1,08,951	3,35,496
.. Bombay . . .	3,044,543	2,709,705	4,692,333	1,399,273	399,663	5,45,365	6,31,322	7,41,198	3,24,066	33,341
.. Madras	35	1,493	60	66	196	37	..
.. Burma . . .	367,089	5,045	6,513	60	359	1,78,567	397	1,613	151	213
TOTAL	4,095,932	3,734,775	5,052,599	2,234,663	2,414,626	7,73,076	6,39,989	7,96,472	3,33,264	4,23,060
T. Cloth and Domestic (III. P)—	Yards	Yards	Yards	Yards	Yards					
United Kingdom (including Channel Islands) . . .	3,730	1,020	13,592	164	..	1,034	203	3,044	20	..
Japan . . .	33,400	5,100

No. 10—continued

ARTICLES, AND COUNTRIES OF CONSIGNMENT; ALSO SHARE OF EACH PROVINCE	QUANTITY					VALUE				
	1930-31	1931-32	1932-33	1933-34	1934-35	1930-31	1931-32	1932-33	1933-34	1934-35
						R	R	R	R	R
<i>Textiles—continued</i>										
<i>Cotton—continued</i>										
<i>Manufactures—continued</i>										
<i>Piecegoods—continued</i>										
<i>Grey (unbleached)—continued</i>										
<i>Plain grey—continued</i>										
T. Cloth and Domestic (III. P)—continued	Yards	Yards	Yards	Yards	Yards					
Share of Bengal	38,408	..	8,704	6,100	..	808
.. Bombay
.. Sind	8,730	1,020	8,888	164	..	1,084	203	2,236	26	..
TOTAL	42,130	1,020	18,592	164	..	6,184	203	3,044	26	..
<i>Unspecified descriptions (III. P)—</i>	Yards	Yards	Yards	Yards	Yards					
United Kingdom (including Channel Islands)	1,019,781	1,687,172	1,204,592	904,427	869,625	1,76,898	2,28,435	1,49,041	1,05,458	1,05,041
Ceylon (excluding Maldives)	23,517	46,588	15,071	44,900	25,596	9,084	11,814	6,215	9,578	5,053
Other British Possessions	12,137	754	18,576	3,205	50	4,555	240	4,693	923	18
TOTAL BRITISH EMPIRE	1,055,435	1,734,464	1,238,239	952,532	895,271	1,90,542	2,40,511	1,58,949	1,15,959	1,10,112
Italy	6,014	4,792	..	73	25,378	1,478	1,108	..	20	13,757
Japan	210,624	..	14,505	810	18,271	25,844	..	8,019	188	6,938
Other Foreign Countries	6,224	20	281	4	15,051	2,598	20	255	2	5,780
TOTAL FOREIGN COUNTRIES	223,462	4,812	14,786	806	68,700	39,915	1,128	3,274	160	26,475
Share of Bengal	261,323	32,012	36,342	16,463	111,438	56,652	6,364	6,514	4,272	15,845
.. Bombay	301,912	1,164,593	790,333	716,261	685,499	40,965	1,34,086	91,905	74,914	51,289
.. Sind	541	44,448	453	21,939
.. Madras	700,397	547,578	396,647	195,439	98,240	1,29,025	79,654	57,951	29,572	12,848
.. Burma	14,744	4,086	39,748	26,326	14,376	2,362	1,543	5,353	7,380	4,366
TOTAL	1,278,917	1,789,276	1,253,125	953,488	953,971	2,80,457	2,21,647	1,62,223	1,16,119	1,36,587
<i>Total Plain grey—</i>	Yards	Yards	Yards	Yards	Yards					
United Kingdom (including Channel Islands)	25,439,410	28,907,764	32,004,914	27,083,880	25,071,575	49,42,868	41,35,354	44,74,764	36,03,453	32,78,001
Ceylon (excluding Maldives)	25,705	46,842	16,585	54,501	31,596	9,631	11,928	5,676	12,032	6,622
Straits Settlements	56,852	1,760	12,701	6,270	276	18,577	507	4,702	1,845	50
Hongkong	69,940	48,415	22,120	17,837	11,310	4,720
Other British Possessions	4,500	8,580	..	20	1,900	105	1,200	..	8	304
TOTAL BRITISH EMPIRE	25,596,407	29,006,361	32,122,330	27,144,671	25,105,349	49,84,918	41,60,299	44,89,862	36,17,339	32,80,067
Italy (including Fiume)	300,640	4,812	4,095	73	25,378	61,392	1,116	857	20	13,757
China (exclusive of Hongkong and Manchoo)	2,421,000	8,910,545	661,300	40	424,700	4,57,392	6,22,926	92,329	5	60,458
Japan	164,877,580	132,587,148	184,486,047	112,581,144	152,212,154	3,17,38,748	2,21,32,955	2,61,26,413	1,59,00,081	1,96,20,463
United States of America— F of Atlantic Coast	584,696	482,045	259,065	253,300	336,065	1,52,788	1,39,618	60,084	54,365	84,950
Other Foreign Countries	7,265	6,240	9,025	38,068	7,100	2,433	1,169	1,397	3,126	5,117
TOTAL FOREIGN COUNTRIES	168,141,131	130,991,385	185,420,432	112,827,625	153,005,397	3,24,08,753	2,28,97,857	2,62,81,390	1,89,67,337	1,97,84,749

ARTICLES, AND COUNTRIES OF CONSIGNMENT: ALSO SHARE OF EACH PROVINCE	QUANTITY					VALUE				
	1930-31	1931-32	1932-33	1933-34	1934-35	1930-31	1931-32	1932-33	1933-34	1934-35
Textiles—continued										
Cotton—continued										
Manufactures—continued										
Piecegoods—continued										
Grey (unbleached)—continued										
Total Plain grey—continued	Yards	Yards	Yards	Yards	Yards					
Share of Bengal	79,534,411	60,413,354	74,332,447	33,303,681	46,671,099	1,21,76,159	79,87,434	1,06,90,341	33,73,349	53,70,065
„ Bombay	61,234,309	64,391,539	30,512,464	64,393,643	31,345,599	1,19,43,693	1,01,49,334	1,11,39,093	73,66,563	1,06,60,341
„ Sind	15,287,096	15,059,594	19,497,165	17,323,759	19,433,319	39,51,313	26,25,409	30,33,750	23,50,002	26,44,379
„ Madras	31,703,907	27,517,633	36,353,572	31,093,393	23,857,623	63,31,606	43,64,374	56,47,367	30,30,843	33,33,492
„ Burma	14,277,324	2,517,577	6,342,116	2,358,516	4,912,176	28,41,906	13,71,054	3,70,301	4,82,617	6,29,461
TOTAL	199,737,538	165,999,746	217,542,762	139,972,296	178,110,746	3,73,03,671	2,70,53,156	3,07,71,252	1,75,84,676	2,30,64,316
Bordered grey—										
Chadars (III. P)—	Yards	Yards	Yards	Yards	Yards					
United Kingdom (including Channel Islands)	274,730	5,457	45,233	74,352	68,505	56,787	847	7,316	14,346	13,604
Japan	18,000	8,312
Share of Bengal	222,739	5,457	45,233	74,352	68,505	65,599	847	7,316	14,346	13,604
Dhulis, Raris, and Scarves (III. P)—	Yards	Yards	Yards	Yards	Yards					
United Kingdom (including Channel Islands)	117,534,294	30,764,145	78,963,494	60,985,561	73,992,018	2,31,12,456	54,17,040	1,31,12,590	98,65,746	1,18,90,070
Other British Possessions	3,000	..	84	1,180	42,368	1,250	..	29	291	5,599
TOTAL BRITISH EMPIRE	117,537,294	30,764,145	78,963,578	60,987,741	74,034,386	2,31,13,706	54,17,040	1,31,12,619	98,66,037	1,18,95,669
Japan	58,423,570	52,622,756	59,429,097	29,052,634	33,578,003	80,26,606	67,67,259	68,34,210	30,96,746	43,59,093
Other Foreign Countries	5,338	..	4,500	2,007	..	784
Total Foreign Countries	58,423,570	52,622,756	59,434,435	29,052,634	33,582,503	80,26,606	67,67,259	68,36,217	30,96,746	43,60,476
Share of Bengal	153,213,398	79,993,920	124,859,763	79,113,494	104,327,077	2,35,69,543	1,14,73,433	1,76,36,935	1,11,22,689	1,49,79,033
„ Bombay	4,194,120	336,317	3,613,347	3,341,298	1,393,154	9,37,133	62,714	6,37,306	3,26,527	3,45,720
„ Sind	650,651	226,843	369,276	1,365,697	1,261,991	1,44,807	43,134	1,44,620	2,31,956	2,09,963
„ Madras	7,069,355	2,933,746	7,053,747	5,359,329	3,664,015	14,03,309	5,29,797	12,29,388	9,52,416	5,97,355
„ Burma	327,942	496,575	2,567,091	960,727	1,972,132	1,47,639	75,132	3,04,367	1,32,355	1,23,969
TOTAL	170,960,864	83,392,001	136,890,113	90,010,275	112,617,489	3,12,00,311	1,21,84,299	1,99,49,506	1,29,62,783	1,62,56,145
Drills and Jeans (III. P)—	Yards	Yards	Yards	Yards	Yards					
United Kingdom (including Channel Islands)	1,200	1,354
Share of Bombay	1,200	1,354
Flannel and Flannelletts (III. P)	Yards	Yards	Yards	Yards	Yards					
..
Jaconets, including Madapollams, Holis and Cambrics (III. P)—	Yards	Yards	Yards	Yards	Yards					
United Kingdom (including Channel Islands)	46,122	46,322	3,096,003	13,796	10,637	5,20,326
Japan	20,000	3,338
Share of Bengal	2,003,457	5,10,092
„ Bombay	13,343	2,400	..	2,365	960	..
„ Madras	30,790	43,923	103,797	8,374	9,727	19,761
„ Burma	12,000	9,749	2,557	311
TOTAL	46,122	46,322	3,116,003	13,796	10,637	5,20,664

No. 10—continued

ARTICLES, AND COUNTRIES OF CONSIGNMENT; ALSO SHARE OF EACH PROVINCE	QUANTITY					VALUE				
	1930-31	1931-32	1932-33	1933-34	1934-35	1930-31	1931-32	1932-33	1933-34	1934-35
Textiles—continued										
Cotton—continued										
Manufactures—continued										
Piecegoods—continued										
Grey (unbleached)—continued										
Bordered Grey—continued										
Longcloth and Shirtings (III. P)—										
United Kingdom (including Channel Islands)	Yards	Yards	Yards	Yards	Yards					
Japan	428,760	74,854
Share of Bengal	2,942,299	3,51,924
Printers (III.P)	Yards	Yards	Yards	Yards	Yards					
Sheetings (III. P)—
China (exclusive of Hongkong and Macao)	Yards	Yards	Yards	Yards	Yards					
Share of Bengal	24,300	3,969
T. Cloth and Domestic (III. P)	Yards	Yards	Yards	Yards	Yards					
Unspecified descriptions (III. P)—
United Kingdom (including Channel Islands)	66,594	20,304
Other British Possessions	920	1,958	..	9,800	..	1,129	737	..	1,458	..
TOTAL BRITISH EMPIRE	920	1,958	..	9,800	66,594	1,129	737	..	1,458	20,304
TOTAL FOREIGN COUNTRIES	..	40	32,700	42,106	6	4,233	3,961	..
Share of Bengal	49,506	66,594	5,009	20,304
.. Bombay	900	..	32,700	1,124	..	4,233
.. Madras	2,400	410	..
.. Burma	90	1,958	5	743
TOTAL	920	1,958	32,700	51,906	66,594	1,129	743	4,233	5,419	20,304
Total Bordered grey—										
United Kingdom (including Channel Islands)	Yards	Yards	Yards	Yards	Yards					
Other British Possessions	117,857,206	30,771,560	79,008,732	61,117,035	77,646,880	2,31,85,517	54,18,024	1,31,20,406	93,92,237	1,25,25,658
TOTAL BRITISH EMPIRE	3,020	..	81	1,180	42,368	1,255	..	39	291	5,599
Japan	58,441,570	52,628,756	59,462,397	29,094,740	41,540,902	80,95,417	67,67,259	68,38,443	31,00,707	47,15,454
Other Foreign Countries	..	40	5,838	..	28,800	..	6	2,667	..	4,753
TOTAL FOREIGN COUNTRIES	58,441,570	52,628,795	59,468,235	29,094,740	41,569,702	80,95,417	67,67,265	68,41,110	31,00,707	47,20,207
Share of Bengal	158,511,676	79,299,377	124,128,630	79,239,752	111,367,928	2,86,35,143	1,14,74,339	1,76,47,974	1,11,49,944	1,59,53,225
.. Bombay	4,209,553	386,817	3,613,347	3,341,203	1,893,154	9,35,466	62,714	8,37,306	5,26,527	3,46,780
.. Sind	659,651	226,843	309,276	1,365,607	1,361,091	1,44,307	43,124	1,44,620	2,31,956	2,09,063
.. Madras	7,090,045	8,283,746	7,958,747	5,305,661	3,667,312	14,16,533	5,29,797	12,26,288	9,62,553	6,17,616
.. Burma	339,968	493,573	3,867,001	980,727	1,072,901	1,59,191	75,925	3,04,867	1,32,255	1,24,770
TOTAL	171,301,886	83,400,856	133,477,051	90,212,955	119,258,950	3,12,82,189	1,21,85,839	1,90,61,555	1,29,93,235	1,72,51,464
Total Grey (unbleached) Plain and Bordered—										
United Kingdom (including Channel Islands)	Yards	Yards	Yards	Yards	Yards					
Aden and Dependencies	143,296,706	59,679,324	111,073,646	83,200,915	103,718,455	2,31,22,385	95,52,978	1,78,95,170	1,34,95,690	1,57,98,749
Ceylon (excluding Maldives)	4,500	5,700	41,900	905	840	5,064
Straits Settlements	23,705	46,842	16,657	55,681	31,596	10,681	11,928	5,700	12,324	6,622
	50,872	1,780	16,712	6,270	2,646	13,582	607	4,717	1,845	892

ARTICLES, AND COUNTRIES OF CONSIGNMENT, ALSO SHARE OF EACH PROVINCE	QUANTITY					VALUE				
	1930-31	1931-32	1932-33	1933-34	1934-35	1930-31	1931-32	1932-33	1933-34	1934-35
<i>Fertiles—continued</i>										
<i>Cotton—continued</i>										
<i>Manufactures—continued</i>										
<i>Fleecgoods—continued</i>										
<i>Grey (unbleached)—contd.</i>										
<i>Total Grey (unbleached) Flats and Bordered—contd.</i>	Yards	Yards	Yards	Yards	Yards					
Hongkong	69,940	43,415	22,180	17,937	11,310	4,720
Other British Possessions	2,380	..	30	360	..	8	..
TOTAL BRITISH EMPIRE	143,456,732	59,779,921	111,191,146	89,262,696	102,794,597	2,61,71,690	95,78,922	1,76,10,307	1,25,09,867	1,58,11,324
<i>Italy (including Fiume)</i>	300,640	4,312	4,098	78	25,373	61,292	1,116	857	20	13,757
<i>China (exclusive of Hongkong and Macao)</i>	2,421,000	2,910,545	661,800	40	453,500	4,57,392	6,22,996	92,029	5	65,206
<i>Japan</i>	212,219,100	185,215,899	242,949,244	141,025,224	122,752,056	2,96,29,165	2,29,00,217	2,29,64,856	1,70,09,768	2,48,25,917
<i>United States of America—</i>										
<i> Via Atlantic Coast</i>	524,696	422,645	259,065	252,300	232,065	1,52,768	1,29,618	60,094	54,205	84,959
<i> Other Foreign Countries</i>	7,265	6,220	14,863	22,068	7,100	2,422	1,175	4,064	2,928	5,117
TOTAL FOREIGN COUNTRIES	221,562,701	189,620,181	244,822,607	141,022,365	194,575,099	4,05,04,170	2,96,65,122	2,21,22,500	1,70,68,044	2,45,04,956
<i>Share of Bengal</i>	229,946,937	129,712,731	198,491,227	112,942,232	159,929,191	6,12,11,201	1,94,61,222	2,77,22,215	1,20,22,220	2,12,22,220
<i> " Bombay</i>	65,442,252	64,772,251	24,122,211	67,722,222	23,222,244	1,22,72,159	1,02,12,242	1,17,62,229	22,22,222	1,02,07,222
<i> " Sind</i>	15,227,747	12,222,227	22,222,241	12,122,222	22,222,210	21,22,122	27,22,222	21,72,270	22,21,222	22,61,222
<i> " Madras</i>	22,722,222	22,222,222	42,217,219	22,222,222	27,222,274	77,22,222	52,21,171	62,74,165	22,22,222	22,75,222
<i> " Burma</i>	12,217,222	2,212,222	2,222,112	4,212,222	5,222,277	22,22,222	14,22,272	11,72,222	2,22,272	7,22,272
TOTAL	265,022,222	249,400,102	256,019,212	220,122,221	227,222,222	6,22,72,222	2,2,44,042	5,07,22,227	2,05,77,211	4,02,12,222
<i>White (bleached)—</i>										
<i>Chadars (III. P)—</i>										
<i> United Kingdom (including Channel Islands)</i>	Yards	Yards	Yards	Yards	Yards					
	84,656	..	17,200	2,645	..	14,624	..	5,999	774	..
<i> Japan</i>	6,000	906
<i> Share of Bengal</i>	84,656	..	17,200	2,645	6,000	14,624	..	5,999	774	906
<i>Checks, Spots and Stripes (III. P)—</i>										
<i> United Kingdom (including Channel Islands)</i>	Yards	Yards	Yards	Yards	Yards					
	2,924,469	2,522,245	7,744,610	4,221,245	4,722,202	7,94,461	2,01,222	17,91,274	11,91,221	12,01,227
<i> Other British Possessions</i>	206	915	42	5,460	657	152	220	80	1,122	100
TOTAL BRITISH EMPIRE	2,924,775	2,522,260	7,744,652	4,226,705	4,722,859	7,94,613	2,01,442	17,91,354	11,92,343	12,01,327
<i>Switzerland</i>	696,227	244,222	65,222	10,221	22,220	1,22,222	40,220	29,222	1,244	2,022
<i>Austria</i>	44,112	1,722	2,440	..	17,211	2,221	292	2,402	..	2,227
<i>Japan</i>	6,200	5,000	42,142	5,411	4,245	2,000	227	6,622	910	2,102
<i>United States of America—</i>										
<i> Via Atlantic Coast</i>	55,722	220	12,762	222
<i> Other Foreign Countries</i>	7,245	22	4,222	12,222	..	1,224	79	1,922	2,221	..
TOTAL FOREIGN COUNTRIES	810,440	251,222	127,102	24,014	44,620	1,47,271	42,222	41,922	2,472	12,200

No. 10—continued

ARTICLES, AND COUNTRIES OF CONSIGNMENT; ALSO SHARE OF EACH PROVINCE	QUANTITY					VALUE				
	1930-31	1931-32	1932-33	1933-34	1934-35	1930-31	1931-32	1932-33	1933-34	1934-35
Textiles—continued										
Cotton—continued										
Manufactures—continued										
Piecegoods—continued										
White (bleached)—continued										
Checks, Spots and Stripes (III. P)—continued	Yards	Yards	Yards	Yards	Yards					
Share of Bengal	320,374	212,599	345,323	313,999	439,422	93,600	70,495	1,03,427	1,06,565	1,21,437
" Bombay	243,969	307,333	1,064,793	1,046,533	976,049	73,504	90,921	2,90,695	3,04,725	3,46,804
" Sind	2,668,061	3,071,639	5,266,650	2,390,096	2,315,078	6,37,694	6,99,745	11,63,738	6,30,063	6,64,836
" Madras	176,978	113,355	703,756	182,664	494,316	55,087	32,625	1,72,786	54,130	1,43,573
" Burma	330,343	83,418	487,629	453,788	549,981	77,302	20,371	92,646	1,03,416	1,38,967
TOTAL	3,745,215	3,788,305	7,871,356	4,391,420	4,774,846	9,42,167	3,44,159	18,33,302	11,97,959	13,15,617
Dhotis, Saris and Scarves (III. P)—	Yards	Yards	Yards	Yards	Yards					
United Kingdom (including Channel Islands)	15,401,566	1,880,287	3,550,772	6,437,909	8,735,953	34,14,416	4,33,114	6,54,751	14,50,701	17,91,996
Other British Possessions	272	135	3,054	3,299	1,849	89	55	935	1,223	719
TOTAL BRITISH EMPIRE	15,401,838	1,880,422	3,553,826	6,441,208	8,737,802	34,14,505	4,33,169	6,55,686	14,60,924	17,92,715
TOTAL FOREIGN COUNTRIES	2,250	1,400	4,011	13,576	7,430	363	209	894	3,577	1,708
Share of Bengal	3,037,513	412,923	2,065,953	1,303,243	4,130,776	13,46,939	73,957	3,46,970	2,33,825	7,04,234
" Bombay	2,662,132	138,333	279,500	2,629,361	1,934,036	7,90,023	25,609	69,515	6,72,314	5,19,274
" Sind	89,615	37,633	106,297	229,111	317,305	23,787	3,358	23,483	51,110	67,464
" Madras	4,423,907	1,992,373	1,097,733	2,258,637	2,178,510	12,14,900	3,26,354	2,07,966	4,92,346	4,70,390
" Burma	185,921	17,324	17,324	35,332	194,555	39,224	—	6,646	9,906	33,011
TOTAL	15,404,038	1,881,772	3,566,837	6,454,784	8,745,232	34,14,873	4,33,578	6,56,530	14,64,601	17,94,423
Drills and Jeans (III. P)—	Yards	Yards	Yards	Yards	Yards					
United Kingdom (including Channel Islands)	1,638,636	2,009,352	2,664,341	4,336,240	2,816,063	8,66,009	3,09,039	10,79,363	15,55,261	10,73,506
Other British Possessions	190	26,415	20,868	220	710	121	4,493	4,318	57	337
TOTAL BRITISH EMPIRE	1,638,826	2,035,767	2,685,209	4,336,460	2,816,773	8,66,130	3,13,532	10,83,716	15,55,318	10,73,843
Japan	2,156,484	2,110,703	1,723,805	1,009,650	516,604	2,67,317	3,00,247	1,98,431	1,07,939	62,815
Other Foreign Countries	80	611	3,994	234	5,000	40	158	4,386	160	1,633
TOTAL FOREIGN COUNTRIES	2,156,564	2,111,314	1,727,799	1,009,884	521,604	2,67,357	3,00,405	2,02,817	1,08,149	64,448
Share of Bengal	1,618,439	1,041,792	1,148,766	1,074,961	735,787	3,78,479	2,16,499	2,05,029	2,30,696	2,10,138
" Bombay	1,146,346	1,039,829	1,779,146	2,503,303	1,900,930	6,09,016	4,91,533	7,72,301	10,55,691	7,73,775
" Sind	45,931	23,537	116,050	64,313	38,305	25,949	11,923	44,157	33,353	13,233
" Madras	371,375	1,400,739	647,699	1,262,355	332,346	67,108	2,75,220	1,44,508	2,43,928	70,436
" Burma	612,799	641,131	725,327	420,407	280,509	1,52,935	1,19,712	1,20,636	94,299	70,649
TOTAL	3,795,390	4,147,081	4,417,608	5,346,344	3,338,377	12,33,487	11,13,937	12,86,532	15,63,464	11,33,381
Embroidered Allovers (III. P) (a)—					Yards					
United Kingdom (including Channel Islands)	—	—	—	—	75,223	—	—	—	—	36,222
Straits Settlements	—	—	—	—	66	—	—	—	—	35
TOTAL BRITISH EMPIRE	—	—	—	—	75,289	—	—	—	—	36,257
Germany	—	—	—	—	104,440	—	—	—	—	69,900
France	—	—	—	—	93,813	—	—	—	—	40,477
Switzerland	—	—	—	—	4,320,420	—	—	—	—	15,85,232
Italy (including Fiume)	—	—	—	—	444,702	—	—	—	—	1,86,540
Austria	—	—	—	—	775,883	—	—	—	—	4,22,150
Japan	—	—	—	—	179,911	—	—	—	—	55,386
Other Foreign Countries	—	—	—	—	4,750	—	—	—	—	2,635
TOTAL FOREIGN COUNTRIES	—	—	—	—	5,928,919	—	—	—	—	23,52,820
Share of Bengal	—	—	—	—	32,951	—	—	—	—	21,468
" Bombay	—	—	—	—	3,729,354	—	—	—	—	15,06,688
" Sind	—	—	—	—	2,036,773	—	—	—	—	7,33,905
" Madras	—	—	—	—	91,632	—	—	—	—	56,239
" Burma	—	—	—	—	113,418	—	—	—	—	65,777
TOTAL	—	—	—	—	6,004,208	—	—	—	—	23,89,077

(a) Separately recorded from 1934-35.

ARTICLES, AND COUNTRIES OF CONSIGNMENT; ALSO SHARE OF EACH PROVINCE	QUANTITY					VALUE				
	1930-31	1931-32	1932-33	1933-34	1934-35	1930-31	1931-32	1932-33	1933-34	1934-35
						₹	₹	₹	₹	₹
Textiles—continued										
Cotton—continued										
Manufactures—continued										
Piecegoods—continued										
White (bleached)—continued										
Flannel and Flannelettes (III. P)—										
United Kingdom (including Channel Islands)	Yards 1,502	Yards 2,536	Yards 3,104	Yards 1,691	Yards 10,516	₹ 2,638	₹ 3,622	₹ 2,912	₹ 2,614	₹ 5,888
Japan	45,825	90,340	64,653	2,520	91,650	8,502	16,510	7,701	802	14,607
Other Foreign Countries	208	204	2,906	1,087	182	982	512	2,828	952	675
TOTAL FOREIGN COUNTRIES	46,033	92,444	67,648	3,907	91,828	9,422	17,022	10,539	1,255	15,222
Share of Bengal	2,496	19,222	12,899	199	42	2,769	2,222	2,794	296	12
“ Bombay	19,239	24,529	45,922	2,492	26,149	5,246	5,712	2,997	2,998	2,421
“ Sind	427	622	2,129	2,914	222	279	1,772	1,677	622	499
“ Madras	252	2,067	121	..	629	229	2,249	49	..	222
“ Burma	17,222	27,999	4,799	..	79,792	2,212	2,677	422	..	11,421
TOTAL	47,222	92,970	70,242	5,096	102,249	12,122	20,242	12,251	2,299	20,262
Jaconets, Madapollams, Cambrics, and Muslins (III. P)—										
United Kingdom (including Channel Islands)	Yards 2,722,424	Yards 2,227,199	Yards 2,995,592	Yards 14,195,921	Yards 29,242,994	₹ 2,27,672	₹ 2,21,762	₹ 25,27,492	₹ 22,27,422	₹ 52,22,294
Straits Settlements	52,527	47,922	12,299	11,212	21,994	19,219	12,242	2,299	2,722	2,414
Other British Possessions	..	199	212	22	61
TOTAL BRITISH EMPIRE	2,241,911	2,272,294	2,972,799	14,112,227	29,262,992	2,06,222	2,02,242	22,29,252	22,29,252	52,29,212
Germany	2,492	2,247	27,227	2,959	1,274	4,714	4,222	12,999	2,197	1,224
Netherlands	277,922	197,722	122,229	19,122	2,199	22,792	22,912	27,222	2,224	1,227
Belgium	1,999	..	22,422	217	..	14,222
France	24,722	277,422	299,492	26,942	2,422	12,222	22,792	79,272	11,292	1,497
Switzerland	4,119,122	4,299,292	2,112,227	217,471	22,222	12,79,222	14,14,229	29,22,224	1,94,424	22,749
Italy (including Fiume)	219,294	1,911,441	427,722	42,722	14,222	1,22,722	2,27,222	1,24,299	12,712	9,922
Austria	1,122,999	227,219	279,222	142,912	17,491	2,29,212	1,72,279	2,21,492	27,229	19,222
Japan	249,422	299,227	1,999,922	2,999,479	2,992,272	1,12,774	1,72,922	2,42,229	2,12,222	7,77,229
United States of America— Via Atlantic Coast	1,291,491	222,272	121,279	19	4,142	2,22,722	1,29,224	49,222	4	1,922
Other Foreign Countries	42	222	2,722	2	..	22	247	2,422	2	..
TOTAL FOREIGN COUNTRIES	7,729,211	7,999,492	2,991,299	2,422,222	4,999,229	22,24,992	22,22,221	22,21,792	2,27,979	2,22,922
Share of Bengal	1,149,222	921,229	1,799,712	2,999,999	4,722,292	2,12,227	2,22,722	4,97,222	4,92,724	19,92,972
“ Bombay	1,222,222	4,992,119	2,227,219	4,224,229	2,221,147	2,27,992	11,21,244	29,22,221	11,22,221	12,22,221
“ Sind	2,799,199	2,222,192	2,122,744	2,222,292	2,222,221	19,22,422	2,72,274	11,17,472	2,92,249	11,24,222
“ Madras	242,217	212,117	722,772	222,991	222,222	2,97,229	99,212	1,22,299	22,449	1,44,477
“ Burma	2,422,222	2,999,212	4,222,197	2,197,212	7,249,272	12,91,221	7,24,222	17,47,229	19,22,729	21,91,499
TOTAL	10,229,222	11,222,972	17,979,214	19,272,972	24,949,242	22,29,994	21,22,772	27,22,192	44,22,124	61,22,292
Lawns (III. P)—										
United Kingdom (including Channel Islands)	Yards 2,299,992	Yards 7,212,242	Yards 12,222,724	Yards 2,992,294	Yards 9,999,222	₹ 21,99,222	₹ 22,99,947	₹ 27,99,999	₹ 14,42,772	₹ 19,22,492
Other British Possessions	227	249	227	294
TOTAL BRITISH EMPIRE	2,299,222	7,219,222	12,222,724	2,992,294	9,999,222	21,99,222	22,99,241	27,99,999	14,42,772	19,22,492
France	2,972	19,242	1,249	2,447	2,492	422
Switzerland	22,122	72,279	122,971	4,292	..	29,292	29,919	29,297	1,429	..
Italy (including Fiume)	27,222	122,221	92,222	27,227	2,469	21,224	49,292	42,942	19,222	2,122

No. 10—continued

ARTICLES, AND COUNTRIES OF CONSIGNMENT; ALSO SHARE OF EACH PROVINCE	QUANTITY					VALUE				
	1930-31	1931-32	1932-33	1933-34	1934-35	1930-31	1931-32	1932-33	1933-34	1934-35
						R	R	R	R	R
Textiles—continued										
Cotton—continued										
Manufactures—continued										
Piecegoods—continued										
White (bleached)—continued										
Laws (III. P)—contd.	Yards	Yards	Yards	Yards	Yards					
Austria	8,082	15,105	60,595	7,045	1,004	6,478	6,794	28,698	4,613	1,224
Japan	23,000	5,900	150,000	128,700	98,700	5,541	1,168	21,122	19,347	16,920
Other Foreign Countries	2,847	4,628	5,681	1,878	2,047	3,717
TOTAL FOREIGN COUNTRIES	160,458	249,984	505,878	163,014	103,764	67,266	95,942	1,81,908	86,283	19,082
Share of Bengal	245,531	117,049	313,167	164,905	132,552	69,491	27,394	49,786	35,641	30,875
" Bombay	339,640	405,353	685,236	307,282	256,380	1,00,444	1,21,637	2,21,344	68,383	51,591
" Sind	15,447	10,302	35,760	10,486	360	6,331	1,898	7,343	2,306	134
" Madras	10,134	11,842	38,977	247	18,954	3,491	3,004	14,255	193	6,991
" Burma	4,954,988	6,925,613	19,386,487	4,772,298	6,704,441	19,91,098	31,50,350	35,97,760	13,73,487	16,16,493
TOTAL	5,556,790	7,469,766	13,359,627	5,255,318	6,112,687	31,70,855	23,04,283	33,90,538	14,80,009	17,06,084
Longcloth and Shirtings (III. P)—										
United Kingdom (including Channel Islands)	Yards	Yards	Yards	Yards	Yards					
United Kingdom (including Channel Islands)	49,936,437	37,772,034	40,254,206	30,866,113	38,917,265	1,80,80,788	94,24,481	96,27,443	76,70,520	86,71,013
Straits Settlements	14,815	23,814	17,172	59,196	18,993	6,016	7,032	4,522	7,846	3,346
Other British Possessions	16,567	8,632	8,369	11,075	1,017	5,711	2,665	3,214	2,172	311
TOTAL BRITISH EMPIRE	49,967,819	37,808,980	40,279,747	30,936,384	38,932,275	1,39,92,515	94,34,478	96,35,179	70,80,547	86,74,670
Netherlands	3,890,727	3,363,781	2,014,593	1,434,369	1,998,086	18,39,857	10,07,028	6,14,114	3,95,706	5,52,318
Switzerland	9,388	..	1,512	..	89,893	6,051	..	554	..	11,750
Italy (including Fiume)	876,821	45,791	3,580	116	..	93,045	10,684	1,653	69	..
Iran	49,431	5,465
Japan	17,699,485	38,631,665	67,352,368	43,450,316	24,387,927	35,03,744	65,32,006	1,00,60,083	60,19,553	40,08,832
Other Foreign Countries	12,544	11,026	5,785	24,290	18,327	5,847	4,079	2,849	3,335	3,826
TOTAL FOREIGN COUNTRIES	21,933,965	42,042,213	69,427,139	44,908,691	26,444,333	49,47,544	75,53,797	1,06,84,718	64,18,663	45,76,726
Share of Bengal	7,560,045	3,926,465	12,664,994	5,840,032	6,982,173	18,04,337	17,86,762	30,25,007	9,13,648	13,21,773
" Bombay	13,205,777	14,497,561	29,080,421	24,804,422	16,147,873	37,30,359	33,93,505	54,65,385	41,31,511	33,62,408
" Sind	33,186,331	32,217,013	43,919,992	30,200,616	38,332,154	91,31,468	78,78,171	91,47,030	60,66,300	73,09,861
" Madras	955,210	1,176,795	1,139,433	618,097	455,655	2,73,413	2,63,354	2,75,554	1,47,335	1,21,913
" Burma	17,049,431	23,023,334	33,901,995	14,322,143	3,428,753	40,10,538	38,64,493	34,06,371	22,39,416	7,35,436
TOTAL	71,956,784	79,846,193	109,706,886	75,845,375	65,376,608	1,89,40,059	1,69,88,276	2,03,19,897	1,34,99,210	1,32,51,396
Wools (III. P)—										
United Kingdom (including Channel Islands)	Yards	Yards	Yards	Yards	Yards					
United Kingdom (including Channel Islands)	123,968,498	139,714,079	137,157,024	104,410,602	136,270,992	2,42,50,825	2,33,09,449	2,94,03,259	1,72,95,517	2,17,23,331
Straits Settlements	1,265	1,774	29,341	16,822	914	802	567	7,682	4,604	238
Other British Possessions	448	2,582	9,951	7,040	210	176	908	1,087	1,536	33
TOTAL BRITISH EMPIRE	123,970,211	139,718,435	137,196,316	104,434,464	136,272,116	2,42,51,803	2,33,10,924	2,94,12,028	1,73,01,657	2,17,23,602
Netherlands	20,340	6,125
Austria	25,262	5,608

ARTICLES, AND COUNTRIES OF CONSIGNMENT; ALSO SHARE OF EACH PROVINCE	QUANTITY					VALUE				
	1930-31	1931-32	1932-33	1933-34	1934-35	1930-31	1931-32	1932-33	1933-34	1934-35
Textiles—continued						B	B	B	B	B
Cotton—continued										
Manufactures—continued										
Fiscogoods—continued										
White (bleached)—continued										
Mulks (III. P)—continued	Yards	Yards	Yards	Yards	Yards					
Japan	759,531	4,165,875	24,077,626	16,841,809	7,843,410	1,08,809	5,47,473	30,21,928	20,25,699	11,20,161
Other Foreign Countries	10,938	9,500	1,622	259	86,258	2,626	2,670	808	65	2,512
TOTAL FOREIGN COUNTRIES	790,469	4,175,375	24,079,248	16,842,068	7,904,920	1,17,560	5,40,243	30,22,736	20,25,764	11,22,673
Share of Bengal	12,809,031	14,773,757	21,066,719	12,735,845	17,423,141	24,20,752	24,82,577	33,05,711	21,99,384	29,54,366
" <i>Bombay</i>	15,454,597	12,647,792	27,146,501	29,520,026	12,353,036	21,45,372	22,92,566	42,74,360	32,72,220	23,74,493
" <i>Sind</i>	77,185,734	65,454,391	122,942,321	63,930,926	22,332,192	1,33,42,302	1,42,46,420	1,25,21,291	22,54,685	1,23,66,296
" <i>Madras</i>	16,631,943	17,300,325	25,529,591	20,720,045	12,796,376	45,07,324	47,26,200	26,07,224	44,06,065	42,92,542
" <i>Burma</i>	2,779,795	2,775,225	4,521,641	2,369,231	1,700,931	6,52,498	6,29,506	7,25,572	5,94,197	3,37,441
TOTAL	124,761,000	142,896,510	211,275,764	121,276,122	144,177,046	2,43,69,363	2,28,61,267	3,24,24,764	1,93,27,411	2,28,61,984
Kainsooks (III. P)—										
United Kingdom (including Channel Islands)	Yards	Yards	Yards	Yards	Yards					
United Kingdom (including Channel Islands)	19,418,204	7,324,737	7,100,012	6,357,471	10,173,906	24,02,312	11,11,602	10,49,610	6,94,499	15,25,234
Other British Possessions	202	..	4,000	24	120	66	..	232	7	60
TOTAL BRITISH EMPIRE	19,418,406	7,324,737	7,104,012	6,357,495	10,179,026	24,02,384	11,11,602	10,49,842	6,94,506	15,25,294
Switzerland	499,005	1,052,076	1,045,944	272,484	125,761	1,27,271	1,94,709	2,22,655	1,20,429	42,424
Italy (including Fiume)	28,920	..	2,222	5,852	..	697
Japan	5,996,124	12,159,684	22,694,505	10,721,620	2,011,542	2,22,684	16,27,674	22,64,009	9,65,052	2,22,020
Other Foreign Countries	7,510	70	5,220	2,647	25	2,931
TOTAL FOREIGN COUNTRIES	6,502,639	14,211,830	22,776,669	11,155,104	2,139,601	9,69,602	16,22,418	22,64,448	10,65,481	4,06,161
Share of Bengal	14,972,790	12,224,229	16,767,222	10,220,227	10,220,227	26,05,572	12,46,410	12,47,072	11,22,010	14,45,170
" <i>Bombay</i>	6,035,174	4,027,167	7,216,229	2,909,201	1,523,441	2,94,229	5,56,122	2,65,222	4,49,710	2,22,222
" <i>Sind</i>	2,220,226	2,724,222	5,220,222	2,127,711	476,496	5,22,222	2,21,220	6,27,767	2,15,210	75,002
" <i>Madras</i>	1,496,542	1,229,224	1,529,449	217,722	1,066,279	2,42,721	2,06,222	2,62,711	1,21,442	1,72,222
" <i>Burma</i>	622	405	125,755	27,222	222	421	272	11,222	5,009	646
TOTAL	25,921,045	21,526,567	29,820,711	17,512,599	18,212,716	42,71,226	29,24,020	26,14,221	19,22,927	19,20,466
Sheetings (III. P)—										
United Kingdom (including Channel Islands)	Yards	Yards	Yards	Yards	Yards					
United Kingdom (including Channel Islands)	61,222	52,527	20,127	76,720	46,442	50,207	45,220	25,651	42,222	27,797
Other British Possessions	2,440	159	..	129	66	2,202	41	..	24	15
TOTAL BRITISH EMPIRE	69,672	52,686	20,127	76,849	46,508	52,409	45,261	25,651	42,246	27,812
Netherlands	14,222	14,242	7,540	7,277
Japan	24	..	22,120	16	..	7,417	..
Other Foreign Countries	102	229	75	422	65	72	541	40	106	26
TOTAL FOREIGN COUNTRIES	14,970	14,941	75	22,120	65	7,612	7,824	40	7,523	26

No. 10—continued

ARTICLES, AND COUNTRIES OF CONSIGNMENT; ALSO SHARE OF EACH PROVINCE	QUANTITY					VALUE				
	1930-31	1931-32	1932-33	1933-34	1934-35	1930-31	1931-32	1932-33	1933-34	1934-35
<i>Textiles—continued</i>						R	R	R	R	R
<i>Cotton—continued</i>										
<i>Manufactures—continued</i>										
<i>Piecegoods—continued</i>										
<i>White (bleached)—continued</i>										
<i>Sheetings (III. P)—continued</i>	Yards	Yards	Yards	Yards	Yards					
Share of Bengal	18,990	21,232	16,099	83,531	29,944	19,500	19,176	13,483	31,966	16,539
„ Bombay	22,702	25,457	10,398	5,502	6,229	16,886	12,749	9,403	5,162	5,590
„ Sind	1,642	1,779	307	1,401	612	1,907	1,739	706	1,199	473
„ Madras	16,765	622	514	14,537	2,386	4,776	332	486	4,727	1,806
„ Burma	25,244	16,537	2,514	24,430	7,409	18,162	13,099	1,623	6,736	3,399
TOTAL	84,648	67,637	30,232	129,501	46,579	60,711	53,095	25,691	55,790	27,848
<i>T. Cloth and Domestic (III. P)—</i>	Yards	Yards	Yards	Yards	Yards					
TOTAL BRITISH EMPIRE	45	920	2,990	10,813	25,110	28	398	1,579	2,048	6,795
TOTAL FOREIGN COUNTRIES	6,485	173	17,192	760	354	1,062
Share of Bombay	6,435	531	2,970	10,783	15,090	760	476	1,576	2,010	119
„ Madras	45	562	20	30	37,302	23	276	3	38	7,733
TOTAL	6,530	1,093	2,990	10,813	42,392	783	752	1,579	2,048	7,857
<i>Twills (III. P)—</i>	Yards	Yards	Yards	Yards	Yards					
United Kingdom (including Channel Islands)	7,163,120	2,877,591	9,168,313	6,196,271	6,407,738	21,86,233	8,06,208	24,13,754	15,42,665	16,51,540
Other British Possessions	204	8	12,654	1,786	661	87	8	4,202	342	126
TOTAL BRITISH EMPIRE	7,163,324	2,877,599	9,180,967	6,198,051	6,408,399	21,86,320	8,06,276	24,17,956	15,43,007	16,51,666
Netherlands	55,816	53,693	62,000	13,002	11,765	11,856
Switzerland	20,921	19,204	7,770	6,871
Japan	483,100	792,728	2,185,563	790,150	106,336	1,02,372	1,34,657	3,12,845	1,13,321	16,576
Other Foreign Countries	2,213	190	60	247	8,812	3,412	54	90	150	1,992
TOTAL FOREIGN COUNTRIES	562,050	865,785	2,247,623	790,397	115,148	1,26,556	1,53,347	3,24,791	1,13,471	18,568
Share of Bengal	2,241,696	1,198,933	3,439,609	1,760,302	1,730,198	5,66,399	3,16,923	3,16,506	3,93,513	4,60,757
„ Bombay	1,586,189	781,960	2,216,276	2,336,659	2,134,271	4,36,533	2,11,789	5,72,460	7,07,001	5,40,237
„ Sind	639,137	60,399	731,825	434,603	267,656	2,05,103	18,665	1,79,323	1,05,335	76,152
„ Madras	838,042	422,728	1,132,341	530,625	564,559	3,04,341	89,040	2,30,480	1,69,392	1,56,854
„ Burma	2,481,310	1,279,372	3,905,989	1,326,754	1,776,863	7,50,454	3,25,206	3,93,998	2,90,737	4,36,134
TOTAL	7,725,374	3,743,384	11,428,690	6,988,448	6,523,547	23,12,876	9,59,623	27,42,747	16,56,478	16,70,234
<i>Unspecified descriptions (III. P)—</i>	Yards	Yards	Yards	Yards	Yards					
United Kingdom (including Channel Islands)	1,173,088	1,330,643	1,486,809	1,903,065	1,542,199	3,39,941	3,02,926	3,32,421	4,98,979	3,75,387
Ceylon (excluding Maldives)	154,111	188,893	118,430	59,623	30,684	51,819	47,127	38,240	14,510	19,914
Straits Settlements	35,837	46,762	49,864	28,160	61,140	15,936	19,199	13,891	8,561	14,093
Other British Possessions	1,908	310	566	2,000	1,305	927	120	270	600	1,092
TOTAL BRITISH EMPIRE	1,364,934	1,566,598	1,655,669	1,992,851	1,635,278	4,08,123	4,20,372	4,20,822	5,32,650	4,07,491

ARTICLES, AND COUNTRIES OF CONSIGNMENT: ALSO SHARE OF EACH PROVINCE	QUANTITY					VALUE				
	1930-31	1931-32	1932-33	1933-34	1934-35	1930-31	1931-32	1932-33	1933-34	1934-35
Textiles—continued										
Cotton—continued										
Manufactures—continued										
Plecegoods—continued										
White (bleached)—continued										
Unspecified descriptions (III. F)—continued	Yards	Yards	Yards	Yards	Yards					
Germany	110,486	71,458	56,318	963	1,054	65,441	46,472	32,011	1,310	1,123
Belgium	50,331	29,670	20,562	23,571	15,726	12,145
France	29,300	55,853	77,140	5,521	833	12,346	26,245	40,763	2,932	561
Switzerland	25,718	22,480	69,739	5,695	5,805	24,936	20,694	46,325	4,638	2,728
Italy (including Fiume)	22,456	8,695	11,160	12,119	7,304	3,179
Austria	7,479	..	102,240	7,941	1,199	4,200	..	55,205	4,365	501
Japan	292,510	68,305	150,112	107,635	30,340	43,658	10,758	30,555	12,702	4,000
United States of America—										
Via Atlantic Coast	46,117	50,021	2,591	2,494	3,268	15,816	15,225	420	224	1,161
" Pacific "	25	6
Other Foreign Countries	1,654	10,654	1,211	716	1,233	1,239	4,002	729	324	241
TOTAL FOREIGN COUNTRIES	607,351	318,016	491,108	131,265	48,752	2,08,320	1,46,426	2,11,323	27,564	11,459
Share of Bengal	244,222	192,258	470,619	961,973	345,691	33,677	52,592	1,31,627	2,33,122	31,222
" Bombay	242,378	249,267	444,550	152,955	161,733	1,79,200	1,32,426	2,12,469	87,076	61,318
" Sind	504,375	469,329	227,526	422,679	979,526	1,37,781	1,16,672	1,22,752	1,02,291	2,06,773
" Madras	692,223	922,256	220,227	567,559	202,152	1,79,735	2,27,661	92,202	1,41,897	60,201
" Burma	270,222	4,252	63,115	12,450	40,917	44,067	2,042	14,010	2,212	10,275
TOTAL	1,972,335	1,824,614	2,146,607	2,124,116	1,734,020	6,16,442	5,74,796	6,41,160	5,50,214	4,12,960
Total White (bleached)—	Yards	Yards	Yards	Yards	Yards					
United Kingdom (including Channel Islands)	229,959,908	207,045,989	281,005,955	184,150,449	236,607,802	5,22,93,634	4,02,02,098	5,26,79,125	3,09,98,309	4,51,62,260
Ceylon (excluding Maldives)	160,148	193,914	146,305	75,814	81,081	53,080	43,750	33,494	17,923	17,024
Straits Settlements	111,516	121,435	122,035	124,457	100,948	42,470	40,622	34,255	25,991	24,509
Hongkong	21,052	7,627	6,812	1,274	892	7,699	2,715	2,826	291	223
Other British Possessions	777	26,511	12,292	4,412	1,475	428	4,527	2,089	1,108	1,110
TOTAL BRITISH EMPIRE	230,253,402	207,395,476	281,293,406	184,356,507	236,792,148	5,23,97,311	4,02,96,698	5,37,56,819	3,69,48,727	4,52,06,178
Germany	132,812	89,575	88,164	10,502	116,011	78,872	54,693	50,546	6,934	64,922
Netherlands	4,252,804	3,549,081	2,230,920	1,453,492	2,009,246	14,53,322	10,52,682	6,53,576	3,00,290	5,55,322
Belgium	52,209	39,310	59,097	..	4,750	29,436	19,200	22,325	..	2,685
France	77,187	452,200	278,946	21,622	103,122	36,621	1,19,622	1,20,462	14,216	42,435
Switzerland	5,444,205	5,924,299	6,491,826	612,825	4,523,252	18,92,116	17,09,217	24,89,475	2,42,102	10,79,950
Italy (including Fiume)	800,262	1,194,689	574,015	70,725	424,926	2,52,676	2,25,092	2,22,284	26,634	1,05,453
Austria	1,199,466	574,224	1,152,121	152,021	329,260	4,08,505	1,26,063	6,20,471	96,262	4,42,166
Iran	20	44	49,421	12,552	20	10	19	5,465	3,221	20
Japan	28,105,352	59,320,081	120,254,174	75,177,421	40,261,974	50,96,769	92,42,622	1,62,57,422	95,27,704	64,52,297
United States of America—										
Via Atlantic Coast	1,214,270	626,908	162,279	2,520	20,112	3,96,609	1,76,521	45,472	212	5,229
" Pacific "	25	6
Other Foreign Countries	2,579	4,227	2,560	24,202	22,222	2,127	2,455	2,740	2,352	2,061
TOTAL FOREIGN COUNTRIES	41,382,265	72,226,478	121,450,712	77,560,268	48,450,927	96,54,022	1,29,56,215	2,04,97,920	1,03,81,124	94,51,212
Share of Bengal	49,104,112	41,202,279	60,022,463	26,720,272	47,140,527	27,22,212	71,42,261	22,66,766	29,22,664	24,95,510
" Bombay	42,750,264	32,702,756	75,262,417	62,412,290	47,627,656	1,06,74,212	25,42,402	1,47,91,779	1,19,29,119	1,12,20,571
" Sind	121,207,766	127,224,297	122,272,926	102,170,225	112,166,576	2,20,55,217	2,29,17,122	2,12,22,959	1,22,79,242	2,26,04,297
" Madras	26,270,429	25,044,022	22,227,222	27,422,079	22,227,222	24,27,222	22,22,222	22,22,222	22,22,222	27,12,222
" Burma	22,102,422	22,222,222	22,222,222	21,222,109	21,110,222	22,22,222	22,22,222	22,22,222	22,22,222	22,22,222
TOTAL	271,641,697	272,621,954	412,744,124	291,916,775	222,222,075	6,20,51,204	5,22,57,002	7,22,54,749	4,72,24,251	5,40,56,906

No. 10—continued

ARTICLES, AND COUNTRIES OF CONSIGNMENT; ALSO SHARE OF EACH PROVINCE	QUANTITY					VALUE				
	1980-81	1981-82	1982-83	1983-84	1984-85	1980-81	1981-82	1982-83	1983-84	1984-85
Textiles—continued						R	R	R	R	R
Cotton—continued										
<i>Manufactures—continued</i>										
<i>Piecegoods—continued</i>										
Coloured, Printed, or Dyed—										
Printed goods—										
Cambrics including Madapollams Muslins, Mulls, and Jaconets (III. P)—	Yards	Yards	Yards	Yards	Yards					
United Kingdom (including Channel Islands)	5,026,889	3,057,044	6,388,482	6,213,871	14,508,209	18,59,575	6,65,621	18,84,280	14,89,577	32,12,511
Ceylon (excluding Maldives)	..	50	40	24,194	18,462	..	50	9	6,330	6,144
Other British Possessions	252	1,443	276	163	1,160	100	418	108	66	120
TOTAL BRITISH EMPIRE	5,027,091	3,059,487	6,388,748	6,238,028	14,527,831	18,59,675	6,66,034	18,84,392	14,95,973	32,18,776
Iran	142,198	19,997
Japan	58,713	70,460	323,287	41,072	99,177	10,059	11,131	33,644	7,203	21,348
United States of America— Via Atlantic Coast	3,872	163,519	11,978	1,600	201,708	1,620	36,961	8,187	433	34,121
Other Foreign Countries	16,942	23,163	3,302	264	8,581	7,945	8,164	1,532	248	3,209
TOTAL FOREIGN COUNTRIES	79,527	262,132	485,765	42,936	309,466	19,624	66,356	54,410	7,884	58,678
<i>Share of Bengal</i>	660,377	179,365	462,800	456,029	790,415	1,40,382	52,430	1,36,541	1,26,136	2,13,352
.. Bombay	1,725,376	737,744	2,181,926	2,283,351	5,231,705	5,35,920	1,88,499	4,98,918	5,79,273	12,79,767
.. Sind	1,737,218	2,222,070	3,262,930	1,891,422	4,387,691	3,12,020	3,56,164	4,92,834	3,37,907	3,43,515
.. Madras	57,257	349	90,955	873,007	2,132,143	20,335	51,850	20,773	1,67,942	5,00,593
.. Burma	935,890	182,141	875,852	777,155	2,295,343	3,64,742	75,307	2,79,733	2,42,599	4,30,224
TOTAL	5,106,618	3,321,569	6,874,513	6,280,964	14,837,297	13,79,299	7,22,340	14,38,802	15,03,857	32,77,453
Chadars (III. P)—	Yards	Yards	Yards	Yards	Yards					
TOTAL BRITISH EMPIRE	144	12,892	100	2,178
<i>Share of Bombay</i>	12,892	2,178
.. Sind	144	100
TOTAL	144	12,892	100	2,178
Checks, Spots and Stripes (III. P)—	Yards	Yards	Yards	Yards	Yards					
United Kingdom (including Channel Islands)	293,052	389,305	1,155,788	2,302,212	6,141,448	1,29,804	1,57,904	4,09,132	6,90,444	22,11,515
Straits Settlements	302	..	952	83	..	123
TOTAL BRITISH EMPIRE	293,354	389,305	1,156,700	2,302,212	6,141,448	1,29,887	1,57,904	4,09,255	6,90,444	22,11,515
Japan	111,587	47,263	591,062	232,918	389,917	24,230	7,233	82,286	36,216	74,363
Other Foreign Countries	2,962	..	21,360	1,403	..	2,151
TOTAL FOREIGN COUNTRIES	114,549	47,263	612,422	232,918	389,917	25,633	7,233	84,437	36,216	74,363
<i>Share of Bengal</i>	45,198	107,671	556,627	588,537	1,263,337	17,432	46,333	1,91,538	1,98,985	4,66,489
.. Bombay	24,627	54,116	845,768	443,341	479,294	9,631	18,300	1,60,114	91,063	1,05,420
.. Sind	56,625	10,467	10,623	2,695
.. Madras	64,289	47,263	23,111	707,771	234,521	28,782	7,233	11,528	1,25,509	44,372
.. Burma	273,794	227,518	338,593	328,856	4,543,696	99,635	93,271	1,51,512	3,00,420	16,67,502
TOTAL	407,903	489,568	1,769,122	2,635,130	6,531,365	1,55,520	1,65,137	4,94,692	7,26,660	22,85,678

GENERAL IMPORTS

(416)

No. 10--continued

ARTICLES, AND COUNTRIES OF CONSIGNMENT; ALSO SHARE OF EACH PROVINCE	QUANTITY					VALUE				
	1930-31	1931-32	1932-33	1933-34	1934-35	1930-31	1931-32	1932-33	1933-34	1934-35
Textiles—continued										
Cotton—continued										
Manufactures—continued										
Piecegoods—continued										
Coloured, Printed, or Dyed—continued										
Printed goods—continued										
Dhatis (III. P)—										
	Yards	Yards	Yards	Yards	Yards	R	R	R	R	R
United Kingdom (including Channel Islands)	3,042	..	20,000	731	..	3,227
Japan	34,410	..	8,310	3,660	..	1,143
Share of Bengal	17,898	3,018
" Bombay	34,410	..	10,324	3,660	..	1,141
" Madras	3,042	731
TOTAL	36,452	..	28,310	4,411	..	4,280
Drills and Jeans (III. P)—										
	Yards	Yards	Yards	Yards	Yards					
United Kingdom (including Channel Islands)	6,190,506	4,704,845	3,567,415	3,905,461	6,753,173	14,41,189	11,45,863	13,12,321	7,92,899	12,85,441
Hongkong	35,100	3,300
Other British Possessions	1,200	4,500	..	36,450	13,000	200	720	..	3,042	1,900
TOTAL BRITISH EMPIRE	6,226,806	4,709,345	3,567,415	3,941,911	6,771,173	14,50,779	11,46,583	13,12,321	7,96,941	12,87,341
Japan	12,905,898	15,784,951	46,579,181	39,173,655	37,267,652	24,02,938	23,61,790	60,57,192	50,08,487	54,43,272
Other Foreign Countries	27,023	19,300	14,153	3,473	2,303	2,291
TOTAL FOREIGN COUNTRIES	12,905,898	15,784,951	46,607,104	39,193,655	37,282,010	24,02,938	23,61,790	60,60,665	50,10,790	54,51,163
Share of Bengal	5,133,360	4,332,906	9,791,927	4,949,616	7,309,753	9,63,429	7,45,243	12,73,249	6,53,551	11,44,439
" Bombay	4,375,476	5,194,983	26,346,002	29,230,978	22,213,647	9,26,963	8,45,336	24,80,097	27,58,170	23,15,992
" Sind	6,173,183	6,773,240	14,323,668	7,359,579	11,305,219	13,23,359	14,07,964	23,24,655	11,15,213	19,33,913
" Madras	252,612	14,339	1,246,971	632,651	1,537,093	72,493	4,231	2,70,653	1,11,214	2,66,743
" Burma	3,193,714	3,621,339	3,961,048	962,742	626,073	5,62,473	5,11,369	4,66,433	1,09,473	77,317
TOTAL	19,132,704	20,494,296	55,174,519	43,135,666	44,058,183	38,53,717	35,08,373	78,73,486	57,47,621	67,38,404
Embroidered shawls (III. P) (a)—					Yards					
United Kingdom (including Channel Islands)	45,508	9,073
TOTAL FOREIGN COUNTRIES	3,812	1,764
Share of Bengal	1,430	321
" Bombay	44,078	9,351
" Madras	3,812	1,764
TOTAL	53,320	11,436
Flannel and Flannelottes (III. P)—					Yards					
United Kingdom (including Channel Islands)	20,081	13,652	31,363	60,774	904,550	6,520	3,932	5,082	19,841	1,72,048
Other British Possessions	9,400	15,040	2,314	2,239
TOTAL BRITISH EMPIRE	29,481	13,652	31,363	60,774	919,590	8,784	3,932	5,082	19,841	1,75,187

(a) Separately recorded from 1934-35.

No. 10—continued

ARTICLES AND COUNTRIES OF CONSIGNMENT; ALSO SHARE OF EACH PROVINCE	QUANTITY					VALUE				
	1930-31	1931-32	1932-33	1933-34	1934-35	1930-31	1931-32	1932-33	1933-34	1934-35
Textiles—continued						R	R	R	R	R
Cotton—continued										
Manufactures—continued										
Piecegoods—continued										
Coloured, Printed, or Dyed— continued										
Printed goods—continued	Yards	Yards	Yards	Yards	Yards					
Flannel and Flannelottes (III. F) —contd.										
Italy (including Fiume)	602,361	822,556	495,543	..	518,406	1,19,240	1,46,758	79,843	..	83,091
Japan	2,490,973	3,145,016	9,212,421	1,413,046	4,603,763	4,76,280	6,09,842	13,23,191	2,14,102	7,52,917
Other Foreign Countries	257	2,020	..	152	2,109	..
TOTAL FOREIGN COUNTRIES	3,093,591	3,967,572	9,707,964	1,415,066	5,120,169	5,95,652	7,56,600	14,03,034	2,16,301	8,36,008
Share of Bengal	3,023,323	3,113,006	5,243,491	735,323	3,326,322	3,79,337	4,03,306	7,43,334	1,13,815	6,26,543
.. Bombay	386,452	614,638	1,902,639	434,553	1,073,774	55,653	1,13,335	2,73,092	59,700	1,35,404
.. Sind	307,623	350,365	1,769,631	111,933	643,793	60,186	1,47,397	2,59,475	19,916	1,12,370
.. Madras	3,460	1,097
.. Burma	505,169	403,145	315,106	194,042	495,970	1,11,655	84,444	1,16,113	37,711	86,379
TOTAL	3,123,072	3,981,224	9,739,327	1,475,840	6,089,759	6,07,386	7,54,532	14,03,116	2,36,142	10,11,105
Lungs (III. F)—										
United Kingdom (including Channel Islands)	Yards	Yards	Yards	Yards	Yards					
Straits Settlements	232	1,002	420	118,177	38,489	190	397	352	20,597	7,060
Other British possessions	916	250
TOTAL BRITISH EMPIRE	3,994,514	3,749,356	6,725,388	2,060,253	2,797,367	16,06,069	12,48,045	22,50,719	7,13,880	9,74,205
Netherlands	551,517	473,665	258,572	2,02,539	1,52,945	88,754
Italy (including Fiume)	153,432	22,385
Japan	176,646	1,843,719	4,630,695	4,996,014	4,819,318	36,072	3,45,585	8,27,474	2,63,700	8,53,726
Other Foreign Countries	41	7,426	21	2,128
TOTAL FOREIGN COUNTRIES	728,204	2,478,242	4,889,267	4,996,014	4,819,318	2,38,632	5,23,049	9,16,228	8,66,700	8,53,726
Share of Bengal	115,355	354,782	195,501	43,433	73,064	72,499
.. Bombay	33,201	..	1,767	3,175	..	1,389
.. Sind	1,032	1,060
.. Madras	937	11,009	..	392	3,247
.. Burma	4,732,718	6,326,611	11,466,099	6,691,435	7,407,376	18,45,601	17,71,236	31,15,334	15,07,516	17,49,736
TOTAL	4,732,718	6,227,598	11,614,655	7,046,267	7,616,685	18,45,601	17,71,639	31,66,947	15,80,530	18,27,931
Prints and Chints (III. F)—										
United Kingdom (including Channel Islands)	Yards	Yards	Yards	Yards	Yards					
Straits Settlements	14,750	13,464	968	176	120	7,336	2,510	249	2	33
Other British Possessions	4,625	1,507	8,310	6,189	741	1,796	527	2,147	1,065	264
TOTAL BRITISH EMPIRE	27,764,429	13,381,632	27,507,705	14,153,754	18,866,276	68,21,394	28,77,445	58,50,352	31,47,636	36,98,569
Germany	98,334	33,910	39,531	11,568
Switzerland	40,034	17,338	24,228	..	17,101	19,404	6,207	3,178	..	7,435
Italy (including Fiume)	524,781	267,344	12,732	54	..	93,423	46,622	4,408	70	..
Japan	3,213,326	6,107,179	18,366,503	6,534,793	6,576,812	5,45,209	8,64,307	19,32,634	6,48,398	7,35,479

GENERAL IMPORTS

(418)

No. 10—continued

ARTICLES AND COUNTRIES OF CONSIGNMENT: ALSO SHARE OF EACH PROVINCE	QUANTITY					VALUE				
	1930-31	1931-32	1932-33	1933-34	1934-35	1930-31	1931-32	1932-33	1933-34	1934-35
Textiles—continued										
Cotton—continued										
Manufactures—continued										
Piecegoods—continued										
Coloured, Printed, or Dyed—continued										
Printed goods—continued										
Prints and Chints (III P)—contd.										
	Yards	Yards	Yards	Yards	Yards					
United States of America—										
 Via Atlantic Coast . . .	101	49,274	25,840	8,090	717	79	9,048	6,704	5,665	28
 " Pacific " . . .	79	233	25	31
Other Foreign Countries . . .	14,039	19,630	1,373	18,519	401	5,315	8,177	1,643	2,971	30
TOTAL FOREIGN COUNTRIES	3,900,194	6,495,175	18,431,251	6,556,972	6,594,264	7,03,076	9,46,426	20,03,666	6,57,104	7,43,771
Share of Bengal . . .	8,276,671	4,213,796	6,633,379	2,821,126	7,133,011	16,71,919	7,22,621	11,43,226	4,59,192	10,63,117
 " Bombay . . .	16,658,391	11,164,445	27,121,896	14,541,979	14,631,377	22,15,339	29,20,554	43,52,678	26,16,335	26,21,261
 " Sind . . .	3,765,922	1,717,783	696,081	97,913	153,497	9,31,927	3,18,317	1,49,346	44,194	51,264
 " Madras . . .	755,529	53,672	3,064,457	1,346,369	1,335,102	2,22,174	15,431	5,39,419	3,11,134	3,44,261
 " Burma . . .	2,762,164	2,772,111	2,333,143	2,292,259	1,707,143	8,27,779	6,29,443	11,29,123	3,79,445	3,61,717
TOTAL	21,654,623	19,876,807	45,928,956	21,010,726	25,460,540	75,24,470	23,23,871	78,84,008	38,04,730	44,42,340
Hats and Scarves (III. P)—	Yards	Yards	Yards	Yards	Yards					
United Kingdom (including Channel Islands) . . .	14,050,173	7,353,919	14,226,994	14,675,756	22,419,063	22,10,222	17,25,022	26,64,467	21,06,758	45,03,443
Other British Possessions . . .	1,720	3,845	254	129	..	646	1,449	92	32	..
TOTAL BRITISH EMPIRE	14,051,893	7,357,764	14,227,148	14,675,885	22,419,063	22,10,868	17,26,471	26,64,559	21,06,790	45,03,443
Italy (including Fiume)	14,543	5,729
Japan	497,751	76,744	2,143,129	507,671	671,915	1,31,333	19,612	3,66,100	76,331	1,09,506
Other Foreign Countries	9,451	645	4,879	228	..
TOTAL FOREIGN COUNTRIES	497,751	91,287	2,152,580	508,316	671,915	1,31,333	25,367	3,71,039	76,619	1,09,506
Share of Bengal . . .	6,970,063	4,995,446	6,026,132	5,751,529	5,736,672	15,77,671	11,02,974	11,52,637	9,79,451	15,24,397
 " Bombay . . .	4,965,954	1,366,694	6,397,161	7,477,114	10,319,737	15,66,333	3,70,519	19,72,764	12,03,672	22,43,299
 " Sind . . .	2,273,467	1,111,220	3,371,607	1,749,734	3,404,256	6,69,423	3,09,077	3,65,394	4,22,023	1,70,339
 " Madras . . .	57,405	3,845	1,426	123,229	589,133	20,437	1,449	222	45,967	1,22,404
 " Burma . . .	222,769	91,846	143,322	22,595	41,124	1,02,227	26,829	35,531	24,291	12,164
TOTAL	14,549,644	7,449,951	16,439,708	15,244,201	23,090,978	29,42,201	18,11,338	40,35,598	32,76,409	46,73,044
Hats (III. P)—	Yards	Yards	Yards	Yards	Yards					
United Kingdom (including Channel Islands) . . .	1,329,623	827,677	2,546,411	846,746	579,766	4,64,906	2,55,394	7,46,308	2,92,292	2,13,406
Other British Possessions . . .	899	180	314	45
TOTAL BRITISH EMPIRE	1,327,622	827,677	2,546,411	846,746	579,946	4,65,220	2,55,394	7,46,308	2,92,292	2,13,451
Italy (including Fiume)	45,347	12,595
Japan	129,296	152,510	985,373	194,010	368,112	40,406	22,290	1,87,247	29,917	84,667
Other Foreign Countries . . .	708	12,227	625	3,484
TOTAL FOREIGN COUNTRIES	124,004	152,510	1,030,720	194,010	380,939	41,031	22,290	1,99,842	30,917	88,151

No. 10—continued

ARTICLES, AND COUNTRIES OF CONSIGNMENT; ALSO SHARE OF EACH PROVINCE	QUANTITY					VALUE				
	1930-31	1931-32	1932-33	1933-34	1934-35	1930-31	1931-32	1932-33	1933-34	1934-35
Textiles—continued										
Cotton—continued										
Manufactures—continued										
Piecegoods—continued										
Coloured, Printed or Dyed—contd.										
Printed goods—continued										
Bateens (III. P)—contd.	Yards	Yards	Yards	Yards	Yards					
Share of Bengal	274,219	196,327	169,311	80,723	114,683	31,417	68,220	53,566	22,455	31,680
“ Bombay	673,441	36,708	479,369	336,666	342,282	2,10,281	11,577	1,52,923	1,04,613	92,289
“ Sind	150,590	709,569	2,377,156	435,698	357,856	61,443	1,86,637	7,13,440	1,22,017	67,575
“ Madras	1,229	..	491	24,903	22,672	537	..	287	6,564	5,513
“ Burma	362,107	47,589	50,314	162,767	223,392	1,52,573	22,250	25,929	77,580	1,04,495
TOTAL	1,461,586	990,187	3,577,131	1,040,766	960,885	5,06,251	2,87,684	9,46,150	3,32,209	3,01,552
Shirtings (III. P)—	Yards	Yards	Yards	Yards	Yards					
United Kingdom (including Channel Islands)	10,176,976	15,878,049	18,544,867	8,131,999	17,153,165	26,41,208	36,04,718	38,43,325	17,81,784	31,00,937
Straits Settlements	603	3,133	2,524	262,321	..	298	1,381	736	23,328	..
Other British Possessions	12,020	..	6,720	..	9,849	3,340	..	1,757	..	1,045
TOTAL BRITISH EMPIRE	10,189,599	15,876,226	18,554,111	8,394,320	17,163,004	26,44,846	36,06,099	38,45,818	18,06,112	31,01,982
Italy (including Fiume)	111,649	156,631	165,043	..	4	26,116	31,263	24,659	..	1
Iran	233,087	24,935
Japan	10,004,720	20,431,660	58,701,178	28,617,746	44,205,180	18,37,089	29,49,233	65,90,014	29,78,080	51,22,184
Other Foreign Countries	21,500	17,730	27,251	63	5,443	8,726	4,671	3,336	18	1,452
TOTAL FOREIGN COUNTRIES	10,143,869	20,656,021	59,132,139	28,617,809	44,214,627	18,71,931	29,85,167	68,42,094	29,78,098	51,23,637
Share of Bengal	1,333,246	4,639,331	13,591,034	5,045,393	9,642,317	3,34,374	6,35,737	15,79,631	5,27,766	10,36,493
“ Bombay	4,366,609	3,475,557	29,632,335	16,909,627	23,799,622	8,91,612	12,67,646	33,34,406	18,68,310	33,96,377
“ Sind	9,114,621	17,331,331	22,946,313	8,160,534	16,958,535	22,71,424	36,90,393	41,32,045	15,53,018	23,96,423
“ Madras	124,373	..	668,594	86,578	76,136	34,964	..	75,479	17,174	18,771
“ Burma	4,394,726	6,035,523	10,350,474	6,809,473	10,901,015	9,34,403	10,07,490	13,17,251	3,16,442	13,75,605
TOTAL	20,333,468	36,532,247	77,636,250	37,012,129	61,377,631	45,16,777	65,91,266	1,04,88,812	47,83,210	82,25,569
Wools (III. P)—	Yards	Yards	Yards	Yards	Yards					
United Kingdom (including Channel Islands)	1,145,121	950,679	1,130,332	858,703	2,004,180	2,39,552	1,97,783	2,54,355	1,80,012	3,53,770
Italy (including Fiume)	2,346,179	2,590,431	1,931,741	4,36,349	4,59,617	3,00,855
Japan	10,300	910,619	617,161	1,419,247	..	1,903	1,48,942	93,484	2,73,468
Other Foreign Countries	9,995	2,846
TOTAL FOREIGN COUNTRIES	2,346,179	2,610,976	2,842,360	617,161	1,419,247	4,36,349	4,64,366	4,58,797	93,484	2,73,468
Share of Bengal	346,057	322,645	443,229	141,755	349,233	70,604	64,736	81,986	31,436	33,727
“ Bombay	423,343	144,728	1,164,357	739,139	1,001,279	83,385	33,973	2,37,652	1,49,337	2,33,633
“ Sind	2,635,038	3,070,103	2,317,015	566,941	2,063,775	5,04,042	5,48,052	3,74,998	38,375	3,06,303
“ Madras	11,494	17,379	6,286	3,532	5,522	2,027
“ Burma	20,868	24,114	97,741	10,830	2,765	9,433	15,333	13,606	3,376	933
TOTAL	3,401,300	3,561,655	4,022,742	1,475,864	3,423,427	6,75,901	6,62,149	7,13,152	2,78,496	6,27,233

ARTICLES, AND COUNTRIES OF CONSIGNMENT; ALSO SHARE OF EACH PROVINCE	QUANTITY					VALUE				
	1930-31	1931-32	1932-33	1933-34	1934-35	1930-31	1931-32	1932-33	1933-34	1934-35
<i>Textiles—continued</i>										
<i>Cotton—continued</i>										
<i>Manufactures—continued</i>										
<i>Placegoods—continued</i>										
<i>Coloured, Printed or Dyed—contd.</i>										
<i>Printed goods—continued</i>										
<i>Woven Lungs and Serongs (III. F) —</i>	Yards	Yards	Yards	Yards	Yards					
United Kingdom (including Channel Islands)	323,241	173,119	484,549	452,095	727,809	1,53,444	77,952	1,95,895	1,74,743	2,50,448
Straits Settlements	360,638	124,276	93,908	34,526	14,033	1,73,521	52,288	34,227	10,704	4,424
TOTAL BRITISH EMPIRE	683,879	297,395	578,457	487,220	741,842	3,26,965	1,30,240	2,30,122	1,85,447	2,54,872
Netherlands	715,736	484,265	365,636	8,527	37,200	2,41,243	2,04,290	1,15,623	2,512	9,713
France	12,633	5,232
Switzerland	24,527	13,233	10,073	4,084
Japan	173,156	631,488	930,075	303,506	427,008	45,543	1,66,324	1,73,253	66,052	66,221
Other Foreign Countries	745	294	..	12	269	563	793	..	8	137
TOTAL FOREIGN COUNTRIES	926,943	1,129,285	1,195,711	371,045	464,537	4,02,708	3,75,491	2,93,886	71,612	95,771
Share of Bengal	11,331	23,136	29,436	107,554	176,166	6,159	7,737	19,373	33,213	41,723
.. Bombay	..	394	27,327	4,117	2,552	..	793	7,666	1,115	1,630
.. Madras	439	170
.. Burma	1,602,048	1,403,259	1,716,664	746,594	1,021,713	7,23,514	4,97,151	5,03,009	2,17,731	2,16,341
TOTAL	1,613,727	1,421,680	1,774,068	858,265	1,206,429	7,29,673	5,05,731	5,24,018	2,57,059	2,50,643
<i>Unspecified description (III. F) —</i>	Yards	Yards	Yards	Yards	Yards					
United Kingdom (including Channel Islands)	604,164	402,274	937,377	2,007,433	4,161,403	2,12,993	1,08,903	2,94,119	5,32,013	9,04,541
Straits Settlements	3,529	86	633	617	20,274	1,331	32	243	166	5,354
Other British Possessions	12,930	4,199	9,465	5,033	752	3,067	1,354	3,053	1,401	139
TOTAL BRITISH EMPIRE	620,623	406,559	977,475	2,013,143	4,182,429	2,15,341	1,10,234	2,97,430	5,33,580	9,10,034
Germany	51,297	144	206	14,410	213	395
Italy (including Fiume)	103,235	3,200	3	3	30	13,124	2,107	2	12	1
Japan	106,936	163,566	1,299,561	1,001,101	797,339	63,700	1,19,493	4,21,241	1,71,999	171,134
United States of America—										
Via Atlantic Coast	1,007	32	2,245	435	27,735	547	74	1,724	91	11,909
Other Foreign Countries	11,556	5,731	16,017	9,093	16,343	6,767	2,379	6,317	2,493	4,211
TOTAL FOREIGN COUNTRIES	273,081	202,724	1,313,137	1,010,642	813,552	1,23,558	1,24,776	4,30,180	1,74,503	1,87,300
Share of Bengal	442,753	333,935	397,942	339,494	1,601,673	1,49,322	92,255	1,19,229	1,93,490	3,12,613
.. Bombay	174,335	39,530	486,573	1,203,163	2,364,365	47,331	13,094	2,17,204	2,94,679	6,09,375
.. Sind	22,704	6,244	42,313	50,339	20,335	11,964	2,176	13,394	25,394	3,243
.. Madras	135,442	7,323	52,529	552,399	355,519	13,613	3,771	16,741	1,76,603	1,23,139
.. Burma	217,470	107,291	313,300	222,340	130,593	1,31,429	1,17,074	3,54,939	66,019	36,696
TOTAL	893,754	609,233	2,295,662	3,023,735	5,023,930	3,46,399	2,35,070	7,27,000	7,63,173	10,97,334

No. 10—continued

ARTICLES, AND COUNTRIES OF CONSIGNMENT; ALSO SHARE OF EACH PROVINCE	QUANTITY					VALUE				
	1930-31	1931-32	1932-33	1933-34	1934-35	1930-31	1931-32	1932-33	1933-34	1934-35
	Yards	Yards	Yards	Yards	Yards	Rs	Rs	Rs	Rs	Rs
Textiles—continued										
Cotton—continued										
Manufactures—continued										
Piecegoods—continued										
Coloured, Printed, or Dyed—contd.										
Printed goods—concluded										
Total Printed Goods—										
United Kingdom (including Channel Islands)	70,869,172	50,376,472	88,378,865	55,924,970	97,054,546	1,83,77,898	1,21,25,813	2,07,08,888	1,29,81,495	209,58,234
Ceylon (excluding Maldives)	6,821	9,347	17,949	37,311	36,939	2,412	3,291	5,242	8,869	8,110
Straits Settlements	380,306	143,454	99,684	444,209	89,346	1,83,415	57,021	36,041	58,058	19,275
Hongkong	60,240	..	2,040	16,787	..	1,200
Other British Possessions	11,027	4,754	4,907	26,459	11,781	2,868	809	533	1,376	1,582
TOTAL BRITISH EMPIRE	71,347,566	51,084,027	88,503,295	56,412,949	97,192,612	1,90,83,330	1,21,86,934	2,07,51,994	1,80,40,823	2,09,87,201
Germany	165,998	26,179	26,572	11,445	..	60,312	13,625	2,919	1,441	..
Netherlands	1,233,525	969,477	587,906	10,011	37,966	5,51,922	3,62,179	2,10,567	3,435	10,261
France	21,360	6,531	517	641	401	10,238	5,216	632	812	568
Switzerland	75,061	47,842	38,020	417	20,678	30,669	15,218	14,936	374	9,060
Italy (including Fiume)	3,694,255	4,084,325	2,678,987	62	521,424	6,98,262	7,18,663	4,34,925	88	84,654
Iran	414	6,205	380,397	710	13,277	172	847	41,192	294	3,544
Japan	29,873,002	48,540,356	144,712,494	83,751,803	101,657,000	56,40,844	74,83,254	1,82,02,948	1,02,15,009	1,37,34,218
United States of America—										
Via Atlantic Coast	6,057	213,945	40,183	5,794	234,962	2,237	46,610	11,565	6,207	47,200
" Pacific "	79	233	25	34
Other Foreign Countries	25,944	22,778	24,734	35,661	39,142	10,734	7,184	4,154	6,758	8,900
TOTAL FOREIGN COUNTRIES	35,143,695	53,878,138	148,439,810	83,816,544	102,525,083	70,00,465	86,52,795	1,89,23,828	1,02,84,823	1,38,98,439
Share of Bengal	26,132,951	22,079,414	42,986,175	21,922,353	41,709,460	53,82,737	39,24,943	65,41,000	34,13,464	66,25,413
" Bombay	32,980,047	27,669,530	97,719,812	73,669,039	82,035,681	21,47,584	50,94,131	1,51,99,343	1,13,27,737	1,36,01,256
" Sind	26,320,430	33,792,560	51,612,669	20,480,757	39,706,357	61,55,978	70,17,593	94,51,189	37,38,645	69,98,622
" Madras	1,339,427	133,283	5,164,538	4,425,376	6,319,435	4,34,367	32,348	9,37,805	9,69,622	14,38,434
" Burma	19,778,356	21,337,393	39,469,111	19,732,063	29,446,762	59,61,579	47,00,192	74,96,135	37,34,676	62,21,310
TOTAL	106,491,261	104,912,165	236,943,105	140,229,493	1,99,717,695	2,60,83,795	2,03,39,729	3,96,75,822	2,32,84,151	3,48,85,640
Dyed Goods—										
Cambrics, including Madapolams, Muslins, Mulls and Jaconets (III P)—										
United Kingdom (including Channel Islands)	11,068,487	12,560,762	29,074,875	27,007,130	34,627,682	26,12,456	26,77,549	59,59,353	50,15,018	63,49,122
Other British Possessions	1,745	3,271	5,501	1,268	3,802	906	1,375	1,903	494	1,479
TOTAL BRITISH EMPIRE	11,070,232	12,564,033	29,079,376	27,008,398	34,631,484	26,13,362	26,78,924	59,61,256	50,15,512	63,50,601
Netherlands	427,974	265,061	16,500	2,556	..	1,69,951	82,228	6,785	626	..
France	10,278	132,355	24,786	3,830	..	6,719	55,483	17,435	2,333	..
Switzerland	379,524	1,453,482	3,131,102	80,526	65,665	1,99,845	6,15,345	13,16,138	43,191	19,683
Italy (including Fiume)	58,167	331,353	156,800	600	..	19,994	1,89,227	70,754	183	..
Austria	114,925	53,947	502,999	474	5,033	29,240	25,496	2,08,417	494	1,756
Japan	75,424	11,365	57,104	329,155	220,949	12,966	1,752	4,752	41,872	52,043
United States of America—										
Via Atlantic Coast	2,689,891	1,398,059	304,142	31,729	19,254	8,12,065	3,45,132	81,322	7,271	3,286
Other Foreign Countries	18,771	16,749	4,308	347	1,118	5,429	6,031	2,217	561	834
TOTAL FOREIGN COUNTRIES	3,724,464	3,662,871	4,207,741	449,217	312,019	12,56,209	12,90,693	17,07,723	96,531	77,575

ARTICLES, AND COUNTRIES OF CONSIGNMENT; ALSO SHARE OF EACH PROVINCE	QUANTITY					VALUE				
	1930-31	1931-32	1932-33	1933-34	1934-35	1930-31	1931-32	1932-33	1933-34	1934-35
	Yards	Yards	Yards	Yards	Yards	R	R	R	R	R
Textiles—continued										
Cotton—continued										
Manufactures—continued										
Piecegoods—continued										
Coloured, Printed or Dyed—contd.										
Dyed Goods—continued										
Cambrics, including Madapolams, Mullins, Mulls and Jaconets (Ill. P)—continued										
Share of Bengal	2,313,978	2,673,960	6,896,179	6,131,433	6,323,079	6,42,592	9,21,791	12,43,290	11,03,285	10,30,928
“ Bombay	5,153,907	5,249,552	10,950,345	2,123,069	11,522,604	13,25,204	15,06,272	20,57,532	16,23,465	23,41,261
“ Sind	4,663,847	5,244,227	10,276,952	7,177,245	9,782,224	11,65,161	10,92,392	20,59,260	12,49,792	16,20,122
“ Madras	1,977,543	1,633,947	4,190,123	5,350,252	6,527,336	4,95,675	3,55,117	9,02,769	9,55,726	13,91,200
“ Burma	780,817	325,553	1,174,012	718,512	623,230	2,20,222	87,222	2,92,727	1,50,275	1,24,207
TOTAL	14,704,686	16,220,904	33,227,617	27,457,615	34,942,503	33,60,571	39,69,617	76,68,264	51,12,043	64,28,127
Chadars (Ill. P)—										
TOTAL BRITISH EMPIRE	25	880	2	574	..
TOTAL FOREIGN COUNTRIES	2,400	2,529
Share of Bengal	220	2,400	574	2,529
“ Bombay	25	2
TOTAL	25	880	2,400	2	574	2,529
Checks, Spots and Stripes (Ill. P)—										
United Kingdom (including Channel Islands)	4,062,770	1,751,192	5,089,418	5,651,911	6,202,918	15,24,672	5,93,976	18,22,542	20,77,066	2,227,742
Other British Possessions	1,225	691	2,125	11,101	2,650	1,222	284	2,722	4,764	2,022
TOTAL BRITISH EMPIRE	4,064,105	1,751,883	5,091,543	5,663,012	6,205,568	15,25,894	5,94,260	18,25,264	20,81,830	2,229,764
Netherlands	44,141	2,122	2,091	20,122	5,429	642
Belgium	12,271	175	2,124	122	..
Switzerland	17,525	622	..	6,072	242
Italy (including Fiume)	19,236	62,975	20,264	7,610	44,224	6,540
Austria	10,242	6,199
Iran	50,592	10,420	11,045	2,422
Japan	422,611	260,905	1,052,549	460,062	292,042	1,12,410	26,179	2,02,002	22,644	55,002
Other Foreign Countries	6,522	422	..	2,022	120	2,422	422	..	1,225	24
TOTAL FOREIGN COUNTRIES	519,419	449,900	1,064,775	512,297	307,264	1,55,774	1,42,922	2,19,264	1,02,102	68,547
Share of Bengal	1,227,207	230,222	1,742,222	1,422,222	1,542,222	4,21,112	1,70,222	4,62,222	4,70,097	4,42,122
“ Bombay	1,322,442	699,522	2,022,222	2,222,222	2,192,222	5,71,022	3,12,099	9,21,422	10,22,522	10,22,222
“ Sind	32,222	22,222	242,222	122,222	142,222	11,222	17,222	40,222	22,222	22,222
“ Madras	422,611	222,222	402,222	742,222	622,222	1,22,222	72,222	1,22,022	2,12,222	1,22,222
“ Burma	1,502,222	502,222	1,742,222	1,602,222	2,092,222	5,56,022	1,52,222	4,92,222	4,27,222	5,70,222
TOTAL	4,522,222	2,201,222	6,104,222	6,175,009	6,602,022	17,41,609	7,27,222	20,44,700	21,22,012	22,00,222
Dhatis (Ill. P)—										
United Kingdom (including Channel Islands)	29,194	69,127	162,042	22,222	122,604	10,022	14,124	20,222	5,121	22,222
Ceylon (including Maldives)	40	10	..
TOTAL BRITISH EMPIRE	29,194	69,127	162,042	22,222	122,604	10,022	14,124	20,222	5,121	22,222
TOTAL FOREIGN COUNTRIES	11,702	760	2,022	122
Share of Bengal	34,222	20,100	12,222	56,700	..	7,122	10,442	2,222	2,122
“ Bombay	242	1,222	6,722	642	1,022	1,442
“ Madras	22,222	11,222	22,222	12,222	122,222	7,522	3,422	12,222	2,222	22,222
“ Burma	12,222	22,222	17,222	222	..	2,422	3,422	2,222	422	..
TOTAL	29,194	69,127	162,042	40,222	122,604	10,022	14,124	20,222	7,220	27,012
Drills and Jeans (Ill. P)—										
United Kingdom (including Channel Islands)	2,522,192	2,124,127	1,891,772	2,290,222	2,300,122	11,61,159	7,21,122	6,20,001	8,79,722	9,10,122
Other British Possessions	14,022	..	12,760	14,412	2,400	2,244	..	2,107	2,522	262
TOTAL BRITISH EMPIRE	2,536,214	2,124,127	1,904,532	2,404,634	2,302,522	11,63,403	7,21,122	6,22,108	8,82,222	9,10,384

No. 10—continued

ARTICLES, AND COUNTRIES OF CONSIGNMENT; ALSO SHARE OF EACH PROVINCE	QUANTITY					VALUE				
	1930-31	1931-32	1932-33	1933-34	1934-35	1930-31	1931-32	1932-33	1933-34	1934-35
Textiles—continued										
Cotton—continued						R	R	R	R	R
<i>Manufactures—continued</i>										
<i>Piecegoods—continued</i>										
<i>Coloured, Printed or Dyed—continued</i>										
<i>Dyed goods—continued</i>										
<i>Drills and Jeans (III. P)—continued</i>	Yards	Yards	Yards	Yards	Yards					
Poland (including Danzig)	28,134	10,832
Netherlands	54,158	12,000	17,467	2,314
Switzerland	17,023	7,014
Italy (including Fiume)	2,132	..	4,256	..	28,436	1,188	..	1,174	..	18,699
China (exclusive of Hongkong and Macao)	..	900	12,000	60,000	619,200	..	187	2,322	6,808	1,04,839
Japan	4,813,178	6,071,539	8,107,008	6,225,992	4,742,600	10,86,338	12,04,509	12,37,751	8,98,108	8,36,660
Other Foreign Countries	128	2,879	1,073	13,628	5,057	344	2,115	3,330	1,684	3,945
TOTAL FOREIGN COUNTRIES	4,869,596	6,087,218	8,158,459	6,299,620	5,412,316	11,05,332	12,09,125	12,63,909	9,07,598	9,66,157
<i>Share of Bengal</i>	1,148,279	2,671,773	4,377,720	2,976,997	2,588,193	2,69,770	6,51,367	6,97,137	4,91,695	4,30,318
<i>Bombay</i>	2,014,138	1,974,710	2,342,963	3,409,952	2,640,702	9,39,426	6,30,827	7,01,651	7,23,025	9,02,818
<i>Sind</i>	223,490	330,208	432,633	438,312	748,377	53,280	70,496	88,028	65,269	2,41,489
<i>Madras</i>	935,589	371,453	110,730	533,296	113,958	2,44,446	1,20,124	32,585	1,07,450	36,918
<i>Burma</i>	3,146,321	2,373,202	2,794,946	2,346,863	1,624,643	7,62,313	5,67,540	4,21,516	3,39,430	2,56,127
TOTAL	7,468,817	8,221,345	10,058,992	8,704,420	7,715,872	22,69,735	19,40,254	19,47,917	17,90,919	18,76,670
Embroidered allovers (III. P)					Yards.					
(a)—United Kingdom (including Channel Islands)	—	—	—	—	148,663	—	—	—	—	133,224
France	—	—	—	—	177,098	—	—	—	—	66,298
Switzerland	—	—	—	—	2,825,553	—	—	—	—	10,04,061
Italy (including Fiume)	—	—	—	—	425,691	—	—	—	—	1,62,407
Austria	—	—	—	—	506,874	—	—	—	—	1,95,500
Other Foreign Countries	—	—	—	—	28,701	—	—	—	—	10,876
TOTAL FOREIGN COUNTRIES	—	—	—	—	3,959,517	—	—	—	—	14,39,142
<i>Share of Bengal</i>	—	—	—	—	996	—	—	—	—	364
<i>Bombay</i>	—	—	—	—	3,571,847	—	—	—	—	12,91,196
<i>Sind</i>	—	—	—	—	506,464	—	—	—	—	1,73,012
<i>Madras</i>	—	—	—	—	23,873	—	—	—	—	7,794
TOTAL	—	—	—	—	4,103,180	—	—	—	—	14,72,366
Flannel and Flannelettes (III. P)—	Yards	Yards	Yards	Yards	Yards					
United Kingdom (including Channel Islands)	17,768	268,631	57,817	142,195	600,741	8,000	55,357	13,831	37,898	1,30,168
Other British Possessions	18,000	614	4,500	116
TOTAL BRITISH EMPIRE	35,768	269,245	57,817	142,195	600,741	12,500	55,473	13,831	37,898	1,30,168
Italy (including Fiume)	259,139	29,893	100,844	43,865	22,084	55,141	6,634	18,732	14,071	5,912
Japan	2,367,857	4,538,599	7,828,910	1,386,299	2,079,205	4,37,724	8,25,938	10,46,858	1,83,993	3,26,901
Other Foreign Countries	1,904	6,113	1,800	202	..	2,075	3,160	1,074	803	..
TOTAL FOREIGN COUNTRIES	2,627,900	4,574,605	7,931,614	1,430,366	2,101,289	4,94,940	8,35,730	10,66,464	1,98,867	3,32,818
<i>Share of Bengal</i>	959,231	2,332,942	3,386,239	473,190	1,258,110	1,75,842	4,36,019	4,66,999	64,757	2,11,225
<i>Bombay</i>	413,738	1,110,143	1,904,453	644,008	558,969	86,928	2,03,260	2,51,992	35,116	39,063
<i>Sind</i>	468,776	669,327	1,264,712	360,293	254,337	94,658	1,19,726	1,92,413	74,347	65,481
<i>Madras</i>	23,820	10	84,752	1,065	15,361	5,173	45	13,747	516	3,721
<i>Burma</i>	799,103	741,428	1,349,275	94,000	615,353	1,44,899	1,32,154	1,55,145	12,639	93,486
TOTAL	2,663,668	4,843,850	7,989,431	1,572,561	2,792,030	5,07,500	8,91,293	10,80,296	2,36,765	4,62,981

(a) Separately recorded from 1934-35.

ARTICLES, AND COUNTRIES OF CONSIGNMENT; ALSO SHARE OF EACH PROVINCE	QUANTITY					VALUE				
	1930-31	1931-32	1932-33	1933-34	1934-35	1930-31	1931-32	1932-33	1933-34	1934-35
Textiles—continued										
Cotton—continued										
Manufactures—continued										
Piece goods—continued										
Coloured, Printed, or Dyed—continued										
Dyed goods—continued										
Italian Cloth and Satens (III. P)—	Yards	Yards	Yards	Yards	Yards					
United Kingdom (including Channel Islands)	9,029,577	10,764,890	20,072,367	9,912,316	20,212,902	21,48,609	21,74,654	51,18,391	21,82,178	48,44,198
Other British Possessions	5,934	..	12,333	153	7,800	2,960	..	3,288	33	1,282
TOTAL BRITISH EMPIRE	9,035,511	10,764,890	20,084,700	9,912,469	20,220,702	21,51,569	21,74,654	51,22,279	21,82,211	48,45,480
Switzerland	20,329	3,427	28,134	9,786	1,156	18,026
Italy (including Fiume)	755,511	932,860	706,474	45,242	152,407	2,55,980	2,32,539	1,88,764	6,801	43,719
Austria	64,029	22,270	45,967	..	31,746	24,503	8,199	18,768	..	10,325
Japan	212,678	474,282	752,125	1,412,484	1,146,611	1,02,825	1,10,867	1,35,992	2,51,673	2,09,571
Other Foreign Countries	560	22,122	17,942	39	14,296	245	11,502	5,000	25	2,097
TOTAL FOREIGN COUNTRIES	1,152,107	1,462,661	1,560,648	1,452,765	1,351,180	2,03,289	4,14,298	2,64,545	2,59,309	2,66,486
Share of Bengal	2,769,731	3,214,467	6,217,273	3,161,852	6,518,886	3,20,961	19,48,326	13,62,436	6,16,516	12,51,244
" Bombay	3,739,522	3,459,259	7,522,275	6,909,492	5,909,181	11,42,598	19,02,029	22,76,222	11,29,719	29,62,441
" Sind	2,262,258	4,595,227	6,295,126	2,312,180	5,084,779	11,76,869	12,32,742	17,92,856	7,46,789	16,22,028
" Madras	357,292	122,269	892,425	122,711	492,926	1,21,422	24,770	2,22,465	22,200	1,06,447
" Burma	457,516	224,269	521,195	765,792	467,520	2,12,006	1,19,277	2,22,265	2,24,204	1,62,221
TOTAL	10,188,618	12,227,651	21,645,253	11,271,224	21,572,162	25,44,958	25,88,947	64,86,824	27,40,525	51,12,976
Lungs (III. P)—	Yards	Yards	Yards	Yards	Yards					
United Kingdom (including Channel Islands)	..	119,382	284,010	27,162	33,402	..	24,042	79,192	14,122	9,292
Other British Possessions	6,705	1,412	2,222	920	607	2,474	594	855	269	121
TOTAL BRITISH EMPIRE	6,705	120,794	286,232	28,082	34,010	2,474	24,636	80,047	14,391	10,113
Netherlands	22,469	7,724	7,904	2,121
Japan	..	62,900	226,264	125,292	10,600	52,520	29,714	..
TOTAL FOREIGN COUNTRIES	22,469	70,624	226,264	125,292	..	7,904	12,721	52,520	29,714	..
Share of Bengal	11,520	162,022	562,170	209,076	..	5,292	46,295	1,22,542	22,460	..
" Bombay	2,222	1,000
" Sind	10,249	2,120	2,612	712
" Madras	6,705	4,101	6,165	7,209	561	2,474	1,429	2,462	2,029	121
" Burma	..	146	..	7,200	21,269	..	39	..	2,222	2,221
TOTAL	29,174	197,330	572,656	222,485	34,010	10,278	48,878	1,22,617	44,111	10,113
Prints and Cbantz (III. P)—	Yards	Yards	Yards	Yards	Yards					
United Kingdom (including Channel Islands)	1,665,504	2,441,846	4,061,172	2,169,762	1,542,201	5,24,422	5,17,541	9,06,664	4,64,565	2,20,216
Other British Possessions	17,971	16,277	9,961	11,547	420	4,252	5,107	2,022	2,022	179
TOTAL BRITISH EMPIRE	1,683,475	2,458,123	4,071,133	2,181,309	1,542,621	5,28,674	5,22,648	9,08,686	4,66,587	2,20,395
Japan	280,145	621,024	452,642	252,292	205,602	72,562	91,105	49,922	20,759	52,725
Other Foreign Countries	9,166	1,527	1,220	270	402	5,747	721	674	246	579
TOTAL FOREIGN COUNTRIES	289,311	622,551	453,862	252,562	206,004	78,309	91,826	50,596	21,005	53,304
Share of Bengal	..	1,220,221	2,120,077	892,522	722,671	..	2,27,222	2,27,022	1,22,722	1,02,222
" Bombay	47,222	59,122	112,409	21,027	29,222	12,117	12,222	22,422	17,122	22,222
" Sind	1,022	5,222	2,222	220	4,222	202	2,222	2,122	120	2,222
" Madras	1,709,757	1,122,768	2,222,202	1,422,219	1,122,114	5,27,220	2,42,211	5,72,000	2,02,222	2,02,222
" Burma	271,741	72,161	24,276	12,212	22,222	72,222	27,222	12,121	12,766	12,121
TOTAL	2,072,786	2,080,684	4,531,157	2,422,871	2,054,222	6,12,100	6,14,674	9,60,282	4,98,655	2,22,222

No. 10—continued

ARTICLES, AND COUNTRIES OF CONSIGNMENT; ALSO SHARE OF EACH PROVINCE	QUANTITY					VALUE				
	1930-31	1931-32	1932-33	1933-34	1934-35	1930-31	1931-32	1932-33	1933-34	1934-35
Textiles—continued										
Cotton—continued										
Manufactures—continued										
Piece goods—continued										
Coloured, Printed, or Dyed—continued										
Dyed goods—continued										
Sarries and Scarves (III. P)—	Yards	Yards	Yards	Yards	Yards					
United Kingdom (including Channel Islands)	2,588,784	822,488	1,110,237	1,956,910	1,458,180	7,87,864	2,05,197	2,65,517	3,82,060	2,86,552
Other British Possessions	14,208	9,916	11,185	821	204	2,702	3,497	2,889	203	78
TOTAL BRITISH EMPIRE	2,607,992	832,899	1,121,422	1,957,731	1,458,384	7,90,566	2,08,694	2,68,406	3,82,263	2,86,630
Netherlands	64,048	31,164	22,076	8,475
France	..	12,825	18,728	4,819	6,065
Switzerland	..	22,274	19,058	9,821	10,760
Italy (including Fiume)	6,114	8,160	11,712	3,437	3,627	5,298
Austria	49,480	2,028	22,075	1,425	..
Japan	..	23,886	10,800	79,925	5,755	1,590	8,787	..
Other Foreign Countries	54	25
TOTAL FOREIGN COUNTRIES	70,162	97,818	105,737	82,953	..	25,513	32,497	45,808	10,162	..
Share of Bengal	475,691	554,221	376,950	1,369,950	1,300,336	1,23,087	1,47,329	82,438	2,12,999	2,25,522
„ Bombay	14,900	40,374	125,853	7,409	68,687	6,277	16,678	53,771	3,081	14,526
„ Sind	6,114	2,394	3,437	1,589
„ Madras	2,160,207	333,228	724,356	762,385	189,361	6,69,798	75,595	1,78,000	1,76,236	46,462
„ Burma	11,242	440	..	3,480	110	..
TOTAL	2,668,154	930,217	1,227,159	2,040,684	1,458,384	8,16,079	2,41,191	3,14,209	3,92,425	2,86,630
Shirtings (III. P)—	Yards	Yards	Yards	Yards	Yards					
United Kingdom (including Channel Islands)	12,835,224	8,551,684	12,818,149	9,897,879	10,310,392	27,96,800	16,58,895	23,55,012	20,19,885	22,47,513
Straits Settlements	37,434	97,739	44,070	72,605	123,452	19,330	35,537	13,213	12,120	19,289
Hongkong	90,609	23,190	61,410	2,489	88,353	26,235	7,052	20,641	800	8,440
Other British Possessions	1,082	726	9,917	8,502	1,600	352	242	400	1,777	392
TOTAL BRITISH EMPIRE	12,965,249	8,673,339	12,933,555	9,981,475	10,523,797	28,42,717	17,01,826	23,89,356	20,34,582	22,75,634
Netherlands	2,677,854	880,164	1,139,315	121,051	151,470	8,38,659	2,29,818	2,69,631	29,212	42,240
Italy (including Fiume)	36,580	33,018	158,915	33	2,724	7,215	9,793	38,200	10	2,737
China (exclusive of Hongkong and Macao)	514	35,868	50,073	64,408	12,056	189	4,986	9,135	8,894	2,074
Japan	9,445,449	11,520,862	15,385,506	8,126,498	6,118,053	14,94,108	15,89,121	19,00,788	9,10,418	7,01,322
Other Foreign Countries	3,010	5,898	5,673	12,648	13,399	2,136	3,681	3,465	3,590	3,281
TOTAL FOREIGN COUNTRIES	12,163,407	12,475,810	16,787,572	8,323,628	6,297,702	23,42,307	18,37,354	22,21,219	9,62,119	7,51,654
Share of Bengal	4,905,537	2,630,078	6,597,659	3,441,522	2,132,610	9,33,967	4,41,545	9,35,551	4,53,228	3,29,654
„ Bombay	5,638,953	4,286,063	6,401,572	4,986,063	3,387,950	12,25,242	7,92,494	10,35,710	9,93,038	8,56,441
„ Sind	3,807,772	3,179,400	4,430,702	3,371,251	4,962,490	8,35,958	6,03,596	8,62,427	6,40,032	9,61,320
„ Madras	814,904	895,566	1,214,789	1,111,772	611,664	1,37,353	1,24,034	1,61,293	1,48,368	77,595
„ Burma	9,961,490	10,168,042	11,028,405	5,394,496	5,226,785	20,52,499	15,77,511	16,15,594	7,52,035	8,02,278
TOTAL	25,128,656	21,149,149	29,671,127	18,305,103	16,821,499	51,85,024	35,39,180	46,10,575	29,86,701	30,27,288
Twills (III. P)—	Yards	Yards	Yards	Yards	Yards					
United Kingdom (including Channel Islands)	6,668,551	8,671,656	9,699,155	9,147,123	12,789,840	24,01,801	20,91,489	27,82,654	26,91,513	40,30,834
Other British Possessions	860	30	2,648	8,100	..	478	20	883	1,543	..
TOTAL BRITISH EMPIRE	6,669,411	8,671,686	9,701,803	9,155,223	12,789,840	24,02,279	20,91,509	27,83,537	26,93,056	40,30,834

ARTICLES AND COUNTRIES OF CONSIGNMENT; ALSO SHARE OF EACH PROVINCE	QUANTITY					VALUE				
	1930-31	1931-32	1932-33	1933-34	1934-35	1930-31	1931-32	1932-33	1933-34	1934-35
Texiles—continued										
Cotton—continued										
Manufactures—continued										
Piecegoods—continued										
Coloured, Printed, or Dyed—continued										
Dyed goods—continued										
Twill (III. P)—continued	Yards	Yards	Yards	Yards	Yards					
Italy (including Fiume)	1,357,684	1,485,111	1,387,875	159,425	124,179	6,08,010	4,74,785	4,19,848	44,173	54,534
China (exclusive of Hongkong and Macao)	48,000	3,019
Japan	2,098,601	2,004,478	4,935,917	2,252,130	1,269,290	5,16,447	6,16,379	2,17,554	5,33,494	1,90,247
Other Foreign Countries	13,973	10,325	24,823	1,221	..	3,093	2,914	7,544	1,510	..
TOTAL FOREIGN COUNTRIES	3,470,258	4,509,914	6,298,615	2,442,776	1,443,379	11,37,550	10,94,078	12,44,946	5,79,177	2,32,800
Share of Bengal	1,496,618	1,766,778	1,991,061	1,566,469	2,293,786	3,71,937	3,32,293	3,56,397	2,33,717	6,63,163
.. Bombay	4,029,939	2,322,225	5,522,999	5,456,597	6,099,927	16,74,944	19,46,574	17,76,204	16,44,337	19,23,496
.. Sind	2,697,993	6,326,340	5,163,349	2,240,607	3,619,342	6,33,122	11,99,419	10,23,277	5,69,854	2,54,398
.. Madras	205,426	212,713	499,257	794,414	379,373	83,343	1,92,654	1,43,229	2,39,659	1,56,166
.. Burma	1,399,692	1,846,944	2,359,791	2,029,359	1,237,791	7,26,964	4,63,641	6,93,696	3,26,966	6,55,893
TOTAL	10,139,969	12,151,900	16,000,418	12,597,999	14,222,919	35,12,919	31,85,667	39,98,488	32,72,333	42,63,634
Woven Lungis and Sarongs (III. P)—	Yards	Yards	Yards	Yards	Yards					
United Kingdom (including Channel Islands)	67,048	107,465	32,625	6,820	17,276	26,492	25,735	11,445	1,568	7,296
Other British Possessions	66	489	1,972	2,993	135	39	330	1,024	483	77
TOTAL BRITISH EMPIRE	67,114	107,954	34,597	9,723	17,411	26,531	26,065	12,469	2,051	7,373
Netherlands	138,888	170,679	697	64,020	26,251	364
Japan	13,440	256,430	2,92,343	774,215	121,068	5,312	61,368	70,292	1,23,402	22,328
Other Foreign Countries	1,218	380	1,816	153	187	855	126	649	101	112
TOTAL FOREIGN COUNTRIES	153,546	427,489	295,256	774,368	121,255	70,188	97,745	71,215	1,23,503	22,440
Share of Bengal	153,612	472,148	329,982	729,643	12,000	69,662	1,11,222	61,194	1,16,757	1,523
.. Bombay	21,979	27,927	71,399	53,994	25,416	3,315	7,231	16,118	9,440	5,719
.. Madras	39	..	400	735	..	18	..	399	193	..
.. Burma	46,368	35,368	19,162	294	161,250	12,722	15,661	6,392	159	22,532
TOTAL	220,660	535,443	429,953	784,091	198,666	96,719	1,38,810	83,684	1,25,554	29,893
Unspecified descriptions (III. P)—	Yards	Yards	Yards	Yards	Yards					
United Kingdom (including Channel Islands)	2,173,570	6,924,322	10,326,761	8,145,733	11,725,335	33,35,587	29,49,197	32,67,767	20,05,533	27,72,981
Ceylon (excluding Maldives)	271,554	225,226	140,842	52,813	104,697	1,12,679	94,952	52,167	18,522	26,516
Straits Settlements	143,768	149,118	60,289	71,185	97,584	70,122	47,875	22,771	21,836	26,229
Hongkong	225,381	7,723	55,750	5,292	540	68,166	2,618	16,197	1,185	257
Union of South Africa	6,138	5,072	4,284	2,272	2,244	5,099	5,072	4,318	2,272	2,044
Kenya Colony	17,041	7,279	3,853	4,678	1,279	12,739	7,289	2,489	4,678	1,279
Other British Possessions	4,188	2,900	3,404	1,354	1,199	2,770	3,010	2,492	1,840	1,144
TOTAL BRITISH EMPIRE	2,841,635	7,892,245	10,608,683	8,228,377	11,934,288	36,08,013	31,99,518	39,69,191	20,51,276	28,31,841

No. 10—continued

ARTICLES, AND COUNTRIES OF CONSIGNMENT; ALSO SHARE OF EACH PROVINCE	QUANTITY					VALUE				
	1930-31	1931-32	1932-33	1933-34	1934-35	1930-31	1931-32	1932-33	1933-34	1934-35
Textiles—continued						R	R	R	R	R
Cotton—continued										
Manufactures—continued										
Piece goods—continued										
Coloured, Printed, or Dyed— continued										
Dyed goods—continued										
Unspecified descriptions (III. F)—continued	Yards	Yards	Yards	Yards	Yards					
Germany	148,847	171,742	80,832	3,656	39,796	94,524	1,18,809	69,924	3,403	11,463
Netherlands	48,499	105,681	81,918	25,962	20,073	18,519	47,972	31,761	8,502	6,860
Belgium	18,412	16,713	29,743	5,319	33,436	18,877	14,145	10,950	4,002	25,463
France	4,613	1,277	1,225	2,493	884	8,866	2,284	3,215	6,462	2,723
Switzerland	25,051	8,821	36,700	4,142	76,422	19,783	5,974	19,669	2,632	27,422
Italy (including Fiume)	331,259	502,274	668,985	72,311	164,047	1,53,963	1,62,884	1,97,808	32,563	64,612
Austria	3,451	11,141	4,095	900	11,269	2,466	6,343	2,008	300	8,094
China (exclusive of Hongkong and Macao)	38,160	49,546	19,144	1,533	14,939	10,585	6,573	2,673	1,249	2,344
Japan	3,507,311	1,693,732	4,272,617	2,335,556	1,908,473	6,89,904	4,92,161	10,04,479	5,17,032	4,35,524
Portuguese East Africa	1,562	819	519	23,124	30	1,476	819	519	7,491	30
United States of America— <i>Vid Atlantic Coast</i>	132,953	128,850	141,567	38,710	237,350	74,314	48,961	34,532	8,075	55,517
<i>" Pacific "</i>	10	55	..	9	..	13	22	..	6
Other Foreign Countries	20,973	6,416	15,323	4,361	2,791	11,981	3,613	6,494	4,434	1,231
TOTAL FOREIGN COUNTRIES	4,231,091	2,702,072	5,352,723	2,568,617	2,560,119	11,05,433	9,11,061	13,93,099	5,96,305	6,92,094
<i>Share of Bengal</i>	6,644,413	6,545,346	9,564,774	6,343,833	3,373,736	25,30,876	37,43,100	34,41,377	22,18,023	29,66,036
<i>" Rombay</i>	2,115,173	1,254,237	2,463,424	1,316,933	3,912,390	6,95,713	4,46,301	6,39,746	5,26,934	10,15,063
<i>" Sind</i>	171,315	299,753	316,351	153,940	317,909	73,315	1,02,933	1,96,067	46,433	74,712
<i>" Madras</i>	927,610	316,443	799,755	1,431,006	506,157	4,26,252	3,01,947	2,98,993	4,80,366	1,76,313
<i>" Burma</i>	3,263,210	1,173,03	2,307,105	1,055,333	334,115	9,32,495	4,25,793	7,36,012	3,95,775	2,30,306
TOTAL	13,122,726	10,094,317	15,956,409	10,351,994	14,494,357	47,13,451	40,20,574	53,62,200	36,47,531	46,23,435
Total Dyed Goods—										
United Kingdom (including Channel Islands)	Yards	Yards	Yards	Yards	Yards					
United Kingdom (including Channel Islands)	59,796,673	55,197,573	94,094,910	76,495,145	102,246,993	1,84,08,113	1,47,38,991	2,33,63,597	1,00,76,900	2,51,77,919
Ceylon (excluding Maldives)	299,995	237,632	143,260	67,607	115,196	1,17,699	95,604	54,352	17,267	30,722
Straits Settlements	214,908	276,501	133,001	174,333	229,374	1,01,235	93,044	45,496	43,457	47,753
Hongkong	335,279	31,213	142,707	21,134	95,903	99,534	9,801	43,666	5,323	9,963
Union of South Africa	6,133	5,072	4,234	2,272	3,244	5,009	5,072	4,213	2,272	2,944
Kenya Colony	17,041	7,279	3,353	4,673	1,379	12,739	7,259	3,439	4,673	1,379
Other British Possessions	5,573	3,572	14,130	1,354	1,340	5,040	3,760	3,332	1,340	1,134
TOTAL BRITISH EMPIRE	59,675,612	55,308,347	95,146,195	76,767,613	102,693,329	1,37,49,369	1,49,53,561	2,40,18,640	1,91,51,737	2,52,71,759
Poland (including Danzig)	23,134	10,332
Germany	168,006	192,092	105,041	9,431	46,041	1,05,742	1,31,097	83,496	7,715	13,862
Netherlands	3,490,330	1,437,042	1,242,671	149,569	171,543	11,87,725	4,17,066	3,09,641	33,340	49,100
Belgium	18,412	20,734	50,741	5,494	40,044	18,877	15,794	30,769	4,160	26,372
France	17,737	146,339	55,010	6,629	135,305	19,022	63,466	29,758	9,133	74,171
Switzerland	424,904	1,505,539	3,225,399	34,663	2,936,104	2,29,414	6,33,963	13,62,533	45,373	10,59,205
Italy (including Fiume)	2,326,040	3,402,243	3,166,452	321,476	927,563	11,13,344	11,43,763	9,47,713	97,001	3,27,620
Austria	105,046	91,778	602,541	4,402	554,922	62,965	41,713	2,51,263	2,219	2,15,375
Iran	15,236	8,623	9,333	50,765	10,654	2,942	4,725	1,945	12,096	2,614
China (exclusive of Hongkong and Macao)	38,674	36,229	32,207	127,977	700,245	10,774	11,757	14,274	21,016	1,13,410
Japan	23,452,694	23,661,562	43,545,364	24,912,995	13,479,433	45,31,291	50,96,722	65,25,236	36,16,973	29,51,053
Portuguese East Africa	1,562	819	519	23,124	30	1,476	819	519	7,491	30
United States of America— <i>Vid Atlantic Coast</i>	2,774,071	1,527,668	455,243	70,709	310,625	3,38,040	3,94,722	1,17,144	15,657	61,377
<i>" Pacific "</i>	10	55	..	9	..	13	22	..	6
Other Foreign Countries	22,003	26,300	16,315	23,530	13,243	12,241	10,490	6,743	9,147	7,021
TOTAL FOREIGN COUNTRIES	33,444,720	37,159,543	62,536,530	25,795,369	24,435,371	31,63,353	79,71,121	97,00,493	38,37,431	49,06,766

ARTICLES, AND COUNTRIES OF CONSIGNMENT; ALSO SHARE OF EACH PROVINCE	QUANTITY					VALUE				
	1930-31	1931-32	1932-33	1933-34	1934-35	1930-31	1931-32	1932-33	1933-34	1934-35
Textiles—continued										
Cotton—continued										
Manufactures—continued										
Piece goods—continued										
Coloured, Printed, or Dyed—continued										
Dyed goods—concluded										
Total Dyed Goods—continued	Yards	Yards	Yards	Yards	Yards					
Share of Bengal	22,067,517	27,129,004	44,141,922	22,639,397	23,519,695	64,32,167	73,45,312	86,96,360	62,62,244	76,77,967
" Bombay	24,518,702	21,619,983	29,371,163	20,926,319	43,496,333	76,99,321	49,77,750	1,02,55,999	78,51,928	1,15,24,369
" Sind	14,358,328	20,548,248	22,926,433	16,770,143	25,408,534	41,10,626	45,91,998	62,57,928	33,84,911	66,32,510
" Madras	9,821,909	5,326,309	11,251,369	12,179,920	10,399,214	22,92,479	14,26,016	26,33,379	26,93,475	23,29,444
" Burma	22,055,976	17,844,261	22,241,902	14,037,803	13,305,229	57,21,129	22,74,707	47,30,415	22,48,469	29,24,314
TOTAL	93,120,352	92,968,890	147,732,725	102,568,462	127,129,200	2,09,12,222	2,29,24,632	3,27,19,132	2,30,39,218	3,01,78,525
Woven coloured goods—										
Cambrics, (including Madapolams, Muslins, Mulls and Jaconets (III. F)—	Yards	Yards	Yards	Yards	Yards					
United Kingdom (including Channel Islands)	430,003	125,457	269,611	422,858	1,107,112	1,45,007	25,564	1,11,590	1,12,619	2,99,422
Straits Settlements	75	50
TOTAL BRITISH EMPIRE	430,078	125,457	269,611	422,858	1,107,112	1,45,057	25,564	1,11,590	1,12,619	2,99,422
Netherlands	22,250	..	20,906	8,852	..	7,194
France	4,714	904	15,222	3,162	1,080	9,895
Switzerland	69,207	23,484	44,241	2,123	7,069	61,152	18,757	24,281	2,666	4,722
Italy (including Fiume)	12,940	2,937	14,229	1,000	..	11,661	2,407	7,551	246	..
Austria	14,008	5,243	2,768	6,820	2,203	1,363	..
Other Foreign Countries	18,295	7,762	6,472	..	10,390	5,722	4,618	2,120	..	4,791
TOTAL FOREIGN COUNTRIES	129,406	50,235	106,019	6,908	17,470	90,580	28,691	54,554	4,279	9,544
Share of Bengal	391,972	105,214	245,292	227,060	321,962	1,32,495	69,929	1,14,235	62,157	1,29,447
" Bombay	112,431	6,226	74,455	102,119	76,257	55,752	1,225	32,099	31,756	19,472
" Sind	33,955	144,869	2,924	87,343
" Madras	61,221	12,000	..	1,940	4,926	14,921	2,252	..	326	1,758
" Burma	22,225	22,225	22,225	22,225	22,225	22,225	22,225	22,225	22,225	22,225
TOTAL	559,484	175,692	475,630	429,764	1,124,592	2,36,627	69,255	1,66,144	1,16,898	3,08,967
Chadars (III. F)—	Yards	Yards	Yards	Yards	Yards					
TOTAL BRITISH EMPIRE	14,029	429	2,026	1,695	210	785
TOTAL FOREIGN COUNTRIES	8,998	3,570
Share of Bengal	14,029	1,695
" Bombay	429	2,026	..	8,998	..	210	785	..	3,570
TOTAL	14,029	429	2,026	..	8,998	1,695	210	785	..	3,570
Checks, Spots and Stripes (III. F)—	Yards	Yards	Yards	Yards	Yards					
United Kingdom (including Channel Islands)	4,729,051	1,077,724	2,517,809	2,494,922	1,764,484	19,77,644	2,72,062	12,12,738	10,88,865	6,60,648
Other British Possessions	1,349	1,902	..	1,860	13,800	499	590	..	246	2,206
TOTAL BRITISH EMPIRE	4,730,400	1,079,626	2,517,809	2,496,782	1,778,284	20,27,143	2,72,652	12,12,738	10,89,111	6,62,854

No. 10—continued

ARTICLES, AND COUNTRIES OF CONSIGNMENT; ALSO SHARE OF EACH PROVINCE	QUANTITY					VALUE				
	1930-31	1931-32	1932-33	1933-34	1934-35	1930-31	1931-32	1932-33	1933-34	1934-35
Textiles—continued						R	R	R	R	R
Cotton—continued										
Manufactures—continued										
Piecegoods—continued										
Coloured, Printed, or Dyed— continued										
Woven coloured goods—continued	Yards	Yards	Yards	Yards	Yards					
Checks, Spots and Stripes (III. P)—continued										
Belgium	5,894	28,507	13,398	4,301	18,392	9,086
Italy (including Fiume)	167,170	44,933	13,708	67,288	11,621	5,584
Japan	2,610,032	1,277,247	1,305,406	657,449	659,793	5,09,511	2,67,916	2,41,076	1,31,176	1,19,220
Other Foreign Countries	18,189	60	7,595	2,602	2,435	9,418	45	3,840	1,333	2,197
TOTAL FOREIGN COUNTRIES	2,801,285	1,350,747	1,840,107	660,111	672,228	5,89,513	2,97,974	2,50,586	1,32,509	1,21,417
Share of Bengal	2,692,304	724,111	855,387	319,593	1,156,367	6,65,361	1,62,133	2,03,973	2,05,932	2,22,307
“ Bombay	3,596,301	551,712	2,181,064	1,765,337	615,716	14,05,390	1,50,655	7,11,748	5,60,410	3,02,007
“ Sind	6,991
“ Madras	32,028	10,260	30,854	32,864	..	16,245	5,945	8,395	6,318	2,218
“ Burma,	1,210,952	1,144,290	1,300,611	1,538,620	691,438	4,80,570	3,51,393	5,43,204	4,43,410	1,58,233
TOTAL	7,531,585	2,430,872	4,857,916	4,156,414	2,470,512	25,67,566	6,70,626	14,72,319	12,16,620	6,85,265
Coatings and Trouserings in- cluding Cashmeres, Serges and Tweeds (III. P)—	Yards	Yards	Yards	Yards	Yards					
United Kingdom (including Channel Islands)	1,019,015	760,562	1,185,120	1,261,691	2,204,306	6,27,681	3,87,572	6,35,716	6,89,326	11,04,363
Other British Possessions	7,900	12	1,640	14,400	4,723	2,061	11	303	2,472	1,371
TOTAL BRITISH EMPIRE	1,026,915	760,574	1,186,760	1,276,091	2,209,029	6,29,742	3,87,583	6,36,019	6,91,798	11,06,724
Poland (including Danzig)	11,562	1,965	23,286	4,798	1,055	21,148
Germany	18,397	14,463	7,995	995	142	10,355	5,409	5,789	756	31
Netherlands	24,217	12,518	..	696	..	13,088	4,384	..	388	..
Belgium	258,331	57,110	93,490	5,798	19,008	2,05,156	32,924	55,951	3,697	12,573
France	4,565	1,008	1,393	1,613	786	5,689	856	2,208	2,409	1,217
Switzerland	2,770	4,062	..	4,451	..	2,067	6,560	..	3,308
Italy (including Fiume)	1,080,420	1,239,183	981,042	59,111	270,762	5,99,811	4,54,516	3,88,038	26,980	1,45,974
Iraq	12,887	6,525
Japan	203,185	299,113	1,080,195	1,169,991	981,491	57,418	82,073	2,20,928	2,23,454	2,11,509
Other Foreign Countries	6,352	11,853	837	100	4,990	4,561	6,442	571	98	457
TOTAL FOREIGN COUNTRIES	1,607,059	1,646,870	2,192,800	1,237,304	1,231,630	9,00,866	5,96,258	7,01,188	2,57,777	3,75,069
Share of Bengal	667,517	404,293	762,354	963,238	1,313,386	2,22,079	1,40,799	2,26,005	2,16,965	3,64,337
“ Bombay	835,334	401,185	834,692	792,308	971,772	5,13,346	1,96,846	3,90,743	3,32,697	4,74,752
“ Sind	981,417	1,078,743	1,130,627	696,985	1,167,283	6,13,016	5,00,420	5,76,675	3,33,371	6,16,686
“ Madras	33	333	..	1,759	1,758	72	483	..	559	358
“ Burma	169,623	522,335	660,337	54,155	87,460	1,22,095	1,45,348	1,43,784	9,343	24,110
TOTAL	2,633,374	2,407,444	3,370,060	2,513,395	3,441,159	15,30,608	9,83,636	13,37,207	9,49,575	14,80,703
Dhutes (III. P)—	Yards	Yards	Yards	Yards	Yards					
United Kingdom (including Channel Islands)	103,301	25,110	152,021	85,131	68,247	38,700	6,151	36,515	19,842	12,399

ARTICLES AND COUNTRIES OF CONSIGNMENT; ALSO SHARE OF EACH PROVINCE	QUANTITY					VALUE				
	1930-31	1931-32	1932-33	1933-34	1934-35	1930-31	1931-32	1932-33	1933-34	1934-35
Textiles—continued										
Cotton—continued										
Manufactures—continued										
Piece goods—continued										
Coloured, Printed or Dyed—continued										
Woven coloured goods—continued										
Dhatis (III. F)—continued	Yards	Yards	Yards	Yards	Yards					
Japan	181,500	..	810	25,406	..	187
Share of Bengal	175,815	4,500	152,921	85,131	55,577	45,663	1,479	26,515	12,842	11,915
" Bombay	31,500	..	310	12,124	..	187
" Madras	6,822	5,930	1,714	2,187
" Burma	31,448	14,639	11,579	2,205	2,494	1,238
TOTAL	284,861	25,110	152,921	85,131	68,247	69,106	6,151	26,672	12,842	12,399
Drills and Jeans (III. F)—										
United Kingdom (including Channel Islands)	Yards	Yards	Yards	Yards	Yards					
Straits Settlements	..	60	240	25	30
TOTAL BRITISH EMPIRE	227,341	44,108	17,165	4,150	179,390	69,739	9,412	14,016	6,118	37,121
Italy (including Fiume)	..	20,791	21,540	440	797	..	6,912	2,420	222	278
China (exclusive of Hongkong and Macao)	30,000	5,512
Japan	6,465,894	4,108,303	6,161,525	1,830,839	1,088,998	10,66,168	6,00,239	8,08,438	2,25,500	1,44,000
Other Foreign Countries	21,325	6,024
TOTAL FOREIGN COUNTRIES	6,497,222	4,129,064	6,189,065	1,831,329	1,129,797	10,72,302	6,07,151	8,06,918	2,26,822	1,49,790
Share of Bengal	2,923,723	963,144	352,895	691,919	379,175	5,51,299	1,59,125	55,524	89,429	1,46,225
" Bombay	1,369,392	1,739,545	4,312,229	766,719	114,895	2,99,422	2,49,892	5,76,942	92,287	12,222
" Sind	266,000	661,252	661,509	319,209	12,000	55,222	73,725	61,762	22,224	1,222
" Madras	422	1,422
" Burma	1,429,169	928,198	241,246	297,049	294,000	2,22,255	1,42,775	1,26,724	25,745	25,922
TOTAL	6,724,562	4,133,167	6,209,220	1,835,479	1,309,190	11,31,941	6,16,569	8,20,964	2,31,926	1,86,911
Embroidered Allovers (III. F)—(a)					Yards					
United Kingdom (including Channel Islands)	—	—	—	—	18,080	—	—	—	—	7,768
Germany	—	—	—	—	14,980	—	—	—	—	6,628
France	—	—	—	—	13,004	—	—	—	—	4,579
Switzerland	—	—	—	—	22,732	—	—	—	—	6,908
Italy (including Fiume)	—	—	—	—	36,525	—	—	—	—	12,842
Austria	—	—	—	—	22,014	—	—	—	—	8,737
Japan	—	—	—	—	25,873	—	—	—	—	12,182
TOTAL FOREIGN COUNTRIES	—	—	—	—	136,691	—	—	—	—	62,927
Share of Bengal	153,711	69,793
Flannel and Flannellets (III. F)—					Yards					
United Kingdom (including Channel Islands)	Yards	Yards	Yards	Yards	Yards					
Straits Settlements	402,744	121,696	194,406	195,107	118,995	1,19,823	37,324	68,012	61,895	30,675
TOTAL BRITISH EMPIRE	402,744	121,696	194,406	277,151	119,896	1,19,923	37,324	68,012	79,768	30,854
Italy (including Fiume)	174,618	708,460	123,510	..	29,478	40,641	1,47,749	40,842	..	2,784
Japan	527,260	215,260	896,260	509,391	515,930	1,04,091	37,014	1,33,404	1,04,931	35,128
Other Foreign Countries	4,582	5,841	104	..	890	2,298	2,617	16	..	160
TOTAL FOREIGN COUNTRIES	706,460	929,061	1,019,874	509,391	542,798	1,47,025	1,87,380	1,64,268	1,04,931	89,072
Share of Bengal	711,122	185,526	749,261	122,784	619,793	1,69,999	34,068	37,922	24,294	1,16,979
" Bombay	294,425	95,627	42,194	6,249	..	71,064	24,197	3,322	1,459	..
" Sind	62,778	462,551	46,225	17,139	..	12,779	29,961	5,721	4,990	..
" Madras	9,409	1,714
" Burma	39,463	296,923	275,949	649,373	12,890	19,299	65,980	1,19,783	1,54,851	2,950
TOTAL	1,109,204	1,059,757	1,214,280	786,545	662,595	2,66,948	2,25,204	2,32,274	1,84,694	1,19,926
Lungs and Sarongs (III. F)—					Yards					
United Kingdom (including Channel Islands)	Yards	Yards	Yards	Yards	Yards					
Straits Settlements	11,989	..	42	178,563	62,322	5,099	..	23	25,124	12,117
Union of South Africa	..	32	16
TOTAL BRITISH EMPIRE	2,038,746	179,122	1,017,280	278,107	337,129	7,70,912	72,804	3,84,439	56,619	1,21,891

(a) Separately recorded from 1934-35.

No. 10—continued

ARTICLES, AND COUNTRIES OF CONSIGNMENT; ALSO SHARE OF EACH PROVINCE	QUANTITY					VALUE				
	1930-31	1931-32	1932-33	1933-34	1934-35	1930-31	1931-32	1932-33	1933-34	1934-35
Textiles—continued						R	R	R	R	R
Cotton—continued										
<i>Manufactures—continued</i>										
Piecegoods—continued										
Coloured, Printed or Dyed—con- tinued										
Woven coloured goods—continued										
Lungis and Sarongs (III. P) —continued	Yards	Yards	Yards	Yards	Yards					
Netherlands	2,571,842	396,148	783,391	23,601	..	17,07,126	1,67,283	2,40,439	10,469	..
Japan	4,236,052	6,414,235	6,733,786	6,922,802	6,386,321	11,84,841	14,85,527	11,19,427	8,98,173	10,90,714
Other Foreign Countries	6,372	12,648	30	3,366	2,409	20
TOTAL FOREIGN COUNTRIES	7,814,266	8,823,031	7,472,127	6,946,203	6,386,351	28,95,333	16,55,219	18,59,865	9,08,642	10,90,734
<i>Share of Bengal</i>	<i>1,352,517</i>	<i>102,510</i>	<i>714,376</i>	<i>586,638</i>	<i>911,699</i>	<i>5,00,129</i>	<i>27,152</i>	<i>1,66,391</i>	<i>96,513</i>	<i>1,56,503</i>
" <i>Bombay</i>	<i>94,113</i>	<i>21,693</i>	<i>16,499</i>	<i>5,131</i>	<i>..</i>	<i>43,311</i>	<i>5,539</i>	<i>3,307</i>	<i>1,504</i>	<i>..</i>
" <i>Sind</i>	<i>24,376</i>	<i>..</i>	<i>33,020</i>	<i>18,400</i>	<i>37,907</i>	<i>9,673</i>	<i>..</i>	<i>13,400</i>	<i>6,511</i>	<i>9,533</i>
" <i>Burma</i>	<i>3,332,106</i>	<i>6,377,950</i>	<i>7,720,013</i>	<i>5,609,091</i>	<i>5,733,371</i>	<i>31,13,132</i>	<i>16,95,341</i>	<i>15,61,206</i>	<i>8,60,533</i>	<i>10,62,034</i>
TOTAL	9,853,012	7,002,153	8,489,407	6,219,310	6,723,477	36,66,745	17,28,023	17,44,304	9,65,261	12,23,125
Prints and Chints (III. P)—	Yards	Yards	Yards	Yards	Yards					
United Kingdom (including Channel Islands)	2,031	6,123	6,446	239,216	410,801	2,020	3,046	2,764	42,625	65,737
Other British Possessions	58	337	40	102
TOTAL BRITISH EMPIRE	2,089	6,123	6,446	239,216	411,138	2,060	3,046	2,764	42,625	65,839
TOTAL FOREIGN COUNTRIES	65	18,300	589	997	56,335	139	2,204	240	743	4,619
<i>Share of Bengal</i>	<i>..</i>	<i>22,531</i>	<i>2,973</i>	<i>238,490</i>	<i>467,136</i>	<i>..</i>	<i>4,573</i>	<i>1,844</i>	<i>40,871</i>	<i>70,358</i>
" <i>Bombay</i>	<i>950</i>	<i>255</i>	<i>3,463</i>	<i>1,335</i>	<i>..</i>	<i>1,022</i>	<i>250</i>	<i>910</i>	<i>2,263</i>	<i>..</i>
" <i>Madras</i>	<i>..</i>	<i>..</i>	<i>..</i>	<i>..</i>	<i>337</i>	<i>..</i>	<i>..</i>	<i>..</i>	<i>..</i>	<i>102</i>
" <i>Burma</i>	<i>1,304</i>	<i>693</i>	<i>639</i>	<i>433</i>	<i>..</i>	<i>1,177</i>	<i>432</i>	<i>340</i>	<i>329</i>	<i>..</i>
TOTAL	2,154	24,429	7,035	240,213	467,473	2,199	5,250	2,994	43,368	70,458
Saris and Scarves (III. P)—	Yards	Yards	Yards	Yards	Yards					
United Kingdom (including Channel Islands)	1,454,204	194,333	190,905	412,412	541,553	2,70,412	49,208	39,514	81,409	1,09,975
Germany	7,380	11,940	2,634	5,029
Switzerland	36,946	21,306
Japan	222,052	6,187	29,412	2,080
Other Foreign Countries	14,938	4,200	12,761	..	4,767	5,130	1,890	2,848	..	1,032
TOTAL FOREIGN COUNTRIES	59,264	4,200	12,761	222,052	22,904	29,070	1,890	2,848	29,412	9,041
<i>Share of Bengal</i>	<i>1,376,330</i>	<i>142,561</i>	<i>181,905</i>	<i>564,734</i>	<i>556,460</i>	<i>3,56,790</i>	<i>37,305</i>	<i>36,421</i>	<i>37,233</i>	<i>1,16,073</i>
" <i>Bombay</i>	<i>20,563</i>	<i>4,300</i>	<i>21,761</i>	<i>34</i>	<i>7,997</i>	<i>7,779</i>	<i>1,890</i>	<i>5,941</i>	<i>9</i>	<i>3,943</i>
" <i>Madras</i>	<i>36,732</i>	<i>27,951</i>	<i>..</i>	<i>69,696</i>	<i>..</i>	<i>25,002</i>	<i>6,568</i>	<i>..</i>	<i>23,679</i>	<i>..</i>
" <i>Burma</i>	<i>39,733</i>	<i>33,321</i>	<i>..</i>	<i>..</i>	<i>..</i>	<i>9,911</i>	<i>5,435</i>	<i>..</i>	<i>..</i>	<i>..</i>
TOTAL	1,513,468	198,533	203,666	634,464	564,457	3,99,432	51,098	42,362	1,10,321	1,19,016
Shirtings (III. P)—	Yards	Yards	Yards	Yards	Yards					
United Kingdom (including Channel Islands)	4,491,427	1,272,046	4,060,530	2,718,968	4,949,462	18,53,267	4,91,820	13,73,543	7,29,154	10,86,132
Straits Settlements	101,706	4,219	..	38	2	17,004	1,582	..	5	1
Other British Possessions	88,326	1,105	6,123	2,240	160	5,456	350	723	177	40
TOTAL BRITISH EMPIRE	4,626,459	1,277,430	4,066,653	2,721,236	4,949,624	18,75,727	4,93,752	13,73,266	7,29,336	10,86,173

ARTICLES AND COUNTRIES OF CONSIGNMENT; ALSO SHARE OF EACH PROVINCE	QUANTITY					VALUE				
	1930-31	1931-32	1932-33	1933-34	1934-35	1930-31	1931-32	1932-33	1933-34	1934-35
Textiles—continued										
Cotton—continued										
Manufactures—continued										
Piecegoods—continued										
Coloured, Printed, or Dyed—continued										
Woven coloured goods—continued										
Shirtings (III-P)—continued	Yards	Yards	Yards	Yards	Yards					
Netherlands	108,747	151,809	2,148	24,425	42,942	1,192
France	28,060	33	15,086	49
Italy (including Fiume)	540,112	452,343	172,638	..	4	1,75,711	1,04,091	40,239	..	10
Czechoslovakia	23,471	8,892
Japan	2,068,877	2,274,300	4,005,002	1,516,008	2,268,808	6,65,232	7,41,295	7,23,352	2,74,971	1,96,392
Other Foreign Countries	2,227	..	1,053	6,408	270	2,059	..	1,232	2,228	49
TOTAL FOREIGN COUNTRIES	4,676,494	3,978,485	4,181,437	1,522,506	2,269,167	9,01,484	8,89,378	7,76,015	2,78,204	2,06,451
Share of Bengal	2,462,265	267,219	578,227	229,226	271,191	4,21,764	1,67,427	1,29,257	69,297	1,73,622
.. Bombay	225,722	222,521	625,528	141,369	52,928	2,22,299	52,629	1,16,939	51,169	22,176
.. Sind	2,219,235	272,292	1,233,232	2,299,229	4,627,541	19,55,794	99,111	5,42,129	5,62,415	9,42,912
.. Madras	14,219	7,129	..	99	..	4,227	1,229	..	62	..
.. Burma	2,179,212	2,746,022	2,151,255	1,619,722	1,546,162	9,29,212	10,24,962	12,29,292	2,22,292	2,29,722
TOTAL	9,292,962	5,255,915	2,242,096	4,242,742	7,212,791	27,77,211	12,22,129	21,49,221	10,07,249	14,72,224
Twills (III F)—	Yards	Yards	Yards	Yards	Yards					
United Kingdom (including Channel Islands)	189,474	44,499	17,595	25,989	122,448	62,922	9,425	7,741	10,242	26,229
Aden and Dependencies	69,999	6,226	..
Kenya Colony	62,499	9,217
TOTAL BRITISH EMPIRE	242,274	44,499	17,595	95,989	122,448	72,249	9,425	7,741	17,122	26,229
Japan	2,099,122	999,129	2,577,242	727,199	292,591	2,75,149	1,55,745	2,26,949	99,411	27,291
Other Foreign Countries	2,214	..	6,165	712	292	276	..	1,722	279	292
TOTAL FOREIGN COUNTRIES	2,092,296	999,129	2,584,911	727,212	292,884	2,76,925	1,55,745	2,27,222	99,699	27,294
Share of Bengal	1,952,992	426,949	642,921	164,997	212,124	2,47,299	79,464	26,212	21,127	62,292
.. Bombay	1,125,942	292,279	1,221,425	422,299	54,222	1,29,222	26,277	2,21,422	42,222	1,212
.. Sind	129	12,999	..	122	1,222
.. Burma	126,221	211,299	72,999	222,299	529	19,222	22,274	2,292	22,222	221
TOTAL	2,225,279	1,042,222	2,699,219	822,997	292,222	4,42,292	1,22,279	2,42,299	1,07,212	72,292
Velvet and Velveteens (III F)—	Yards	Yards	Yards	Yards	Yards					
United Kingdom (including Channel Islands)	224,425	129,242	297,712	222,297	541,299	1,22,992	1,49,462	1,96,272	2,92,792	4,22,292
Other British Possessions	1,221	12	22	..	222	1,422	41	197	..	222
TOTAL BRITISH EMPIRE	225,222	129,222	297,797	222,297	541,299	1,22,421	1,49,299	1,96,279	2,92,792	4,22,192
Germany	122,229	227,242	422,249	14,242	22,922	1,41,292	2,21,299	2,22,299	19,799	22,274
Netherlands	52,922	912	..	277	..	15,222	999	..	712
Italy (including Fiume)	15,922	7,229	2,291	742	14,772	7,922	5,492	2,221	221	6,424
Czechoslovakia	2,227	6,422	2,292	922	2,229	4,972	12,294	2,497	2,997	7,219
Japan	172,792	664,219	2,229,419	2,299,942	7,991,292	29,299	2,29,977	7,72,149	6,24,449	22,19,742
Other Foreign Countries	222	1,777	4,921	297	7,191	1,122	2,921	5,242	1,212	6,224
TOTAL FOREIGN COUNTRIES	244,294	972,772	2,991,922	2,212,122	7,174,224	2,22,412	2,42,222	2,22,299	2,22,222	22,21,229

No. 10—continued

ARTICLES, AND COUNTRIES OF CONSIGNMENT; ALSO SHARE OF EACH PROVINCE	QUANTITY					VALUE				
	1930-31	1931-32	1932-33	1933-34	1934-35	1930-31	1931-32	1932-33	1933-34	1934-35
Textiles—continued										
Cotton—continued										
Manufactures—continued										
Piecegoods—continued										
Coloured Printed or Dyed—continued										
Woven coloured goods—continued										
Velvet and Velveteens (III-P) —continued	Yards	Yards	Yards	Yards	Yards					
Share of Bengal	106,690	160,378	102,921	318,819	706,343	70,343	70,260	54,112	90,760	2,31,019
" Bombay	309,334	463,343	1,247,986	1,355,879	3,690,077	1,90,146	2,79,068	5,05,811	4,82,565	13,30,263
" Sind	177,920	540,760	1,329,373	903,584	1,955,934	1,41,635	3,31,090	7,32,007	2,71,487	6,45,367
" Madras	5,493	3,345	48,148	17,748	14,635	3,534	3,442	26,675	11,124	7,885
" Burma	7,683	5,010	452	2,407	1,348,974	6,241	9,505	368	2,087	5,34,523
TOTAL	610,320	1,163,184	3,228,880	2,500,930	7,716,453	4,25,899	6,86,955	13,78,771	8,58,023	23,40,057
Unspecified descriptions (III P)—	Yards	Yards	Yards	Yards	Yards					
United Kingdom (including Channel Islands)	2,610,052	155,384	254,086	733,287	1,444,881	12,67,446	55,905	1,07,136	2,88,068	4,47,266
Other British Possessions	3,825	..	30	1,522	..	15
TOTAL BRITISH EMPIRE	2,613,877	155,384	254,116	733,287	1,444,881	12,68,968	55,905	1,07,151	2,88,068	4,47,266
Germany	57,379	23,001	17,503	1,121	25,066	23,691	14,268	13,017	1,403	5,630
Netherlands	26,279	2,270	1,173	314	1,415	17,717	1,868	814	280	1,005
Belgium	72,428	89,439	69,461	24,052	38,052	57,290	61,094	49,018	15,343	26,729
France	4,933	..	55	5,410	..	387
Switzerland	79,400	19,597	2,558	..	8,304	41,787	10,439	1,071	..	7,054
Italy (including Fiume)	235,915	6,102	22,524	24,251	17,007	1,04,900	3,272	9,944	13,252	9,226
Austria	23,280	3,976	7,756	8,459	2,175	5,416
Japan	637,461	96,700	632,196	575,068	328,541	1,29,430	24,925	1,02,354	85,506	68,326
United States of America— Fid Atlantic Coast	35,075	79	9,947	14,095	65,699	21,360	84	3,663	2,469	12,898
Other Foreign Countries	12	2,298	6	1,103
TOTAL FOREIGN COUNTRIES	1,072,212	246,164	805,417	638,901	494,133	4,15,050	1,17,625	1,80,268	1,13,233	1,32,885
Share of Bengal	3,370,331	397,363	422,033	399,433	1,643,009	15,35,673	1,04,476	1,24,091	2,93,731	4,78,020
" Bombay	300,425	94,147	157,567	175,624	74,928	1,02,946	64,330	83,337	62,824	57,270
" Madras	5,927	3,538	4,636	1,470
" Burma	109,356	7,000	479,373	397,231	2,21,077	49,763	3,154	79,991	49,746	44,361
TOTAL	3,886,089	402,048	1,059,583	1,372,188	1,939,014	16,84,018	1,73,430	2,27,419	4,06,301	5,70,651
Total Woven Coloured Goods—	Yards	Yards	Yards	Yards	Yards					
United Kingdom (including Channel Islands)	17,954,894	4,196,825	11,252,343	9,980,158	13,766,164	74,75,268	16,71,145	41,90,043	33,53,005	43,42,947
Aden and Dependencies	3,100	..	15	60,000	..	1,287	..	10	6,286	..
Straits Settlements	116,568	4,384	379	275,060	80,243	25,132	1,638	165	45,470	17,529
Hongkong	26,626	2,997	1,640	..	2,640	7,580	928	303	..	660
Kenya Colony	62,415	..	2,400	9,332	..	343
Other British Possessions	50	442	3,728	3,620	130	10	259	380	423	91
TOTAL BRITISH EMPIRE	18,178,643	4,204,648	11,260,506	10,318,838	13,849,177	75,18,609	16,73,970	41,91,244	34,05,193	43,61,227
Poland (including Danzig)	12,319	1,965	24,935	5,173	1,055	22,544
Germany	249,168	293,035	465,500	25,636	139,180	1,92,979	2,48,058	4,06,538	23,449	1,01,533
Netherlands	3,770,975	617,831	763,821	25,064	4,127	17,89,097	2,31,513	2,50,847	11,329	3,523
Belgium	373,585	176,400	181,525	30,457	58,305	2,76,850	1,14,137	1,19,051	20,353	42,399
France	42,897	2,599	24,431	1,667	24,392	30,448	2,331	16,489	2,520	11,209
Switzerland	185,564	58,608	57,044	3,138	51,574	1,24,266	33,768	33,733	2,665	25,594
Italy (including Fiume)	2,229,478	2,487,339	1,351,390	85,718	366,847	10,07,971	7,35,978	4,98,809	42,104	1,79,991

ARTICLES, AND COUNTRIES OF CONSIGNMENT; ALSO SHARE OF EACH PROVINCE	QUANTITY					VALUE				
	1930-31	1931-32	1932-33	1933-34	1934-35	1930-31	1931-32	1932-33	1933-34	1934-35
	Yards	Yards	Yards	Yards	Yards	₹	₹	₹	₹	₹
Textiles—continued										
<i>Cotton—continued</i>										
<i>Manufactures—continued</i>										
<i>Piecegoods—continued</i>										
<i>Coloured, Printed or Dyed—continued</i>										
<i>Woven coloured goods—continued</i>										
Total Woven Coloured Goods—continued										
Austria	23,290	30,310	5,665	2,768	30,770	8,459	14,789	3,669	1,368	14,303
Czechoslovakia	32,525	10,073	3,956	935	5,898	19,291	14,745	5,407	2,007	5,603
Iraq	13,061	112	..	6,579	35
China (exclusive of Hongkong and Macao)	225	..	420	..	34,980	140	..	105	..	5,923
Japan	21,004,595	17,466,493	25,967,836	15,331,535	19,522,487	61,98,512	36,86,723	44,59,007	23,97,974	44,53,897
United States of America—										
Via Atlantic Coast	51,165	139	22,712	14,195	66,309	26,321	129	6,517	2,562	13,112
Other Foreign Countries	147	97	15	431	41	93	96	15	82	81
TOTAL FOREIGN COUNTRIES	27,982,223	21,158,065	28,889,600	15,871,644	20,404,912	76,75,611	50,89,956	58,25,321	26,06,504	48,90,172
<i>Share of Bengal</i>	<i>17,222,224</i>	<i>6,426,742</i>	<i>5,264,217</i>	<i>5,716,522</i>	<i>19,604,249</i>	<i>59,49,519</i>	<i>19,89,195</i>	<i>15,92,324</i>	<i>12,93,992</i>	<i>25,32,573</i>
" Bombay	9,406,521	4,037,524	11,543,799	5,558,255	5,682,464	31,77,957	19,99,231	27,47,693	16,74,875	21,29,924
" Sind	4,413,927	2,616,432	5,444,533	4,246,352	7,974,525	12,99,629	19,95,472	19,21,779	12,79,342	23,21,443
" Madras	224,972	79,527	69,992	154,997	21,626	77,321	24,122	26,979	42,762	19,443
" Burma	14,232,116	12,311,361	17,222,549	19,247,956	9,924,565	59,91,192	35,23,220	39,99,792	19,24,519	21,97,226
TOTAL	46,160,866	25,262,712	40,120,105	25,800,432	34,254,089	1,51,97,220	97,68,920	1,00,17,065	62,11,697	92,51,269
Total Coloured, Printed or Dyed—	Yards	Yards	Yards	Yards	Yards					
United Kingdom (including Channel Islands)	147,640,729	110,270,875	194,326,118	142,400,273	213,067,793	4,47,61,273	2,85,25,949	4,87,62,522	2,54,11,400	5,04,79,109
Aden and Dependencies	9,341	874	1,975	65,246	12,200	2,797	829	1,070	7,264	2,131
Ceylon (including Maldives)	306,816	299,979	166,109	108,623	152,265	1,20,111	96,295	60,094	26,639	28,923
Straits Settlements	711,782	424,339	233,014	394,192	399,463	2,09,732	1,51,703	61,702	1,46,994	34,557
Hongkong	432,145	34,210	146,337	21,124	98,543	1,22,851	10,729	45,259	5,322	10,618
Union of South Africa	6,138	5,312	4,234	2,272	3,392	5,019	5,156	4,216	2,272	2,986
Kenya Colony	88,859	11,779	6,253	4,673	1,279	24,228	3,000	3,322	4,673	1,279
Other British Possessions	5,461	2,154	29,355	2,997	863	4,211	2,195	2,175	2,133	593
TOTAL BRITISH EMPIRE	149,291,321	111,047,522	194,999,995	143,499,400	213,735,513	4,58,51,306	2,88,14,465	4,89,61,378	2,56,06,758	5,06,30,167
Poland (including Danzig)	13,091	1,965	53,059	2,020	..	5,433	1,055	41,376	2,199	..
Germany	583,172	521,366	537,113	46,592	185,221	3,59,033	3,92,789	4,02,953	32,695	1,15,459
Netherlands	8,544,830	3,974,350	2,544,398	124,644	213,636	35,08,744	10,10,753	7,71,045	53,194	62,889
Belgium	397,474	204,566	232,266	25,951	103,613	2,96,698	1,21,262	1,49,820	24,513	71,484
France	81,994	155,969	79,958	8,937	219,598	59,708	71,013	46,879	12,520	85,943
Switzerland	685,529	1,011,939	3,329,953	88,223	3,053,356	3,34,349	6,37,954	14,11,252	48,912	10,99,859
Italy (including Fiume)	3,749,773	9,924,457	7,197,129	407,255	1,615,639	29,14,577	25,93,498	13,81,447	1,39,733	5,92,265
Austria	218,926	122,036	699,154	7,170	594,504	71,995	56,592	3,55,914	3,587	2,31,842
Czechoslovakia	47,619	24,972	12,776	3,472	9,432	24,659	20,315	12,126	5,917	10,898
Iraq	11,171	30,162	23,689	42,566	3,899	4,266	11,812	3,942	4,952	1,433
Iran	15,650	14,832	399,235	51,475	23,931	3,114	5,573	43,137	12,300	6,153
China (exclusive of Hongkong and Macao)	48,129	86,258	82,627	136,977	735,353	12,432	11,765	14,379	22,166	1,24,444
Japan	74,329,591	94,698,416	214,225,744	124,046,323	139,753,979	1,43,70,653	1,62,66,704	2,91,37,331	1,55,29,961	2,11,69,163
Portuguese East Africa	1,562	819	519	23,124	130	1,476	819	519	7,491	197
United States of America—										
Via Atlantic Coast	2,889,292	1,741,752	513,133	99,898	629,986	9,17,143	4,41,461	1,35,226	24,426	1,21,689
" Pacific "	79	10	55	..	242	23	13	22	..	49
Other Foreign Countries	11,845	12,734	5,197	3,499	25,926	8,549	5,773	2,274	3,867	7,741
TOTAL FOREIGN COUNTRIES	96,579,688	112,195,746	229,885,949	125,134,957	147,365,366	2,23,42,929	2,17,13,672	2,44,59,143	1,69,23,398	2,36,95,377

No. 10—continued

ARTICLES, AND COUNTRIES OF CONSIGNMENT; ALSO SHARE OF EACH PROVINCE	QUANTITY					VALUE				
	1930-31	1931-32	1932-33	1933-34	1934-35	1930-31	1931-32	1932-33	1933-34	1934-35
						₹	₹	₹	₹	₹
Textiles—continued										
Cotton—continued										
<i>Manufactures—continued</i>										
<i>Piecegoods—continued</i>										
<i>Coloured, Printed or Dyed—con- tinued</i>										
<i>Total Coloured, Printed or Dyed—continued</i>	Yards	Yards	Yards	Yards	Yards					
Share of Bengal	65,473,692	63,635,161	92,932,220	56,273,277	55,834,004	1,69,16,504	1,23,70,348	1,75,40,134	1,09,70,610	1,68,35,063
“ Bombay	66,903,270	53,327,082	148,325,674	110,160,613	131,200,473	1,90,25,422	1,21,62,182	2,83,03,535	2,08,56,140	2,73,14,849
“ Sind	45,491,735	57,367,896	85,983,640	41,497,452	73,039,416	1,21,57,233	1,27,05,938	1,76,40,948	84,44,398	1,49,42,790
“ Madras	11,236,314	6,030,014	16,484,939	16,729,293	17,740,435	34,11,177	14,91,990	37,11,045	37,05,972	37,78,601
“ Burma	56,667,443	52,893,115	80,569,562	44,017,822	53,236,656	1,66,83,901	1,17,98,779	1,62,16,308	85,57,646	1,14,44,561
TOTAL	245,772,459	228,248,268	424,795,935	268,668,457	361,100,984	6,81,94,237	5,05,28,337	8,34,12,020	5,25,35,066	7,43,15,564
Fents of all descriptions not more than 9 yards in length* (III. P)—										
United Kingdom (including Channel Islands)	Yards 1,993,324	Yards 5,849,427	Yards 9,182,504	Yards 10,413,373	—	4,27,440	11,42,085	15,41,691	15,20,833	—
Aden and Dependencies	44,080	849	—	11,518	288	—
Kenya Colony	18,558	13,651	12,171	19,867	—	6,024	4,357	4,012	6,395	—
Other British Possessions	8,045	13,765	17,146	9,599	—	2,551	4,697	5,411	3,032	—
TOTAL BRITISH EMPIRE	2,019,927	5,876,843	9,255,901	10,443,688	—	4,36,015	11,51,139	15,62,632	15,30,543	—
Germany	53,159	90,476	34,404	27,524	—	10,149	13,647	6,281	6,204	—
France	38	90,695	20,824	..	—	20	20,904	6,485	..	—
Switzerland	44,078	47,124	200,286	88,916	—	10,044	10,687	67,101	27,410	—
Italy (including Fiume)	43,141	54,626	5,347	..	—	13,367	11,697	1,397	..	—
Japan	5,088	6,047	1,187,115	8,121,733	—	897	961	1,22,139	11,73,518	—
United States of America—										
Via Atlantic Coast	4,057,739	15,585,160	17,971,950	15,505,662	—	7,67,591	21,28,099	27,01,356	15,83,439	—
“ Pacific “	32	—	..	50	—
Other Foreign Countries	21,339	11,265	41,684	4,053	—	4,299	2,247	5,289	1,347	—
TOTAL FOREIGN COUNTRIES	4,229,552	15,685,525	19,411,610	23,747,868	—	8,06,367	21,86,292	29,10,098	27,93,918	—
Share of Bengal	510,901	1,060,335	1,660,433	2,324,027	—	99,711	1,62,230	1,71,606	2,47,384	—
“ Bombay	5,030,351	13,439,094	23,586,561	24,094,216	—	10,06,635	23,40,233	37,37,400	31,22,725	—
“ Sind	531,244	7,217,849	3,380,043	6,919,703	—	1,05,593	8,36,233	5,02,702	8,95,963	—
“ Madras	88,412	17,194	13,497	67,152	—	18,683	4,431	3,596	11,933	—
“ Burma	33,071	37,396	21,977	236,478	—	11,760	4,154	7,426	48,952	—
TOTAL	6,249,479	21,762,358	28,667,511	34,191,576	—	12,42,332	33,37,431	44,72,730	43,27,461	—
Fents, others (III. P)*—										
United Kingdom (including Channel Islands)	Yards 554,997	Yards 652,202	Yards 1,530,675	Yards 667,542	—	1,23,920	1,59,062	3,87,361	1,38,282	—
Straits Settlements	6,576	..	—	1,339	..	—
TOTAL BRITISH EMPIRE	554,997	652,202	1,537,251	667,542	—	1,23,920	1,59,062	3,89,200	1,38,282	—
Japan	16,860	71,400	63,484	69,767	—	2,352	8,901	6,734	6,320	—
United States of America—										
Via Atlantic Coast	734,940	780,972	1,432,690	47,228	—	2,08,021	1,65,318	3,17,706	6,266	—
Other Foreign Countries	20,080	21,628	12,354	1,586	—	6,660	4,890	5,216	656	—
TOTAL FOREIGN COUNTRIES	771,380	874,000	1,514,028	118,581	—	2,17,033	1,79,609	3,29,656	13,742	—
Share of Bengal	422,976	345,363	134,455	60,315	—	77,964	66,409	24,634	5,336	—
“ Bombay	611,509	774,555	2,564,392	341,839	—	1,67,706	1,98,323	6,03,593	68,377	—
“ Sind	330,258	406,384	342,957	332,909	—	91,629	73,939	89,139	73,361	—
“ Madras	10,453	..	9,575	..	—	2,271	..	1,440	..	—
“ Burma	1,631	—	1,333	—
TOTAL	1,326,877	1,526,202	3,051,279	736,123	—	3,40,953	3,36,672	7,18,656	1,52,024	—

* Not included under " cotton piece goods " from 1934-35.

GENERAL IMPORTS

(436)

No. 10—continued

ARTICLES, AND COUNTRIES OF CONSIGNMENT; ALSO SHARE OF EACH PROVINCE	QUANTITY					VALUE				
	1930-31	1931-32	1932-33	1933-34	1934-35	1930-31	1931-32	1932-33	1933-34	1934-35
Textiles—continued										
Cotton—continued										
Manufactures—continued										
Piecegoods—continued										
Total of Fems (III P) (a)—	Yards	Yards	Yards	Yards						
United Kingdom (including Channel Islands)	2,543,321	6,501,629	10,713,179	11,080,913	—	5,51,360	13,01,747	19,39,042	16,59,113	—
Aden and Dependencies	44,030	349	—	11,513	233	—
Kenya Colony	13,553	12,651	12,171	10,367	—	6,024	4,357	4,012	6,395	—
Other British Possessions	3,045	12,735	23,722	9,599	—	2,551	4,697	7,250	3,032	—
TOTAL BRITISH EMPIRE	2,574,924	6,529,045	10,793,152	11,111,230	—	5,59,935	13,10,301	19,51,353	16,68,323	—
Germany	54,330	100,234	34,374	27,917	—	10,390	15,790	6,723	6,306	—
France	23	90,992	21,362	..	—	20	20,964	6,336	..	—
Switzerland	46,043	43,904	209,336	90,109	—	11,431	11,191	70,325	37,964	—
Italy (including Fiume)	64,260	57,197	7,437	..	—	17,937	12,355	2,394	..	—
Japan	21,943	77,447	1,205,599	3,191,500	..	3,249	9,362	1,23,922	11,23,333	—
United States of America—										
Via Atlantic Coast	4,792,649	16,366,122	19,404,640	15,552,390	—	9,75,612	22,91,917	30,19,062	15,39,795	—
" Pacific "	..	32	—	..	50	—
Other Foreign Countries	21,364	13,527	42,040	4,053	—	4,511	3,772	5,321	1,347	—
TOTAL FOREIGN COUNTRIES	5,001,432	16,759,525	20,925,938	23,366,469	—	10,23,400	23,65,901	32,39,764	23,10,690	—
<i>Share of Bengal</i>	<i>333,275</i>	<i>1,406,892</i>	<i>1,794,323</i>	<i>2,234,342</i>	<i>—</i>	<i>1,77,373</i>	<i>3,23,639</i>	<i>1,96,299</i>	<i>2,31,379</i>	<i>—</i>
" Bombay	5,642,369	14,312,649	20,159,363	24,436,115	—	11,74,341	25,22,698	43,90,993	31,31,193	—
" Sind	361,302	7,624,323	3,723,000	7,293,612	—	1,97,222	9,00,212	5,31,341	9,74,329	—
" Madras	32,365	17,194	23,973	37,133	—	20,954	4,421	6,936	11,932	—
" Burma	39,754	27,396	21,977	236,473	—	12,143	4,154	7,426	43,953	—
TOTAL	7,576,356	23,288,570	31,719,790	34,977,699	—	15,83,335	36,76,192	51,91,586	44,79,483	—
Total Piecegoods—	Yards	Yards	Yards	Yards	Yards					
United Kingdom (including Channel Islands)	523,445,664	333,497,317	597,113,393	425,632,552	552,393,060	12,37,34,658	7,95,93,082	12,09,65,335	8,74,64,514	11,16,40,099
Aden and Dependencies	13,760	7,768	46,135	65,195	54,230	4,043	2,067	12,003	7,647	7,212
Ceylon (excluding Maldives)	495,759	533,134	329,335	240,359	264,392	1,34,192	1,59,796	1,04,557	57,002	62,569
Straits Settlements	330,179	549,717	339,599	1,026,300	503,057	3,65,354	1,93,524	1,23,613	1,75,232	1,09,965
Hongkong	523,133	65,333	175,377	23,293	99,435	1,49,437	24,731	52,997	5,953	10,993
Union of South Africa	11,110	12,692	10,239	9,737	3,437	6,309	7,332	6,254	4,619	3,077
Kenya Colony	107,417	51,330	20,430	24,365	1,279	30,312	16,354	5,667	11,031	1,279
Other British Possessions	7,343	3,673	26,656	6,667	1,973	5,164	4,433	6,255	3,123	1,336
TOTAL BRITISH EMPIRE	525,436,370	334,751,964	598,127,699	427,230,023	553,322,363	12,64,30,234	8,00,02,232	12,12,30,336	8,77,29,177	11,16,36,039
Poland (including Danzig)	13,001	1,965	53,069	2,020	..	5,433	1,053	41,376	2,199	..
Germany	772,043	711,135	709,973	122,961	304,513	4,50,336	4,63,310	5,50,241	49,762	1,33,431
Netherlands	12,317,405	6,623,931	4,775,313	1,633,136	2,222,332	49,64,173	20,33,399	14,24,621	4,52,394	6,13,777
Belgium	454,935	243,933	300,173	35,951	115,424	3,27,597	1,50,431	1,79,359	24,513	75,662
France	159,219	700,131	331,632	40,369	313,730	96,359	2,10,620	1,74,615	26,737	1,23,333
Switzerland	6,176,413	7,535,332	10,026,733	791,167	7,641,699	22,94,349	24,03,463	39,73,594	3,30,063	27,73,315
Italy (including Fiume)	9,914,935	11,131,106	7,732,726	473,064	2,305,953	31,47,332	29,06,972	21,07,552	1,66,442	3,01,430
Austria	1,422,397	704,350	1,732,713	136,101	1,433,734	4,31,739	2,44,243	3,76,336	99,355	6,30,093
Czechoslovakia	43,021	24,972	12,776	3,473	9,452	25,310	20,213	13,126	5,917	10,303
Iraq	12,422	34,373	23,233	44,033	39,406	4,340	12,799	4,467	5,032	4,055
Iran	15,700	17,376	439,333	70,313	23,931	3,134	5,967	43,662	15,613	6,173
China (exclusive of Hongkong and Macao)	2,470,601	3,993,951	746,947	160,177	1,139,900	4,70,442	6,35,314	1,07,397	23,336	1,69,993

(a) Discontinued from 1934-35.

No. 10—continued

ARTICLES, AND COUNTRIES OF CONSIGNMENT; ALSO SHARE OF EACH PROVINCE	QUANTITY					VALUE				
	1930-31	1931-32	1932-33	1933-34	1934-35	1930-31	1931-32	1932-33	1933-34	1934-35
Textiles—continued										
Cotton—continued										
Manufactures—continued										
Piecegoods—continued										
Total Piecegoods—continued	Yards	Yards	Yards	Yards	Yards					
Japan	320,775,991	339,781,843	579,734,861	349,041,248	373,774,000	5,92,99,836	5,45,20,421	7,95,38,593	4,43,12,791	5,19,58,473
Portuguese East Africa	1,967	1,449	1,128	23,475	180	1,611	1,029	722	7,608	107
United States of America—										
Via Atlantic Coast	9,471,908	19,227,437	20,344,722	15,904,408	987,163	24,42,157	30,49,527	32,59,854	16,68,749	2,12,467
" Pacific "	79	42	80	..	242	25	63	38	..	40
Other Foreign Countries	16,071	19,200	50,027	11,919	29,258	9,919	8,342	9,523	5,055	6,546
TOTAL FOREIGN COUNTRIES	364,543,036	399,861,930	627,150,968	368,533,159	399,391,392	7,40,24,592	6,67,03,210	9,13,10,926	4,71,88,136	5,76,62,151
Share of Bengal	344,557,766	325,963,269	353,216,693	307,995,624	292,903,632	6,36,27,793	3,92,06,071	5,47,41,555	3,22,30,324	4,71,64,473
" Bombay	180,740,346	171,022,843	334,965,655	365,805,374	262,076,373	4,36,52,134	3,34,58,738	5,92,53,208	4,43,70,056	4,94,43,134
" Sind	183,598,750	218,102,863	303,386,067	171,161,056	237,330,302	4,06,06,792	4,02,50,917	5,27,40,148	2,84,80,233	4,14,11,020
" Madras	76,499,570	61,697,669	93,363,253	70,653,477	71,163,302	1,86,87,923	1,27,41,531	1,78,39,311	1,35,85,269	1,34,69,217
" Burma	104,633,474	98,828,250	140,341,939	80,167,652	30,339,096	2,39,31,184	2,10,46,235	2,80,17,042	1,58,60,931	1,78,10,946
TOTAL	890,029,906	775,618,894	1,225,278,662	795,763,182	943,713,785	20,05,04,826	14,67,05,492	21,25,91,162	13,49,17,313	16,92,68,340
Goods of Cotton mixed with other materials (III.F) (a)—					Lbs.					
United Kingdom (including Channel Islands)	—	—	—	—	27,668	—	—	—	—	18,782
Germany	—	—	—	—	17,524	—	—	—	—	18,015
Japan	—	—	—	—	136,654	—	—	—	—	34,148
Other Foreign Countries	—	—	—	—	5,401	—	—	—	—	4,278
TOTAL FOREIGN COUNTRIES	—	—	—	—	159,579	—	—	—	—	56,441
Share of Bengal	—	—	—	—	109,636	—	—	—	—	44,240
" Bombay	—	—	—	—	4,324	—	—	—	—	4,605
" Sind	—	—	—	—	30,694	—	—	—	—	10,153
" Madras	—	—	—	—	8,594	—	—	—	—	3,137
" Burma	—	—	—	—	43,450	—	—	—	—	3,038
TOTAL	—	—	—	—	187,247	—	—	—	—	75,223
Rope (III.F)—	Lbs.	Lbs.	Lbs.	Lbs.	Lbs.					
United Kingdom (including Channel Islands)	734,885	765,331	737,272	552,290	658,622	7,76,979	6,84,188	5,89,845	4,50,127	5,69,200
Other British Possessions	236	89	1,311	46	134	147	62	1,041	28	34
TOTAL BRITISH EMPIRE	735,121	765,470	738,583	552,336	658,756	7,77,126	6,84,250	5,90,886	4,50,155	5,69,234
Germany	463	3,521	2,563	12	..	596	10,015	2,850	6	..
Japan	8,501	7,490	6,227	43,564	58,106	7,651	5,094	4,058	32,941	41,949
United States of America—										
Via Atlantic Coast	20,402	26,046	16,300	14,972	19,499	23,209	23,987	19,025	13,358	20,398
Other Foreign Countries	711	1,280	108	95	1	887	785	93	245	1
TOTAL FOREIGN COUNTRIES	30,077	43,337	25,008	58,643	72,606	37,343	44,881	26,026	46,550	62,343
Share of Bengal	43,406	25,235	61,331	53,463	51,350	45,034	23,865	54,715	45,830	46,196
" Bombay	677,173	739,195	625,300	430,862	593,791	7,19,661	6,67,538	5,05,410	3,23,033	5,08,012
" Sind	19,729	6,511	13,936	9,111	37,945	10,260	5,467	11,377	6,598	28,339
" Madras	34,510	36,894	51,146	66,803	45,379	39,338	33,517	42,410	50,304	36,791
" Burma	380	522	3,069	94	2,397	236	694	2,500	855	2,259
TOTAL	765,198	808,607	753,651	610,979	731,362	8,14,469	7,29,131	6,16,912	4,96,705	6,21,577

(a) Separately recorded from 1934-35.

ARTICLES, AND COUNTRIES OF CONSIGNMENT; ALSO SHARE OF EACH PROVINCE	QUANTITY					VALUE				
	1930-31	1931-32	1932-33	1933-34	1934-35	1930-31	1931-32	1932-33	1933-34	1934-35
Textiles—continued										
Cotton—continued										
Manufactures—continued										
Thread—										
Sewing or Darning (III. P)—	<i>Lbs.</i>	<i>Lbs.</i>	<i>Lbs.</i>	<i>Lbs.</i>	<i>Lbs.</i>					
United Kingdom (including Channel Islands)	1,649,123	1,636,791	1,798,707	1,623,630	1,841,164	52,54,558	47,25,094	48,86,641	44,58,521	48,65,946
Straits Settlements	26,688	292	500	635	789	8,778	1,368	1,701	1,596	2,458
Other British Possessions	1,008	479	84	52	102	2,742	455	161	48	249
TOTAL BRITISH EMPIRE	1,676,819	1,637,562	1,799,291	1,624,317	1,841,995	52,66,168	47,26,917	48,88,493	44,55,164	48,68,670
Germany	1,151	1,315	1,465	3,547	1,925	2,110	5,347	3,625	2,796	2,373
Netherlands	108,042	84,666	184,878	132,038	218,439	3,16,450	2,33,431	4,53,167	3,58,304	6,01,656
Belgium	38,860	19,002	16,737	22,011	26,292	90,691	60,992	41,112	50,103	62,361
France	6,110	14,706	8,234	8,649	7,213	17,625	63,794	35,946	23,368	24,804
Italy (including Fiume)	..	58,506	3,370	..	230	..	1,42,600	3,302	..	351
Austria	104,729	61,199	74,961	58,353	98,339	2,53,341	1,51,338	1,59,268	1,35,070	2,33,627
Japan	3,041	2,862	3,240	15,107	63,805	3,248	3,173	5,682	21,433	1,01,971
Other Foreign Countries	1,292	930	1,357	376	1,302	2,233	1,363	2,866	1,460	3,349
TOTAL FOREIGN COUNTRIES	264,125	242,178	378,642	240,131	422,590	6,87,606	6,42,478	7,21,983	6,99,034	10,23,277
Share of Bengal	672,963	602,657	693,296	655,911	692,193	16,72,526	14,77,972	13,22,237	12,30,993	12,91,344
" Bombay	629,553	606,867	316,933	744,413	1,918,763	21,95,777	20,71,396	22,16,393	26,21,263	26,20,397
" Sind	189,366	174,216	137,142	156,314	192,731	2,56,406	2,26,254	2,42,170	2,12,245	2,62,742
" Madras	167,316	216,294	252,267	197,419	163,463	4,33,333	5,22,797	6,06,718	6,17,346	4,39,558
" Burma	329,327	374,290	318,396	322,199	396,475	12,60,359	10,41,954	11,42,760	10,91,943	12,16,933
TOTAL	1,941,039	1,870,740	2,078,933	1,969,443	2,264,585	69,53,714	52,69,395	56,10,481	50,54,196	59,91,847
Others (III. P) (a)—					<i>Lbs.</i>					
United Kingdom (including Channel Islands)	—	—	—	—	108,152	—	—	—	—	6,55,403
Other British Possessions	—	—	—	—	263	—	—	—	—	509
TOTAL BRITISH EMPIRE	—	—	—	—	108,415	—	—	—	—	6,55,911
Germany	—	—	—	—	2,330	—	—	—	—	9,704
Belgium	—	—	—	—	1,517	—	—	—	—	5,004
France	—	—	—	—	51,562	—	—	—	—	3,12,723
Japan	—	—	—	—	311,062	—	—	—	—	1,91,961
Other Foreign Countries	—	—	—	—	2,190	—	—	—	—	5,535
TOTAL FOREIGN COUNTRIES	—	—	—	—	368,661	—	—	—	—	5,24,227
Share of Bengal	—	—	—	—	293,222	—	—	—	—	2,69,499
" Bombay	—	—	—	—	109,056	—	—	—	—	3,47,073
" Sind	—	—	—	—	46,336	—	—	—	—	2,16,255
" Madras	—	—	—	—	284	—	—	—	—	1,493
" Burma	—	—	—	—	136,568	—	—	—	—	3,45,722
TOTAL	—	—	—	—	567,076	—	—	—	—	11,30,138
Towels to the piece (III. P)—	<i>Yards</i>	<i>Yards</i>	<i>Yards</i>	<i>Yards</i>	<i>Yards</i>					
TOTAL BRITISH EMPIRE	6,190	1,132	7,060	7,367	8,507	1,605	440	3,933	6,100	1,501
TOTAL FOREIGN COUNTRIES	387	950	194	1,089

(a) Separately recorded from 1934-35.

No. 10—continued

ARTICLES, AND COUNTRIES OF CONSIGNMENT; ALSO SHARE OF EACH PROVINCE	QUANTITY					VALUE				
	1930-31	1931-32	1932-33	1933-34	1934-35	1930-31	1931-32	1932-33	1933-34	1934-35
Textiles—continued										
<i>otton—continued</i>										
<i>Manufactures—continued</i>										
<i>Towels in the piece (III P)— continued</i>	Yards	Yards	Yards	Yards	Yards					
<i>Share of Bengal</i>	414	657	27	239	355	200
.. <i>Bombay</i>	757	1,073	6,169	5,375	2,328	758	411	3,499	5,340	1,613
.. <i>Sind</i>	12	6	..
.. <i>Madras</i>	5,320	60	270	660	1,210	1,041	29	81	229	437
.. <i>Burma</i>	207	63	392	114	100	240
TOTAL	6,577	1,198	7,060	7,367	4,457	1,799	440	3,933	6,100	2,540
Other sorts of manufactures (III P)—	Lbs.	Lbs.	Lbs.	Lbs.	Lbs.					
<i>United Kingdom (including Channel Islands)</i>	446,204	379,556	525,876	423,545	485,110	8,73,486	6,75,949	9,94,429	7,01,643	4,85,925
<i>Straits Settlements</i>	11,781	6,048	12,817	17,137	2,516	9,995	7,581	7,642	6,019	1,257
<i>Other British Possessions</i>	6,208	3,360	846	3,244	598	6,031	5,547	1,114	3,092	669
TOTAL BRITISH EMPIRE	464,188	389,064	539,539	443,926	488,224	8,89,562	6,89,077	10,03,185	8,00,754	4,88,451
<i>Germany</i>	59,307	41,264	38,794	22,519	15,154	1,34,655	51,669	1,06,891	62,884	40,025
<i>Netherlands</i>	12,784	5,415	4,439	875	2,004	20,198	8,079	11,839	1,241	2,944
<i>Belgium</i>	27,481	16,139	22,898	23,728	22,009	49,559	21,419	32,115	32,335	30,340
<i>France</i>	87,227	71,747	109,324	77,949	12,804	2,32,429	2,21,772	4,25,795	3,31,689	22,587
<i>Italy (including Flumo)</i>	96,940	130,740	74,199	22,346	30,215	97,153	93,929	70,872	34,144	54,727
<i>Czechoslovakia</i>	13,573	6,009	3,304	1,904	300	26,456	3,879	5,224	2,186	236
<i>China (exclusive of Hongkong and Macao)</i>	4,338	4,919	9,663	11,517	7,394	10,240	8,502	10,570	13,546	7,515
<i>Japan</i>	783,329	747,480	1,307,335	610,743	187,450	5,94,858	4,81,039	6,04,457	3,61,325	1,48,234
<i>United States of America—</i>										
<i>Via Atlantic Coast</i>	5,090	8,607	10,767	22,541	11,229	6,246	9,173	15,624	20,306	6,928
<i>" Pacific "</i>	..	85	130
<i>Other Foreign Countries</i>	5,190	2,171	1,046	1,333	652	7,923	2,365	1,808	1,656	1,045
TOTAL FOREIGN COUNTRIES	1,106,304	1,034,556	1,482,769	795,955	289,211	11,79,717	9,11,755	12,85,885	8,61,452	3,14,581
<i>Share of Bengal</i>	987,536	933,098	1,286,473	636,110	306,961	3,71,152	6,90,765	7,96,767	5,24,510	1,94,299
.. <i>Bombay</i>	164,466	178,648	300,334	306,134	280,431	2,71,317	3,07,181	4,38,463	3,53,964	2,35,656
.. <i>Sind</i>	39,760	62,604	55,800	71,375	23,722	1,01,364	1,43,375	1,63,057	1,82,496	24,164
.. <i>Madras</i>	86,331	67,937	64,112	43,764	36,406	1,31,142	1,00,543	1,01,658	83,245	62,327
.. <i>Burma</i>	302,399	130,983	315,539	227,463	174,915	6,93,804	3,53,949	7,38,625	5,07,991	1,36,587
TOTAL	1,570,492	1,423,569	2,022,308	1,239,881	727,435	20,69,279	16,00,833	22,38,570	16,62,206	7,53,032
Total value of Cotton goods (including Twist and Yarn)—										
<i>United Kingdom (including Channel Islands)</i>	—	—	—	—	—	14,64,37,593	9,87,74,865	14,21,95,058	10,42,78,320	12,09,41,173
<i>Aden and Dependencies</i>	—	—	—	—	—	4,597	2,067	12,028	7,647	7,337
<i>Ceylon (excluding Maldives)</i>	—	—	—	—	—	1,93,315	1,64,927	1,12,575	60,032	65,569
<i>Straits Settlements</i>	—	—	—	—	—	3,94,428	2,30,966	1,93,262	1,86,523	1,20,409
<i>Hongkong</i>	—	—	—	—	—	6,43,020	3,06,933	2,98,931	1,26,130	92,621
<i>Union of South Africa</i>	—	—	—	—	—	6,720	3,203	7,027	4,619	3,077
<i>Kenya Colony</i>	—	—	—	—	—	39,112	16,830	3,777	11,101	1,390
<i>Other British Possessions</i>	—	—	—	—	—	3,722	6,291	6,641	5,084	4,090
TOTAL BRITISH EMPIRE	—	—	—	—	—	14,77,24,507	9,95,11,202	14,28,39,899	10,46,78,436	13,02,41,716

ARTICLES AND COUNTRIES OF CONSIGNMENT; ALSO SHARE OF EACH PROVINCE	QUANTITY					VALUE				
	1930-31	1931-32	1932-33	1933-34	1934-35	1930-31	1931-32	1932-33	1933-34	1934-35
Textiles—continued						R	R	R	R	R
Cotton—continued										
Manufactures—continued										
Total value of Cotton goods (including Twist and Yarn)—continued										
Poland (including Danzig)	—	—	—	—	—	5,433	1,055	41,876	2,464	..
Germany	—	—	—	—	—	11,01,838	8,24,970	9,01,738	2,95,842	4,39,135
Netherlands	—	—	—	—	—	81,77,708	23,74,372	21,23,111	9,07,931	12,89,211
Belgium	—	—	—	—	—	6,09,896	2,56,896	2,29,258	1,15,578	1,77,519
France	—	—	—	—	—	5,33,066	6,13,742	7,12,417	2,90,426	4,95,083
Switzerland	—	—	—	—	—	24,25,271	24,74,440	40,54,223	2,24,807	27,55,508
Italy (including Fiume)	—	—	—	—	—	37,52,338	22,11,808	22,10,749	2,20,951	9,02,764
Austria	—	—	—	—	—	7,43,546	2,97,475	10,61,116	2,24,925	9,22,501
Czechoslovakia	—	—	—	—	—	66,337	20,322	17,797	9,212	20,336
Iraq	—	—	—	—	—	5,212	16,299	4,533	8,222	4,074
Iran	—	—	—	—	—	4,045	6,217	51,564	56,077	57,704
Siam	—	—	—	—	—	4,628	520	26,209	49,675	411
China (exclusive of Hong-kong and Macao)	—	—	—	—	—	1,01,46,153	98,66,329	85,51,772	65,22,100	94,10,121
Japan	—	—	—	—	—	7,66,85,062	6,79,00,661	10,12,92,255	6,19,22,551	7,05,16,469
Portuguese East Africa	—	—	—	—	—	1,611	1,059	725	7,622	197
United States of America—										
Vid Atlantic Coast	—	—	—	—	—	26,57,593	22,25,917	22,99,932	17,59,694	2,25,408
" Pacific "	—	—	—	—	—	22	198	24	—	28
Other Foreign Countries	—	—	—	—	—	9,212	9,712	9,270	8,051	10,572
TOTAL FOREIGN COUNTRIES	—	—	—	—	—	10,46,25,267	9,00,20,424	12,54,39,528	7,27,55,761	9,72,72,219
Share of Bengal	—	—	—	—	—	2,69,61,714	2,29,22,222	7,12,54,452	4,67,92,794	6,12,72,229
" Bombay	—	—	—	—	—	6,65,26,779	5,12,92,921	2,12,62,279	5,22,22,722	6,21,22,122
" Sind	—	—	—	—	—	4,12,21,222	6,12,22,222	5,44,57,222	2,62,22,222	4,22,72,222
" Madras	—	—	—	—	—	2,72,22,222	2,92,21,222	2,72,22,222	1,22,22,222	2,92,22,222
" Burma	—	—	—	—	—	2,52,27,222	2,52,22,222	2,27,22,222	2,92,22,222	2,21,22,222
TOTAL	—	—	—	—	—	25,25,59,794	19,15,41,698	26,22,79,427	17,74,21,197	21,76,14,925
Total value of Cotton, Raw and Manufactures	—	—	—	—	—	21,64,56,511	22,12,21,468	24,06,52,769	21,20,04,291	27,04,54,224
Fabrics of all descriptions not exceeding 4 yards in length (LII. T)—(a)					Yards					
United Kingdom (including Channel Islands)	—	—	—	—	9,227,249	—	—	—	—	12,90,240
British Possessions	—	—	—	—	24,122	—	—	—	—	2,025
TOTAL BRITISH EMPIRE	—	—	—	—	9,271,977	—	—	—	—	12,92,265
Germany	—	—	—	—	42,952	—	—	—	—	6,516
Switzerland	—	—	—	—	24,114	—	—	—	—	26,167
Italy (including Fiume)	—	—	—	—	21,292	—	—	—	—	6,884
Japan	—	—	—	—	26,702,622	—	—	—	—	66,00,006
United States of America—										
Vid Atlantic Coast	—	—	—	—	6,024,616	—	—	—	—	6,51,279
" Pacific "	—	—	—	—	22	—	—	—	—	5
Other Foreign Countries	—	—	—	—	22,224	—	—	—	—	6,422
TOTAL FOREIGN COUNTRIES	—	—	—	—	42,967,121	—	—	—	—	72,97,292
Share of Bengal	—	—	—	—	10,622,222	—	—	—	—	16,27,245
" Bombay	—	—	—	—	27,522,407	—	—	—	—	62,21,121
" Sind	—	—	—	—	2,422,020	—	—	—	—	5,90,442
" Madras	—	—	—	—	242,624	—	—	—	—	24,227
" Burma	—	—	—	—	212,622	—	—	—	—	62,021
TOTAL	—	—	—	—	52,229,092	—	—	—	—	85,95,697
Flax—										
Raw (II. Q)—										
United Kingdom (including Channel Islands)	Lbs.	Lbs.	Lbs.	Lbs.	Lbs.					
	15	4,619	280	9	779	227
Share of Bengal	168	176
" Bombay	15	4,619	112	9	779	61
TOTAL	15	4,619	280	9	779	227

(a) Separately recorded from 1924-25.

No. 10—continued

ARTICLES, AND COUNTRIES OF CONSIGNMENT; ALSO SHARE OF EACH PROVINCE	QUANTITY					VALUE				
	1930-31	1931-32	1932-33	1933-34	1934-35	1930-31	1931-32	1932-33	1933-34	1934-35
						₹	₹	₹	₹	₹
Textiles—continued										
Flax—continued										
Twist and Yarn (III. T)—	Lbs.	Lbs.	Lbs.	Lbs.	Lbs.					
United Kingdom (including Channel Islands)	16,480	34,637	13,105	4,995	16,634	20,205	27,726	11,492	3,942	15,355
Hongkong	3,214	--	--	--	--	9,768	--	--	--	--
TOTAL BRITISH EMPIRE	19,694	34,637	13,105	4,995	16,634	29,973	27,726	11,492	3,942	15,355
TOTAL FOREIGN COUNTRIES	1,794	1,240	45	508	3	1,468	686	60	369	6
Share of Bengal	16,335	32,328	13,105	4,623	13,543	19,376	27,334	11,492	3,570	11,840
" <i>Bombay</i>	3,371	1	45	662	116	10,266	3	60	330	285
" <i>Sind</i>	733	--	--	--	2,955	1,799	--	--	--	3,220
" <i>Madras</i>	--	2,408	--	--	20	--	390	--	--	16
" <i>Burma</i>	--	1,340	--	213	--	--	686	--	61	--
TOTAL	21,498	35,877	13,151	5,508	16,637	31,441	28,412	11,552	4,311	15,361
Manufactures—										
Canvas (III. T)—	Yards	Yards	Yards	Yards	Yards					
United Kingdom (including Channel Islands)	1,060,445	956,508	1,041,515	1,048,750	1,162,201	10,83,965	7,81,617	7,81,302	8,34,363	9,23,344
Irish Free State (a)	--	--	--	--	43,169	--	--	--	--	13,808
Other British Possessions	147	99	20	4,017	72	234	67	20	806	30
TOTAL BRITISH EMPIRE	1,060,592	956,607	1,041,535	1,052,767	1,205,442	10,84,199	7,81,684	7,81,322	8,35,169	9,37,182
Italy (including Fiume)	5,025	4,484	1,020	3,674	600	6,165	5,415	1,191	3,552	571
Other Foreign Countries	6,025	2,470	3,911	4,096	12,638	4,684	2,532	2,478	3,087	5,629
TOTAL FOREIGN COUNTRIES	11,050	6,954	4,931	7,770	13,438	10,849	7,947	3,669	6,639	6,200
Share of Bengal	730,081	600,395	618,425	607,637	645,781	7,95,458	4,53,787	5,00,662	5,01,362	5,38,164
" <i>Bombay</i>	240,106	368,331	269,193	412,703	520,228	1,92,875	2,55,475	1,46,534	2,44,149	2,97,259
" <i>Sind</i>	7,388	12,331	33,151	44,370	75,424	9,932	7,882	28,276	20,338	46,339
" <i>Madras</i>	10,517	22,571	23,976	33,719	19,967	16,856	26,719	17,516	29,856	14,764
" <i>Burma</i>	33,550	58,433	42,921	62,103	57,480	79,927	45,763	32,003	46,103	46,866
TOTAL	1,071,642	968,661	1,046,466	1,060,537	1,218,880	10,95,048	7,89,681	7,84,991	8,41,808	9,43,382
Piecegoods (III. T)—	Yards	Yards	Yards	Yards	Yards					
United Kingdom (including Channel Islands)	227,073	582,568	552,483	462,804	310,124	1,48,695	2,58,450	2,49,763	2,01,580	1,83,520
Other British Possessions	189	137	452	311	924	178	282	280	441	936
TOTAL BRITISH EMPIRE	227,262	582,705	552,935	463,115	311,048	1,48,873	2,58,732	2,50,043	2,02,021	1,84,456
Belgium	1,326	80	--	349	2,325	2,235	163	--	147	7,136
France	977	10,492	1,083	140	4,983	1,516	19,481	1,787	109	3,356
Other Foreign Countries	1,578	2,858	983	444	2,468	2,572	1,641	592	453	933
TOTAL FOREIGN COUNTRIES	3,881	13,430	2,066	933	9,776	6,323	21,285	2,379	714	11,425
Share of Bengal	29,339	111,496	28,325	25,346	60,797	32,700	66,753	23,877	22,430	51,600
" <i>Bombay</i>	163,352	447,967	505,375	466,396	133,528	95,194	1,36,034	2,12,536	1,60,223	30,356
" <i>Sind</i>	24,044	25,847	11,791	18,524	30,204	16,965	15,744	7,139	3,721	33,213
" <i>Madras</i>	6,515	9,037	6,216	9,163	21,407	7,327	9,150	5,270	3,100	21,350
" <i>Burma</i>	2,393	1,313	3,234	4,114	9,788	3,010	1,736	3,500	3,256	9,516
TOTAL	231,143	698,150	555,001	464,048	320,824	1,55,196	2,80,017	2,52,422	2,02,735	1,95,940

(a) Separately shown from 1933-34. Prior to 1933-34 included under the United Kingdom.

ARTICLES, AND COUNTRIES OF CONSIGNMENT; ALSO SHARE OF EACH PROVINCE	QUANTITY					VALUE				
	1930-31	1931-32	1932-33	1933-34	1934-35	1930-31	1931-32	1932-33	1933-34	1934-35
Textiles—continued						B	B	B.	B	B
Flax—continued										
Manufactures—continued										
Thread, sewing or darning (III. T)—	Lbs.	Lbs.	Lbs.	Lbs.	Lbs.					
United Kingdom (including Channel Islands)	88,392	185,412	113,126	112,411	101,771	1,56,406	1,93,779	1,72,211	1,62,986	1,79,462
Other British Possessions	5	1	..	600	110	20	14	..	1,225	227
TOTAL BRITISH EMPIRE	88,397	185,413	113,126	114,071	101,881	1,56,426	1,93,793	1,72,211	1,64,211	1,79,689
Austria	8,501	5,225	6,019	7,375	2,297	6,220	4,544	7,227	5,102	5,421
Japan	4,299	522	..	230	760	7,158	953	..	455	1,114
Other Foreign Countries	5,185	2,698	4,094	2,364	2,122	2,055	4,110	6,437	6,448	4,694
TOTAL FOREIGN COUNTRIES	15,985	9,630	10,113	10,969	5,239	21,473	9,607	13,704	10,005	11,221
Share of Bengal	69,716	119,244	77,456	86,825	67,221	1,04,822	1,27,225	92,653	1,02,228	1,11,221
.. Bombay	14,122	12,652	22,722	16,272	15,722	22,722	22,222	47,222	21,222	27,222
.. Sind	522	4,122	4,222	7,122	6,222	1,222	7,222	6,222	10,222	9,222
.. Madras	9,122	11,122	7,222	11,222	10,222	10,222	10,122	14,222	10,122	20,222
.. Burma	10,716	6,722	11,222	5,622	4,722	10,222	10,222	12,622	9,122	11,222
TOTAL	104,222	145,022	122,222	125,022	107,122	1,77,969	2,02,430	1,86,008	1,74,216	1,91,089
Other sorts (III. T)—	Lbs.	Lbs.	Lbs.	Lbs.	Lbs.					
United Kingdom (including Channel Islands)	406,100	244,695	251,472	221,442	226,449	6,52,010	4,17,797	2,25,797	2,21,247	2,60,912
Other British Possessions	6,527	1,052	7,222	9,722	14,207	5,022	1,270	5,222	4,222	1,222
TOTAL BRITISH EMPIRE	412,627	245,747	258,694	221,164	270,656	6,57,032	4,19,067	2,31,019	2,25,469	2,72,134
Germany	12,695	8,367	2,924	776	1,720	14,222	11,222	2,022	914	2,022
Italy (including Fiume)	1,221	4,696	922	4,000	724	1,022	5,122	1,622	4,222	202
Austria	6,021	2,225	4,112	5,612	2,972	9,722	12,660	5,221	6,224	4,160
Czechoslovakia	1,229	5,225	12,150	15,716	15,700	2,022	7,224	12,660	12,225	17,690
China (exclusive of Hongkong and Macao)	4	122	2,222	221	29	12	169	5,222	1,227	172
Japan	12,276	2,922	15,221	22,207	16,766	14,972	11,994	17,206	20,222	16,072
Other Foreign Countries	2,464	4,222	1,226	2,642	159	2,701	4,751	2,222	2,912	202
TOTAL FOREIGN COUNTRIES	28,020	40,715	40,024	52,225	29,202	45,266	52,975	49,222	54,267	41,262
Share of Bengal	142,212	102,210	122,222	122,222	122,222	2,60,222	1,21,222	2,01,222	1,22,222	1,22,222
.. Bombay	217,212	112,222	21,222	21,222	21,222	2,12,222	2,02,222	1,42,222	1,22,222	1,22,222
.. Sind	21,222	22,222	21,222	20,222	22,222	27,222	22,222	22,222	24,222	22,222
.. Madras	12,222	2,222	14,222	12,222	22,222	10,222	17,222	12,222	12,222	24,222
.. Burma	42,222	22,222	22,222	22,222	22,222	24,222	41,222	27,222	27,222	24,222
TOTAL	450,967	226,462	202,762	202,400	209,942	7,02,962	4,72,122	4,40,452	4,40,221	4,12,622
Total value of Flax manufactures (including Twist and Yarn)—										
United Kingdom (including Channel Islands)	—	—	—	—	—	20,67,221	16,79,222	16,00,222	15,24,112	16,71,602
Irish Free States*	—	—	—	—	—	14,271
Hongkong	—	—	—	—	—	9,222	222	222	449	692
Other British Possessions	—	—	—	—	—	5,422	1,504	5,224	6,650	994
TOTAL BRITISH EMPIRE	—	—	—	—	—	20,82,622	16,81,102	16,06,127	15,91,217	16,82,166
Germany	—	—	—	—	—	19,909	15,102	6,222	2,262	5,669
Belgium	—	—	—	—	—	2,210	1,477	1,222	1,099	2,200
France	—	—	—	—	—	1,222	20,165	2,100	707	6,002
Italy (including Fiume)	—	—	—	—	—	11,751	14,112	4,622	10,221	1,969
Austria	—	—	—	—	—	15,972	17,224	12,722	11,222	9,222

*Separately shown from 1922-24. Prior to 1922-24 included in United Kingdom.

No. 10—continued

ARTICLES, AND COUNTRIES OF CONSIGNMENT; ALSO SHARE OF EACH PROVINCE	QUANTITY					VALUE				
	1930-31	1931-32	1932-33	1933-34	1934-35	1930-31	1931-32	1932-33	1933-34	1934-35
Textiles—continued						R	R	R	R	R
Flax—concluded										
Manufactures—concluded										
Total value of Flax manufactures (including Twist and Yarn) —continued										
Czechoslovakia	—	—	—	—	—	2,029	7,884	4,976	19,074	17,810
China (exclusive of Hongkong and Macao)	—	—	—	—	—	18	510	5,929	1,456	178
Japan	—	—	—	—	—	25,157	12,900	18,054	22,084	19,221
Other Foreign Countries	—	—	—	—	—	5,450	4,016	2,709	2,235	842
TOTAL FOREIGN COUNTRIES	—	—	—	—	—	85,981	98,500	69,285	72,094	70,180
Share of Bengal	—	—	—	—	—	12,11,901	8,47,027	8,95,892	8,19,931	8,72,678
" Bombay	—	—	—	—	—	6,48,775	6,73,332	5,53,076	5,63,103	5,52,294
" Sind	—	—	—	—	—	87,206	80,357	78,518	1,14,606	1,48,614
" Madras	—	—	—	—	—	63,529	72,972	66,022	70,799	81,698
" Burma	—	—	—	—	—	1,57,195	1,00,914	91,998	94,881	1,02,018
TOTAL	—	—	—	—	—	21,68,606	17,74,602	16,76,422	16,63,311	17,58,206
Total value of Flax raw and manufactures	—	—	—	—	—	21,68,615	17,74,602	16,76,422	16,64,090	17,58,533
Haberdashery and Millinery— Lace and Embroidery (III. T)—										
United Kingdom (including Channel Islands)	—	—	—	—	—	8,12,970	2,31,002	2,92,333	2,98,632	2,57,376
Other British Possessions	—	—	—	—	—	1,267	1,706	1,329	3,255	3,508
TOTAL BRITISH EMPIRE	—	—	—	—	—	3,14,237	2,32,708	2,93,662	2,11,887	2,60,878
Denmark	—	—	—	—	—	7,151	..
Germany	—	—	—	—	—	5,96,738	4,10,175	5,12,760	4,88,592	4,81,927
France	—	—	—	—	—	92,428	88,414	93,495	66,300	41,771
Switzerland	—	—	—	—	—	3,50,387	1,14,708	2,68,968	1,57,407	1,48,003
Italy (including Fiume)	—	—	—	—	—	5,22,327	5,96,457	6,96,923	5,30,219	7,10,352
Austria	—	—	—	—	—	2,07,585	1,28,910	1,31,163	69,823	52,170
Czechoslovakia	—	—	—	—	—	72,675	49,118	40,917	18,972	2,479
Japan	—	—	—	—	—	32,279	17,951	44,109	43,188	2,42,058
Other Foreign Countries	—	—	—	—	—	4,729	3,382	3,899	7,582	8,676
TOTAL FOREIGN COUNTRIES	—	—	—	—	—	16,79,138	14,08,215	17,82,234	13,69,234	16,37,336
Share of Bengal	—	—	—	—	—	2,69,947	1,57,693	1,46,758	2,18,653	1,74,218
" Bombay	—	—	—	—	—	7,28,078	5,88,039	8,09,414	6,45,291	8,47,659
" Sind	—	—	—	—	—	7,95,146	6,76,384	8,64,339	5,21,827	6,51,775
" Madras	—	—	—	—	—	3,643	4,745	5,659	7,877	5,704
" Burma	—	—	—	—	—	3,96,561	2,16,059	2,49,726	2,07,473	2,18,367
TOTAL	—	—	—	—	—	21,93,375	16,40,923	20,75,896	16,01,121	18,98,214
Ribbons (III. T) (a)—										
United Kingdom (including Channel Islands)	—	—	—	—	Yards 462,263	—	—	—	—	27,104
Other British Possessions	—	—	—	—	234	—	—	—	—	29
TOTAL BRITISH EMPIRE	—	—	—	—	462,497	—	—	—	—	27,133
Germany	—	—	—	—	3,803,667	—	—	—	—	93,563
France	—	—	—	—	147,638	—	—	—	—	10,511
Switzerland	—	—	—	—	146,184	—	—	—	—	6,030
Italy (including Fiume)	—	—	—	—	255,450	—	—	—	—	7,712
Czechoslovakia	—	—	—	—	1,103,026	—	—	—	—	41,255
Japan	—	—	—	—	4,856,339	—	—	—	—	93,274
Other Foreign Countries	—	—	—	—	165,084	—	—	—	—	4,955
TOTAL FOREIGN COUNTRIES	—	—	—	—	9,978,288	—	—	—	—	2,57,300

(a) Separately recorded from 1934-35.

ARTICLES, AND COUNTRIES OF CONSIGNMENT; ALSO SHARE OF EACH PROVINCE	QUANTITY					VALUE				
	1930-31	1931-32	1932-33	1933-34	1934-35	1930-31	1931-32	1932-33	1933-34	1934-35
Textiles—continued						B	B	B	B	B
Haberdashery and Millinery—continued					Yards					
Ribbons (III. T) (a)—continued										
Share of Bengal	—	—	—	—	1,353,783	—	—	—	—	35,646
„ Bombay	—	—	—	—	4,566,328	—	—	—	—	1,28,081
„ Sind	—	—	—	—	831,431	—	—	—	—	30,057
„ Madras	—	—	—	—	2,754,082	—	—	—	—	55,515
„ Burma	—	—	—	—	235,267	—	—	—	—	22,134
TOTAL	—	—	—	—	10,440,785	—	—	—	—	2,84,432
Towels not in the piece (III. T)—	No.	No.	No.	No.	No.					
United Kingdom (including Channel Islands)	90,355	80,250	52,922	62,719	54,225	76,073	85,472	31,226	53,019	42,650
Hongkong	10,968	13,751	40,445	25,514	15,783	2,158	1,306	5,363	3,405	2,247
Other British Possessions	14,943	40,891	2,023	2,062	2,091	2,046	4,018	701	512	661
TOTAL BRITISH EMPIRE	116,266	134,892	95,390	90,395	72,109	80,277	90,796	37,290	56,936	45,558
China (exclusive of Hongkong and Macao)	23,267	32,123	31,069	44,796	19,791	5,041	4,112	4,016	4,654	2,122
Japan	2,979,591	2,908,203	5,685,034	5,118,011	2,688,955	2,44,026	2,21,976	10,00,801	9,21,321	7,11,152
Other Foreign Countries	4,946	3,335	1,162	4,532	5,739	2,899	2,481	1,263	1,920	1,825
TOTAL FOREIGN COUNTRIES	3,012,904	2,943,761	5,717,265	5,167,339	2,712,485	2,52,824	2,28,567	10,06,080	9,24,756	7,15,129
Share of Bengal	169,204	78,432	168,067	89,322	44,957	26,225	12,822	18,412	26,225	11,251
„ Bombay	72,814	62,633	201,148	1,190,658	192,319	11,222	16,212	33,622	1,47,997	24,225
„ Sind	4,723	2,043	1,723	42,022	16,077	2,922	1,710	1,442	11,712	4,222
„ Madras	60,590	819	12,312	196,800	71,252	12,412	612	2,422	37,902	17,202
„ Burma	2,822,179	2,924,687	5,421,152	2,722,416	2,468,879	2,70,024	2,29,723	9,22,222	7,70,222	6,22,761
TOTAL	2,121,670	2,078,664	5,812,606	5,227,724	2,726,584	2,24,122	2,29,247	10,42,222	9,24,241	7,60,277
Other sorts (III. T)—										
United Kingdom (including Channel Islands)	—	—	—	—	—	14,55,522	10,84,490	10,72,261	10,10,522	9,21,404
Ceylon (including Maldives)	—	—	—	—	—	6,191	2,927	2,065	2,269	1,642
Straits Settlements	—	—	—	—	—	24,205	10,196	6,702	2,722	6,122
Hongkong	—	—	—	—	—	9,591	12,722	14,645	24,522	60,522
Commonwealth of Australia	—	—	—	—	—	5,972	2,142	1,222	1,077	504
Other British Possessions	—	—	—	—	—	2,090	7,227	4,970	4,422	2,122
TOTAL BRITISH EMPIRE	—	—	—	—	—	15,09,622	11,19,224	11,02,299	10,42,175	9,24,426
Germany	—	—	—	—	—	9,52,422	6,95,022	2,02,255	4,21,622	2,76,619
Netherlands	—	—	—	—	—	11,521	20,262	6,760	712	922
Belgium	—	—	—	—	—	12,222	11,771	6,022	2,961	2,100
France	—	—	—	—	—	2,19,252	2,10,242	1,22,114	77,516	22,907
Switzerland	—	—	—	—	—	1,20,224	21,542	25,204	27,022	25,127
Italy (including Fiume).	—	—	—	—	—	2,94,796	2,55,412	2,25,244	1,57,222	1,52,617
Austria	—	—	—	—	—	55,617	26,540	25,972	24,024	12,500
Czechoslovakia	—	—	—	—	—	2,72,211	1,57,927	2,12,622	1,25,276	40,762
China (exclusive of Hongkong and Macao)	—	—	—	—	—	10,710	45,497	72,122	96,251	66,567
Japan	—	—	—	—	—	4,59,252	4,42,212	7,64,222	7,47,501	21,11,164
United States of America—										
Via Atlantic Coast	—	—	—	—	—	1,21,667	72,477	1,51,624	25,722	44,676
„ Pacific „	—	—	—	—	—	261	962	2,002	167	1,570
Other Foreign Countries	—	—	—	—	—	6,492	6,247	5,240	5,242	2,709
TOTAL FOREIGN COUNTRIES	—	—	—	—	—	20,24,122	20,27,947	25,57,957	12,12,764	27,92,240

(a) Separately recorded from 1924-25.

No. 10—continued /

ARTICLES, AND COUNTRIES OF CONSIGNMENT; ALSO SHARE OF EACH PROVINCE	QUANTITY					VALUE				
	1930-31	1931-32	1932-33	1933-34	1934-35	1930-31	1931-32	1932-33	1933-34	1934-35
Textiles—continued										
Haberdashery and Millinery— concluded										
<i>Other Sorts (III. T)— continued</i>										
<i>Share of Bengal</i>	—	—	—	—	—	11,22,562	8,52,575	9,04,727	6,97,256	7,47,325
" <i>Bombay</i>	—	—	—	—	—	16,66,581	13,07,604	16,12,295	12,93,506	22,32,447
" <i>Sind</i>	—	—	—	—	—	6,07,678	5,55,469	5,37,943	4,88,318	3,63,489
" <i>Madras</i>	—	—	—	—	—	2,81,140	2,03,750	2,98,930	1,81,140	1,30,632
" <i>Burma</i>	—	—	—	—	—	4,92,816	2,38,332	3,08,961	2,00,719	2,68,809
TOTAL	—	—	—	—	—	41,70,777	31,57,771	36,60,858	28,60,989	37,92,682
Total value of Haberdashery and Millinery—										
United Kingdom (including Channel Islands)	—	—	—	—	—	18,45,531	13,50,965	13,95,880	12,72,184	12,48,538
Ceylon (excluding Maldives)	—	—	—	—	—	6,314	3,786	3,645	3,560	2,114
Straits Settlements	—	—	—	—	—	26,595	14,350	7,580	5,370	9,280
Hongkong	—	—	—	—	—	12,544	15,931	20,579	29,745	63,084
Commonwealth of Australia	—	—	—	—	—	5,973	2,146	1,257	1,698	2,864
Other British Possessions	—	—	—	—	—	3,096	7,257	4,974	4,441	2,170
TOTAL BRITISH EMPIRE	—	—	—	—	—	19,05,047	13,93,809	14,33,916	13,16,998	13,28,005
Denmark	—	—	—	—	—	237	1,409	4	7,153	553
Germany	—	—	—	—	—	15,55,454	11,05,209	13,15,803	9,70,345	8,02,160
Netherlands	—	—	—	—	—	14,594	22,614	6,750	1,404	2,835
Belgium	—	—	—	—	—	13,237	13,083	9,514	5,431	6,487
France	—	—	—	—	—	3,11,799	2,99,521	2,21,614	1,43,916	91,215
Switzerland	—	—	—	—	—	4,80,711	1,96,253	3,54,472	2,14,443	1,79,180
Italy (including Fiume)	—	—	—	—	—	9,13,275	8,51,869	9,92,270	6,87,471	8,76,631
Austria	—	—	—	—	—	2,63,202	1,65,450	1,57,136	93,907	73,002
Czechoslovakia	—	—	—	—	—	3,50,886	2,07,055	2,53,008	1,54,348	93,496
China (exclusive of Hongkong and Macao)	—	—	—	—	—	16,568	50,837	76,408	1,02,475	72,808
Japan	—	—	—	—	—	13,36,161	13,42,345	18,08,945	17,22,010	31,57,643
United States of America—										
<i>Via Atlantic Coast</i>	—	—	—	—	—	1,24,230	72,946	1,51,890	31,007	47,022
" <i>Pacific</i>	—	—	—	—	—	977	991	2,208	168	1,633
Other Foreign Countries	—	—	—	—	—	6,912	5,139	5,463	5,425	3,301
TOTAL FOREIGN COUNTRIES	—	—	—	—	—	53,98,243	40,34,712	53,46,071	41,39,993	54,08,001
<i>Share of Bengal</i>	—	—	—	—	—	14,28,894	10,23,856	10,69,897	9,42,134	9,71,340
" <i>Bombay</i>	—	—	—	—	—	24,05,957	19,19,355	24,69,394	20,36,794	32,92,503
" <i>Sind</i>	—	—	—	—	—	14,05,312	12,32,553	14,03,725	10,21,863	10,49,539
" <i>Madras</i>	—	—	—	—	—	2,98,196	2,09,111	3,05,051	2,26,979	2,09,063
" <i>Burma</i>	—	—	—	—	—	17,59,431	10,52,165	15,40,920	11,79,131	12,13,571
TOTAL	—	—	—	—	—	72,98,290	54,28,641	67,79,987	54,56,901	67,36,006
Hemp—										
<i>Raw (II. Q)—</i>										
Straits Settlements	1,398	621	74	163	..	28,930	9,198	1,495	2,169	..
Hongkong	2,826	998	3,485	50,002	15,588	62,026
Other British Possessions	125	243	40	369	219	2,700	3,534	456	5,102	2,702
TOTAL BRITISH EMPIRE	4,349	1,865	3,599	532	219	81,632	28,320	63,977	7,271	2,702
Italy (including Fiume)	103	60	65	40	112	8,107	2,560	3,520	3,584	5,091
Sumatra	435	1,412	190	5,196	18,056	2,100
Java	68	2,453	2,900	1,497	2,005	950	34,874	38,266	16,438	19,561
Philippines	14,717	11,791	14,376	18,510	18,386	3,29,930	1,80,371	2,20,680	2,20,852	1,92,632
China (exclusive of Hongkong and Macao)	96	..	2,241	2,898	..	39,222
Japan	1,641	27,691
Other Foreign Countries	201	5	..	82	48	6,924	285	..	1,971	1,948
TOTAL FOREIGN COUNTRIES	16,826	14,309	20,607	21,541	21,241	3,76,500	2,17,890	3,06,884	2,60,901	2,21,532

GENERAL IMPORTS

(446)

No. 10—continued

ARTICLES, AND COUNTRIES OF CONSIGNMENT; ALSO SHARE OF EACH PROVINCE	QUANTITY					VALUE				
	1930-31	1931-32	1932-33	1933-34	1934-35	1930-31	1931-32	1932-33	1933-34	1934-35
Textiles—continued						R	R	R	R	R
Hemp—continued										
Russ (II. Q)—continued	Cwts.	Cwts.	Cwts.	Cwts.	Cwts.					
Share of Bengal	19,589	16,299	23,493	20,504	20,537	4,12,976	2,31,702	2,55,253	2,47,700	2,10,164
" Bombay	399	309	419	912	639	30,367	13,724	8,569	12,506	10,763
" Sind	--	--	--	--	--	4	--	--	--	--
" Madras	--	--	122	325	199	--	6	1,392	4,787	2,519
" Burma	687	66	173	372	25	14,836	772	2,542	2,179	227
TOTAL	21,175	16,174	24,206	22,078	21,460	4,58,182	2,46,210	2,70,861	2,62,178	2,24,284
Manufactures (excluding Cordage)—										
Bags and Sacks (III. T)—	No.	No.	No.	No.	No.					
United Kingdom (including Channel Islands)	--	--	9,000	--	--	--	--	1,534	--	--
Straits Settlements	--	--	--	--	170,450	--	--	--	--	14,270
TOTAL BRITISH EMPIRE	--	--	9,000	--	170,450	--	--	1,534	--	14,270
Italy (including Fiume)	--	--	350	--	--	--	--	492	--	--
Share of Bengal	--	--	260	--	--	--	--	492	--	--
" Bombay	--	--	9,000	--	170,450	--	--	1,534	--	14,270
TOTAL	--	--	9,350	--	170,450	--	--	2,026	--	14,270
Wool (III. T)—	Yards	Yards	Yards	Yards	Yards					
TOTAL BRITISH EMPIRE	2,224	9,317	1,645	9,823	1,162	1,624	2,190	866	4,458	965
Italy (including Fiume)	9,458	--	--	--	--	12,569	--	--	--	--
Other Foreign Countries	--	1,586	584	462	1,313	--	674	405	99	1,214
TOTAL FOREIGN COUNTRIES	9,458	1,586	584	462	1,313	12,569	674	405	99	1,214
Share of Bengal	9,458	162	--	--	--	12,564	287	--	--	--
" Bombay	5	226	--	--	930	5	525	--	--	1,186
" Madras	1,664	--	92	--	--	1,324	--	61	--	--
" Burma	589	9,905	2,121	10,225	1,495	490	2,012	1,210	4,557	893
TOTAL	11,682	10,903	2,229	10,285	2,475	14,393	2,864	1,271	4,557	2,179
Other sorts (III. T)—										
United Kingdom (including Channel Islands)	--	--	--	--	--	24,603	10,959	14,654	25,501	18,923
Other British Possessions	--	--	--	--	--	--	758	296	1,440	4,102
TOTAL BRITISH EMPIRE	--	--	--	--	--	24,603	11,717	14,950	26,941	18,025
Italy (including Fiume)	--	--	--	--	--	55,484	19,077	7,404	4,323	9,754
Other Foreign Countries	--	--	--	--	--	4,628	4,096	11,471	4,146	6,122
TOTAL FOREIGN COUNTRIES	--	--	--	--	--	60,112	23,173	18,935	8,469	15,936
Share of Bengal	--	--	--	--	--	46,263	20,924	2,783	1,321	11,676
" Bombay	--	--	--	--	--	40,769	6,441	24,623	22,921	15,910
" Sind	--	--	--	--	--	1,008	1,080	1,454	3,222	2,001
" Madras	--	--	--	--	--	703	1,603	1,294	1,048	427
" Burma	--	--	--	--	--	5,272	4,342	2,616	6,722	3,227
TOTAL	--	--	--	--	--	94,715	34,890	22,885	45,410	23,901
Total value of Hemp manufactures—										
United Kingdom (including Channel Islands)	--	--	--	--	--	25,047	10,959	14,715	26,631	14,771
Straits Settlements	--	--	--	--	--	460	--	2,278	4,045	16,450
Other British Possessions	--	--	--	--	--	220	2,048	257	122	30
TOTAL BRITISH EMPIRE	--	--	--	--	--	25,427	13,007	17,250	31,309	21,251

No. 10—continued

ARTICLES, AND COUNTRIES OF CONSIGNMENT; ALSO SHARE OF EACH PROVINCE	QUANTITY					VALUE				
	1930-31	1931-32	1932-33	1933-34	1934-35	1930-31	1931-32	1932-33	1933-34	1934-35
Textiles—continued:										
Hemp—concluded						R	R	R	R	R
<i>Total value of Hemp Manu- factures—continued</i>										
Italy (including Flume)	—	—	—	—	—	68,053	19,077	7,956	4,323	9,754
Other Foreign Countries	—	—	—	—	—	4,628	4,770	11,876	4,245	7,396
TOTAL FOREIGN COUNTRIES	—	—	—	—	—	72,681	23,847	19,832	8,568	17,150
<i>Share of Bengal</i>	—	—	—	—	—	58,827	21,191	3,260	1,321	11,676
" Bombay	—	—	—	—	—	40,774	7,026	26,187	32,931	31,366
" Sind	—	—	—	—	—	1,508	1,060	1,454	3,382	2,061
" Madras	—	—	—	—	—	2,037	1,603	1,455	1,048	427
" Burma	—	—	—	—	—	5,882	6,854	4,826	11,285	4,830
TOTAL	—	—	—	—	—	1,09,108	37,754	37,182	49,997	50,410
Jute—										
<i>Raw (H. N)—</i>	Tons	Tons	Tons	Tons	Tons					
TOTAL BRITISH EMPIRE	—	1	..	23	6	130	160	9	2,958	1,312
TOTAL FOREIGN COUNTRIES	1	3	7	..	6	622	721	1,931	158	983
<i>Share of Bengal</i>	1	4	7	23	12	752	871	1,931	3,092	2,310
" Sind	18	..
" Madras	10
" Burma	3	1	..
TOTAL	1	4	7	23	12	752	881	1,934	3,111	2,300
Totals and Yarn (III. Q)—										
<i>United Kingdom (including Channel Islands)</i>	Lbs.	Lbs.	Lbs.	Lbs.	Lbs.					
Other British Possessions	—	38	..	3,058	14	..	585	..
TOTAL BRITISH EMPIRE	22,965	10,714	10,602	12,592	12,708	7,212	5,115	2,903	3,402	2,440
TOTAL FOREIGN COUNTRIES	448	70	1,120	12	..	356	10	114	2	..
<i>Share of Bengal</i>	11,690	2,637	7,799	11,998	5,653	4,517	2,397	2,100	2,952	1,007
" Bombay	1,677	575	390	479	560	913	169	112	117	166
" Sind	2,759	390	..	12	439	517	175	..	2	146
" Madras	6,965	5,795	2,800	1,111	5,613	1,493	1,665	555	205	1,008
" Burma	322	1,425	733	2,062	443	128	233	250	713	113
TOTAL	23,413	10,822	11,722	15,662	12,708	7,568	5,139	3,017	3,989	2,440
Manufactures—										
Canvas (III. Q)—										
<i>United Kingdom (including Channel Islands)</i>	Yards	Yards	Yards	Yards	Yards					
Other British Possessions	203	3	..	20	36	201	6	..	10	45
TOTAL BRITISH EMPIRE	137,404	57,827	34,865	38,949	55,989	1,13,939	47,082	29,195	33,568	37,825
TOTAL FOREIGN COUNTRIES	1,310	5,468	3,203	2,580	5,435	1,090	2,845	2,264	2,029	3,205
<i>Share of Bengal</i>	49,447	34,299	27,370	20,523	8,970	70,316	32,019	24,337	19,050	10,162
" Bombay	23,368	10,670	6,479	20,549	47,301	16,032	5,862	5,553	16,037	24,537
" Sind	443	60	70	330	..	326	36	63	165
" Madras	2,436	1,985	953	100	1,974	1,433	2,388	594	113	3,373
" Burma	62,686	15,901	3,201	368	2,935	27,509	9,438	939	279	2,338
TOTAL	138,017	63,266	38,068	41,540	61,460	1,15,290	49,938	31,459	35,597	41,075

ARTICLES, AND COUNTRIES OF ORIGIN; ALSO SHARE OF EACH PROVINCE	QUANTITY					VALUE				
	1930-31	1931-32	1932-33	1933-34	1934-35	1930-31	1931-32	1932-33	1933-34	1934-35
Textiles—continued										
Jute—continued										
Manufactures—continued										
Gunny bags (III. Q)—	No.	No.	No.	No.	No.					
United Kingdom (including Channel Islands)	108,109	23,161	47,900	71,749	176,208	87,726	8,655	6,088	12,801	39,648
Ceylon (excluding Maldives)	4,463,063	4,081,025	3,883,869	3,499,071	2,465,637	12,03,836	9,74,146	8,88,865	7,43,596	5,62,193
Straits Settlements	101,278	92,718	66,578	76,269	120,768	29,370	18,154	15,123	22,655	48,706
Other British Possessions	25,511	29,290	11,247	9,982	1,090	10,546	6,715	3,357	2,884	633
TOTAL BRITISH EMPIRE	4,697,951	4,226,194	4,008,894	3,657,061	2,768,608	12,81,478	10,04,670	9,13,489	7,81,936	6,46,182
Japan	1,076,609	80,700	808	1,638	..	1,81,165	9,363	290	453	..
Egypt	..	100,250	10,180
Other Foreign Countries	40,693	6,004	7,770	3,250	7,553	10,921	1,309	2,120	889	3,106
TOTAL FOREIGN COUNTRIES	1,117,302	184,954	8,578	4,938	7,553	1,42,086	20,872	2,410	1,942	3,106
Share of Bengal	1,181,743	231,234	17,196	14,978	4,443	1,65,769	31,623	5,239	3,661	2,143
.. Bombay	444,880	1,469,236	1,173,941	978,465	293,650	1,03,788	3,94,893	2,07,009	1,59,262	58,330
.. Sind	3,332	9,691	81,759	17,432	24,660	1,993	2,036	15,215	4,420	6,994
.. Madras	2,812,197	2,492,914	2,621,948	2,502,137	1,963,214	10,77,421	6,46,068	6,67,337	5,84,268	4,73,936
.. Burma	372,981	267,410	122,637	148,961	485,184	75,886	41,872	20,498	31,556	1,04,792
TOTAL	5,815,253	4,411,148	4,017,472	3,661,974	3,771,261	14,23,564	10,25,542	9,15,899	7,83,277	6,48,288
Gunny cloth (III. Q)—	Yards	Yards	Yards	Yards	Yards					
United Kingdom (including Channel Islands)	65,714	19,439	289,767	170,691	2,05,214	11,697	3,908	82,451	47,383	58,881
Straits Settlements	110,049	100,206	81,648	44,500	38,595	13,105	9,959	8,187	4,450	3,980
Other British Possessions	2,284	2,083	2,000	71	10	853	332	150	18	2
TOTAL BRITISH EMPIRE	178,047	121,728	373,395	215,162	243,819	25,655	14,199	90,788	51,851	62,863
Japan	252,000	14	..	18,000	3	..
Other Foreign Countries	29,207	110	2,008	66	2,912	4,399	14	225	14	569
TOTAL FOREIGN COUNTRIES	281,207	110	2,008	70	2,912	22,399	14	225	17	569
Share of Bengal	323,003	7,197	5,098	320	3,662	29,861	496	498	45	1,116
.. Bombay	1,300	529	4,505	160	642	2,205
.. Sind	..	3,375	..	37	345	..	119	..	12	89
.. Madras	1,399	10,802	279,397	189,900	194,719	1,399	3,532	81,194	46,353	66,303
.. Burma	134,362	100,484	89,808	54,448	38,500	16,929	10,033	9,174	4,911	3,830
TOTAL	459,254	121,836	375,403	215,232	246,781	48,059	14,207	91,013	51,868	63,432
Rope and Twine (III. Q)—	Owts.	Owts.	Owts.	Owts.	Owts.					
United Kingdom (including Channel Islands)	358	252	328	192	371	25,004	19,641	16,979	11,050	15,226
Straits Settlements	138	24	36	60	5	5,398	1,734	2,450	2,185	827
Hongkong	223	5,819
Other British Possessions	..	2	9	31	105	..	6
TOTAL BRITISH EMPIRE	719	278	373	252	376	36,221	21,396	19,534	14,235	16,059
Italy (including Fiume)	7	138	72	11	36	645	8,809	6,071	736	2,700
Other Foreign Countries	162	86	181	10	47	10,441	3,267	4,909	540	1,252
TOTAL FOREIGN COUNTRIES	169	224	253	21	83	11,086	12,076	11,070	1,276	3,952

No. 10—continued

ARTICLES, AND COUNTRIES OF CONSIGNMENT; ALSO SHARES OF EACH PROVINCE	QUANTITY					VALUE				
	1930-31	1931-32	1932-33	1933-34	1934-35	1930-31	1931-32	1932-33	1933-34	1934-35
						R	R	R	R	R
Textiles—continued										
Silk—continued										
<i>Silk Yarn, Nolls, and Warps (III. B)*—contd.</i>	Lbs.	Lbs.	Lbs.	Lbs.						
Share of Bengal	228,909	166,411	254,090	284,626	—	6,90,569	4,82,217	9,80,682	6,69,760	—
" Bombay	1,117,620	1,449,539	2,532,419	1,626,369	—	43,60,747	43,26,353	75,04,534	37,66,126	—
" Sind	77,047	106,404	172,619	113,041	—	2,31,019	3,03,789	3,66,363	2,30,466	—
" Madras	816	22	1,061	3,158	—	3,710	231	4,662	7,569	—
" Burma	7	—	30	—
TOTAL	1,424,398	1,710,266	3,010,189	2,027,681	—	51,86,505	51,17,590	88,35,641	46,73,911	—
Made from Silk other than waste or nolls (III. B) (a)—					Lbs.					
United Kingdom (including Channel Islands)	—	—	—	—	1,916	—	—	—	—	9,395
Japan	—	—	—	—	126,426	—	—	—	—	4,86,419
Other Foreign Countries	—	—	—	—	880	—	—	—	—	697
TOTAL FOREIGN COUNTRIES	—	—	—	—	127,306	—	—	—	—	4,87,116
Share of Bengal	—	—	—	—	126,543	—	—	—	—	4,90,440
" Sind	—	—	—	—	698	—	—	—	—	3,355
" Madras	—	—	—	—	1,100	—	—	—	—	2,006
" Burma	—	—	—	—	881	—	—	—	—	711
TOTAL	—	—	—	—	129,222	—	—	—	—	4,96,511
Made from Silk waste or nolls (III. B) (a)—					Lbs.					
United Kingdom (including Channel Islands)	—	—	—	—	685,217	—	—	—	—	9,42,984
Other British Possessions	—	—	—	—	350	—	—	—	—	1,228
TOTAL BRITISH EMPIRE	—	—	—	—	685,567	—	—	—	—	9,44,112
France	—	—	—	—	25,238	—	—	—	—	51,752
Switzerland	—	—	—	—	3,457	—	—	—	—	8,516
Italy (including Fiume)	—	—	—	—	346,869	—	—	—	—	7,63,387
China (exclusive of Hongkong and Macao)	—	—	—	—	492,019	—	—	—	—	12,77,460
Japan	—	—	—	—	1,708,268	—	—	—	—	42,69,550
Other Foreign Countries	—	—	—	—	2,428	—	—	—	—	4,292
TOTAL FOREIGN COUNTRIES	—	—	—	—	2,578,274	—	—	—	—	63,74,957
Share of Bengal	—	—	—	—	481,753	—	—	—	—	9,74,747
" Bombay	—	—	—	—	2,424,843	—	—	—	—	68,13,070
" Sind	—	—	—	—	229,970	—	—	—	—	4,58,925
" Madras	—	—	—	—	1,345	—	—	—	—	7,175
" Burma	—	—	—	—	25,930	—	—	—	—	65,162
TOTAL	—	—	—	—	8,168,841	—	—	—	—	73,19,069
Manufactures—										
Goods of silk mixed with other materials (III. B)—	Yards	Yards	Yards	Yards	Yards					
United Kingdom (including Channel Islands)	192,449	185,152	249,889	132,144	312,978	3,25,360	2,31,517	2,03,984	1,82,395	2,48,539
Ceylon (excluding Maldives)	20	105	6,233	1,200	68,500	15	157	2,560	577	32,338
Straits Settlements	2,709	2,882	3,158	2,286	27,012	4,633	3,542	2,099	1,305	11,232
Hongkong	3,395	2,115	19,102	4,822	4,448	4,411	1,897	13,510	2,590	3,113
Other British Possessions	914	1,156	1,396	914	585	880
TOTAL BRITISH EMPIRE	199,487	190,254	278,472	141,608	314,343	3,35,333	2,37,103	3,12,153	1,87,452	2,98,162

* Sub-divided from 1934-35.
(a) Separately recorded from 1934-35.

ARTICLES, AND COUNTRIES OF CONSIGNMENT; ALSO SHARE OF EACH PROVINCE	QUANTITY					VALUE				
	1930-31	1931-32	1932-33	1933-34	1934-35	1930-31	1931-32	1932-33	1933-34	1934-35
Textiles—continued										
Silk—continued										
Manufactures—continued										
Goods of Silk mixed with other materials (III. B)—continued	Yds.	Yds.	Yds.	Yds.	Yds.					
Norway	470	7,425
Germany	149,447	170,083	237,568	242,700	307,114	2,26,642	2,67,197	2,77,407	2,06,245	2,68,070
Belgium	9,458	512	5,165	..	9,157	10,430	755	5,288	..	9,542
France	20,220	52,793	46,704	26,428	29,082	67,207	1,04,602	95,714	26,208	60,062
Switzerland	6,792	10,946	6,697	22,555	12,273	22,211	29,449	22,012	74,064	25,527
Italy (including Fiume)	20,002	20,224	25,225	64,712	41,622	20,492	22,222	74,220	62,726	60,422
China (exclusive of Hongkong and Manchou)	179,128	576,502	222,022	1,222,242	220,022	1,97,022	2,12,722	2,22,502	2,04,971	4,74,242
Japan	2,972,242	4,022,224	2,221,122	2,042,472	11,744,117	12,60,020	12,20,272	27,79,127	40,72,672	20,44,422
United States of America— Vid Atlantic Coast	1,022	2,122	124,212	..	5	1,424	922	27,242	..	10
" Pacific "	220	120
Other Foreign Countries	20,220	1,124	2,014	2,424	1,942	4,222	2,711	2,072	4,722	4,220
TOTAL FOREIGN COUNTRIES	4,400,724	4,220,221	2,224,200	2,711,721	12,022,022	24,74,224	27,22,024	40,22,672	22,11,214	70,27,221
Share of Bengal	1,222,247	1,142,272	2,272,277	1,212,222	222,272	2,21,222	2,47,222	2,21,222	4,12,214	1,22,010
" Bombay	1,022,222	2,222,222	2,774,222	7,122,172	11,722,122	12,22,222	17,22,722	27,27,121	22,22,222	22,22,222
" Sind	124,222	122,122	122,272	22,222	222,222	1,22,722	1,27,222	1,22,222	1,11,222	2,22,222
" Madras	71,222	427,222	722,222	222,222	222,222	22,222	2,22,222	2,22,272	1,71,221	1,22,221
" Burma	2,122,272	222,222	1,722,222	222,222	222,222	12,12,222	2,72,122	2,21,222	2,42,222	4,22,222
TOTAL { Yards — Lbs.	4,400,241	2,022,242	10,102,272	2,222,222	12,271,222 1,722,121	22,09,227	20,20,127	42,49,222	24,20,222	72,22,222
Hosiery—Socks and stockings made chiefly of Silk (III.B)(a)—					Lbs. — Doz. pair					
United Kingdom (including Channel Islands)	—	—	—	—	2,272 — 2,222	—	—	—	—	20,222
Mauritius and Dependencies	—	—	—	—	244 — 222	—	—	—	—	2,022
Other British Possessions	—	—	—	—	22 — 22	—	—	—	—	220
TOTAL BRITISH EMPIRE	—	—	—	—	2,242 — 2,019	—	—	—	—	22,222
United States of America— Vid Atlantic Coast	—	—	—	—	2,222 — 2,012	—	—	—	—	49,100
" Pacific "	—	—	—	—	1 — 1	—	—	—	—	22
Other Foreign Countries	—	—	—	—	1,722 — 2,122	—	—	—	—	10,917
TOTAL FOREIGN COUNTRIES	—	—	—	—	4,742 — 2,179	—	—	—	—	60,042
Share of Bengal	—	—	—	—	1,772 — 1,221	—	—	—	—	22,212
" Bombay	—	—	—	—	4,222 — 2,212	—	—	—	—	22,107
" Sind	—	—	—	—	1,172 — 1,122	—	—	—	—	12,241
" Madras	—	—	—	—	122 — 122	—	—	—	—	2,122
" Burma	—	—	—	—	212 — 472	—	—	—	—	7,221
TOTAL	—	—	—	—	7,222 — 2,122	—	—	—	—	22,274
Silk piecegoods (III. B)—										
United Kingdom (including Channel Islands)	Yards 26,607	Yards 147,212	Yards 91,222	Yards 42,224	Yards 22,722	62,442	1,22,222	22,427	22,022	22,422
Ceylon (including Maldives)	8,721	24,721	20,124	20,274	204,227	12,222	22,422	24,222	22,222	20,727
Straits Settlements	27,222	22,222	21,222	22,722	22,222	27,024	22,112	19,022	22,022	27,222
Hongkong	97,222	92,722	122,022	202,702	222,122	1,27,241	22,022	1,02,772	2,41,244	2,42,012
Kenya Colony	2,124	2,221	4,222	2,222	1,227	2,174	2,222	4,222	2,222	1,227
Other British Possessions	4,222	2,001	2,217	4,227	2,222	4,221	2,122	2,222	4,722	2,211
TOTAL BRITISH EMPIRE	202,247	214,122	270,227	1,011,212	1,010,217	2,27,121	2,24,222	2,40,122	4,24,222	4,20,221

* Quantity in lbs. shown from 1924-25.
(a) Separately recorded from 1924-25.

No. 10—continued

ARTICLES, AND COUNTRIES OF CONSIGNMENT; ALSO SHARE OF EACH PROVINCE	QUANTITY					VALUE				
	1930-31	1931-32	1932-33	1933-34	1934-35	1930-31	1931-32	1932-33	1933-34	1934-35
<i>Textiles—continued</i>						R	R	R	R	R
<i>Jute—concluded</i>										
<i>Manufactures—concluded</i>										
Hope and Twine (III. Q)— continued	Cwts.	Cwts.	Cwts.	Cwts.	Cwts.					
Share of Bengal	8	8	9	5	22	633	29	103	582	30
" Bombay	604	388	301	169	244	28,687	21,313	12,475	9,547	14,975
" Sind	1	6	1	8	70	307	669	94	277
" Madras	40	64	165	66	158	2,475	2,728	4,912	2,329	2,724
" Burma	236	146	195	41	32	15,362	9,035	12,445	2,659	1,975
TOTAL	888	502	576	282	459	47,207	33,472	30,604	15,511	19,991
<i>Other kinds (III. Q)—</i>										
United Kingdom (including Channel Islands)	Cwts.	Cwts.	Cwts.	Cwts.	Cwts.					
Straits Settlements	2,198	2,180	3,077	920	808	1,28,176	73,889	52,786	80,231	24,836
Other British Possessions	830	827	816	794	733	54,595	67,127	61,569	54,119	50,250
Under British Possessions	2	10	19	1	..	81	208	231	11	6
TOTAL BRITISH EMPIRE	3,075	3,077	3,912	1,715	1,541	1,82,852	1,41,174	1,14,586	84,361	75,092
Italy (including Finno)	2	..	13	78	1	215	..	940	6,268	168
Japan	1,171	..	26,183	..	37	6,362	..	1,56,810	12	1,441
Other Foreign Countries	39	59	29	11	62	5,040	7,596	2,775	970	7,977
TOTAL FOREIGN COUNTRIES	1,212	59	26,224	89	100	11,617	7,596	1,60,025	7,250	9,576
<i>Share of Bengal</i>	<i>2,332</i>	<i>993</i>	<i>23,963</i>	<i>503</i>	<i>452</i>	<i>65,893</i>	<i>44,592</i>	<i>1,95,320</i>	<i>21,334</i>	<i>11,723</i>
" Bombay	133	64	7	79	138	15,773	4,684	702	1,975	11,111
" Sind	26	26	20	16	11	3,378	3,995	4,261	1,902	827
" Madras	319	300	41	344	268	10,957	5,799	934	9,107	8,111
" Burma	1,527	1,854	1,105	463	772	38,463	39,709	73,394	57,243	52,891
TOTAL	4,287	3,186	30,136	1,804	1,641	1,94,469	1,48,770	2,74,611	91,611	84,668
<i>Total value of Jute Manufac-</i>										
<i>tures (including Twist and</i>										
<i>Yarn)—</i>										
United Kingdom (including Channel Islands)	—	—	—	—	—	3,23,754	1,55,234	1,90,399	1,38,925	1,78,856
Ceylon (excluding Maldives)	—	—	—	—	—	12,04,175	9,74,245	8,88,948	7,43,634	5,62,207
Straits Settlements	—	—	—	—	—	1,02,629	96,977	87,388	84,409	98,808
Hongkong	—	—	—	—	—	5,819	469	450	585	..
Other British Possessions	—	—	—	—	—	11,146	6,725	3,310	2,384	636
TOTAL BRITISH EMPIRE	—	—	—	—	—	16,47,523	12,33,650	11,70,495	9,69,937	8,40,506
Belgium	—	—	—	—	—	5,041	1,840	656	..	285
France	—	—	—	—	—	5,461	524	398	..	4,003
Italy (including Finno)	—	—	—	—	—	1,896	10,848	9,271	8,683	5,489
China (exclusive of Hongkong and Macao)	—	—	—	—	—	7,588	6,257	2,784
Japan	—	—	—	—	—	1,55,627	9,981	1,55,600	475	2,018
Egypt	—	—	—	—	—	..	10,287	111
Other Foreign Countries	—	—	—	—	—	13,121	3,696	5,404	2,758	7,488
TOTAL FOREIGN COUNTRIES	—	—	—	—	—	1,88,684	43,413	1,76,108	11,913	19,388
<i>Share of Bengal</i>	<i>—</i>	<i>—</i>	<i>—</i>	<i>—</i>	<i>—</i>	<i>3,36,939</i>	<i>1,11,635</i>	<i>2,27,635</i>	<i>47,674</i>	<i>26,191</i>
" Bombay	—	—	—	—	—	1,65,176	3,36,921	2,26,001	1,87,730	1,11,346
" Sind	—	—	—	—	—	4,967	6,901	20,781	6,508	7,430
" Madras	—	—	—	—	—	10,94,988	6,61,331	7,55,526	6,42,330	5,44,914
" Burma	—	—	—	—	—	2,34,037	1,60,325	1,13,610	97,661	1,69,965
TOTAL	—	—	—	—	—	18,36,157	12,77,068	13,46,603	9,81,863	8,59,894
TOTAL VALUE OF JUTE RAW AND MANUFACTURES	—	—	—	—	—	18,36,909	12,77,944	13,48,537	9,84,964	8,62,194

GENERAL IMPORTS

(450)

No. 10—continued

ARTICLES, AND COUNTRIES OF CONSIGNMENT; ALSO SHARE OF EACH PROVINCE	QUANTITY					VALUE				
	1930-31	1931-32	1932-33	1933-34	1934-35	1930-31	1931-32	1932-33	1933-34	1934-35
	Lbs.	Lbs.	Lbs.	Lbs.	Lbs.	₹	₹	₹	₹	₹
Textiles—continued										
Silk—										
<i>Raw (II. O)—</i>										
United Kingdom (including Channel Islands)	8,336	5	1,306	14,554	37	1,306
Hongkong	298,285	172,785	369,501	302,625	107,459	12,15,255	6,02,708	12,79,331	8,33,368	2,20,000
Other British Possessions	1	3
TOTAL BRITISH EMPIRE	298,285	172,785	369,501	302,631	108,068	12,15,255	6,02,708	12,87,835	8,33,900	2,21,306
Italy (including Fiume)	87,698	56,379	19,332	1,06,664	33,456	31,000
China (exclusive of Hongkong and Macao)	1,622,939	1,356,162	2,563,257	1,798,705	1,191,955	75,35,167	54,64,016	96,51,505	55,88,051	33,31,000
Japan	17,009	33,759	164,799	220,170	896,544	64,711	1,58,948	4,71,322	6,57,231	21,47,000
Other Foreign Countries	286	329	671	1,312	421	1,732	1,800	2,013	1,588	1,000
TOTAL FOREIGN COUNTRIES	1,641,234	1,390,250	2,816,425	2,076,566	2,108,252	76,01,610	56,24,769	1,03,21,504	68,36,375	55,13,000
<i>Share of Bengal</i>	5,360	2,126	679	11,775	343,043	21,991	11,350	2,223	37,349	7,330
<i>Bombay</i>	1,376,546	1,031,922	2,302,290	1,662,225	1,599,121	69,29,413	41,33,044	32,79,737	48,79,516	69,12,000
<i>Sind</i>	3,328	123	23	18	..	14,654	312	..
<i>Madræs</i>	646,452	622,255	879,957	716,464	339,671	27,12,829	29,20,254	24,12,120	22,57,201	9,32,000
<i>Burma</i>	11,151	672	3	33,606	2,129
TOTAL	1,939,519	1,662,965	2,166,262	2,379,197	2,216,920	88,16,865	62,37,467	1,17,09,339	71,74,234	87,37,000
Waste and Noils (II. O)—(a)										
Japan	10,687	4,000	8,000	..	4,795	28,405	11,588	16,942	..	4,795
Other Foreign Countries	30	50	30	200
TOTAL FOREIGN COUNTRIES	10,687	4,050	8,000	..	4,795	28,435	11,788	16,942	..	4,795
<i>Share of Bengal</i>	..	50	4,795	..	200	4,795
<i>Bombay</i>	10,687	4,000	8,000	28,405	11,388	16,942
<i>Burma</i>	30	30
TOTAL	10,687	4,050	8,000	..	4,795	28,435	11,788	16,942	..	4,795
Silk Yarn, Noils, and Warps (III. B)—(b)										
United Kingdom (including Channel Islands)	21,418	62,013	259,639	367,925	—	1,30,602	1,70,031	6,37,364	4,29,891	—
Other British Possessions	2,163	..	4,228	100	—	1,560	..	4,980	200	—
TOTAL BRITISH EMPIRE	23,581	62,013	263,867	368,025	—	1,32,162	1,70,031	6,42,344	4,30,091	—
Poland (including Danzig)	4,180	—	15,785	—
Germany	29,704	27,440	27,500	3	—	4,11,973	1,48,476	99,495	10	—
Netherlands	6,000	—	6,919	—
Belgium	14,162	129,762	87,317	60,945	—	25,438	1,27,203	72,602	53,680	—
France	78,313	111,300	72,777	20,461	—	1,75,194	2,39,232	1,79,164	36,708	—
Portugal (including Azores and Madeira)	2,350	—	13,749	—
Switzerland	123,582	239,952	98,091	..	—	5,79,734	10,78,891	3,08,864	..	—
Italy (including Fiume)	632,264	621,997	862,359	248,899	—	15,95,162	19,21,649	22,61,478	5,12,268	—
Austria	1,650	—	8,010	—
China (exclusive of Hongkong and Macao)	303,768	342,873	413,533	615,025	—	12,97,463	9,28,590	11,15,710	14,60,408	—
Japan	237,825	215,997	1,180,745	814,322	—	9,24,923	5,08,432	40,35,534	21,79,716	—
Other Foreign Countries	9	2	—	53	10	—
TOTAL FOREIGN COUNTRIES	1,890,802	1,648,868	2,746,322	1,759,656	—	50,54,843	49,47,539	81,72,797	42,43,820	—

(a) Noils shown with silk yarn up to 1933-34.
(b) subdivided from 1934-35.

No. 10—continued

ARTICLES, AND COUNTRIES OF CONSIGNMENT; ALSO SHARE OF EACH PROVINCE	QUANTITY					VALUE				
	1930-31	1931-32	1932-33	1933-34	1934-35	1930-31	1931-32	1932-33	1933-34	1934-35
Textiles—continued										
Silk—concluded						B	B	B	B	B
Manufactures—concluded										
Total value of Silk Manu- factures (including Silk Yarn, etc.)—continued										
Share of Bengal	—	—	—	—	—	26,79,388	21,59,707	25,05,516	15,17,868	13,53,894
“ Bombay	—	—	—	—	—	1,45,49,823	1,82,93,071	2,55,41,338	2,41,89,644	2,28,75,779
“ Sind	—	—	—	—	—	3,30,753	5,35,124	5,37,945	4,89,725	5,10,748
“ Madras	—	—	—	—	—	6,99,320	3,69,893	10,18,853	11,76,867	10,13,245
“ Burma	—	—	—	—	—	33,93,057	11,69,085	17,65,743	13,51,970	12,74,490
TOTAL	—	—	—	—	—	2,11,47,176	2,11,16,856	2,16,10,400	2,86,85,862	2,79,62,951
Total value of Silk, Raw and Manufactures	—	—	—	—	—	2,99,92,476	2,78,55,111	4,35,36,681	3,58,80,146	3,37,09,253
Wool—										
Raw (II. F)—	Lbs.	Lbs.	Lbs.	Lbs.	Lbs.					
United Kingdom (including Channel Islands)	419,779	973,513	2,127,531	1,589,382	2,248,670	4,93,015	8,71,470	16,24,994	14,30,787	18,42,013
Bahrain Islands	15,343	19,488	5,264	6,944	3,808	6,600	4,530	1,505	1,800	1,190
Commonwealth of Australia	1,613,206	2,913,705	3,050,870	2,831,180	3,043,687	9,93,039	15,14,813	18,10,843	18,02,721	20,94,714
New Zealand	7,213	106,353	72,949	23,322	..	4,375	40,436	31,786	11,752	..
Other British Possessions	15,792	4,230
TOTAL BRITISH EMPIRE	2,055,543	4,013,063	5,272,406	4,400,778	5,301,165	14,97,029	24,31,304	36,72,363	33,47,060	39,37,917
Germany	1,350	44,683	6,934	1,500	19,000	1,140
Mascat Territory and Trucial Oman	33,872	59,364	56,504	34,863	27,551	20,635	11,863	11,675	6,365	5,768
Other Native States in Arabia	16,300	116,192	160,780	11,424	24,584	6,600	25,870	1,08,900	2,820	7,090
Iraq	31,024	502,764	395,316	2,576	236,880	25,300	1,38,900	1,19,892	870	73,600
Iran	379,383	1,954,365	1,293,179	643,072	394,941	3,03,111	4,91,510	3,02,490	1,51,334	1,10,652
Other Foreign Countries	470	..	808	1,144	..	227	..	223	1,130	..
TOTAL FOREIGN COUNTRIES	1,019,909	2,675,973	1,913,971	698,084	683,959	3,56,823	6,78,145	5,39,335	1,62,519	1,97,109
Share of Bengal	1,413,961	2,475,519	3,368,636	2,554,145	2,731,514	3,73,224	12,60,375	13,03,329	16,39,465	20,13,933
“ Bombay	1,436,801	3,397,323	3,622,234	1,994,993	2,516,293	3,37,423	16,04,530	13,23,371	12,46,593	15,31,653
“ Sind	324,695	315,009	665,403	249,958	667,446	1,44,395	2,44,480	5,79,370	3,31,907	5,65,570
“ Madras	300,561	69,372	1,36,491	33,482
“ Burma	50	100	100	24	113	123	..
TOTAL	3,075,457	6,690,936	7,186,377	5,098,862	5,985,124	18,53,352	31,09,449	42,12,188	34,09,679	41,35,017

No. 10—continued

ARTICLES, AND COUNTRIES OF CONSIGNMENT; ALSO SHARE OF EACH PROVINCE	QUANTITY					VALUE				
	1930-31	1931-32	1932-33	1933-34	1934-35	1930-31	1931-32	1932-33	1933-34	1934-35
Textiles—continued										
Wool—continued	Lbs.	Lbs.	Lbs.	Lbs.	Lbs.	Rs.	Rs.	Rs.	Rs.	Rs.
Wool—continued										
Yarn and knitting wool (III. S)—										
Worsted yarn for weaving (III. S)—										
United Kingdom (including Channel Islands)	194,960	152,021	160,430	300,471	227,540	2,08,427	1,91,568	2,10,142	2,92,139	2,38,400
Poland (including Danzig)	210,536	252,558	344,226	78,060	27,685	4,45,226	2,95,119	5,00,800	1,58,889	36,500
Germany	81,204	112,968	79,892	15,169	7,668	2,15,198	2,41,947	1,67,735	26,445	14,500
Belgium	16,524	1,705	16,612	3,308	1,373	26,200	2,644	29,601	4,072	1,000
France	63,223	45,174	244,664	21,653	21,324	1,10,251	68,442	2,82,440	28,508	23,700
Italy (including Fiume)	442	1,276	2,095	964	2,519	6,400
Czechoslovakia	14,253	31,226
Austria	2,400	1,200	7,549	2,208
Japan	49,986	468,264	1,249,374	81,009	7,08,800	24,90,200
Other Foreign Countries	2,059	1,214	819	2,086	1,462	1,900
TOTAL FOREIGN COUNTRIES	373,977	415,805	751,554	886,034	1,410,396	3,04,801	7,12,200	12,02,520	9,25,096	26,96,100
Share of Bengal	127,241	105,653	21,597	155,989	178,328	2,16,491	1,26,010	1,21,246	1,49,534	2,40,200
" Bombay	29,427	22,797	50,893	379,202	561,221	1,54,477	22,188	48,426	4,95,269	10,10,000
" Sind	232,201	429,799	765,428	248,209	291,099	6,91,228	7,26,822	12,04,812	6,22,572	16,64,000
" Madras	568	6,289	12,546	2,065	6,322	1,242	16,924	28,622	4,210	16,000
" Burma	13,529	616	12	..	1,200	22,551	1,260	1,000
TOTAL	568,957	667,628	911,974	886,505	1,528,423	11,02,023	9,02,023	15,12,062	12,17,826	28,29,000
Knitting wool (III. S)—	Lbs.	Lbs.	Lbs.	Lbs.	Lbs.					
United Kingdom (including Channel Islands)	157,761	199,129	244,206	421,203	619,266	2,27,506	2,42,226	6,14,684	7,22,247	10,21,200
Other British Possessions	21	29	24	12	1	12	96	79	22	..
TOTAL BRITISH EMPIRE	157,782	199,158	244,230	421,215	619,267	2,27,524	2,42,322	6,14,763	7,22,269	10,21,200
Poland (including Danzig)	20,528	75,120	27,659	22,261	24,220	42,049	1,17,428	57,012	38,455	36,000
Germany	226,782	272,094	180,714	27,204	22,792	9,24,217	6,49,729	4,55,100	89,118	70,000
Belgium	2,207	20,710	21,146	5	12,104	7,271	48,997	27,849	12	11,000
France	53,077	164,052	190,774	2,522	472	27,982	2,21,916	2,82,272	6,084	1,000
Italy (including Fiume)	859	275	6,188	16	20	2,721	1,100	12,859	15	..
Austria	7,629	2,622	787	27,041	10,762	2,272
Czechoslovakia	275	276	21,027	994	1,059	45,389
China (exclusive of Hongkong and Macao)	795	1	5,144	102	92	1,229	10	11,308	206	..
Japan	..	2,625	127,516	224,517	1,157,670	..	9,362	2,74,722	4,79,974	20,06,000
Other Foreign Countries	974	26	421	222	297	2,920	74	1,641	208	..
TOTAL FOREIGN COUNTRIES	280,181	540,012	651,445	828,651	1,228,777	11,06,504	10,04,581	11,92,095	6,15,072	21,22,500

No. 10—continued

ARTICLES, AND COUNTRIES OF CONSIGNMENT; ALSO SHARE OF EACH PROVINCE	QUANTITY					VALUE				
	1930-31	1931-32	1932-33	1933-34	1934-35	1930-31	1931-32	1932-33	1933-34	1934-35
Textiles—continued						R	R	R	R	R
Silk—continued										
Manufactures—continued										
Silk piece-goods (III. B)— continued	Yards	Yards	Yards	Yards	Yards					
Germany	20,056	1,772	3,212	14,196	1,789	13,190	10,319	8,142	10,755	2,144
Belgium	361,233	33,333	74,805	35,407	5,761	2,29,944	50,612	56,637	27,234	3,550
France	23,723	14,639	3,132	9,232	17,279	1,04,192	54,707	53,484	33,020	22,512
Switzerland	12,191	3,040	16,320	31,355	15,351	61,727	34,061	68,024	68,397	43,813
Italy (including Fiume)	9,292	837	827	396	2,373	15,334	1,147	2,054	1,033	23,042
Iran	2,339	46	135	74	22,330	4,844	95	135	72	25,307
Java	193	10,137	..	100	233	215	5,327	..	68	203
French Indo-China	135	3,630	167	201	..	305	3,904	155	132	..
China (exclusive of Hong- kong and Macao)	3,279,347	7,735,673	7,312,465	5,743,229	4,462,031	59,31,399	49,25,343	43,32,762	23,64,333	13,73,533
Japan	7,334,662	11,744,633	26,763,103	34,239,036	27,796,539	60,00,405	71,39,433	1,32,96,534	1,47,39,277	1,00,39,017
Other Foreign Countries	2,711	2,735	2,303	5,206	4,713	4,036	6,215	2,709	6,270	6,743
TOTAL FOREIGN COUNTRIES	16,550,934	19,610,100	34,636,974	40,111,462	32,329,507	1,24,19,001	1,22,36,133	1,73,50,766	1,77,51,343	1,20,39,309
Share of Bengal	1,330,333	1,535,913	1,695,933	744,451	393,793	13,32,432	10,77,235	3,09,339	3,56,025	1,31,573
" Bombay	11,336,313	16,213,533	29,333,466	33,404,430	23,413,627	39,96,629	1,00,40,344	1,52,41,736	1,30,06,633	1,06,49,237
" Sind	493,161	103,621	159,066	173,735	349,670	4,02,925	97,600	1,04,127	95,722	1,36,906
" Madras	735,466	734,216	1,177,941	1,350,779	1,353,691	6,14,934	6,34,059	7,70,376	9,30,170	3,00,393
" Burma	1,319,603	1,339,913	2,332,422	2,147,935	2,324,133	12,39,272	7,71,373	11,64,334	7,77,674	7,22,121
TOTAL (a) { Yards -lbs.	16,754,331	19,924,223	34,957,931	41,123,330	33,339,734	1,26,36,252	1,26,30,411	1,30,90,962	1,32,16,274	1,25,20,420
Thread for sewing (III. B)—										
United Kingdom (including Channel Islands)	Lbs. 5,590	Lbs. 5,351	Lbs. 5,334	Lbs. 3,511	Lbs. 3,730	34,436	30,333	69,374	53,517	54,773
Other British Possessions	52	33	60	73	73	743	412	673	942	336
TOTAL BRITISH EMPIRE	5,642	5,384	5,444	3,584	3,803	35,179	30,745	70,047	54,459	55,109
Japan	6,114	4,209	..	1,446	154	64,620	40,441	..	3,035	337
Other Foreign Countries	37	40	17	331	4	1,337	437	166	5,212	33
TOTAL FOREIGN COUNTRIES	6,151	4,249	17	1,827	158	66,007	40,878	166	13,297	370
Share of Bengal	6,276	4,736	1,436	1,469	965	63,336	51,367	11,471	12,355	10,474
" Bombay	4,910	4,937	3,536	2,972	2,347	70,061	62,153	51,335	43,323	35,469
" Sind	279	307	171	573	339	6,439	5,144	3,139	4,535	6,031
" Madras	194	76	107	379	147	4,574	1,333	2,514	4,736	2,633
" Burma	134	32	113	123	166	1,767	971	1,634	1,752	1,925
TOTAL	11,793	10,133	5,461	5,416	3,961	1,51,241	1,21,673	70,713	67,756	56,534
Other sorts (III. B)—										
United Kingdom (including Channel Islands)	Lbs. 3,557	Lbs. 3,537	Lbs. 12,190	Lbs. 16,694	Lbs. 3,792	59,743	32,341	63,320	31,335	22,491
Ceylon (excluding Maldives)	1,002	103	346	115	240	15,234	1,774	2,262	1,120	2,413
Hongkong	736	594	366	156	72	5,771	4,273	2,400	1,433	434
Canada— Vid Atlantic Coast	336	440	2	23	..	6,530	5,370	3	390	..
" Pacific "	90	1,374	..
Other British Possessions	275	659	520	412	99	2,239	4,213	3,321	1,617	636
TOTAL BRITISH EMPIRE	10,906	10,333	13,424	17,495	4,203	39,603	38,478	71,311	37,354	26,014

(a) Quantity in lbs. shown from 1934-35

ARTICLES, AND COUNTRIES OF CONSIGNMENT; ALSO SHARE OF EACH PROVINCE	QUANTITY					VALUE				
	1930-31	1931-32	1932-33	1933-34	1934-35	1930-31	1931-32	1932-33	1933-34	1934-35
Textiles—continued										
Milk—continued										
Manufactures—continued										
Other sorts (III B) —continued	Lbs.	Lbs.	Lbs.	Lbs.	Lbs.					
Germany	707	778	3,588	440	174	4,171	4,952	8,644	2,187	683
Belgium	2,347	8,671	4,671	1,748	1,100	17,104	12,902	10,768	2,882	920
China (exclusive of Hongkong and Macao)	2,134	5,961	7,112	970	5,985	14,434	29,059	25,000	6,780	8,029
Japan	4,941	6,097	14,478	16,569	15,676	51,184	20,537	60,404	69,805	34,597
United States of America—										
Via Atlantic Coast	6,031	5,239	4,296	5,837	334	1,36,620	86,240	79,205	55,510	5,323
" Pacific "	84	196	56	56	..	1,890	3,018	984	1,149
Other Foreign Countries	6,777	1,220	1,334	317	423	10,076	2,420	5,229	2,844	2,545
TOTAL FOREIGN COUNTRIES	23,957	23,050	35,070	25,952	22,746	2,23,589	1,66,509	1,92,748	1,41,001	54,196
Share of British	20,921	21,733	23,301	19,749	12,904	76,164	1,90,253	93,174	66,322	27,323
" Bombay	10,559	10,392	20,319	21,421	11,025	21,329	71,317	1,06,048	94,671	17,349
" Sind	1,625	1,732	7,923	7,395	237	24,521	15,929	21,267	27,228	2,372
" Madras	1,491	2,167	679	1,013	1,521	25,552	11,493	5,226	12,221	13,663
" Burma	4,155	2,204	2,467	2,269	1,144	23,633	27,724	28,792	27,168	2,123
TOTAL	20,843	22,433	43,494	42,447	27,951	2,12,191	2,26,935	2,64,059	2,23,855	60,310
Total sales of Silk Manufactures (including Silk Yarn, etc.)—										
United Kingdom (including Channel Islands)	—	—	—	—	—	6,63,641	6,98,367	11,71,039	8,15,233	12,78,780
Ceylon (including Maldives)	—	—	—	—	—	21,535	44,324	20,121	26,226	1,15,478
Straits Settlements	—	—	—	—	—	44,639	26,273	25,037	26,404	61,129
Hongkong	—	—	—	—	—	1,50,101	95,635	1,24,222	3,46,246	2,47,205
Kenya Colony	—	—	—	—	—	9,105	5,859	4,685	2,028	1,537
Canada—										
Via Atlantic Coast	—	—	—	—	—	6,580	5,270	2	290	6,065
" Pacific "	—	—	—	—	—	—	—	—	1,874	—
Other British Possessions	—	—	—	—	—	4,691	5,100	2,329	5,755	2,298
TOTAL BRITISH EMPIRE	—	—	—	—	—	9,09,698	8,00,668	12,57,551	12,24,784	17,98,440
Norway	—	—	—	—	—	7,423
Poland (including Danzig)	—	—	—	—	—	15,755
Germany	—	—	—	—	—	6,65,998	4,20,944	4,93,702	3,19,290	2,93,576
Netherlands	—	—	—	—	—	6,998	..	265	105	..
Belgium	—	—	—	—	—	2,54,181	1,91,477	1,48,220	82,726	12,606
France	—	—	—	—	—	2,48,020	2,99,292	2,14,845	1,71,612	1,56,371
Portugal (including Azores and Madeira)	—	—	—	—	—	18,749
Switzerland	—	—	—	—	—	6,84,630	11,40,808	4,02,314	1,42,700	88,584
Italy (including Trieste)	—	—	—	—	—	16,02,572	19,55,514	24,37,589	5,78,421	8,52,172
Austria	—	—	—	—	—	12,217	1,455	5,023	5,297	7,535
Czechoslovakia	—	—	—	—	—	755	5,951	1,612	1,395	708
Iran	—	—	—	—	—	4,844	111	140	75	25,207
Java	—	—	—	—	—	215	5,327	..	68	403
French Indo-China	—	—	—	—	—	305	3,904	155	122	10
China (exclusive of Hongkong and Macao)	—	—	—	—	—	74,94,733	62,96,913	61,52,071	50,27,599	36,33,682
Japan	—	—	—	—	—	29,01,122	95,99,272	2,01,71,784	2,10,69,455	2,09,29,918
United States of America—										
Via Atlantic Coast	—	—	—	—	—	1,29,380	87,551	1,16,689	55,701	54,446
" Pacific "	—	—	—	—	—	120	1,211	3,042	984	1,174
Other Foreign Countries	—	—	—	—	—	2,723	1,660	2,952	4,388	2,020
TOTAL FOREIGN COUNTRIES	—	—	—	—	—	2,02,37,664	2,02,26,128	2,02,52,849	2,74,61,078	2,61,64,511

No. 10—continued

ARTICLES, AND COUNTRIES OF CONSIGNMENT; ALSO SHARE OF EACH PROVINCE	QUANTITY					VALUE				
	1930-31	1931-32	1932-33	1933-34	1934-35	1930-31	1931-32	1932-33	1933-34	1934-35
	Yards	Yards	Yards	Yards	Yards	₹	₹	₹	₹	₹
Textiles—continued										
Wool—continued										
Manufactures—continued										
Piece-goods (III. B)—continued										
Sweden	..	18,576	26,010
Poland (including Danzig)	26,180	..	179,113	395,763	29,070	84,547	..	2,08,509	3,25,897	48,120
Germany	490,703	254,634	461,802	899,137	432,262	8,16,210	4,15,388	8,76,150	6,47,809	7,04,517
Netherlands	121,985	88,125	59,122	33,942	25,416	3,66,482	2,38,922	1,59,746	67,242	65,406
Belgium	196,210	78,984	504,251	539,704	22,483	3,89,077	1,48,186	5,85,871	4,58,757	49,852
France	2,066,367	2,036,216	4,561,869	2,742,866	662,648	24,01,137	16,10,046	34,29,798	17,43,029	4,23,300
Switzerland	28,522	1,977	27,797	54,793	109,237	88,436	2,274	89,914	71,018	1,46,455
Italy (including Fiume)	2,017,031	1,335,833	3,607,710	2,123,412	192,856	25,30,806	15,16,208	42,13,933	22,62,206	3,52,749
Austria	5,437	8,838	6,944	3,074	63,704	19,370	17,933	12,808	4,900	96,495
Czechoslovakia	143,547	184,546	300,213	58,245	26,698	3,19,110	3,25,486	5,27,500	1,17,279	60,565
Iran	1,173	82	10,314	59	4,140	1,952	250	8,129	27	1,874
Siam	..	14,094	14	..	8,423	21
Japan	567,975	121,390	1,412,661	2,090,419	6,858,710	2,92,101	72,718	7,78,404	15,47,222	73,06,105
Portuguese East Africa	188	136	224	3,941	23	310	136	224	5,473	23
Other Foreign Countries	2,029	794	3,026	1,183	466	2,941	1,532	8,832	2,131	706
TOTAL FOREIGN COUNTRIES	5,672,447	4,194,160	11,135,146	8,346,578	8,427,721	72,07,379	43,83,512	1,08,39,809	72,73,135	93,16,246
Share of Bengal	1,572,751	1,077,185	2,182,521	2,034,320	2,036,848	24,12,531	13,32,004	23,60,038	21,29,654	23,52,521
" Bombay	2,176,731	1,447,426	3,736,343	4,131,197	4,783,314	38,89,651	23,70,039	68,22,923	62,17,242	70,58,313
" Sind	2,437,495	2,761,223	6,634,345	4,484,796	2,724,058	31,30,146	27,12,410	62,63,103	37,84,625	33,30,514
" Madras	73,386	33,930	179,377	210,221	307,140	1,43,423	77,116	1,37,041	1,34,651	1,32,446
" Burma	1,459,037	199,725	1,213,170	624,892	764,720	24,10,148	3,33,218	14,79,440	7,70,466	10,48,581
TOTAL { yds.(a) =lbs.	7,716,400	5,515,554	13,946,761	11,635,916	10,518,080 =4,783,053	1,19,85,948	68,74,776	1,61,12,545	1,30,26,738	1,39,82,375
Goods of wool mixed with other materials (III. B) (b)—					Yards.					
United Kingdom (including Channel Islands)	—	—	—	—	2,125,573	—	—	—	—	29,46,896
Poland (including Danzig)	—	—	—	—	109,746	—	—	—	—	1,58,493
Germany	—	—	—	—	58,322	—	—	—	—	1,00,074
Netherlands	—	—	—	—	4,026	—	—	—	—	6,147
Belgium	—	—	—	—	45,126	—	—	—	—	66,824
Switzerland	—	—	—	—	12,922	—	—	—	—	17,344
Italy (including Fiume)	—	—	—	—	447,075	—	—	—	—	3,72,689
Czechoslovakia	—	—	—	—	3,020	—	—	—	—	5,659
Japan	—	—	—	—	409,680	—	—	—	—	4,96,832
Other Foreign Countries	—	—	—	—	3,067	—	—	—	—	4,336
TOTAL FOREIGN COUNTRIES	—	—	—	—	1,092,934	—	—	—	—	12,28,538
Share of Bengal	—	—	—	—	1,131,412	—	—	—	—	11,39,346
" Bombay	—	—	—	—	1,263,646	—	—	—	—	19,04,333
" Sind	—	—	—	—	577,425	—	—	—	—	8,25,196
" Madras	—	—	—	—	17,049	—	—	—	—	29,194
" Burma	—	—	—	—	173,025	—	—	—	—	2,77,365
TOTAL { yds. =lbs.	—	—	—	—	3,218,557 =1,860,165	—	—	—	—	41,75,424
Shawls (III. B)—										
United Kingdom (including Channel Islands)	No. 14,147	No. 2,504	No. 10,865	No. 8,908	No. 1,770	74,944	12,018	37,402	24,433	4,710
Other British Possessions	50	603	22	62	102	346	2,454	113	181	413
TOTAL BRITISH EMPIRE	14,197	3,007	10,887	8,970	1,872	75,290	14,472	37,515	24,614	5,123
Germany	223,494	113,689	186,382	171,456	143,467	9,56,114	4,93,288	7,30,135	7,49,315	6,74,359
Belgium	1,340	..	2,813	90	..	6,239	..	7,224	891	..
France	23,075	4,015	22,902	8,893	2,575	59,981	8,196	68,241	20,255	8,328
Switzerland	224	..	420	154	2,309	7,618	..	585	1,092	9,778
Italy (including Fiume)	129,369	40,574	59,546	35,197	21,071	3,12,348	75,266	1,26,508	35,010	68,109

(a) Quantity in lbs. shown from 1934-35.
(b) Separately recorded from 1934-35.

No. 10—continued

ARTICLES, AND COUNTRIES OF CONSIGNMENT ALSO SHARE OF EACH PROVINCE	QUANTITY					VALUE				
	1930-31	1931-32	1932-33	1933-34	1934-35	1930-31	1931-32	1932-33	1933-34	1934-35
Taxiles—continued										
Wool—continued										
Manufactures—continued										
Shawls (H. S.)—continued	No.	No.	No.	No.	No.	R	R	R	R	R
Austria	224	826	786	6,048
Japan	2,476	58,338	106,495	243,952	..	2,723	56,301	1,14,263	4,34,788
Other Foreign Countries	13	60	3	300	..	78	465	1,292	1,483	..
TOTAL FOREIGN COUNTRIES	378,239	160,878	327,404	322,645	614,081	19,38,109	5,79,848	10,46,146	9,23,533	11,91,396
Share of Bengal	179,299	80,437	70,934	34,168	33,143	6,22,371	2,78,149	2,48,696	1,33,310	1,46,419
" Bombay	37,639	9,757	34,532	43,437	74,866	1,96,313	47,329	1,31,423	2,01,598	3,32,336
" Sind	34,368	34,309	79,072	89,464	83,360	3,97,438	1,40,447	3,69,199	3,21,423	6,90,430
" Madras	18,390	30,243	46,534	60,746	46,163	82,312	1,91,840	1,72,843	1,84,199	1,81,731
" Burma	199,897	3,681	126,718	133,319	173,973	2,86,468	14,643	1,74,798	1,36,933	1,57,913
TOTAL	392,436	163,890	333,391	331,615	4,15,963	14,13,399	5,94,239	10,63,061	9,43,147	11,96,519
Other sorts (H. S.)—										
United Kingdom (including Channel Islands)	Lba.	Lba.	Lba.	Lba.	Lba.					
Other British Possessions	1,597	1,193	1,402	550	436	3,685	2,759	2,249	1,015	936
TOTAL BRITISH EMPIRE	101,545	108,186	348,757	331,373	220,001	1,10,373	1,84,856	3,24,958	3,40,642	1,31,513
Poland (including Danzig)	10	573,024	5	4,08,683
Germany	27,426	16,177	9,079	20,369	186,290	40,808	22,242	16,674	25,643	1,45,975
Italy (including Fiume)	22,953	935	3,449	433	1,345,421	29,157	1,975	4,696	735	1,323,656
Hungary	7,071	12,308	1,333	2,233	12,678	2,519
Czechoslovakia	3,323	4,579	3,522	239	..	4,298	5,631	6,916	369	..
Japan	2,225	2,334	107	6,532	1,333	3,233	9,727	347	6,108	4,373
United States of America—										
Y¹⁴ Atlantic Coast	25,049	5,138	23,723	11,725	10	14,010	3,952	16,413	3,934	41
Other Foreign Countries	626	2,579	2,643	5,667	6,093	1,440	3,236	5,729	5,232	4,491
TOTAL FOREIGN COUNTRIES	32,517	31,993	51,604	37,352	3,134,614	92,976	46,893	58,998	58,606	19,00,016
Share of Bengal	59,564	27,339	71,511	76,917	341,773	73,393	40,350	33,025	76,963	3,23,689
" Bombay	70,363	30,339	163,331	166,835	1,306,709	37,092	1,43,674	2,19,847	1,92,395	21,98,093
" Sind	3,326	31,333	104,638	30,201	659,723	3,779	14,614	52,033	99,423	4,69,279
" Madras	3,327	6,211	4,553	7,315	19,839	3,061	3,339	3,671	17,931	11,373
" Burma	67,632	70,408	46,333	57,407	62,572	29,534	24,692	26,530	20,321	19,394
TOTAL	184,162	225,178	395,361	378,725	3,254,615	2,08,349	2,31,719	3,93,956	3,98,648	20,21,529
Total value of Woollen Manufactures (including Farn and knitting wool)—										
United Kingdom (including Channel Islands)	—	—	—	—	—	67,31,796	40,52,992	71,77,524	72,57,630	99,65,514
Ceylon (excluding Maldives)	—	—	—	—	—	6,399	12,070	6,322	4,037	3,357
Straits Settlements	—	—	—	—	—	2,716	7,868	5,548	1,876	4,243

No. 10—continued

ARTICLES, AND COUNTRIES OF CONSIGNMENT; ALSO SHARE OF EACH PROVINCE	QUANTITY					VALUE				
	1930-31	1931-32	1932-33	1933-34	1934-35	1930-31	1931-32	1932-33	1933-34	1934-35
Textiles—continued										
Wool—continued										
Yarn and knitting wool—continued										
Knitting wool (III. S)— continued										
Share of Bengal	87,996	89,857	148,897	139,829	111,103	2,56,093	2,27,375	2,45,026	2,48,171	2,46,431
„ Bombay	194,524	361,374	416,416	164,482	193,843	3,91,386	6,23,654	5,71,800	2,52,743	3,13,394
„ Sind	162,705	215,503	316,515	422,987	1,435,232	4,66,621	4,69,140	6,01,372	6,38,472	22,24,793
„ Madras	31,366	27,142	27,666	37,991	19,979	1,09,897	76,218	83,331	94,748	1,03,898
„ Burma	61,372	44,794	56,281	54,677	78,537	2,10,128	1,12,226	1,95,030	1,09,907	1,71,293
TOTAL	537,968	789,170	995,775	809,966	1,859,144	14,34,028	14,08,519	17,96,868	13,44,041	31,59,817
Manufactures—										
Blankets and rugs other than floor rugs (III. S)—										
United Kingdom (including Channel Islands).	66,629	50,017	59,038	87,291	115,826	1,28,278	65,775	88,136	1,07,316	1,35,712
Hongkong	3,549	3,070	3,039	1,940	7,916	11,672	5,526	6,289	4,039	12,963
Other British Possessions .	2,687	947	2,136	375	1,081	3,229	2,651	2,041	758	1,551
TOTAL BRITISH EMPIRE	72,865	68,034	64,213	89,606	124,823	1,43,179	98,952	96,466	1,12,108	1,50,231
Germany	182,575	273,480	217,730	74,063	352,184	1,20,982	1,40,866	98,676	34,383	1,25,983
Belgium	4,456	11,487	47,470	..	11,441	2,567	4,921	20,766	..	6,317
France	41,886	67,476	39,252	28,519	20,927	27,332	35,489	16,384	10,196	8,738
Italy (including Fiume) .	3,336,095	1,990,024	3,781,665	4,395,433	5,981,089	33,34,353	15,92,451	31,40,357	37,95,833	48,993,848
Czechoslovakia	215	293	1,208	535	4,296	546	846	2,520	1,554	6,923
Japan	234	36	13,151	33,823	152,347	591	95	15,219	43,867	1,96,440
United States of America—										
Y'd Atlantic Coast	13,632	2,011	506	1,632	722	12,373	3,336	1,805	3,133	1,025
„ Pacific „	9	56	..	60	..	17	48	..	24	..
Other Foreign Countries .	10,448	3,376	11,884	967	17,316	8,015	3,022	4,669	1,146	9,231
TOTAL FOREIGN COUNTRIES	3,594,550	2,348,339	4,112,866	5,080,071	6,540,322	35,07,676	17,30,294	33,00,756	38,90,136	53,43,505
Share of Bengal	1,633,965	1,102,217	1,687,853	2,063,285	2,993,429	16,53,515	7,26,734	11,77,420	14,58,330	22,53,758
„ Bombay	596,733	623,264	793,354	1,045,773	1,467,489	6,57,145	4,37,012	6,25,036	3,64,537	13,07,911
„ Sind	753,744	478,257	1,240,458	1,539,607	1,829,947	3,36,251	4,69,881	11,29,452	13,47,103	13,55,141
„ Madras	26,331	44,375	113,308	27,348	16,579	36,199	45,953	93,151	22,058	22,348
„ Burma	451,742	362,350	431,666	442,665	357,791	4,62,643	2,06,166	3,67,163	3,73,316	3,29,513
TOTAL	3,667,415	2,411,373	4,177,079	5,119,678	6,665,145	36,50,855	18,74,846	33,97,222	40,02,294	54,98,736
Brads (III. S)—										
United Kingdom (including Channel Islands)	2,585	627	1,018	2,542	727	6,952	2,176	3,048	5,334	2,613
Germany	6,590	2,094	3,516	1,890	2,340	19,284	6,507	23,406	5,360	5,724
Netherlands	2,209	2,202	2,315	1,674	845	3,325	6,924	6,565	5,039	2,880
Czechoslovakia	1,409	1,697	3,530	3,835	4,226	5,710	4,337	7,271	11,141	10,141
Japan	672	30,960	648	6,922
Other Foreign Countries .	610	1,204	3,338	200	751	1,690	3,041	3,100	230	2,074
TOTAL FOREIGN COUNTRIES	10,818	7,197	17,699	8,271	39,122	35,609	20,803	40,342	22,488	27,741
Share of Bengal	4,475	2,000	7,159	2,360	3,235	11,250	6,597	15,206	5,059	6,554
„ Bombay	786	1,435	4,246	3,415	33,075	2,342	4,321	5,547	6,559	11,640
„ Sind	3,082	3,587	3,925	3,718	2,859	26,107	10,637	12,058	11,293	7,551
„ Madras	585	655	1,399	..	12	1,625	1,521	3,248	..	36
„ Burma	3,575	36	2,038	2,322	1,618	10,737	199	5,631	6,451	4,280
TOTAL	13,403	7,824	18,717	11,813	39,849	42,561	22,935	43,390	26,372	30,359

GENERAL IMPORTS

(458)

No. 10—continued

ARTICLES AND COUNTRIES OF CONSIGNMENT; ALSO SHARE OF EACH PROVINCE	QUANTITY					VALUE				
	1930-31	1931-32	1932-33	1933-34	1934-35	1930-31	1931-32	1932-33	1933-34	1934-35
Textiles—continued										
Wool—continued										
Manufactures—continued										
Carpets and floor rugs (III. B)—										
United Kingdom (including Channel Islands)	76,681	75,881	81,258	75,868	104,959	2,42,012	2,00,027	1,77,177	1,52,848	2,27,014
Ceylon (excluding Maldives)	409	2,007	627	188	297	807	12,458	792	277	490
Other British Possessions	2,824	6,108	1,538	1,595	6,573	6,868	6,875	4,176	2,228	11,728
TOTAL BRITISH EMPIRE	79,914	84,096	83,423	77,643	111,929	2,49,687	2,21,260	1,82,145	1,55,353	2,40,232
Germany	2,278	1,587	256	260	5,632	5,782	2,627	2,078	1,002	11,082
Belgium	176	582	2,702	12,259	5,312	184	952	4,915	14,158	6,157
France	5,454	7,451	7,336	1,241	1,919	12,450	20,218	20,062	2,628	11,202
Italy (including Trieste)	12,196	9,266	1,475	2,022	2,460	10,722	6,327	2,007	4,504	2,252
Iraq	6,411	5,974	5,447	6,112	2,221	14,820	15,406	10,277	10,522	5,096
Iran	55,842	1,45,904	77,922	14,449	9,511	1,12,572	2,07,241	79,698	18,241	14,994
China (excluding of Hong-kong and Macao)	6,125	2,158	2,795	7,971	5,952	10,212	4,514	4,422	14,092	10,722
United States of America—										
Via Atlantic Coast	5,544	4,472	2,226	2,062	10,766	25,465	12,200	21,711	7,269	22,116
" Pacific "	112	80	..	42	..	500	150	..	124	..
Other Foreign Countries	2,199	5,240	1,864	2,952	2,702	7,946	11,225	4,527	5,572	6,241
TOTAL FOREIGN COUNTRIES	96,227	122,717	104,298	57,892	42,645	2,01,927	2,24,755	2,20,122	79,429	92,479
Share of Bengal	49,642	26,157	25,202	24,022	22,222	1,02,674	55,250	72,669	62,272	76,214
" Bombay	20,411	220,202	122,422	70,210	62,222	2,22,222	2,22,222	2,70,742	1,17,222	1,21,222
" Sind	25,222	22,222	12,222	12,222	12,222	20,222	70,222	22,222	27,222	22,222
" Madras	6,222	2,222	2,222	2,222	2,222	14,012	22,222	12,222	12,222	12,222
" Burma	2,222	1,222	2,222	2,222	2,222	2,222	2,222	2,222	2,222	2,222
TOTAL	176,211	267,012	167,214	122,022	122,022	4,21,571	5,16,112	4,02,272	2,22,222	2,41,712
Hosiery (III. B)—										
United Kingdom (including Chan del Islands)	170,154	122,022	107,179	102,222	122,222	7,76,646	5,27,210	4,27,647	4,62,222	5,42,222
Hongkong	9,222	2,122	2,222	244	1,242	22,222	5,722	17,022	2,422	2,422
Other British Possessions	119	422	202	7	9	622	741	1,722	27	26
TOTAL BRITISH EMPIRE	179,291	124,566	112,603	102,473	123,573	8,16,570	5,38,673	4,46,391	4,62,279	5,51,722
Germany	16,222	6,900	1,414	12	272	62,222	25,009	5,222	52	2,222
France	9,222	2,222	142	2	26	50,746	14,222	1,122	10	427
Czechoslovakia	1,090	112	150	20	..	5,772	222	222	24	..
Japan	12,222	17,222	150,222	160,222	220,222	22,142	20,122	2,05,222	4,10,222	6,42,222
Other Foreign Countries	1,212	2,422	1,272	1,222	4,072	2,222	2,222	2,222	6,714	4,622
TOTAL FOREIGN COUNTRIES	41,027	20,104	152,212	171,222	272,222	1,57,072	1,04,222	2,15,022	4,17,022	6,72,212
Share of Bengal	22,222	22,222	112,222	102,222	102,222	2,22,222	1,22,222	2,22,222	2,22,222	2,22,222
" Bombay	22,222	22,222	22,222	102,222	142,222	1,22,222	2,22,222	2,22,222	2,22,222	2,22,222
" Sind	22,222	22,222	22,222	22,222	22,222	2,22,222	1,22,222	22,222	1,22,222	1,22,222
" Madras	2,222	2,222	1,222	2,222	2,222	17,222	12,222	2,222	2,222	2,222
" Burma	2,222	2,222	2,222	2,222	2,222	2,222	2,222	1,22,222	1,22,222	2,222
TOTAL	220,222	122,222	262,222	221,222	402,222	9,72,442	6,62,114	6,92,222	8,22,222	12,22,222
Piecegoods (III. B)—										
United Kingdom (including Channel Islands)	2,040,422	1,211,222	2,722,222	2,121,222	2,077,222	47,70,222	24,77,222	22,47,222	27,44,222	46,22,222
Federated Malay States	4,004	6,222
Hongkong	222	22	7,222	222	122	222	22	12,222	177	176
Other British Possessions	6,222	9,410	2,222	7,700	6,422	7,702	12,422	6,222	9,216	6,012
TOTAL BRITISH EMPIRE	2,046,866	1,221,222	2,731,666	2,129,222	2,083,544	47,72,222	24,91,222	22,72,222	27,62,222	46,62,222

No. 10—continued

ARTICLES, AND COUNTRIES OF CONSIGNMENT; ALSO SHARE OF EACH PROVINCE	QUANTITY					VALUE				
	1930-31	1931-32	1932-33	1933-34	1934-35	1930-31	1931-32	1932-33	1933-34	1934-35
Textiles—continued										
Artificial Silk—continued						R	R	R	R	R
Hosiery(b)—continued										
Socks and Stockings made entirely of Artificial Silk (III. T)—continued.					Lbs. = Pairs					
United States of America— Via Atlantic Coast	—	—	—	—	1,548 =1,575	—	—	—	—	13,626
Other Foreign Countries	—	—	—	—	264 =276	—	—	—	—	1,278
TOTAL FOREIGN COUNTRIES	—	—	—	—	155,038 =166,496	—	—	—	—	3,05,872
Share of Bengal	—	—	—	—	64,146 =80,499	—	—	—	—	1,30,069
" Bombay	—	—	—	—	94,225 =87,885	—	—	—	—	1,96,488
" Sind	—	—	—	—	3,528 =4,042	—	—	—	—	18,704
" Madras	—	—	—	—	303 =300	—	—	—	—	1,431
" Burma	—	—	—	—	3,289 =3,546	—	—	—	—	7,954
TOTAL	—	—	—	—	165,769 =176,272	—	—	—	—	3,54,646
Piecegoods made entirely of artificial silk (III. T)(a)—										
United Kingdom (including Channel Islands)	Yards 94,710	Yards 409,838	Yards 429,883	Yards 431,324	Yards 464,656	88,495	3,06,887	3,53,677	2,31,498	290,605
Aden and Dependencies	..	291	763	435	16,862	..	291	763	354	6,897
Ceylon (excluding Maldives)	205	24,600	23,146	10,279	14,742	138	10,272	7,051	4,070	5,722
Straits Settlements	17,568	50,248	51,423	40,259	48,186	7,975	20,168	17,522	18,758	17,758
Hongkong	45,719	3,980	752	2,716	1,143	14,549	1,854	379	1,735	476
Union of South Africa	..	5,616	2,592	2,155	1,487	..	5,616	2,592	2,155	1,081
Kenya Colony	..	3,385	48,092	20,495	26,933	..	3,389	14,842	10,572	9,724
Other British Possessions	..	10,906	9,683	1,651	8,963	..	4,011	2,710	1,516	3,105
TOTAL BRITISH EMPIRE	168,202	508,868	566,384	509,314	582,972	1,11,151	3,52,488	3,99,536	3,20,658	3,35,458
Germany	15,979	42,655	4,806	40,277	9,976	17,545	29,197	7,946	35,038	7,810
France	4,865	40,763	116,684	72,022	42,252	10,154	35,015	1,09,162	67,978	41,774
Switzerland	5,856	5,812	2,122	15,552	13,979	3,654	4,051	4,455	13,623	18,472
Italy (including Fiume)	101,598	346,247	128,027	80,616	146,892	59,715	1,27,083	68,103	63,069	95,792
Austria	5,905	16,108	22,381	4,429	2,985	6,286	12,513	13,482	897	1,095
Czechoslovakia	247	2,441	8,661	1,033	1,191	13,807
Albania	31,470	9,977
Iraq	20	64,426	231,388	2,288	21,547	25	16,370	51,707	1,076	9,836
Iran	49	318	110,381	80	163	17,645
Siam	23,627	6	8	15	2,383	9,895	6	3	15	620
China (exclusive of Hongkong and Macao)	172,477	132,847	23,857	13,400	6,944	49,622	37,650	11,435	6,089	3,179
Japan	22,558,785	73,309,262	111,703,459	39,631,239	66,643,495	80,38,913	2,05,06,761	2,46,11,781	1,03,04,689	1,77,82,641
Other Foreign Countries	3,687	4,454	10,525	28,114	16,842	6,402	3,642	5,987	12,094	4,471
TOTAL FOREIGN COUNTRIES	22,921,511	73,964,516	112,252,947	39,888,314	67,017,676	82,03,221	2,07,73,429	2,48,97,898	1,05,04,081	1,79,83,335

(a) Separately recorded from September, 1930. The figures for 1930-31 relate to seven months, September, 1930 to March, 1931.
(b) Separately recorded from 1934-35.

ARTICLES, AND COUNTRIES OF CONSIGNMENT; ALSO SHARE OF EACH PROVINCE	QUANTITY					VALUE				
	1930-31	1931-32	1932-33	1933-34	1934-35	1930-31	1931-32	1932-33	1933-34	1934-35
Textiles—continued										
<i>Artificial Silk—continued</i>										
Piecegoods made entirely of artificial silk (III. T. (a)—contd.										
Share of Bengal	2,495,292	2,832,427	11,562,212	4,120,297	6,726,653	2,02,621	26,00,765	26,75,767	11,06,222	12,31,493
" Bombay	2,292,041	26,021,251	20,266,244	21,099,232	52,120,212	20,11,717	1,38,62,542	1,24,62,022	26,07,260	1,40,10,237
" Sind	2,129,221	6,720,241	2,659,211	2,176,224	6,423,260	10,70,276	20,62,752	12,76,267	4,20,221	11,09,211
" Madras	2,429,220	4,692,720	6,169,212	1,012,226	702,220	2,96,219	14,22,179	11,42,220	2,92,226	1,22,120
" Burma	6,222,272	4,119,219	2,221,204	227,212	1,227,222	24,21,222	11,22,222	12,42,222	2,22,274	2,22,272
TOTAL	22,070,212	74,472,272	112,210,221	40,297,222	67,600,242	22,14,272	2,11,22,217	2,52,07,222	1,02,24,222	1,22,12,272
Goods of artificial silk mixed with other materials—										
(I) Containing 50 per cent or more Cotton (III. T) (b)—					Yards					
United Kingdom (including Channel Islands)	—	—	—	—	2,022,001	—	—	—	—	11,22,222
Other British possessions	—	—	—	—	17,224	—	—	—	—	2,222
TOTAL BRITISH EMPIRE	—	—	—	—	2,042,222	—	—	—	—	11,22,222
Germany	—	—	—	—	22,022	—	—	—	—	40,272
Belgium	—	—	—	—	27,271	—	—	—	—	22,222
France	—	—	—	—	12,224	—	—	—	—	10,242
Switzerland	—	—	—	—	20,229	—	—	—	—	12,222
Italy (including Fiume)	—	—	—	—	1,102,212	—	—	—	—	2,12,214
Austria	—	—	—	—	20,217	—	—	—	—	2,220
Japan	—	—	—	—	7,470,202	—	—	—	—	12,62,742
Other Foreign Countries	—	—	—	—	2,227	—	—	—	—	2,222
TOTAL FOREIGN COUNTRIES	—	—	—	—	2,224,222	—	—	—	—	24,22,222
Share of Bengal	—	—	—	—	1,221,242	—	—	—	—	4,22,221
" Bombay	—	—	—	—	7,772,242	—	—	—	—	22,62,722
" Sind	—	—	—	—	1,224,242	—	—	—	—	4,22,222
" Madras	—	—	—	—	272,202	—	—	—	—	1,22,272
" Burma	—	—	—	—	227,272	—	—	—	—	1,22,222
TOTAL	—	—	—	—	11,740,222	—	—	—	—	22,62,219
(II) Containing no Cotton or less than 50 per cent of Cotton (III. T) (b)—					Yards					
United Kingdom (including Channel Islands)	—	—	—	—	224,214	—	—	—	—	1,27,224
Straits Settlements	—	—	—	—	2,200	—	—	—	—	272
TOTAL BRITISH EMPIRE	—	—	—	—	227,214	—	—	—	—	1,22,224
Germany	—	—	—	—	21,204	—	—	—	—	1,22,227
France	—	—	—	—	2,447	—	—	—	—	12,222
Italy (including Fiume)	—	—	—	—	224,229	—	—	—	—	2,22,720
Japan	—	—	—	—	624,242	—	—	—	—	6,22,222
Other Foreign Countries	—	—	—	—	7,412	—	—	—	—	2,472
TOTAL FOREIGN COUNTRIES	—	—	—	—	926,201	—	—	—	—	11,22,221
Share of Bengal	—	—	—	—	201,202	—	—	—	—	1,72,202
" Bombay	—	—	—	—	422,221	—	—	—	—	6,27,221
" Sind	—	—	—	—	121,222	—	—	—	—	2,22,222
" Madras	—	—	—	—	111,202	—	—	—	—	22,222
" Burma	—	—	—	—	112,222	—	—	—	—	2,12,222
TOTAL	—	—	—	—	1,212,212	—	—	—	—	12,20,221
Piecegoods made of cotton and artificial silk (III. T) (a) (c)—										
United Kingdom (including Channel Islands)	622,222	1,222,224	2,147,222	2,202,240	—	2,20,202	6,22,222	12,22,222	11,22,202	—
Other British Possessions	12,202	12,222	222	2,012	—	10,222	7,042	471	2,122	—
TOTAL BRITISH EMPIRE	672,204	1,222,222	2,142,222	2,210,222	—	2,20,222	6,21,227	12,22,222	11,27,222	—
Germany	70,219	122,214	212,221	21,272	—	1,27,272	4,22,227	7,72,222	1,22,222	—
Netherlands	24,122	14,222	2,211	212	—	10,222	14,704	7,112	2,222	—
Belgium	22,222	112,222	20,222	21,212	—	40,204	24,207	21,212	10,202	—
France	2,221	202,721	22,217	22,220	—	6,717	22,272	22,221	21,274	—
Portugal (including Azores and Madeira)	21,204	—	—	—	—	21,222	—	—	—	—
Switzerland	211,220	1,274,222	227,119	127,200	—	2,22,217	7,22,202	4,22,122	21,142	—
Italy (including Fiume)	2,242,704	4,222,722	4,277,122	2,021,222	—	7,02,242	14,72,722	21,17,242	12,22,212	—
Austria	142,222	270,221	222,212	10,222	—	22,222	1,42,217	2,27,272	2,221	—

(a) Separately recorded from September, 1920. The figures for 1920-31 relate to seven months, September, 1920 to March, 1931.
 (b) Separately recorded from 1924-25.
 (c) Discontinued from 1924-25.

No. 10—continued

ARTICLES, AND COUNTRIES OF CONSIGNMENT; ALSO SHARE OF EACH PROVINCE	QUANTITY					VALUE				
	1930-31	1931-32	1932-33	1933-34	1934-35	1930-31	1931-32	1932-33	1933-34	1934-35
						R	R	R	R	R
Textiles—continued										
Wool—continued										
Manufactures—continued										
<i>Total value of Woollen Manufactures (including Yarn and knitting wool) —continued</i>										
Federated Malay States . . .	—	—	—	—	—	..	100	5	..	6,399
Hongkong	—	—	—	—	—	50,936	11,836	41,647	6,074	19,348
Kenya Colony	—	—	—	—	—	4,645	4,922	2,717	4,045	1,261
Other British Possessions . . .	—	—	—	—	—	7,882	12,853	3,518	4,384	8,080
TOTAL BRITISH EMPIRE	—	—	—	—	—	58,05,374	41,07,861	72,37,281	78,77,996	1,00,09,702
Poland (including Danzig)	—	—	—	—	—	5,21,822	5,39,667	8,51,321	5,23,246	6,88,646
Germany	—	—	—	—	—	31,77,679	19,98,603	24,35,899	15,79,776	19,15,102
Netherlands	—	—	—	—	—	3,79,952	2,46,667	1,07,119	92,852	80,730
Belgium	—	—	—	—	—	4,33,444	2,02,266	6,86,565	4,78,851	1,44,686
France	—	—	—	—	—	27,50,998	19,98,629	42,67,468	18,14,227	4,95,046
Switzerland	—	—	—	—	—	43,468	3,316	46,714	78,819	1,74,171
Italy (including Trieste)	—	—	—	—	—	62,22,994	33,01,711	74,98,161	61,03,166	71,40,886
Austria	—	—	—	—	—	56,869	35,437	17,759	6,815	1,03,579
Hungary	—	—	—	—	—	11,142	14,044	2,819
Czechoslovakia	—	—	—	—	—	3,36,797	3,46,869	6,32,012	1,31,325	84,221
Iraq	—	—	—	—	—	15,008	15,775	12,942	11,179	5,418
Iran	—	—	—	—	—	1,14,837	2,08,831	89,487	18,857	16,899
Siam	—	—	—	—	—	2,461	3,423	21
China (exclusive of Hong- kong and Macao)	—	—	—	—	—	14,706	6,032	16,943	16,105	12,294
Japan	—	—	—	—	—	3,19,033	1,62,112	14,15,676	33,07,000	1,36,10,236
Portuguese East Africa	—	—	—	—	—	453	313	224	5,504	29
United States of America—										
Via Atlantic Coast	—	—	—	—	—	55,492	22,576	51,744	19,008	24,487
" Pacific "	—	—	—	—	—	586	198	..	168	..
Other Foreign Countries	—	—	—	—	—	5,670	7,709	6,611	10,906	3,976
TOTAL FOREIGN COUNTRIES	—	—	—	—	—	1,44,51,613	89,88,465	1,81,97,787	1,42,05,838	2,45,03,231
Share of Bengal	—	—	—	—	—	56,09,320	30,17,604	46,79,616	46,40,666	74,03,390
" Bombay	—	—	—	—	—	58,37,699	41,66,794	79,18,339	36,06,234	1,36,76,335
" Sind	—	—	—	—	—	58,16,497	47,67,086	58,43,243	67,76,193	1,07,03,660
" Madras	—	—	—	—	—	4,15,966	3,70,455	6,09,665	5,20,509	5,63,351
" Burma	—	—	—	—	—	26,77,921	7,87,377	23,78,610	15,40,237	21,83,647
TOTAL	—	—	—	—	—	2,12,57,187	1,30,96,316	2,54,35,068	2,20,88,834	3,45,11,933
Total Value of Wool and Woolens	—	—	—	—	—	2,31,11,039	1,62,05,766	2,96,47,256	2,54,93,413	3,86,46,956

GENERAL IMPORTS

(462)

No. 10—continued

ARTICLES, AND COUNTRIES OF CONSIGNMENT; ALSO SHARE OF EACH PROVINCE	QUANTITY					VALUE				
	1930-31	1931-32	1932-33	1933-34	1934-35	1930-31	1931-32	1932-33	1933-34	1934-35
Textiles—continued										
Artificial Silk—	Lbs.	Lbs.	Lbs.	Lbs.	Lbs.	R	R	R	R	R
Artificial silk yarn (III. T)—										
United Kingdom (including Channel Islands)	1,005,860	998,068	1,656,450	1,689,182	861,867	11,97,842	10,57,829	14,34,958	12,89,628	6,52
Canada— Via Atlantic Coast	229,500	181,610	82,000	2,66,690	1,44,058	52,807
Other British Possessions	11	..	8	..	8,400	14	..	8	..	1,1
TOTAL BRITISH EMPIRE	1,235,371	1,180,678	1,738,458	1,689,182	869,967	14,64,546	12,01,944	14,87,268	12,89,628	6,94
Poland (including Danzig)	..	2,000	82,000	1,818	26,200
Germany	269,944	323,674	406,348	500,726	41,374	2,22,707	2,11,539	2,35,426	4,12,110	40,1
Netherlands	762,968	1,002,098	847,160	214,170	30,197	2,67,172	10,10,106	7,14,082	1,96,728	27,1
Belgium	93,222	118,010	170,200	123,800	97,405	91,332	1,02,848	1,41,082	99,898	62,77
France	120,742	727,424	860,129	514,538	199,970	1,32,740	7,31,898	2,22,307	4,12,899	1,46,44
Switzerland	80,460	291,430	67,816	27,275	5,119	89,326	2,76,576	67,362	21,404	4,61
Italy (including Trieste)	4,519,807	2,899,354	5,608,756	4,286,717	6,477,422	50,60,263	61,29,374	47,80,504	37,87,432	64,21,21
Austria	6,900	9,108
Czechoslovakia	1,000	9,105	110	..	28	1,105	7,898	245	..	26
Japan	19,420	486,048	1,798,903	2,542,319	8,896,571	19,618	4,89,725	12,75,990	20,01,665	61,64,01
United States of America— Via Atlantic Coast	10,000	11,842
Other Foreign Countries	40	1,740	2,222	41	..	22	4,990	2,110	51	..
TOTAL FOREIGN COUNTRIES	5,884,415	6,811,870	9,298,640	8,319,787	15,747,982	66,18,146	70,22,677	77,69,277	69,09,022	1,10,71,68
Share of Bengal	124,181	22,269	255,179	627,461	1,506,073	1,55,209	26,221	2,02,635	4,99,299	10,42,21
" Bombay	4,206,228	6,218,694	6,367,411	5,958,261	10,210,261	47,27,014	62,73,793	53,62,520	20,99,870	73,24,13
" Sind	44,108	23,792	163,167	112,752	332,633	57,905	22,572	1,35,536	1,11,595	2,41,24
" Madras	2,433,281	2,422,717	2,299,524	2,929,808	4,222,442	27,67,872	22,92,421	32,73,512	23,62,222	20,24,22
" Burma	311,022	114,022	291,812	129,717	172,640	2,71,629	1,51,539	2,70,943	1,27,664	1,16,41
TOTAL	7,119,786	7,962,546	11,002,093	9,808,919	16,614,949	80,32,692	82,24,621	92,56,545	81,98,660	1,17,69,18
Hosiery(a)—										
Socks and stockings made entirely of Artificial Silk (III. T)—					Lbs. — Pairs.					
United Kingdom (including Channel Islands)	—	—	—	—	9,970 —9,012	—	—	—	—	47,51
Other British Possessions	—	—	—	—	761 —764	—	—	—	—	1,2
TOTAL BRITISH EMPIRE	—	—	—	—	10,731 —9,776	—	—	—	—	48,71
Germany	—	—	—	—	4,185 —2,861	—	—	—	—	29,11
Czechoslovakia	—	—	—	—	6,090 —6,575	—	—	—	—	7,64
Japan	—	—	—	—	143,001 —155,189	—	—	—	—	2,54,11

(a) Separately recorded from 1934-35.

No. 10—continued

ARTICLES, AND COUNTRIES OF CONSIGNMENT; ALSO SHARE OF EACH PROVINCE	QUANTITY					VALUE				
	1930-31	1931-32	1932-33	1933-34	1934-35	1930-31	1931-32	1932-33	1933-34	1934-35
Textiles—continued										
Artificial Silk—continued										
Piece-goods made of cotton and artificial silk (III.T) (a) (c)— continued	Yards.	Yards.	Yards.	Yards.		R	R	R	R	R
Czechoslovakia	33,423	18,157	6,805	4,819	—	39,441	25,798	12,826	7,637	—
China (exclusive of Hongkong and Macao)	2,571	6,533	15,059	3,223	—	1,604	6,032	8,958	1,938	—
Japan	854,269	1,259,647	2,797,354	3,595,793	—	2,69,945	3,53,317	6,32,148	21,08,955	—
Other Foreign Countries	3,999	7,403	11,437	25,209	—	2,339	3,323	3,167	6,050	—
TOTAL FOREIGN COUNTRIES	4,348,199	8,915,547	9,233,736	11,944,305	—	17,03,432	33,39,765	43,67,445	33,01,132	—
<i>Share of Bengal</i>	<i>1,102,353</i>	<i>1,940,353</i>	<i>2,993,350</i>	<i>2,569,909</i>	—	<i>4,05,361</i>	<i>6,39,230</i>	<i>9,23,205</i>	<i>7,23,467</i>	—
„ <i>Bombay</i>	<i>2,007,365</i>	<i>5,367,705</i>	<i>6,763,404</i>	<i>9,133,320</i>	—	<i>10,64,719</i>	<i>22,97,325</i>	<i>30,20,593</i>	<i>31,05,941</i>	—
„ <i>Sind</i>	<i>504,199</i>	<i>1,229,472</i>	<i>919,243</i>	<i>750,320</i>	—	<i>2,23,494</i>	<i>6,16,450</i>	<i>3,21,905</i>	<i>3,67,119</i>	—
„ <i>Madras</i>	<i>114,351</i>	<i>396,737</i>	<i>750,395</i>	<i>753,653</i>	—	<i>63,120</i>	<i>1,91,901</i>	<i>4,26,939</i>	<i>2,76,629</i>	—
„ <i>Burma</i>	<i>691,330</i>	<i>741,531</i>	<i>1,003,355</i>	<i>1,041,359</i>	—	<i>3,04,331</i>	<i>2,55,936</i>	<i>4,53,112</i>	<i>4,50,332</i>	—
TOTAL	5,020,503	10,165,383	12,437,752	14,254,261	—	20,54,275	40,51,392	57,20,304	49,23,938	—
Piecegoods of cotton embroidered or superimposed with Artificial Silk* (III. T) (c)—				Yards.						
United Kingdom (including Channel Islands)	—	—	—	22,533	—	—	—	—	9,300	—
Germany	—	—	—	54,297	—	—	—	—	14,052	—
France	—	—	—	74,337	—	—	—	—	32,044	—
Switzerland	—	—	—	2,239,397	—	—	—	—	10,07,391	—
Italy (excluding Fiume)	—	—	—	416,930	—	—	—	—	2,00,300	—
Austria	—	—	—	304,371	—	—	—	—	3,63,130	—
Japan	—	—	—	19,430	—	—	—	—	9,336	—
Other Foreign Countries	—	—	—	12	—	—	—	—	3	—
TOTAL FOREIGN COUNTRIES	—	—	—	3,659,574	—	—	—	—	16,27,306	—
<i>Share of Bengal</i>	—	—	—	<i>114,105</i>	—	—	—	—	<i>43,909</i>	—
„ <i>Bombay</i>	—	—	—	<i>2,949,734</i>	—	—	—	—	<i>13,68,406</i>	—
„ <i>Sind</i>	—	—	—	<i>573,360</i>	—	—	—	—	<i>3,05,592</i>	—
„ <i>Madras</i>	—	—	—	<i>5,100</i>	—	—	—	—	<i>5,297</i>	—
„ <i>Burma</i>	—	—	—	<i>40,303</i>	—	—	—	—	<i>3,402</i>	—
TOTAL	—	—	—	3,682,107	—	—	—	—	16,36,606	—
Total of Piecegoods, of cotton and artificial silk (III. T) (c)—	Yards	Yards	Yards	Yards						
United Kingdom (including Channel Islands)	2,406,606	1,046,193	3,577,366	2,755,397	—	12,74,419	9,60,372	17,06,566	14,15,491	—
Ceylon (excluding Maldives)	4,327	31,051	23,174	10,953	—	3,063	13,237	7,035	4,259	—
Straits Settlements	25,336	53,612	52,393	47,601	—	12,403	21,255	17,399	21,762	—
Hongkong	46,924	4,330	753	2,716	—	15,053	2,154	379	1,735	—
Union of South Africa	2,439	6,207	2,592	2,155	—	2,459	6,206	2,592	2,155	—
Kenya Colony	3,663	6,031	43,173	20,495	—	3,415	6,031	14,922	10,593	—
Other British Possessions	2,292	11,325	10,443	2,076	—	1,937	4,930	3,473	1,344	—
TOTAL BRITISH EMPIRE	2,496,661	1,759,193	3,715,300	2,841,393	—	13,16,003	10,14,115	17,52,395	14,57,754	—
Germany	300,063	225,939	323,537	176,143	—	3,33,319	4,91,634	7,33,304	2,06,073	—
Netherlands	51,140	13,213	3,611	312	—	40,944	16,279	7,112	2,553	—
Belgium	216,234	112,025	30,923	22,930	—	1,65,502	64,097	51,313	22,276	—
France	94,269	243,054	180,201	170,209	—	32,629	1,13,333	1,47,323	1,31,696	—
Portugal (including Azores and Madeira)	31,104	—	—	—	—	31,069	—	—	—	—
Switzerland	3,133,737	1,930,443	990,341	2,432,149	—	15,23,143	7,57,354	4,37,337	11,12,157	—
Italy (including Fiume)	5,574,976	5,211,969	4,505,136	3,513,976	—	19,64,195	16,03,732	21,95,151	16,32,435	—
Austria	620,360	236,734	643,597	319,366	—	2,32,104	1,36,030	3,01,154	3,69,913	—
Czechoslovakia	113,150	20,593	15,466	4,819	—	1,21,577	26,939	26,633	7,637	—
Albania	31,470	—	—	—	—	9,077	—	—	—	—
Iraq	5,361	64,426	231,407	24,033	—	1,337	16,370	51,757	5,337	—
Siam	32,930	6	26	15	—	13,593	6	27	15	—
China (exclusive of Hong- kong and Macao)	437,373	139,430	39,513	16,623	—	1,55,679	45,732	20,393	3,027	—
Japan	33,207,243	74,333,909	114,501,313	43,346,517	—	1,50,33,350	2,03,30,073	2,52,43,929	1,24,23,430	—
United States of America— Pac. Coast	20,707	1,137	11,093	210	—	14,759	1,333	2,332	211	—
„ <i>Pacific</i>	—	—	12	—	—	—	—	12	—	—
Other Foreign Countries	6,709	10,095	10,346	30,093	—	3,947	3,957	6,265	10,214	—
TOTAL FOREIGN COUNTRIES	43,997,334	32,330,033	121,541,733	55,492,703	—	1,93,41,624	2,41,93,194	2,92,65,343	1,59,32,579	—

(a) Separately recorded from September 1930. The figures for 1930-31 relate to seven months September 1930 to March 1931.

* Separately recorded from 1933-34.

(c) Discontinued from 1934-35.

ARTICLES, AND COUNTRIES OF CONSIGNMENT, ALSO SHARE OF EACH PROVINCE	QUANTITY					VALUE				
	1930-31	1931-32	1932-33	1933-34	1934-35	1930-31	1931-32	1932-33	1933-34	1934-35
Textiles—continued										
<i>Artificial Silk—concluded</i>										
Total of Piecegoods, of cotton and artificial silk (III. T) (a)—continued	Yards	Yards	Yards	Yards		Rs	Rs	Rs	Rs	Rs
Share of Bengal	6,221,912	10,798,378	14,562,060	6,804,311	—	22,88,337	22,99,915	38,63,972	18,33,004	—
“ Bombay	24,922,431	66,333,366	87,329,243	43,152,238	—	1,04,16,030	1,61,66,373	9,14,73,646	1,31,48,177	—
“ Sind	4,470,123	7,820,013	10,578,339	4,500,464	—	17,33,029	26,79,266	26,28,872	10,41,942	—
“ Madras	3,918,790	6,030,667	6,919,707	2,777,619	—	11,63,254	16,31,030	16,21,443	6,30,332	—
“ Burma	10,764,232	4,860,460	6,867,159	2,069,316	—	45,31,616	14,19,833	16,99,001	7,41,703	—
TOTAL	51,494,545	84,639,261	125,257,033	68,334,596	—	2,11,50,027	2,51,77,309	9,10,13,238	1,78,90,333	—
Other sorts (III. T)—										
United Kingdom (including Channel Islands)	—	—	—	—	—	2,17,804	2,70,432	6,78,820	4,18,794	28,274
Hongkong	—	—	—	—	—	2,120	12,210	3,278	2,702	436
Canada— Via Atlantic Coast	—	—	—	—	—	30,594	—	624	723	—
Other British Possessions	—	—	—	—	—	4,066	2,314	671	2,089	516
TOTAL BRITISH EMPIRE	—	—	—	—	—	2,56,246	2,84,956	4,38,393	4,19,908	64,226
Germany	—	—	—	—	—	2,03,240	89,189	80,402	59,323	16,568
Netherlands	—	—	—	—	—	45,647	3,503	2,651	8	—
France	—	—	—	—	—	14,337	25,324	21,317	24,159	3,146
Switzerland	—	—	—	—	—	11,744	11,026	24,966	14,094	—
Italy (including Trieste)	—	—	—	—	—	25,103	70,368	23,685	54,429	22,223
Czechoslovakia	—	—	—	—	—	14,272	8,900	3,339	6,046	1,202
China (exclusive of Hongkong and Macao)	—	—	—	—	—	3,974	3,740	798	638	94
Japan	—	—	—	—	—	3,55,449	3,26,847	4,44,189	11,55,771	3,05,134
United States of America— Via Atlantic Coast	—	—	—	—	—	76,920	1,84,313	2,24,977	88,691	2,232
“ Pacific	—	—	—	—	—	—	—	7	—	—
Other Foreign Countries	—	—	—	—	—	1,494	2,733	3,320	7,372	2,336
TOTAL FOREIGN COUNTRIES	—	—	—	—	—	7,67,689	7,43,792	8,27,151	14,06,680	4,16,637
Share of Bengal	—	—	—	—	—	6,12,498	2,31,137	1,36,786	2,39,147	31,337
“ Bombay	—	—	—	—	—	3,33,499	5,35,168	3,75,539	12,66,343	3,37,116
“ Mad.	—	—	—	—	—	61,196	1,44,233	1,93,329	2,71,694	69,546
“ Madras	—	—	—	—	—	31,016	69,536	11,646	21,231	9,331
“ Burma	—	—	—	—	—	1,60,324	37,465	39,346	16,333	21,334
TOTAL	—	—	—	—	—	10,33,933	10,26,748	18,10,544	18,26,238	5,09,666
Total Artificial Silk—										
BRITISH EMPIRE	—	—	—	—	—	20,38,796	25,01,015	37,23,556	31,07,196	26,37,656
FOREIGN COUNTRIES	—	—	—	—	—	2,72,27,459	2,10,29,668	3,78,61,771	3,42,48,635	3,83,91,736
TOTAL	—	—	—	—	—	2,92,66,255	2,44,30,673	4,15,85,327	3,74,15,831	3,50,29,392
Fabrics containing Gold and Silver thread (III. T) (a)—										
United Kingdom (including Channel Islands)	—	—	—	—	—	—	—	—	—	10,658
Other British possessions	—	—	—	—	—	—	—	—	—	453
TOTAL BRITISH EMPIRE	—	—	—	—	—	—	—	—	—	11,111
France	—	—	—	—	—	—	—	—	—	87,548
Other Foreign Countries	—	—	—	—	—	—	—	—	—	8,638
TOTAL FOREIGN COUNTRIES	—	—	—	—	—	—	—	—	—	41,186
Share of Bengal	—	—	—	—	—	—	—	—	—	4,636
“ Bombay	—	—	—	—	—	—	—	—	—	39,073
“ Sind	—	—	—	—	—	—	—	—	—	2,301
“ Madras	—	—	—	—	—	—	—	—	—	339
“ Burma	—	—	—	—	—	—	—	—	—	663
TOTAL	—	—	—	—	—	—	—	—	—	52,497

(a) Separately recorded from 1934-35.
(b) Discontinued from 1934-35.

No. 10—continued

ARTICLES, AND COUNTRIES OF CONSIGNMENT; ALSO SHARE OF EACH PROVINCE	QUANTITY					VALUE				
	1930-31	1931-32	1932-33	1933-34	1934-35	1930-31	1931-32	1932-33	1933-34	1934-35
Textiles—concluded										
<i>Other Textiles— Raw (H, Q)—</i>	<i>Cwts.</i>	<i>Cwts.</i>	<i>Cwts.</i>	<i>Cwts.</i>	<i>Cwts.</i>	<i>R</i>	<i>R</i>	<i>R</i>	<i>R</i>	<i>R</i>
United Kingdom (including Channel Islands)	64	5,582
Kenya Colony	21	260
TOTAL BRITISH EMPIRE	21	..	64	260	..	5,582
Italy	491	40,372
Japan	8	300
United States of America— Vid Atlantic Coast	175	13,159
TOTAL FOREIGN COUNTRIES	42	18	669	462	1,166	58,831
Share of Bombay	21	73	733	260	1,166	59,363
“ Madras	49	462
TOTAL	63	13	733	722	1,166	59,363
Manufactured (H, T)—										
United Kingdom (including Channel Islands)	—	—	—	—	—	1,33,664	1,75,132	2,03,179	3,10,061	3,52,349
Hongkong	—	—	—	—	—	3,303	24,323	4,126	23,762	664
Other British Possessions	—	—	—	—	—	2,584	1,956	2,521	2,542	3,157
TOTAL BRITISH EMPIRE	—	—	—	—	—	1,49,551	2,01,411	2,09,826	3,36,365	3,56,170
Germany	—	—	—	—	—	69,614	56,560	3,989	43,207	39,448
Netherlands	—	—	—	—	—	5,137	977	3
Belgium	—	—	—	—	—	..	439	1,526	13,135	1,450
Italy (including Fiume)	—	—	—	—	—	6,152	2,90,481	1,34,245	1,31,129	16,303
China (exclusive of Hongkong and Macao)	—	—	—	—	—	4,333	6,610	4,649	84	2,562
Japan	—	—	—	—	—	11,193	10,474	51,179	62,007	2,72,337
Czechoslovakia	—	—	—	—	—	89	1,080	431	971	6,719
United States of America— Vid Atlantic Coast	—	—	—	—	—	6,769	22,463	14,739	5,529	27,436
“ Pacific “	—	—	—	—	—	1,100
Other Foreign Countries	—	—	—	—	—	922	903	597	4,527	4,130
TOTAL FOREIGN COUNTRIES	—	—	—	—	—	1,08,669	3,32,932	2,17,457	2,00,539	3,73,435
Share of Bengal	—	—	—	—	—	1,113	4,13,639
“ Bombay	—	—	—	—	—	..	22	40	3,733	33,637
“ Sind	—	—	—	—	—	37,691	12,034	10,627	13,056	60,053
“ Madras	—	—	—	—	—	9,531	5,971	19,613	22,005	71,793
“ Burma	—	—	—	—	—	6,14,850	5,73,791	3,97,004	5,53,165	1,45,443
TOTAL	—	—	—	—	—	2,53,230	3,91,413	4,27,233	5,96,954	7,32,625
Total value of Textile Raw Materials	—	—	—	—	—	7,50,54,312	7,99,35,552	3,33,35,263	4,34,27,735	6,30,07,392
Total value of Yarns and Textile fabrics	—	—	—	—	—	33,63,35,710	26,92,84,931	37,71,76,739	26,43,68,110	33,43,01,523
Tobacco—										
<i>Unmanufactured (L, J)—</i>	<i>Lbs.</i>	<i>Lbs.</i>	<i>Lbs.</i>	<i>Lbs.</i>	<i>Lbs.</i>					
United Kingdom (including Channel Islands)	16,537	146,507	349,553	2,021,305	1,133,075	32,799	3,03,993	4,03,139	20,15,117	7,93,352
British Borneo	1,333	5,080	..
Canada— Vid Atlantic Coast	6,120	26,975	5,549	19,561
Other British Possessions	355	3,395	2,565	793	4,439	340	4,350	2,727	1,331	537
TOTAL BRITISH EMPIRE	16,912	150,402	352,118	20,31,023	1,164,489	33,129	3,08,343	4,10,866	20,27,627	8,14,000
Netherlands	34,216	50,526	71,397	49,934	39,510	1,19,327	67,646	1,26,933	61,673	43,154
Belgium	4,798	2,417	10,219	9,153	4,765	10,410	5,494	13,235	17,071	7,034
Greece (including Crete)	2,433	716	123	5,577	3,305	190
Iran	11,707	24	12	3,779	19	10
Philippines	..	134,510	4,933	1,46,739	3,134
China (exclusive of Hongkong and Macao)	..	2,177	4,902	1,993	734	..	5,616	3,079	1,026	733
Egypt	3,344	3,073	7,275	2,366	4,333	12,753	5,137	16,413	9,232	7,740
United States of America— Vid Atlantic Coast	1,434,300	2,484,397	4,652,527	2,091,954	1,732,757	12,53,726	24,39,194	50,43,634	26,10,679	24,72,439
Other Foreign Countries	6,323	9,696	439	44	127	5,521	3,635	900	53	293
TOTAL FOREIGN COUNTRIES	1,591,469	2,694,517	4,763,549	2,155,993	1,813,561	14,06,517	26,77,316	53,16,162	26,90,303	25,42,673

ARTICLES, AND COUNTRIES OF CONSIGNMENT; ALSO SHARE OF EACH PROVINCE	QUANTITY					VALUE				
	1930-31	1931-32	1932-33	1933-34	1934-35	1930-31	1931-32	1932-33	1933-34	1934-35
Tobacco—continued										
<i>Unmanufactured (L. J)—continued</i>	Lbs.	Lbs.	Lbs.	Lbs.	Lbs.	Rs.	Rs.	Rs.	Rs.	Rs.
Share of Bengal	251,629	1,109,362	3,002,219	2,420,294	1,507,226	2,16,260	10,10,021	22,64,324	20,02,262	11,63,462
“ Bombay	147,953	49,933	612,025	121,416	47,978	1,22,180	41,727	5,20,026	2,42,142	27,411
“ Sind	65	2,270	515	24	62	68	1,240	643	24	16
“ Madras	1,202,744	1,492,264	1,510,222	1,276,210	1,421,501	10,01,466	10,22,011	24,61,775	24,22,297	22,26,222
“ Burma	226	14
TOTAL	1,602,231	2,644,919	5,115,072	4,127,024	2,977,020	14,20,046	20,25,059	62,27,022	47,27,420	22,26,072
Manufactured—										
Cigars (L. J)—	Lbs. No.	Lbs. No.	Lbs. No.	Lbs. No.	Lbs. No.					
United Kingdom (including Channel Islands)	1,721	740	441	699	606	22,790	11,961	7,290	9,022	6,645
Other British Possessions	1,535	1,482	241	1,602	847	7,021	2,522	1,027	2,441	2,160
Other British Possessions	86,048	119,043	14,867	421,122	50,246
TOTAL BRITISH EMPIRE	1,256	2,322	682	2,361	1,493	29,820	15,483	8,477	12,423	9,705
Germany	229	225	241	206	59	1,920	1,602	1,320	2,100	272
Netherlands	6,062	2,206	2,201	2,109	2,900	22,117	20,597	18,072	16,056	12,220
Philippines	21,215	14,071	10,622	9,720	142,952	62,561	27,522	49,622	21,022	22,222
United States of America—	1,212,900	807,210	670,590	456,065	459,222
Via Atlantic Coast	62	79	420	160	..	1,614	2,611	4,247	2,162
“ Pacific	2,050	560	22,250	8,050	4,721	212
Other Foreign Countries	1,540	1,205	990	70,200	17,450	6,122	6,641	4,112	1,220	1,206
“ ..	62,500	49,102	41,100	24,975	14,106
TOTAL FOREIGN COUNTRIES	29,222	19,020	14,242	14,722	10,122	1,22,722	22,172	72,222	20,142	21,172
“ ..	1,222,222	1,222,222	222,222	222,222	222,222
Share of Bengal	12,222	2,222	7,222	2,222	2,222	72,222	42,222	27,222	21,222	22,222
“ Bombay	1,222,222	222,222	222,222	222,222	222,222	22,222	21,222	22,222	22,222	22,222
“ Sind	122	222	12	12	12	222	222	222	22	222
“ Madras	1,222	222	222	222	222	222	222	222	222	222
“ Madras	2,222	2,222	2,222	2,222	2,222	2,222	2,222	2,222	2,222	2,222
“ Burma	222	222	222	222	222	2,222	2,222	2,222	2,222	2,222
TOTAL	22,222	21,222	12,222	17,222	11,222	1,22,222	1,22,222	22,222	22,222	22,222
“ ..	2,222,222	2,222,222	222,222	222,222	222,222
Cigarettes (L. J)*—	Lbs. No.	Lbs. No.	Lbs. No.	Lbs. No.	Lbs. No.					
United Kingdom (including Channel Islands)	2,222,222	1,222,222	722,222	472,222	522,222	1,12,222,222	42,222,222	22,222,222	12,222,222	20,222,222
Aden and Dependencies	2,222	2,222	1,222	1,222	1,222	12,222	12,222	11,222	10,222	12,222
Ceylon (including Maldives)	1,222,222	1,222,222	222,222	222,222	222,222	22,222	2,222	222	222	222
Straits Settlements	2,222	10,222	6,222	102	222	2,222	12,222	7,222	222	2,222
Hongkong	1,222,222	2,222,222	2,222,222	2,222,222	2,222,222	20,222	12,222	7,222	22,222	24,222
Other British Possessions	222	222	222	222	222	1,222	222	222	222	222
TOTAL BRITISH EMPIRE	2,222,222	1,222,222	722,222	472,222	522,222	1,12,222,222	42,222,222	22,222,222	12,222,222	20,222,222
Greece (including Crete)	222	..	1,222	1,222	1,001	222	..	2,222	5,722	4,222
China (exclusive of Hongkong and Macao)	122,222	122,222	22,222	22,222	22,222	1,22,222	2,42,222	22,222	11,222	2,222
Japan	222,222	22,222	22,222	22,222	22,222	2,222	222	22,222	10,222	2,222
Egypt	2,222	2,222	2,222	2,222	2,222	22,222	22,222	22,222	22,222	22,222
United States of America—	1,222,222	2,222,222	1,222,222	1,222,222	1,222,222
Via Atlantic Coast	22,222	12,222	12,222	12,222	12,222	1,02,222	22,222	22,222	22,222	22,222
“ Pacific	12,222,222	2,222,222	4,222,222	5,222,222	5,222,222	1	..
Other Foreign Countries	222	222	1,222	222	222	4,222	2,222	4,222	2,222	2,222
TOTAL FOREIGN COUNTRIES	122,222	222,222	22,222	22,222	22,222	2,42,222	22,222	22,222	2,02,222	1,22,222

* Inclusive of imports by postal packets referred to Collectors of Customs for assessment.

No. 10—continued

ARTICLES, AND COUNTRIES OF CONSIGNMENT: ALSO SHARE OF EACH PROVINCE	QUANTITY					VALUE				
	1930-31	1931-32	1932-33	1933-34	1934-35	1930-31	1931-32	1932-33	1933-34	1934-35
Tobacco—continued										
Manufactured—continued										
Cigarettes (L. J)—continued.										
<i>Share of Bengal</i>	Lbs.	Lbs.	Lbs.	Lbs.	Lbs.	R	R	R	R	R
	—No.	—No.	—No.	—No.	—No.					
	1,185,240	680,508	276,530	216,878	213,289	43,82,628	22,12,512	8,92,956	6,51,147	8,58,419
	—478,734,100	—268,804,320	—113,075,086	—81,969,380	—84,749,465					
" <i>Bombay</i>	661,331	261,054	259,536	209,710	203,541	25,36,914	12,16,594	10,62,986	7,47,271	8,10,321
	—222,104,520	—103,379,276	—98,763,288	—78,320,755	—77,607,036					
" <i>Sind</i>	634,939	296,354	202,713	76,323	35,007	24,90,913	10,53,101	6,06,984	2,02,476	1,24,081
	—262,403,934	—123,168,321	—85,093,441	—29,032,487	—11,789,543					
" <i>Madras</i>	475,601	171,350	38,403	21,950	32,755	18,80,721	4,32,535	1,36,668	97,076	1,00,370
	—188,516,563	—44,701,033	—15,002,201	—12,548,023	—14,555,521					
" <i>Burma</i>	202,521	77,384	49,340	198,234	198,774	9,56,598	3,58,022	1,95,333	1,97,682	3,27,959
	—82,231,408	—31,605,080	—19,564,497	—23,601,285	—50,539,641					
TOTAL	3,059,692	1,435,980	831,571	592,995	614,366	1,22,48,144	52,77,764	28,94,977	19,05,632	22,21,190
	—1,234,990,575	—570,058,720	—332,493,512	—225,671,830	—239,231,250					
Tobacco for pipes and cigarettes (L. J)—										
United Kingdom (including Channel Islands)	Lbs.	Lbs.	Lbs.	Lbs.	Lbs.					
	166,672	115,126	35,656	37,565	47,021	9,06,073	7,87,853	2,37,098	2,36,345	3,17,746
Commonwealth of Australia	9,657	5,701	6,965	8,200	8,850	37,797	27,203	36,832	39,694	44,046
Other British Possessions	452	259	89	77	56	1,049	710	480	386	382
TOTAL BRITISH EMPIRE	176,581	121,086	42,710	45,842	55,927	10,34,919	8,15,766	2,74,411	2,76,425	3,63,074
United States of America—										
<i>Via Atlantic Coast</i>	12,682	6,236	5,812	4,537	5,541	53,288	38,291	31,564	24,023	28,205
" <i>Pacific</i>	96	217
Other Foreign Countries	185	111	11	12	85	420	248	10	26	218
TOTAL FOREIGN COUNTRIES	12,867	6,347	5,919	4,549	5,626	53,709	38,539	31,791	24,049	28,423
<i>Share of Bengal</i>	93,697	76,409	37,167	30,405	26,749	6,41,518	6,11,696	2,13,131	2,16,663	3,01,258
" <i>Bombay</i>	41,287	14,713	767	312	334	1,30,515	66,106	2,770	972	564
" <i>Sind</i>	24,399	20,641	7,602	6,485	5,348	1,20,455	93,703	33,551	28,397	23,386
" <i>Madras</i>	2,013	1,328	7,525	9,146	5,581	20,242
" <i>Burma</i>	29,565	17,670	11,080	11,861	11,547	1,46,139	82,300	47,604	48,861	46,067
TOTAL	189,048	129,433	48,629	50,891	61,558	10,88,627	8,54,805	3,06,202	3,00,474	3,91,497
Other sorts (L. J)—										
United Kingdom (including Channel Islands)	Lbs.	Lbs.	Lbs.	Lbs.	Lbs.					
	80,920	40,991	35,456	40,765	33,140	1,51,293	1,95,942	1,60,132	1,39,482	1,41,248
Aden and Dependencies	1,318	512	6	600	..	6,768	2,613	17	2,400	..
Other British Possessions	382	154	118	32	76	296	398	247	64	160
TOTAL BRITISH EMPIRE	82,620	41,657	35,580	41,387	33,225	1,58,357	1,98,953	1,60,396	1,91,946	1,41,403
United States of America—										
<i>Via Atlantic Coast</i>	5,886	3,525	4,226	5,348	3,474	18,798	12,116	16,275	15,075	10,415
Other Foreign Countries	1,246	584	363	246	237	2,693	1,990	3,434	495	290
TOTAL FOREIGN COUNTRIES	7,132	4,109	5,149	5,594	3,711	21,499	14,106	19,709	15,570	10,705
<i>Share of Bengal</i>	6,583	3,310	10,734	10,395	7,856	26,631	40,254	48,652	45,342	30,140
" <i>Bombay</i>	14,356	33,398	26,022	33,080	27,920	61,543	1,03,858	1,13,077	1,44,050	1,15,573
" <i>Madras</i>	18,104	12,955	3,371	3,996	1,213	38,706	68,941	16,326	13,214	4,804
" <i>Burma</i>	709	3	42	10	141	2,966	6	50	10	551
TOTAL	39,752	45,766	40,729	46,981	39,036	1,79,640	2,13,069	1,80,105	2,07,516	1,52,108

ARTICLES, AND COUNTRIES OF CONSIGNMENT; ALSO SHARE OF EACH PROVINCE	QUANTITY					VALUE				
	1930-31	1931-32	1932-33	1933-34	1934-35	1930-31	1931-32	1932-33	1933-34	1934-35
Tobacco—continued						R	R	R	R	R
Total Tobacco—	Lbs.	Lbs.	Lbs.	Lbs.	Lbs.					
United Kingdom (including Channel Islands)	2,058,304	1,498,023	1,141,901	2,675,755	1,770,408	1,20,07,528	61,54,270	34,48,475	41,12,589	33,23,145
Aden and Dependencies	5,134	3,485	2,929	2,550	4,788	25,575	18,111	11,957	12,455	12,731
Ceylon (excluding Maldives)	11,551	1,941	739	903	4,624	64,633	2,307	726	902	1,124
Straits Settlements	4,555	11,910	2,344	1,023	1,344	6,934	14,206	9,341	979	3,204
British Borneo	1,328	5,080	..
Hongkong	17,226	11,073	4,379	17,573	20,198	25,773	19,020	6,555	25,905	27,041
Canada—										
Via Atlantic Coast	6,100	24,975	..	1	..	5,549	19,541
Commonwealth of Australia	3,665	5,751	7,023	3,304	3,334	27,224	27,275	27,024	29,722	45,243
Other British Possessions	506	4,976	215	1,237	124	2,097	5,415	967	2,272	599
TOTAL BRITISH EMPIRE	2,104,101	1,521,269	1,168,642	2,614,796	1,827,340	1,21,41,420	62,40,814	35,12,556	42,06,563	34,33,226
Germany	5,935	230	608	725	108	8,229	2,074	3,274	4,272	905
Netherlands	90,282	54,909	72,778	52,073	41,241	1,27,522	26,241	1,46,080	77,729	64,647
Belgium	5,208	2,377	10,309	9,217	4,902	12,224	3,222	14,222	17,792	7,629
France (including Crete)	2,204	297	1,162	1,584	1,124	6,555	4,249	2,931	5,729	4,490
Iran	11,725	68	21	2,821	159	3 4
Philippines	21,213	142,521	15,375	2,722	7,499	22,594	2,04,262	52,227	21,041	22,929
China (excluding of Hongkong and Macao)	144,155	202,722	52,222	2,229	7,242	1,22,062	2,21,212	1,02,742	12,122	9,472
Japan	724	9,725	26,705	74,245	6,171	2,222	2,224	20,201	1,05,002	8,422
Egypt	12,521	12,524	11,150	2,222	2,717	20,221	27,722	42,722	41,705	25,722
United States of America—										
Via Atlantic Coast	1,227,401	2,512,422	4,074,670	2,112,222	1,722,004	14,22,212	25,42,270	27,42,229	27,05,524	25,24,127
" Pacific "	22	1,422	222	217	4,722	912
Other Foreign Countries	4,727	1,120	2,022	1,122	200	10,202	7,024	6,229	2,022	2,644
TOTAL FOREIGN COUNTRIES	1,224,222	2,642,197	4,222,122	2,270,751	1,824,222	19,24,229	21,22,210	61,21,011	20,09,052	27,49,112
Share of Bengal	1,222,742	1,220,772	2,224,202	2,220,722	1,770,722	22,22,212	29,20,222	44,20,222	29,27,442	21,21,272
" Bombay	722,222	220,222	222,212	422,222	222,222	22,22,222	14,22,212	17,42,272	11,72,222	22,22,222
" Sind	222,222	220,212	212,222	21,242	22,222	22,21,222	11,24,272	6,42,222	2,20,212	1,27,222
" Madras	1,722,222	1,219,222	1,224,222	1,212,142	1,424,212	20,21,222	24,12,742	22,22,222	22,22,222	21,42,122
" Burma	222,222	20,222	22,222	71,770	120,222	11,12,222	6,42,222	2,22,222	2,42,222	2,72,222
TOTAL	4,222,222	4,477,456	6,021,221	4,224,227	2,701,222	1,21,12,209	94,24,422	66,22,222	72,14,221	61,22,422
Tobacco requisites (not specified elsewhere) (III. U) —										
United Kingdom (including Channel Islands)	19,22,222	12,12,247	20,72,745	22,12,222	24,24,422
Straits Settlements	14,249	6,141	6,121	2,791	5,150
Hongkong	22,424	22,222	25,740	27,222	24,722
Zanzibar and Pemba	2	27,227
Other British Possessions	4,222	6,022	7,422	5,724	7,027
TOTAL BRITISH EMPIRE	20,02,747	12,02,277	21,22,022	22,02,227	25,21,722
Germany	4,00,224	2,20,021	2,20,247	2,22,217	4,27,222
Belgium	20,279	11,022	7,219	2,240	2,722
France	6,22,244	4,02,222	4,42,222	4,02,224	2,02,227

No. 10—continued

ARTICLES, AND COUNTRIES OF CONSIGNMENT; ALSO SHARE OF EACH PROVINCE	QUANTITY					VALUE				
	1930-31	1931-32	1932-33	1933-34	1934-35	1930-31	1931-32	1932-33	1933-34	1934-35
	R	R	R	R	R	R	R	R	R	R
Toilet requisites (not specified elsewhere) (III. U)—continued										
Italy (including Fiume)	—	—	—	—	—	1,37,179	68,960	1,27,745	68,670	97,242
Austria	—	—	—	—	—	23,276	26,071	53,719	70,961	1,08,018
Czechoslovakia	—	—	—	—	—	67,964	68,623	53,236	84,480	37,927
Java	—	—	—	—	—	6	176	12,263
China (excludes of Hongkong and Macao)	—	—	—	—	—	62,574	38,674	51,023	55,086	49,761
Japan	—	—	—	—	—	3,33,552	3,39,175	3,14,368	10,01,691	11,30,336
Egypt	—	—	—	—	—	27	2,516	17,117	65	41
United States of America—										
Via Atlantic Coast	—	—	—	—	—	17,43,000	16,33,416	17,57,329	13,26,377	16,43,977
" Pacific "	—	—	—	—	—	407	19,108	2,519	3,996	936
Other Foreign Countries	—	—	—	—	—	6,341	6,692	2,868	4,324	5,001
TOTAL FOREIGN COUNTRIES	—	—	—	—	—	33,72,067	23,31,069	30,91,617	33,63,907	33,73,551
Share of Bengal	—	—	—	—	—	16,30,310	13,43,631	17,99,463	16,62,101	20,03,397
" Bombay	—	—	—	—	—	15,76,700	17,66,401	13,93,890	19,34,369	21,69,133
" Sind	—	—	—	—	—	6,24,554	5,63,760	6,92,509	6,93,712	3,23,135
" Madras	—	—	—	—	—	6,23,570	4,65,233	6,73,260	6,20,667	6,22,244
" Burma	—	—	—	—	—	9,36,180	6,45,726	3,49,573	3,65,124	7,31,305
TOTAL	—	—	—	—	—	53,30,314	47,79,746	53,13,685	56,61,474	64,05,314
Toys and requisites for games and sports (including fishing tackle)—										
Toys (III. U) —										
United Kingdom (including Channel Islands)	—	—	—	—	—	5,20,296	4,43,264	3,55,254	3,95,829	3,30,369
Gibraltar	—	—	—	—	—	7,153	240	24	37	—
Ceylon (excluding Maldives).	—	—	—	—	—	5,923	6,092	5,411	6,984	3,333
Straits Settlements	—	—	—	—	—	9,201	9,367	9,974	12,292	2,990
Canada—										
Via Atlantic Coast	—	—	—	—	—	1,693	5,909	19,085	255	106
" Pacific "	—	—	—	—	—	..	7	44	49	..
Other British Possessions	—	—	—	—	—	2,340	3,641	1,631	1,591	1,031
TOTAL BRITISH EMPIRE	—	—	—	—	—	5,46,616	4,73,580	3,91,423	4,17,017	3,97,329
Germany	—	—	—	—	—	7,33,331	4,64,539	3,84,326	2,54,423	2,15,903
Netherlands	—	—	—	—	—	5,050	3,033	2,735	7	3,107
Belgium	—	—	—	—	—	7,133	4,753	1,253	859	1,234
France	—	—	—	—	—	32,329	12,716	15,631	17,320	13,714
Italy (including Fiume)	—	—	—	—	—	2,015	2,122	4,964	769	5,153
Japan	—	—	—	—	—	12,73,929	9,33,330	20,24,794	30,43,659	25,33,026
United States of America—										
Via Atlantic Coast	—	—	—	—	—	2,10,424	1,44,247	94,534	31,711	32,535
" Pacific "	—	—	—	—	—	267	95	214	63	319
Other Foreign Countries	—	—	—	—	—	7,375	13,325	5,021	5,720	4,793
TOTAL FOREIGN COUNTRIES	—	—	—	—	—	22,47,353	15,79,170	25,33,577	33,59,036	23,20,339
Share of Bengal	—	—	—	—	—	3,73,136	6,73,941	10,17,354	15,47,690	11,65,767
" Bombay	—	—	—	—	—	12,06,743	9,63,415	14,31,027	17,05,061	13,47,210
" Sind	—	—	—	—	—	1,70,333	1,67,301	1,94,541	1,73,669	1,90,435
" Madras	—	—	—	—	—	3,20,576	1,30,733	1,44,377	1,61,214	1,35,024
" Burma	—	—	—	—	—	3,24,203	1,17,005	1,46,701	1,33,339	1,79,632
TOTAL	—	—	—	—	—	27,93,074	20,52,750	29,25,000	37,76,053	32,13,163

No. 10—continued

ARTICLES, AND COUNTRIES OF CONSIGNMENT; ALSO SHARE OF EACH PROVINCE	QUANTITY					VALUE				
	1930-31	1931-32	1932-33	1933-34	1934-35	1930-31	1931-32	1932-33	1933-34	1934-35
Toys and requisites for games and sports (including fishing tackle)—continued						R	R	R	R	R
Requisites for games and sports (excluding firearms, etc.)—										
Playing Cards (III. U)—										
United Kingdom (including Channel Islands)	—	—	—	—	—	86,177	1,11,164	2,25,548	1,52,602	1,50,379
Other British Possessions	—	—	—	—	—	1,858	822	948	267	2,266
TOTAL BRITISH EMPIRE	—	—	—	—	—	88,035	1,11,986	2,26,496	1,52,869	1,51,645
Germany	—	—	—	—	—	18,720	6,199	7,702	6,543	4,270
Netherlands	—	—	—	—	—	20,902	260	1,044	214	252
Belgium	—	—	—	—	—	4,62,774	2,40,150	4,29,974	98,169	1,10,312
Japan	—	—	—	—	—	20,025	22,219	2,53,412	2,62,451	4,67,609
United States of America—										
Via Atlantic Coast	—	—	—	—	—	6,11,267	4,12,245	2,29,162	1,72,569	1,95,092
Other Foreign Countries	—	—	—	—	—	1,217	5,211	2,226	492	7,720
TOTAL FOREIGN COUNTRIES	—	—	—	—	—	11,26,574	7,92,424	9,22,581	5,41,529	7,26,247
Share of Bengal	—	—	—	—	—	3,22,220	2,20,725	4,24,720	2,12,772	2,17,204
Bombay	—	—	—	—	—	2,42,222	2,22,227	2,22,222	2,12,222	2,12,222
Sind	—	—	—	—	—	22,222	1,10,114	22,222	22,222	22,222
Madras	—	—	—	—	—	2,22,222	2,12,222	1,22,222	1,22,222	1,22,222
Burma	—	—	—	—	—	1,22,222	22,222	2,12,222	22,222	1,22,222
TOTAL	—	—	—	—	—	12,24,220	9,05,470	11,50,070	6,94,498	9,76,244
Other sorts (III. U)—										
United Kingdom (including Channel Islands)	—	—	—	—	—	6,12,604	5,02,222	4,22,102	6,12,222	6,12,222
Hongkong	—	—	—	—	—	4,222	4,122	2,222	5,447	5,222
Commonwealth of Australia	—	—	—	—	—	10	240	2,222	10,222	12,222
Other British Possessions	—	—	—	—	—	2,222	2,222	4,222	5,222	5,222
TOTAL BRITISH EMPIRE	—	—	—	—	—	6,21,221	5,14,444	4,72,221	6,22,222	6,22,221
Norway	—	—	—	—	—	22,222	22,222	22,222	22,222	22,222
Germany	—	—	—	—	—	1,02,222	72,222	22,222	44,222	22,222
Netherlands	—	—	—	—	—	5,222	2,222	2,222	442	222
France	—	—	—	—	—	2,222	2,222	2,222	4,222	4,222
China (exclusive of Hongkong and Macao)	—	—	—	—	—	2,222	2,222	2,222	4,222	5,222
Japan	—	—	—	—	—	11,222	2,222	7,222	22,222	22,222
United States of America—										
Via Atlantic Coast	—	—	—	—	—	22,222	22,222	11,222	14,222	21,222
Pacific	—	—	—	—	—	22	222	222	22	1,222
Other Foreign Countries	—	—	—	—	—	5,222	7,222	10,222	10,222	5,222
TOTAL FOREIGN COUNTRIES	—	—	—	—	—	2,22,222	2,21,222	1,21,222	2,22,222	2,22,222
Share of Bengal	—	—	—	—	—	2,22,222	2,22,222	2,22,222	2,22,222	2,22,222
Bombay	—	—	—	—	—	2,22,222	2,22,222	1,22,222	2,22,222	2,22,222
Sind	—	—	—	—	—	1,22,222	1,22,222	1,22,222	1,22,222	1,22,222
Madras	—	—	—	—	—	22,222	22,222	22,222	22,222	22,222
Burma	—	—	—	—	—	22,222	22,222	22,222	22,222	22,222
TOTAL	—	—	—	—	—	2,22,222	2,22,222	2,22,222	2,22,222	2,22,222

No. 10—continued

ARTICLES, AND COUNTRIES OF CONSIGNMENT; ALSO SHARE OF EACH PROVINCE	QUANTITY					VALUE				
	1930-31	1931-32	1932-33	1933-34	1934-35	1930-31	1931-32	1932-33	1933-34	1934-35
Toys and requisites for games and sports (including fishing tackle)—concluded						R	R	R	R	R
<i>Total value of toys and requisites for games and sports (including fishing tackle)—</i>										
United Kingdom (including Channel Islands)	—	—	—	—	—	12,20,077	10,65,290	10,45,905	11,02,268	11,95,992
Gibraltar	—	—	—	—	—	7,158	240	24	37	10
Ceylon (excluding Maldives)	—	—	—	—	—	6,353	6,301	6,872	8,336	3,963
Straits Settlements	—	—	—	—	—	13,203	13,092	12,407	16,653	6,046
Hongkong	—	—	—	—	—	5,945	5,379	4,701	6,534	6,082
Canada—										
<i>Via Atlantic Coast.</i>	—	—	—	—	—	1,800	5,989	19,121	295	469
" Pacific "	—	—	—	—	—	..	12	44	49	..
Commonwealth of Australia	—	—	—	—	—	713	1,330	8,233	10,615	13,088
Other British Possessions	—	—	—	—	—	623	2,331	1,522	334	1,527
TOTAL BRITISH EMPIRE	—	—	—	—	—	12,55,872	11,00,015	10,93,829	12,05,171	12,27,177
Sweden	—	—	—	—	—	583	1,699	95	914	5,535
Norway	—	—	—	—	—	93,769	96,731	73,168	87,530	80,480
Germany	—	—	—	—	—	8,29,231	5,43,212	4,54,986	3,05,757	2,59,761
Netherlands	—	—	—	—	—	31,216	6,329	7,166	764	4,026
Belgium	—	—	—	—	—	4,71,314	3,45,133	4,32,421	94,219	1,11,686
France	—	—	—	—	—	41,351	18,963	21,031	21,954	23,449
Italy (including Trieste)	—	—	—	—	—	4,041	5,760	10,687	4,533	8,330
Austria	—	—	—	—	—	2,377	3,844	3,402	2,965	2,571
Czechoslovakia	—	—	—	—	—	1,303	4,059	605	1,344	..
China (exclusive of Hong- kong and Macao)	—	—	—	—	—	4,294	6,634	3,725	6,753	5,917
Japan	—	—	—	—	—	13,10,224	9,65,691	22,85,735	33,79,723	30,58,354
United States of America—										
<i>Via Atlantic Coast.</i>	—	—	—	—	—	3,54,334	5,96,133	3,34,396	2,13,605	2,59,941
" Pacific "	—	—	—	—	—	333	230	674	85	2,317
Other Foreign Countries	—	—	—	—	—	3,233	4,363	5,229	5,005	5,672
TOTAL FOREIGN COUNTRIES	—	—	—	—	—	36,50,363	26,04,331	36,33,370	41,30,154	33,23,230
Share of Bengal	—	—	—	—	—	16,49,653	12,13,725	16,57,318	21,13,369	17,94,693
" Bombay	—	—	—	—	—	13,17,359	14,45,637	19,36,235	21,52,313	20,10,795
" Sind	—	—	—	—	—	3,94,436	3,91,649	3,91,956	3,61,396	3,36,156
" Madras	—	—	—	—	—	4,45,240	3,33,134	3,55,466	3,35,333	3,36,357
" Burma	—	—	—	—	—	5,99,947	2,60,101	3,41,676	3,32,454	4,76,947
TOTAL	—	—	—	—	—	49,06,240	37,04,346	47,32,699	53,35,325	50,55,457
Umbrellas and Umbrella fittings—										
<i>Umbrellas, complete, in- cluding Parasols and Sunshades (I.L.U.)—</i>	No.	No.	No.	No.	No.					
United Kingdom (including Channel Islands)	40,119	38,599	23,330	30,302	21,099	1,13,933	95,333	65,153	66,493	59,370
Ceylon (excluding Maldives)	15,553	11,012	10,961	10,467	9,137	42,303	24,066	22,022	13,179	13,036
Other British Possessions	3,433	2,147	2,635	739	1,130	6,032	3,135	3,356	1,300	1,199
TOTAL BRITISH EMPIRE	59,105	51,758	42,026	49,058	31,416	1,64,318	1,22,577	90,531	85,972	73,515

GENERAL IMPORTS

(474)

No. 10—continued

ARTICLES, AND COUNTRIES OF ORIGIN; ALSO SHARE OF EACH PROVINCE	QUANTITY					VALUE				
	1930-31	1931-32	1932-33	1933-34	1934-35	1930-31	1931-32	1932-33	1933-34	1934-35
Umbrellas and Umbrella fittings—continued										
<i>Umbrellas, complete, including Parasols and Sunshades (III. U)—continued</i>	No.	No.	No.	No.	No.					
Germany	476	41	2,358	15	11	1,174	172	6,565	199	21
France	11,108	17,123	11,443	2,819	2,773	24,715	27,029	26,705	11,622	9,021
Switzerland	4,550	10,663
Italy (including Fiume)	1,023	2,028	1,863	13	251	2,406	5,512	2,427	26	27
Japan	4,828	14,802	250,537	602,571	245,227	9,719	11,963	1,20,097	2,26,127	20,520
Other Foreign Countries	4,359	54,257	1,221	298	749	9,324	6,177	1,224	708	1,457
TOTAL FOREIGN COUNTRIES	29,940	40,247	266,927	606,816	249,111	68,096	61,665	1,67,633	2,28,718	70,626
<i>Share of Bengal</i>	<i>4,537</i>	<i>4,726</i>	<i>13,172</i>	<i>159,452</i>	<i>147,221</i>	<i>14,745</i>	<i>9,941</i>	<i>21,922</i>	<i>46,777</i>	<i>22,061</i>
<i> Bombay</i>	<i>25,243</i>	<i>33,779</i>	<i>126,796</i>	<i>417,227</i>	<i>73,126</i>	<i>23,922</i>	<i>27,222</i>	<i>1,45,242</i>	<i>2,27,679</i>	<i>69,721</i>
<i> Bihar</i>	<i>1,922</i>	<i>797</i>	<i>2,442</i>	<i>2,726</i>	<i>6,021</i>	<i>5,226</i>	<i>2,222</i>	<i>4,722</i>	<i>7,227</i>	<i>5,222</i>
<i> Madras</i>	<i>26,312</i>	<i>17,229</i>	<i>22,222</i>	<i>22,221</i>	<i>21,227</i>	<i>66,222</i>	<i>26,222</i>	<i>46,222</i>	<i>67,221</i>	<i>22,222</i>
<i> Burma</i>	<i>29,227</i>	<i>25,224</i>	<i>17,222</i>	<i>102,222</i>	<i>22,222</i>	<i>22,222</i>	<i>72,222</i>	<i>20,222</i>	<i>26,221</i>	<i>12,222</i>
TOTAL	29,940	40,247	266,927	606,816	249,111	68,096	61,665	1,67,633	2,28,718	70,626
Umbrella fittings (III. U)—										
United Kingdom (including Channel Islands)	—	—	—	—	—	4,56,221	5,04,227	2,02,222	2,29,222	2,27,222
Other British Possessions	—	—	—	—	—	..	222	..	1,110	22
TOTAL BRITISH EMPIRE	—	—	—	—	—	4,56,221	5,04,227	2,02,222	2,29,222	2,27,222
Norway	—	—	—	—	—	10,722
Germany	—	—	—	—	—	14,24,216	11,17,221	7,17,221	5,02,222	5,22,222
Belgium	—	—	—	—	—	19,022	2,222	1,922	210	..
France	—	—	—	—	—	21,222	40,072	49,212	11,222	2,122
Italy (including Fiume)	—	—	—	—	—	52,227	1,21,221	77,222	22,222	27,222
China (excluding of Hongkong and Macao)	—	—	—	—	—	1,022	22,222	22,222	720	..
Japan	—	—	—	—	—	2,29,222	9,72,221	12,22,227	12,77,222	14,72,222
United States of America— Via Atlantic Coast	—	—	—	—	—	11,227	2,222	110
Other Foreign Countries	—	—	—	—	—	2,210	2,221	2,222	4,277	2,722
TOTAL FOREIGN COUNTRIES	—	—	—	—	—	24,19,279	23,26,219	22,16,249	19,21,254	22,14,272
<i>Share of Bengal</i>	<i>—</i>	<i>—</i>	<i>—</i>	<i>—</i>	<i>—</i>	<i>12,20,227</i>	<i>12,44,272</i>	<i>12,47,222</i>	<i>12,22,222</i>	<i>12,27,271</i>
<i> Bombay</i>	<i>—</i>	<i>—</i>	<i>—</i>	<i>—</i>	<i>—</i>	<i>6,24,222</i>	<i>5,22,274</i>	<i>7,22,222</i>	<i>5,72,222</i>	<i>6,72,272</i>
<i> Bihar</i>	<i>—</i>	<i>—</i>	<i>—</i>	<i>—</i>	<i>—</i>	<i>10</i>	<i>21</i>	<i>..</i>	<i>2</i>	<i>2,222</i>
<i> Madras</i>	<i>—</i>	<i>—</i>	<i>—</i>	<i>—</i>	<i>—</i>	<i>1,22,712</i>	<i>1,49,222</i>	<i>1,20,274</i>	<i>1,22,222</i>	<i>1,42,222</i>
<i> Burma</i>	<i>—</i>	<i>—</i>	<i>—</i>	<i>—</i>	<i>—</i>	<i>4,27,272</i>	<i>2,41,222</i>	<i>4,22,222</i>	<i>2,21,222</i>	<i>3,77,272</i>
TOTAL	—	—	—	—	—	22,76,110	22,22,222	22,16,271	22,41,222	22,72,222
Total value of Umbrellas and Umbrella fittings—										
United Kingdom (including Channel Islands)	—	—	—	—	—	5,72,764	5,09,722	2,22,072	2,22,222	2,16,222
Ceylon (excluding Maldives)	—	—	—	—	—	42,222	24,022	22,222	12,170	12,222
Other British Possessions	—	—	—	—	—	6,222	4,122	2,222	2,410	1,222
TOTAL BRITISH EMPIRE	—	—	—	—	—	6,21,149	5,27,224	2,22,222	2,22,222	2,22,222

No. 10—continued

ARTICLES, AND COUNTRIES OF CONSIGNMENT; ALSO SHARE OF EACH PROVINCE	QUANTITY					VALUE				
	1930-31	1931-32	1932-33	1933-34	1934-35	1930-31	1931-32	1932-33	1933-34	1934-35
Umbrellas and Umbrella fittings—continued						R	R	R	R	Rs
<i>Total value of Umbrellas and Umbrella fittings—continued</i>										
Norway	—	—	—	—	—	10,782	2	..
Germany	—	—	—	—	—	14,36,090	11,17,723	7,24,196	5,02,438	5,92,161
Belgium	—	—	—	—	—	22,624	3,768	1,943	810	1,206
France	—	—	—	—	—	66,347	78,015	76,223	28,591	11,227
Switzerland	—	—	—	—	—	11,533
Italy (including Fiume)	—	—	—	—	—	61,353	1,56,380	80,305	58,240	36,322
China (exclusive of Hong-kong and Macao)	—	—	—	—	—	1,610	35,649	23,734	900	172
Japan	—	—	—	—	—	8,68,871	9,87,716	14,62,284	17,03,285	17,39,243
Other Foreign Countries	—	—	—	—	—	18,947	8,883	4,120	5,508	2,915
TOTAL FOREIGN COUNTRIES	—	—	—	—	—	24,37,675	28,88,584	23,83,537	22,89,769	23,85,246
Share of Bengal	—	—	—	—	—	16,04,973	18,56,217	12,79,468	13,75,272	14,00,770
" Bombay	—	—	—	—	—	7,17,615	6,53,407	3,67,357	3,45,116	7,42,699
" Sind	—	—	—	—	—	6,366	3,613	4,183	7,499	3,225
" Madras	—	—	—	—	—	2,30,664	1,86,364	1,56,802	2,50,763	1,74,996
" Burma	—	—	—	—	—	5,80,006	3,19,977	4,69,210	3,37,631	3,89,663
TOTAL	—	—	—	—	—	31,08,524	39,16,478	27,77,040	26,86,280	27,16,352
Vehicles, excluding locomotives, etc., for railways—										
<i>Carriages and carts not mechanically propelled and parts thereof (excluding railway carriages, trucks, etc.)—</i>										
<i>Carriages and carts not mechanically propelled (excluding railway carriages, trucks, etc.) (III. C)—</i>	No.	No.	No.	No.	No.					
United Kingdom (including Channel Islands)	473	199	292	417	618	2,13,071	22,123	84,992	47,030	65,220
Straits Settlements	11	185	8	2	85	1,651	24,170	194	23	1,645
Hongkong	112	564	302	1	..	18,440	66,824	25,020	136
Other British Possessions	3	3	4	2	3	180	100	78	187	28
TOTAL BRITISH EMPIRE	487	499	868	723	657	2,14,882	59,883	1,52,038	72,269	70,029
Germany	220	345	20	179	2	27,274	22,690	2,957	14,743	1,187
Netherlands	97	6	..	2	..	5,931	488	..	206	..
Belgium	76	12	10	3	..	9,602	2,255	411	885	..
France	22	4	..	4	..	6,016	1,600	..	1,427	..
China (exclusive of Hong-kong and Macao)	1	190	320	310	1	175	24,347	32,130	17,586	120
Japan	2,344	2,011	616	691	1,086	2,97,029	2,48,614	47,923	52,921	44,391
United States of America— Via Atlantic Coast	188	216	66	3	15	10,184	67,056	16,112	123	6,267
Other Foreign Countries	1	1	1	6	14	25	30	152	945	3,139
TOTAL FOREIGN COUNTRIES	2,949	2,791	933	1,203	1,118	3,55,236	3,62,476	99,686	89,842	55,104

GENERAL IMPORTS

(476)

No. 10—continued

ARTICLES, AND COUNTRIES OF CONSIGNMENT; ALSO SHARE OF EACH PROVINCE	QUANTITY					VALUE				
	1930-31	1931-32	1932-33	1933-34	1934-35	1930-31	1931-32	1932-33	1933-34	1934-35
Vehicles, excluding locomotives, etc., for railways—continued						R	R	R	R	R
<i>Carriages and carts not mechanically propelled and parts thereof (excluding railway carriages, trucks, etc.)—continued</i>										
<i>Carriages and carts not mechanically propelled (excluding railway carriages, trucks, etc.) (III. O)—continued</i>	No.	No.	No.	No.	No.					
Share of Bengal	538	559	476	539	615	1,45,866	1,39,419	78,109	67,314	56,401
“ Bombay	361	354	109	374	499	95,649	16,376	4,676	43,853	31,381
“ Sind	139	32	31	11	19	16,399	17,496	54,433	4,533	6,371
“ Madras	147	17	168	78	149	15,892	1,464	9,966	3,859	23,111
“ Burma	2,363	2,336	1,631	945	601	2,96,931	2,69,993	1,97,792	64,957	6,341
{ Protected	505	421	92	199	24	52,287	89,342	7,421	16,298	6,964
{ Not protected	2,931	2,915	1,704	1,727	1,751	5,17,831	3,32,966	2,44,352	1,46,825	1,18,229
TOTAL	3,436	3,200	1,796	1,926	1,775	5,70,118	4,32,308	2,51,774	1,61,111	1,25,193
Parts of carriages and carts (excluding rubber tyres) (III. O)—										
United Kingdom (including Channel Islands)	—	—	—	—	—	2,16,299	1,94,997	1,31,073	1,87,287	4,12,786
Straits Settlements	—	—	—	—	—	230	305	1,350	1,737	97,373
Other British Possessions	—	—	—	—	—	1,694	684	4,976	524	121
TOTAL BRITISH EMPIRE	—	—	—	—	—	2,18,223	1,95,986	1,37,399	1,89,548	4,51,480
Sweden	—	—	—	—	—	6,084	2,519	203
Germany	—	—	—	—	—	91,371	58,553	21,165	37,318	53,331
Belgium	—	—	—	—	—	22,050	9,757	2,665	4,368	12,615
France	—	—	—	—	—	4,166	5,893	6,553	2,141	..
China (exclusive of Hongkong and Macao)	—	—	—	—	—	7,624	24,080	3,389
Japan	—	—	—	—	—	22,366	29,964	15,508	22,556	22,449
United States of America—										
Via Atlantic Coast	—	—	—	—	—	15,262	12,121	3,443	5,220	19,340
“ Pacific “	—	—	—	—	—	291	3,049
Other Foreign Countries	—	—	—	—	—	947	1,766	2,075	696	500
TOTAL FOREIGN COUNTRIES	—	—	—	—	—	1,75,107	1,18,631	59,053	1,16,433	1,18,457
Share of Bengal	—	—	—	—	—	2,05,327	1,32,291	37,221	1,61,221	2,22,699
“ Bombay	—	—	—	—	—	63,649	53,294	23,225	57,201	26,465
“ Sind	—	—	—	—	—	29,219	27,776	29,190	21,497	42,676
“ Madras	—	—	—	—	—	63,151	35,621	43,866	51,643	1,00,361
“ Burma	—	—	—	—	—	45,474	25,095	42,720	74,254	1,07,299
{ Protected	—	—	—	—	—	1,71,126	1,37,124	45,956	77,694	89,869
{ Not protected	—	—	—	—	—	2,22,204	1,97,483	1,40,496	2,25,392	4,30,093
TOTAL	—	—	—	—	—	3,93,330	3,04,617	1,86,452	3,06,086	5,60,067
Perambulators and children's go-carts (III. O)—										
United Kingdom (including Channel Islands)	5,081	5,860	4,992	3,775	3,654	1,31,246	1,36,851	1,06,294	80,642	77,599
Other British Possessions	29	66	10	9	16	552	369	116	117	204
TOTAL BRITISH EMPIRE	5,110	5,926	5,002	3,784	3,670	1,31,798	1,36,220	1,06,410	80,759	77,804
Japan	9	121	937	2,157	3,733	263	1,033	4,991	12,330	23,165
Other Foreign Countries	154	28	21	29	36	3,259	831	510	1,429	832
TOTAL FOREIGN COUNTRIES	163	149	958	2,186	3,769	3,522	1,864	5,501	14,759	24,047

No. 10—continued

ARTICLES, AND COUNTRIES OF CONSIGNMENT; ALSO SHARE OF EACH PROVINCE	QUANTITY					VALUE				
	1930-31	1931-32	1932-33	1933-34	1934-35	1930-31	1931-32	1932-33	1933-34	1934-35
Vehicles (excluding loco- motives, etc., for railways) —continued						R	R	R	R	R
<i>Carriages and carts not me- chanically propelled and parts thereof (excluding rail- way carriages, trucks, etc.) —continued</i>	No.	No.	No.	No.	No.					
Perambulators and children's go-carts III.O—contd.										
Share of Bengal	1,012	1,530	1,952	1,937	3,046	38,449	33,446	36,159	27,426	34,920
" Bombay	1,532	2,340	1,919	1,780	1,803	41,857	63,385	35,040	28,912	25,012
" Sind	794	631	569	359	767	21,738	16,834	13,519	12,305	9,389
" Madras	682	912	910	689	1,037	15,810	20,928	16,719	14,579	18,438
" Burma	723	761	619	765	1,056	17,766	14,841	11,834	11,756	13,523
TOTAL	5,278	6,076	5,960	5,970	7,439	1,85,320	1,88,084	1,11,911	95,018	1,01,841
Parts of perambulators and children's go-carts (III. O)—										
United Kingdom (including Channel Islands)	—	—	—	—	—	12,485	31,299	33,422	29,113	19,005
Other British Possessions	—	—	—	—	—	..	4,470
TOTAL BRITISH EMPIRE	—	—	—	—	—	12,485	35,769	33,422	29,118	19,605
TOTAL FOREIGN COUNTRIES	—	—	—	—	—	723	155	151	314	621
Share of Bengal	—	—	—	—	—	1,033	1,315	1,213	303	1,163
" Bombay	—	—	—	—	—	9,099	9,083	9,745	13,896	7,979
" Sind	—	—	—	—	—	9,996	25,320	22,555	15,158	11,055
" Madras	—	—	—	—	—	30	..	44	46	12
" Burma	—	—	—	—	—	..	216	16	..	17
TOTAL	—	—	—	—	—	19,158	35,924	33,573	29,432	20,226
Total value of carriages and carts not mechanically propelled and parts thereof (excluding railway carriages, trucks, etc.)—										
United Kingdom (including Channel Islands)	—	—	—	—	—	5,73,051	3,74,270	3,45,781	3,44,196	5,79,201
Straits Settlements	—	—	—	—	—	2,100	24,601	1,840	1,783	39,297
Hongkong	—	—	—	—	—	..	13,969	71,636	25,023	136
Other British Possessions	—	—	—	—	—	2,187	4,969	262	802	274
TOTAL BRITISH EMPIRE	—	—	—	—	—	5,77,338	4,17,808	4,19,319	3,71,704	6,18,808
Sweden	—	—	—	—	—	8,034	2,519	302
Germany	—	—	—	—	—	1,20,821	76,313	24,522	73,196	60,577
Netherlands	—	—	—	—	—	7,119	1,923	1,802	885	301
Belgium	—	—	—	—	—	31,652	12,012	3,097	5,253	12,615
France	—	—	—	—	—	10,518	7,503	6,896	3,715	69
China (exclusive of Hong- kong and Macao)	—	—	—	—	—	106	24,897	39,809	41,636	4,009
Japan	—	—	—	—	—	3,29,658	2,74,512	68,492	88,621	1,00,177
United States of America—										
Vid Atlantic Coast.	—	—	—	—	—	25,906	79,405	19,575	5,445	16,811
" Pacific "	—	—	—	—	—	291	3,145
Other Foreign Countries	—	—	—	—	—	394	396	458	1,052	3,393
TOTAL FOREIGN COUNTRIES	—	—	—	—	—	5,34,568	4,83,123	1,64,391	2,19,853	1,93,259
Share of Bengal	—	—	—	—	—	3,90,383	2,93,101	1,48,873	1,76,894	2,25,743
" Bombay	—	—	—	—	—	1,93,184	1,31,628	83,246	1,44,166	1,51,423
" Sind	—	—	—	—	—	77,315	86,376	1,19,776	63,453	69,691
" Madras	—	—	—	—	—	39,332	58,073	69,474	76,167	1,42,422
" Burma	—	—	—	—	—	3,61,161	3,31,955	1,32,342	1,41,007	1,27,388
TOTAL	—	—	—	—	—	11,11,926	9,00,933	5,83,710	5,91,647	8,17,167

ARTICLES, AND COUNTRIES OF CONSIGNMENT; ALSO SHARE OF EACH PROVINCE	QUANTITY					VALUE				
	1930-31	1931-32	1932-33	1933-34	1934-35	1930-31	1931-32	1932-33	1933-34	1934-35
Vehicles, (excluding locomotives, etc., for railways)—continued										
<i>Cycles, (other than motor cycles) and parts thereof and accessories—</i>										
Cycles imported entire or in sections (III. O)—	No.	No.	No.	No.	No.					
United Kingdom (including Channel Islands)	49,270	46,780	53,759	71,700	90,433	20,21,237	18,92,848	18,52,763	23,17,351	23,21,764
Other British Possessions	39	46	45	27	15	1,710	1,752	1,371	870	64
TOTAL BRITISH EMPIRE	49,309	46,826	53,804	71,727	90,448	20,22,958	17,00,100	18,54,134	23,18,501	23,22,808
Germany	2,108	1,168	725	21	23	69,305	36,317	8,863	928	1,111
France	682	366	25	1	2	24,324	12,053	601	189	18
Japan	1,100	1,253	14,880	10,717	15,729	25,222	22,543	1,70,347	1,88,910	1,57,777
Other Foreign Countries	98	59	85	93	70	6,974	2,152	4,700	6,649	3,70
TOTAL FOREIGN COUNTRIES	4,196	2,846	15,784	10,837	15,823	1,24,825	73,065	1,84,511	1,94,674	1,62,804
<i>Share of Bengal</i>	12,233	15,634	20,226	27,263	32,529	7,16,000	5,40,408	6,22,745	8,06,432	10,29,10
" Bombay	11,913	15,455	21,272	28,219	30,493	6,68,716	4,99,570	5,69,720	7,72,376	9,72,211
" Sind	10,719	11,277	11,797	14,644	17,273	4,16,063	4,59,548	2,72,144	4,08,137	4,81,761
" Madras	2,507	3,210	3,997	15,509	14,161	3,26,000	1,52,841	2,73,723	4,19,885	3,52,251
" Burma	4,904	2,603	4,115	2,792	6,989	2,42,690	1,44,682	1,92,293	1,93,896	2,17,541
TOTAL	52,472	49,772	60,228	82,624	106,206	21,48,778	17,73,180	20,38,645	25,32,175	29,66,11
<i>Parts of cycles and accessories (excluding rubber tyres) (III. O)—</i>										
United Kingdom (including Channel Islands)	—	—	—	—	—	27,40,029	26,24,777	23,42,339	29,49,297	42,09,85
Other British Possessions	—	—	—	—	—	1,437	1,793	609	1,184	1,18
TOTAL BRITISH EMPIRE	—	—	—	—	—	27,42,166	26,26,575	23,43,988	29,50,581	42,11,04
Germany	—	—	—	—	—	10,56,225	7,56,537	7,79,281	6,08,586	7,71,15
Netherlands	—	—	—	—	—	29,586	61,998	82,996	1,18,868	1,97,691
Belgium	—	—	—	—	—	5,253	9,931	550	1,429	491
France	—	—	—	—	—	76,661	70,322	15,280	—	81
Italy (including Fiume)	—	—	—	—	—	1,749	10,736	24,298	28,324	17,42
Japan	—	—	—	—	—	10,83,370	11,52,195	17,40,790	16,56,965	17,32,701
United States of America—Via Atlantic Coast	—	—	—	—	—	6,474	2,957	19,889	3,840	2,425
Other Foreign Countries	—	—	—	—	—	5,971	6,692	3,818	768	1,226
TOTAL FOREIGN COUNTRIES	—	—	—	—	—	22,28,999	21,01,224	26,67,197	24,08,755	27,24,135
<i>Share of Bengal</i>	—	—	—	—	—	20,91,373	16,23,751	20,21,759	20,49,001	23,26,635
" Bombay	—	—	—	—	—	11,99,621	14,92,545	16,17,203	18,19,803	16,33,694
" Sind	—	—	—	—	—	9,19,014	7,93,342	10,39,894	11,35,535	14,12,497
" Madras	—	—	—	—	—	6,30,673	6,72,389	10,00,437	11,70,529	13,16,226
" Burma	—	—	—	—	—	2,22,549	1,49,935	2,21,911	1,32,218	2,46,184
TOTAL	—	—	—	—	—	60,70,565	47,37,599	60,11,195	62,59,336	69,35,176
<i>Total value of Cycles (other than motor cycles) and parts thereof and accessories—</i>										
United Kingdom (including Channel Islands)	—	—	—	—	—	42,61,960	43,35,125	51,06,152	62,07,228	70,22,560
Other British Possessions	—	—	—	—	—	3,252	3,550	1,980	1,854	1,720
TOTAL BRITISH EMPIRE	—	—	—	—	—	47,65,119	48,36,675	51,98,132	62,69,082	70,24,280

No. 10—continued

ARTICLES, AND COUNTRIES OF CONSIGNMENT; ALSO SHARE OF EACH PROVINCE	QUANTITY					VALUE				
	1980-81	1981-82	1982-83	1983-84	1984-85	1980-81	1981-82	1982-83	1983-84	1984-85
Vehicles, excluding locomotives, etc., for railways—continued						R	R	R	R	R
Cycles (other than motor cycles) and parts thereof and accessories—concluded										
Total value of Cycles (other than motor cycles and parts thereof and accessories)—continued										
Germany	—	—	—	—	—	11,27,540	8,22,854	7,88,744	6,09,512	7,72,412
Netherlands	—	—	—	—	—	89,886	62,298	62,998	1,18,868	1,97,835
Belgium	—	—	—	—	—	5,868	9,081	650	1,778	495
France	—	—	—	—	—	1,00,936	82,386	16,481	189	982
Italy (including Fiume)	—	—	—	—	—	2,170	10,766	24,875	23,595	17,792
Japan	—	—	—	—	—	11,08,732	11,74,748	19,11,187	18,45,845	18,90,478
United States of America—										
<i>Via Atlantic Coast</i>	—	—	—	—	—	11,174	3,172	19,074	3,923	2,617
<i>" Pacific "</i>	—	—	—	—	—	60	..	60
Other Foreign Countries	—	—	—	—	—	7,764	8,219	8,191	4,724	4,451
TOTAL FOREIGN COUNTRIES	—	—	—	—	—	24,54,224	21,74,364	28,51,708	26,08,429	28,87,002
Share of Bengal	—	—	—	—	—	28,08,041	21,64,259	26,60,495	23,66,433	23,56,191
<i>" Bombay</i>	—	—	—	—	—	16,48,335	20,02,036	21,86,943	26,92,173	25,12,300
<i>" Sind</i>	—	—	—	—	—	13,33,077	12,02,396	14,13,036	16,41,722	18,30,368
<i>" Madras</i>	—	—	—	—	—	3,67,348	3,47,397	12,74,160	16,39,616	17,09,778
<i>" Burma</i>	—	—	—	—	—	4,72,642	2,94,523	4,16,204	2,92,514	4,63,166
TOTAL	—	—	—	—	—	72,10,848	65,11,089	80,49,840	88,72,511	99,21,292
Mechanically propelled vehicles (excluding railway locomotives and tractors)—										
Aircraft (III. O)—										
United Kingdom (including Channel Islands)	No. 19	No. 15	No. 17	No. 22	No. 25	2,09,708	1,37,985	1,98,218	2,52,995	3,44,007
Straits Settlements	1	7,000
Canada—										
<i>Via Atlantic Coast</i>	2	21,338
Commonwealth of Australia	2	6,069	..
TOTAL BRITISH EMPIRE	19	17	18	24	25	2,09,708	1,59,778	2,05,218	2,59,058	3,44,007
France	1	15,481
Iraq	1	..	1	1,000	..	13,000
Iran	1	17,000
United States of America—										
<i>Via Atlantic Coast</i>	1	2	5,600	21,108
Other Foreign Countries	1	68	4,985	..
TOTAL FOREIGN COUNTRIES	2	2	1	1	2	22,600	21,108	1,058	4,985	28,481
Share of Bengal	2	2	4	7	5	22,223	27,576	29,661	69,631	91,465
<i>" Bombay</i>	1	2	5	6	9	11,990	65,398	45,344	43,108	1,17,865
<i>" Sind</i>	10	6	9	9	12	1,84,466	47,374	1,26,392	1,16,345	1,40,163
<i>" Madras</i>	2	2	1	3	..	13,626	18,292	4,974	59,628	..
<i>" Burma</i>	3	..	1	1	..	21,338	..	6,387	22,892
TOTAL	21	19	19	25	27	2,82,363	1,80,876	2,06,971	2,68,998	3,72,438
Parts of aircraft (III. O)—										
United Kingdom (including Channel Islands)	—	—	—	—	—	1,29,749	86,499	1,33,100	3,04,374	2,44,544
Palestine	—	—	—	—	—	13,178	..	37
Straits Settlements	—	—	—	—	—	3,748	2,673	214	603	6,170
Other British Possessions	—	—	—	—	—	1,744	4,963	..	2,745	3,153
TOTAL BRITISH EMPIRE	—	—	—	—	—	1,35,241	94,135	1,46,492	3,07,622	2,58,913

ARTICLES, AND COUNTRIES OF CONSIGNMENT; ALSO SHARE OF EACH PROVINCE	QUANTITY					VALUE				
	1930-31	1931-32	1932-33	1933-34	1934-35	1930-31	1931-32	1932-33	1933-34	1934-35
Vehicles, excluding locomotives, etc., for railways—continued						B	B	B	B	B
Mechanically propelled vehicles (excluding railway locomotives and tractors)—continued										
Parts of aircraft (III. O)—contd.										
Germany	—	—	—	—	—	8,730	6,118	264	251	..
Netherlands	—	—	—	—	—	709	10,557	6,363	8,879	9,96
Belgium	—	—	—	—	—	22,002	..	12,162
France	—	—	—	—	—	22	62,150	41,979	49,160	24,24
Syria	—	—	—	—	—	..	14,881	..	6,029	10,28
Muskat Territory and Trucial Oman	—	—	—	—	—	262	2,269	7,94
French Indo-China	—	—	—	—	—	14,192	42,998	24,77
Egypt	—	—	—	—	—	20,758	24,427	16,028	42,664	27,02
United States of America— Via Atlantic Coast	—	—	—	—	—	4,931	7,304	..	2,640	42
Other Foreign Countries	—	—	—	—	—	1,109	5,202	2,598	3,235	1,01
TOTAL FOREIGN COUNTRIES	—	—	—	—	—	74,268	1,21,039	94,965	1,52,525	1,27,11
Share of Bengal	—	—	—	—	—	42,379	7,374	659	29,296	22,22
" Bombay	—	—	—	—	—	12,579	19,549	22,942	22,174	29,73
" Sind	—	—	—	—	—	1,29,725	1,24,276	2,07,226	4,22,126	2,04,171
" Madras	—	—	—	—	—	2,942	12,515	996	7,421	4,20
" Burma	—	—	—	—	—	2,922	2,379	2,515	6,019	12,22
TOTAL	—	—	—	—	—	2,09,504	2,26,074	2,41,457	5,56,157	3,81,02
Carriages and parts for railways (III.)—										
United Kingdom (including Channel Islands)	—	—	—	—	—	62,40,225	26,21,924	17,23,202	22,70,271	22,90,02
Straits Settlements	—	—	—	—	—	52,542	20,222	25,740	1,70,781	2,22,11
Other British Possessions	—	—	—	—	—	1,222	2,71
TOTAL BRITISH EMPIRE	—	—	—	—	—	66,00,014	26,52,016	18,69,042	25,41,722	25,21,22
Sweden	—	—	—	—	—	12,900	17,426	2,042	9,027	42,11
Germany	—	—	—	—	—	1,00,167	2,09,722	54,964	7,62,419	7,67,51
Netherlands	—	—	—	—	—	1,02,627	22,217	17,020	22	20
Belgium	—	—	—	—	—	5,22,157	2,92,055	1,67,256	1,42,547	4,27,11
France	—	—	—	—	—	..	4,120	67,275
Italy (including Fiume)	—	—	—	—	—	1,22,145	1,20,291	..	22	1,22,42
Hungary	—	—	—	—	—	76,596	..	62,249	1,94,627	1,22,62
Czechoslovakia	—	—	—	—	—	22,022	12,162	22,214	22,721	22,00
United States of America— Via Atlantic Coast	—	—	—	—	—	66,225	9,222	1,207	624	20,20
Other Foreign Countries	—	—	—	—	—	969	1,515	144	..	1,71
TOTAL FOREIGN COUNTRIES	—	—	—	—	—	10,76,968	8,01,071	4,21,727	11,70,206	10,92,64
Share of Bengal	—	—	—	—	—	22,60,720	17,22,222	19,21,249	12,66,979	29,22,24
" Bombay	—	—	—	—	—	29,91,261	19,21,291	2,94,420	2,72,122	12,67,26
" Sind	—	—	—	—	—	6,42,122	2,41,267	1,22,267	2,15,999	1,22,21
" Madras	—	—	—	—	—	12,67,942	19,72,976	1,22,722	7,20,922	2,22,21
" Burma	—	—	—	—	—	12,620	2,21
TOTAL	—	—	—	—	—	76,77,222	44,22,227	22,90,229	27,12,022	21,22,21
Wagons and parts for railways (III. O)—										
United Kingdom (including Channel Islands)	—	—	—	—	—	42,96,229	12,96,729	10,62,929	2,42,929	21,17,21
Other British Possessions	—	—	—	—	—	21	..	141	61	4,29
TOTAL BRITISH EMPIRE	—	—	—	—	—	42,96,929	12,96,729	10,62,929	2,42,929	21,22,21

No. 10—continued

ARTICLES, AND COUNTRIES OF CONSIGNMENT; ALSO SHARE OF EACH PROVINCE	QUANTITY					VALUE				
	1930-31	1931-32	1932-33	1933-34	1934-35	1930-31	1931-32	1932-33	1933-34	1934-35
Vehicles (excluding locomotives, etc., for railways—continued)						R	R	R	R	R
Mechanically propelled vehicles (excluding railway locomotives and tractors)—continued										
Wagons and parts for Railways (III. O)—continued										
Sweden	—	—	—	—	—	..	20,591	7,824
Germany	—	—	—	—	—	3,87,750	4,82,323	1,10,181	1,76,998	40,885
Belgium	—	—	—	—	—	7,25,027	4,28,289	1,06,901	71,811	1,99,775
France	—	—	—	—	—	5,618	6,114
Czechoslovakia	—	—	—	—	—	29,078
Hungary	—	—	—	—	—	7,978	..	8,058	94,795	7,141
Italy (including Fiume)	—	—	—	—	—	..	6,353	39,984	..	21,072
United States of America— Via Atlantic Coast	—	—	—	—	—	10,948	4,536	..	55	9,148
„ Pacific „	—	—	—	—	—	4,407
Other Foreign Countries	—	—	—	—	—	4,376
TOTAL FOREIGN COUNTRIES	—	—	—	—	—	11,46,094	9,41,072	2,72,948	3,48,157	3,18,208
Share of Bengal	—	—	—	—	—	16,55,944	18,08,583	5,12,389	7,21,934	17,93,017
„ Bombay	—	—	—	—	—	2,10,531	32,947	5,46,400	2,28,868	5,19,493
„ Sind	—	—	—	—	—	1,35,333	87,801	41,327	1,62,031	13,333
„ Madras	—	—	—	—	—	3,85,416	3,89,897	1,25,086	1,16,351	64,069
„ Burma	—	—	—	—	—	1,65,300	18,498	10,767	21,859	44,893
TOTAL	—	—	—	—	—	54,43,014	24,47,731	13,36,009	11,88,838	24,35,810
Motor cars (including taxi cabs) (III. O)—	No.	No.	No.	No.	No.					
United Kingdom (including Channel Islands)	2,885	2,178	3,958	5,348	6,311	71,03,499	50,35,969	80,05,877	1,06,14,709	1,23,73,224
Aden and Dependencies	2	3	16	7	4	4,100	17,773	30,836	9,385	7,568
Ceylon (excluding Maldives)	50	50	31	21	24	1,25,139	85,556	46,617	39,092	39,780
Strait Settlements	30	31	46	26	25	49,231	37,603	49,879	41,259	23,669
Federated Malay States	5	9	1	1	..	4,403	15,182	850	3,000
Hongkong	1	..	7	1	..	1,328	..	13,851	2,350	..
Union of South Africa	1	1	37	1	1	3,000	1,412	79,311	3,000	1,200
Kenya Colony	1	2	1	2,750	5,825	871
Canada— Via Atlantic Coast	2,249	676	296	1,714	2,057	59,95,652	10,39,633	6,15,770	25,49,357	33,21,113
„ Pacific „	1	1	..	2,050	2,400	..
Commonwealth of Australia	2	5	1,351	12,107
Other British Possessions	4	3	2	1	1	3,754	4,265	1,818	2,000	982
TOTAL BRITISH EMPIRE	6,224	2,947	4,402	7,125	8,430	1,26,39,488	62,26,619	88,59,046	1,32,70,578	1,57,83,514
Norway	1	6,000
Sweden	1	5	3	1,200	6,668	5,572
Germany	45	212	146	106	150	2,36,817	4,20,732	2,09,442	1,50,721	2,45,913
Netherlands	35	1	51,084	1,427	..
Belgium	29	3	15	3	3	1,20,278	67,837	55,888	5,511	10,363
France	261	161	84	62	26	6,30,694	5,00,829	2,27,124	1,44,942	72,314
Italy (including Fiume)	917	510	226	221	287	19,41,630	10,47,177	4,80,274	4,70,023	4,41,421
Java	1	3	76	3	..	314	3,115	1,02,722	2,771	..
Japan	12	3	4	25,794	3,514	5,349
Egypt	1	3	4	3	10	2,794	6,487	4,195	4,798	11,333
United States of America— Via Atlantic Coast	5,043	3,353	1,195	2,223	5,563	98,31,507	64,92,502	28,35,460	36,22,155	93,35,860
„ Pacific „	55	15	6	4	1	1,50,216	36,461	16,402	9,505	1,452
Other Foreign Countries	11	5	12	3	7	13,060	6,577	17,533	5,579	7,517
TOTAL FOREIGN COUNTRIES	6,377	4,273	1,799	2,634	6,004	1,30,69,294	85,85,231	39,99,972	44,24,100	1,01,38,144

ARTICLES, AND COUNTRIES OF CONSIGNMENT; ALSO SHARE OF EACH PROVINCE	QUANTITY					VALUE				
	1930-31	1931-32	1932-33	1933-34	1934-35	1930-31	1931-32	1932-33	1933-34	1934-35
Vehicles (excluding locomotives, etc., for railways)—continued						R	R	R	R	R
Mechanically propelled vehicles (excluding railway locomotives and tractors)—continued										
Motor cars (including taxicabs) (III. O)—continued	No.	No.	No.	No.	No.					
Share of Bengal	2,001	1,801	1,634	2,371	2,120	65,63,328	58,70,266	33,01,280	48,63,544	50,06,128
" Bombay	6,308	3,225	2,525	4,739	3,016	98,26,270	67,07,701	43,51,071	52,16,900	1,35,21,127
" Sind	1,402	324	642	781	907	23,25,518	17,54,537	14,03,947	15,70,941	10,50,220
" Madras	1,781	300	1,064	1,342	1,753	37,49,173	16,50,093	19,32,366	24,10,549	22,57,250
" Burmah	1,033	419	308	520	604	22,28,307	3,49,193	7,79,725	10,20,720	11,20,120
TOTAL	12,601	7,220	6,201	9,759	14,424	2,57,59,738	1,48,11,900	1,28,50,618	1,76,94,678	2,50,21,664
Motor cycles (including scooters) (III. O)—	No.	No.	No.	No.	No.					
United Kingdom (including Channel Islands)	1,306	808	690	612	675	7,56,649	3,99,816	3,28,267	2,95,535	3,37,671
Ceylon (excluding Maldives)	17	5	10	6	4	6,305	1,896	5,486	1,567	1,097
Straits Settlements	8	10	5	4	..	1,878	1,972	1,125	1,408	..
Other British Possessions	8	11	9	3	9	2,177	1,840	1,087	525	1,540
TOTAL BRITISH EMPIRE	1,422	834	720	625	688	7,08,009	3,96,524	3,34,545	3,02,050	4,00,221
Germany	10	66	47	55	56	4,071	12,338	10,232	11,011	14,661
Belgium	2	2	1	2	..	868	1,100	171	2,000	..
United States of America— Via Atlantic Coast	52	8	1	12	17	24,008	5,608	1,820	9,054	14,127
Other Foreign Countries	12	16	13	6	23	5,597	6,211	4,951	1,820	11,054
TOTAL FOREIGN COUNTRIES	78	92	63	75	106	45,547	25,363	16,974	24,504	40,322
Share of Bengal	437	225	202	196	275	2,70,766	1,22,228	82,407	94,091	1,22,901
" Bombay	272	257	318	419	263	1,46,976	1,20,410	1,66,931	1,19,670	1,21,520
" Sind	207	126	117	80	127	1,71,440	89,511	60,793	43,703	61,210
" Madras	241	159	119	130	101	1,74,228	74,122	48,900	37,440	41,963
" Burmah	23	20	23	27	22	49,429	12,617	13,573	11,620	11,710
TOTAL	1,501	926	762	700	794	3,13,556	4,20,896	3,51,519	3,26,564	3,80,963
Motor Omnibuses, motor vans and motor lorries (III. O)—										
Motor Omnibuses (III. O)—										
Imported with bodies—	No.	No.	No.	No.	No.					
United Kingdom (including Channel Islands)	20	22	78	80	100	3,07,024	1,70,823	1,14,564	3,29,958	4,04,740
Ceylon (excluding Maldives)	7	6,133
Canada— Via Atlantic Coast	39	10	2	100	106	70,772	12,731	3,184	1,10,442	1,17,020
Other British Possessions	3	4	5	1	..	1,250	5,246	9,980	1,730
TOTAL BRITISH EMPIRE	76	45	84	185	207	4,43,929	1,84,900	1,22,994	4,50,325	5,24,221
Germany	2	2	1	2	0	24,380	3,117	5,735	10,020	22,220
Italy (including Fiume)	1	..	1	1	3	1,265	..	1,560	652	7,640
Japan	1	18	5	643	12,202	5,510
United States of America— Via Atlantic Coast	2,902	1,570	105	213	138	32,06,800	18,14,138	1,44,800	2,49,900	2,44,600
Other Foreign Countries	2	2,400
TOTAL FOREIGN COUNTRIES	2,907	1,572	108	234	155	38,24,584	18,17,255	1,52,504	2,78,580	2,78,000

No. 10—continued

ARTICLES, AND COUNTRIES OF CONSIGNMENT, ALSO SHARE OF EACH PROVINCE	QUANTITY					VALUE				
	1930-31	1931-32	1932-33	1933-34	1934-35	1930-31	1931-32	1932-33	1933-34	1934-35
Vehicles (excluding loco- motives, etc., for railways) —continued										
Mechanically propelled vehi- cles (excluding railway locomotives and tractors)— continued										
Motor Omnibuses, motor vans and motor lorries (III. O)— continued										
Motor Omnibuses (III. O)— contd.	No.	No.	No.	No.	No.	R	R	R	R	R
Imported with bodies—contd.										
Share of Bengal	8	3	13	191	42	1,00,716	3,307	21,096	1,66,033	73,699
„ Bombay	2,881	1,528	163	231	130	33,73,069	18,08,841	2,36,722	5,34,098	4,34,054
„ Sind	93	14	..	16	35	2,92,978	98,076	..	21,353	97,229
„ Madras	1	11	15	..	145	1,700	33,747	27,410	..	1,35,394
„ Burma	1	1	1	10	..	3,200	1,680	1,330	17,404
TOTAL	2,983	1,617	192	419	362	37,68,463	20,02,164	2,75,798	7,33,364	8,03,130
Obassis (III. O) —	No.	No.	No.	No.	No.					
United Kingdom (including Channel Islands)	228	408	439	445	1,071	11,57,064	12,72,492	8,70,779	9,05,122	21,44,321
Palestine	1	2,768
Ceylon (excluding Maldives)	22	3	5	28,290	20,441	7,959
Federated Malay States	5	7,236
Straits Settlements	1	..	11	1,569	..	17,816
Canada—										
Via Atlantic Coast	2,368	588	304	1,143	1,952	35,27,443	6,83,638	5,30,330	15,38,303	24,44,117
„ Pacific „	32	50,422
TOTAL BRITISH EMPIRE	2,609	994	791	1,591	3,029	47,14,963	21,76,521	14,76,638	24,33,925	45,99,165
Germany	4	4	3	4	12	24,455	8,772	9,297	10,110	45,045
France	13	11	1	44,271	28,666	1,964
Italy (including Fiume)	9	10	144	17,262	15,664	1,30,500
Iraq	4	7,633
United States of America—										
Via Atlantic Coast	3,295	1,666	1,638	3,479	6,421	55,79,521	24,22,331	23,30,999	33,97,361	65,10,133
Other Foreign Countries	2	3	4,596	2,331	..
TOTAL FOREIGN COUNTRIES	3,321	1,691	1,693	3,486	6,532	56,75,609	24,75,433	23,44,262	34,19,302	66,96,275
Share of Bengal	1,022	436	174	319	992	22,84,637	7,30,420	3,57,955	5,07,337	14,92,441
„ Bombay	2,106	1,503	1,949	4,191	7,426	31,39,213	23,39,793	27,05,272	43,33,231	79,72,900
„ Sind	337	536	209	227	435	16,03,454	12,53,365	4,53,564	4,27,728	7,04,173
„ Madras	1,399	127	124	333	713	25,63,575	1,97,777	2,30,111	5,13,001	9,30,443
„ Burma	500	23	23	7	40	3,04,592	1,36,949	74,593	11,930	35,434
TOTAL	5,936	2,685	2,484	5,077	6,611	1,03,90,474	46,62,004	38,21,495	58,53,237	1,12,95,440
Total of Motor Omnibuses, motor vans and motor lorries (III. O)—	No.	No.	No.	No.	No.					
United Kingdom (including Channel Islands)	258	435	517	529	1,171	15,24,638	14,43,320	9,95,343	12,35,075	25,49,061
Ceylon (excluding Maldives)	29	3	5	34,423	20,441	7,959
Straits Settlements	1	3	14	1	..	1,569	1,350	22,053	400	..
Federated Malay States	5	7,236
Kenya Colony	4	9,530	..
Canada—										
Via Atlantic Coast	2,397	598	306	1,243	2,058	35,98,214	8,96,319	5,33,564	16,39,245	25,61,799
„ Pacific „	32	50,422
Other British Possessions	1	..	2	1,000	..	4,557
TOTAL BRITISH EMPIRE	2,665	1,039	875	1,776	3,236	61,53,894	23,61,430	15,99,627	23,84,250	51,23,376
Germany	6	6	4	6	21	53,844	11,839	15,002	29,739	69,302
France	13	11	1	44,271	28,666	1,964
Italy (including Fiume)	10	10	1	1	147	18,647	15,661	1,560	652	1,38,062
Iraq	4	7,633

ARTICLES AND COUNTRIES OF CONSIGNMENT; ALSO SHARE OF EACH PROVINCE	QUANTITY					VALUE				
	1980-81	1981-82	1982-83	1983-84	1984-85	1980-81	1981-82	1982-83	1983-84	1984-85
Vehicles (excluding locomotives, etc., for railways)—continued										
<i>Mechanically propelled vehicles (excluding railway locomotives and tractors)—continued</i>										
Motor Omnibuses, motor vans and motor lorries (III. O)— <i>concluded.</i>	No.	No.	No.	No.	No.					
Total of Motor Omnibuses, motor vans and motor lorries (III. O)— <i>continued.</i>										
Japan	--	--	1	30	5	--	--	648	13,903	
United States of America—										
<i>Via Atlantic Coast</i>	6,197	8,236	1,798	3,608	6,559	88,75,831	42,39,518	24,75,865	36,47,327	67,14,000
Other Foreign Countries	2	--	2	1	--	2,400	--	4,599	790	--
TOTAL FOREIGN COUNTRIES	6,228	8,236	1,801	3,770	6,787	90,00,048	42,92,726	24,97,060	36,92,941	69,71,000
<i>Share of Bengal</i>	1,096	439	187	449	7,934	22,88,213	7,23,781	3,79,859	6,72,179	16,71,000
<i>" Bombay</i>	4,987	3,091	2,112	4,478	7,555	65,12,322	67,86,524	29,21,006	49,22,293	23,00,000
<i>" Sind</i>	830	559	399	243	479	17,96,432	18,51,469	4,52,764	4,69,821	8,21,000
<i>" Madras</i>	1,409	123	129	322	823	25,69,278	2,21,824	2,57,527	5,13,001	11,84,000
<i>" Burma</i>	299	24	29	2	59	9,04,592	1,28,249	79,123	12,219	1,92,000
TOTAL	8,913	4,908	2,978	5,496	9,978	1,41,59,917	86,84,166	40,97,298	65,77,091	1,22,04,000
Tram cars (III. O)—										
United Kingdom (including Channel Islands)	No.	No.	No.	No.	No.					
<i>Share of Bengal</i>	--	2	--	--	3	--	69,217	--	--	32,000
<i>" Bombay</i>	--	1	--	--	--	--	46,918	--	--	--
TOTAL	--	3	--	--	3	--	86,882	--	--	32,000
Parts of mechanically propelled vehicles and accessories, other than aircraft (excluding rubber tyres) (III. O)—										
United Kingdom (including Channel Islands)	--	--	--	--	--	24,15,470	22,48,084	22,50,087	22,66,161	25,94,000
Ceylon (including Maldives)	--	--	--	--	--	18,991	10,878	2,781	4,851	7,000
Straits Settlements	--	--	--	--	--	4,011	10,668	22,144	16,204	2,000
Union of South Africa	--	--	--	--	--	12,752	--	30	--	--
Canada—										
<i>Via Atlantic Coast</i>	--	--	--	--	--	5,02,890	3,52,597	1,32,592	5,10,249	6,94,000
<i>" Pacific "</i>	--	--	--	--	--	--	298	--	--	--
Commonwealth of Australia	--	--	--	--	--	--	699	2,579	25,158	11,000
Other British Possessions	--	--	--	--	--	1,224	3,175	786	1,280	3,000
TOTAL BRITISH EMPIRE	--	--	--	--	--	29,89,782	26,24,148	24,68,209	28,21,843	42,24,000
Germany	--	--	--	--	--	4,44,634	4,28,088	5,00,894	2,10,415	3,17,000
Netherlands	--	--	--	--	--	14,398	3,901	1,882	1,266	2,000
Belgium	--	--	--	--	--	51,555	35,861	29,059	15,981	6,000
France	--	--	--	--	--	1,71,048	1,93,547	67,854	92,318	43,000
Switzerland	--	--	--	--	--	3,960	18,151	5,209	4,332	8,000
Italy (including Finme)	--	--	--	--	--	2,59,171	2,84,008	2,99,775	2,32,425	1,25,000
Austria	--	--	--	--	--	21,931	10,407	3,472	772	1,000
Czechoslovakia	--	--	--	--	--	2,521	7,028	495	1,471	2,000
Java	--	--	--	--	--	7,176	6,428	2,425	4,972	6,000
Japan	--	--	--	--	--	57,472	21,864	55,822	2,06,057	2,36,000
Egypt	--	--	--	--	--	10,328	2,521	825	1,265	2,000
United States of America—										
<i>Via Atlantic Coast</i>	--	--	--	--	--	89,52,777	32,24,841	35,08,326	24,20,868	30,69,000
<i>" Pacific "</i>	--	--	--	--	--	1,11,575	90,698	20,656	29,580	80,000
Other Foreign Countries	--	--	--	--	--	11,658	9,888	6,998	3,398	4,000
TOTAL FOREIGN COUNTRIES	--	--	--	--	--	92,20,804	44,12,516	45,98,187	35,15,655	39,01,000

No. 10—continued

ARTICLES, AND COUNTRIES OF CONSIGNMENT; ALSO SHARE OF EACH PROVINCE	QUANTITY					VALUE				
	1930-31	1931-32	1932-33	1933-34	1934-35	1930-31	1931-32	1932-33	1933-34	1934-35
Vehicles (excluding locomotives, etc., for railways)— continued						R	R	R	R	R
<i>Mechanically propelled vehicles (excluding railway locomotives and tractors)— continued</i>										
<i>Parts of mechanically propelled vehicles and accessories, other than of aircraft (excluding rubber tyres) (III. C)— continued</i>										
Share of Bengal	—	—	—	—	—	23,37,066	19,71,667	17,43,513	19,37,409	24,27,134
“ Bombay	—	—	—	—	—	33,11,719	31,37,643	34,82,341	33,28,846	37,04,664
“ S.W.	—	—	—	—	—	7,33,421	6,72,981	5,40,630	4,01,591	6,90,682
“ Madras	—	—	—	—	—	13,26,564	7,87,902	7,34,550	11,15,650	8,84,148
“ Burma	—	—	—	—	—	3,57,316	4,33,555	4,20,452	3,64,612	4,59,237
TOTAL	—	—	—	—	—	91,71,536	70,33,638	69,76,486	73,27,008	82,25,760
<i>Total value of mechanically propelled vehicles and accessories (excluding railway locomotives and tractors)—</i>										
United Kingdom (including Channel Islands)	—	—	—	—	—	2,29,80,085	1,45,66,118	1,47,45,744	1,92,78,460	2,48,83,691
Palestine	—	—	—	—	—	13,178	..	2,805
Aden and Dependencies	—	—	—	—	—	4,216	18,025	32,212	9,931	3,216
Ceylon (including Maldives)	—	—	—	—	—	1,79,861	1,18,576	55,834	45,510	55,940
Straits Settlements	—	—	—	—	—	1,19,001	75,168	1,94,315	2,30,611	2,72,340
Federated Malay States	—	—	—	—	—	..	4,833	22,246	836	7,698
Hongkong	—	—	—	—	—	1,854	125	13,851	2,350	1,907
Union of South Africa	—	—	—	—	—	14,753	2,237	30,393	4,376	3,084
Kenya Colony	—	—	—	—	—	4,218	461	484	16,281	1,691
Canada—										
Via Atlantic Coast	—	—	—	—	—	91,06,196	23,10,971	13,32,226	46,98,851	65,81,468
“ Pacific “	—	—	—	—	—	2,050	262	50,422	2,400	465
Commonwealth of Australia	—	—	—	—	—	5,616	6,134	2,379	30,572	23,615
Other British Possessions	—	—	—	—	—	1,852	6,131	1,992	2,606	2,691
TOTAL BRITISH EMPIRE	—	—	—	—	—	3,28,09,681	1,71,09,046	1,65,46,076	2,43,22,834	3,18,46,111
Sweden	—	—	—	—	—	18,382	39,901	13,136	15,650	49,239
Norway	—	—	—	—	—	7,570
Germany	—	—	—	—	—	12,86,009	15,81,215	9,00,979	14,72,552	14,85,957
Netherlands	—	—	—	—	—	1,21,784	42,775	75,932	6,900	16,597
Belgium	—	—	—	—	—	14,65,902	9,30,822	3,72,535	2,43,900	6,43,714
France	—	—	—	—	—	9,03,369	7,94,103	3,28,327	3,37,808	1,89,679
Switzerland	—	—	—	—	—	3,960	16,151	5,291	13,163	3,316
Italy (including Fiume)	—	—	—	—	—	23,53,703	14,74,557	8,89,993	7,53,198	3,42,636
Austria	—	—	—	—	—	25,269	12,966	10,876	772	2,093
Hungary	—	—	—	—	—	34,836	1,069	77,278	2,01,323	1,09,103
Czechoslovakia	—	—	—	—	—	41,483	19,190	36,709	55,252	69,864
Turkey, European	—	—	—	—	—	4,458	441	3,941	..	3,433
Syria	—	—	—	—	—	..	14,381	..	6,029	10,587
Muskat Territory and Trucial Oman	—	—	—	—	—	20	640	439	2,360	3,931
Iraq	—	—	—	—	—	2,716	3,777	..	4,033	21,094
Iran	—	—	—	—	—	23,393	5,055	6,000	577	13
Java	—	—	—	—	—	7,790	9,793	1,05,147	7,743	7,230
French Indo-China	—	—	—	—	—	14,192	43,968	34,793
China (exclusive of Hongkong and Macao)	—	—	—	—	—	1,479	2,632	4,161	1,478	75
Japan	—	—	—	—	—	39,881	23,373	56,465	3,20,746	2,46,033

ARTICLES, AND COUNTRIES OF ORIGIN; ALSO NAME OF EACH PROVINCE	QUANTITY					VALUE				
	1930-31	1931-32	1932-33	1933-34	1934-35	1930-31	1931-32	1932-33	1933-34	1934-35
Vehicles (excluding locomotives, etc., for railways)—continued										
<i>Mechanically propelled vehicles (excluding railway locomotives and tractors)—continued</i>										
<i>Total value of mechanically propelled vehicles and accessories (excluding railway locomotives and tractors)—continued</i>										
Egypt	—	—	—	—	—	42,850	32,498	21,048	52,827	40,770
United States of America—										
Via Atlantic Coast	—	—	—	—	—	2,89,26,990	1,40,71,901	88,23,152	97,03,308	1,82,04,725
" Pacific "	—	—	—	—	—	2,75,198	1,27,184	47,053	49,035	81,400
Other Foreign Countries	—	—	—	—	—	5,573	4,565	11,233	971	2,500
TOTAL FOREIGN COUNTRIES	—	—	—	—	—	3,06,55,613	1,92,11,981	1,18,18,406	1,86,84,233	2,31,26,725
Share of Bengal	—	—	—	—	—	1,95,88,535	1,06,92,498	77,35,138	87,51,314	1,56,00,120
" Bombay	—	—	—	—	—	2,26,09,392	1,54,37,942	1,26,36,193	1,30,52,212	2,79,10,200
" Sind	—	—	—	—	—	71,80,323	47,09,336	30,42,171	33,35,337	62,19,120
" Madras	—	—	—	—	—	98,61,037	48,17,421	32,41,735	50,13,653	60,26,215
" Burma	—	—	—	—	—	42,36,682	16,32,930	13,06,165	16,46,686	17,90,000
TOTAL	—	—	—	—	—	6,34,65,264	3,68,21,037	2,33,69,482	2,76,57,067	5,49,73,000
Ships, parts of (including Launches and Boats) (III O)—										
United Kingdom (including Channel Islands)	—	—	—	—	—	12,80,173	9,39,804	4,19,241	5,15,775	2,55,900
Ceylon (excluding Maldives)	—	—	—	—	—	1,063	216	1,010	6	..
Straits Settlements	—	—	—	—	—	800	2,737	7,63,480	730	2,000
Hongkong	—	—	—	—	—	322	1,50,168	281
Canada—										
Via Atlantic Coast	—	—	—	—	—	8,493	..
Other British Possessions	—	—	—	—	—	529	476	300
TOTAL BRITISH EMPIRE	—	—	—	—	—	13,42,273	10,91,424	11,89,541	5,26,470	2,56,120
Germany	—	—	—	—	—	1,703	2,343	1,579	21,580	2,457
Netherlands	—	—	—	—	—	..	108	8,020
Italy (including Fiume)	—	—	—	—	—	..	16,239
United States of America—										
Via Atlantic Coast	—	—	—	—	—	7,784	1,432	7,991	14,038	24,100
Other Foreign Countries	—	—	—	—	—	4,605	2,818	240	433	2,300
TOTAL FOREIGN COUNTRIES	—	—	—	—	—	14,077	32,455	17,830	36,031	30,120
Share of Bengal	—	—	—	—	—	4,36,031	19,379	7,378	12,163	19,300
" Bombay	—	—	—	—	—	1,92,159	21,238	3,97,899	79,977	35,110
" Sind	—	—	—	—	—	467	2,99,438	1,966	1,497	600
" Madras	—	—	—	—	—	18,397	28,492	9,312	3,89,039	3,570
" Burma	—	—	—	—	—	5,69,466	6,51,378	7,54,317	98,673	2,35,000
TOTAL	—	—	—	—	—	12,86,360	11,13,879	12,01,371	5,61,501	2,88,220
Total value of Vehicles (excluding locomotives, etc., for railways)—										
United Kingdom (including Channel Islands)	—	—	—	—	—	2,95,54,130	2,09,02,917	2,07,00,918	2,64,05,049	2,27,51,353
Palestine	—	—	—	—	—	18,178	..	2,800
Aden and Dependencies	—	—	—	—	—	4,233	18,025	82,212	9,949	8,210
Ceylon (excluding Maldives)	—	—	—	—	—	1,82,752	1,20,292	58,018	46,821	50,700

No. 10—continued

ARTICLES, AND COUNTRIES OF CONSIGNMENT; ALSO SHARE OF EACH PROVINCE	QUANTITY					VALUE				
	1930-31	1931-32	1932-33	1933-34	1934-35	1930-31	1931-32	1932-33	1933-34	1934-35
						₹	₹	₹	₹	₹
Vehicles (excluding locomotives, etc., for railways)—concluded										
<i>Total value of Vehicles, excluding locomotives, etc., for railways—continued</i>										
Straits Settlements	—	—	—	—	—	1,23,809	1,04,755	9,65,066	2,34,375	3,15,385
Federated Malay States	—	—	—	—	—	—	4,838	22,846	1,387	7,698
Hongkong	—	—	—	—	—	2,186	1,78,276	85,980	27,378	2,051
Union of South Africa	—	—	—	—	—	14,753	2,237	80,893	4,876	3,084
Kenya Colony	—	—	—	—	—	4,218	4,991	454	16,236	1,691
Canada—										
<i>Via Atlantic Coast</i>	—	—	—	—	—	94,97,743	28,11,050	13,82,226	47,07,344	65,81,675
<i>" Pacific "</i>	—	—	—	—	—	2,050	263	50,422	2,400	465
Commonwealth of Australia	—	—	—	—	—	5,615	6,186	..	30,572	23,649
Other British Possessions	—	—	—	—	—	1,892	6,224	5,460	2,648	2,691
TOTAL BRITISH EMPIRE	—	—	—	—	—	3,93,94,381	3,29,54,958	2,38,47,068	3,14,89,180	3,97,57,472
Sweden	—	—	—	—	—	28,541	44,756	22,004	18,276	51,920
Norway	—	—	—	—	—	7,570	210	30
Germany	—	—	—	—	—	24,89,078	24,89,225	17,15,824	21,76,820	23,21,488
Netherlands	—	—	—	—	—	2,13,789	1,07,099	1,66,750	1,21,653	2,14,733
Belgium	—	—	—	—	—	15,07,401	9,52,325	3,76,232	2,50,326	6,56,784
France	—	—	—	—	—	10,15,013	8,86,291	3,51,444	2,91,712	1,81,730
Switzerland	—	—	—	—	—	5,419	16,151	5,291	13,952	3,816
Italy (including Fiume)	—	—	—	—	—	23,55,373	15,01,803	9,14,368	7,76,793	3,61,663
Austria	—	—	—	—	—	25,269	12,966	10,477	829	2,106
Hungary	—	—	—	—	—	84,836	1,083	77,278	2,91,323	1,93,103
Czechoslovakia	—	—	—	—	—	44,336	24,061	40,168	56,232	72,612
Turkey, European	—	—	—	—	—	4,453	441	3,941	..	3,433
Syria	—	—	—	—	—	..	14,381	..	6,029	10,837
Muscat Territory and Trucial Oman	—	—	—	—	—	45	670	439	2,960	3,931
Iraq	—	—	—	—	—	5,729	3,777	4,217	4,339	32,194
Iran	—	—	—	—	—	23,433	5,065	6,029	577	13
Java	—	—	—	—	—	3,090	9,733	1,05,147	7,743	7,330
French Indo-China	—	—	—	—	—	67	..	14,342	43,993	36,293
China (exclusive of Hongkong and Macao)	—	—	—	—	—	1,394	23,472	45,006	44,029	4,309
Japan	—	—	—	—	—	15,28,321	14,74,633	20,36,094	22,55,393	22,37,633
Egypt	—	—	—	—	—	43,893	33,435	21,043	52,843	40,927
United States of America— <i>Via Atlantic Coast</i>	—	—	—	—	—	2,39,30,334	1,41,55,930	88,69,792	97,24,714	1,92,48,490
<i>" Pacific "</i>	—	—	—	—	—	2,75,549	1,30,299	47,113	49,035	51,490
Other Foreign Countries	—	—	—	—	—	6,509	4,659	7,276	1,253	4,630
TOTAL FOREIGN COUNTRIES	—	—	—	—	—	3,36,58,502	2,18,91,925	1,43,47,335	1,61,93,546	2,62,42,129
<i>Share of Bengal</i>	—	—	—	—	—	2,32,73,060	1,39,00,737	99,52,433	1,37,97,736	1,37,00,697
<i>" Bombay</i>	—	—	—	—	—	2,46,42,356	1,75,93,743	1,62,04,231	2,08,77,739	3,06,09,503
<i>" Sind</i>	—	—	—	—	—	85,91,731	63,90,395	46,76,951	49,31,339	61,70,729
<i>" Madras</i>	—	—	—	—	—	1,09,25,365	51,51,323	46,94,630	70,46,932	79,01,937
<i>" Burma</i>	—	—	—	—	—	56,19,321	23,11,230	37,66,063	19,73,290	26,16,735
TOTAL	—	—	—	—	—	7,30,52,883	4,48,46,878	3,91,94,403	4,76,82,726	6,59,99,601

ARTICLES, AND COUNTRIES OF CONSIGNMENT; ALSO SHARE OF EACH PROVINCE	QUANTITY					VALUE				
	1930-31	1931-32	1932-33	1933-34	1934-35	1930-31	1931-32	1932-33	1933-34	1934-35
Wax of all kinds, other than paraffin wax (excluding candles) (II. L.)—										
United Kingdom (including Channel Islands)	Cwts. 656	Cwts. 343	Cwts. 574	Cwts. 514	Cwts. 1,230	Rs. 37,633	Rs. 12,473	Rs. 23,127	Rs. 24,162	Rs. 54,931
Straits Settlements	2	6	..	262	486	97	223	..	4,289	8,972
Other British Possessions	5	4	38	..	6	336	260	969	..	173
TOTAL BRITISH EMPIRE	663	353	612	776	1,722	38,066	12,956	24,096	28,451	64,076
Germany	231	193	265	124	456	8,691	9,074	15,115	7,700	15,441
Japan	1,091	1,368	2,418	1,731	2,410	75,174	56,235	70,932	37,764	42,036
United States of America—										
<i>Vid Atlantic Coast</i>	2,465	2,376	5,162	5,555	1,783	37,240	29,044	71,804	73,981	27,420
<i>" Pacific "</i>	206	2,336
Other Foreign Countries	43	83	537	413	423	2,924	4,143	6,304	7,073	3,597
TOTAL FOREIGN COUNTRIES	5,625	4,026	8,382	7,573	5,079	1,26,365	99,386	1,73,655	1,21,524	96,197
Share of Bengal	1,229	2,669	5,237	6,257	2,375	42,125	41,763	1,06,915	1,10,433	39,367
" Bombay	1,620	1,443	2,149	1,573	1,760	70,297	60,333	77,393	35,366	49,941
" Sind	225	27	299	299	268	12,575	1,216	6,517	6,663	19,330
" Madras	36	72	533	367	611	2,472	2,296	7,824	3,476	1,429
" Burma	2,573	156	21	257	489	37,651	2,023	1,102	4,922	1,134
TOTAL	6,298	4,877	8,994	8,649	6,801	1,84,431	1,12,244	1,97,751	1,59,965	1,57,376
Wood and Timber—										
<i>Local and pine-wood (II. B.)—</i>										
United Kingdom (including Channel Islands)	Cubic tons 111	Cubic tons 175	Cubic tons 103	Cubic tons 40	Cubic tons 22	Rs. 17,527	Rs. 20,247	Rs. 9,171	Rs. 5,354	Rs. 2,103
Ceylon (including Maldives)	..	163	29	..	10	..	15,504	6,094	..	216
Union of South Africa	120	6,829	..
Canada—										
<i>Vid Atlantic Coast</i>	445	200	140	66	..	41,437	16,086	9,565	2,982	..
<i>" Pacific "</i>	..	129	136	641	669	..	10,769	8,636	32,939	26,733
Other British Possessions	5	46	22	309	3,172	1,291
TOTAL BRITISH EMPIRE	561	713	440	767	691	59,278	65,778	24,655	49,104	44,663
Sweden	1,337	1,268	1,142	1,309	1,681	1,35,943	1,26,607	1,06,123	1,18,049	1,53,544
Norway	112	25	41	12,543	2,797	1,649
Germany	25	..	154	133	413	2,669	1	9,984	11,503	31,235
Italy (including Fiume)	545	375	224	135	191	40,069	24,326	14,813	10,505	9,442
Hungary	156	7,004
Czechoslovakia	23	606	74	1,413	33,193	5,933
Jugo-Slavia (Kingdom of the Serbs-Croats and Slovenes)	3,122	2,027	2,094	2,302	4,950	2,48,090	1,50,311	2,05,793	1,96,907	2,70,319
Japan	123	..	132	436	..	11,719	..	4,202	16,831	50
United States of America—										
<i>Vid Atlantic Coast</i>	536	74	35	..	637	46,337	6,474	2,643	..	44,566
<i>" Pacific "</i>	572	759	592	1,547	2,212	49,145	63,024	41,514	95,995	1,46,206
Other Foreign Countries	102	55	30	12	52	7,729	2,992	2,116	835	4,604
TOTAL FOREIGN COUNTRIES	6,529	4,533	5,425	7,580	10,440	5,75,292	3,27,032	3,58,609	4,33,333	6,75,371
Share of Bengal	737	9	105	567	1,369	61,201	1,009	2,077	62,335	1,34,062
" Bombay	4,575	3,636	4,237	3,757	7,100	4,22,222	2,11,051	3,17,395	2,74,097	4,52,332
" Sind	1,000	1,466	1,357	1,064	2,171	1,22,513	1,10,479	95,960	1,02,322	1,31,370
" Madras	39	132	39	19	10	6,333	19,376	6,206	3,793	519
" Burma	119	4	27	..	1	17,051	1,393	1,126	..	234
TOTAL	7,000	5,296	5,855	8,347	11,131	6,24,475	4,52,310	4,23,264	5,32,337	7,30,333

No. 10—continued

ARTICLES, AND COUNTRIES OF CONSIGNMENT; ALSO SHARE OF EACH PROVINCE	QUANTITY					VALUE				
	1930-31	1931-32	1932-33	1933-34	1934-35	1930-31	1931-32	1932-33	1933-34	1934-35
Wood and Timber—continued										
Jarrah wood (H. R.)—										
Commonwealth of Australia	Cubic tons	Cubic tons	Cubic tons	Cubic tons	Cubic tons	R	R	R	R	R
	..	46	4,253
Share of Bombay	..	46	4,253
Teak wood (H. R.)—										
TOTAL BRITISH EMPIRE	Cubic tons	Cubic tons	Cubic tons	Cubic tons	Cubic tons					
	86	8	2,056	2,775	24	..	80
Italy (including Fiume)	..	21	5,500
Siam	10,484	11,268	6,307	10,253	8,794	14,95,224	13,85,549	6,63,944	10,11,000	4,14,751
French Indo-China	68	449	429	1,251	4,748	10,011	57,412	51,170	92,302	3,78,282
Other Foreign Countries	30	8	2,466	929
TOTAL FOREIGN COUNTRIES	10,527	11,746	6,736	11,504	8,542	15,07,701	14,49,890	7,15,016	11,03,302	7,93,033
Share of Bengal	..	2	1,136
Share of Bombay	2,763	10,580	6,257	10,221	8,975	12,39,419	13,02,985	6,53,392	9,69,948	7,63,596
Share of Sind	219	118	40,606	17,320
Share of Madras	1,681	1,051	479	1,233	267	2,29,832	1,29,875	66,746	1,33,354	29,326
Share of Mysore	..	5	513	2
TOTAL	10,563	11,754	6,736	11,504	8,542	15,09,757	14,52,165	7,15,040	11,03,302	7,93,122
Wirewood (H. R.)—										
TOTAL BRITISH EMPIRE	Tons	Tons	Tons	Tons	Tons					
	264	305	412	47	138	4,212	5,374	5,568	662	2,103
United States of America—										
Via Atlantic Coast	545	606	499	327	228	8,195	6,290	7,534	4,922	3,245
“ Pacific “	2	57	13	282	220	80	848	108	5,160	7,439
Other Foreign Countries	..	1	62	10	64	990	720	..
TOTAL FOREIGN COUNTRIES	547	664	574	719	448	8,225	7,202	8,662	10,802	10,684
Share of Bengal	659	700	612	733	667	9,768	7,613	9,241	11,026	12,603
Share of Bombay	15	80
Share of Sind	1	2	2	..	4	15	34	52	2	..
Share of Madras	153	327	372	33	4	3,654	5,224	4,929	436	55
TOTAL	811	1,029	966	766	588	12,487	13,076	14,528	11,464	12,767

(*) Sleepers of Jarrah and other wood are included in "Sleepers of wood" now shown under this head, formerly shown under "Railway plant and rolling stock."

GENERAL IMPORTS

(490)

No. 10—continued

ARTICLES, AND COUNTRIES OF CONSIGNMENT; ALSO SHARES OF EACH PROVINCE	QUANTITY					VALUE				
	1930-31	1931-32	1932-33	1933-34	1934-35	1930-31	1931-32	1932-33	1933-34	1934-35
	Tons	Tons	Tons	Tons	Tons	£	£	£	£	£
Wood and Timber—continued										
<i>Sawed (II. B)—</i>										
Straits Settlements	58	101	145	67	81	25,420	44,925	70,783	27,920	21,500
Hongkong	30	1	12,962	25	80
Zanzibar and Pemba	57	14	7	6,504	1,985	1,000
Kenya Colony	102	22	68	70	17	17,578	3,776	7,156	10,926	1,400
Tanganyika Territory	17	..	71	2,226	..	3,000
Commonwealth of Australia	107	145	162	157	115	67,010	64,315	89,723	83,936	62,000
Other British Possessions	9	12	1	1,077	3,778	951	49	..
TOTAL BRITISH EMPIRE	340	290	383	308	292	1,36,451	1,16,807	1,70,679	1,24,766	1,01,500
China (exclusive of Hongkong and Macao)	19	7,263	..
Madagascar and Kerguelan	72	..	12	2,100	..	2,646	..
Japan	1	..	16	1,000	..	10,941
Other Foreign Countries	4	4	..	26	97	1,04	820	..
TOTAL FOREIGN COUNTRIES	1	72	20	23	..	1,026	2,197	12,245	10,729	..
<i>Shore of Bengal</i>	2	..	26	621	..	4,500
“ Bombay	226	290	212	273	172	1,12,031	1,02,739	1,21,126	1,02,902	63,200
“ Sind	1	3	226	600
“ Madras	2	3	5	1	1	1,776	2,025	2,970	1,369	2,100
“ Burma	52	59	53	65	21	23,676	29,129	22,697	24,294	21,277
TOTAL	241	282	408	240	292	1,27,477	1,28,004	1,62,223	1,25,493	1,01,847
<i>Sleepers of wood for railways (II. B)—</i>										
TOTAL BRITISH EMPIRE	6	612	..
<i>Shore of Bombay</i>	6	612	..
<i>Other kinds of Wood and Timber (II. B)—</i>										
United Kingdom (including Channel Islands)	—	—	—	—	—	27,527	1,15,227	52,126	27,796	22,900
Ceylon (excluding Maldives)	—	—	—	—	—	50,712	40,449	25,765	16,225	12,500
Straits Settlements	—	—	—	—	—	1,22,457	1,73,992	1,12,086	1,11,249	27,100
Hongkong	—	—	—	—	—	6,464	117	..
Kenya Colony	—	—	—	—	—	21,022	2,827	6,561	15,740	24,270
Commonwealth of Australia	—	—	—	—	—	7,048	12,450	..	685	..
Other British Possessions	—	—	—	—	—	4,109	2,147	5,527	849	4,500
TOTAL BRITISH EMPIRE	—	—	—	—	—	2,05,801	2,52,123	2,08,619	1,22,621	1,06,620

No. 10—continued

ARTICLES, AND COUNTRIES OF CONSIGNMENT; ALSO SHARE OF EACH PROVINCE	QUANTITY					VALUE				
	1930-31	1931-32	1932-33	1933-34	1934-35	1930-31	1931-32	1932-33	1933-34	1934-35
Wood and Timber—continued						R	R	R	R	R
<i>Other kinds of Wood and Timber (IX. B)—continued</i>										
U. S. S. R.—										
Northern	—	—	—	—	—	65,631	22,098	32,485	1,08,720	30,418
Southern	—	—	—	—	—	2,054	14,532	1,610
Finland	—	—	—	—	—	3,354	1,70,015	27,926	1,021	1,979
Estonia	—	—	—	—	—	9,310	78,111	37,944	99,618	1,24,927
Latvia	—	—	—	—	—	2,90,421	1,85,091	16,078	64,644	15,326
Lithuania	—	—	—	—	—	65,051	2,28,446	50,388	54,739	47,558
Sweden	—	—	—	—	—	27,192	1,55,691	2,01,068	38,688	9,058
Poland (including Danzig) .	—	—	—	—	—	2,96,538	1,92,806	2,31,722	1,74,568	65,099
Germany	—	—	—	—	—	7,34,963	4,57,820	6,08,795	6,45,415	6,68,671
Netherlands	—	—	—	—	—	2,299	9,119	187	3,698	..
Italy (including Trieste) .	—	—	—	—	—	380	41,546	..	159	513
Siam	—	—	—	—	—	1,92,039	68,226	1,55,917	1,12,799	67,573
Java	—	—	—	—	—	8,574
French Indo-China	—	—	—	—	—	11,635	20,826	17,718	58,229	1,19,864
China (exclusive of Hong- kong Macao)	—	—	—	—	—	168	7	98	362	9,438
Japan	—	—	—	—	—	23,08,427	6,17,774	2,22,433	3,56,349	2,40,674
Madagascar and Kerguelon .	—	—	—	—	—	2,503	12,433	..	5,758	2,025
United States of America—										
Via Atlantic Coast	—	—	—	—	—	1,07,231	37,446	1,15,464	73,632	97,934
" Pacific "	—	—	—	—	—	3,26,620	1,42,796	89,323	1,47,393	1,48,175
Other Foreign Countries . .	—	—	—	—	—	8,082	6,421	7,252	7,769	2,627
TOTAL FOREIGN COUNTRIES	—	—	—	—	—	44,86,008	24,46,662	19,05,697	19,68,033	16,48,521
Share of Bengal	—	—	—	—	—	18,11,078	10,33,632	8,97,180	9,61,063	7,17,539
" Bombay	—	—	—	—	—	22,87,439	12,35,755	9,65,596	3,67,414	6,36,435
" Sind	—	—	—	—	—	64,005	31,963	10,339	14,451	10,618
" Madras	—	—	—	—	—	3,51,002	3,33,353	1,55,194	2,04,923	2,49,473
" Burma	—	—	—	—	—	2,37,355	1,34,537	36,107	1,02,348	31,033
TOTAL	—	—	—	—	—	47,81,399	27,99,795	21,14,316	21,50,704	17,55,149
Manufactures of Wood, other than furniture and cabinetware (III. G)—										
United Kingdom (including Channel Islands)	—	—	—	—	—	5,07,234	3,66,377	3,52,603	3,70,441	4,66,421
Ceylon (including Maldives) .	—	—	—	—	—	35,396	10,970	7,147	14,434	7,690
Straits Settlements	—	—	—	—	—	14,927	13,945	7,025	6,360	9,125
Kenya Colony	—	—	—	—	—	3,872	11,038	19,017	15,297	17,733
Commonwealth of Australia .	—	—	—	—	—	4,427	6,253	14,352	4,668	7,566
Other British Possessions . .	—	—	—	—	—	4,853	4,023	5,244	4,390	9,719
TOTAL BRITISH EMPIRE	—	—	—	—	—	5,75,749	4,18,865	4,06,328	4,16,140	5,13,254
U. S. S. R.—										
Northern	—	—	—	—	—	1,360	4,307	10,529	19,225	6,274
Southern	—	—	—	—	—	..	5,444	1,198	14,701	24,616
Pacific Ports (in Asia)	—	—	—	—	—	4,499
Finland	—	—	—	—	—	27,462	3,211	34,509	34,532	1,16,403
Estonia	—	—	—	—	—	1,11,282	44,795	36,860	88,349	1,27,227
Latvia	—	—	—	—	—	..	1,635	26,194	19,359	16,331

ARTICLES, AND COUNTRIES OF CONSIGNMENT; ALSO SHARE OF EACH PROVINCE	QUANTITY					VALUE				
	1930-31	1931-32	1932-33	1933-34	1934-35	1930-31	1931-32	1932-33	1933-34	1934-35
						₹	₹	₹	₹	₹
Wood and Timber—continued										
Manufactures of wood other than furniture and cabinetware (III. G)—continued										
Sweden	—	—	—	—	—	50,892	50,356	82,702	92,576	70,778
Norway	—	—	—	—	—	4,022	2,816	1,974	4,088	61,586
Poland (including Danzig)	—	—	—	—	—	15,854	62,060	1,52,904	1,29,271	2,80,186
Germany	—	—	—	—	—	1,56,067	1,25,221	1,82,054	1,61,559	2,17,248
Netherlands	—	—	—	—	—	2,799	5,525	2,814	6,493	7,899
Belgium	—	—	—	—	—	4,229	2,022	4,599	2,339	8,871
France	—	—	—	—	—	8,564	6,122	2,171	4,602	1,242
Italy (including Trieste)	—	—	—	—	—	19,268	11,226	20,227	22,090	46,202
Austria	—	—	—	—	—	14,700	11,016	12,767	20,527	22,561
Czechoslovakia	—	—	—	—	—	22,914	26,221	22,450	14,607	21,206
Jugo-Slavia (Kingdom of the Serbs-Croats and Slovenes)	—	—	—	—	—	14,292	9,626	12,594	10,257	22,422
Mascat Territory and Trucial Oman	—	—	—	—	—	12,700	11	1
Iraq	—	—	—	—	—	250	9	6,990	27	224
Benjam Islands	—	—	—	—	—	17,402
China (excluding of Hongkong and Macao)	—	—	—	—	—	16,459	9,222	5,942	6,562	4,216
Japan	—	—	—	—	—	6,22,812	2,27,441	5,06,077	3,71,609	6,32,122
United States of America—										
Via Atlantic Coast	—	—	—	—	—	1,42,762	51,622	94,617	29,222	64,222
" Pacific "	—	—	—	—	—	45,022	7,222	2,122	2,022	1,122
Other Foreign Countries	—	—	—	—	—	2,602	6,911	2,222	2,102	6,202
TOTAL FOREIGN COUNTRIES	—	—	—	—	—	12,20,400	8,02,422	12,22,014	10,42,422	17,77,612
Share of Bengal	—	—	—	—	—	7,22,762	6,42,222	2,72,677	4,12,222	7,52,222
" Bombay	—	—	—	—	—	2,71,611	2,70,222	2,62,022	4,22,762	6,70,222
" Sind	—	—	—	—	—	72,479	92,762	1,21,122	1,21,222	1,20,762
" Madras	—	—	—	—	—	2,24,222	1,20,222	2,22,222	2,12,222	6,22,222
" Burma	—	—	—	—	—	2,72,192	1,22,222	1,21,122	1,77,222	1,27,222
TOTAL	—	—	—	—	—	19,02,149	12,22,200	16,02,922	14,62,222	22,92,222
Total value of Wood and Timber—										
United Kingdom (including Channel Islands)	—	—	—	—	—	6,14,660	5,04,422	6,16,222	4,12,601	5,02,222
Ceylon (excluding Maldives)	—	—	—	—	—	90,222	72,222	42,222	21,222	22,422
Straits Settlements	—	—	—	—	—	1,44,222	2,22,074	1,21,422	1,45,222	62,222
Hongkong	—	—	—	—	—	22,472	2,222	10,222	4,222	2,222
Zanzibar and Pemba	—	—	—	—	—	9,764	1,166	2	2,222	2,222
Kenya Colony	—	—	—	—	—	42,022	22,222	22,764	41,222	44,472
Union of South Africa	—	—	—	—	—	2	791	677	6,222	6,422
Tanganyika Territory &	—	—	—	—	—	..	6	2,222	22	9,022
Canada—										
Via Atlantic Coast	—	—	—	—	—	41,422	10,222	11,222	4,111	2,222
" Pacific "	—	—	—	—	—	..	10,799	10,222	22,222	22,222
Commonwealth of Australia	—	—	—	—	—	79,400	27,721	1,04,222	20,222	69,222
Other British Possessions	—	—	—	—	—	1,022	6,640	1,222	222	222
TOTAL BRITISH EMPIRE	—	—	—	—	—	10,72,122	9,67,422	2,25,222	7,72,222	7,72,222
U. S. S. E.—										
Northern	—	—	—	—	—	66,222	22,222	42,222	1,27,222	22,222
Southern	—	—	—	—	—	102	5,444	2,222	20,222	22,222
Pacific Ports (in Asia)	—	—	—	—	—	4,409
Finland	—	—	—	—	—	21,222	1,72,222	62,422	22,222	1,12,222

No. 10—continued

ARTICLES, AND COUNTRIES OF CONSIGNMENT; ALSO SHARE OF EACH PROVINCE	QUANTITY					VALUE				
	1930-31	1931-32	1932-33	1933-34	1934-35	1930-31	1931-32	1932-33	1933-34	1934-35
						R	R	R	R	R
Wood and Timber—concluded										
<i>Total value of Wood and Timber—continued</i>										
Estonia	—	—	—	—	—	1,20,572	1,22,906	74,804	1,87,968	2,52,154
Latvia	—	—	—	—	—	2,90,421	1,86,776	42,267	75,008	32,207
Lithuania	—	—	—	—	—	65,051	2,28,446	60,398	54,739	47,558
Sweden	—	—	—	—	—	2,44,082	3,51,654	3,80,893	2,44,312	2,38,330
Norway	—	—	—	—	—	19,120	6,613	1,974	6,824	65,237
Poland (including Danzig)	—	—	—	—	—	8,12,392	2,55,466	3,85,626	3,03,834	3,45,292
Germany	—	—	—	—	—	9,08,599	5,98,042	3,97,433	3,18,477	9,17,167
Netherlands	—	—	—	—	—	5,098	14,644	4,033	10,186	7,893
Belgium	—	—	—	—	—	4,753	4,049	7,599	2,558	8,914
France	—	—	—	—	—	8,564	6,123	3,171	4,603	1,343
Italy (including Fiume)	—	—	—	—	—	50,315	83,258	35,199	33,763	56,258
Austria	—	—	—	—	—	22,574	16,820	19,629	21,550	25,130
Hungary	—	—	—	—	—	366	3	9,209
Czechoslovakia	—	—	—	—	—	36,914	26,231	25,668	52,305	23,333
Jugo-Slavia (Kingdom of the Serbs-Croats and Slo- venes)	—	—	—	—	—	2,64,854	1,60,674	2,22,386	2,07,274	2,97,301
Muskat Territory and Trucial Oman	—	—	—	—	—	6	466	13,700	11	5
Iran	—	—	—	—	—	250	9	6,990	37	486
Henjam Islands	—	—	—	—	—	17,408
Java	—	—	—	—	—	8,841	1,167	..	70	199
Siam	—	—	—	—	—	16,27,338	14,57,274	8,24,566	11,24,755	6,82,457
French Indo-China	—	—	—	—	—	21,765	78,360	69,272	1,52,404	4,98,399
China (exclusive of Hong- kong and Macao)	—	—	—	—	—	16,643	10,110	6,046	14,193	14,254
Japan	—	—	—	—	—	30,39,957	9,45,234	7,42,453	7,44,839	8,73,847
Madagascar and Kerguelon	—	—	—	—	—	2,593	20,578	..	8,404	2,025
United States of America—										
Vld Atlantic Coast	—	—	—	—	—	3,05,576	1,01,373	2,20,263	1,07,917	2,10,800
" Pacific "	—	—	—	—	—	4,30,861	2,13,522	1,38,097	2,50,486	2,97,973
Other Foreign Countries	—	—	—	—	—	7,782	5,566	10,253	6,419	6,332
TOTAL FOREIGN COUNTRIES	—	—	—	—	—	79,08,562	51,01,978	43,18,373	46,26,202	49,05,523
<i>Share of Bengal</i>	—	—	—	—	—	26,64,905	24,76,553	24,86,796	14,40,647	16,97,719
" Bombay	—	—	—	—	—	44,16,512	33,17,117	26,54,450	27,57,143	26,47,760
" Sind	—	—	—	—	—	3,01,518	2,65,624	2,26,783	2,41,627	3,33,206
" Madras	—	—	—	—	—	9,93,851	6,70,364	4,79,699	6,55,669	7,69,991
" Burma	—	—	—	—	—	6,04,303	3,39,155	3,98,375	3,05,116	3,10,443
TOTAL	—	—	—	—	—	89,81,694	60,69,403	51,44,003	64,00,107	66,79,110
Postal Articles not speci- fied * (V)—										
United Kingdom (including Channel Islands)	—	—	—	—	—	2,17,93,679	1,88,59,153	1,58,43,980	1,36,60,767	1,43,17,777
Irish Free State†	—	—	—	—	—	—	—	—	65	..
Gibraltar	—	—	—	—	—	16,168	16,100	3,389	2,900	1,366
Malta and Gozo	—	—	—	—	—	153	40	47	20	10
Palestine	—	—	—	—	—	..	31	109	..	104
Aden and Dependencies	—	—	—	—	—	45,420	34,456	19,432	18,543	21,857
Bahrain Islands	—	—	—	—	—	2,301	2,385	1,953	627	613
Ceylon (excluding Maldives)	—	—	—	—	—	6,76,455	4,20,238	3,41,303	2,95,705	2,06,037
Maldives	—	—	—	—	—	..	2
Straits Settlements	—	—	—	—	—	1,76,029	1,60,413	95,227	91,212	1,21,002
Federated Malay States	—	—	—	—	—	58,542	35,131	24,913	25,843	24,645
British Borneo	—	—	—	—	—	54	17	14	36	..
Hongkong	—	—	—	—	—	9,51,706	7,53,893	3,01,312	1,00,775	78,823
Union of South Africa	—	—	—	—	—	52,237	54,718	35,406	30,550	36,114
Zanzibar and Pemba	—	—	—	—	—	4,106	7,083	3,007	4,747	4,372
Kenya Colony	—	—	—	—	—	33,756	21,937	21,061	14,652	15,063
Tanganyika Territory	—	—	—	—	—	7,258	6,844	6,272	4,702	4,384

* The following classes of imports by post, including letter packets (registered and ordinary post) referred to Collectors of Customs for assessment are included with their appropriate heads and sub-heads in the import returns: (a) Jewellery, (b) Precious stones, (c) Gold and Silver thread, (d) Cigarettes and (e) Cinematograph films.
† Separately shown from 1933-34. Prior to 1933-34 included under the United Kingdom.

ARTICLES, AND COUNTRIES OF CONSIGNMENT; ALSO SHARE OF EACH PROVINCE	QUANTITY					VALUE				
	1930-31	1931-32	1932-33	1933-34	1934-35	1930-31	1931-32	1932-33	1933-34	1934-35
Regular Articles not specified* (V)—continued						B	B	B	B	B
Uganda Protectorate	—	—	—	—	—	1,353
Nyasaland Protectorate	—	—	—	—	—	54	181	..
Somaliland Protectorate	—	—	—	—	—	164	87	111	94	..
Mauritius and Dependencies	—	—	—	—	—	717	29	52	39	10
Seychelles	—	—	—	—	—	632	570	443	423	12
Canada—										
<i>Vid Atlantic Coast</i>	—	—	—	—	—	6,132	4,832	1,575	699	23
<i> " Pacific "</i>	—	—	—	—	—	44	35	405	1,219	5
British West India Islands (excluding Bahamas)	—	—	—	—	—	40	..	22
Commonwealth of Australia	—	—	—	—	—	1,05,400	18,833	23,408	20,642	23,471
New Zealand	—	—	—	—	—	6,168	2,708	2,110	1,631	1,011
Fiji Islands	—	—	—	—	—	437	139	50	32	129
TOTAL BRITISH EMPIRE	—	—	—	—	—	2,28,28,242	2,02,94,279	1,67,87,579	1,42,76,418	1,46,68,017
Sweden	—	—	—	—	—	29	978	207	58	1,559
Norway	—	—	—	—	—	..	1	231
Denmark	—	—	—	—	—	2	4
Germany	—	—	—	—	—	12,46,109	10,08,238	8,92,778	7,69,619	6,26,509
Netherlands	—	—	—	—	—	10,010	20,397	47,346	87,130	16,299
Belgium	—	—	—	—	—	1,22,223	8,080	1,20,266	1,49,427	87,469
France	—	—	—	—	—	12,25,556	10,81,321	8,81,805	7,90,414	6,27,964
Spain	—	—	—	—	—	758	380	115	371	129
Portugal (including Azores and Madeira)	—	—	—	—	—	305
Switzerland	—	—	—	—	—	18,25,425	16,02,978	32,94,714	42,48,600	56,39,913
Italy (including Trieste)	—	—	—	—	—	52,45,409	44,22,436	22,82,600	29,28,549	24,68,545
Jugo-Slavia (Kingdom of the Serbs, Croats and Slovenes)	—	—	—	—	—	96
Austria	—	—	—	—	—	5,77,812	21,011	27,512	23,708	21,064
Hungary	—	—	—	—	—	1,564	529	62	10,273	1,701
Roumania	—	—	—	—	—	1,628
Czechoslovakia	—	—	—	—	—	177	..	213	978	31
Greece (including Crete)	—	—	—	—	—	79	96	94	31	293
Turkey, European	—	—	—	—	—	40
Turkey, Asiatic	—	—	—	—	—	1,077	285	38	243	215
Mascat Territory and Trucial Oman	—	—	—	—	—	4,116	2,023	1,002	426	845
Other Native States in Arabia	—	—	—	—	—	449	6	32	33	..
Iraq	—	—	—	—	—	7,778	6,496	15,808	6,252	8,090
Iran	—	—	—	—	—	16,409	5,213	790	2,307	1,159
Honjam Islands	—	—	—	—	—	6
Sumatra	—	—	—	—	—	50	..	131	23	31
Java	—	—	—	—	—	2,149	2,161	1,124	2,998	631
Borneo (Dutch)	—	—	—	—	—	3	6
Celebes and other Islands	—	—	—	—	—	1,980	2,068	4,440	5,699	..
Siam	—	—	—	—	—	59,196	26,186	43,698	43,330	42,189
French Indo-China	—	—	—	—	—	2,017	458	1,180	2,551	1,319
Philippines	—	—	—	—	—	9	7	3
China (excludes of Hongkong and Macao)	—	—	—	—	—	5,28,691	2,42,310	1,22,852	2,02,022	1,73,978
Japan	—	—	—	—	—	4,84,268	5,26,413	2,09,289	2,71,244	4,67,815
Egypt	—	—	—	—	—	1,19,311	61,311	31,192	42,321	26,253
Tripoli (Libya)	—	—	—	—	—	3
Algeria	—	—	—	—	—	43
Portuguese East Africa	—	—	—	—	—	2,051	1,227	1,769	1,552	628

* The following classes of imports by post, including letter packets (registered and ordinary post) referred to Collectors of Customs for assessment, are included with their appropriate heads and sub-heads in the import returns: (a) Jewellery, (b) Precious stones, (c) Gold and silver thread, (d) Cigarettes and (e) Cinematograph films.

No. 10—continued

ARTICLES, AND COUNTRIES OF CONSIGNMENT; ALSO SHARE OF EACH PROVINCE	QUANTITY					VALUE				
	1930-31	1931-32	1932-33	1933-34	1934-35	1930-31	1931-32	1932-33	1933-34	1934-35
Postal Articles not specified (V)—concluded						Rs	Rs	Rs	Rs	Rs
Madagascar and Kerguelon	—	—	—	—	—	2,126	1,335	1,102	1,050	..
Reunion	—	—	—	—	—	166	57
French Somaliland	—	—	—	—	—	..	305	40
United States of America—										
<i>Via Atlantic Coast</i>	—	—	—	—	—	1,06,254	13,424	12,599	38,239	88,927
<i>" Pacific "</i>	—	—	—	—	—	3,438	1,776	2,302	748	2,239
Venezuela	—	—	—	—	—	544
Uruguay	—	—	—	—	—	84
Haiti and St. Domingo	—	—	—	—	—	1,151	1,638	814	666	243
Argentine Republic (including the Atlantic Coast of Patagonia)	—	—	—	—	—	..	4	..	4	..
TOTAL FOREIGN COUNTRIES	—	—	—	—	—	1,16,02,616	92,89,697	92,06,634	97,84,869	1,05,51,256
Share of Bengal	—	—	—	—	—	91,36,360	80,84,824	66,62,713	60,86,588	56,17,144
<i>" Bombay</i>	—	—	—	—	—	1,58,36,590	1,33,71,237	1,26,31,718	1,23,40,776	1,33,36,140
<i>" Sind</i>	—	—	—	—	—	48,64,316	39,37,320	33,92,945	36,27,416	36,57,674
<i>" Madras</i>	—	—	—	—	—	34,85,932	30,12,186	22,04,560	20,40,210	16,37,022
<i>" Burma</i>	—	—	—	—	—	21,18,610	12,98,394	12,62,277	10,66,267	11,22,298
TOTAL	—	—	—	—	—	3,54,40,868	2,96,33,076	2,59,44,213	2,40,61,287	2,64,19,273
All other articles of Mer- chandise—										
Unmanufactured (I.I.S)—										
United Kingdom (including Channel Islands)	—	—	—	—	—	31,929	3,440	31,008	41,711	89,091
Bahrain Islands	—	—	—	—	—	11,755	5,831	6,229	2,214	1,127
Ceylon (including Maldives)	—	—	—	—	—	22,021	2,153	3,278	2,862	1,597
Straits Settlements	—	—	—	—	—	7,718	4,827	7,900	8,872	8,145
Other British Possessions	—	—	—	—	—	4,892	2,543	3,838	1,361	2,231
TOTAL BRITISH EMPIRE	—	—	—	—	—	78,315	24,295	52,753	57,020	1,02,191
Germany	—	—	—	—	—	2,142	1,008	808	3,416	5,629
France	—	—	—	—	—	42,823	34,588	38,977	44,348	36,287
Italy (including Fiume)	—	—	—	—	—	26,620	266	15,461	6,363	17,211
Native States in Arabia other than Maskat Territory and Trucial Oman	—	—	—	—	—	9,046	7,235	616	600	4,327
Iran	—	—	—	—	—	18,830	15,271	9,886	8,307	8,417
Java	—	—	—	—	—	8,067	3,182	7,123	10,891	4,378
Egypt	—	—	—	—	—	10,499	14
United States of America—										
<i>Via Atlantic Coast</i>	—	—	—	—	—	616	1,487	..	406	..
<i>" Pacific "</i>	—	—	—	—	—	91	256
Other Foreign Countries	—	—	—	—	—	2,730	6,684	7,125	8,650	13,478
TOTAL FOREIGN COUNTRIES	—	—	—	—	—	1,21,514	70,621	79,993	82,875	90,227
Share of Bengal	—	—	—	—	—	22,295	9,936	22,304	62,406	64,736
<i>" Bombay</i>	—	—	—	—	—	68,683	38,324	33,792	24,277	19,928
<i>" Sind</i>	—	—	—	—	—	90,164	34,789	54,926	43,406	64,435
<i>" Madras</i>	—	—	—	—	—	24,673	5,533	10,836	12,329	6,868
<i>" Burma</i>	—	—	—	—	—	4,014	5,314	4,338	2,527	7,551
TOTAL	—	—	—	—	—	1,99,820	94,916	1,32,746	1,39,895	1,92,413

*The following classes of imports by post, including letter packets (registered and ordinary post) referred to Collectors of Customs for assessment, are included with their appropriate heads and sub-heads in the import returns: (a) Jewellery, (b) Precious stones, (c) Gold and Silver thread, (d) Cigarettes and (e) Cinematograph films.

ARTICLES, AND COUNTRIES OF CONSIGNMENT; ALSO SHARE OF EACH PROVINCE	QUANTITY					VALUE				
	1930-31	1931-32	1932-33	1933-34	1934-35	1930-31	1931-32	1932-33	1933-34	1934-35
All other articles of Merchandise—continued						R	R	R	R	
Manufactured (III. U)—										
United Kingdom (including Channel Islands)	—	—	—	—	—	9,77,918	8,02,848	9,16,676	11,05,299	11,32,111
Ceylon (excluding Maldives)	—	—	—	—	—	18,517	8,898	8,938	8,688	—
Straits Settlements	—	—	—	—	—	38,283	66,937	70,040	21,980	—
Hongkong	—	—	—	—	—	32,001	20,842	17,921	22,117	—
Canada—										
Via Atlantic Coast	—	—	—	—	—	9,008	1,155	1,772	7,547	—
" Pacific "	—	—	—	—	—	—	—	—	—	—
Commonwealth of Australia	—	—	—	—	—	5,482	722	706	606	—
Other British Possessions	—	—	—	—	—	4,482	2,228	1,112	4,098	—
TOTAL BRITISH EMPIRE	—	—	—	—	—	10,49,289	9,04,216	10,18,111	11,71,220	12,46,111
Sweden	—	—	—	—	—	26,014	26,071	25,208	76,898	81,111
Germany	—	—	—	—	—	2,80,299	2,59,264	2,46,422	4,12,725	5,61,611
Netherlands	—	—	—	—	—	50,750	86,208	90,280	47,034	24,111
Belgium	—	—	—	—	—	14,994	10,825	8,412	40,806	42,411
France	—	—	—	—	—	19,850	29,578	25,206	64,595	1,22,111
Switzerland	—	—	—	—	—	5,000	9,008	1,916	21,910	18,411
Italy (including Trieste)	—	—	—	—	—	12,211	12,878	25,122	1,01,167	21,711
Austria	—	—	—	—	—	4,642	5,051	4,420	5,707	2,711
Czechoslovakia	—	—	—	—	—	22,224	17,721	19,461	11,255	8,411
Mascat Territory and Trucial Oman	—	—	—	—	—	702	51	827	14,928	14,411
Iran	—	—	—	—	—	25,822	24,861	12,622	1,629	2,111
Java	—	—	—	—	—	9,226	522	1,455	242	—
China (exclusive of Hongkong and Macao)	—	—	—	—	—	29,725	22,156	19,222	20,221	22,111
Japan	—	—	—	—	—	2,02,296	2,20,107	2,22,222	9,41,455	10,24,111
Egypt	—	—	—	—	—	10,270	169	25,074	4,795	1,111
United States of America—										
Via Atlantic Coast	—	—	—	—	—	2,20,172	2,20,702	2,21,222	1,56,974	2,12,111
" Pacific "	—	—	—	—	—	4,557	202	112	1,164	4,111
Other Foreign Countries	—	—	—	—	—	9,174	4,600	11,691	10,219	9,111
TOTAL FOREIGN COUNTRIES	—	—	—	—	—	12,22,980	11,51,070	12,04,612	19,40,675	22,42,111
Shares of Bengal	—	—	—	—	—	3,22,222	2,22,222	2,22,149	4,56,222	6,72,111
Bombay	—	—	—	—	—	11,22,072	10,22,112	12,22,215	17,60,222	12,42,111
Sind	—	—	—	—	—	1,22,422	1,22,422	1,02,222	2,42,222	2,22,111
Madras	—	—	—	—	—	5,22,147	4,72,222	2,22,222	4,22,222	4,22,111
Burma	—	—	—	—	—	2,22,747	1,22,222	2,12,142	1,22,222	1,22,111
TOTAL	—	—	—	—	—	24,22,640	20,55,222	22,22,722	31,11,922	34,88,111
GRAND TOTAL VALUE OF MERCHANDISE IMPORTED (exclusive of Government Stores)	—	—	—	—	—	164,79,26,868	126,27,14,112	122,58,42,172	112,25,70,144	122,29,09,711
Share of Bengal	—	—	—	—	—	51,20,26,722	34,22,02,177	35,42,50,471	32,22,22,421	36,12,42,111
Bombay	—	—	—	—	—	66,22,20,022	49,72,07,170	54,21,54,222	46,12,22,022	52,70,02,111
Sind	—	—	—	—	—	19,42,04,711	15,22,22,122	12,22,22,222	12,22,47,422	12,22,22,111
Madras	—	—	—	—	—	20,70,42,022	15,22,22,222	12,22,22,222	14,21,00,222	17,22,12,111
Burma	—	—	—	—	—	12,42,02,222	10,22,42,122	10,70,21,722	8,22,21,222	9,22,22,022
SUBJECT TO DUTY	—	—	—	—	—	122,21,22,697	107,22,02,122	127,40,02,122	109,45,42,700	124,21,22,222
FREE OF DUTY	—	—	—	—	—	21,02,04,166	19,02,02,970	5,12,22,044	5,00,22,444	8,27,42,222
TOTAL	—	—	—	—	—	164,79,26,868	126,27,14,112	122,58,42,172	112,25,70,144	122,29,09,711

GENERAL EXPORTS OF INDIAN MERCHANDISE

IN EACH OFFICIAL YEAR FROM 1930-31 TO 1934-35.

[NOTES.—(1) All exports are free of duty except Rice (husked and unhusked) and Rice flour. Jute (raw and manufactured) has been subject to duty from 1st March, 1916 and raw hides and skins from 11th September, 1919. Raw hides are not subject to duty from April 1934.

(2) The summary classes and their sub-divisions are shown in brackets against articles. For Summaries, see pages 9 to 14.]

ARTICLES, AND COUNTRIES OF FINAL DESTINATION; ALSO SHARE OF EACH PROVINCE	QUANTITY					VALUE				
	1930-31	1931-32	1932-33	1933-34	1934-35	1930-31	1931-32	1932-33	1933-34	1934-35
Animals, Living—										
<i>Cattle (excepting sheep and goats) (IV. B)—</i>	No.	No.	No.	No.	No.	R	R	R	R	R
Ceylon (excluding Maldives)	959	572	715	742	691	97,482	61,022	53,218	61,060	54,321
Straits Settlements	357	161	206	21	16	33,115	10,971	24,316	3,035	1,120
Federated Malay States	421	23	14	40,148	8,900	1,600
Other British Possessions	5	1,065
TOTAL BRITISH EMPIRE	1,737	756	940	763	707	1,70,740	84,963	80,259	64,096	56,441
Philippines	54	5,025
Egypt	16	8,000	..
Brazil	192	76,800
Other Foreign Countries	10	..	6	..	17	3,000	..	1,800	..	1,305
TOTAL FOREIGN COUNTRIES	202	..	6	16	71	79,800	..	1,800	8,000	6,330
Share of Bengal	147	110	218	17	..	23,405	16,854	25,776	1,035	..
" Bombay	197	..	6	17	6	78,800	..	1,800	8,500	2,060
" Sind	5	..	4	4	55	1,000	..	1,050	2,000	5,040
" Madras	1,391	530	718	741	633	1,38,225	61,822	53,433	60,560	54,191
" Burma	199	66	24	9,110	6,217	480
TOTAL	1,939	756	946	779	778	2,50,540	84,963	82,059	72,095	61,771
Horses (IV. A)—	No.	No.	No.	No.	No.					
United Kingdom (including Channel Islands)	1	1	..	31	..	300	2,000	..	1,72,000
Ceylon (excluding Maldives)	5	1	31	49	26	14,000	1,200	62,000	48,750	33,630
Other British Possessions	2	700
TOTAL BRITISH EMPIRE	5	2	32	49	59	14,000	1,500	64,000	48,750	2,06,230
TOTAL FOREIGN COUNTRIES	1	4	10	500	1,300	10,000
Share of Bengal	1	1	5	300	2,000	2,350	..
" Bombay	6	45	15,000	1,88,300
" Sind	1	1	500	500
" Madras	5	1	31	41	23	14,000	1,200	62,000	33,500	27,430
" Burma	1	300	..
TOTAL	6	2	32	53	69	14,500	1,500	64,000	50,050	2,16,230
Sheep and goats (IV. C)—	No.	No.	No.	No.	No.					
United Kingdom (including Channel Islands)	33	..	531	475	..	5,036
Ceylon (excluding Maldives)	82,893	57,000	37,057	38,439	40,119	16,57,830	11,39,980	7,42,605	7,63,805	7,75,096
Straits Settlements	30,731	10,341	2,274	1,598	3,455	3,90,002	1,30,018	32,487	17,216	34,698
Federated Malay States	50	119	355	3,153	..	625	1,615	3,425	24,013
Other British Possessions	100	52	164	250	210	1,322
TOTAL BRITISH EMPIRE	113,724	67,452	39,677	40,392	47,258	20,57,082	12,70,833	7,78,504	7,84,445	8,33,835
TOTAL FOREIGN COUNTRIES	102	81	12	37	80	1,830	676	149	600	590

GENERAL EXPORTS

(498)

INDIAN MERCHANDISE

No. 11—continued

ARTICLES, AND COUNTRIES OF FINAL DESTINATION; ALSO SHARE OF EACH PROVINCE	QUANTITY					VALUE				
	1930-31	1931-32	1932-33	1933-34	1934-35	1930-31	1931-32	1932-33	1933-34	1934-35
Animals, Living—continued	No.	No.	No.	No.	No.	₹	₹	₹	₹	₹
Sheep and goats (IV. C)—contd										
Share of Bengal	33,625	3,574	1,372	1,939	7,167	3,67,550	1,28,950	4,26,391	21,295	63,160
" Bombay	48	..	39	..	12	630	..	600
" Sind	109	3	50	260	30	350
" Madras	33,459	37,338	27,723	38,449	40,139	16,90,423	11,50,489	7,51,413	7,63,780	7,16,200
" Burma	3
TOTAL	112,326	67,533	29,589	40,429	47,388	20,58,912	12,77,509	7,78,653	7,85,045	8,36,160
Other kinds (IV. D)—	No.	No.	No.	No.	No.					
United Kingdom (including Channel Islands)	6,229	24,148	4,393	7,285	3,606	26,144	21,189	15,629	11,246	12,116
Aden and Dependencies	10,172	10,162
Ceylon (excluding Maldives)	187,677	45,279	196	1,135	1,756	1,21,177	46,649	216	11,767	5,776
Straits Settlements	936	1,150	430	7,614	22,337	3,212	2,224	2,552	2,828	19,224
Other British Possessions	423	629	1,130	766	310	4,375	2,126	4,945	1,919	17,000
TOTAL BRITISH EMPIRE	155,467	71,206	6,253	16,860	29,069	1,25,170	72,198	23,042	28,810	34,636
Germany	22,114	6,530	2,260	21,437	37,507	45,329	18,565	8,730	13,329	16,034
Belgium	17,492	22,962	29,058	42,311	34,346	3,130	15,139	15,029	13,875	17,500
Italy (including Trieste)	110	1,936	2,194	4,527	448	130	3,292	6,755	7,556	6,637
United States of America—										
Via Atlantic Coast	6,896	10,642	6,749	3,956	12,244	24,733	19,717	23,378	8,832	30,491
" Pacific "	48	579	337	601	14	960	4,977	1,483	2,264	140
Other Foreign Countries	177	2,065	77	1,339	5,392	1,320	988	1,867	3,317	1,973
TOTAL FOREIGN COUNTRIES	46,837	44,834	40,725	75,171	90,451	90,632	62,078	62,292	49,073	72,797
Share of Bengal	29,944	47,239	19,392	52,266	75,604	72,322	37,254	54,794	44,220	75,373
" Bombay	4,612	6,126	2,124	2,355	4,651	21,232	9,302	10,150	9,688	10,216
" Sind	19,361	12,973	24,999	29,542	35,924	20,322	10,469	9,571	3,413	7,377
" Madras	145,316	42,335	191	7,439	3,395	1,57,394	44,774	19,134	21,443	4,391
" Burma	51	33	33	9	26	2,565	11,208	735	316	7,319
TOTAL	202,324	116,040	46,978	92,021	119,510	2,78,122	1,24,876	85,384	78,483	1,06,819
Total Animals, Living—	No.	No.	No.	No.	No.					
United Kingdom (including Channel Islands)	6,229	24,149	4,432	7,285	4,168	26,144	21,439	15,104	11,246	1,00,451
Aden and Dependencies	10,172	10,162
Ceylon (excluding Maldives)	221,534	102,861	33,023	40,415	42,592	19,00,489	12,48,921	8,58,030	8,85,372	8,64,726
Straits Settlements	32,074	11,652	2,960	9,233	26,358	4,35,429	1,58,223	59,365	24,138	49,637
Federated Malay States	570	225	133	355	3,153	41,136	5,605	3,275	3,425	24,013
Other British Possessions	374	529	1,349	766	312	3,332	1,196	7,032	1,919	1,723
TOTAL BRITISH EMPIRE	270,958	139,416	46,902	58,054	77,033	24,20,992	14,35,494	9,45,805	9,26,100	11,34,561
Germany	22,114	6,530	2,260	21,440	37,507	45,329	18,565	8,730	14,329	16,034
Belgium	17,492	22,962	29,058	42,311	34,346	3,130	15,139	15,029	13,875	17,500
Italy (including Trieste)	113	1,936	2,194	4,527	448	980	3,292	6,755	7,556	6,637
Philippines	54	5,025
China (exclusive of Hongkong and Macao)	2	10	11	25	60	10,500
Egypt	1	13	4	50	9,500	96
United States of America—										
Via Atlantic Coast	6,896	10,642	6,749	3,956	12,244	24,733	19,717	23,378	8,832	30,491
" Pacific "	48	579	337	601	14	960	4,977	1,483	2,264	140
Brazil	234	77,430
Other Foreign Countries	243	2,166	94	1,305	5,934	5,495	1,664	3,766	3,157	3,308
TOTAL FOREIGN COUNTRIES	47,142	44,915	40,743	76,228	90,612	1,78,082	63,354	64,241	59,573	89,717

No. 11—continued

ARTICLES, AND COUNTRIES OF FINAL DESTINATION; ALSO SHARE OF EACH PROVINCE	QUANTITY					VALUE				
	1980-81	1981-82	1982-88	1983-84	1984-85	1980-81	1981-82	1982-88	1983-84	1984-85
Animals, Living—concluded										
Total Animals, Living—con-	No.	No.	No.	No.	No.	R	R	R	R	R
tinned										
<i>Share of Bengal</i>	58,718	87,044	21,789	54,276	82,771	4,64,283	2,01,367	1,08,871	68,500	1,39,019
<i>" Bombay</i>	4,381	6,196	2,199	2,888	4,720	1,01,322	9,602	12,550	32,888	2,01,306
<i>" Sind</i>	14,807	13,976	26,046	29,547	25,980	22,733	10,470	19,871	5,413	13,417
<i>" Madras</i>	334,071	108,968	33,578	46,561	44,171	20,00,101	12,59,386	8,77,029	8,78,352	3,62,916
<i>" Burma</i>	250	164	33	10	53	11,075	18,023	725	615	7,720
TOTAL	818,095	184,831	87,645	133,282	167,695	26,00,074	14,98,848	10,10,046	9,85,673	12,24,278
Apparel (including drapery, uniforms, and accoutrements, but excluding hosiery and boots and shoes) (III. A)—										
United Kingdom (including Channel Islands)	—	—	—	—	—	1,37,441	51,698	60,120	57,846	51,987
Palestine	—	—	—	—	—	4,100	1,960	3,912	16,847	40,941
Aden and Dependencies	—	—	—	—	—	6,313	7,270	6,915	5,425	4,904
Bahrain Islands	—	—	—	—	—	700	9,000	1,600	3,056	6,050
Ceylon (excluding Maldives)	—	—	—	—	—	78,309	54,785	60,008	55,511	62,979
Straits Settlements	—	—	—	—	—	56,687	25,703	21,430	18,053	21,514
Federated Malay States	—	—	—	—	—	13,245	10,344	2,185	4,214	3,000
Hongkong	—	—	—	—	—	15,482	8,281	10,098	12,458	11,258
Nigeria (including British Mandated Territory of Cameroons)	—	—	—	—	—	1,550	1,124	2,947	4,131	5,419
Union of South Africa	—	—	—	—	—	4,98,708	5,06,500	3,97,423	5,54,448	5,18,779
Zanzibar and Pemba	—	—	—	—	—	2,530	1,115	1,991	700	7,442
Kenya Colony	—	—	—	—	—	20,074	18,885	12,669	13,200	14,868
Tanganyika Territory	—	—	—	—	—	8,630	3,800	1,767	4,990	3,150
Anglo-Egyptian Sudan	—	—	—	—	—	8,920	5,137	6,314	14,268	15,570
Mauritius and Dependencies	—	—	—	—	—	18,967	18,185	11,632	22,183	14,779
British West India Islands (excluding Bahamas)	—	—	—	—	—	11,335	7,936	8,884	7,691	9,962
Commonwealth of Australia	—	—	—	—	—	47,300	6,535	7,620	4,722	6,566
Other British Possessions	—	—	—	—	—	17,052	8,311	16,635	12,189	16,399
TOTAL BRITISH EMPIRE	—	—	—	—	—	9,37,289	7,41,557	6,34,095	8,11,927	8,15,118
France	—	—	—	—	—	15,030	7,633	7,025	11,304	9,237
Italy (including Fiume)	—	—	—	—	—	5,382	100	30	—	600
Syria	—	—	—	—	—	6,205	15,511	25,787	30,312	28,945
Maskat Territory and Trucial Oman	—	—	—	—	—	761	1,833	10,915	26,975	23,840
Other Native States in Arabia	—	—	—	—	—	3,050	1,430	9,680	8,728	37,392
Iraq	—	—	—	—	—	9,040	4,665	5,367	3,450	8,361
Iran	—	—	—	—	—	7,469	1,727	1,551	2,429	5,692
Java	—	—	—	—	—	11,270	9,733	6,480	5,765	3,749
Siam	—	—	—	—	—	7,881	4,440	3,150	651	2,142
China (exclusive of Hong- kong and Macao)	—	—	—	—	—	15,072	4,854	9,334	3,878	4,832
Egypt	—	—	—	—	—	28,176	31,900	31,992	46,108	42,204
Tunis	—	—	—	—	—	—	—	10,005	—	—
Portuguese West Africa	—	—	—	—	—	6,020	—	—	—	—
Portuguese East Africa	—	—	—	—	—	88,404	1,04,321	66,364	1,03,527	89,569
French West Africa	—	—	—	—	—	—	—	13,080	4,894	20,937
Italian East Africa (Somali- land and Britrea)	—	—	—	—	—	1,198	615	1,775	2,681	6,025
United States of America—										
Via Atlantic Coast	—	—	—	—	—	3,75,310	58,049	12,744	29,867	10,208
" Pacific "	—	—	—	—	—	77,555	40,191	3,878	378	25

GENERAL EXPORTS

(500)

INDIAN MERCHANDISE

No. 11—continued

ARTICLES, AND COUNTRIES OF FINAL DESTINATION; ALSO SHARE OF EACH PROVINCE	QUANTITY					VALUE				
	1930-31	1931-32	1932-33	1933-34	1934-35	1930-31	1931-32	1932-33	1933-34	1934-35
Apparel (including drapery, uniforms, and accoutrements, but excluding hosiery and boots and shoes) (III A)— continued						B	B	B	B	B
Other Foreign Countries . . .	—	—	—	—	—	17,197	3,760	19,029	11,545	74,278
TOTAL FOREIGN COUNTRIES	—	—	—	—	—	6,75,023	2,91,114	2,58,641	3,07,497	3,70,198
Share of Bengal . . .	—	—	—	—	—	13,83,139	2,82,929	7,01,320	9,82,834	9,46,199
" <i>Bombay</i> . . .	—	—	—	—	—	1,55,907	1,00,855	1,13,963	1,36,963	1,29,379
" <i>Sind</i> . . .	—	—	—	—	—	60,991	13,949	36,019	39,295	31,164
" <i>Madras</i> . . .	—	—	—	—	—	66,354	34,983	68,319	31,532	39,393
" <i>Burma</i> . . .	—	—	—	—	—	5,811	2,360	1,654	2,801	5,189
TOTAL . . .	—	—	—	—	—	16,12,312	10,32,971	8,92,736	11,14,414	11,32,229
Arms, ammunition, and military stores (III B)—										
TOTAL BRITISH EMPIRE	—	—	—	—	—	1,656	125	548	280	41
United States of America— <i>Via Atlantic Coast</i> . . .	—	—	—	—	—	7	..
Share of Bengal . . .	—	—	—	—	—	66
" <i>Bombay</i> . . .	—	—	—	—	—	199	69	169	7	..
" <i>Madras</i> . . .	—	—	—	—	—	29	89	338	940	11
" <i>Burma</i> . . .	—	—	—	—	—	1,458	3	3	60	29
TOTAL . . .	—	—	—	—	—	1,656	125	548	287	41
Art, works of (III U)—										
United Kingdom (including Channel Islands) . . .	—	—	—	—	—	1,53,760	80,102	13,314	8,485	1,31,532
Ceylon (excluding Maldives)	—	—	—	—	—	6,836	3,291	4,723	9,745	4,396
Straits Settlements . . .	—	—	—	—	—	4,537	31,592	21,514	2,902	875
Kenya Colony . . .	—	—	—	—	—	7,415	410	150	235	549
Other British Possessions . . .	—	—	—	—	—	8,377	3,534	1,541	2,142	5,013
TOTAL BRITISH EMPIRE	—	—	—	—	—	1,80,975	1,10,019	41,242	23,800	1,43,465
Belgium . . .	—	—	—	—	—	100	680	8,000	..	180
France . . .	—	—	—	—	—	10,878	6,502	2,917	4,880	913
Tunis . . .	—	—	—	—	—	5,500
United States of America— <i>Via Atlantic Coast</i> . . .	—	—	—	—	—	95,888	17,395	61,037	45,765	3,394
" <i>Pacific</i> . . .	—	—	—	—	—	1,496	2,156	25	..	843
Other Foreign Countries . . .	—	—	—	—	—	16,023	5,483	12,909	7,214	2,713
TOTAL FOREIGN COUNTRIES	—	—	—	—	—	1,24,880	32,171	90,888	57,859	7,960

No. 11—continued

ARTICLES, AND COUNTRIES OF FINAL DESTINATION; ALSO SHARE OF EACH PROVINCE	QUANTITY					VALUE				
	1930-31	1931-32	1932-33	1933-34	1934-35	1930-31	1931-32	1932-33	1933-34	1934-35
Art. works of (III. U)— <i>continued</i>										
Share of Bengal	—	—	—	—	—	R	R	R	R	R
„ Bombay	—	—	—	—	—	1,07,070	7,691	42,625	1,553	1,645
„ Sind	—	—	—	—	—	1,30,234	67,626	52,989	48,116	1,37,103
„ Madras	—	—	—	—	—	22,737	7,133	6,268	3,967	3,035
„ Burma	—	—	—	—	—	27,515	61,331	26,125	14,410	11,023
„ <i>—</i>	—	—	—	—	—	17,749	6,364	3,623	13,323	8,448
TOTAL	—	—	—	—	—	3,06,355	1,51,190	1,31,630	81,368	1,51,462
Books, printed, and printed matter (not being station- ery), including maps and charts (III. U)—										
United Kingdom (including Channel Islands)	Cwts. 494	Cwts. 363	Cwts. 260	Cwts. 405	Cwts. 253	82,917	74,249	66,341	52,558	38,554
Aden and Dependencies	69	65	151	113	79	8,262	5,442	15,004	11,175	7,500
Ceylon (excluding Maldives)	1,326	1,048	1,130	1,266	1,274	1,04,407	1,35,474	1,34,359	1,45,468	1,45,267
Straits Settlements	3,282	3,194	2,524	2,052	3,025	1,73,043	1,70,878	1,45,830	1,40,777	1,53,214
Federated Malay States	197	164	141	191	348	24,916	20,042	14,411	22,866	34,803
Union of South Africa	58	117	82	93	89	8,754	13,170	9,276	9,541	9,770
Zanzibar and Pemba	76	56	77	68	66	25,733	13,974	15,991	18,908	19,352
Kenya Colony	527	158	130	157	134	27,445	20,079	17,657	21,146	19,657
Tanganyika Territory	48	52	48	64	49	9,013	3,483	6,243	8,797	7,795
Other British Possessions	110	78	59	115	131	14,226	10,017	7,715	11,075	11,303
TOTAL BRITISH EMPIRE	6,137	5,295	4,611	5,423	5,448	5,68,721	4,77,414	4,34,617	4,63,311	4,48,115
Germany	21	27	46	7	12	3,679	5,517	4,896	695	1,260
Iraq	27	45	57	13	56	4,945	4,915	5,476	1,230	8,556
Iran	221	135	253	191	183	26,346	3,958	17,520	8,733	14,901
Java	362	385	1,276	371	744	34,135	37,617	1,28,701	37,050	70,825
Siam	21	29	31	14	16	2,027	2,088	5,164	1,354	1,606
Egypt	44	28	6	9	8	5,273	4,741	562	1,281	1,747
United States of America— Via Atlantic Coast	309	114	74	48	54	41,300	16,202	20,039	8,241	9,067
„ Pacific „	5	7	4	836	1,100	100
Other Foreign Countries	109	189	81	157	150	13,208	16,638	13,314	12,703	17,433
TOTAL FOREIGN COUNTRIES	1,119	959	1,833	810	1,237	1,37,339	97,770	1,06,671	71,337	1,25,395
Share of Bengal	1,333	532	352	296	235	79,101	37,439	40,830	13,925	35,130
„ Bombay	4,635	4,472	4,740	4,325	4,537	3,99,374	3,56,719	4,05,335	3,11,965	3,41,449
„ Sind	1	7	1	34	13	110	350	325	2,554	1,406
„ Madras	1,431	2,292	1,343	1,679	1,768	2,35,195	1,77,966	1,33,131	2,05,202	1,93,348
„ Burma	16	21	9	8	43	1,730	2,160	1,767	1,002	3,177
TOTAL	7,300	6,254	6,444	6,333	6,635	7,06,060	5,75,190	6,31,438	5,39,048	5,73,510
Bones for manufacturing pur- poses (II. S.)—										
United Kingdom (including Channel Islands)	369	1,922	2,146	1,737	36	36,640	1,70,833	1,19,833	91,492
Ceylon (excluding Maldives)	1,625	737	130	30	..	1,61,625	73,730	6,180	1,630	..
Other British Possessions	2	264	60	286
TOTAL BRITISH EMPIRE	1,627	1,106	2,052	2,176	1,737	1,61,925	1,10,370	1,77,013	1,21,523	91,778
Germany	3,681	2,691	3,645	3,074	4,354	3,99,692	2,73,033	3,07,512	2,12,717	3,17,942
Netherlands	65	160	6,359	15,030
Belgium	53,351	33,440	30,968	30,913	42,972	56,72,220	37,33,711	23,18,462	19,11,597	26,13,456
Italy (including Trieste)	420	425	27,200	27,250
France	3,413	2,446	1,900	1,950	2,400	3,78,820	2,29,325	1,79,250	1,20,519	1,45,000
Spain	650	42,754	..
Japan	100	3	..	6,250	517	..
Egypt	1,275	1,53,255

GENERAL EXPORTS

(502)

INDIAN MERCHANDISE

No. 11--continued

ARTICLES, AND COUNTRIES OF FINAL DESTINATION: ALSO SHARE OF EACH PROVINCE	QUANTITY					VALUE				
	1930-31	1931-32	1932-33	1933-34	1934-35	1930-31	1931-32	1932-33	1933-34	1934-35
	Tons	Tons	Tons*	Tons	Tons	Rs	Rs	Rs	Rs	Rs
<i>Bones for manufacturing purposes (II. S)--continued</i>										
Other Foreign Countries	1,036	169
TOTAL FOREIGN COUNTRIES	65,616	45,011	36,518	37,016	50,951	69,63,341	44,08,362	33,05,224	23,16,339	31,03,757
<i>Share of Bengal</i>	<i>31,369</i>	<i>31,376</i>	<i>18,644</i>	<i>26,453</i>	<i>39,332</i>	<i>31,72,655</i>	<i>30,38,936</i>	<i>15,93,632</i>	<i>15,38,353</i>	<i>32,31,326</i>
" <i>Bombay</i>	<i>3,709</i>	<i>733</i>	<i>5,25,310</i>	<i>17,629</i>	..	<i>1,000</i>	..
" <i>Sind</i>	<i>16,923</i>	<i>11,126</i>	<i>16,379</i>	<i>11,133</i>	<i>18,961</i>	<i>39,22,029</i>	<i>11,12,609</i>	<i>15,69,106</i>	<i>7,52,886</i>	<i>8,10,349</i>
" <i>Madras</i>	<i>4,612</i>	<i>3,194</i>	<i>3,551</i>	<i>1,605</i>	<i>45</i>	<i>4,91,153</i>	<i>3,46,337</i>	<i>3,79,489</i>	<i>1,28,893</i>	<i>3,150</i>
" <i>Burma</i>	<i>152</i>	<i>9,514</i>
TOTAL	67,242	46,117	38,665	39,191	52,378	71,25,566	65,13,732	34,82,227	24,37,912	31,06,535
<i>Beets and Shoes (III. A)--</i>										
United Kingdom (including Channel Islands)	Pairs 611	Pairs 864	Pairs 47	Pairs 40,812	Pairs 70,481	1,136	5,216	249	26,133	42,46
Aden and Dependencies	32,257	40,228	32,799	32,654	35,352	47,943	43,554	54,118	46,659	42,506
Bahrain Islands	3,119	5,017	5,201	3,154	12,540	5,517	7,722	9,800	3,837	12,342
Ceylon (including Maldives)	37,716	42,056	37,457	26,751	30,305	67,573	72,652	55,777	53,667	1,02,206
Straits Settlements	3,629	4,622	2,539	3,400	12,401	24,992	22,443	18,787	21,971	53,362
Federated Malay States	352	200	220	190	2,241	470	300	498	558	10,194
Kashmir and Poonch	11,050	21,073	15,429	13,220	12,202	15,500	22,741	16,320	12,075	20,000
Kenya Colony	21,112	29,566	22,996	43,507	55,669	42,310	32,336	31,870	42,375	46,972
Tanganyika Territory	22,294	11,928	10,223	16,130	10,456	32,000	16,108	14,025	16,120	10,250
Mauritius and Dependencies	1,268	1,570	1,618	2,220	23,274	1,395	2,525	2,402	2,722	12,424
British West India Islands (including Bahamas)	1,040	94,760	1,297	54,603
Fiji Islands	194	25	531	172	12,474	200	50	409	141	10,625
Other British Possessions	2,297	2,104	980	2,095	8,310	2,221	1,760	2,180	3,401	6,651
TOTAL BRITISH EMPIRE	142,305	159,333	127,271	196,506	411,266	2,41,147	2,49,715	2,06,427	2,32,672	4,34,125
<i>Market Territory and Trucial Oman</i>	<i>7,532</i>	<i>6,961</i>	<i>9,306</i>	<i>5,156</i>	<i>12,815</i>	<i>10,996</i>	<i>10,162</i>	<i>12,754</i>	<i>4,467</i>	<i>22,454</i>
Other Native States in Arabia	24,459	5,312	17,984	7,014	35,352	49,092	12,305	32,069	13,218	75,829
Iraq	3,251	4,469	868	100	500	14,955	9,460	2,022	200	620
Iran	3,624	2,471	1,410	200	5,245	7,672	5,774	1,900	225	11,250
Portuguese East Africa	14,815	9,201	10,529	42,250	142,320	21,665	14,155	11,876	39,472	1,10,022
Italian East Africa (Somaland and Eritrea)	1,015	747	2,296	2,995	5,324	1,200	1,175	3,732	4,765	6,074
Other Foreign Countries	5,064	1,693	1,261	172	603	7,026	1,936	4,427	479	778
TOTAL FOREIGN COUNTRIES	59,780	31,395	44,359	58,990	254,227	1,12,706	54,967	69,867	62,832	2,36,112
<i>Share of Bengal</i>	<i>30,501</i>	<i>45,042</i>	<i>42,314</i>	<i>36,261</i>	<i>399,124</i>	<i>1,27,321</i>	<i>1,05,527</i>	<i>92,006</i>	<i>69,493</i>	<i>3,24,351</i>
" <i>Bombay</i>	<i>127,672</i>	<i>113,437</i>	<i>21,231</i>	<i>166,297</i>	<i>217,432</i>	<i>1,28,676</i>	<i>1,53,655</i>	<i>1,37,321</i>	<i>1,59,020</i>	<i>2,11,816</i>
" <i>Sind</i>	<i>3,131</i>	<i>3,642</i>	<i>4,367</i>	<i>1,214</i>	<i>1,720</i>	<i>13,724</i>	<i>9,332</i>	<i>10,421</i>	<i>2,202</i>	<i>3,809</i>
" <i>Madras</i>	<i>7,041</i>	<i>12,915</i>	<i>16,374</i>	<i>17,826</i>	<i>37,274</i>	<i>11,449</i>	<i>27,456</i>	<i>33,627</i>	<i>41,422</i>	<i>32,027</i>
" <i>Burma</i>	<i>19,614</i>	<i>14,266</i>	<i>7,264</i>	<i>3,732</i>	<i>10,242</i>	<i>12,729</i>	<i>3,352</i>	<i>4,929</i>	<i>2,901</i>	<i>9,066</i>
TOTAL	207,965	190,722	171,730	255,406	666,192	3,53,913	3,04,662	2,79,204	2,96,504	6,70,226
<i>Wristles (II. S)--</i>										
United Kingdom (including Channel Islands)	Cwts. 2,150	Cwts. 2,522	Cwts. 2,702	Cwts. 2,612	Cwts. 4,215	9,22,466	10,54,227	12,26,450	17,15,924	23,31,053

No. 11—continued

ARTICLES, AND COUNTRIES OF FINAL DESTINATION; ALSO SHARE OF EACH PROVINCE	QUANTITY					VALUE				
	1930-31	1931-32	1932-33	1933-34	1934-35	1930-31	1931-32	1932-33	1933-34	1934-35
						₹	₹	₹	₹	₹
Bricks (II. S)—contd.	Cwts.	Cwts.	Cwts.	Cwts.	Cwts.					
Germany	202	352	189	389	128	1,08,465	1,10,806	24,420	30,500	7,610
Italy (including Fiume)	12	12,632
United States of America— Y'd Atlantic Coast	89	6	..	7,000	280	..
Other Foreign Countries	26	41	1	68	..	1,420	1,875	484	2,760
TOTAL FOREIGN COUNTRIES	381	378	242	396	191	1,15,465	1,12,226	38,927	31,214	10,369
Share of Bengal	704	677	618	681	542	2,98,261	3,14,506	2,74,002	2,67,480	2,66,020
" Bombay	1,729	1,358	2,160	3,050	3,547	7,91,818	8,34,016	10,33,326	14,68,816	20,63,827
" Sind	98	388	166	278	317	7,862	17,842	6,950	10,872	11,636
TOTAL	2,581	2,900	2,944	4,009	4,406	10,97,931	11,66,458	13,65,377	17,47,138	23,41,432
Building and engineering materials, other than of iron, steel, or wood—										
Bricks (III. U)—	No.	No.	No.	No.	No.					
United Kingdom (including Channel Islands)	164,940	2	..	4,008	850	11,594	15	..	2,308	814
Ceylon (excluding Maldives)	100,054	106,169	90,924	82,661	114,723	12,079	22,842	13,981	11,857	13,578
Other British Possessions	12,778	1,059	3,080	31,900	19,199	2,098	200	1,039	5,627	1,466
TOTAL BRITISH EMPIRE	277,772	107,230	94,004	118,569	134,272	25,711	23,057	15,020	19,792	14,358
Iraq	27,800	22,837	14,048	7,000	1,000	5,668	4,994	2,970	1,690	220
Portuguese East Africa	59,262	84,698	286,203	193,782	..	41,971	83,492	204,201	1,29,003
Other Foreign Countries	2,000	7,250	15,650	7,125	3,000	80	850	974	2,028	105
TOTAL FOREIGN COUNTRIES	29,800	89,349	114,396	300,325	197,782	5,748	47,815	87,436	2,07,919	1,29,328
Share of Bengal	111,057	166,476	180,762	398,169	274,579	13,379	65,025	98,463	224,594	1,41,208
" Bombay	29,000	22,237	16,048	16,100	3,000	5,943	4,994	3,220	2,922	420
" Sind	2,048	7,250	4,250	4,625	3,000	105	380	354	195	105
" Madras	164,967	16	1,340	..	51,475	11,532	3	419	..	1,263
TOTAL	207,072	196,579	208,400	418,894	382,054	31,459	70,372	102,456	227,711	1,43,686
Coal and lime (II. B)—	Cwts.	Cwts.	Cwts.	Cwts.	Cwts.					
Ceylon (excluding Maldives)	10,913	750	1	10	..	11,688	1,000	15	50	..
Other British Possessions	479	187	180	170	187	1,803	876	908	990	702
TOTAL BRITISH EMPIRE	11,392	937	181	180	187	13,491	1,876	923	1,040	702
TOTAL FOREIGN COUNTRIES	2,847	2,199	2,008	1,452	1,202	4,305	3,087	2,974	1,940	1,578
Share of Bengal	270	72	142	120	143	1,160	255	551	630	449
" Bombay	68	66	63	144	44	471	636	587	740	252
" Sind	3,988	2,198	1,984	1,368	1,202	4,537	3,082	2,759	1,560	1,673
" Madras	10,913	750	11,688	1,000
" Burma	1
TOTAL	14,289	3,086	2,189	1,822	1,389	17,796	4,963	3,897	2,980	2,275

GENERAL EXPORTS

(504)

INDIAN MERCHANDISE

No. 11—continued

ARTICLES, AND COUNTRIES OF FINAL DESTINATION; ALSO SHARE OF EACH PROVINCE	QUANTITY					VALUE				
	1930-31	1931-32	1932-33	1933-34	1934-35	1930-31	1931-32	1932-33	1933-34	1934-35
Building and engineering materials, other than of iron, steel, or wood—continued										
<i>Magnesian (II. B) (a)—</i>				Owts.	Owts.					
United Kingdom (including Channel Islands)	—	—	—	47,855	53,330	—	—	—	2,88,884	2,70,535
Commonwealth of Australia	—	—	—	470	624	—	—	—	16,515	21,482
Other British Possessions	—	—	—	82	98	—	—	—	680	1,489
TOTAL BRITISH EMPIRE	—	—	—	48,407	54,052	—	—	—	2,90,029	2,93,506
Netherlands	—	—	—	2,405	..	—	—	—	87,823	..
France	—	—	—	516	640	—	—	—	9,182	4,389
Belgium	—	—	—	4,000	2,000	—	—	—	18,000	13,300
United States of America—Via Atlantic Coast	—	—	—	12,000	6,500	—	—	—	62,600	23,800
Other Foreign Countries	—	—	—	22	148	—	—	—	2,550	2,450
TOTAL FOREIGN COUNTRIES	—	—	—	24,943	10,288	—	—	—	1,20,155	50,478
<i>Share of Madras</i>	—	—	—	72,259	69,229	—	—	—	4,19,784	2,46,120
Tiles (III. U)—	No.	No.	No.	No.	No.					
United Kingdom (including Channel Islands)	50,762	6,573
Ceylon (including Maldives)	6,132,928	3,142,998	4,526,684	4,070,400	4,967,688	2,26,792	1,75,358	2,50,672	2,15,703	2,30,175
Straits Settlements	326,427	1,059,646	822,264	679,227	446,672	14,256	56,044	88,223	26,524	22,522
Federated Malay States	96,125	657,856	127,700	268,140	1,047,559	5,917	25,062	7,650	12,719	56,720
Kenya Colony	222,220	142,024	241,100	122,525	..	14,270	5,566	10,928	6,725	..
Other British Possessions	98,171	68,450	21,760	50,621	124,568	8,579	2,801	1,517	2,640	6,171
TOTAL BRITISH EMPIRE	6,976,861	5,071,969	5,511,410	5,106,692	6,596,487	2,78,722	2,76,411	2,65,573	2,76,211	2,44,000
TOTAL FOREIGN COUNTRIES	26,464	8,639	22,454	14,723	19,925	4,622	1,052	1,415	2,514	2,161
<i>Share of Bengal</i>	10,824	..	50,762	3,627	..	6,573
" Bombay	5,027	225	266	11,225	2,427	1,545	124	167	2,509	1,220
" Sind	22,918	2,519	700	14,729	29,425	5,592	1,027	65	2,509	2,220
" Madras	6,954,282	2,071,424	5,452,948	5,182,312	6,294,380	2,72,268	2,75,252	2,66,123	2,72,216	2,42,520
" Burma	5	5
TOTAL	7,002,845	5,080,608	5,563,864	5,211,265	6,616,412	2,82,355	2,76,463	2,66,988	2,77,825	2,47,060
Other kinds (III. U)—	Owts.	Owts.	Owts.	Owts.	Owts.					
United Kingdom (including Channel Islands)	10,617	12,082	27,915	3	102	62,006	86,086	1,68,124	26	2,20
Ceylon (including Maldives)	1,220	2,940	2,309	2,047	4,161	4,506	7,591	6,556	6,642	11,711
Straits Settlements	4,000	1,420	410	1,008	11	19,227	4,429	1,755	4,421	..
Union of South Africa	4,275	1	1,000	24,200	7	4,72
Commonwealth of Australia	226	870	425	8,425	12,675	15,984
Other British Possessions	50	25	227	407	1,272	1,250	222	1,202	2,624	7,22
TOTAL BRITISH EMPIRE	20,988	18,228	22,406	4,465	6,047	1,20,214	1,11,100	1,92,621	12,764	26,72
Germany	12,000	4,000	7,100	..	2	57,000	19,002	22,650	..	1
Netherlands	50,000	28,201	16,500	2,27,500	1,42,275	77,250
Belgium	4,000	3,220	7,500	19,000	52,250	25,625
France	82	57	612	..	4,700	4,620	2,205	6,525	..	67,24
Italy (including Fiume)	..	9	600	..	20	12,00
China (exclusive of Hongkong and Macao)	..	80	420	10,615	5,200	..	380	2,205	25,220	20,24
Japan	722	2	4	7,472	12	1
United States of America—Via Atlantic Coast	30,000	8,900	12,278	1,42,005	50,400	96,507
" Pacific	..	2,600	10,400
Argentine Republic (including the Atlantic Coast of Patagonia)	1,200	1,960	4,680	7,21
Other Foreign Countries	1,422	814	1,542	975	747	2,198	6,071	5,522	2,201	1,24
TOTAL FOREIGN COUNTRIES	98,222	52,081	52,014	12,792	12,212	4,75,801	2,22,202	2,57,355	42,212	1,69,24

(a) Separately recorded from 1922-24.

No. 11—continued

ARTICLES, AND COUNTRIES OF FINAL DESTINATION; ALSO SHARE OF EACH PROVINCE	QUANTITY					VALUE				
	1930-31	1931-32	1932-33	1933-34	1934-35	1930-31	1931-32	1932-33	1933-34	1934-35
Building and engineering materials, other than of iron, steel, or wood— concluded						R	R	R	R	R
Other Kinds (III. U)— continued	Cwts.	Cwts.	Cwts.	Cwts.	Cwts.					
State of Bengal	6,377	3,394	3,455	5,500	5,263	31,493	9,793	6,988	16,884	16,568
" Bombay	5,059	3,458	1,953	11,599	8,061	36,649	23,291	3,019	38,765	31,107
" Sind	658	339	518	157	764	1,340	1,017	1,339	417	2,583
" Madras	107,227	63,734	79,189	1	5,768	5,36,321	3,80,702	4,39,030	9	12,531
" Burma	1	4	2	10
TOTAL	119,221	71,419	84,420	17,259	19,860	6,06,313	3,94,908	4,50,976	56,077	1,36,099
Total value of Building and engineering materials, other than of iron, steel, or wood—										
United Kingdom (including Channel Islands)	—	—	—	—	—	74,040	86,071	1,74,697	2,85,868	2,76,810
Ceylon (excluding Maldives)	—	—	—	—	—	3,63,975	2,06,701	2,71,224	2,34,253	2,23,536
Straits Settlements	—	—	—	—	—	37,070	60,973	90,576	42,245	26,194
Federated Malay States	—	—	—	—	—	5,917	35,052	8,402	13,719	55,227
Union of South Africa	—	—	—	—	—	24,300	7	35	..	5,145
Kenya Colony	—	—	—	—	—	14,966	5,623	11,595	8,222	955
Commonwealth of Australia	—	—	—	—	—	8,475	12,675	15,984	15,515	23,490
Other British Possessions	—	—	—	—	—	9,696	4,252	2,624	9,714	10,943
TOTAL BRITISH EMPIRE	—	—	—	—	—	5,48,489	4,11,444	5,75,137	6,09,538	6,82,410
Germany	—	—	—	—	—	57,000	19,002	83,650	5	20
Netherlands	—	—	—	—	—	2,37,500	1,42,275	77,250	37,823	..
Belgium	—	—	—	—	—	19,000	52,350	30,125	18,000	19,500
France	—	—	—	—	—	4,620	2,905	6,585	9,182	71,800
Italy (including Fiume)	—	—	—	—	—	5	20	..	2,433	12,480
Alaska Territory and Tri- cial Oman	—	—	—	—	—	6,319	4,248	4,872	2,481	3,021
Iraq	—	—	—	—	—	7,614	5,939	4,091	3,780	1,024
China (exclusive of Hong- kong and Macao)	—	—	—	—	—	..	380	2,205	35,330	21,255
Japan	—	—	—	—	—	7,488	..	15	12	50
Portuguese East Africa	—	—	—	—	—	..	42,146	83,516	2,04,201	1,29,003
United States of America— Via Atlantic Coast	—	—	—	—	—	1,42,005	50,400	96,507	52,600	28,600
" Pacific " Republic Argentina (including the Coast of Patagonia)	—	—	—	—	—	..	10,400
Other Foreign Countries	—	—	—	—	—	9,935	5,192	4,364	4,314	3,944
TOTAL FOREIGN COUNTRIES	—	—	—	—	—	4,90,486	3,35,257	3,49,180	3,74,841	2,92,642
Share of Bengal	—	—	—	—	—	49,511	76,073	1,12,576	2,12,158	1,68,225
" Bombay	—	—	—	—	—	44,608	29,195	7,693	45,327	36,159
" Sind	—	—	—	—	—	11,924	5,476	4,517	4,681	6,643
" Madras	—	—	—	—	—	9,32,817	6,36,987	7,99,632	6,92,209	7,74,214
" Burma	—	—	—	—	—	5	2	11
TOTAL	—	—	—	—	—	10,38,925	7,46,701	9,24,317	9,84,377	9,75,252
Candles of all kinds (III. U)—	Lbs.	Lbs.	Lbs.	Lbs.	Lbs.					
Ceylon (excluding Maldives)	853,520	540,670	492,470	664,845	492,346	2,40,190	1,52,061	1,38,508	1,86,938	1,38,468
Straits Settlements	445,812	242,915	406,267	399,117	419,312	1,25,301	68,328	1,14,257	1,12,602	1,17,824
Federated Malay States	139,323	82,740	113,302	152,900	147,710	39,825	23,270	21,863	43,003	41,573
British Borneo	26,184	53,889	10,178	15,114
Zanzibar and Pemba	24,086	55,688	29,625	36,493	36,535	6,755	15,661	10,300	10,268	10,278
Kenya Colony	32,281	35,892	25,512	82,122	33,870	9,750	10,340	7,174	23,229	23,831
Mauritius and Dependencies	241,564	5,468	217,105	160,938	80,524	67,939	1,538	61,037	45,264	22,691
Other British Possessions	23,460	9,855	37,735	30,859	23,097	7,095	2,772	10,609	8,683	6,495
TOTAL BRITISH EMPIRE	1,700,236	978,228	1,320,016	1,563,458	1,337,283	4,96,364	2,78,970	3,79,748	4,40,215	3,76,274

GENERAL EXPORTS

(506)

INDIAN MERCHANDISE

No. 11—continued

ARTICLES, AND COUNTRIES OF FINAL DESTINATION; ALSO SHARE OF EACH PROVINCE	QUANTITY					VALUE				
	1930-31	1931-32	1932-33	1933-34	1934-35	1930-31	1931-32	1932-33	1933-34	1934-35
						Rs.	Rs.	Rs.	Rs.	Rs.
Candles of all kinds (III. U) —continued	Lbs.	Lbs.	Lbs.	Lbs.	Lbs.					
Turkey, Asiatic	24,000	6,750
Iraq	222,047	210,332	42,238	138,549	107,833	62,475	59,107	12,161	30,024	21,400
Iran	16,644	1,296	42,116	72,638	76,339	4,949	645	11,847	29,429	22,100
Siam	267,780	206,008	251,240	86,563	178,125	75,535	58,237	71,045	24,245	50,000
Portuguese East Africa	17,500	17,612	12,125	20,944	62,100	4,922	4,952	2,691	5,891	17,400
Other Foreign Countries	2,871	2,018	2,407	2,900	4,891	1,820	1,564	1,639	2,712	2,100
TOTAL FOREIGN COUNTRIES	526,842	462,254	353,126	321,594	420,287	1,49,758	1,21,245	1,00,277	92,402	1,22,700
Shares of Bengal	1,446	1,562	209	2,464	1,295	1,609	1,379	200	2,212	1,101
" Bombay	12,169	1,298	2,459	2,425	21,001	6,216	1,122	1,179	877	1,022
" Sind	662	222	4	412	89	242	112	2	22	20
" Burma	2,271,299	1,421,622	1,672,766	1,879,761	1,744,184	6,22,146	4,99,621	4,72,144	5,29,622	4,90,100
TOTAL	2,286,578	1,424,482	1,682,142	1,886,052	1,766,570	6,46,122	4,02,215	4,74,122	5,22,617	5,00,920
Canes and Mattans (II. B)	Cwts.	Cwts.	Cwts.	Cwts.	Cwts.					
TOTAL BRITISH EMPIRE	220	200	175	122	146	6,222	5,794	5,627	6,282	5,025
Egypt	162	26	6	..	290	4,690	750	140	..	10,900
United States of America— Vld Atlantic Coast	90	..	2	9	7	2,210	..	100	855	80
" Pacific "	166	26	30	15,015	4,089	6,000
Other Foreign Countries	486	439	274	162	155	2,422	7,509	6,630	6,044	5,645
TOTAL FOREIGN COUNTRIES	907	491	312	172	452	21,222	12,298	12,870	6,899	16,625
Shares of Bengal	326	129	124	67	46	21,222	6,419	11,122	5,022	2,746
" Bombay	212	160	104	115	454	6,524	4,127	2,217	2,202	16,690
" Sind	41	55	1	..	8	120	212	6	..	70
" Madras	488	448	192	112	90	2,991	7,220	4,111	2,444	2,150
" Burma	25	2	..
TOTAL	1,127	781	427	300	598	27,658	18,092	18,497	12,222	21,650
Caseln (II. B)	Cwts.	Cwts.	Cwts.	Cwts.	Cwts.					
United Kingdom (including Channel Islands)	659	56	5,127	1,444	44	15,560	700	47,822	22,022	1,060
Other British Possessions	82	2,171
TOTAL BRITISH EMPIRE	659	56	5,127	1,444	126	15,560	700	47,822	22,022	3,231
Germany	4,222	1,522	1,901	6,705	6,729	90,190	17,216	16,900	1,21,075	1,20,700
Netherlands	2,140	2,727	594	..	727	47,240	42,455	5,500	..	15,720
Other Foreign Countries	102	..	122	60	200	2,052	..	2,050	1,427	5,200
TOTAL FOREIGN COUNTRIES	7,577	5,259	2,618	6,765	7,626	1,49,082	59,671	24,450	1,22,501	1,22,810
Shares of Bombay	2,222	2,212	7,202	2,209	7,222	1,24,042	60,271	72,222	1,22,222	1,22,222

No. 11—continued

ARTICLES, AND COUNTRIES OF FINAL DESTINATION; ALSO SHARE OF EACH PROVINCE	QUANTITY					VALUE				
	1930-31	1931-32	1932-33	1933-34	1934-35	1930-31	1931-32	1932-33	1933-34	1934-35
						R	R	R	R	R
Chemicals and chemical preparations (excluding chemical manures and medicines)—										
Potassium Compounds— Saltpetre (III. C)—										
	Cwts.	Cwts.	Cwts.	Cwts.	Cwts.					
United Kingdom (including Channel Islands)	22,540	24,699	64,372	57,094	37,544	2,23,450	1,89,788	5,03,760	4,78,647	2,96,320
Ceylon (excluding Maldives)	58,681	58,260	23,582	21,108	40,400	4,29,514	3,42,326	1,37,929	1,44,372	2,59,566
Straits Settlements	1,840	3,129	5,057	4,206	4,577	15,381	29,246	42,760	57,858	65,272
Hongkong	410	13,005	8,308	5,238	..	3,800	1,56,205	86,406	61,732
Mauritius and Dependencies	4,457	45,637	48,167	88,054	70,257	70,506	4,08,302	3,11,407	6,79,283	5,82,108
British West India Islands (excluding Bahamas)	3,056	5,002	1,000	87,119	41,030	8,000
Commonwealth of Australia	231	440	670	1,680	740	4,534	3,695	6,789	14,124	5,050
Other British Possessions	448	209	280	248	471	5,665	8,995	5,029	3,920	7,708
TOTAL BRITISH EMPIRE	83,147	132,984	157,122	185,790	160,236	7,49,050	10,40,650	12,00,998	15,05,640	12,84,655
Belgium	12,000	88,000
Netherlands	2,000	16,500	..
Siam	24	697	479	480	12,252	11,570
United States of America— 74 Atlantic Coast	1,220	9,506
Other Foreign Countries	170	257	239	322	407	2,815	5,014	4,040	4,176	5,243
TOTAL FOREIGN COUNTRIES	194	954	1,988	2,322	12,407	3,295	17,266	25,116	20,676	93,243
Share of Bengal	68,363	116,673	113,847	131,154	126,368	5,71,475	5,06,682	5,58,843	10,11,710	976,414
.. Bombay	4,343	1,767	3,391	4,553	5,130	63,730	31,623	63,560	76,006	81,569
.. Sind	10,740	15,493	41,323	52,400	41,144	1,17,120	1,19,333	3,03,706	6,38,600	3,17,908
.. Madras	1	30	15
TOTAL	83,341	138,938	159,060	188,112	172,643	7,52,345	10,57,916	12,26,114	15,26,316	13,77,898
Other sorts (III. C)—										
Ceylon (excluding Mal- dives)	1,000	8,500
Other British Possessions	60	54	425
TOTAL BRITISH EMPIRE	1,000	60	8,500	54	425
Share of Bengal	1,000	8,500	54	..
.. Bombay	60	425
TOTAL	1,000	60	8,500	54	425
Soda Compounds—										
Borax (III. C)—										
	Cwts.	Cwts.	Cwts.	Cwts.	Cwts.					
Straits Settlements	635	702	678	468	513	11,035	11,834	13,687	7,971	6,503
Hongkong	100	457	5	379	38	4,727	8,324	100	5,145	450
Other British Possessions	9	13	10	33	47	199	285	197	603	815
TOTAL BRITISH EMPIRE	834	1,172	693	880	598	15,961	20,978	13,984	13,719	7,768
TOTAL FOREIGN COUNTRIES	16	58	56	35	4	395	1,460	1,245	664	102
Share of Bengal	337	1,183	706	840	574	16,006	21,333	14,219	13,104	7,218
.. Bombay	13	48	43	75	23	350	1,100	1,010	1,279	652
TOTAL	350	1,230	749	915	602	16,356	22,433	15,229	14,383	7,870
Other sorts (III. C)—										
TOTAL BRITISH EMPIRE	73	48	88	69	70	2,349	1,082	1,646	1,428	1,248
Native States in Arabia other than Maskat Territory and Trucial Oman	231	62	51	68	64	6,737	1,565	1,500	2,275	2,164
Other Foreign Countries	35	19	96	21	70	995	600	3,499	447	1,566
TOTAL FOREIGN COUNTRIES	266	81	147	109	134	7,732	2,165	4,999	2,722	3,720

ARTICLES, AND COUNTRIES OF FINAL DESTINATION; ALSO SHARE OF EACH PROVINCE	QUANTITY					VALUE				
	1930-31	1931-32	1932-33	1933-34	1934-35	1930-31	1931-32	1932-33	1933-34	1934-35
Chemicals and chemical preparations (excluding chemical manures and medicines)—continued						R	R	R	R	R
<i>Soda Compounds—contd.</i>										
<i>Other sorts (III. C)—continued.</i>	Cwts.	Cwts.	Cwts.	Cwts.	Cwts.					
<i>Share of Bengal</i>	1	22
<i>" Bombay</i>	228	129	235	178	204	10,057	2,247	6,545	4,167	4,000
<i>" Madras</i>	3	..
TOTAL	229	129	235	178	204	10,081	2,247	6,545	4,160	4,000
Magnesium compounds(a)—										
<i>Magnesium chloride (III. C)—</i>										
United Kingdom (including Channel Islands)	—	—	—	12,806	19,350	—	—	—	29,428	72,000
Other British Possessions	—	—	—	614	530	—	—	—	2,191	1,700
TOTAL BRITISH EMPIRE	—	—	—	13,420	19,880	—	—	—	31,619	73,700
Netherlands	—	—	—	6,322	4,785	—	—	—	19,430	17,540
Other Foreign Countries	—	—	—	1,731	1,986	—	—	—	5,677	7,000
TOTAL FOREIGN COUNTRIES	—	—	—	8,114	6,771	—	—	—	25,107	24,540
<i>Share of Bombay</i>	—	—	—	21,294	26,651	—	—	—	68,724	99,217
<i>Other sorts</i>	—	—	—	—	—	—
Other sorts of chemicals (III. C)—										
United Kingdom (including Channel Islands)	—	—	—	—	—	1,28,552	3,13,021	65,940	17,112	21,400
Aden and Dependencies	—	—	—	—	—	22,761	29,227	20,996	25,010	21,200
Ceylon (excluding Maldives)	—	—	—	—	—	29,129	22,220	47,657	41,429	51,900
Straits Settlements	—	—	—	—	—	8,700	4,932	5,532	2,495	2,100
Canada—										
<i>Via Atlantic Coast</i>	—	—	—	—	—	6,240	..	2,000	12,200	10,200
Commonwealth of Australia	—	—	—	—	—	24,050	9,000	269
Other British Possessions	—	—	—	—	—	10,450	10,202	2,030	11,463	10,200
TOTAL BRITISH EMPIRE	—	—	—	—	—	2,46,000	3,95,732	1,56,824	1,10,609	1,28,500
Norway	—	—	—	..	—	6,218
Netherlands	—	—	—	—	—	2,950	26,625	22,901
Italy (including Fiume)	—	—	—	—	—	77,748	120	..
Native States in Arabia other than Maskat Territory and Trucial Oman	—	—	—	—	—	22,276	22,225	29,068	22,598	21,200
Iraq	—	—	—	—	—	5,446	4,502	2,722	1,902	2,200
Iran	—	—	—	—	—	11,127	2,022	2,122	1,222	1,100
Japan	—	—	—	—	—	7,750	1,22,572	1,29,992	15,461	24,000
Italian East Africa (Somaliland and Eritria)	—	—	—	—	—	2,201	2,207	2,201	5,042	4,000
Other Foreign Countries	—	—	—	—	—	9,202	8,024	11,024	2,202	2,200
TOTAL FOREIGN COUNTRIES	—	—	—	—	—	69,212	2,21,150	2,11,272	60,902	62,000
<i>Share of Bengal</i>	—	—	—	—	—	21,020	2,50,429	49,040	62,727	67,000
<i>" Bombay</i>	—	—	—	—	—	72,667	22,152	1,09,942	12,220	12,000
<i>" Madras</i>	—	—	—	—	—	12,222	77,644	74,706	62,076	62,000
<i>" Burma</i>	—	—	—	—	—	1,22,222	2,02,222	2,22,222	22,222	22,000
TOTAL	—	—	—	—	—	2,16,212	6,26,882	4,68,096	1,71,511	1,90,500

(a) Separately recorded from 1932-34.

No. 11—continued

ARTICLES, AND COUNTRIES OF FINAL DESTINATION; ALSO SHARE OF EACH PROVINCE	QUANTITY					VALUE				
	1930-31	1931-32	1932-33	1933-34	1934-35	1930-31	1931-32	1932-33	1933-34	1934-35
Chemicals and chemical preparations (excluding chemical manures and medicines)—concluded						R	R	R	R	R
<i>Total value of Chemicals and chemical prepara- tions—</i>										
United Kingdom (including Channel Islands)	—	—	—	—	—	3,62,002	5,02,307	5,69,100	5,35,105	3,91,071
Aden and Dependencies	—	—	—	—	—	29,091	29,462	30,996	25,010	31,338
Bahrain Islands	—	—	—	—	—	3,929	3,539	1,671	5,789	2,504
Ceylon (excluding Maldives)	—	—	—	—	—	4,67,237	3,70,696	1,85,716	1,86,065	3,11,821
Straits Settlements	—	—	—	—	—	35,206	46,062	61,979	68,324	74,931
Hongkong	—	—	—	—	—	5,701	12,624	1,56,305	91,551	62,182
Mauritius and Dependencies British West India Islands (excluding Bahamas)	—	—	—	—	—	71,328	4,70,357	3,11,869	6,80,075	5,84,813
Canada—								87,139	41,030	8,000
Via Atlantic Coast	—	—	—	—	—	6,240	..	3,000	13,300	10,875
Commonwealth of Australia	—	—	—	—	—	38,593	13,655	7,158	14,884	6,425
Other British Possessions	—	—	—	—	—	12,533	9,735	8,419	12,054	13,665
TOTAL BRITISH EMPIRE	—	—	—	—	—	10,21,860	14,58,487	18,78,352	16,73,277	14,97,155
Norway	—	—	—	—	—	6,218
Netherlands	—	—	—	—	—	2,950	36,625	23,901	35,930	18,410
Belgium	—	—	—	—	—	825	..	2,840	..	89,339
Italy (including Fiume)	—	—	—	—	—	77,748	1,270	950
Mascat Territory and Trucial Oman	—	—	—	—	—	5,130	6,677	7,635	4,394	4,503
Other Native States in Arabia	—	—	—	—	—	36,591	41,640	41,748	36,798	24,897
Iraq	—	—	—	—	—	5,446	4,503	2,783	1,903	2,590
Iran	—	—	—	—	—	11,289	2,788	2,631	1,482	1,666
Siam	—	—	—	—	—	565	12,342	11,790	879	90
Japan	—	—	—	—	—	7,750	1,38,573	1,39,993	15,461	34,636
Italian East Africa	—	—	—	—	—	3,801	2,897	3,976	5,043	4,125
United States of America—										
Via Atlantic Coast	—	—	—	—	—	..	3,238	9,506	20	..
" Pacific "	—	—	—	—	—	10
Other Foreign Countries	—	—	—	—	—	6,343	2,808	7,263	6,982	10,123
TOTAL FOREIGN COUNTRIES	—	—	—	—	—	80,785	2,52,041	3,43,232	1,10,162	1,91,337
Share of Bengal	—	—	—	—	—	6,37,058	11,78,234	9,32,107	10,90,895	10,60,044
" Bombay	—	—	—	—	—	1,62,804	1,31,127	1,81,057	1,59,239	2,04,738
" Sind	—	—	—	—	—	1,90,002	1,97,376	3,78,413	5,08,822	3,76,196
" Madras	—	—	—	—	—	1,32,505	2,03,684	2,34,986	22,608	43,981
" Burma	—	—	—	—	—	399	167	22	2,175	13,563
TOTAL	—	—	—	—	—	11,02,595	17,10,478	17,16,584	17,83,439	16,83,492
Coal and coke—										
Coal (II. A)—										
United Kingdom (including Channel Islands)	Tons	Tons	Tons	Tons	Tons	75,120	1,05,882	3,61,129	3,13,232	95
Ceylon (excluding Maldives)	295,787	272,680	169,031	222,906	215,905	30,15,499	32,91,260	20,05,097	25,88,165	22,97,569
Straits Settlements	25,153	23,431	20,550	5,391	29,719	2,68,914	2,49,574	1,92,143	53,316	1,81,207
Federated Malay States	5,974	97	25	62,241	1,018	500
Hongkong	55,944	162,285	188,571	99,236	55,384	5,38,528	14,13,684	13,75,855	6,54,773	3,32,304
Union of South Africa	..	620	5,580
Mauritius and Dependencies	2,007	1,180	2,517	922	1,013	22,077	12,980	27,637	10,142	11,143
Commonwealth of Australia	1,850	20,416
Fiji Islands	2,488	26,124
Other British Possessions	..	25	148	74	450	3,290	1,850	..
TOTAL BRITISH EMPIRE	894,495	472,253	412,421	358,561	303,595	46,08,503	50,80,423	39,65,701	36,21,483	28,42,734

GENERAL EXPORTS

(510)

INDIAN MERCHANDISE

No. 11—continued

ARTICLES, AND COUNTRIES OF FINAL DESTINATION; ALSO SHARE OF EACH PROVINCE	QUANTITY					VALUE				
	1930-31	1931-32	1932-33	1933-34	1934-35	1930-31	1931-32	1932-33	1933-34	1934-35
	Tons	Tons	Tons	Tons	Tons	Rs	Rs	Rs	Rs	Rs
Coal and Coke—continued										
Coal (II. A)—continued										
Iraq	201	35	258	230	242	4,327	952	7,256	5,810	1,700
Iran	1,133	70	14,038	1,500
Java	432	..	1,024	6,180	..	8,192
Siam	2,330	13,000
Philippines	32,985	37,007	8,278	6,242	..	2,84,310	2,17,769	69,224	39,012	..
China (exclusive of Hong- kong and Macao)	27,630	7,669	2,495	2,09,650	51,133	14,000
Japan	4,688	1,249	38,776	10,002
Argentine Republic (includ- ing the Atlantic Coast of Patagonia).	1,235	8,337
Other Foreign Countries	57	1	18	2	27	1,750	20	310	60	60
TOTAL FOREIGN COUNTRIES .	33,675	42,864	39,652	14,333	5,094	2,96,567	2,71,557	4,14,471	96,024	25,400
Share of Bengal	427,911	614,943	451,564	372,533	303,429	48,99,019	54,46,323	43,87,559	37,99,773	28,72,207
" Bombay	1	100	173	74	..	29	2,595	3,930	1,359	..
" Sind	258	73	306	123	249	6,927	2,442	8,076	5,879	6,376
" Madras	1	29	4	29	657
TOTAL	428,170	615,117	452,073	372,894	303,689	49,05,070	54,51,905	43,90,172	37,17,507	28,78,583
Coke (III. U)—										
Ceylon (excluding Maldives).	649	496	397	62	519	10,331	9,998	8,143	2,026	2,443
Straits Settlements	757	627	340	342	598	14,842	12,030	7,337	6,876	11,544
Federated Malay States	709	77	107	129	..	12,815	1,750	2,599	2,658
Hongkong	1,176	161	1,189	17,917	3,220	16,113
Other British Possessions	22	7	63	61	25	446	252	1,280	1,232	569
TOTAL BRITISH EMPIRE .	1,428	1,829	2,063	753	2,465	25,612	27,096	26,427	15,953	39,250
TOTAL FOREIGN COUNTRIES .	92	41	83	74	176	4,025	1,570	2,630	1,985	4,000
Share of Bengal	1,427	1,828	2,074	757	2,478	25,573	27,063	27,019	16,931	39,250
" Bombay	53	32	37	47	63	2,465	1,303	1,620	1,467	1,560
" Sind	40	4	5	23	104	1,800	109	116	460	2,009
" Burma	30	410
TOTAL	1,520	1,870	2,136	827	2,634	29,038	28,966	29,057	17,988	43,260
Total Coal and Coke—										
United Kingdom (including Channel Islands)	8,078	11,955	31,549	29,892	18	75,520	1,06,882	3,61,539	3,13,232	95
Ceylon (excluding Maldives).	296,416	273,166	169,478	223,078	216,124	36,25,830	33,01,258	20,12,240	25,00,191	23,00,013
Straits Settlements	25,915	24,068	20,890	5,733	30,315	2,38,756	2,62,604	1,99,480	60,192	1,92,751
Federated Malay States	5,074	806	102	107	129	62,241	14,833	2,280	2,599	2,658
Hongkong	55,944	162,270	189,747	99,447	59,573	5,38,528	14,18,884	13,93,772	6,67,908	3,48,417
Union of South Africa	620	5,580
Mauritius and Dependencies	2,007	1,180	2,517	922	1,013	22,077	12,980	27,637	10,142	11,143
Commonwealth of Australia	1,856	20,410
Fiji Islands	2,428	26,124
Other British Possessions	1	27	191	135	25	40	508	4,100	3,032	500
TOTAL BRITISH EMPIRE .	395,923	474,082	414,474	380,814	308,053	46,84,116	51,17,524	40,02,123	36,37,436	28,81,089

No. 11—continued

ARTICLES, AND COUNTRIES OF FINAL DESTINATION; ALSO SHARE OF EACH PROVINCE	QUANTITY					VALUE				
	1930-31	1931-32	1932-33	1933-34	1934-35	1930-31	1931-32	1932-33	1933-34	1934-35
Coal and Coke—concluded										
Total Coal and Coke—continued	Tons	Tons	Tons	Tons	Tons	₹	₹	₹	₹	₹
Iraq	298	72	305	291	407	8,352	2,722	8,921	7,680	9,543
Iran	1,187	70	14,138	1,560
Java	432	..	1,024	0,180	..	8,192
Siam	2,330	13,980
Philippines	32,935	37,007	8,278	6,242	10	2,84,310	3,17,769	69,224	39,012	160
China (exclusive of Hong- kong and Macao)	27,556	7,869	2,495	3,10,555	51,133	15,593
Japan	4,688	1,249	38,778	10,002
Argentine Republic (includ- ing the Atlantic Coast of Patagonia)	1,235	8,337
Other Foreign Countries	57	1	18	5	28	1,750	20	810	184	673
TOTAL FOREIGN COUNTRIES	33,767	42,905	39,735	14,407	5,370	3,00,592	3,73,427	4,17,101	99,000	39,940
Share of Bengal	429,333	516,771	453,638	373,355	310,893	49,24,533	54,33,391	44,04,571	37,25,799	39,11,917
" Bombay	54	133	310	121	52	2,494	4,498	5,500	3,317	1,550
" Sind	393	77	311	245	373	7,627	2,542	3,191	6,329	3,456
" Madras	1	30	4	20	557
" Burma	20	410
TOTAL	429,390	516,987	454,209	373,721	311,323	49,34,708	54,90,951	44,19,229	37,35,445	39,21,933
Coal shipped for the use of steamers, etc., engaged in the foreign trade* (a)—		Tons	Tons	Tons	Tons					
Share of Bengal	—	410,633	408,369	369,096	371,504	—	—	—	—	—
" Bombay	—	149,294	123,342	123,381	113,324	—	—	—	—	—
" Sind	—	7,365	9,432	5,490	4,581	—	—	—	—	—
" Madras	—	4,273	3,448	1,312	4,316	—	—	—	—	—
" Burma	—	31,181	12,693	6,313	3,307	—	—	—	—	—
TOTAL	—	592,746	558,623	495,692	602,012	—	—	—	—	—
Coffee (I. I.)—	Cwts.	Cwts.	Cwts.	Cwts.	Cwts.					
United Kingdom (including Channel Islands)	78,486	44,059	51,868	50,414	38,605	52,18,544	27,94,888	33,91,338	30,31,924	21,42,583
Bahrein Islands	10,441	2,815	284	1,132	45	6,79,344	1,48,778	20,841	71,813	1,913
Ceylon (excluding Maldives)	332	246	206	231	221	27,132	18,353	15,038	13,584	14,565
Canada—										
Via Atlantic Coast	169	307	309	100	505	8,543	15,112	19,500	6,000	31,320
" Pacific "	500	300	300	42,489	25,500	19,500
Commonwealth of Australia	6,168	2,459	5,635	4,804	5,986	4,08,265	1,40,927	3,40,162	2,57,794	3,33,901
New Zealand	984	505	851	1,252	1,334	66,119	33,008	52,175	70,808	69,157
Other British Possessions	47	60	24	119	90	2,943	4,125	2,232	3,271	0,142
TOTAL BRITISH EMPIRE	97,119	50,751	59,468	57,852	44,096	64,53,375	31,81,141	33,60,536	34,80,194	25,98,581
Sweden	37	250	447	169	75	2,812	13,250	25,375	9,495	3,750
Norway	15,297	15,909	16,819	15,173	15,393	9,56,071	9,46,462	10,98,231	8,01,200	6,99,301
Denmark	811	1,804	690	1,100	202	52,785	81,890	41,435	52,400	9,600
Germany	21,893	16,318	13,214	16,374	6,635	13,77,283	9,94,625	8,52,320	9,39,004	3,02,834
Netherlands	18,203	9,423	9,355	8,315	1,376	11,51,856	5,65,622	6,00,309	4,50,682	80,425
Belgium	10,547	6,370	6,966	12,309	8,137	6,75,864	3,81,847	5,50,438	6,70,885	4,27,019
France	107,704	43,070	54,381	60,188	52,995	71,16,950	25,57,507	32,19,454	31,29,273	24,90,642
Italy (including Fiume)	10,203	5,514	4,509	8,311	5,951	6,72,002	3,36,990	2,89,933	4,42,205	3,02,748
Bulgaria	100	40	81	0,000	1,600	4,065
Turkey, Asiatic	3,563	1,61,237
Native States in Arabia other than Maskat Territory and Trucial Oman	2,108	678	261	99	143	1,49,777	38,725	15,780	6,000	3,025
Iraq	8,150	5,526	6,053	4,561	2,033	5,31,529	3,25,609	3,03,385	2,52,074	1,04,543
Algeria	286	818	570	390	82	17,089	19,080	27,980	22,606	4,125

* Coal shipped for the use of steamers, etc., is not an export in the ordinary acceptation of the term, and the value thereof is, accordingly, not included in these Accounts.
(a) Separately recorded from 1931-32.

GENERAL EXPORTS

(512)

INDIAN MERCHANDISE

No. 11—continued

ARTICLES, AND COUNTRIES OF FINAL DESTINATION, ALSO SHARE OF EACH PROVINCE	QUANTITY					VALUE				
	1930-31	1931-32	1932-33	1933-34	1934-35	1930-31	1931-32	1932-33	1933-34	1934-35
Coffee (L. I.)—continued										
United States of America—										
<i>Vid Atlantic Coast</i>	310	21,085
<i>" Pacific</i>	131	201	7,220	13,400
Argentine Republic (including the Atlantic Coast of Patagonia)	125	10,000
Other Foreign Countries	207	129	52	32	81	12,527	5,754	2,084	1,800	4,000
TOTAL FOREIGN COUNTRIES	196,770	104,849	118,709	128,143	96,267	1,27,32,548	62,65,901	71,20,824	67,85,104	40,72,000
<i>Share of Bengal</i>	11	2	1	1,259	865	29
<i>" Bombay</i>	4,447	2,280	1,268	1,369	256	2,42,758	1,45,897	92,166	84,409	16,400
<i>" Sind</i>	17	17	1,660	266
<i>" Madras</i>	287,414	152,189	171,211	184,886	149,877	1,22,94,253	92,92,921	1,02,22,177	1,01,60,579	18,14,000
<i>" Burma</i>	..	21	29	..	1,054	1,000
TOTAL	292,889	155,600	178,177	185,995	146,968	1,91,25,920	94,50,102	1,09,61,410	1,02,45,283	72,70,000
Cair—										
<i>Unmanufactured (L. I.)</i>										
United Kingdom (including Channel Islands)	67	48	2	..	13	22,215	10,515	295	..	2,000
Other British Possessions	18	11	19	..	1	7,169	4,766	5,095	650	400
TOTAL BRITISH EMPIRE	85	59	21	..	14	29,384	15,281	5,390	650	2,400
Belgium	26	12	2	5	2	7,904	2,200	420	660	1,000
Italy (including Fiume)	22	1	1	..	22	9,057	240	94	..	2,000
Egypt	17	5,220
Other Foreign Countries	20	24	2	1	10	7,539	2,922	292	225	2,000
TOTAL FOREIGN COUNTRIES	105	37	6	6	40	30,620	9,268	1,407	985	7,200
<i>Share of Bengal</i>	1	25	..	202	64	..
<i>" Bombay</i>	12	12	12	1	5	5,019	4,229	2,245	291	1,200
<i>" Madras</i>	177	26	9	5	49	52,969	19,717	1,249	669	2,200
TOTAL	190	36	22	6	54	60,004	24,548	6,797	1,635	3,700
Manufactured (excluding Rope) Cair yarn (L. I.)—										
United Kingdom (including Channel Islands)	77,164	82,948	8,12,094	8,71,100
Bahrain Islands	618	262	5,224	2,000
Ceylon (including Maldives)	2,251	2,762	68,261	20,000
Straits Settlements	1,455	1,241	18,122	12,000
Union of South Africa	10,189	9,926	87,241	87,500
Kenya Colony	522	602	7,226	9,500
Mauritius and Dependencies	684	955	12,698	12,200
Canada—										
<i>Vid Atlantic Coast</i>	1,725	2,440	15,920	20,000
Commonwealth of Australia	2,412	2,141	27,102	22,000
Other British Possessions	724	1,210	10,278	12,000
TOTAL BRITISH EMPIRE	102,806	105,086	10,65,442	10,97,500
Finland	1,410	4,555	16,380	41,000
Sweden	2,748	4,128	25,214	25,200
Poland (including Danzig)	801	1,520	7,905	14,000
Norway	2,428	2,775	22,598	22,000
Denmark	2,705	5,574	24,875	42,000
Germany	181,157	106,598	12,02,498	10,69,375

* Separately recorded from 1933-34.

No. 11—continued

ARTICLES, AND COUNTRIES OF FINAL DESTINATION; ALSO SHARE OF EACH PROVINCE	QUANTITY					VALUE				
	1930-31	1931-32	1932-33	1933-34	1934-35	1930-31	1931-32	1932-33	1933-34	1934-35
Coir—continued										
<i>Manufactured (excluding Rope)—continued</i>				<i>Cwts.</i>	<i>Cwts.</i>				<i>Rs</i>	<i>Rs</i>
Coir Yarn (III. U)*—contd. Netherlands	—	—	—	101,284	104,276	—	—	—	11,67,421	11,74,042
Belgium	—	—	—	78,038	56,122	—	—	—	7,41,958	5,87,000
France	—	—	—	53,272	51,628	—	—	—	5,15,333	5,23,420
Portugal (including Azores and Madeira)	—	—	—	19,054	14,556	—	—	—	1,89,555	1,50,937
Italy (including Fiume)	—	—	—	39,941	48,076	—	—	—	3,99,066	4,98,957
Spain	—	—	—	2,349	2,400	—	—	—	23,988	25,140
Greece (including Crete)	—	—	—	651	2,284	—	—	—	7,347	22,880
Roumania	—	—	—	630	1,239	—	—	—	7,560	12,391
Turkey, European	—	—	—	1,149	2,253	—	—	—	17,160	22,188
Turkey, Asiatic	—	—	—	..	1,865	—	—	—	..	12,360
Maskat Territory and Trucial Oman	—	—	—	843	892	—	—	—	6,738	6,322
Other Native States in Arabia ¹	—	—	—	1,537	1,693	—	—	—	12,762	16,313
Iraq	—	—	—	2,247	3,060	—	—	—	18,507	30,338
Siam	—	—	—	8	815	—	—	—	3,575	10,331
French Indo-China	—	—	—	2,001	3,000	—	—	—	14,803	23,812
Japan	—	—	—	5,004	9,637	—	—	—	41,668	97,899
United States of America—										
Via Atlantic Coast	—	—	—	13,326	13,492	—	—	—	1,41,612	1,53,687
" Pacific "	—	—	—	705	3,501	—	—	—	8,850	33,648
Other Foreign Countries	—	—	—	656	1,037	—	—	—	5,432	11,490
TOTAL FOREIGN COUNTRIES	—	—	—	460,119	447,116	—	—	—	47,23,298	46,47,579
<i>Share of Bengal</i>	—	—	—	795	1,568	—	—	—	15,813	20,329
" Bombay	—	—	—	1,193	1,190	—	—	—	17,191	17,451
" Sind	—	—	—	10	9	—	—	—	85	82
" Madras	—	—	—	561,845	549,608	—	—	—	57,54,311	57,01,098
" Burma	—	—	—	77	429	—	—	—	340	6,211
TOTAL	—	—	—	563,925	552,804	—	—	—	57,88,740	57,45,171
Mats and Mattings (III. U)*—										
United Kingdom (including Channel Islands)	—	—	—	<i>Cwts.</i> 33,867	<i>Cwts.</i> 45,838	—	—	—	10,39,778	14,03,969
Aden and Dependencies	—	—	—	..	456	—	—	—	..	6,102
Ceylon (including Maldives)	—	—	—	18	521	—	—	—	110	10,568
Union of South Africa	—	—	—	347	2,033	—	—	—	13,034	48,699
Commonwealth of Australia	—	—	—	2,279	3,394	—	—	—	61,228	83,048
New Zealand	—	—	—	557	2,042	—	—	—	18,038	54,254
Other British possessions	—	—	—	374	308	—	—	—	11,865	12,244
TOTAL BRITISH EMPIRE	—	—	—	37,440	54,592	—	—	—	11,44,048	16,24,834
Sweden	—	—	—	94	601	—	—	—	6,040	28,823
Netherlands	—	—	—	1,119	1,776	—	—	—	53,375	77,447
Portugal (including Azores and Madeira)	—	—	—	18	672	—	—	—	330	6,720
China (exclusive of Hongkong and Macao)	—	—	—	270	318	—	—	—	7,002	6,480
United States of America—										
Via Atlantic Coast	—	—	—	2,219	3,637	—	—	—	68,737	1,11,122
" Pacific "	—	—	—	1,732	510	—	—	—	48,389	16,062
Other Foreign Countries	—	—	—	403	1,116	—	—	—	12,244	24,813
TOTAL FOREIGN COUNTRIES	—	—	—	5,849	8,680	—	—	—	1,95,117	2,71,467
<i>Share of Bengal</i>	—	—	—	17	33	—	—	—	270	476
" Bombay	—	—	—	139	354	—	—	—	4,037	7,216
" Sind	—	—	—	11	3	—	—	—	170	135
" Madras	—	—	—	43,132	62,918	—	—	—	13,34,888	18,57,927
" Burma	—	—	—	..	19	—	—	—	..	597
TOTAL	—	—	—	43,289	63,222	—	—	—	13,39,165	18,96,351
Other Sorts (III. U)*—										
United Kingdom (including Channel Islands)	—	—	—	12,745	7,754	—	—	—	4,52,020	2,52,823
Other British possessions	—	—	—	393	596	—	—	—	3,529	9,987
TOTAL BRITISH EMPIRE	—	—	—	13,138	8,350	—	—	—	4,60,549	2,62,810

* Separately recorded from 1933-34.

GENERAL EXPORTS

INDIAN MERCHANDISE

(514)

No. 11—continued

ARTICLES, AND COUNTRIES OF FINAL DESTINATION; ALSO SHARE OF EACH PROVINCE	QUANTITY					VALUE				
	1930-31	1931-32	1932-33	1933-34	1934-35	1930-31	1931-32	1932-33	1933-34	1934-35
Cols—continued										
Manufactured (excluding Rope)—continued				Cwts.	Cwts.	₹	₹	₹	₹	₹
Other Sorts (III, U)*—continued										
Netherlands	—	—	—	1,194	694	—	—	—	97,350	34,700
United States of America— Via Atlantic Coast	—	—	—	49	480	—	—	—	2,401	25,000
“ Pacific “	—	—	—	..	20	—	—	—
Other Foreign Countries	—	—	—	266	810	—	—	—	6,519	9,700
TOTAL FOREIGN COUNTRIES	—	—	—	1,509	2,018	—	—	—	1,06,270	72,200
Share of Bengal	—	—	—	3	3	—	—	—	173	..
“ Bombay	—	—	—	87	186	—	—	—	1,331	4,100
“ Madras	—	—	—	16,376	10,806	—	—	—	5,65,315	3,30,000
TOTAL	—	—	—	16,047	10,363	—	—	—	5,66,819	3,34,300
Total of Cols Manufactured (excluding Rope) (III, U)—	Cwts.	Cwts.	Cwts.	Cwts.	Cwts.					
United Kingdom (including Channel Islands)	93,749	117,000	99,600	122,760	137,540	15,22,234	20,16,174	19,87,701	23,03,962	26,37,000
Aden and Dependencies	200	140	380	300	999	4,321	2,903	9,141	4,214	12,900
Bahrain Islands	1,920	730	320	600	236	26,069	8,933	2,099	5,404	2,100
Ceylon (excluding Maldives)	2,300	1,160	1,140	3,340	3,354	40,197	17,571	13,407	69,744	49,071
Strait Settlements	1,200	1,480	1,080	1,520	1,631	16,741	20,178	11,768	19,378	14,379
Federated Malay States	..	40	..	30	400	280	1,170	125	265	7,700
Union of South Africa	10,220	5,800	5,120	10,530	10,969	1,53,532	69,292	46,667	1,01,275	1,26,220
Zanzibar and Pemba	620	360	400	340	236	12,190	5,713	7,691	4,239	1,600
Kenya Colony	980	560	620	600	705	23,011	9,913	10,268	9,906	12,500
Mauritius and Dependencies	2,180	980	2,320	680	972	22,762	17,676	8,415	13,698	13,000
Canada— Via Atlantic Coast	600	1,480	920	1,760	2,451	3,175	22,600	6,650	15,950	20,000
“ Pacific “	20	130	25	540	3,630	2,000
Commonwealth of Australia	220	1,040	100	4,930	6,672	4,572	19,112	1,325	91,932	1,16,000
New Zealand	..	230	..	720	2,042	193	7,975	..	21,442	54,000
Other British Possessions	60	100	160	200	439	2,102	2,465	2,159	4,820	6,700
TOTAL BRITISH EMPIRE	114,120	131,160	113,120	154,360	168,630	21,39,924	22,21,780	15,07,481	26,70,639	29,83,200
Finland	..	80	700	1,420	4,558	..	1,000	3,355	16,380	41,000
Sweden	320	1,020	2,300	2,880	4,729	5,555	12,625	23,331	30,354	64,100
Norway	1,780	2,280	3,840	2,460	2,775	24,690	27,660	85,452	32,596	23,500
Poland (including Danzig)	820	1,520	7,905	14,000
Denmark	860	930	1,760	2,760	5,605	10,740	11,607	17,323	27,625	50,000
Germany	95,600	92,480	102,120	131,480	106,612	15,63,605	11,59,268	10,61,488	12,98,223	10,51,000
Netherlands	90,940	86,340	105,000	103,720	105,746	16,52,384	12,61,426	12,08,400	13,13,146	12,01,200
Belgium	31,160	34,930	65,780	73,040	56,392	12,72,365	11,23,913	6,80,035	7,41,953	5,80,000
France	62,029	72,180	75,000	53,300	51,623	9,57,666	9,16,442	7,39,176	5,15,333	6,23,000
Spain	3,020	2,280	1,680	2,360	2,490	59,775	35,320	17,070	23,033	15,100
Portugal (including Azores and Madeira)	2,120	3,300	5,220	19,080	15,334	32,685	40,545	50,016	1,90,785	1,57,000
Italy (including Fiume)	34,560	30,340	39,240	39,960	48,172	5,60,395	4,11,968	4,03,359	3,99,016	5,01,000
Roumania	..	140	560	620	1,239	..	1,300	2,240	7,560	12,000
Greece (including Crete)	360	600	640	640	2,239	4,310	7,694	10,890	7,347	21,100
Turkey, European	80	520	360	1,160	2,233	1,500	9,870	5,175	17,160	22,100
Turkey, Asiatic	80	20	80	..	2,024	1,500	176	750	..	16,000
Mascat Territory and Tru- cial Oman	640	640	1,360	840	396	6,014	9,607	16,047	6,738	6,000
Other Native States in Arabia	1,740	1,620	3,880	1,540	2,000	24,329	15,973	27,977	12,084	20,000
Iraq	4,640	3,160	3,800	2,260	3,379	63,495	32,710	33,530	19,139	34,000
Iran	720	300	640	80	217	7,115	1,903	4,650	526	2,000
Siam	140	120	120	160	357	3,045	2,902	2,537	3,575	11,000
French Indo-China	2,000	3,000	14,946	22,000
China (excludes of Hong- kong and Macao)	340	400	240	440	624	5,133	4,551	3,013	3,713	9,000
Japan	4,820	6,620	5,560	5,060	10,017	62,194	79,614	51,320	41,668	1,01,000
Egypt	1,040	..	60	360	395	21,102	320	2,363	7,121	2,700
United States of America— Via Atlantic Coast	11,400	5,960	4,680	15,360	17,618	3,11,545	1,38,738	95,317	2,12,750	2,90,000
“ Pacific “	60	..	100	2,480	4,931	1,120	..	6,120	57,239	49,000
Other Foreign Countries	80	230	40	120	608	2,207	4,691	3,147	5,630	13,000
TOTAL FOREIGN COUNTRIES	403,120	396,640	424,960	467,640	457,759	86,56,463	63,12,084	45,09,633	60,24,635	69,91,000

*Separately recorded from 1933-34.

No. 11—continued

ARTICLES, AND COUNTRIES OF FINAL DESTINATION; ALSO SHARE OF EACH PROVINCE	QUANTITY					VALUE				
	1930-31	1931-32	1932-33	1933-34	1934-35	1930-31	1931-32	1932-33	1933-31	1934-35
	Cwts.	Cwts.	Cwts.	Cwts.	Cwts.	Rs.	Rs.	Rs.	Rs.	Rs.
Coir—concluded <i>Total of Coir Manufactured</i> <i>(excluding Rope) (III, U)</i> —continued										
Share of Bengal	2,360	1,330	2,880	880	1,593	28,023	35,360	10,115	16,235	30,916
“ Bombay	2,020	1,120	1,400	1,360	1,599	48,480	26,103	26,417	22,559	29,133
“ Sind	40	..	60	20	17	549	378	783	255	217
“ Madras	512,460	525,020	533,660	619,620	622,732	37,12,723	74,76,535	59,78,326	76,54,814	79,19,427
“ Burma	360	340	80	80	448	6,915	5,538	1,450	840	6,808
TOTAL	517,240	527,800	538,060	621,900	626,369	87,96,327	75,33,814	60,17,114	76,91,724	79,76,548
Total Coir	521,040	529,720	538,640	622,020	627,469	88,56,391	75,68,357	60,23,911	76,96,359	79,86,282
Coral (II, S)	Lbs.	Lbs.	Lbs.	Lbs.	Lbs.
Cordage and rope of vegetable fibre (excluding jute and cotton) (III, U)—										
United Kingdom (including Channel Islands)	1,785	1,762	1,184	1,430	1,720	23,583	24,440	13,700	13,946	14,223
Aden and Dependencies	1,121	784	1,769	981	1,072	30,934	21,834	26,102	23,066	23,408
Bahrain Islands	1,150	351	644	164	120	14,920	5,549	5,193	1,565	960
Ceylon (excluding Maldives)	694	934	727	510	477	22,101	25,985	16,005	10,106	11,086
Straits Settlements	26,265	23,109	19,883	25,350	23,365	6,48,927	4,99,794	3,86,822	4,00,899	4,03,466
Hongkong	498	581	2,274	452	311	10,988	11,924	22,452	6,754	2,913
Mauritius and Dependencies	509	279	504	466	447	16,914	7,807	14,032	9,044	5,339
New Zealand	235	83	..	57	143	5,407	2,400	..	1,116	2,851
Other British Possessions	785	1,459	474	404	206	15,900	11,898	12,200	8,056	5,374
TOTAL BRITISH EMPIRE	32,092	29,842	27,459	29,614	32,852	7,95,719	6,10,981	4,96,506	4,74,552	4,78,215
Turkey, Asiatic	40	56	..	3,254	..	320	1,120	..	23,548
Mascat Territory and Trucial Oman	818	1,501	2,802	961	2,561	11,051	29,674	27,152	8,808	21,533
Other Native States in Arabia	1,681	3,916	4,487	2,428	1,666	23,339	36,508	48,014	21,323	17,770
Iraq	2,601	2,213	2,220	1,927	1,440	26,776	18,812	18,482	17,262	11,878
Iran	871	310	665	131	387	4,409	3,411	5,035	1,512	7,185
Java	653	547	321	140	52	21,594	14,102	6,517	2,670	1,148
Celebes and other Islands	1,270	234	1,141	788	1,141	30,585	6,536	24,509	12,815	13,798
Siem	2,675	4,468	4,182	3,446	5,802	72,511	96,077	88,338	63,989	93,304
French Indo-China	1,332	1,316	1,620	1,639	3,143	43,673	31,762	35,863	30,619	57,167
China (exclusive of Hongkong and Macao)	49	279	398	411	256	1,183	5,400	10,219	9,275	4,361
Portuguese East Africa	73	58	323	26	40	2,759	1,027	7,222	650	350
Other Foreign Countries	290	236	217	591	399	5,938	5,155	3,619	8,844	5,732
TOTAL FOREIGN COUNTRIES	12,768	16,213	18,432	12,488	20,120	2,49,817	2,42,584	2,76,140	1,80,767	2,57,784
Share of Bengal	22,475	18,679	16,366	13,948	21,945	6,17,039	4,51,732	3,65,329	3,39,658	3,73,341
“ Bombay	1,341	1,175	1,075	879	943	29,449	21,697	17,906	14,193	17,102
“ Sind	68	31	43	33	32	746	969	417	260	688
“ Madras	9,869	11,417	13,679	8,672	11,717	1,36,315	1,24,043	1,33,727	89,068	1,01,371
“ Burma	12,007	13,200	14,833	14,679	18,235	2,61,288	2,30,074	2,54,767	2,22,143	3,43,517
TOTAL	45,760	44,555	45,901	42,302	52,972	10,44,536	8,53,515	7,72,646	6,55,319	7,35,999

GENERAL EXPORTS

(516)

INDIAN MERCHANDISE

No. 11—continued

ARTICLES, AND COUNTRIES, OF FINAL DESTINATION; ALSO SHARE OF EACH PROVINCE	QUANTITY					VALUE				
	1930-31	1931-32	1932-33	1933-34	1934-35	1930-31	1931-32	1932-33	1933-34	1934-35
Drugs and Medicines (excluding Chemicals and Narcotics)— <i>Asafetida (III. C)—</i>	Cwts.	Cwts.	Cwts.	Cwts.	Cwts.	Rs.	Rs.	Rs.	Rs.	Rs.
TOTAL BRITISH EMPIRE	38	37	26	33	41	2,275	2,349	2,770	2,099	1,411
TOTAL FOREIGN COUNTRIES	7	1	250	50	..
Share of Bengal	3	30	2	537	635	135	62	..
" Bombay	24	6	1	1,090	105	..
" Madras	11	17	26	27	38	1,898	2,164	2,538	2,932	1,411
TOTAL	40	37	26	33	43	2,525	2,349	2,770	2,149	1,411
Campher (III. C)—	Lbs.	Lbs.	Lbs.	Lbs.	Lbs.	Rs.	Rs.	Rs.	Rs.	Rs.
Mauritius and Dependencies	7,724	1,418	19,281	2,000
Other British Possessions	30	392	560	18	1,150	..
TOTAL BRITISH EMPIRE	30	8,126	1,978	18	14,431	2,000
Share of Bengal	2,726	1,978	14,431	2,000
" Madras	30	18
TOTAL	30	8,126	1,978	18	14,431	2,000
Cinchona bark (III. C)—	Lbs.	Lbs.	Lbs.	Lbs.	Lbs.	Rs.	Rs.	Rs.	Rs.	Rs.
United Kingdom (including Channel Islands)	82,781	84,556	6,829	94,841	1,41,798	24,151	21,707	1,908	29,589	41,311
Ceylon (excluding Maldives)	654	4,420	2,400	763	2,000	600
TOTAL BRITISH EMPIRE	83,435	88,976	9,229	94,841	1,41,798	24,914	23,707	2,508	29,589	41,311
Share of Madras	29,435	29,938	2,929	24,841	1,41,798	24,246	23,707	2,508	29,589	41,311
Galaagal (III. C)—	Cwts.	Cwts.	Cwts.	Cwts.	Cwts.	Rs.	Rs.	Rs.	Rs.	Rs.
TOTAL BRITISH EMPIRE	39	48	21	27	26	740	802	401	160	..
Iran	204	625	174	69	29	4,275	10,446	2,939	990	1,411
Other Foreign Countries	98	174	110	58	28	2,204	3,093	1,605	791	..
TOTAL FOREIGN COUNTRIES	302	1,059	284	127	97	6,479	13,539	4,444	1,781	1,411
Share of Bombay	341	1,102	305	124	123	7,219	20,261	4,845	2,241	1,411
Nux Vomica (Strychnia) (III. C)—	Cwts.	Cwts.	Cwts.	Cwts.	Cwts.	Rs.	Rs.	Rs.	Rs.	Rs.
United Kingdom (including Channel Islands)	4,459	4,751	14,467	14,086	12,143	29,532	29,201	88,664	84,719	77,000
Hongkong	230	680	807	269	681	2,230	3,600	5,370	1,227	4,000
Commonwealth of Australia	5	5	10	910	205	800	250	450	9,410	1,000
Other British Possessions	..	380	2	30	4	..	2,085	47	270	..
TOTAL BRITISH EMPIRE	4,694	5,716	15,286	16,295	13,033	32,112	35,326	94,531	96,226	82,000

No. 11—continued

ARTICLES, AND COUNTRIES OF FINAL DESTINATION; ALSO SHARE OF EACH PROVINCE	QUANTITY					VALUE				
	1980-81	1981-82	1982-83	1983-84	1984-85	1980-81	1981-82	1982-83	1983-84	1984-85
Drugs and Medicines excluding Chemicals and Narcotics—continued viz Vomica (Strychnia) (III.) O—continued										
Germany	Cwts. 488	Cwts. 1,152	Cwts. 1,824	Cwts. 1,784	Cwts. 3,051	₹ 3,012	₹ 6,772	₹ 8,160	₹ 8,368	₹ 13,345
Netherlands	9,388	4,000	..	10,406	..	68,488	20,700	..	65,327	..
France	74	879	781	513	2,020	870	5,151	3,665	3,028	12,070
Japan	820	800	930	1,904	1,800	5,318
United States of America— Via Atlantic Coast	14,027	7,839	1,726	30,770	42,335	89,818	42,426	8,730	1,34,878	2,24,793
.. Pacific	3,501	29,400
Other Foreign Countries	83	608	41	10	173	557	2,988	174	50	1,380
TOTAL FOREIGN COUNTRIES.	24,050	15,078	4,692	43,768	52,010	1,62,045	78,037	22,633	2,08,441	2,77,306
<i>Share of Bengal</i>	<i>6,598</i>	<i>6,411</i>	<i>1,159</i>	<i>11,529</i>	<i>14,521</i>	<i>49,134</i>	<i>30,216</i>	<i>7,415</i>	<i>43,109</i>	<i>83,716</i>
<i>.. Bombay</i>	<i>344</i>	<i>54</i>	<i>458</i>	<i>657</i>	<i>21</i>	<i>4,178</i>	<i>473</i>	<i>6,887</i>	<i>9,580</i>	<i>250</i>
<i>.. Madras</i>	<i>21,804</i>	<i>14,324</i>	<i>18,301</i>	<i>45,873</i>	<i>50,499</i>	<i>1,47,846</i>	<i>82,675</i>	<i>1,04,062</i>	<i>2,25,978</i>	<i>2,76,776</i>
TOTAL	28,744	20,789	19,978	59,058	65,041	1,94,158	1,13,368	1,17,164	2,98,667	3,60,771
Quinine Saltz (III. C)—	Lbs.	Lbs.	Lbs.	Lbs.	Lbs.					
Ceylon (excluding Maldives)	15,610	1,82,719
<i>Share of Madras</i>	<i>..</i>	<i>..</i>	<i>..</i>	<i>..</i>	<i>15,610</i>	<i>..</i>	<i>..</i>	<i>..</i>	<i>..</i>	<i>1,82,719</i>
Senna (III. O)—	Cwts.	Cwts.	Cwts.	Cwts.	Cwts.					
United Kingdom (including Channel Islands)	5,539	4,452	12,067	8,295	6,725	1,21,227	92,965	2,32,550	1,43,370	1,38,093
Bahrain Islands	149	340	149	209	186	3,075	5,731	3,974	2,784	2,520
Straits Settlements	498	583	441	608	217	7,857	8,445	5,217	5,680	2,011
Hongkong	832	494	1,482	162	..	8,605	5,315	17,161	1,182	..
Commonwealth of Australia	104	239	312	463	423	1,642	3,884	6,512	6,543	8,916
Other British Possessions	127	111	256	352	391	2,490	2,524	4,071	6,139	5,266
TOTAL BRITISH EMPIRE	7,249	8,219	14,707	10,089	7,942	1,44,896	1,16,864	2,68,186	1,64,703	1,56,841
Germany	11,705	10,772	18,160	18,718	15,659	2,08,872	2,05,430	3,07,546	2,73,568	2,30,771
Belgium	1,323	1,298	2,598	2,308	3,793	21,031	19,802	32,402	32,261	39,070
France	7,466	5,146	8,693	6,584	6,592	96,840	75,135	1,20,534	78,949	81,398
Italy (including Fiume)	1,442	1,678	1,792	1,343	2,420	21,951	26,938	30,502	24,486	32,894
China (exclusive of Hong- kong and Macao)	634	1,635	699	1,065	717	5,980	15,354	7,000	10,570	7,262
Japan	957	1,185	1,231	1,608	461	13,310	14,790	21,937	19,238	5,593
Egypt	566	407	245	956	105	6,625	6,920	3,668	12,089	2,100
United States of America— Via Atlantic Coast	7,735	11,937	11,584	14,019	11,712	1,81,405	2,31,927	2,73,225	3,27,117	2,53,651
Argentine Republic (including the Atlantic Coast of Patagonia)	265	49	194	298	501	4,336	782	3,153	4,795	8,854
Other Foreign Countries	723	480	641	1,211	1,239	13,088	9,037	9,419	15,485	15,014
TOTAL FOREIGN COUNTRIES	32,726	34,569	45,832	49,090	43,199	6,21,438	4,95,175	8,09,386	7,93,559	6,76,607
<i>Share of Bengal</i>	<i>..</i>	<i>180</i>	<i>88</i>	<i>314</i>	<i>39</i>	<i>..</i>	<i>1,516</i>	<i>1,315</i>	<i>1,502</i>	<i>332</i>
<i>.. Bombay</i>	<i>1,792</i>	<i>1,540</i>	<i>1,441</i>	<i>2,361</i>	<i>355</i>	<i>33,133</i>	<i>33,531</i>	<i>28,473</i>	<i>39,993</i>	<i>13,793</i>
<i>.. Madras</i>	<i>38,183</i>	<i>32,188</i>	<i>59,010</i>	<i>56,704</i>	<i>50,217</i>	<i>6,23,246</i>	<i>6,93,993</i>	<i>10,47,283</i>	<i>9,36,767</i>	<i>8,19,423</i>
TOTAL	39,975	40,788	60,539	59,179	51,141	6,66,354	7,24,039	10,77,571	9,58,262	8,38,448
Other sorts of Drugs and Medicines (III. O)—										
United Kingdom (including Channel Islands)	—	—	—	—	—	3,62,045	77,697	19,179	36,125	74,418
Aden and Dependencies	—	—	—	—	—	9,771	8,630	15,443	13,215	7,467
Cyprus	—	—	—	—	—	24,578
Bahrain Islands	—	—	—	—	—	4,450	9,010	6,326	7,919	7,535
Ceylon (excluding Maldives)	—	—	—	—	—	88,886	87,989	97,331	99,330	1,38,216
Straits Settlements	—	—	—	—	—	56,948	73,622	88,391	70,585	1,54,728
Federated Malay States	—	—	—	—	—	11,543	4,663	2,988	4,675	10,952
Hongkong	—	—	—	—	—	80,179	7,43,779	13,93,492	4,15,939	4,20,420
Union of South Africa	—	—	—	—	—	19,211	15,025	16,561	19,908	15,055
Zanzibar and Pemba	—	—	—	—	—	16,035	12,993	11,295	8,469	12,350
Kenya Colony	—	—	—	—	—	30,506	31,175	25,490	32,990	35,857
Tanganyika Territory	—	—	—	—	—	8,340	8,937	7,155	6,843	7,498

GENERAL EXPORTS

(518)

INDIAN MERCHANDISE

No. 11—continued

ARTICLES, AND COUNTRIES OF FINAL DESTINATION; ALSO SHARE OF EACH PROVINCE	QUANTITY					VALUE				
	1930-31	1931-32	1932-33	1933-34	1934-35	1930-31	1931-32	1932-33	1933-34	1934-35
Drugs and Medicines (excluding Chemicals and Narcotics)—continued										
<i>Other sorts of Drugs and Medicines (III. C)—contd.</i>										
British West India Islands (excluding Bahamas)	—	—	—	—	—	303	1,010	590	15,682	15,000
Commonwealth of Australia	—	—	—	—	—	645	687	2,020	7,422	15,000
Canada— Via Atlantic Coast	—	—	—	—	—	5,450	10,750	15,100	43,025	15,000
Other British Possessions	—	—	—	—	—	3,306	3,363	7,307	10,921	7,000
TOTAL BRITISH EMPIRE	—	—	—	—	—	7,02,816	11,03,229	17,35,696	7,93,089	37,000
Germany	—	—	—	—	—	26,177	35,750	10,961	8,053	15,000
France	—	—	—	—	—	84,005	33,080	43,621	1,37,318	75,000
Turkey, Asiatic	—	—	—	—	—	5,175
Native States in Arabia other than Maskat Territory and Trucial Oman	—	—	—	—	—	12,919	9,512	12,617	8,047	7,000
Iraq	—	—	—	—	—	21,791	69,016	16,063	11,773	4,000
Iran	—	—	—	—	—	13,357	27,101	17,439	12,305	2,000
China (exclusive of Hongkong and Macao)	—	—	—	—	—	225	24,495	862	42,395	15,000
Japan	—	—	—	—	—	710	1,717	4,134	4,364	12,000
Egypt	—	—	—	—	—	24,167	12,075	15,443	9,120	9,000
Portuguese East Africa	—	—	—	—	—	14,365	16,044	16,323	17,755	12,000
United States of America— Via Atlantic Coast	—	—	—	—	—	2,63,032	63,059	33,397	22,340	12,000
" Pacific	—	—	—	—	—	230	1,900	..
Other Foreign Countries	—	—	—	—	—	17,366	15,697	14,520	13,597	17,000
TOTAL FOREIGN COUNTRIES	—	—	—	—	—	4,84,013	2,12,355	1,36,511	2,31,221	1,34,000
<i>Share of Bengal</i>	—	—	—	—	—	1,32,544	2,27,320	14,44,348	2,32,720	2,27,000
" Bombay	—	—	—	—	—	2,52,239	3,23,943	3,10,233	5,63,401	6,12,000
" Sind	—	—	—	—	—	6,41,100	1,15,543	76,001	1,41,103	1,00,000
" Madras	—	—	—	—	—	92,276	70,331	31,211	36,790	1,34,000
" Burma	—	—	—	—	—	4,334	3,220	3,100	6,290	2,000
TOTAL	—	—	—	—	—	11,86,834	14,15,084	19,21,207	10,74,310	11,67,000
<i>Total value of Drugs and Medicines (excluding Chemicals and Narcotics)—</i>										
United Kingdom (including Channel Islands)	—	—	—	—	—	5,46,036	2,31,760	3,42,301	2,93,333	3,23,000
Aden and Dependencies	—	—	—	—	—	9,771	3,338	15,460	13,215	7,000
Bahrain Islands	—	—	—	—	—	7,930	15,210	9,276	11,113	13,000
Ceylon (excluding Maldives)	—	—	—	—	—	90,502	91,161	1,00,122	1,03,657	2,24,000
Straits Settlements	—	—	—	—	—	66,460	33,279	95,033	77,435	1,34,000
Federated Malay States	—	—	—	—	—	12,220	4,032	3,403	5,012	11,000
Cyprus	—	—	—	—	—	26,573
Hongkong	—	—	—	—	—	91,064	7,62,694	14,16,023	4,13,043	4,34,000
Union of South Africa	—	—	—	—	—	10,296	15,475	17,092	20,720	15,000
Zanzibar and Pemba	—	—	—	—	—	16,530	13,273	11,750	8,740	13,000
Kenya Colony	—	—	—	—	—	30,990	32,100	25,840	33,355	30,000
Tanganyika Territory	—	—	—	—	—	8,655	9,097	7,395	7,053	7,000
Mauritius and Dependencies	—	—	—	—	—	5,024	3,334	3,933	17,433	4,000
Canada— Via Atlantic Coast	—	—	—	—	—	5,450	10,750	15,100	43,725	67,000
British West India Islands (excluding Bahamas)	—	—	—	—	—	250	1,140	2,115	15,094	17,000
Commonwealth of Australia	—	—	—	—	—	2,537	4,321	3,932	23,330	13,000
Other British Possessions	—	—	—	—	—	4,347	7,253	3,623	7,724	6,000
TOTAL BRITISH EMPIRE	—	—	—	—	—	9,13,202	12,04,777	21,04,091	11,01,597	14,44,000

No. 11—continued

ARTICLES, AND COUNTRIES OF FINAL DESTINATION; ALSO SHARE OF EACH PROVINCE	QUANTITY					VALUE				
	1930-31	1931-32	1932-33	1933-34	1934-35	1930-31	1931-32	1932-33	1933-34	1934-35
Drugs and Medicines (excluding Chemicals and Narcotics)—continued						R	R	R	R	R
Total value of Drugs and Medicines (excluding Chemicals and Narcotics) —continued										
Germany	—	—	—	—	—	2,33,081	2,47,052	3,26,657	2,89,995	2,47,976
Netherlands	—	—	—	—	—	88,588	21,075	1,041	57,578	1,011
Belgium	—	—	—	—	—	21,081	21,198	32,564	32,311	43,319
France	—	—	—	—	—	1,81,215	1,18,375	1,67,820	2,08,888	1,65,891
Italy (including Fiume)	—	—	—	—	—	22,608	27,062	32,676	25,706	34,251
Turkey, Asiatic	—	—	—	—	—	5,275	431
Syria Native States in Arabia other than Maskat Territory and Trucial Oman	—	—	—	—	—	3,075	6,085	3,690	2,632	2,485
Iraq	—	—	—	—	—	13,608	10,445	13,272	8,338	8,258
Iran	—	—	—	—	—	23,676	71,040	17,281	12,898	9,184
Chios (exclusive of Hongkong and Macao)	—	—	—	—	—	21,745	46,445	21,821	16,995	20,020
China (exclusive of Hongkong and Macao)	—	—	—	—	—	6,265	89,949	7,862	52,966	22,304
Japan	—	—	—	—	—	14,020	19,507	27,975	26,022	23,111
Egypt	—	—	—	—	—	34,132	18,995	19,266	21,209	11,130
Portuguese East Africa	—	—	—	—	—	14,415	16,084	16,519	18,015	12,430
United States of America— Fid Atlantic Coast	—	—	—	—	—	4,84,055	3,37,472	3,15,352	4,84,330	4,90,470
“ Pacific “	—	—	—	—	—	229	1,960	20,470
Argentine Republic (includ- ing the Atlantic Coast of Patagonia)	—	—	—	—	—	4,886	782	3,158	4,795	8,854
Other Foreign Countries	—	—	—	—	—	22,961	14,489	15,075	19,419	21,087
TOTAL FOREIGN COUNTRIES	—	—	—	—	—	11,74,280	10,15,608	10,21,974	12,79,052	11,48,921
Share of Bengal	—	—	—	—	—	2,25,225	8,59,735	14,54,261	3,41,820	4,13,975
“ Bombay	—	—	—	—	—	3,03,945	3,78,293	3,49,294	6,10,320	8,17,913
“ Sind	—	—	—	—	—	6,41,800	1,85,545	75,001	1,41,103	1,09,554
“ Madras	—	—	—	—	—	9,17,923	8,82,920	12,38,349	12,81,106	14,51,081
“ Burma	—	—	—	—	—	4,284	3,890	8,180	6,290	2,365
TOTAL	—	—	—	—	—	20,92,482	23,10,383	31,26,065	23,80,649	25,95,303
Dyeing and Tanning Sub- stances—										
Barks for tanning (III. E)—	Cwts.	Cwts.	Cwts.	Cwts.	Cwts.					
Ceylon (excluding Maldives)	1,852	4,385	2,800	1,848	2,567	7,839	17,465	8,219	7,054	7,971
Other British Possessions	21	..	104	50	841	114	..	1,234	205	3,516
TOTAL BRITISH EMPIRE	1,873	4,385	2,904	1,898	3,408	7,953	17,465	9,453	7,259	11,487
TOTAL FOREIGN COUNTRIES	668	280	440	1,235	971	1,490	1,120	1,200	1,452	689
Share of Bengal	665	280	544	1,218	960	1,509	1,120	2,434	1,152	675
“ Bombay	2	538	..	40	3,307
“ Madras	1,371	4,333	2,800	1,921	2,567	7,934	17,485	8,219	7,569	7,971
“ Burma	314	223
TOTAL	2,536	4,615	3,344	3,133	4,379	9,448	18,585	10,653	8,711	12,176
Cutch and Gambier (III. K)—	Cwts.	Cwts.	Cwts.	Cwts.	Cwts.					
United Kingdom (including Channel Islands)	29,869	18,174	13,414	14,890	16,523	5,56,605	2,17,618	1,39,446	1,80,888	2,17,457
Ceylon (excluding Maldives)	754	800	645	508	857	19,781	15,509	8,740	9,125	18,841
Hongkong	348	542	216	100	176	6,634	7,883	2,967	1,228	3,003
Other British Possessions	263	195	214	245	426	6,090	5,122	4,846	3,829	9,387
TOTAL BRITISH EMPIRE	31,229	19,711	14,389	15,743	17,984	5,89,110	2,46,130	1,53,999	1,95,067	2,48,493

GENERAL EXPORTS

(520)

INDIAN MERCHANDISE

No. 11—continued

ARTICLES, AND COUNTRIES OF FINAL DESTINATION; ALSO SHARE OF EACH PROVINCE	QUANTITY					VALUE				
	1930-31	1931-32	1932-33	1933-34	1934-35	1930-31	1931-32	1932-33	1933-34	1934-35
Dyeing and Tanning Sub- stances—continued						Rs.	Rs.	Rs.	Rs.	Rs.
<i>Dutch and Gambia (III, E)</i> —continued	Cwts.	Cwts.	Cwts.	Cwts.	Cwts.					
Norway	620	300	300	400	..	6,694	2,475	2,475	2,300
Germany	2,675	2,485	2,030	2,805	2,669	51,522	29,745	21,796	25,519	23,770
Netherlands	6,275	5,780	4,445	5,685	5,339	1,15,294	65,876	43,239	64,393	74,751
Belgium	600	160	50	8,706	1,365	54
France	4,019	2,798	4,500	4,406	2,974	68,488	26,856	42,980	52,275	43,416
Italy (including Fiume)	975	415	404	425	420	14,878	4,115	2,567	4,063	4,497
Japan	1,072	1,516	1,272	552	2,297	20,950	15,535	12,075	6,134	24,771
United States of America— <i>Via Atlantic Coast</i>	1,151	600	800	1,000	1,150	22,908	6,252	2,791	9,750	14,027
<i>Other Foreign Countries</i>	242	209	426	210	274	9,042	2,875	6,590	4,226	5,904
TOTAL FOREIGN COUNTRIES	16,909	15,581	14,677	15,494	16,722	2,11,858	1,72,447	1,51,513	1,80,501	2,22,150
<i>Share of Bengal</i>	2,500	2,792	2,512	4,976	2,362	62,562	42,727	28,662	47,126	40,491
<i>Bombay</i>	115	87	83	74	62	4,200	2,720	2,220	479	1,244
<i>Madras</i>	29	12	24	74	24	1,229	700	961	1,249	1,000
<i>Burma</i>	42,424	21,266	22,459	26,173	22,242	2,62,766	2,72,260	2,66,173	2,26,824	4,71,550
TOTAL	48,123	35,292	29,666	31,237	24,707	9,00,968	4,12,877	2,07,512	2,75,568	4,76,952
Indigo (III, E)—	Cwts.	Cwts.	Cwts.	Cwts.	Cwts.					
United Kingdom (including Channel Islands)	125	122	60	110	98	26,980	40,900	9,240	19,204	19,262
Other British Possessions	11	22	15	7	17	1,745	2,275	2,060	252	2,064
TOTAL BRITISH EMPIRE	146	204	75	117	115	28,725	43,175	11,300	20,057	21,326
Germany	24	4	..	9	..	2,250	1,000	..	2,100	..
Greece (including Crete)	200	452	188	227	221	1,02,242	1,19,122	44,622	65,447	64,165
Turkey, European	22	18	14	2	7	7,740	4,522	2,180	550	1,560
Syria	12	9	5,740	1,980
Iraq	169	26	8	..	4	46,602	4,994	920	..	620
Iran	48	40	..	12	..	18,550	6,320	..	2,010	..
Java	50	5,600
Japan	22	10	44	2	15	5,200	2,268	2,465	490	2,410
Egypt	24	8	12	21	24	7,967	1,680	2,755	2,919	4,241
Tunis	22	5,00
Other Foreign Countries	29	26	..	10	26	6,600	6,200	..	2,220	5,25
TOTAL FOREIGN COUNTRIES	788	895	297	385	429	2,06,651	1,42,287	59,928	76,806	84,90
<i>Share of Bengal</i>	552	554	154	261	272	1,06,416	1,12,046	22,862	47,722	49,261
<i>Bombay</i>	127	87	10	22,218	5,660	7,110
<i>Madras</i>	229	208	173	161	268	66,444	43,868	21,840	29,140	47,171
TOTAL	904	799	342	502	544	2,45,278	2,00,592	71,818	96,882	1,06,231
Myriolans (III, E)—	Cwts.	Cwts.	Cwts.	Cwts.	Cwts.					
United Kingdom (including Channel Islands)	627,268	691,411	492,724	596,255	660,050	22,29,705	27,75,751	27,78,268	29,11,625	24,61,001
Ceylon (including Maldives)	590	52	598	..	78	4,231	409	5,027	..	175
Hongkong	620	821	1,968	1,627	2,202	2,255	4,415	5,862	7,142	6,269
Union of South Africa	1,442	1,221	1,720	1,450	1,241	12,120	9,022	10,222	2,454	5,422
Commonwealth of Australia	14,512	17,172	19,797	27,220	24,822	22,222	24,492	1,02,922	1,49,009	1,19,222
Other British Possessions	222	294	102	296	2,424	5,272	2,584	972	2,209	10,476
TOTAL BRITISH EMPIRE	654,822	711,022	518,022	628,982	700,576	29,52,627	28,20,622	29,00,255	30,70,622	26,02,901

No. 11—continued

ARTICLES, AND COUNTRIES OF FINAL DESTINATION; ALSO SHARE OF EACH PROVINCE	QUANTITY					VALUE				
	1930-31	1931-32	1932-33	1933-34	1934-35	1930-31	1931-32	1932-33	1933-34	1934-35
Dyeing and Tanning Sub- stances—continued										
<i>Myrobolans (III. E)—continued</i>	Cwts.	Cwts.	Cwts.	Cwts.	Cwts.	R	R	R	R	R
U. S. S. R.— Southern	2,250	600	13,250	1,084
Sweden	700	2,900	700	2,200	1,100	6,300	21,100	4,400	8,395	4,500
Norway	1,700	603	500	15,300	2,520	1,970
Germany	121,686	100,160	114,554	121,539	178,992	6,84,993	5,51,746	6,14,002	4,90,520	6,76,171
Netherlands	54,989	49,506	66,707	57,077	91,585	3,79,507	2,33,478	3,79,436	1,99,978	2,59,503
Belgium	51,760	38,378	41,238	40,432	45,418	3,32,311	1,82,109	1,90,353	1,58,612	1,48,136
France	101,195	109,313	64,563	89,326	44,552	6,86,020	7,05,088	4,00,410	4,05,688	1,99,303
Spain	541	7,554	14,842	11,009	5,401	2,375	44,529	87,070	65,857	32,410
Italy (including Flume)	12,476	8,079	1,802	6,100	6,500	87,191	42,557	9,212	23,700	21,395
China (exclusive of Hong- kong and Macao)	6,292	6,688	5,599	8,726	12,955	27,249	39,729	10,980	31,554	23,685
Japan	27,660	29,866	33,018	30,333	33,333	1,43,838	1,13,760	1,15,073	1,01,913	62,435
Egypt	135	1,038	154	695	33	1,841	7,393	1,825	4,059	220
United States of America— Via Atlantic Coast	265,698	202,605	200,432	238,305	247,742	12,22,104	7,41,497	8,48,331	9,55,953	7,17,047
Cuba	1,497	500	..	301	..	8,960	3,350	..	1,850	..
Other Foreign Countries	102	206	358	407	1,356	851	1,377	2,220	2,044	5,399
TOTAL FOREIGN COUNTRIES	648,681	559,793	544,017	607,711	654,967	33,17,740	27,37,713	26,63,382	25,13,541	21,83,003
<i>Share of Bengal</i>	<i>451,437</i>	<i>449,315</i>	<i>465,789</i>	<i>456,744</i>	<i>603,107</i>	<i>32,59,903</i>	<i>29,34,650</i>	<i>25,26,636</i>	<i>19,31,797</i>	<i>18,00,133</i>
“ <i>Nombay</i>	<i>731,378</i>	<i>660,424</i>	<i>547,973</i>	<i>660,317</i>	<i>614,936</i>	<i>42,56,374</i>	<i>34,50,388</i>	<i>23,46,616</i>	<i>33,95,264</i>	<i>25,66,149</i>
“ <i>Sind</i>	<i>2</i>	<i>..</i>	<i>..</i>	<i>..</i>	<i>..</i>	<i>30</i>	<i>..</i>	<i>..</i>	<i>..</i>	<i>..</i>
“ <i>Madras</i>	<i>70,246</i>	<i>60,486</i>	<i>43,273</i>	<i>79,633</i>	<i>132,461</i>	<i>2,54,530</i>	<i>1,76,360</i>	<i>1,99,406</i>	<i>2,66,119</i>	<i>4,20,277</i>
TOTAL	1,308,563	1,270,825	1,062,040	1,236,699	1,355,543	77,71,377	66,18,368	55,72,737	55,93,180	47,83,909
Myrobolan extracts (III. E)—	Cwts.	Cwts.	Cwts.	Cwts.	Cwts.					
United Kingdom (including Channel Islands)	1,103	1,245	14,199	29,804	24,950	13,956	14,371	1,53,599	2,68,078	2,49,571
Union of South Africa	1,040	..	900	1,502	2,430	13,525	..	9,801	15,035	24,316
Commonwealth of Australia	328	464	1,673	745	2,030	10,669	5,056	18,625	7,452	19,717
New Zealand	413	..	130	700	840	5,323	..	1,804	7,009	6,400
Other British Possessions	25	103	370	235	1,036	2,703
TOTAL BRITISH EMPIRE	3,389	1,709	16,977	39,864	30,370	43,473	19,427	1,84,074	2,98,601	3,03,707
Finland	761	100	9,703	1,000
Sweden	540	108	2,100	1,720	1,519	6,885	1,077	21,009	17,202	18,190
Denmark	1,003	300	400	12,770	2,997	4,300
Germany	863	203	800	400	1,922	12,061	2,236	8,801	4,001	19,229
N. A. islands	703	300	..	471	..	7,836	3,253	..	4,712
Belgium	271	297	937	3,458	3,374	9,866
France	3,618	201	320	33,461	2,416	3,200
Other Foreign Countries	713	260	20	972	430	8,121	2,603	250	9,744	4,340
TOTAL FOREIGN COUNTRIES	6,776	2,072	3,540	3,092	6,129	86,462	22,339	36,513	30,947	61,337
<i>Share of Bengal</i>	<i>10,165</i>	<i>3,731</i>	<i>20,517</i>	<i>32,946</i>	<i>36,499</i>	<i>1,29,315</i>	<i>41,766</i>	<i>2,20,637</i>	<i>2,29,543</i>	<i>2,64,044</i>
Safflower (III. E)—	Cwts.	Cwts.	Cwts.	Cwts.	Cwts.					
Straits Settlements	1,067	1,556	2,680	1,833	1,864	23,337	33,333	66,582	41,455	30,739
Hongkong	49	223	513	854	197	1,190	5,230	16,657	17,960	2,455
Other British Possessions	8	..	8	70	..	120	..	93
TOTAL BRITISH EMPIRE	1,116	1,779	3,201	2,687	2,069	20,597	43,663	83,359	59,405	33,337

GENERAL EXPORTS

(522)

INDIAN MERCHANDISE

No. 11—continued

ARTICLES, AND COUNTRIES OF FINAL DESTINATION; ALSO SHARE OF EACH PROVINCE	QUANTITY					VALUE				
	1930-31	1931-32	1932-33	1933-34	1934-35	1930-31	1931-32	1932-33	1933-34	1934-35
Dyeing and Tanning Substances—continued										
<i>Safflower (III. E)—continued</i>	Cwts.	Cwts.	Cwts.	Cwts.	Cwts.	Rs.	Rs.	Rs.	Rs.	Rs.
Japan	73	75	194	338	340	2,190	1,098	6,361	7,608	10,000
Other Foreign Countries	140	115	156	45	114	2,666	2,896	4,666	855	1,000
TOTAL FOREIGN COUNTRIES	213	190	350	378	454	5,856	4,294	11,027	8,463	11,000
<i>Share of Bengal</i>	<i>1,329</i>	<i>1,969</i>	<i>2,551</i>	<i>3,963</i>	<i>3,323</i>	<i>35,453</i>	<i>47,967</i>	<i>94,386</i>	<i>63,963</i>	<i>75,000</i>
Terms of III. E.—	Cwts.	Cwts.	Cwts.	Cwts.	Cwts.					
United Kingdom (including Channel Islands)	7,044	7,737	6,015	6,316	5,009	1,21,447	1,06,833	78,487	79,745	64,000
Aden and Dependencies	2,654	2,563	2,662	2,292	4,108	1,01,725	71,414	61,139	66,321	54,000
Bahrain Islands	786	829	873	871	534	25,980	18,437	22,680	16,505	14,000
Ceylon (excluding Maldives)	12,224	11,095	11,963	12,412	12,252	1,38,006	1,14,178	1,49,411	1,00,866	1,04,000
Straits Settlements	9,627	8,108	6,284	11,018	9,280	1,28,110	92,657	84,207	1,22,168	82,000
Federated Malay States	452	631	490	266	412	5,892	7,537	5,888	3,460	4,000
Hongkong	12	17	900	4,873	1,576	204	263	6,556	23,649	11,000
Union of South Africa	2,118	2,319	2,539	2,021	2,481	66,470	78,670	53,427	65,720	54,000
Zanzibar and Pemba	888	885	562	521	563	20,844	16,003	14,185	12,326	10,000
Kenya Colony	550	681	815	1,063	859	20,657	18,919	20,470	20,765	15,000
Tanganyika Territory	276	358	456	435	419	12,218	10,309	10,619	8,819	7,000
Mauritius and Dependencies	1,772	1,708	2,670	1,303	2,198	45,258	36,055	41,679	28,194	21,000
British West India Islands (excluding Bahamas)	101	439	214	119	91	1,206	6,759	2,476	1,107	0
British Guiana	675	510	817	889	424	9,073	5,933	10,449	6,906	4,000
Commonwealth of Australia	83	675	827	7,000
Other British Possessions	654	509	924	797	941	13,565	9,709	12,661	10,478	12,000
TOTAL BRITISH EMPIRE	41,734	40,066	39,147	48,970	42,823	7,30,765	5,93,671	5,69,382	5,66,990	4,81,000
U. S. S. R.—										
Northern	22	..	45	450	..	7,000
Southern	594	167	232	35	30	10,789	4,092	2,833	700	0
Germany	592	289	931	1,487	1,046	10,455	9,208	14,674	14,736	12,000
France	7,076	6,496	7,697	8,270	6,806	1,12,234	92,550	1,05,260	88,459	74,000
Italy (including Finme)	591	148	157	410	307	11,528	2,080	1,785	5,068	2,000
Syria	419	514	354	246	247	8,656	11,600	5,691	4,500	2,000
Muscat Territory and Trucial Oman	1,493	1,207	1,462	1,545	1,362	24,266	22,625	24,228	27,368	22,000
Other Native States in Arabia	1,600	2,961	2,324	2,119	1,414	45,635	58,402	43,113	26,678	22,000
Iraq	5,340	3,336	2,797	5,389	2,610	1,24,773	67,670	56,187	88,545	42,000
Iran	7,702	6,605	2,704	9,081	9,273	2,19,752	1,67,722	91,962	1,77,095	1,02,000
Egypt	1,064	899	962	826	1,604	19,681	6,530	18,392	9,947	17,000
Morocco, French Protectorate	1,123	2,254	12,535	20,000
Portuguese East Africa	478	461	463	503	547	16,206	12,000	9,328	8,328	7,000
Italian East Africa (Somaliland and Eritrea)	210	62	83	20	156	5,460	1,306	1,751	1,533	2,000
United States of America—										
V4 Atlantic Coast	6,526	4,727	2,129	4,590	7,954	78,585	40,106	24,284	43,167	54,000
" Pacific "	100	..	300	800	..	2,000
Other Foreign Countries	590	498	736	508	939	10,272	7,072	10,701	5,694	10,000
TOTAL FOREIGN COUNTRIES	24,385	27,900	24,148	30,162	26,804	7,16,358	5,02,923	4,11,449	5,26,266	5,04,000
<i>Share of Bengal</i>	<i>2,601</i>	<i>1,638</i>	<i>2,579</i>	<i>1,373</i>	<i>1,263</i>	<i>29,302</i>	<i>20,285</i>	<i>34,440</i>	<i>17,697</i>	<i>17,000</i>
" Bombay	<i>43,228</i>	<i>40,553</i>	<i>35,947</i>	<i>46,220</i>	<i>43,703</i>	<i>10,55,439</i>	<i>8,08,705</i>	<i>6,66,330</i>	<i>7,31,394</i>	<i>6,40,000</i>
" Sind	<i>218</i>	<i>371</i>	<i>308</i>	<i>96</i>	<i>285</i>	<i>3,845</i>	<i>4,476</i>	<i>3,079</i>	<i>1,438</i>	<i>2,000</i>
" Madras	<i>30,587</i>	<i>25,459</i>	<i>23,670</i>	<i>33,099</i>	<i>32,447</i>	<i>3,58,487</i>	<i>2,82,671</i>	<i>2,20,791</i>	<i>2,09,269</i>	<i>3,91,000</i>
" Burma	<i>82</i>	<i>336</i>	<i>4,383</i>	<i>1,999</i>	..	<i>558</i>	<i>6,185</i>	<i>33,418</i>	<i>13,000</i>
TOTAL	76,099	68,076	68,299	85,141	79,717	14,47,123	10,96,594	9,80,831	10,93,256	9,87,000

No. 11—continued

ARTICLES, AND COUNTRIES OF FINAL DESTINATION; ALSO SHARE OF EACH PROVINCE	QUANTITY					VALUE				
	1930-31	1931-32	1932-33	1933-34	1934-35	1930-31	1931-32	1932-33	1933-34	1934-35
	Cwts.	Cwts.	Cwts.	Cwts.	Cwts.	R	R	R	R	R
Dyeing and Tanning Sub- stances—continued										
<i>Other sorts (including lac- dye) (III. E)—</i>										
United Kingdom (including Channel Islands)	2,295	1,755	1,911	1,998	2,625	23,001	8,369	9,528	15,955	23,136
Palestine	20	234	308	131	633	250	7,275	7,295	1,900	13,742
Ceylon (excluding Maldives)	1,916	896	520	948	587	17,279	10,748	3,840	3,970	3,122
Other British Possessions	6	75	147	184	46	136	2,323	1,449	3,100	1,101
TOTAL BRITISH EMPIRE	4,237	2,960	2,886	2,601	3,871	41,266	23,715	22,112	25,015	41,101
Denmark	408	478	433	602	300	6,895	8,288	8,490	7,740	3,450
Germany	7,285	5,987	7,517	5,145	5,336	26,698	35,638	33,304	22,603	27,834
Netherlands	321	524	70	2,158	1,773	5,814	7,258	1,348	9,304	9,111
France	1,175	3,229	3,448	9,772	2,400	18,628	43,885	40,407	1,00,863	1,25,602
Greece (including Crete)	98	60	140	360	981	3,313	1,110	3,525	8,085	21,102
Turkey, European	2,919	2,184	2,451	1,309	1,250	75,700	50,435	54,858	26,856	26,096
Turkey, Asiatic	743	486	1,667	809	603	24,941	14,785	43,933	22,569	14,950
Syria	468	332	669	324	1,179	21,124	8,553	15,809	7,215	20,737
Iraq	533	211	295	85	40	10,013	1,551	2,509	724	480
Japan	725	815	1,351	787	1,049	6,905	20,775	24,355	16,410	21,010
Egypt	1,152	616	1,417	528	1,706	31,015	18,970	23,744	10,175	20,004
Morocco French Protectorate	39	642	390	9,600
United States of America— Vld Atlantic Coast	325	487	339	3,025	1,901	6,012	6,570	6,945	41,982	20,395
Other Foreign Countries	159	202	291	275	1,224	5,300	4,600	3,916	3,877	11,694
TOTAL FOREIGN COUNTRIES	16,309	18,561	20,188	25,198	27,384	2,42,353	2,22,418	2,62,852	2,78,833	3,47,185
Share of Bengal	609	430	317	301	139	6,337	4,174	1,620	1,219	1,751
Bombay	6,804	6,827	9,785	14,969	17,890	1,33,108	1,39,242	1,80,528	2,09,637	2,39,763
Sind	503	223	295	569	193	9,263	2,001	2,509	5,793	1,376
Madras	12,630	13,987	12,677	12,660	13,023	84,913	1,05,338	1,00,307	87,199	94,858
Burma	..	54	378	18
TOTAL	20,546	21,521	23,074	27,799	31,255	2,83,619	2,51,133	2,84,964	3,03,848	3,88,286
Total Dyeing and Tanning Substances—	Cwts.	Cwts.	Cwts.	Cwts.	Cwts.					
United Kingdom (including Channel Islands)	677,811	720,504	529,466	648,313	719,221	45,92,318	41,72,840	31,70,312	34,75,492	30,21,940
Palestine	148	371	511	355	896	2,650	11,040	11,310	5,640	18,060
Aden and Dependencies	8,897	8,629	3,706	3,349	4,150	1,04,830	75,385	63,972	58,448	62,233
Bahrain Islands	786	829	983	871	543	25,980	18,447	28,744	16,505	11,025
Ceylon (excluding Maldives)	17,326	17,179	16,452	15,717	16,324	1,87,786	1,58,309	1,69,357	1,21,043	1,36,404
Straits Settlements	11,173	10,019	9,185	13,279	11,825	1,64,075	1,34,776	1,52,325	1,67,879	1,31,281
Federated Malay States	453	636	490	329	414	5,912	7,024	5,888	4,214	4,663
Hongkong	1,035	1,717	3,617	7,688	4,878	11,383	18,219	32,307	62,655	26,565
Union of South Africa	5,602	4,645	5,209	7,011	7,214	1,11,145	87,823	73,797	89,399	85,072
Zanzibar and Pomba	611	585	553	521	553	20,952	16,008	14,205	12,326	10,245
Kenya Colony	555	700	820	1,083	1,429	20,832	19,560	20,660	20,775	18,269
Tanganyika Territory	276	359	459	435	453	12,218	10,349	10,817	8,819	7,670
Mauritius and Dependencies	1,772	1,722	2,578	1,804	2,657	45,258	37,755	41,669	28,204	34,505
Canada— Vld Atlantic Coast	..	40	30	300	1,220	..	360	260	2,500	5,500
British West India Islands (excluding Bahamas)	107	452	218	124	93	1,441	7,014	2,587	1,218	933
British Guiana	707	514	832	592	448	9,632	6,023	10,748	5,945	5,076
Commonwealth of Australia	15,543	17,948	21,821	28,053	27,533	1,02,778	96,861	132,212	1,58,064	1,47,290
New Zealand	418	..	180	700	667	5,323	..	1,804	7,006	6,738
Fiji Islands	264	134	370	255	373	5,564	3,063	6,232	3,787	5,481
Other British Possessions	122	83	98	108	319	4,449	570	1,628	2,120	4,940
TOTAL BRITISH EMPIRE	738,606	781,616	597,598	730,867	801,216	54,34,526	48,82,031	39,45,624	42,52,033	37,44,089

GENERAL EXPORTS
INDIAN MERCHANDISE

(524)

No. 11—continued .

ARTICLES AND COUNTRIES OF FINAL DESTINATION; ALSO SHARE OF EACH PROVINCE	QUANTITY					VALUE				
	1930-31	1931-32	1932-33	1933-34	1934-35	1930-31	1931-32	1932-33	1933-34	1934-35
Dyeing and Tanning Sub- stances—continued										
Total Dyeing and Tanning Substances—continued	Cwts.	Cwts.	Cwts.	Cwts.	Cwts.	Rs.	Rs.	Rs.	Rs.	Rs.
U. S. S. R.—										
Northern	--	--	22	--	45	--	--	450	--	72
Southern	2,647	167	222	35	620	23,550	4,002	2,526	700	1,44
Finland	761	--	--	--	100	9,708	--	--	--	1,00
Sweden	1,240	2,008	2,965	4,070	2,004	12,165	22,177	27,022	27,227	24,711
Norway	1,700	830	800	900	1,100	15,200	9,297	2,475	4,995	7,171
Denmark	1,408	778	482	602	779	19,665	11,285	8,499	7,740	8,424
Germany	133,120	112,242	126,822	131,413	126,965	9,90,987	6,20,423	7,02,577	5,60,894	7,29,121
Netherlands	61,585	56,512	71,522	64,920	99,478	5,00,015	2,64,242	4,32,276	2,72,622	2,52,169
Belgium	82,771	29,048	41,040	40,892	47,295	2,42,970	1,29,227	1,94,227	1,62,897	1,62,411
France	116,083	122,041	20,428	111,774	62,755	9,19,426	2,20,906	2,22,227	7,04,225	4,19,227
Spain	721	7,754	14,992	11,184	5,725	6,622	47,045	22,729	22,091	27,22
Italy (including Trieste)	14,465	2,999	2,222	7,225	7,227	124,019	22,622	14,624	22,771	20,22
Greece (including Crete)	452	812	222	622	1,200	102,155	1,20,226	42,152	22,567	22,22
Turkey, European	2,062	2,202	2,465	1,212	1,227	22,440	24,997	22,022	27,466	27,22
Turkey Asiatic	742	497	1,712	209	627	22,001	17,122	44,622	22,569	12,722
Syria	920	852	1,025	229	1,421	22,669	22,122	21,560	12,202	24,247
Market Territory and Trucial Oman	1,492	1,207	1,422	1,242	1,404	24,202	22,622	24,222	27,222	24,672
Other Native States in Asia	1,662	2,997	2,422	2,122	1,424	42,672	22,677	42,121	22,762	24,224
Iraq	6,025	2,572	2,100	2,474	2,679	1,21,520	74,212	22,612	22,209	44,122
Iran	7,729	6,712	2,221	9,104	9,212	2,22,772	1,74,624	22,272	1,20,002	1,62,272
Java	222	104	92	19	100	9,222	1,779	2,016	402	1,121
China (exclusive of Hong- Kong and Macao)	6,527	2,996	2,640	2,724	12,974	20,227	22,979	11,610	21,919	24,724
Japan	22,522	22,202	22,279	22,502	27,024	1,79,122	1,27,767	1,66,224	1,22,229	1,12,122
Egypt	2,122	2,221	2,022	2,772	4,222	64,214	24,672	42,022	22,049	22,202
Tunisi	--	--	20	40	222	--	--	202	670	2,724
Morocco, French Protectorate	--	--	--	1,162	2,296	--	--	--	12,222	22,272
Portuguese East Africa	600	492	464	605	249	17,641	12,100	9,242	9,220	2,022
Italian East Africa (Poma- land and Eritrea)	210	62	24	26	126	2,460	1,206	1,771	1,622	2,522
United States of America— Via Atlantic Coast	272,702	202,419	202,220	246,920	222,747	12,21,004	7,94,552	2,22,021	10,20,222	2,72,022
" Pacific "	--	--	100	--	200	2	--	200	--	2,700
Cuba	1,497	200	--	201	--	2,960	2,220	--	1,220	--
Other Foreign Countries	252	542	911	707	1,922	9,022	9,112	12,279	7,212	12,522
TOTAL FOREIGN COUNTRIES	724,674	622,062	607,626	669,622	742,921	22,22,702	22,11,541	22,97,664	22,17,009	24,17,122
Share of Bengal	472,224	221,267	222,999	221,466	222,122	27,21,212	22,22,722	22,27,022	24,64,222	22,27,022
" Bombay	222,122	207,202	222,720	212,220	277,124	22,22,222	24,12,222	22,22,222	22,22,762	22,12,022
" Madras	722	224	202	202	422	12,122	2,476	2,222	7,221	2,221
" Madras	112,277	104,491	27,027	127,212	129,722	7,22,272	6,92,227	6,21,224	7,00,722	2,72,221
" Burma	42,424	22,021	22,242	21,022	21,222	2,22,722	2,72,272	2,72,222	2,20,042	4,22,022
TOTAL	1,462,220	1,402,272	1,202,224	1,420,220	1,542,167	1,02,22,204	22,92,272	22,42,422	22,00,042	21,61,222
Earthenware and porcelain (including pipes of earthenware) (III. H)—										
Aden and Dependencies	--	--	--	--	--	17,400	16,167	10,272	12,944	14,720
Ceylon (excluding Maldives)	--	--	--	--	--	22,470	22,214	21,720	22,622	21,220
Straits Settlements	--	--	--	--	--	46,699	1,11,692	46,121	12,710	22,469
Hongkong	--	--	--	--	--	--	--	--	12,211	2,227
Other British Possessions	--	--	--	--	--	4,242	6,700	4,617	1,202	1,612
TOTAL BRITISH EMPIRE	--	--	--	--	--	1,00,212	1,27,074	22,296	20,220	22,494
TOTAL FOREIGN COUNTRIES	--	--	--	--	--	4,122	424	2,226	620	1,272

No. 11—continued

ARTICLES, AND COUNTRIES OF FINAL DESTINATION; ALSO SHARE OF EACH PROVINCE	QUANTITY					VALUE				
	1930-31	1931-32	1932-33	1933-34	1934-35	1930-31	1931-32	1932-33	1933-34	1934-35
						₹	₹	₹	₹	₹
Earthenware and porcelain (in- cluding pipes of earthenware) (III. B)—continued										
Share of Bengal	—	—	—	—	—	49,455	1,17,004	47,339	36,443	29,181
“ Bombay	—	—	—	—	—	20,938	17,623	16,291	19,657	16,627
“ Sind	—	—	—	—	—	545	115	98	35	90
“ Madras	—	—	—	—	—	33,469	22,415	21,785	24,758	12,024
“ Burma	—	—	—	—	—	538	851	149	176	145
TOTAL	—	—	—	—	—	1,04,944	1,57,508	85,662	80,989	68,067
Feathers (II. B)—										
Hongkong	Lbs. 49,198	Lbs. 37,985	Lbs. 34,592	Lbs. 32,260	Lbs. 42,416	9,717	16,220	7,745	6,959	8,077
Other British Possessions	43	20
TOTAL BRITISH EMPIRE	49,198	38,025	34,592	32,260	42,416	9,717	16,240	7,745	6,959	8,077
Share of Bengal	40	20
“ Burma	49,198	37,985	34,592	32,260	42,416	9,717	16,220	7,745	6,959	8,077
TOTAL	49,198	38,025	34,592	32,260	42,416	9,717	16,240	7,745	6,959	8,077
Fibre for brushes and brooms (II. S)—										
United Kingdom (including Channel Islands)	Tons 776	Tons 984	Tons 1,190	Tons 1,228	Tons 1,040	3,01,639	3,51,653	4,06,538	3,98,544	3,19,879
Union of South Africa	5	15	10	8	19	1,957	5,907	3,676	770	5,194
Commonwealth of Australia	73	42	113	95	121	39,631	19,503	49,828	32,365	41,277
New Zealand	23	13	34	55	32	9,114	4,410	13,531	15,858	10,692
Other British Possessions	29	11	7	10	3	7,092	3,004	2,556	2,949	1,497
TOTAL BRITISH EMPIRE	906	1,065	1,354	1,391	1,224	3,59,488	3,85,077	4,76,128	4,46,486	3,78,539
Sweden	1	..	23	18	35	600	..	3,285	5,431	12,639
Norway	30	26	12	15	49	12,540	10,810	3,535	5,300	12,964
Denmark	75	110	184	192	210	34,582	50,024	70,025	59,827	63,509
Poland (including Danzig)	10	23	2,985	6,580
Germany	866	749	1,036	1,139	1,002	3,10,142	2,14,897	2,97,759	2,90,814	2,40,084
Netherlands	577	534	788	678	535	2,62,184	2,31,074	3,16,303	2,45,600	1,86,464
Belgium	1,539	1,240	1,195	1,132	1,109	5,79,040	4,37,459	4,09,978	3,44,002	2,72,910
France	195	192	232	214	199	76,899	66,227	73,078	59,960	57,874
Spain	51	59	34	60	163	14,650	16,850	10,374	13,352	33,540
Italy (including Trieste)	63	55	82	35	83	23,823	17,485	27,313	22,307	24,037
Greece (including Crete)	5	11	10	25	13	1,640	3,300	3,000	7,129	4,060
Japan	1,432	1,187	1,578	1,518	1,792	6,26,636	4,41,935	5,01,485	4,34,919	4,65,141
United States of America— Fid Atlantic Coast	572	385	445	668	466	2,12,366	1,43,711	1,67,982	2,27,897	1,31,163
“ Pacific “	129	57	95	185	105	34,308	16,513	25,431	32,749	31,777
Other Foreign Countries	5	3	23	11	13	2,061	3,034	7,750	3,575	3,393
TOTAL FOREIGN COUNTRIES	5,590	4,668	5,737	5,900	5,801	21,91,769	16,53,369	19,25,795	17,56,897	15,34,620
Share of Bengal	48	54	19	67	200	12,350	15,000	4,870	12,910	35,440
“ Madras	6,480	6,874	7,123	7,324	6,325	25,33,403	20,23,446	23,97,053	21,89,473	18,79,719
TOTAL	6,496	6,728	7,141	7,291	7,025	25,51,252	20,43,446	24,01,923	22,02,383	19,15,159
Fish (excluding canned fish)—										
Malta, dry, unsalted (F. A.)— Ceylon (excluding Maldives)	Cwts. 66,708	Cwts. 81,331	Cwts. 107,025	Cwts. 84,952	Cwts. 89,749	10,91,929	12,98,210	15,63,180	12,18,943	13,20,309
Straits Settlements	1,242	702	861	299	2,369	42,041	26,955	10,962	3,919	21,337
Hongkong	3,243	4,514	2,078	1,111	963	1,57,780	2,05,637	76,678	43,303	40,550
Union of South Africa	1,035	805	665	1,150	933	42,798	26,938	19,071	29,798	23,765
Zanzibar and Pemba	3	225	1	1	..	59	7,337	25	22
Mauritius and Dependencies	3,647	3,334	3,322	3,716	2,097	1,09,309	89,636	70,332	73,972	39,360
Other British Possessions	191	69	82	60	109	5,738	1,704	1,393	1,556	1,433
TOTAL BRITISH EMPIRE	76,069	91,768	113,768	91,389	96,221	14,50,053	16,49,239	17,43,558	13,71,516	14,46,831

GENERAL EXPORTS

(528)

INDIAN MERCHANDISE

No. 11—continued

ARTICLES, AND COUNTRIES OF FINAL DESTINATION; ALSO SHARE OF EACH PROVINCE	QUANTITY					VALUE				
	1930-31	1931-32	1932-33	1933-34	1934-35	1930-31	1931-32	1932-33	1933-34	1934-35
Fish (excluding canned fish)—continued										
<i>Fish, dry, unsalted (I. A)—continued</i>										
Native States in Arabia, other than Market Territory and Trucial Oman	Cwts. 135	Cwts. 113	Cwts. 47	Cwts. 16	Cwts. 39	4,467	5,100	1,515	600	1,120
Siam	167	63	59	21	..	5,255	2,330	2,200	696	..
China (exclusive of Hongkong and Macao)	100	54	34	36	..	5,000	2,500	1,836	670	..
Portuguese East Africa	639	566	313	553	456	20,137	15,386	8,247	17,092	11,700
Other Foreign Countries	125	23	12	15	..	4,425	725	350	234	..
TOTAL FOREIGN COUNTRIES	1,166	819	515	642	525	39,314	26,041	14,148	20,102	12,630
<i>Share of Bengal</i>	16	471	..
" Bombay	6,354	6,628	4,291	5,651	3,759	2,07,112	1,53,353	1,04,333	1,10,331	69,591
" Sind	3,797	4,177	1,785	1,391	1,552	1,79,790	1,93,313	77,432	55,710	46,120
" Madras	65,612	30,633	105,867	34,165	39,133	19,57,330	12,73,290	15,40,532	12,12,374	12,16,179
" Burma	942	1,121	1,936	303	2,197	39,315	40,909	60,354	12,332	19,001
TOTAL	77,235	92,607	114,278	92,321	96,746	14,89,367	16,75,280	17,62,708	13,91,708	14,50,715
<i>Fish, dry, salted (I. A)—</i>										
Ceylon (excluding Maldives)	Cwts. 184,130	Cwts. 140,135	Cwts. 92,334	Cwts. 123,250	Cwts. 134,700	42,52,151	28,54,775	19,35,428	23,21,214	22,32,791
Straits Settlements	715	431	367	973	1,164	14,365	8,753	9,415	14,516	20,379
Other British Possessions	239	211	197	45	45	6,226	4,032	4,367	985	1,230
TOTAL BRITISH EMPIRE	185,074	140,777	92,938	123,268	135,909	42,71,242	28,67,625	19,49,210	23,36,715	23,54,411
TOTAL FOREIGN COUNTRIES	78	25	56	92	40	1,537	1,145	1,038	2,164	1,255
<i>Share of Bengal</i>	130	67	45	23	43	4,367	3,237	1,535	952	1,316
" Bombay	169	135	111	225	49	2,217	2,340	1,978	2,365	1,230
" Sind	23,553	26,874	29,352	33,742	32,153	10,35,333	7,45,090	7,41,457	8,40,100	7,53,914
" Madras	150,724	114,903	63,300	91,403	102,563	31,63,119	21,13,023	11,95,960	14,32,015	14,90,133
" Burma	531	323	336	947	1,137	11,247	6,061	9,371	12,947	19,711
TOTAL	185,152	140,802	92,994	123,369	135,949	42,72,329	28,68,770	19,50,248	23,38,879	23,65,666
<i>Fishmeats and Sharkfins (I. A)—</i>										
United Kingdom (including Channel Islands)	Cwts. 1,677	Cwts. 845	Cwts. 1,018	Cwts. 1,366	Cwts. 956	3,04,370	1,29,481	1,32,538	1,76,194	1,20,314
Ceylon (excluding Maldives)	15	75	96	209	432	1,150	4,900	3,060	9,290	22,010
Straits Settlements	1,323	1,739	2,080	2,001	2,019	1,51,414	1,39,991	1,53,112	1,33,305	1,09,341
Hongkong	4,441	4,324	3,990	3,727	3,351	5,45,321	5,53,234	4,99,239	3,65,363	3,43,700
Other British Possessions	26	..	20	15	33	1,300	..	1,640	1,230	1,630
TOTAL BRITISH EMPIRE	7,082	7,538	7,204	7,318	7,841	10,04,255	8,14,536	7,90,289	6,90,432	6,97,001
China (exclusive of Hongkong and Macao)	48	24	..	12	29	3,600	4,000	..	600	2,53
United States of America—										
Via Atlantic Coast	196	7,330
Other Foreign Countries	10	6	1	1	..	500	100	150	100	..
TOTAL FOREIGN COUNTRIES	254	30	1	13	29	16,450	4,100	150	700	2,53
<i>Share of Bengal</i>	135	106	72	124	52	14,053	22,737	5,900	9,240	4,53
" Bombay	2,349	1,972	2,024	1,406	1,662	3,25,040	2,32,466	3,02,095	2,17,035	1,33,46
" Sind	2,461	2,294	1,764	1,733	1,513	3,16,755	2,33,466	2,67,608	1,39,425	1,96,16
" Madras	1,043	1,222	1,409	1,660	1,755	1,10,965	1,14,330	1,17,394	1,39,480	1,19,51
" Burma	2,259	1,377	1,936	2,348	2,336	2,53,352	1,33,933	1,23,544	1,42,952	1,01,01
TOTAL	8,236	7,563	7,205	7,331	7,370	10,20,705	8,18,686	7,90,439	6,91,132	6,90,1

No. 11—continued

ARTICLES AND COUNTRIES OF FINAL DESTINATION; ALSO SHARE OF EACH PROVINCE	QUANTITY					VALUE				
	1930-31	1931-32	1932-33	1933-34	1934-35	1930-31	1931-32	1932-33	1933-34	1934-35
						R	R	R	R	R
Fish (excluding canned Fish)—concluded										
<i>Fish, wet, salted (ngapi) (K. A.)—</i>	Cwts.	Cwts.	Cwts.	Cwts.	Cwts.					
Ceylon (excluding Maldives)	7,202	9,624	6,720	10,261	11,020	50,382	61,217	67,200	65,406	88,048
Straits Settlements	7	75
TOTAL BRITISH EMPIRE . . .	7,202	9,624	6,720	10,261	11,027	50,382	61,217	67,200	65,406	88,023
Share of Madras . . .	7,202	9,624	6,720	10,261	11,020	50,382	61,207	67,200	65,406	88,048
“ Burma	7	..	10	75
TOTAL . . .	7,202	9,624	6,720	10,261	11,027	50,382	61,217	67,200	65,406	88,023
Total Fish (excluding canned fish)—	Cwts.	Cwts.	Cwts.	Cwts.	Cwts.					
United Kingdom (including Channel Islands) . . .	1,701	880	1,080	1,402	972	8,05,398	1,30,480	1,82,883	1,77,094	1,21,404
Ceylon (excluding Maldives)	258,043	231,665	206,225	220,672	235,951	53,95,512	42,19,002	35,69,468	36,14,853	37,14,059
Straits Settlements . . .	3,730	2,922	2,798	3,373	5,559	2,08,320	1,62,704	1,78,499	1,56,740	1,51,138
Hongkong . . .	7,693	9,431	6,139	4,840	4,814	7,03,721	7,60,366	5,76,747	4,08,691	3,84,300
Union of South Africa . . .	1,040	805	668	1,157	958	48,046	26,988	19,371	29,998	24,516
Zanzibar and Pemba . . .	2	3	231	1	1	600	59	7,727	25	22
Mauritius and Dependencies	3,673	3,951	3,417	3,717	2,098	1,10,769	91,636	72,119	74,005	39,510
Other British Possessions . . .	395	65	112	74	145	8,566	1,482	3,453	2,668	2,923
TOTAL BRITISH EMPIRE . . .	276,327	249,722	220,620	235,236	250,498	67,75,932	53,92,617	45,55,267	44,64,069	44,37,866
Native States in Arabia, other than Maskat Territory and Trucial Oman . . .	135	113	47	17	39	4,467	5,100	1,515	610	1,120
Siam . . .	210	69	95	43	..	5,949	2,430	2,438	780	..
China (exclusive of Hongkong and Macao) . . .	148	78	84	48	39	18,600	6,500	1,936	1,270	2,584
Portuguese East Africa . . .	649	572	313	918	506	20,637	15,636	8,247	19,872	12,334
United States of America— Via Atlantic Coast . . .	196	7,350
Other Foreign Countries . . .	180	42	39	21	20	5,348	1,620	1,300	544	685
TOTAL FOREIGN COUNTRIES . . .	1,493	874	572	1,047	594	57,851	31,286	15,336	23,056	16,723
Share of Bengal . . .	265	263	117	183	95	18,630	25,044	7,435	17,603	6,146
“ Bombay . . .	9,372	3,675	7,026	7,232	5,470	5,34,409	4,48,769	4,08,408	3,30,181	2,59,211
“ Sind . . .	39,805	32,545	32,801	36,816	35,328	15,33,233	12,05,874	10,60,495	10,85,235	10,44,534
“ Madras . . .	224,680	205,792	176,996	187,789	204,475	43,92,407	35,61,253	29,21,036	28,92,275	30,04,760
“ Burma . . .	3,802	3,321	4,253	4,313	5,738	2,04,614	1,82,968	1,73,269	1,68,231	1,39,933
TOTAL . . .	277,825	250,596	221,192	236,283	251,092	68,33,283	54,23,903	45,70,693	44,87,125	44,54,589
Fodder, Bran, and Pollards (excluding oilcake)—										
<i>Rice bran (H. C.)—</i>	Tons	Tons	Tons	Tons	Tons					
United Kingdom (including Channel Islands) . . .	166,140	181,635	177,702	213,592	223,930	46,60,457	48,16,411	53,66,044	37,56,972	61,56,737
Irish Free State *	348	5,198
Ceylon (excluding Maldives)	1,390	1,532	2,083	2,415	2,926	42,587	44,702	60,498	62,154	73,558
Straits Settlements . . .	35,905	17,471	7,373	15,447	11,545	9,62,145	3,64,737	1,56,915	2,54,593	2,40,697
Federated Malay States . . .	12,776	8,653	1,287	5,850	2,851	3,14,800	2,38,897	33,602	94,675	49,139
Hongkong . . .	17,049	1,145	787	1,093	243	4,23,461	25,619	19,662	15,700	3,854
Other British Possessions	20	10	15	496	125	370
Total “ For orders ” Cargoes(a)	17,776	13,26,200
TOTAL BRITISH EMPIRE . . .	233,260	210,436	189,262	243,407	264,640	64,03,615	54,89,366	56,51,177	41,84,519	69,55,058

* Separately shown from 1933-34.

(a) Specified separately from 1934-35 and subject to subsequent adjustment.

GENERAL EXPORTS

(528)

INDIAN MERCHANDISE

No. 11—continued

ARTICLES AND COUNTRIES OF FINAL DESTINATION; ALSO SHARE OF EACH PROVINCE	QUANTITY					VALUE				
	1930-31	1931-32	1932-33	1933-34	1934-35	1930-31	1931-32	1932-33	1933-34	1934-35
Fodder, Bran, and Pollards (including oilcake)—continued										
Rice bran (H.O)—continued										
Sweden	502	8,878	..
Norway	1,539	2,567	2,609	682	452	31,371	82,122	87,401	9,319	12,000
Germany	11,691	44,373	20,867	1,055	3,251	2,84,431	10,11,451	6,67,416	14,637	96,000
Netherlands	2,350	3,593	2,829	150	318	81,057	2,35,584	90,619	2,211	24,000
Belgium	900	4,109	400	857	600	3,018	1,01,339	3,345	11,316	14,000
Sumatra	906	1,108	22,625	8,542
Siam	1,738	1,875	223	14	6	70,471	57,765	7,397	250	12,000
Other Foreign Countries	..	1	18	..	78	..	34	489	..	1,000
TOTAL FOREIGN COUNTRIES	18,324	62,523	27,036	3,260	5,205	4,94,783	14,96,807	8,62,167	44,608	1,32,000
Share of Bengal	..	34	534	179	273	..	639	11,936	3,323	1,000
" Bombay	34	5,978
" Madras	222	722	1,395	1,519	3,078	30,229	24,003	46,234	44,000	31,700
" Burma	259,791	272,143	214,475	244,969	267,295	63,87,968	69,69,999	64,51,863	41,31,454	163,21,322
TOTAL	251,584	272,969	216,238	248,667	262,845	68,88,296	90,86,283	65,12,244	42,29,127	69,34,000
Other sorts of Bran and Pollards (L.O)—										
United Kingdom (including Channel Islands)	398	306	3,359	28	..	31,680	35,924	3,14,000
Aden and Dependencies	533	573	409	403	683	41,063	22,330	29,063	28,235	45,400
Zairen Islands	172	93	143	205	92	12,397	5,640	6,575	14,050	5,900
Ceylon (including Maldives)	5,594	5,049	4,977	4,713	5,147	3,94,395	3,04,133	3,57,731	2,91,023	2,99,300
Straits Settlements	123	131	133	187	1,361	14,712	10,533	8,481	10,493	23,100
Anglo-Egyptian Sudan	..	410	26,460
Somaliand Protectorate	50	113	68	4,800	6,700	6,000
Mauritius and Dependencies	906	243	334	514	409	60,907	14,845	13,241	23,819	13,400
Other British Possessions	16	11	10	10	43	1,794	1,332	1,253	1,137	1,700
TOTAL BRITISH EMPIRE	7,449	6,623	6,477	6,533	11,099	5,31,095	4,08,533	4,61,609	4,09,633	7,14,400
Germany	..	209	150	..	1	144	7,025	5,150
Meski Territory and Trucial Oman	106	103	105	111	119	7,733	7,779	5,871	7,160	6,400
Other Native States in Arabia	459	236	19	30	62	66,503	19,377	1,556	2,365	2,600
Egypt	563	49	46,514	2,400
Other Foreign Countries	133	1	1	..	3	3,353	100	50	12	500
TOTAL FOREIGN COUNTRIES	1,268	629	275	141	229	131,237	34,281	12,621	9,537	12,100
Share of Bengal	1,497	1,994	1,443	1,323	1,093	1,48,740	1,14,364	90,697	93,721	73,200
" Bombay	970	333	463	191	133	1,34,433	37,214	46,433	18,736	19,300
" Sind	3,373	2,649	3,043	2,335	6,223	2,44,000	1,61,131	2,04,144	1,72,373	4,88,000
" Madras	2,602	2,150	1,893	1,334	1,357	1,33,979	1,17,734	1,23,333	1,26,517	1,21,200
" Burma	75	103	113	133	1,419	6,151	7,331	5,734	9,979	23,300
TOTAL	8,717	7,257	6,752	6,674	11,328	6,62,832	4,37,914	4,75,230	4,19,220	7,26,500
Rice meal and Dust (H.O)										
(a)—United Kingdom (including Channel Islands)	557	6	11,119	..
Straits Settlements
TOTAL BRITISH EMPIRE	557	6	11,119	..
TOTAL FOREIGN COUNTRIES	102	1,600	..
Share of Bengal	7	6	227	..
" Bombay
" Burma	95	1	12,492	..
TOTAL	650	6	12,719	..

(a) Separately recorded from 1933-34.

No. 11—continued

ARTICLES, AND COUNTRIES OF FINAL DESTINATION; ALSO SHARE OF EACH PROVINCE	QUANTITY					VALUE				
	1930-31	1931-32	1932-33	1933-34	1934-35	1930-31	1931-32	1932-33	1933-34	1934-35
	Tons	Tons	Tons	Tons	Tons	₹	₹	₹	₹	₹
Fodder, Bran and Pollards (excluding oilcake)—continued										
<i>Other sorts of Fodder (II. C)—</i>										
United Kingdom (including Channel Islands)	301	654	379	4,245	16,340	8,339	..	60
Ceylon (excluding Maldives)	384	300	5	3	164	61,310	87,068	248	330	11,176
Straits Settlements	210	81	6	7	9	20,921	4,818	820	188	1,312
Hongkong	431	11,600
Other British Possessions	1	..	1	..	1	60	..	50	..	103
TOTAL BRITISH EMPIRE	1,817	985	391	10	174	98,186	58,221	9,452	518	12,648
Germany	232	619	1,350	12	..	5,821	20,148	30,330	828	..
Philippines	71	70	..	16	15	11,544	11,800	..	1,200	1,200
Other Foreign Countries	2	..	15	117	14	261	..	817
TOTAL FOREIGN COUNTRIES	303	689	1,352	27	30	17,482	31,962	30,591	2,028	2,017
<i>Share of Bengal</i>	<i>820</i>	<i>1,142</i>	<i>1,736</i>	<i>21</i>	<i>15</i>	<i>97,362</i>	<i>75,537</i>	<i>39,194</i>	<i>1,640</i>	<i>1,350</i>
" Bombay	4	10	22	71	6	618	338	2,217
" Sind	1	1	3	11	14	58	30	72
" Madras	3	164	117	11,026
" Burma	798	532	2	5	..	18,067	14,626	173	36	..
TOTAL	1,620	1,674	1,743	37	204	1,15,618	90,183	40,043	2,541	14,665
Total Fodder, Bran, and Pollards (excluding oilcake)—	Tons	Tons	Tons	Tons	Tons					
United Kingdom (including Channel Islands)	166,441	182,289	178,479	219,545	232,301	46,64,727	48,31,761	54,06,063	38,03,915	64,71,926
Irish Free State	348	5,108
Aden and Dependencies	563	573	409	408	683	41,065	33,830	29,058	28,235	45,448
Bahrain Islands	172	93	144	205	92	12,897	5,640	9,626	14,050	5,962
Ceylon (excluding Maldives)	7,308	6,881	7,065	7,136	8,237	4,98,792	3,85,608	4,27,462	3,53,509	3,84,300
Straits Settlements	36,248	17,633	7,517	15,641	12,915	9,07,778	3,80,038	1,66,216	2,65,669	2,70,104
Federated Malay States	12,779	8,653	1,287	5,851	2,352	3,15,045	2,38,897	38,562	94,735	49,187
Hongkong	17,470	1,145	798	1,093	283	4,35,061	25,619	19,848	15,700	4,454
Somaland Protectorate	50	113	68	4,800	6,700	6,600
Anglo-Egyptian Sudan	410	26,460
Mauritius and Dependencies	906	243	354	624	424	60,907	14,845	18,737	23,944	19,043
Other British Possessions	14	11	9	9	8	1,674	1,382	1,072	1,077	1,208
Total "For orders," Cargoes (c)	17,776	3,26,200
TOTAL BRITISH EMPIRE	242,026	218,049	196,130	260,507	275,919	70,32,746	59,51,120	61,23,238	46,05,834	75,83,930
Sweden	504	6,938	..
Norway	1,539	2,567	2,699	682	452	31,271	82,182	87,401	9,319	12,616
Germany	11,925	45,191	32,367	1,067	3,252	2,90,396	10,38,624	7,02,896	15,465	89,106
Netherlands	2,250	3,593	2,829	150	818	81,057	2,35,584	90,619	2,211	20,374
Belgium	200	4,109	400	937	600	3,918	1,01,339	8,845	12,808	10,040
Maskat Territory and Trucial Oman	106	103	105	111	122	7,744	7,793	5,874	7,160	6,518
Other Native States in Arabia	459	226	19	30	52	68,508	19,377	1,550	2,365	2,655
Sumatra	908	1,105	23,635	8,542
Siam	1,739	1,876	224	14	6	70,541	57,865	7,447	250	120
Philippines	71	70	..	15	15	11,544	11,800	..	1,200	1,200
Egypt	565	1	57	46,514	84	2,797
Other Foreign Countries	135	..	20	..	90	8,394	..	747	12	1,989
TOTAL FOREIGN COUNTRIES	19,896	63,841	28,663	3,530	5,464	6,48,522	15,68,140	9,05,379	57,778	1,47,418

* Separately shown from 1933-34.

(a) Specified separately from 1934-35 and subject to subsequent adjustment.

GENERAL EXPORTS

(530)

INDIAN MERCHANDISE

No. 11—continued

ARTICLE'S AND COUNTRIES OF FINAL DESTINATION; ALSO SHARE OF EACH PROVINCE	QUANTITY					VALUE				
	1930-31	1931-32	1932-33	1933-34	1934-35	1930-31	1931-32	1932-33	1933-34	1934-35
Fodder, Bran, and Pollards (excluding oilcake)—concluded										
Total Fodder, Bran, and Pol- lards (excluding oilcake) —continued	Tons	Tons	Tons	Tons	Tons	Rs	Rs	Rs	Rs	Rs
Share of Bengal	2,517	2,156	2,712	2,129	1,985	2,46,092	1,82,901	1,40,217	99,181	12,318
" Bombay	270	322	550	201	144	1,24,553	27,279	52,122	17,560	11,212
" Sind	2,272	2,610	2,043	2,528	6,221	2,44,011	1,61,145	2,04,197	1,72,308	4,174
" Madras	2,427	2,242	2,292	2,252	4,097	1,69,422	1,42,322	1,72,717	1,70,297	1,212
" Burma	251,574	272,721	214,290	245,292	262,916	62,92,122	69,22,200	64,57,764	62,02,281	69,212
TOTAL	261,221	281,290	224,798	254,027	281,222	76,76,262	75,14,200	70,22,617	46,62,607	77,212
Fruits and Vegetables—										
Fresh Fruits and Vego- tables—										
Fresh fruits—	No.	No.	No.	No.	No.					
Coconuts (L. B)—										
TOTAL BRITISH EMPIRE	20,666	11,220	1,050	2,799	900	1,172	241	100	200	4
Iraq	102,000	102,000	102,204	202,200	152,650	7,210	2,042	7,142	2,022	2,212
Other Foreign Countries	42,572	6,000	6,220	17,440	22,070	2,227	402	202	617	2
TOTAL FOREIGN COUNTRIES	147,572	112,000	111,424	222,640	184,720	10,127	7,246	7,222	2,279	2,212
Share of Bengal	6,700	11,120	700	2,120	700	622	222	200	177	4
" Bombay	112,242	124,220	102,224	127,220	117,220	2,221	2,222	7,122	7,022	2,212
" Sind	21,200	10,220	4,210	27,220	22,220	1,202	700	612	1,272	2
" Madras	22,220	1,200	1,200	11,200	22,120	622	20	70	274	1
TOTAL	162,222	127,120	112,424	222,620	182,620	11,212	2,127	7,712	2,479	2,212
Others (L. B)—										
United Kingdom (including Channel Islands)	—	—	—	—	—	5,222	4,222	24,272	24,222	2,212
Aden and Dependencies	—	—	—	—	—	22,724	22,222	20,121	22,222	12,212
Bahrain Islands	—	—	—	—	—	1,074	5,222	6,722	14,222	2,212
Ceylon (including Maldives)	—	—	—	—	—	12,222	10,721	5,222	2,440	2,212
Straits Settlements	—	—	—	—	—	21,077	14,277	6,222	2,712	2,212
Federated Malay States	—	—	—	—	—	2,222	2,724	122	142	2,212
Other British Possessions	—	—	—	—	—	1,722	2,274	2,210	1,200	2,212
TOTAL BRITISH EMPIRE	—	—	—	—	—	52,422	72,011	62,607	72,022	72,212
France	—	—	—	—	—	1,702	2,102	12,021	1,72,270	2,212
Mandate Territory and Trust Oman	—	—	—	—	—	2,211	6,424	7,240	21,022	2,212
Other Native States in Arabia	—	—	—	—	—	1,121	220	222	2,220	2,212
Iraq	—	—	—	—	—	42,022	22,072	22,207	22,222	2,212
Iran	—	—	—	—	—	4,222	2,221	4,222	10,122	2,212
Henjam Islands	—	—	—	—	—	27,222	22,214	22,220	40,420	2,212
Other Foreign Countries	—	—	—	—	—	247	220	240	2,222	2,212
TOTAL FOREIGN COUNTRIES	—	—	—	—	—	62,020	72,214	1,22,227	2,12,024	1,212
Share of Bengal	—	—	—	—	—	2,222	1,240	1,712	220	2,212
" Bombay	—	—	—	—	—	1,22,220	1,12,272	1,22,172	2,72,200	1,212
" Sind	—	—	—	—	—	1,222	1,022	1,107	2,122	2,212
" Madras	—	—	—	—	—	44,472	22,201	12,220	12,722	2,212
" Burma	—	—	—	—	—	212	402	240	2,221	2,212
TOTAL	—	—	—	—	—	1,72,242	1,22,222	1,22,224	2,01,220	1,212

No. 11—continued

ARTICLES, AND COUNTRIES OF FINAL DESTINATION; ALSO SHARE OF EACH PROVINCE	QUANTITY					VALUE				
	1930-31	1931-32	1932-33	1933-34	1934-35	1930-31	1931-32	1932-33	1933-34	1934-35
						R	R	R	R	R
Fruits and Vegetables— continued										
Fresh Fruits and Vegetables —continued										
Fresh vegetables of all kinds— Onions (L. B)—	Cwts.	Cwts.	Cwts.	Cwts.	Cwts.					
Aden and Dependencies . . .	1,140	2,372	2,595	676	255	7,736	15,388	15,199	2,047	1,519
Ceylon (excluding Maldives)	515,796	468,317	578,298	495,659	613,710	20,56,771	12,10,870	13,76,482	12,73,968	13,17,972
Straits Settlements . . .	241,457	291,322	217,821	188,675	155,476	10,40,328	11,67,644	8,99,538	5,95,787	6,68,479
Federated Malay States . . .	27,489	27,066	15,841	18,327	17,950	1,35,708	1,29,088	77,193	65,856	90,385
Hongkong . . .	3,899	6,274	18,539	6,747	4,159	14,837	21,769	73,718	29,000	23,245
Zanzibar and Pemba . . .	5,082	6,276	12,052	3,732	4,560	35,660	40,257	59,305	18,072	23,719
Kenya Colony . . .	2,603	2,779	2,627	2,227	2,354	20,259	24,923	14,647	12,155	13,723
Tanganyika Territory . . .	1,950	1,681	2,565	1,243	1,295	13,158	10,595	11,591	5,442	5,891
Mauritius and Dependencies	2,659	2,509	1,571	..	898	15,494	15,830	7,681	..	3,783
Seychelles . . .	1,279	1,073	1,441	1,405	1,500	5,970	4,744	6,186	6,227	7,317
Other British Possessions . . .	154	383	302	31	127	598	1,242	1,707	220	485
TOTAL BRITISH EMPIRE	803,608	810,052	853,647	668,721	8,02,370	33,46,519	26,42,940	25,36,192	20,09,374	21,55,508
Native States in Arabia other than Muskat Territory and Trucial Oman . . .	67	905	656	27	189	317	5,204	3,305	139	929
Portuguese East Africa . . .	1,532	2,180	2,625	2,502	1,529	9,260	15,000	12,280	9,276	6,845
Other Foreign Countries . . .	2,013	767	1,655	383	737	9,618	3,514	5,427	1,467	2,399
TOTAL FOREIGN COUNTRIES	2,662	4,852	4,936	2,912	2,455	19,195	23,718	20,962	10,882	10,073
Share of Bengal . . .	216	493	1,807	2,833	630
" Bombay . . .	186,543	154,655	195,233	130,742	160,323	7,27,122	5,79,903	7,31,755	5,21,410	6,50,165
" Sind . . .	2,190	1,303	2,670	621	2,967	3,973	5,122	3,595	2,161	9,883
" Madras . . .	618,220	658,553	660,675	534,333	641,519	28,27,800	20,78,945	18,16,804	14,93,676	15,05,423
" Burma . . .	1	337	..	12	3,009	..
TOTAL	807,170	814,904	858,583	668,638	804,734	33,65,714	23,66,658	25,57,154	20,20,256	21,66,181
Other kinds (L. B)—										
Aden and Dependencies . . .	—	—	—	—	—	186	605	560	14,699	315
Bahrain Islands . . .	—	—	—	—	—	2,563	2,501	15,734	8,789	5,176
Ceylon (excluding Maldives) . . .	—	—	—	—	—	4,20,507	4,21,609	4,48,806	3,76,180	4,10,674
Straits Settlements . . .	—	—	—	—	—	4,434	17,546	5,129	24,708	3,998
Other British Possessions . . .	—	—	—	—	—	9,493	11,959	5,927	9,914	3,611
TOTAL BRITISH EMPIRE	—	—	—	—	—	4,43,188	4,54,220	4,75,646	4,34,290	4,23,764
Muskat Territory and Trucial Oman . . .	—	—	—	—	—	3,147	3,343	4,229	6,455	7,843
Iraq . . .	—	—	—	—	—	59,119	54,916	61,588	59,661	40,030
Henjam Islands . . .	—	—	—	—	—	10,190	5,457	8,479	20,419	23,622
United States of America— Via Atlantic Coast . . .	—	—	—	—	—	..	6,786	..	800	..
Other Foreign Countries . . .	—	—	—	—	—	7,770	777	1,816	7,997	5,577
TOTAL FOREIGN COUNTRIES	—	—	—	—	—	80,226	71,229	76,112	92,332	77,072
Share of Bengal . . .	—	—	—	—	—	32,165	9,624	308	6,401	12,189
" Bombay . . .	—	—	—	—	—	31,121	27,036	24,521	43,167	44,977
" Sind . . .	—	—	—	—	—	1,11,093	90,899	1,58,547	100,524	65,506
" Madras . . .	—	—	—	—	—	3,43,935	3,69,802	3,61,719	344,356	3,77,310
" Burma . . .	—	—	—	—	—	100	28,938	12,165	36,874	754
TOTAL	—	—	—	—	—	5,23,414	5,25,449	5,51,758	5,26,622	5,00,836

ARTICLES, AND COUNTRIES OF FINAL DESTINATION; ALSO SHARE OF EACH PROVINCE	QUANTITY					VALUE				
	1930-31	1931-32	1932-33	1933-34	1934-35	1930-31	1931-32	1932-33	1933-34	1934-35
Fruits and Vegetables—continued										
Fresh Fruits and Vegetables—continued										
Total Value of Fresh Fruits and Vegetables—										
United Kingdom (including Channel Islands)	—	—	—	—	—	6,941	7,188	26,247	26,266	7,000
Aden and Dependencies	—	—	—	—	—	24,666	41,581	24,920	40,071	24,500
Bahrain Islands	—	—	—	—	—	4,252	7,806	22,222	22,221	17,000
Ceylon (excluding Maldives)	—	—	—	—	—	24,06,914	16,92,200	18,30,400	16,59,674	17,02,000
Straits Settlements	—	—	—	—	—	10,79,739	11,09,467	9,10,022	6,24,222	6,02,000
Federated Malay States	—	—	—	—	—	1,41,769	1,25,569	72,568	68,561	70,000
Hongkong	—	—	—	—	—	14,878	21,020	72,612	29,078	21,000
Zanzibar and Pemba	—	—	—	—	—	26,265	40,429	22,275	12,272	21,000
Kenya Colony	—	—	—	—	—	22,272	26,417	17,065	14,127	14,000
Tanganyika Territory	—	—	—	—	—	12,208	10,998	12,219	8,212	6,000
Mauritius and Dependencies	—	—	—	—	—	20,029	16,580	9,080	25	1,000
Seychelles	—	—	—	—	—	7,219	4,224	6,166	6,251	7,000
Other British Possessions	—	—	—	—	—	1,222	2,022	1,222	2,279	1,000
TOTAL BRITISH EMPIRE	—	—	—	—	—	22,77,271	21,72,012	20,78,525	25,22,726	22,54,500
France	—	—	—	—	—	1,705	2,212	22,061	1,72,279	1,000
Mascat Territory and Trucial Oman	—	—	—	—	—	7,244	11,146	12,222	22,277	22,000
Other Native States in Arabia	—	—	—	—	—	2,222	2,222	4,222	10,222	2,000
Iraq	—	—	—	—	—	1,10,222	1,02,222	1,22,222	1,22,222	1,02,000
Iran	—	—	—	—	—	14,222	2,222	5,222	12,017	12,000
Hanjam Islands	—	—	—	—	—	27,222	22,271	21,212	61,102	62,000
Portuguese East Africa	—	—	—	—	—	2,222	16,000	12,222	2,222	2,000
United States of America—										
Via Atlantic Coast	—	—	—	—	—	—	6,722	22	2,222	—
Other Foreign Countries	—	—	—	—	—	2,500	1,522	600	2,207	2,000
TOTAL FOREIGN COUNTRIES	—	—	—	—	—	1,96,617	1,77,807	2,26,029	4,22,557	2,14,122
Share of Bengal	—	—	—	—	—	27,222	16,727	2,222	6,222	12,277
Bombay	—	—	—	—	—	2,22,222	7,22,222	2,22,222	2,22,222	2,22,222
Madras	—	—	—	—	—	1,22,222	27,222	1,22,222	1,22,222	27,222
Orissa	—	—	—	—	—	22,222	21,222	21,222	21,222	21,222
Bihar	—	—	—	—	—	222	22,222	22,222	22,222	2,222
TOTAL	—	—	—	—	—	40,72,022	32,50,219	22,02,424	29,42,222	22,02,222
Fruits and vegetables: dried, salted or preserved—										
All sorts (I. B)—										
United Kingdom (including Channel Islands)	556	222	201	605	762	2,00,227	1,29,222	1,55,222	4,22,750	2,22,000
Gibraltar	—	—	2	—	—	—	—	11,222	—	—
Palestine	11	4	22	20	18	1,272	704	2,224	2,222	2,100
Aden and Dependencies	125	142	147	149	121	22,116	41,642	21,242	27,722	22,222
Bahrain Islands	22	22	27	25	2	7,222	2,722	2,272	4,222	1,722
Ceylon (excluding Maldives)	1,260	2,010	2,122	2,222	2,222	2,55,722	2,24,222	2,22,722	2,22,222	2,22,222
Straits Settlements	657	1,222	624	900	477	1,12,222	2,12,222	1,12,222	1,54,222	72,100
Federated Malay States	202	201	102	207	69	22,722	22,222	20,122	22,002	14,222
Hongkong	29	76	149	122	65	17,004	41,622	61,241	46,722	24,222
Union of South Africa	222	211	149	210	210	27,621	22,212	12,144	17,122	16,222
Zanzibar and Pemba	12	17	16	14	24	2,242	10,724	2,222	6,222	10,222
Kenya Colony	11	14	14	12	5	6,242	6,222	6,024	2,222	2,222
Anglo-Egyptian Sudan	17	14	12	22	2	4,022	4,102	2,222	2,002	1,222
Mauritius and Dependencies	22	22	71	22	24	2,444	12,102	7,242	2,222	2,222

No. 11—continued

ARTICLES, AND COUNTRIES OF FINAL DESTINATION ; ALSO SHARE OF EACH PROVINCE	QUANTITY					VALUE				
	1930-31	1931-32	1932-33	1933-34	1934-35	1930-31	1931-32	1932-33	1933-34	1934-35
Fruits and Vegetables— continued						R	R	R	R	R
<i>Fruits and vegetables: dried, salted or preserved—contd.</i>										
All sorts (L.B.)—continued	Tons	Tons	Tons	Tons	Tons					
Canada—										
<i>Vid Atlantic Coast . . .</i>	4	1	7	6	17	3,271	625	11,092	5,984	13,185
<i>" Pacific " . . .</i>	2	1	..	2,750	625	..
Commonwealth of Australia	5	18	21	18	26	805	2,912	3,345	2,607	9,155
New Zealand	1	..	2	15	..	318	80	3,974	15,527	80
Fiji Islands	76	36	52	66	26	7,883	3,376	5,895	5,999	2,622
Other British Possessions .	3	15	6	27	7	3,969	5,662	2,475	3,372	2,707
TOTAL BRITISH EMPIRE	3,955	4,449	3,892	5,300	5,190	7,52,818	7,87,266	7,14,373	11,59,323	8,32,088
Sweden	1	7	7	..	134	400	1,949	3,765
Danmark	6	36	3	5	23	331	6,118	626	483	2,324
Germany	279	212	180	166	221	95,775	53,180	41,076	23,391	62,931
Netherlands	16	15	12	54	71	3,469	2,335	1,644	22,273	27,867
Belgium	23	23	50	70	147	24,674	30,790	35,640	64,830	1,06,061
France	429	311	185	413	234	2,79,459	3,16,906	62,846	2,30,413	1,05,807
Italy (including Fiume) . .	339	344	456	212	339	71,803	53,970	75,145	37,232	1,27,933
Syria	47	113	62	49	61	3,368	20,051	11,908	6,330	11,156
Turkey, Asiatic	5	..	10	3	514	800	..	1,750	600	42,961
Mesopotamian Territory and Trucial Oman	231	109	321	193	100	35,373	21,513	43,168	21,131	10,299
Other Native States in Arabia	243	204	173	204	116	49,397	46,406	27,833	27,423	16,674
Iraq	393	757	1,733	357	774	1,43,209	1,14,335	2,39,795	1,02,735	93,732
Iran	133	104	336	71	130	23,705	13,930	43,231	9,734	21,007
EGYPT	901	466	612	637	533	1,51,277	65,010	95,166	39,545	68,214
Italian East Africa (Somal- land and Eritrea)	19	24	32	36	23	6,970	5,094	7,165	6,204	5,137
United States of America—										
<i>Vid Atlantic Coast . . .</i>	1,601	2,343	1,443	4,040	5,463	20,22,400	32,15,366	19,70,040	46,26,202	57,02,822
<i>" Pacific "</i>	146	210	200	407	562	2,16,718	3,20,608	2,61,908	5,03,565	6,54,909
Other Foreign Countries .	31	19	49	55	32	9,307	9,190	13,163	13,147	7,303
TOTAL FOREIGN COUNTRIES	5,392	5,324	5,663	7,479	9,955	31,40,030	43,93,561	29,32,514	57,97,847	70,76,397
Share of Bengal	1,943	1,831	2,203	2,349	3,261	2,53,450	2,49,965	2,84,433	2,12,722	2,30,915
<i>" Bombay</i>	1,196	1,361	1,633	2,345	1,943	3,73,526	3,53,332	3,94,058	10,14,291	8,31,371
<i>" Sind</i>	43	35	66	506	624	7,533	4,996	7,074	1,92,726	2,62,314
<i>" Madras</i>	5,503	6,915	5,357	7,193	9,294	31,59,376	50,42,931	29,49,733	54,52,479	65,30,453
<i>" Burma</i>	631	241	91	330	23	1,03,453	29,603	11,564	44,952	3,407
TOTAL	9,347	10,333	9,755	12,779	15,145	39,01,843	56,30,827	36,46,887	69,57,170	79,08,465
Total value of Fruits and Vegetables—										
United Kingdom (including Channel Islands)	—	—	—	—	—	2,07,773	1,37,071	1,31,943	4,65,016	4,02,516
Gibraltar	—	—	—	—	—	11,251	6	6
Palestine	—	—	—	—	—	1,275	764	3,294	3,335	5,141
Aden and Dependencies . .	—	—	—	—	—	72,772	33,224	66,275	67,329	45,347
Bahrein Islands	—	—	—	—	—	12,241	11,536	32,406	23,270	3,361
Ceylon (excluding Maldives)	—	—	—	—	—	27,52,709	18,36,522	20,67,452	20,42,236	19,33,903
Straits Settlements	—	—	—	—	—	11,95,962	14,11,765	10,24,740	7,30,410	7,57,231
Federated Malay States . .	—	—	—	—	—	1,30,531	1,38,773	93,721	66,569	1,07,794
Hongkong	—	—	—	—	—	32,732	63,606	1,35,153	75,363	47,613
Union of South Africa . . .	—	—	—	—	—	23,241	24,313	13,239	17,173	17,135
Zanzibar and Pemba	—	—	—	—	—	45,363	51,133	62,360	24,322	34,003
Kenya Colony	—	—	—	—	—	23,715	33,315	23,139	13,121	17,965
Tanganyika Territory	—	—	—	—	—	16,015	13,393	13,406	3,239	7,324
Anglo-Egyptian Sudan	—	—	—	—	—	5,056	5,600	3,755	5,765	2,566
Mauritius and Dependencies	—	—	—	—	—	25,473	29,696	17,322	5,263	10,153
Seychelles	—	—	—	—	—	3,729	6,193	7,336	6,912	3,377

GENERAL EXPORTS

INDIAN MERCHANDISE

(534)

No. 11—continued

ARTICLES, AND COUNTRIES OF FINAL DESTINATION; ALSO SHARE OF EACH PROVINCE	QUANTITY					VALUE				
	1930-31	1931-32	1932-33	1933-34	1934-35	1930-31	1931-32	1932-33	1933-34	1934-35
Fruits and Vegetables— concluded										
<i>Total value of Fruits and Vegetables—continued</i>										
Canada—										
<i>Via Atlantic Coast</i>	—	—	—	—	—	8,271	625	11,022	7,124	12,122
<i>" Pacific "</i>	—	—	—	—	—	2,750	625	..
Commonwealth of Australia	—	—	—	—	—	835	2,916	2,422	5,727	12,122
New Zealand	—	—	—	—	—	212	500	4,249	15,227	12,122
Fiji Islands	—	—	—	—	—	7,222	2,272	2,222	2,222	12,122
Other British Possessions	—	—	—	—	—	249	4,222	222	222	12,122
TOTAL BRITISH EMPIRE	—	—	—	—	—	42,222,122	22,222,222	27,222,222	22,222,122	22,222,122
Sweden	—	—	—	—	—	..	124	400	2,122	12,122
Denmark	—	—	—	—	—	221	2,112	222	422	12,122
Germany	—	—	—	—	—	22,222	22,222	21,112	22,222	22,222
Netherlands	—	—	—	—	—	2,422	2,222	1,222	22,222	22,222
Belgium	—	—	—	—	—	22,222	22,222	22,222	22,222	22,222
France	—	—	—	—	—	22,222,122	22,222,122	21,222,122	22,222,122	22,222,122
Italy (including Trieste)	—	—	—	—	—	21,222	22,222	22,222	22,222	22,222
Turkey Asiatic	—	—	—	—	—	200	..	1,222	222	22,222
Syria	—	—	—	—	—	2,222	22,222	21,222	2,222	12,122
Mesopotamian Territory and Trust Oman	—	—	—	—	—	22,222	22,222	22,222	22,222	22,222
Other Native States in Arabia	—	—	—	—	—	22,222	22,222	22,222	22,222	22,222
Iraq	—	—	—	—	—	22,222,122	22,222,122	22,222,122	22,222,122	22,222,122
Iran	—	—	—	—	—	22,222	22,222	22,222	22,222	22,222
Hanjam Islands	—	—	—	—	—	22,222	22,222	22,222	22,222	22,222
Egypt	—	—	—	—	—	22,222,122	22,222,122	22,222,122	22,222,122	22,222,122
Portuguese East Africa	—	—	—	—	—	22,222	22,222	22,222	22,222	22,222
Italian East Africa (Somal- land and Italian)	—	—	—	—	—	22,222	22,222	22,222	22,222	22,222
United States of America—										
<i>Via Atlantic Coast</i>	—	—	—	—	—	22,222,122	22,222,122	22,222,122	22,222,122	22,222,122
<i>" Pacific "</i>	—	—	—	—	—	2,222,122	22,222,122	22,222,122	22,222,122	22,222,122
Other Foreign Countries	—	—	—	—	—	2,222	2,422	12,222	12,222	22,222
TOTAL FOREIGN COUNTRIES	—	—	—	—	—	22,222,122	22,222,122	22,222,122	22,222,122	22,222,122
Share of Bengal	—	—	—	—	—	22,222,122	22,222,122	22,222,122	22,222,122	22,222,122
<i>" Bombay</i>	—	—	—	—	—	22,222,122	22,222,122	22,222,122	22,222,122	22,222,122
<i>" Sind</i>	—	—	—	—	—	22,222,122	22,222,122	22,222,122	22,222,122	22,222,122
<i>" Madras</i>	—	—	—	—	—	22,222,122	22,222,122	22,222,122	22,222,122	22,222,122
<i>" Burma</i>	—	—	—	—	—	22,222,122	22,222,122	22,222,122	22,222,122	22,222,122
TOTAL	—	—	—	—	—	22,222,122	22,222,122	22,222,122	22,222,122	22,222,122
Furniture and Cabinetware (III. G)—										
United Kingdom (including Channel Islands)	—	—	—	—	—	22,222	22,222	22,222	22,222	22,222
Ceylon (excluding Maldives)	—	—	—	—	—	22,222	22,222	22,222	22,222	22,222
Kenya Colony	—	—	—	—	—	22,222	22,222	22,222	22,222	22,222
Canada—										
<i>Via Atlantic Coast</i>	—	—	—	—	—	22,222	22,222	22,222	22,222	22,222
<i>" Pacific "</i>	—	—	—	—	—	22,222	22,222	22,222	22,222	22,222
Other British Possessions	—	—	—	—	—	22,222	22,222	22,222	22,222	22,222
TOTAL BRITISH EMPIRE	—	—	—	—	—	22,222,122	22,222,122	22,222,122	22,222,122	22,222,122

No. 11—continued—

ARTICLES, AND COUNTRIES OF FINAL DESTINATION; ALSO SHARE OF EACH PROVINCE	QUANTITY					VALUE				
	1930-31	1931-32	1932-33	1933-34	1934-35	1930-31	1931-32	1932-33	1933-34	1934-35
						₹	₹	₹	₹	₹
Furniture and Cabinetware (III. G)—continued										
Germany	—	—	—	—	—	1,325	3,444	4,590	6,760	1,592
Maskat Territory and Trucial Oman	—	—	—	—	—	2,414	2,451	2,255	3,052	5,336
Other Native States in Arabia	—	—	—	—	—	5,877	2,769	3,291	2,446	4,317
Iraq	—	—	—	—	—	12,268	4,794	2,111	757	1,972
Iran	—	—	—	—	—	1,19,045	1,301	235	1,556	1,479
Portuguese East Africa	—	—	—	—	—	6,330	1,060	1,600	949	540
United States of America— Vfd Atlantic Coast	—	—	—	—	—	33,790	13,195	12,635	10,080	15,604
“ Pacific “	—	—	—	—	—	1,562	310	485	76	335
Other Foreign Countries	—	—	—	—	—	15,631	14,896	13,001	8,717	15,996
TOTAL FOREIGN COUNTRIES	—	—	—	—	—	2,04,142	44,220	40,203	33,771	47,171
Share of Bengal	—	—	—	—	—	12,361	11,039	6,557	3,441	3,253
“ Bombay	—	—	—	—	—	2,71,653	1,05,807	70,553	56,981	70,143
“ Sind	—	—	—	—	—	20,144	9,660	10,195	7,533	12,144
“ Madras	—	—	—	—	—	32,267	27,213	33,631	24,253	26,740
“ Burma	—	—	—	—	—	13,599	14,739	8,923	4,284	6,870
TOTAL	—	—	—	—	—	3,56,034	1,69,507	1,30,119	98,547	1,17,755
Glass and Glassware (III. H)—										
Aden and Dependencies	—	—	—	—	—	3,339	4,015	5,138	2,702	1,800
Bahrain Islands	—	—	—	—	—	1,130	1,650	1,471	3,761	1,541
Ceylon (excluding Maldives)	—	—	—	—	—	10,434	6,150	14,525	6,330	9,045
Kenya Colony	—	—	—	—	—	3,517	3,577	800	2,054	2,585
Mauritius and Dependencies	—	—	—	—	—	2,746	3,386	1,547	280	150
Other British Possessions	—	—	—	—	—	21,371	12,032	7,629	7,325	12,036
TOTAL BRITISH EMPIRE	—	—	—	—	—	47,537	35,370	31,170	25,452	27,137
Japan	—	—	—	—	—	292	3,903	50
Other Foreign Countries	—	—	—	—	—	13,363	10,630	11,530	11,537	15,633
TOTAL FOREIGN COUNTRIES	—	—	—	—	—	13,655	10,630	11,530	20,440	15,633
Share of Bengal	—	—	—	—	—	2,535	2,390	6,450	11,274	4,013
“ Bombay	—	—	—	—	—	40,462	31,994	20,230	25,636	25,123
“ Sind	—	—	—	—	—	100	100	434	1,257	936
“ Madras	—	—	—	—	—	13,039	10,441	15,536	7,640	12,739
“ Burma	—	—	—	—	—	18	1,075	..	85	20
TOTAL	—	—	—	—	—	61,192	46,000	42,700	45,892	43,820
Grain, Pulse, and Flour— Barley (I. O)—										
United Kingdom (including Channel Islands)	Tons	Tons	Tons	Tons	Tons					
Ceylon (excluding Maldives)	52	64	65	71	46	5,262	5,193	4,328	4,631	3,941
Other British Possessions	30	17	25	31	33	4,165	3,360	3,345	3,692	7,346
TOTAL BRITISH EMPIRE	975	21,778	12,683	110	13,994	33,806	13,10,711	8,08,541	8,968	9,20,593

GENERAL EXPORTS

(536)

INDIAN MERCHANDISE

No. 11—continued

ARTICLES, AND COUNTRIES OF FINAL DESTINATION; ALSO SHARE OF EACH PROVINCE	QUANTITY					VALUE				
	1930-31	1931-32	1932-33	1933-34	1934-35	1930-31	1931-32	1932-33	1933-34	1934-35
Grain, Pulse, and Flour —continued						₹	₹	₹	₹	₹
Barley (I. C.)—continued	Tons	Tons	Tons	Tons	Tons					
Germany	1,139	3,392	74,352	2,14,521
Netherlands	790	347	47,430	26,820
Belgium	3,009	1,80,826
Market Territory and Trucial Oman	41	59	146	18	43	4,622	4,730	11,131	1,325	..
Other Native States in Arabia	14	10	8	..	23	2,175	743	243
Italian East Africa (Somaliland and Eritrea)	30	6,413
Other Foreign Countries	44	31	27	14	..	4,679	1,984	1,591	1,123	..
TOTAL FOREIGN COUNTRIES	159	5,068	3,915	33	131	17,894	3,16,075	2,43,611	2,468	..
Share of Bengal	4	61	11	13	39	361	4,139	1,373	1,132	1,000
" <i>Bombay</i>	1	66	9	13	29	633	19,376	1,761	2,439	1,000
" <i>Sind</i>	1,129	26,749	16,373	116	14,978	1,90,291	16,11,991	16,33,393	7,369	3,11,000
" <i>Madras</i>
" <i>Burma</i>	19
TOTAL	1,134	26,866	16,393	143	14,125	1,91,700	16,26,736	10,57,152	11,431	3,30,400
Jewelry and Beads (I. C.)—	Tons	Tons	Tons	Tons	Tons					
United Kingdom (including Channel Islands)	951	6	62,764	..	21	..
Aden and Dependencies	1,756	2,296	745	1,000	633	2,62,425	2,79,368	86,615	1,14,258	62,300
Ceylon (including Maldives)	129	57	53	37	23	15,647	6,063	4,914	3,000	1,600
Straits Settlements	61	22	20	25	20	11,569	6,300	4,697	4,002	3,100
Union of South Africa	68	7,492	275	373	257	200
Zanzibar and Pemba	100	101	70	67	73	26,005	22,252	15,967	12,343	14,100
Kenya Colony	142	179	146	134	130	37,036	41,656	30,376	26,936	27,000
Anglo-Egyptian Sudan	2,960	1,991	..	7	180	2,94,322	1,26,162	..	600
Socotra*	18	539	1,320	69,300
Other British Possessions	47	64	52	63	43	10,259	9,022	7,391	7,823	1,200
TOTAL BRITISH EMPIRE	2,391	7,621	3,921	1,354	1,391	3,61,049	7,23,994	3,54,435	1,72,029	1,63,100
Germany	184	18,404	6,596	9,795	11,86,445	5,55,572
Netherlands	1,023	24,207	1,266	53,626	15,89,912	1,14,092
Belgium	1,904	..	13	1,32,227	..	1,500	..
Italy (including Fiume)	25	57	50	70	6	3,410	4,316	4,022	6,595	200
Market Territory and Trucial Oman	277	322	361	337	243	40,322	43,151	30,410	27,313	24,200
Other Native States in Arabia	2,523	3,926	2,331	2,137	2,410	2,17,529	3,90,552	2,52,522	2,52,739	2,11,400
Iran	5	44	73	6	..	700	5,370	7,333	612	..
Italian East Africa (Somaliland and Eritrea)	91	1,339	419	30	77	12,975	1,66,846	41,454	2,153	7,471
French Somaliland	93	410	227	94	39	14,700	47,123	26,464	11,839	3,000
Other Foreign Countries	7	9	11	39	19	2,040	2,643	2,001	4,680	2,931
TOTAL FOREIGN COUNTRIES	4,246	50,832	12,439	3,723	2,709	4,55,113	36,24,621	10,34,022	3,08,531	2,49,600
Share of Bengal	1,132	693	123	..	4	60,795	36,422	6,732	30	673
" <i>Bombay</i>	3,923	26,326	12,351	4,924	3,635	7,14,697	40,31,344	11,99,053	4,70,435	2,37,076
" <i>Sind</i>	367	2,439	2,364	139	773	40,004	1,50,343	2,05,639	9,729	61,311
" <i>Madras</i>	6	756	..	42	36	163
" <i>Burma</i>	9	76	330	3,431
TOTAL	6,547	58,502	15,530	5,082	4,390	8,16,162	42,48,615	13,21,407	4,80,560	4,13,000

* Separately shown from 1933-34. Included in "Aden and Dependencies" up to 1932-33.

No. 11—continued

ARTICLES, AND COUNTRIES OF FINAL DESTINATION; ALSO SHARE OF EACH PROVINCE	QUANTITY					VALUE				
	1930-31	1931-32	1932-33	1933-34	1934-35	1930-31	1931-32	1932-33	1933-34	1934-35
Grain, Pulse, and Flour —continued										
<i>Mates (I. C.)—</i>	Tons	Tons	Tons	Tons	Tons	R	R	R	R	R
Seychelles	30	4	3	5,385	590	500
Other British Possessions . .	30	53	22	56	153	3,359	7,402	3,111	3,418	7,624
TOTAL BRITISH EMPIRE	60	57	25	56	153	8,694	7,992	3,611	3,418	7,624
Japan	50	2,393	1,246	94,395
Other Foreign Countries . .	16	31	13	19	48	1,783	3,058	1,476	1,699	3,611
TOTAL FOREIGN COUNTRIES	16	31	13	69	2,439	1,783	3,058	1,476	2,945	98,507
Share of Bengal	23	19	13	7	3	2,439	2,343	1,523	930	380
“ Bombay	41	53	20	33	37	6,084	7,015	2,709	2,333	4,770
“ Sind	13	11	5	3	10	1,304	787	543	740	762
“ Burma	3	..	37	2,537	..	400	4	2,360	39,769
TOTAL	76	63	33	125	2,592	10,477	11,050	5,037	6,363	1,06,131
<i>Oats (I. C.)—</i>	Tons	Tons	Tons	Tons	Tons					
Ceylon (excluding Maldives)	62	170	437	454	275	10,710	25,705	50,501	33,010	25,695
Mauritius and Dependencies	5	112	112	1,650	10,329	7,908
Other British Possessions . .	3	6	..	11	3	560	320	60	850	282
TOTAL BRITISH EMPIRE	70	176	437	577	220	12,920	26,325	50,561	49,089	33,885
TOTAL FOREIGN COUNTRIES	3	101	320	100	4,620
Share of Bengal	54	176	437	577	391	9,040	26,375	50,561	49,089	34,005
“ Bombay	19	100	4,200	250	4,500
TOTAL	73	176	437	577	491	13,240	26,625	50,561	49,089	38,505
<i>Pulse—</i>										
<i>Beans (I. C.)—</i>	Tons	Tons	Tons	Tons	Tons					
United Kingdom (including Channel Islands)	4,043	7,166	8,638	5,046	5,013	2,94,354	3,95,789	4,48,917	2,17,681	2,56,965
Ceylon (excluding Maldives)	992	735	761	791	625	1,17,631	74,340	64,293	74,073	61,459
Straits Settlements	336	707	741	740	663	1,10,127	76,559	61,272	57,776	67,445
Federated Malay States	211	198	191	197	245	35,292	23,254	16,003	17,674	24,607
Hongkong	677	974	837	979	32	56,493	45,863	45,785	43,442	1,803
Union of South Africa	3	9	131	433	418	2,673	2,606	25,518	66,604	79,600
Zanzibar and Pemba	12	32	6	5	4	2,376	7,463	1,115	1,412	1,397
Commonwealth of Australia	104	302	276	171	219	19,654	19,956	23,041	10,772	14,600
New Zealand	119	100	41	52	78	14,127	3,200	3,036	3,362	4,507
Other British Possessions	19	17	21	16	26	5,273	4,357	4,633	3,173	5,601
TOTAL BRITISH EMPIRE	7,111	10,240	11,643	8,430	7,323	6,67,605	6,58,447	6,93,661	4,91,974	5,17,984

GENERAL EXPORTS

(538)

INDIAN MERCHANDISE

No. 11—continued

ARTICLES, AND COUNTRIES OF FINAL DESTINATION; ALSO SHARE OF EACH PROVINCE	QUANTITY					VALUE				
	1930-31	1931-32	1932-33	1933-34	1934-35	1930-31	1931-32	1932-33	1933-34	1934-35
Grain, Pulse, and Flour —continued										
Pulse—continued										
Beans (J. O)—continued	Tons	Tons	Tons	Tons	Tons					
Germany	25	..	10	370	..	2,435	..	861	37,167	..
Netherlands	300	7,323
Japan	14,508	23,523	18,730	16,920	15,195	10,45,708	11,71,492	9,27,028	6,37,508	5,21,112
Portuguese East Africa	13	16	13	37	14	3,843	4,267	2,903	5,142	1,412
Other Foreign Countries	21	8	14	29	7	4,999	1,416	2,667	3,367	1,112
TOTAL FOREIGN COUNTRIES	14,564	23,546	18,976	17,356	15,216	10,54,930	11,77,178	9,41,279	7,38,404	5,44,536
Share of Bengal	1	69	165
“ Bombay	144	37	215	778	471	39,327	31,374	41,391	1,15,105	68,112
“ Sind	1	113
“ Burma	21,531	23,697	20,064	25,063	23,373	16,39,368	18,14,971	15,93,843	11,14,433	12,11,112
TOTAL	21,675	23,734	20,279	25,796	23,544	17,24,365	18,35,623	16,34,940	12,23,638	14,11,648
Grains (I. O)—	Tons	Tons	Tons	Tons	Tons					
United Kingdom (including Channel Islands)	70	..	6,877	307	11,400	7,104	772	5,49,470	35,797	6,21,000
Aden and Dependencies	400	195	242	379	553	65,432	34,113	26,303	31,341	37,978
Rahrain Islands	30	4	19	61	49	2,166	504	2,051	6,617	5,000
Ceylon (including Maldives)	2,015	2,317	2,097	2,430	2,225	4,79,110	4,13,496	3,74,350	2,90,473	2,64,200
Strait Settlements	1,154	1,111	1,163	1,090	1,361	1,53,491	1,24,925	1,25,632	1,31,708	1,31,000
Federated Malay States	270	268	223	225	234	23,255	22,229	16,126	18,344	11,000
Hongkong	75	76	70	65	44	2,030	5,770	6,276	5,313	3,000
Union of South Africa	134	151	177	179	196	41,168	41,530	35,178	33,116	34,000
Kanibar and Pomsa	105	99	86	86	98	22,333	24,468	20,913	19,004	20,000
Kenya Colony	201	202	187	174	234	61,079	47,960	40,227	34,845	41,700
Tanganyika Territory	60	50	40	45	54	16,222	12,458	8,630	9,314	10,000
Somaliand Protectorate	215	245	298	43	..	40,562	48,902	72,303	2,986	..
Anglo-Egyptian Sudan	136	2	3	11,923	770	..
Mauritius and Dependencies	458	437	559	308	373	62,071	40,626	55,750	28,413	23,300
Other British Possessions	16	17	14	14	17	3,753	2,116	2,371	2,351	1,500
TOTAL BRITISH EMPIRE	6,189	6,172	13,047	5,498	17,892	9,95,851	8,09,580	13,49,649	6,50,233	16,31,300
Germany	3	6,744	643	489	83	..	3,62,313	64,311
Netherlands	4,111	2,25,000
Belgium	396	72	72	13	..	27,700
France	945	6,168	16,331	18,216	..	96,900	5,45,593	14,55,611	15,20,672	..
Spain	295	20,000
Italy (including Fiume)	5	390	200	79,000
Mascat Territory and Trucial Oman	122	80	53	93	89	15,617	3,316	5,729	6,615	7,000
Other Native States in Arabia	240	250	236	190	245	40,130	30,960	31,050	17,968	22,500
Iraq	13	29	3	11	7	2,680	5,330	800	1,445	..
Egypt	4,343	3,109	102	..	1	5,93,474	2,73,025	11,243
Portuguese East Africa	45	48	48	49	51	13,549	12,147	10,530	10,298	9,200
Other Foreign Countries	32	24	19	41	23	3,533	5,370	3,610	2,313	3,170
TOTAL FOREIGN COUNTRIES	5,743	9,718	17,347	23,360	6,851	7,73,399	8,82,451	15,47,995	19,24,434	5,09,048
Share of Bengal	317	186	101	133	133	43,797	31,319	19,541	13,903	12,700
“ Bombay	2,527	2,233	2,490	2,105	2,641	6,92,466	5,05,072	5,02,566	3,93,393	4,33,400
“ Sind	7,024	11,031	25,433	26,003	19,991	9,11,376	9,75,134	22,01,772	20,46,333	15,56,244
“ Madras	269	305	333	162	413	32,361	60,133	55,409	12,711	44,000
“ Burma	1,795	1,385	1,312	1,454	1,500	1,30,360	1,30,423	1,23,346	1,02,092	1,06,133
TOTAL	11,932	15,890	20,394	23,857	24,743	17,67,650	16,92,081	28,07,644	25,75,267	22,53,973

No. 11—continued

ARTICLES, AND COUNTRIES OF FINAL DESTINATION; ALSO SHARE OF EACH PROVINCE	QUANTITY					VALUE				
	1930-31	1931-32	1932-33	1933-34	1934-35	1930-31	1931-32	1932-33	1933-34	1934-35
	Tons	Tons	Tons	Tons	Tons	₹	₹	₹	₹	₹
Grain, Pulse, and Flour— <i>continued</i>										
Pulse—continued										
Lentils (I. C)—										
United Kingdom (including Channel Islands)	7,700	8,492	7,281	6,172	10,087	9,02,308	8,46,250	6,76,019	5,86,946	10,36,637
Palestine	5	454	800	60,361
Aden and Dependencies	68	75	50	74	77	13,151	11,888	6,796	8,298	11,448
Bahrain Islands	45	36	28	29	47	9,961	6,322	3,368	3,079	7,015
Ceylon (excluding Maldives)	418	459	1,484	2,925	2,239	94,456	74,591	3,34,803	4,01,443	2,88,166
Union of South Africa	191	191	129	221	248	85,428	27,491	18,108	28,905	31,725
Zanzibar and Pemba	145	75	77	86	106	37,178	18,102	17,559	19,388	21,456
Kenya Colony	137	71	104	113	132	33,408	16,202	21,348	25,510	24,146
Tanganyika Territory	65	45	13	19	23	16,659	10,899	3,854	4,042	4,251
Anglo-Egyptian Sudan	100	73	18	243	184	17,860	14,353	2,731	27,293	21,088
Mauritius and Dependencies	791	1,252	1,728	839	1,400	1,88,787	2,46,652	3,01,844	1,27,024	2,23,045
Seychelles	72	66	83	62	103	17,966	14,913	17,376	12,219	18,984
Commonwealth of Australia	99	78	62	33	63	21,314	11,496	7,275	4,638	8,503
New Zealand	94	89	57	79	96	22,520	15,100	7,485	9,558	11,691
Other British Possessions	23	15	34	30	45	3,958	2,288	5,492	4,255	8,338
TOTAL BRITISH EMPIRE	9,938	6,017	11,101	10,023	15,954	14,15,643	8,16,547	14,24,048	13,53,348	17,76,951
Belgium	5	7	10	121	133	634	800	1,230	13,585	16,020
Syria	35	38	50	112	242	9,375	11,590	12,505	27,880	34,343
Mascat Territory and Trucial Oman	38	18	14	22	22	7,617	3,269	2,176	3,865	3,822
Other Native States in Arabia	312	282	62	32	239	85,515	67,943	12,380	5,714	44,604
Iraq	17	3	50	132	95	4,718	737	2,150	20,596	15,160
Iran	107	23,716	..	15	..	36
Egypt	10	5	..	2	416	1,722	689	15	500	75,398
Portuguese East Africa	102	116	88	64	74	25,910	23,187	14,007	10,963	10,995
Réunion	114	66	144	55	220	27,375	11,500	23,148	10,690	39,800
Italian East Africa (Somaliland and Eritrea)	33	5	23	10	29	3,698	1,450	3,331	1,375	4,327
Other Foreign Countries	61	14	7	27	30	9,794	3,320	1,264	3,319	4,366
TOTAL FOREIGN COUNTRIES	829	558	443	577	1,500	2,06,119	1,24,485	78,218	98,987	2,49,871
Share of Bengal	4,375	1,395	4,166	1,557	5,047	5,32,904	1,51,149	3,30,803	1,66,703	4,76,634
.. Bombay	5,064	5,263	7,362	9,616	10,092	9,31,847	7,37,430	11,19,049	12,35,968	13,09,763
.. Sind	741	13	16	376	2,280	39,207	1,949	3,414	49,659	2,36,719
.. Madras	37	4	35	17,804	504	3,607
TOTAL	10,767	6,575	11,544	11,499	17,454	16,21,762	9,41,032	15,02,266	14,52,335	20,26,723
Other sorts (I. C)—	Tons	Tons	Tons	Tons	Tons					
United Kingdom (including Channel Islands)	7,071	6,226	10,512	9,667	11,777	7,09,302	4,62,894	9,13,530	8,62,233	9,46,881
Aden and Dependencies	194	156	153	138	176	35,209	25,494	24,266	21,396	23,415
Bahrain Islands	23	24	24	26	266	4,020	3,831	3,142	3,152	47,173
Ceylon (excluding Maldives)	13,056	13,916	11,908	12,406	10,444	19,21,254	17,60,698	14,19,663	13,35,409	13,19,561
Straits Settlements	7,253	6,384	5,268	5,636	5,374	11,22,030	7,95,848	6,30,946	5,42,064	5,95,123
Federated Malay States	1,697	1,392	1,094	1,368	1,567	2,01,971	1,63,859	1,23,999	1,32,038	1,43,713
Hongkong	204	33	113	118	440	21,369	4,830	12,320	9,043	27,867
Union of South Africa	1,536	1,459	1,467	1,337	1,450	3,91,042	2,60,215	2,34,709	1,66,637	1,33,537
Zanzibar and Pemba	83	131	48	45	116	22,525	31,171	11,727	10,395	24,743
Kenya Colony	116	103	65	77	261	31,298	27,150	16,553	17,327	49,366
Tanganyika Territory	69	51	40	42	49	10,595	13,656	9,644	8,843	9,624
Anglo-Egyptian Sudan	107	12	119	10	20	15,250	3,065	14,880	2,485	3,249
Mauritius and Dependencies	2,940	3,513	3,374	3,636	3,243	4,31,552	4,48,809	4,34,410	3,37,737	5,11,591

GENERAL EXPORTS

(540)

INDIAN MERCHANDISE

No. 11—continued

ARTICLES, AND COUNTRIES OF FINAL DESTINATION; ALSO SHARE OF EACH PROVINCE	QUANTITY					VALUE				
	1930-31	1931-32	1932-33	1933-34	1934-35	1930-31	1931-32	1932-33	1933-34	1934-35
Grain, Pulse, and Flour—continued										
Pulse—continued										
Other sorts (L. O)—continued	Tons	Tons	Tons	Tons	Tons					
Canada—										
Via Atlantic Coast	1	3	14	270	500	1,000
" Pacific "	200	153	167	50	102	31,840	10,437	11,085	4,777	1,000
British West India Islands (excluding Bahamas)	819	752	618	944	506	1,32,513	1,08,801	81,420	1,16,139	5,000
British Guiana	404	355	371	500	334	65,607	51,194	70,063	59,424	37,000
Commonwealth of Australia	5	23	1,006	40	115	1,273	4,087	73,465	4,450	15,000
Fiji Islands	265	467	467	657	435	61,955	63,798	56,004	73,817	30,000
Other British Possessions	9	18	14	14	31	2,423	2,162	2,525	2,390	1,000
TOTAL BRITISH EMPIRE	23,203	25,186	27,108	26,753	44,923	51,13,237	42,32,999	41,54,062	28,93,821	45,30,100
Germany	10	59	196	590	..	922	10,275	42,113	12,700
Netherlands	99	104	..	72	41	8,775	6,255	..	3,301	4,900
France	388	..	276	75	..	49,113	78	20,131	3,207	5,000
Mascat Territory and Trucial OMAN	30	26	25	30	41	6,822	4,145	3,486	2,794	4,900
Other Native States in Arabia	27	53	9	57	54	4,979	6,448	1,429	5,413	7,000
Iraq	42	27	56	79	108	6,080	3,461	6,665	8,501	11,450
Iran	109	..	4	..	4	17,773	..	464	50	475
Java	122	108	264	127	72	19,067	13,333	23,974	13,831	7,500
Sum	153	157	151	144	134	32,157	27,074	25,400	17,272	14,500
Japan	1	6	5	23	355	717	1,319	1,020	1,988	43,721
Egypt	196	265	26	5	3	25,892	26,531	4,297	311	1,210
Portuguese East Africa	207	237	257	241	261	65,265	69,406	53,722	46,532	44,300
Dutch Guiana	145	156	135	126	160	21,131	22,737	17,523	15,522	15,314
Other Foreign Countries	88	49	45	42	46	16,739	3,964	7,443	5,631	7,004
TOTAL FOREIGN COUNTRIES	1,603	1,230	1,452	1,422	2,370	2,77,547	1,90,323	1,90,844	1,75,021	2,21,301
Share of Bengal	26,444	22,313	21,137	21,119	21,723	26,29,231	27,13,922	23,29,600	19,31,537	26,71,247
" Bombay	1,551	2,695	2,252	4,195	6,031	6,42,373	6,59,340	6,76,356	7,53,634	10,71,230
" Sind	5,168	6,424	10,322	7,426	12,316	6,12,596	5,45,966	10,06,172	7,32,615	10,79,000
" Madras	2,314	1,023	1,201	1,612	1,595	3,51,124	1,84,655	2,03,748	1,71,221	1,14,391
" Burma	2,441	3,491	2,922	3,453	5,519	2,55,255	3,43,429	2,09,594	2,25,155	3,91,574
TOTAL.	27,316	26,416	28,560	28,205	47,293	53,00,834	44,23,822	43,44,906	28,73,843	43,12,130
Total Pulse—	Tons	Tons	Tons	Tons	Tons					
United Kingdom (including Channel Islands)	13,884	16,864	23,056	21,222	28,931	19,18,568	12,05,005	25,37,936	17,03,707	21,61,519
Palatine	7	..	5	474	81	770	..	800	62,521
Aden and Dependencies	661	430	454	595	309	1,14,733	62,608	58,919	62,094	73,597
Bahrain Islands	88	64	71	116	362	17,149	10,657	8,561	12,843	59,334
Ceylon (excluding Maldives)	17,476	18,427	17,250	18,552	22,533	26,12,451	23,22,127	21,93,109	21,91,299	25,35,419
Straits Settlements	9,253	8,210	7,168	7,475	7,416	13,96,327	9,98,304	8,19,535	7,33,452	8,58,543
Federated Malay States	2,178	1,858	1,537	1,790	2,096	2,70,521	1,99,242	1,58,127	1,53,056	1,90,100
Hongkong	956	1,091	1,028	1,162	516	86,116	67,210	65,719	57,831	33,429
Union of South Africa	1,919	1,610	1,904	2,170	2,314	3,70,316	3,31,312	3,14,008	2,95,232	3,31,354
Zanzibar and Pemba	345	337	217	224	324	90,612	81,204	51,314	50,152	68,113
Kenya Colony	466	390	361	371	643	1,13,531	93,327	79,311	79,396	1,20,363
Tanganyika Territory	194	146	96	106	126	53,160	37,223	22,270	22,134	24,102
Somaland Protectorate	215	245	298	48	..	40,622	48,602	72,395	3,023	40
Anglo-Egyptian Sudan	210	87	273	255	207	32,915	17,978	29,533	30,543	24,923
Mauritius and Dependencies	4,192	5,208	5,693	4,773	6,923	6,82,950	7,37,096	7,93,652	4,92,052	7,59,403
Seychelles	80	74	91	75	107	20,134	16,914	10,043	14,316	19,340
Canada—										
Via Atlantic Coast	2	3	14	460	500	1,306
" Pacific "	210	156	177	70	132	33,215	10,937	13,486	6,774	11,513

No. 11—continued

ARTICLES, AND COUNTRIES OF FINAL DESTINATION; ALSO SHARE OF EACH PROVINCE	QUANTITY					VALUE				
	1930-31	1931-32	1932-33	1933-34	1934-35	1930-31	1931-32	1932-33	1933-34	1934-35
Grain, Pulse, and Flour— continued										
Pulse—concluded										
Total Pulse—continued	Tons	Tons	Tons	Tons	Tons	Rs	Rs	Rs	Rs	Rs
British West India Islands (excluding Bahamas)	822	752	618	944	506	1,34,069	1,08,819	81,458	1,14,139	65,568
British Guiana	404	355	671	569	534	65,735	51,194	76,069	59,424	57,084
Commonwealth of Australia	298	412	1,344	244	400	42,740	35,539	1,03,781	19,870	38,219
New Zealand	213	191	102	183	180	36,647	23,640	11,284	13,295	16,916
Fiji Islands	378	482	481	690	452	64,534	65,947	60,725	77,379	52,804
Other British Possessions	2	1	2	--	8	360	228	579	473	2,338
TOTAL BRITISH EMPIRE	59,446	57,615	72,899	61,663	80,097	81,90,088	65,17,573	76,21,420	61,98,976	85,68,317
Germany	28	10	69	5,530	1,234	2,924	1,020	11,136	4,41,598	1,18,001
Netherlands	99	104	200	72	4,152	3,775	6,255	7,831	5,311	3,29,358
Belgium	19	7	10	131	529	3,237	1,001	1,297	13,585	48,907
France	1,358	6,168	17,107	18,291	--	1,50,915	5,45,876	15,05,542	15,28,894	57
Spain	--	--	--	--	395	--	--	--	--	30,908
Italy (including Trieste)	9	1	11	24	894	1,520	160	1,815	2,253	76,500
Syria	35	38	50	112	242	9,883	11,590	12,505	27,880	34,343
Market Territory and Trucial Oman	186	128	99	181	154	30,006	16,030	11,641	17,154	17,068
Other Native States in Arabia	579	587	357	280	538	1,30,699	1,05,729	45,076	29,419	74,235
Iraq	72	59	109	222	211	18,478	9,594	15,175	30,642	27,731
Iran	323	--	4	--	5	42,664	--	479	50	691
Java	122	109	365	128	73	19,631	13,768	39,132	14,122	7,326
Siam	181	215	200	164	149	40,523	31,358	23,836	10,715	16,356
Japan	14,507	23,529	18,744	16,948	16,051	10,46,547	11,78,010	9,28,037	6,89,543	9,39,264
Egypt	4,549	3,379	133	10	425	6,21,088	3,00,295	15,555	1,911	76,958
Portuguese East Africa	366	419	401	391	400	1,08,567	1,10,007	81,201	72,933	67,958
Reunion	120	75	150	55	227	29,857	12,985	24,370	10,880	41,235
Italian East Africa (Somal- land and Britree)	42	9	27	12	35	10,415	2,437	4,343	2,489	6,060
Dutch Guiana	146	156	135	126	156	24,295	22,799	17,543	15,574	18,614
Other Foreign Countries	102	59	42	67	67	18,921	11,070	6,772	8,195	9,427
TOTAL FOREIGN COUNTRIES	22,744	35,052	38,218	42,704	25,937	23,13,945	23,74,984	27,58,336	29,32,100	19,86,797
Share of Bengal	31,636	24,293	21,664	22,814	26,368	43,16,392	28,86,455	27,82,954	21,65,173	25,65,651
Bombay	9,335	10,238	12,319	16,695	19,285	20,06,708	19,64,616	21,38,569	25,05,336	29,72,157
Sind	12,931	17,469	35,777	31,160	34,646	16,16,360	15,33,211	32,10,248	28,29,239	39,11,104
Madras	2,570	1,592	2,129	1,774	2,143	4,01,549	2,26,502	2,59,116	1,54,532	2,33,624
Burma	35,767	29,073	35,228	29,914	29,992	21,52,713	22,92,923	19,83,489	14,48,310	18,23,178
TOTAL	82,190	92,667	111,117	104,357	112,034	1,05,04,081	88,02,507	1,03,79,756	91,31,082	1,05,05,714
Rice in the husk (Paddy) (I. O.)—	Tons	Tons	Tons	Tons	Tons					
United Kingdom (including Channel Islands)	--	1	1	--	594	41	204	87	54	30,964
Ceylon (excluding Maldives)	17,413	20,803	13,672	9,632	13,603	10,70,365	10,76,529	6,75,839	3,78,015	6,20,113
Straits Settlements	813	200	--	--	--	55,609	9,389	4	2	1
Federated Malay States	144	--	--	--	--	8,575	16	10	--	--
Canada--										
Via Atlantic Coast	--	--	--	--	50	--	--	--	--	1,412
Pacific	86	--	500	--	--	6,032	--	27,828	--	--
Other British Possessions	1	59	1	--	--	296	3,134	235	16	12
TOTAL BRITISH EMPIRE	18,457	21,063	14,174	9,632	14,307	11,41,848	10,89,272	7,07,003	3,78,937	6,61,562

GENERAL EXPORTS

(542)

INDIAN MERCHANDISE

No. 11—continued

ARTICLES, AND COUNTRIES OF FINAL DESTINATION; ALSO SHARE OF EACH PROVINCE	QUANTITY					VALUE				
	1930-31	1931-32	1932-33	1933-34	1934-35	1930-31	1931-32	1932-33	1933-34	1934-35
Grain, Pulse, and Flour—continued										
Rice in the husk (Paddy) (I. C.)—continued	Tons	Tons	Tons	Tons	Tons	Rs	Rs	Rs	Rs	Rs
Germany	1,148	26,485	36,437	781	..	51,481	9,90,189	16,33,045	24,632	..
Netherlands	5,188	19,257	7,016	100	80	2,42,731	7,57,361	3,32,466	3,409	1,48
Belgium	501	2,354	1,226	5	..	19,171	1,42,753	59,715	188	..
Italy (including Fiume)	160	8,210	..
Roumania	150	5,897
United States of America—										
Via Atlantic Coast	2	2	..	192	120	..
" Pacific "	700	29,217	..
Other Foreign Countries	1	132	1	4	..	823	6,452	678	1,091	18
TOTAL FOREIGN COUNTRIES	6,988	49,238	44,670	1,752	80	2,20,074	18,96,735	20,30,904	64,062	1,56
Share of Bengal	61	14	2,161	3	197	4,197	1,392	1,18,469	864	19,21
" Bombay	5	2	2	8	..	1,633	1,122	231	1,269	..
" Sind	21
" Madras	4,368	2,355	2,922	1,982	8,308	3,92,601	1,60,599	1,23,651	51,266	2,91,13
" Burma	21,921	67,920	54,662	19,392	9,344	10,51,410	28,22,974	24,99,868	3,89,349	4,11,11
TOTAL	25,445	70,291	68,844	11,394	14,257	14,61,922	29,85,997	27,27,907	4,42,149	6,63,08
Rice, not in the husk (I. C.)—	Tons	Tons	Tons	Tons	Tons					
Boiled rice—										
United Kingdom (including Channel Islands)	2,770	2,954	4,179	2,224	2,841	5,50,518	2,84,485	3,56,549	2,08,285	2,04,74
Pakistan	14	197	246	62	46	2,220	22,507	22,561	8,236	4,06
Aden and Dependencies	11,949	8,650	6,804	11,709	10,546	21,17,352	9,70,877	6,88,560	7,87,957	7,23,02
Bahrain Islands	11,985	11,486	13,804	7,822	6,907	20,84,749	17,80,231	17,05,004	8,52,775	6,56,08
Ceylon (excluding Maldives)	423,536	395,023	387,690	3,96,467	336,855	8,28,78,974	2,55,29,917	2,34,33,817	2,05,68,143	2,76,16,92
Maldives	60	220	98	52	114	10,796	31,662	10,308	4,998	11,79
Straits Settlements	46,308	21,820	21,482	17,871	14,373	52,06,943	18,77,608	17,34,843	12,07,241	11,25,93
Federated Malay States	26,682	19,849	21,352	22,781	22,727	41,24,479	16,19,764	16,12,090	12,73,622	12,52,07
Hongkong	1,422	372	348	91	1	78,514	14,074	22,550	2,660	33
Gold Coast (including Br. Mandated territory of Togoland)	100	7,367
Nigeria (including Br. Mandated territory of Cameroons)	230	250	..	600	..	25,532	15,294	..	22,15
Union of South Africa	19,954	19,723	19,847	20,986	22,441	22,13,187	22,07,652	20,82,870	17,47,194	21,52,23
Zanzibar and Pemba	190	158	116	133	110	22,655	19,931	12,125	11,302	10,29
Kenya Colony	1,206	863	759	763	512	1,98,063	1,11,562	87,028	60,335	52,94
Tanganyika Territory	104	141	75	100	73	16,798	17,427	7,757	7,861	7,21
Somaland Protectorate	1,872	1,686	2,643	3,427	2,541	2,86,823	1,84,481	2,58,825	2,07,044	1,47,92
Anglo-Egyptian Sudan	52	1,072	904	252	120	2,096	1,20,314	99,710	27,428	12,81
Mauritius and Dependencies	49,181	50,432	51,337	52,057	61,064	64,45,522	53,84,370	45,94,290	26,32,423	46,81,47
Seychelles	331	277	293	295	154	58,200	26,370	31,303	24,875	19,06
Canada—										
Via Atlantic Coast	300	200	..	500	49	57,166	29,942	..	45,288	4,95
" Pacific "	500	74,869
British West India Islands (excluding Bahamas)	6,111	13,001	7,791	16,691	29,268	7,72,435	10,40,664	5,97,672	10,62,974	20,32,53
Other British Possessions	28	14	47	17	40	5,639	2,464	4,299	2,651	4,01
Total "for orders" Cargoes (a)	—	—	—	—	182	—	—	—	—	6,94
TOTAL BRITISH EMPIRE	615,565	548,698	540,165	555,215	565,250	7,87,11,998	5,12,68,908	4,73,52,765	3,78,27,339	4,11,75,14
Germany	572	693	1,061	842	302	64,590	56,400	1,11,841	54,307	22,01
Netherlands	500	399	300	1,209	200	56,598	29,947	35,452	1,17,947	21,51
Belgium	150	..	5	16,252	..	542
France	156	158	106	16,977	14,168	11,31
Portugal (including Azores and Madeira)	200	230	18,026	24,448	..
Greece (including Crete)	29	135	305	215	235	5,025	16,468	35,939	22,851	25,01
Turkey, European	928	1,152	1,592	135	300	1,40,276	1,44,571	1,78,421	18,451	22,01
Turkey, Asiatic	544	609	820	123	136	78,006	59,432	32,224	8,401	12,91
Syria	21	545	1,092	423	177	3,000	62,680	1,07,090	26,446	17,01

(a) Specified separately from 1934-35 and subject to subsequent adjustment.

ARTICLES, AND COUNTRIES OF FINAL DESTINATION; ALSO SHARE OF EACH PROVINCE	QUANTITY					VALUE				
	1930-31	1931-32	1932-33	1933-34	1934-35	1930-31	1931-32	1932-33	1933-34	1934-35
	Tons	Tons	Tons	Tons	Tons	R	R	R	R	R
Grain, Pulse, and Flour— continued										
<i>Rice, not in the husk (I. O.) —continued</i>										
<i>Bolled rice—continued</i>										
Maskat Territory and Trucial Oman	21,142	17,778	20,986	18,412	18,008	33,44,392	21,35,276	23,75,168	15,60,927	18,01,707
Other Native States in Arabia	25,286	20,431	20,029	24,315	24,098	33,46,775	24,33,876	21,10,527	16,72,081	18,72,935
Iraq	148	156	232	25	37	23,420	18,830	30,784	4,212	4,050
Iran	1,597	259	1,296	348	180	2,78,869	26,958	1,34,912	19,353	18,278
Java	57	24	15	75	50	9,959	4,015	2,472	7,478	6,420
Siam	193	17,010
China (exclusive of Hong- kong and Macao)	105	2	..	2	1	12,579	275	264	667	218
Egypt	1,939	1,027	2,156	1,937	1,810	3,02,643	1,21,064	2,16,630	1,23,645	1,11,854
French West Africa	110	9,835
Portuguese East Africa	807	671	883	474	753	1,12,082	78,310	95,581	37,658	68,565
Italian East Africa (Somali- land and Eritrea)	1,871	1,978	2,154	3,015	2,950	3,07,321	2,26,233	2,39,567	2,59,839	2,64,307
French Somaliland	966	1,189	846	1,024	666	1,57,638	1,49,052	1,01,416	77,533	64,600
Réunion	2,236	1,73,083
Abyssinia	292	21,403
United States of America—										
Fid Atlantic Coast	326	235	237	668	1,312	56,829	29,751	38,540	71,374	1,43,059
" Pacific "	3	913
Cuba	770	390	873	1,312	118	1,42,940	53,599	70,234	1,16,184	11,238
French West Indies	1,077	600	732	377	752	1,75,815	73,019	67,854	31,189	63,457
Other Foreign Countries	25	26	68	75	7	4,678	2,950	5,770	6,236	1,113
Total For orders' Cargoes(c)	115	7,979
TOTAL FOREIGN COUNTRIES	58,361	43,491	57,963	52,299	53,330	86,40,747	67,43,208	62,41,384	42,84,305	45,95,800
<i>Share of Bengal</i>	<i>89,404</i>	<i>89,823</i>	<i>106,814</i>	<i>80,415</i>	<i>78,397</i>	<i>1,42,80,187</i>	<i>1,14,33,946</i>	<i>1,15,06,479</i>	<i>68,36,802</i>	<i>76,66,933</i>
" Bombay	5	14	8	15	36	1,130	2,100	2,100	2,100	4,970
" Sind	47,121	26,475	37,243	16,797	22,329	69,86,067	50,05,321	33,03,491	20,10,427	23,32,395
" Madras	101,659	61,119	64,853	78,080	72,377	1,81,70,741	91,53,749	88,32,041	79,97,129	80,67,472
" Burma	442,237	409,743	399,305	432,397	444,441	4,79,14,635	3,14,26,993	2,96,44,983	2,52,55,136	3,76,50,187
TOTAL	674,426	597,179	598,133	607,614	618,580	8,73,52,740	5,70,12,111	5,35,94,099	4,21,11,614	4,57,71,006
Cleaned Rice—	Tons	Tons	Tons	Tons	Tons					
United Kingdom (including Channel Islands)	28,598	26,564	37,343	39,579	55,313	32,60,245	24,48,977	30,03,200	27,77,376	38,64,846
Irish Free States(a)	183	9,527
Malta and Goso	75	360	313	379	..	6,384	31,809	62,633	67,933
Cyprus	60	100	150	95	..	3,510	6,795	10,789	5,208	..
Palestine	13	2	21	29	105	2,310	939	2,722	2,604	7,435
Aden and Dependences	1,035	550	639	771	452	2,03,501	34,522	31,537	30,620	42,132
Bahrain Islands	4,060	4,643	3,329	4,854	5,422	7,46,733	6,15,582	4,27,483	4,23,958	4,03,961
Maldives	27	8	5	17	122	4,392	916	558	1,687	15,301
Ceylon (excluding Maldives)	2,407	4,383	4,189	593	590	3,33,381	4,43,562	2,05,501	79,373	33,125
Straits Settlements	206,160	201,944	180,564	126,968	102,761	2,17,30,499	1,42,75,428	90,67,270	73,01,897	62,51,904
Federated Malay States	43,677	43,715	35,324	37,150	30,230	33,03,756	31,30,904	25,43,671	21,17,490	18,41,547
Hongkong	27,592	41,369	16,092	22,723	2,632	39,98,775	31,25,355	11,70,785	23,49,990	1,73,807
Union of South Africa	9,097	7,157	4,922	4,305	2,414	13,66,037	3,37,907	5,28,840	3,34,473	2,90,263
Gambia	2,499	..	400	775	1,600	2,29,075	..	19,707	41,243	90,957
Nigeria (including Br. Mandated Territory of Cameroons)	1,700	251	523	61	90	1,19,313	16,205	33,669	3,986	4,332
Gold Coast (including Br. Mandated Territory of Togoland)	413	1,609	200	25	630	23,966	1,01,176	10,603	1,433	32,151
Zanzibar and Pemba	12,311	13,931	10,943	13,550	9,399	15,11,345	11,26,493	8,90,353	11,55,433	7,66,311
Kenya Colony	3,467	2,117	1,098	1,051	1,293	7,33,845	3,39,150	2,35,360	2,62,330	3,30,413
Tanganyika Territory	373	107	79	79	105	87,478	31,315	24,469	25,295	30,853
Somaliland Protectorate	2	2	201	2	1	500	350	17,025	510	250
Mauritius and Dependences	444	156	425	333	245	45,414	16,130	35,263	19,612	19,040
Seychelles	1,922	1,975	2,520	1,440	2,322	2,30,383	2,08,082	2,45,552	1,28,677	2,16,619
Socotra (b)	27	336	3,360	30,873

(a) Separately shown from 1933-34, included into the United Kingdom upto 1932-33.
 (b) " " " " " " " " Aden and Dependences " " " "
 (c) Specified separately from 1934-35 and subject to subsequent adjustment.

GENERAL EXPORTS

(544)

INDIAN MERCHANDISE

No. 11—continued

ARTICLES, AND COUNTRIES OF FINAL DESTINATION; ALSO SHARE OF EACH PROVINCE	QUANTITY					VALUE				
	1930-31	1931-32	1932-33	1933-34	1934-35	1930-31	1931-32	1932-33	1933-34	1934-35
	Tons	Tons	Tons	Tons	Tons	Rs	Rs	Rs	Rs	Rs
Grain, Pulse and Flour— <i>continued</i> <i>Rice, not in the Ash (I. O)</i> <i>—continued</i>										
Cleaned Rice—continued										
Canada—										
<i>Via Atlantic Coast . . .</i>	2,750	4,900	4,500	6,400	6,535	2,57,509	2,32,506	2,50,301	2,45,456	2,32,509
<i> " Pacific " . . .</i>	487	900	70	680	1,000	72,869	1,17,086	9,840	69,266	84,266
Bahamas	115	458	914	7,213	24,591	51,591
British West India Islands (excluding Bahama).	6,837	6,123	6,571	4,133	6,163	8,72,732	5,63,172	5,55,722	2,47,785	4,09,732
British Honduras	100	125	5,346	7,346
Commonwealth of Australia	930	2,742	4,787	4,733	4,066	1,22,030	2,35,784	4,00,416	2,41,836	2,30,416
Territory of Papua	6,344	1,725	2,028	2,000	130	6,92,606	1,41,563	1,96,910	1,01,642	6,92,606
New Zealand	1,331	1,706	531	1,729	2,321	1,64,343	1,24,319	40,027	97,991	1,54,343
Fiji Islands	1,451	53	16	1	..	1,56,981	2,520	1,319	79	1,56,981
British Borneo	60	7,464	7,464
Other British Possessions	10	11	39	53	29	2,532	2,223	6,997	5,016	2,532
Total 'For orders' Cargoes (a)	—	—	—	—	12,295	—	—	—	—	7,21,125
TOTAL BRITISH EMPIRE	253,806	260,318	266,261	291,577	2,51,172	2,98,12,571	2,35,47,565	2,01,02,466	1,83,61,125	2,46,32,949
U. S. S. E.—										
Northern	4,800	2,059	4,800	2,400	..	5,16,648	1,26,914	2,27,532	1,08,277	..
Finland	4,250	1,000	2,000	21,207	..	2,97,546	49,778	1,01,647	12,20,623
Sweden	2,851	2,000	4,544	11,973	10,638	7,62,987	1,56,203	2,94,517	6,64,124	6,52,987
Norway	600	..	300	150	750	74,596	..	12,523	8,472	24,544
Denmark	2,290	15	..	1,61,229
Poland (including Danzig)	40,581	74,288	20,200	22,254	49,210	25,42,810	49,21,976	19,50,155	17,89,767	25,54,628
Germany	146,540	229,531	212,008	226,293	164,581	1,40,42,256	1,58,25,567	1,45,07,072	1,24,25,727	65,44,775
Netherlands	97,529	150,124	91,411	77,851	61,059	92,82,066	1,02,27,035	57,22,154	40,90,590	22,06,212
Belgium	17,940	22,975	7,222	10,592	6,460	12,22,066	14,55,212	5,51,042	5,72,599	2,44,622
France	4,904	900	429	578	792	6,40,642	1,29,310	43,632	56,245	79,292
Portugal (including Azores and Madeira).	5,495	2,605	1,589	670	2,000	5,09,715	2,22,512	1,20,141	40,320	83,628
Italy (including Trieste) and Sardinia).	16,672	20,767	26,160	24,425	21,240	16,12,642	16,16,898	17,52,420	12,77,449	15,59,210
Romania	100	200	1,200	200	..	5,267	10,572	95,203	9,080	..
Turkey, European	23	250	230	2,092	22,052	22,690
Mesopotamian Territory and Trucial States.	1,079	0.2	652	1,121	1,668	1,95,020	1,26,216	55,469	1,25,742	1,93,426
Other Native States in Arabia	1,872	2,224	2,024	2,170	2,291	2,20,977	2,96,906	2,27,737	2,52,212	2,29,222
Iraq	81	64	54	14	5	21,079	12,906	10,891	2,462	620
Iran	777	24	144	215	44	1,65,807	2,442	24,796	24,806	4,627
Sumatra	129,274	95,575	62,448	69,797	70,010	1,42,61,226	62,56,076	43,26,574	40,72,962	29,53,412
Java	45,123	60,764	17,298	2,822	25,491	42,44,916	41,22,726	10,27,756	2,00,116	16,17,642
Celebes and other Islands	220	..	25	175	179	20,608	..	2,024	7,294	7,912
Siam	2,207	6,222	774	252	22	2,71,299	4,26,901	59,219	17,505	2,622
Formosa	9,140	7,79,222
China (exclusive of Hongkong and Macao).	224,297	244,457	221,965	166,145	172,409	4,77,29,260	2,59,14,779	1,75,92,221	91,09,666	96,94,266
Korea	2,909	4,75,987
Japan	958	405	74,061	205	4,152	1,19,249	20,141	62,26,992	12,268	2,72,741
Egypt	19,932	79,580	23,219	22,145	27,264	12,76,024	22,26,097	22,25,122	11,65,247	16,22,040
Portuguese East Africa	2,272	6,899	6,909	6,914	5,199	12,06,524	2,95,022	7,75,297	6,09,291	5,22,420
Italian East Africa (Somali- land and Eritrea).	48	29	91	23	64	10,715	10,220	15,222	4,450	9,291
French Somaliland	16	106	11	8	8	2,215	9,062	2,170	1,420	1,420
United States of America—										
<i>Via Atlantic Coast . . .</i>	2,215	221	220	50	1,106	2,62,240	20,119	20,042	2,297	62,622
<i> " Pacific " . . .</i>	4	4	208	1,125	27
Cuba	91,122	66,222	22,170	44,272	12,747	1,05,44,442	42,92,221	22,22,222	26,97,477	7,04,622
Haiti and St. Domingo	2,415	1,272	2,000	600	..	2,02,222	20,427	1,22,602	22,115	..
Colombia	222	2,420	42	..	2	1,21,215	2,22,022	2,129	..	512
Venezuela	222	1,547	922	214	9	20,069	1,12,204	64,950	65,222	422
Argentine Republic (including the Atlantic Coast of Patagonia).	5,629	175	7,22,442	11,500
Other Islands in the Pacific	70	7,169
Other Foreign Countries	22	91	42	102	44	2,465	2,596	4,576	5,520	2,162
Total 'For orders' Cargoes (a)	—	—	—	—	2,549	—	—	—	—	1,79,010
TOTAL FOREIGN COUNTRIES	1,051,522	1,190,452	862,647	726,102	6,61,917	11,66,25,119	8,41,07,272	6,24,74,771	4,06,52,427	8,21,22,454

(a) Specified separately from 1934-35 and subject to subsequent adjustment.

ARTICLES, AND COUNTRIES OF FINAL DESTINATION; ALSO SHARE OF EACH PROVINCE.	QUANTITY					VALUE				
	1930-31	1931-32	1932-33	1933-34	1934-35	1930-31	1931-32	1932-33	1933-34	1934-35
Rice, Pulse, and Flour —continued										
Rice, not in the husk (I. O.) —continued	Tons	Tons	Tons	Tons	Tons	Rs	Rs	Rs	Rs	Rs
Cleaned Rice—continued										
Share of Bengal	28,712	32,050	13,269	25,104	14,269	44,94,967	48,78,815	15,69,115	25,00,429	15,04,692
„ Bihar and Orissa	259	50	35,962	4,057
„ Bombay	18,293	13,091	11,580	12,836	12,550	32,94,359	24,38,123	19,53,369	17,43,337	18,31,899
„ Sind	2,137	1,209	665	643	834	4,52,980	1,88,468	1,03,296	93,200	1,13,666
„ Madras	43	53	28	140	22	7,892	9,319	3,900	13,445	2,505
„ Burma	1,365,694	1,504,357	1,103,371	979,426	885,415	14,82,12,029	10,56,86,167	7,39,48,557	5,46,64,241	5,13,37,634
TOTAL	1,410,198	1,550,800	1,128,908	1,017,079	913,089	15,64,98,690	11,26,54,937	8,25,78,237	5,91,19,552	5,47,90,497
Broken cleaned rice—	Tons	Tons	Tons	Tons	Tons					
United Kingdom (including Channel Islands)	25,347	21,187	33,688	27,552	21,994	23,21,148	12,11,628	20,34,652	12,57,362	9,20,621
Aden and Dependencies	855	792	926	1,598	1,745	84,483	47,012	65,136	64,865	56,568
Ceylon (excluding Maldives)	17,997	9,778	4,559	6,101	1,845	18,98,355	6,37,535	3,26,532	3,07,780	97,440
Straits Settlements	3,349	999	609	1,289	2,431	1,68,244	35,169	19,420	35,637	73,519
Hongkong	24,967	9,583	5,894	5,109	101	12,75,578	3,31,147	2,13,982	1,34,743	1,574
Commonwealth of Australia	50	6,284
Other British Possessions	23	13	..	68	20	2,747	886	..	4,243	840
Total "For orders" Cargoes(a)	—	—	—	—	3,299	—	—	—	—	1,29,368
TOTAL BRITISH EMPIRE	72,568	42,352	45,676	41,717	31,435	57,56,834	22,63,377	26,59,722	18,04,030	12,79,930
Germany	12,771	16,023	9,245	6,878	2,470	10,55,402	7,82,381	5,36,662	2,64,239	1,31,734
Netherlands	505	2,526	1,555	1,775	1,149	44,790	1,08,356	95,531	80,982	72,809
Belgium	27,009	23,176	19,925	30,350	13,096	24,58,251	11,83,258	9,62,912	9,92,611	4,33,255
France	3,200	750	2,50,556	26,130
Italy (including Fiume)	2,225	1,418	2,019	1,870	1,940	1,99,721	59,803	1,19,024	87,648	1,10,811
Mascat Territory and Trucial Oman	152	137	210	197	321	18,375	11,266	17,501	15,500	19,044
Other Native States in Arabia	127	50	163	132	92	14,038	2,978	9,695	4,809	4,419
China (exclusive of Hongkong and Macao)	543	..	59	541	266	35,872	..	1,781	15,368	13,902
Italian East Africa (Somali- land and Eritrea)	59	3	..	25	..	3,908	400	..	778	..
United States of America— Via Atlantic Coast	100	200	5,598	6,067
Other Foreign Countries	21	..	1	20	..	2,365	30	156	1,142	..
TOTAL FOREIGN COUNTRIES	45,612	44,082	33,167	41,888	19,543	40,83,297	21,74,602	17,43,262	14,38,575	7,92,091
Share of Bengal	519	955	707	2,135	970	35,919	51,037	40,299	1,49,543	73,518
„ Bombay	309	35	7	90	126	47,032	5,000	810	3,342	3,998
„ Sind	380	164	419	110	92	50,114	14,266	41,143	2,426	7,931
„ Madras	9	1	913	198	..	10	1
„ Burma	117,972	85,380	77,710	81,380	49,780	97,06,152	43,57,488	43,20,739	30,76,379	19,81,473
TOTAL	119,180	86,485	78,843	83,605	50,978	98,40,131	44,37,979	44,02,984	32,43,205	20,72,021
Other sorts—	Tons	Tons	Tons	Tons	Tons					
United Kingdom (including Channel Islands)	161	120	..	1,050	2,393	19,277	7,410	5	20,769	69,430
Ceylon (excluding Maldives)	297	187	206	163	211	84,833	50,114	54,343	36,386	48,195
Straits Settlements	9,518	8,023	3,824	7,843	6,078	7,65,940	4,76,562	2,11,840	2,51,539	2,07,009
Hongkong	16,952	11,949	5,513	7,735	90	13,02,214	5,46,239	2,04,317	2,25,886	5,401
Kenya Colony	13	28	14	24	23	5,368	3,150	3,431	7,910	7,070

(a) Specified separately from 1934-35 and subject to subsequent adjustment.

GENERAL EXPORTS

(546)

INDIAN MERCHANDISE

No. 11—continued

ARTICLES, AND COUNTRIES OF FINAL DESTINATION; ALSO SHARE OF EACH PROVINCE.	QUANTITY					VALUE				
	1930-31	1931-32	1932-33	1933-34	1934-35	1930-31	1931-32	1932-33	1933-34	1934-35
Grain, Pulse, and Flour—continued						₹	₹	₹	₹	₹
Rice, not in the husk (<i>H. O.</i>)—continued	Tons	Tons	Tons	Tons	Tons					
Other sorts—continued:										
Canada—										
Via Atlantic Coast	50	6,835
Other British Possessions . . .	34	15	23	65	31	7,352	5,509	5,608	10,046	..
Total "For order" Cargoes (c)	—	—	—	—	40	—	—	—	—	..
TOTAL BRITISH EMPIRE	27,025	20,322	6,530	16,830	8,060	21,21,719	10,94,153	4,79,844	5,62,536	10,046
Finland	2,500	1,64,705
Norway	400	300	23,717	12,847	..
Germany	2,353	16,659	5,802	2,000	..	1,51,428	10,94,393	2,41,106	1,00,456	..
Netherlands	1,830	4,338	2,375	50	..	1,02,073	2,27,938	1,52,149	1,976	..
Belgium	1,050	2,680	918	1,09,538	1,56,323	64,069
Samatra	24	258	43	1,330	17,597	2,738
Java	6,018	2,891	900	420	265	4,63,919	1,61,006	49,441	20,757	..
Sum	44	88	12	..	4	4,768	7,329	1,274
Formosa	200	14,934
China (exclusive of Hongkong and Macao)	11,868	9,097	1,779	2,924	749	14,16,206	6,04,718	1,02,251	1,46,286	..
Korea	220	25,242
Egypt	5,645	309	4,16,302	23,717
Cuba	2,500	2,53,600
Other Foreign Countries	6	5	6	66	6	2,052	1,282	1,580	4,769	..
TOTAL FOREIGN COUNTRIES	23,015	46,679	12,723	6,761	1,024	23,06,681	82,29,788	7,32,979	2,87,091	4,8
Share of Bengal	251	257	13	13	18	22,201	40,918	1,719	1,224	..
" Bombay	299	212	224	203	260	31,263	61,269	62,216	61,244	..
" Madras	2	3	42	7	21	544	491	3,938	..
" Burma	69,490	66,439	32,663	23,332	9,512	42,73,205	43,31,121	11,97,492	7,23,491	..
TOTAL	50,040	67,001	22,212	23,641	9,990	44,97,400	43,33,941	12,62,514	3,29,627	3,922
TOTAL RICE NOT IN THE HUSK—	Tons	Tons	Tons	Tons	Tons					
United Kingdom (including Channel Islands)	57,976	60,826	75,210	71,415	82,241	61,51,183	39,52,509	53,94,406	42,68,792	50,91
Irish Free State (s)	—	—	—	..	183	—	—	—
Malta and Gozo	75	360	323	379	..	6,384	31,809	62,191	..
Cyprus	50	100	179	95	..	2,510	6,795	13,989	5,209	..
Palestine	27	199	367	91	144	4,430	23,490	25,522	7,840	..
Aden and Dependencies	13,842	9,998	8,378	14,080	12,747	23,12,785	11,03,015	8,25,787	9,33,940	..
Bahrain Islands	16,064	16,120	17,193	12,676	12,324	23,21,477	23,46,303	21,32,427	12,77,723	..
Ceylon (excluding Maldives)	444,237	409,869	394,314	403,329	391,501	6,61,90,543	2,66,51,029	2,40,20,193	2,69,71,622	..
Maldives	37	230	108	109	233	15,138	32,266	11,610	9,502	..
Straits Settlements	265,335	232,786	156,479	153,971	125,643	2,78,71,626	1,66,64,767	1,10,32,873	87,96,114	..
Federated Malay States	72,292	63,664	57,176	59,921	53,007	79,20,923	47,94,682	41,60,761	34,51,112	..
British Borneo	60	7,464
Hongkong	70,933	63,273	27,847	51,663	2,924	56,55,081	40,16,315	16,11,634	27,12,269	..
Gambia	2,499	..	400	775	1,600	2,29,075	..	19,707	41,248	..
Gold Coast (including Br. Mandated territory of Togoland)	418	1,709	200	25	630	22,966	1,08,343	10,603	1,433	..
Nigeria (including Br. Mandated territory of Cameroons)	1,700	581	778	61	690	1,19,318	41,738	51,963	3,986	..
Union of South Africa	20,070	26,956	24,775	25,844	25,880	41,81,900	80,48,202	25,83,431	21,32,251	..
Zanzibar and Pemba	12,002	14,091	11,057	13,683	9,512	15,41,225	11,47,429	9,03,552	11,67,417	..
Kenya Colony	4,686	3,018	1,871	1,842	1,384	9,88,171	5,08,862	3,26,329	3,37,125	..
Tanganyika Territory	277	249	156	121	180	1,04,726	49,800	32,333	39,861	..
Somaland Protectorate	1,875	1,688	2,344	2,429	2,542	2,87,323	1,64,331	2,70,850	2,07,524	..
Anglo-Egyptian Sudan	62	1,089	929	236	128	11,735	1,23,607	1,03,870	30,141	..
Mauritius and Dependencies	49,626	50,640	51,765	52,392	51,912	64,61,286	54,61,230	46,80,325	38,52,480	..
Seychelles	2,253	2,252	2,312	1,735	2,406	2,39,133	2,44,452	2,76,255	1,52,552	..
So. Africa (b)	—	—	—	41	336	—	—	—	4,880	..

(a) Separately shown from 1928-34. Included in the United Kingdom up to 1922-23.
 (b) " " " " " " Included in Aden and Dependencies up to 1922-23.
 (c) Specified separately from 1924-25 and subject to subsequent adjustment.

No. 11—continued

ARTICLES, AND COUNTRIES OF FINAL DESTINATION; ALSO SHARE OF EACH PROVINCE	QUANTITY					VALUE				
	1930-31	1931-32	1932-33	1933-34	1934-35	1930-31	1931-32	1932-33	1933-34	1934-35
Grain, Pulse and Flour —continued	Tons	Tons	Tons	Tons	Tons	₹	₹	₹	₹	₹
Rice, not in the husk (L. O) —continued										
TOTAL RICE, NOT IN THE HUSK —continued										
Canada—										
<i>Via Atlantic Coast</i>	3,100	3,100	4,600	6,900	6,574	3,21,500	3,62,838	3,50,301	3,93,754	3,86,977
<i> " Pacific " " " " "</i>	987	900	70	680	1,000	1,47,788	1,17,086	9,840	69,256	96,220
Bahamas	115	458	936	7,323	24,591	54,717
British West India Islands (excluding Bahamas)	12,993	19,124	14,362	20,829	35,551	16,62,217	16,09,886	11,63,394	13,10,737	24,42,654
British Honduras	100	125	5,246	7,430
Commonwealth of Australia	1,046	3,754	4,792	4,763	4,086	1,38,876	3,37,888	4,00,895	2,41,826	2,29,351
Territory of Papua	6,344	1,725	2,025	2,000	130	6,92,608	1,41,563	1,36,910	1,01,442	6,572
New Zealand	1,388	1,710	531	1,734	2,821	1,65,400	1,34,523	40,027	98,297	1,58,408
Fiji Islands	1,456	55	18	18	18	1,57,601	3,890	1,829	2,656	2,832
Other British Possessions	14	44	21	..	20	2,988	2,443	1,095
Total for orders' Cargoes(a)	—	—	—	—	15,766	—	—	—	—	8,70,538
TOTAL BRITISH EMPIRE	1,073,764	981,680	861,672	882,982	856,716	12,64,74,117	8,31,74,298	7,03,95,498	5,86,55,630	5,94,53,348
U. S. S. R.—										
Northern	4,800	2,059	4,800	2,400	..	5,16,646	1,26,914	3,27,563	1,08,277	..
Finland	..	6,750	1,000	2,000	21,207	..	4,62,251	49,778	1,01,547	12,28,452
Sweden	2,851	2,000	4,554	11,973	10,638	7,63,987	1,56,805	3,94,517	6,64,124	6,28,407
Norway	600	..	700	450	750	74,596	..	37,250	21,320	34,844
Poland (including Danzig)	40,581	74,238	36,200	38,379	49,210	35,42,810	49,21,976	10,60,155	17,92,489	25,54,682
Denmark	2,890	15	..	1,61,229
Germany	162,233	261,005	223,106	246,113	157,362	1,53,13,786	1,78,13,741	1,54,96,676	1,32,44,739	88,04,601
Netherlands	100,364	157,776	95,641	80,835	62,403	95,89,527	1,03,52,396	60,74,286	42,91,465	39,03,449
Belgium	46,149	46,834	28,667	40,942	19,556	44,17,192	28,27,698	15,78,565	15,41,210	7,79,393
France	8,104	1,650	585	734	904	3,91,198	1,55,440	60,615	69,544	91,246
Portugal (including Azores and Madeira)	5,495	2,605	1,744	900	2,000	5,09,716	2,32,512	1,47,177	64,768	88,662
Italy (including Trieste)	18,897	22,185	28,184	26,390	25,239	18,13,364	16,76,696	18,73,094	14,69,922	16,70,192
Roumania	100	200	1,200	200	..	5,397	10,578	95,893	8,089	..
Greece (including Crete)	29	155	315	215	285	5,025	19,477	37,309	22,851	25,055
Turkey, European	1,010	1,432	1,792	135	300	1,54,368	1,76,664	2,01,111	18,451	33,003
Turkey, Asiatic	575	609	320	123	186	80,650	69,482	32,224	8,401	12,951
Syria	22	573	1,093	439	178	3,050	64,953	1,07,090	37,143	17,936
Mascat Territory and Trucial Oman	22,374	13,317	21,849	16,780	99,997	35,57,852	22,62,857	24,78,138	17,02,190	19,84,406
Other Native States in Arabia	27,286	22,805	22,206	27,617	28,376	36,91,945	27,33,772	23,47,975	19,35,763	21,46,642
Iraq	229	220	288	39	42	44,536	31,736	62,060	6,674	4,730
Iran	2,386	293	1,440	463	233	4,41,880	35,431	1,59,735	43,042	22,315
Sumatra	129,307	95,843	62,491	69,806	70,013	1,43,69,702	63,73,673	43,29,312	40,75,103	39,58,969
Java	51,308	63,179	18,313	4,383	25,806	47,37,795	42,93,757	10,79,669	2,28,351	15,33,791
Celebes and other Islands	230	..	25	175	179	20,608	..	2,034	7,894	7,918
Siam	8,251	6,316	970	253	37	3,76,637	4,44,729	77,731	17,505	3,032
Formosa	9,340	7,94,266
China exclusive of Hong- kong and Macao)	396,313	353,556	233,828	170,613	173,425	4,91,94,516	2,65,20,772	1,79,96,527	93,71,987	97,45,884
Korea	4,229	5,11,329
Japan	958	405	74,061	205	4,155	1,19,421	36,171	62,27,022	12,339	2,73,351
Egypt	31,921	80,272	36,285	24,102	29,774	21,78,672	67,03,463	24,76,533	12,39,950	17,37,394
Tripoli (Libya)	..	22	63	4	2,400	5,100	213	..
French West Africa	150	11,984
Portuguese East Africa	9,189	7,575	7,796	7,394	5,958	14,79,945	9,74,049	8,72,958	6,43,647	5,81,376
Réunion	2,238	..	1	1,78,488	..	150
Italian East Africa (Somaliland and Britia)	1,978	2,020	2,245	3,063	3,014	3,56,962	2,43,474	2,54,992	2,05,092	2,73,633
French Somaliland	982	1,295	857	1,032	672	1,60,898	1,58,115	1,03,586	78,963	66,030
Abyssinia	..	330	23,589
United States of America—										
<i>Via Atlantic Coast</i>	2,541	550	507	818	2,518	3,20,169	59,870	59,499	79,659	2,18,248
<i> " Pacific " " " "</i>	4	4	3	808	1,185	940

(a) Specified separately from 1934-35 and subject to subsequent adjustment.

GENERAL EXPORTS

(548)

INDIAN MERCHANDISE

No. 11—continued

ARTICLES, AND COUNTRIES OF FINAL DESTINATION; ALSO SHARE OF EACH PROVINCE	QUANTITY					VALUE				
	1930-31	1931-32	1932-33	1933-34	1934-35	1930-31	1931-32	1932-33	1933-34	1934-35
Grain, Pulse, and Flour —continued	Tons	Tons	Tons	Tons	Tons	R	R	R	R	R
<i>Rice, not in the husk (I. C.)</i> —concluded										
TOTAL RICE NOT IN THE HUSK—concluded										
Cuba	91,802	70,173	39,043	46,190	13,865	1,06,57,388	81,99,040	29,08,122	22,13,641	7,11,000
Haiti and St. Domingo	2,415	1,272	2,000	600	..	2,08,353	26,457	1,32,608	24,115	..
French West Indies	1,077	600	722	377	752	1,75,315	73,010	67,354	31,180	60,400
Colombia	334	2,430	43	..	5	1,21,515	2,32,026	2,169	..	55
Venezuela	323	1,547	933	314	9	30,009	1,12,304	64,949	45,599	60
Argentine Republic (including the Atlantic Coast of Patagonia)	5,029	173	7,32,443	11,300
Other Islands in the Pacific	70	7,169
Other Foreign Countries	23	9	30	95	3	5,579	1,596	2,791	5,103	20
Total 'For orders' Cargoes (a)	—	—	—	—	2,664	—	—	—	—	1,21,500
TOTAL FOREIGN COUNTRIES	1,120,020	1,210,733	965,524	849,557	316,314	12,17,14,344	9,52,64,670	7,12,42,326	4,66,53,306	4,33,75,655
<i>Share of Bengal</i>	112,308	122,133	129,793	107,657	94,144	1,22,44,354	1,27,94,714	1,31,17,596	94,33,393	92,47,300
" Bihar and Orissa	259	50	25,992	4,000
" Bombay	12,397	12,342	11,829	12,074	12,971	24,34,324	22,12,423	20,19,094	18,19,763	19,25,164
" Sind	43,632	37,312	21,329	17,559	22,316	74,39,161	52,02,049	39,52,939	21,13,923	25,21,300
" Madras	191,711	61,175	64,294	78,362	72,906	1,61,79,373	91,82,919	56,36,429	29,12,612	29,71,112
" Burma	1,375,393	2,065,815	1,602,329	1,616,396	1,329,264	21,02,08,322	16,57,11,771	11,41,11,732	8,27,23,297	2,12,99,241
TOTAL	2,243,784	2,301,416	1,828,196	1,732,529	1,592,530	25,31,62,971	17,84,24,968	14,18,87,834	10,52,14,028	10,30,20,680
<i>Rice flour and ground rice (I. C.)—</i>	Tons	Tons	Tons	Tons	Tons					
TOTAL BRITISH EMPIRE	29	6	1	5,007	1,322	847	173	19
Mascat Territory and Trucial Oman	108	96	90	101	58	12,920	4,732	7,957	9,374	4,071
Other Foreign Countries	3	1	1	..	12	904	440	274	95	2,144
TOTAL FOREIGN COUNTRIES	106	97	91	101	70	14,524	6,172	8,241	9,469	7,435
<i>Share of Bombay</i>	31	7	3	..	12	6,103	1,720	621	180	2,411
" Sind	104	66	30	101	33	14,023	3,224	2,157	9,289	2,311
" Madras	23	1
TOTAL	135	73	33	101	45	20,126	7,554	2,788	9,647	7,5
<i>Wheat (I. C.)—</i>	Tons	Tons	Tons	Tons	Tons					
United Kingdom (including Channel Islands)	175,283	16,776	8,612	1,70,67,630	10,07,090	11	17	7,12,3
Aden and Dependencies	234	257	211	159	223	50,468	50,871	41,043	32,172	40,6
Bahrain Islands	57	6	1	47	4	9,310	1,200	244	8,410	7
Ceylon (including Maldives)	75	145	166	229	233	18,592	20,199	20,004	26,734	23,5
Straits Settlements	354	312	330	234	215	78,067	64,294	60,874	42,343	46,1
Hongkong	31	34	130	24	135	2,933	6,587	14,344	2,130	12,1
Zanzibar and Pemba	292	291	301	243	235	72,544	74,072	74,035	54,094	48,8
Kenya Colony	129	123	117	157	177	35,433	30,860	28,329	34,273	34,3
Tanganyika Territory	243	228	244	250	271	65,325	54,305	56,093	50,245	49,1
Other British Possessions	7	43	10	23	13	1,998	6,050	2,461	3,760	2,4
TOTAL BRITISH EMPIRE	170,675	18,264	1,500	1,386	10,173	1,73,99,666	12,19,423	2,98,203	2,54,193	9,70

(a) Specified separately from 1934-35 and subject to subsequent adjustment.

No. 11—continued

ARTICLES, AND COUNTRIES OF FINAL DESTINATION; ALSO SHARE OF EACH PROVINCE	QUANTITY					VALUE				
	1930-31	1931-32	1932-33	1933-34	1934-35	1930-31	1931-32	1932-33	1933-34	1934-35
	Tons	Tons	Tons	Tons	Tons	₹	₹	₹	₹	₹
Grain, Pulse and Flour —continued										
Wheat (I. O)—continued										
Germany	70	7,000
Netherlands	400	40,000
Belgium	6,359	6,89,780
France	5,266	10	9	5,26,700	1,250	1,012	20	..
Greece (including Crete) . .	1,700	1,09,990
Mascat Territory and Trucial Oman	885	880	387	327	347	1,02,466	70,650	36,212	30,080	30,110
Other Native States in Arabia	1,147	832	231	284	409	1,72,039	91,552	35,831	34,821	48,430
Java]	70	48	40	25	1	12,010	6,410	5,721	2,729	136
Egypt	3,315	201	3,47,562	18,392
Italian East Africa	78	9	6	9	11	13,563	1,009	1,136	1,325	1,560
Other Foreign Countries . .	43	26	21	29	21	6,868	3,760	3,910	4,301	3,561
TOTAL FOREIGN COUNTRIES	19,830	1,951	694	674	789	20,87,977	1,93,032	83,872	72,776	83,306
Share of Bengal	137	177	168	74	142	19,808	20,298	21,222	7,351	12,026
" Bombay	1,451	1,357	1,308	1,335	1,230	3,60,139	3,12,311	2,93,173	2,50,106	2,49,509
" Sind	194,917	18,664	645	739	9,510	1,91,07,441	11,78,283	59,538	67,699	7,95,609
" Madras	178	317	195	156	248
" Burma	17	73	13	39	32	1,457	3,037	1,252	3,135
TOTAL	196,506	20,215	2,194	2,060	10,962	1,94,87,643	15,12,460	3,82,265	3,26,964	10,60,578
Wheat flour (I. O)—	Tons	Tons	Tons	Tons	Tons					
Aden and Dependencies . . .	5,657	5,577	3,500	2,847	1,659	9,04,352	6,09,065	4,03,774	3,28,126	1,69,592
Bahrela Islands	1,723	569	195	231	228	2,90,503	81,538	23,173	25,825	24,336
Ceylon (excluding Maldives)	1,254	813	325	254	526	2,20,917	88,316	40,508	28,817	58,168
Straits Settlements	3,496	3,229	1,613	1,611	2,422	6,11,902	5,41,600	2,72,121	2,14,345	3,26,764
Federated Malay States . . .	478	739	392	148	224	69,488	92,449	54,776	18,701	20,358
Protectorate of S. W. Africa	34	6,890	3
Zanzibar and Pemba	2,953	2,748	1,500	641	507	6,18,402	5,29,185	2,82,930	1,08,816	84,742
Kenya Colony	3,135	3,149	1,662	1,422	1,495	7,19,312	6,73,973	3,60,942	2,62,263	2,42,059
Tanganyika Territory	313	180	87	88	94	54,690	31,388	18,393	15,619	14,740
Somaliand Protectorate	98	94	62	38	18	15,100	10,265	6,863	4,248	1,845
Anglo-Egyptian Sudan	30	5,192	3,260	318	210	4,557	5,88,852	2,44,075	29,263	30,208
Mauritius and Dependencies	4,434	1,277	256	92	101	6,23,095	1,39,916	29,998	10,611	12,432
Seychelles	282	263	241	56	17	62,202	56,122	48,645	11,569	3,653
Other British Possessions . .	10	23	14	30	88	3,266	3,900	3,124	7,150	7,144
TOTAL BRITISH EMPIRE	23,902	23,923	12,112	7,676	7,589	42,04,624	34,44,730	17,79,873	10,60,353	9,96,123
Mascat Territory and Trucial Oman	2,966	3,114	2,708	2,095	2,007	4,00,627	2,89,702	2,63,206	2,02,517	1,82,646
Other Native States in Arabia	10,060	10,700	3,862	2,036	1,414	17,92,557	15,23,472	4,66,940	2,84,376	1,96,880
Iraq	115	49	40	21	31	22,024	3,709	6,739	4,204	5,793
Iran	366	1	5	4	13	55,721	188	679	439	1,648
Henjam Islands	61	22	13	19	16	10,042	2,911	1,990	2,560	2,310
Siam	298	316	227	181	141	61,375	39,196	34,359	13,771	12,229
Egypt	6,173	822	23	8	20	10,05,311	92,534	2,287	806	2,736
Portuguese East Africa	294	212	205	162	169	48,920	44,965	40,804	30,517	26,922
Italian East Africa (Somal- land and Eritrea)	2,407	3,157	1,345	206	313	3,49,125	3,04,307	1,41,465	22,720	33,069
French Somaliland	344	373	236	111	23	50,004	35,410	28,107	13,490	1,851
Other Foreign Countries . . .	18	31	14	17	27	3,468	5,053	3,250	1,740	3,989
TOTAL FOREIGN COUNTRIES	23,007	18,802	8,678	4,860	4,174	37,99,274	23,52,447	9,89,806	6,77,140	4,70,673

ARTICLES, AND COUNTRIES OF FINAL DESTINATION; ALSO SHARE OF EACH PROVINCE	QUANTITY					VALUE				
	1930-31	1931-32	1932-33	1933-34	1934-35	1930-31	1931-32	1932-33	1933-34	1934-35
Grain, Pulse, and Flour —continued										
<i>Wheat flour (I. C.)—continued</i>										
Share of Bengal	2,631	2,522	2,569	2,641	2,661	2,27,290	2,22,494	2,32,119	23,037	7,120
" Bombay	17,497	16,312	6,322	6,619	6,113	26,90,210	29,16,493	12,12,222	9,22,423	3,81,210
" Sind	24,493	24,242	12,259	6,122	6,109	29,02,052	25,24,226	14,12,212	6,40,442	4,42,210
" Madras	—	1	1	42	622	274	141	..
" Burma	122	222	22	22	..	22,127	22,222	11,222	2,222	..
TOTAL	46,908	42,724	20,700	12,222	11,722	80,02,222	87,07,177	27,02,270	16,27,422	14,22,210
<i>Other sorts (I. C.)—</i>										
United Kingdom (including Channel Islands)	Tons	Tons	Tons	Tons	Tons					
Ceylon (including Maldives)	112	112	122	147	227	12,222	12,222	12,222	12,222	12,222
Straits Settlements	22	22	22	22	22	22,222	22,222	22,222	22,222	22,222
Union of South Africa	122	122	122	122	122	12,222	12,222	12,222	12,222	12,222
Kenya Colony	122	122	122	122	122	12,222	12,222	12,222	12,222	12,222
Tanganyika Territory	22	22	22	22	22	22,222	22,222	22,222	22,222	22,222
Mauritius and Dependencies	122	122	122	122	122	12,222	12,222	12,222	12,222	12,222
Other British Possessions	22	22	22	22	22	22,222	22,222	22,222	22,222	22,222
TOTAL BRITISH EMPIRE	722	722	1,222	722	1,222	1,22,222	1,22,222	1,22,222	1,02,222	1,22,222
Germany	122	122	122	122	122	12,222	12,222	12,222	12,222	12,222
Netherlands	22	22	22	22	22	22,222	22,222	22,222	22,222	22,222
Belgium	22	22	22	22	22	22,222	22,222	22,222	22,222	22,222
France
Italy (including Finme)	12	..	12	12	12	12,222	..	12,222	12,222	12,222
Portuguese East Africa	22	22	22	22	22	12,222	12,222	12,222	12,222	12,222
Other Foreign Countries	22	22	22	22	22	22,222	22,222	22,222	22,222	22,222
TOTAL FOREIGN COUNTRIES	222	222	422	222	222	22,222	22,222	22,222	22,222	22,222
Share of Bengal	1	1	..	1	1	222	222	22	222	..
" Bombay	722	222	222	1,222	1,122	1,22,222	1,22,222	1,22,222	1,22,222	1,22,222
" Sind	222	222	222	222	222	22,222	22,222	22,222	22,222	22,222
" Madras	1	1	1	1	1	122	122	122	122	122
" Burma	22	22	22	22	22	22,222	22,222	22,222	22,222	22,222
TOTAL	1,022	1,122	1,222	1,222	1,222	2,10,222	1,70,222	2,12,222	1,02,222	2,12,222
Total Grain, Pulse, and Flour										
United Kingdom (including Channel Islands)	Tons	Tons	Tons	Tons	Tons					
Irish Free State (a)	122
Malta and Gozo	72	222	222	222	..	22,222	22,222	22,222	22,222
Cyprus	22	122	122	22	22	22,222	22,222	22,222	22,222	22,222
Palestine	22	222	222	22	222	22,222	22,222	22,222	22,222	22,222
Aden and Dependencies	22,222	12,222	12,222	12,222	12,222	22,222	22,222	22,222	22,222	22,222
Bahrain Islands	12,222	12,222	12,222	12,222	12,222	22,222	22,222	22,222	22,222	22,222
Ceylon (including Maldives)	422,222	422,222	422,222	422,222	422,222	4,02,222	4,02,222	4,02,222	4,02,222	4,02,222
Maldives	22	222	122	122	222	22,222	22,222	22,222	22,222	22,222
Straits Settlements	222,222	222,222	222,222	222,222	222,222	22,222	22,222	22,222	22,222	22,222
Federated Malay States	22,222	22,222	22,222	22,222	22,222	22,222	22,222	22,222	22,222	22,222
British Borneo	22	22,222
Hongkong	22,222	22,222	22,222	22,222	22,222	22,222	22,222	22,222	22,222	22,222
Gambia	22,222	..	222	222	222	22,222	..	22,222	22,222	22,222
Gold Coast (including Br. Mandated Territory of Togoland)	222	1,222	222	22	222	22,222	1,02,222	12,222	1,222	222
Nigeria (including Br. Mandated Territory of Cameroons)	1,222	222	222	22	222	1,12,222	42,222	22,222	2,222	222
Protectorate of S. W. Africa	22	22,222	122	..

(a) Separately shown from 1933-34. Included into "the United Kingdom" up to 1932-33.

No. 11—continued

ARTICLES, AND COUNTRIES OF FINAL DESTINATION; — ALSO SHARE OF EACH PROVINCE	QUANTITY					VALUE				
	1930-31	1931-32	1932-33	1933-34	1934-35	1930-31	1931-32	1932-33	1933-34	1934-35
Grain, Pulse, and Flour —continued										
Total Grain, Pulse, and Flour —continued	Tons	Tons	Tons	Tons	Tons	R	R	R	R	R
Union of South Africa	31,223	23,909	26,814	27,689	23,384	46,02,578	34,16,701	29,22,768	24,61,689	28,17,985
Zanzibar and Pemba	16,674	17,586	13,176	14,876	10,673	28,51,909	18,59,606	13,32,526	18,97,152	9,97,892
Kenya Colony	8,702	6,988	4,255	4,067	4,336	18,82,760	13,78,184	8,35,830	7,67,883	8,20,797
Tanganyika Territory	1,167	840	617	659	708	2,59,336	1,82,002	1,37,002	1,28,797	1,33,320
Somaland Protectorate	2,212	2,067	3,237	3,552	2,579	3,47,205	2,47,978	3,53,578	2,18,554	1,51,962
Anglo-Egyptian Sudan	303	10,329	5,455	740	552	50,688	10,24,822	5,14,156	90,633	72,129
Mauritius and Dependencies	59,408	57,321	57,910	57,473	69,224	78,28,298	62,91,511	54,79,908	41,77,696	55,02,784
Seychelles	2,645	2,593	3,148	1,866	2,580	3,77,000	3,18,136	3,45,188	1,79,516	2,58,183
Socotra (a)	—	—	—	65	942	—	—	—	6,768	82,465
Canada—										
<i>Vid Atlantic Coast</i>	3,102	5,100	4,600	6,908	6,638	3,21,960	3,62,838	3,50,301	3,94,254	3,90,195
<i>" Pacific "</i>	1,288	1,056	747	750	1,122	1,77,985	1,28,023	51,158	76,030	1,07,738
Bahamas	116	458	986	7,323	24,591	54,717
British West India Islands (excluding Bahamas)	13,820	10,876	14,980	21,773	36,057	17,86,236	17,18,661	12,34,852	14,24,876	25,08,247
British Honduras	100	100	125	5,246	7,430
British Guiana	404	355	671	569	534	65,763	51,194	78,063	59,424	57,096
Commonwealth of Australia Territory of Papua	1,344	4,166	6,136	5,007	4,486	1,81,616	3,73,427	5,04,676	2,61,696	2,07,570
New Zealand	1,608	1,902	633	1,867	3,002	2,02,677	1,58,313	51,311	1,11,658	1,75,524
Fiji Islands	1,834	537	499	703	470	2,22,165	69,863	62,555	80,035	55,656
Other British Possessions	1	..	14	44	21	118	40	3,320	2,591	1,035
Total 'For orders' cargoes (b)	—	—	—	—	15,766	—	—	—	—	8,70,638
TOTAL BRITISH EMPIRE	1,356,448	1,132,955	930,063	1,017,173	9,92,258	15,80,40,501	9,77,23,809	8,23,04,405	6,67,39,974	7,19,38,555
U. S. E. E.—										
Northern	4,800	3,059	4,800	2,400	..	5,16,646	1,26,914	3,27,563	1,08,277	..
Finland	6,750	1,000	2,000	21,207	..	4,62,251	49,778	1,01,547	12,26,452
Sweden	8,851	2,000	4,554	11,973	10,838	7,63,987	1,56,806	3,94,517	6,64,124	6,28,407
Norway	603	..	700	450	760	74,598	..	37,250	21,320	34,844
Denmark	2,900	15	..	1,62,466
Poland (including Danzig)	40,581	74,288	30,200	38,379	49,210	35,42,310	49,21,976	19,60,155	17,92,489	25,54,632
Germany	163,826	308,209	275,218	252,684	158,844	1,54,09,387	2,00,94,696	1,79,50,085	1,43,36,959	89,43,856
Netherlands	107,097	202,150	104,761	81,112	66,661	99,36,294	1,32,06,026	65,55,751	43,05,662	42,40,237
Belgium	53,058	57,140	29,979	41,135	20,145	51,34,373	82,94,228	16,53,149	15,64,522	8,30,262
France	14,738	7,828	17,706	19,099	1,024	15,68,832	7,02,422	15,67,709	16,07,907	1,06,633
Spain	24	..	65	408	..	2,197	..	5,971	32,013
Portugal (including Azores and Madeira)	5,495	2,605	1,789	900	2,000	5,09,715	2,32,512	1,47,177	64,788	88,662
Italy (including Fiume)	18,942	22,243	28,261	26,649	26,241	18,19,654	16,81,672	18,81,093	14,84,610	17,54,195
Roumania	250	200	1,200	200	..	11,064	10,578	95,803	3,089	..
Greece (including Crete)	1,729	165	315	215	235	1,75,015	19,477	37,309	22,851	25,055
Turkey, European	1,015	1,432	1,702	135	300	1,57,098	1,76,664	2,01,111	18,451	33,003
Turkey, Asiatic	575	613	320	123	136	80,658	59,782	32,224	8,401	12,951
Syria	57	611	1,143	551	420	12,933	76,543	1,19,595	65,023	52,329
Maskat Territory and Trucial Oman	26,846	23,555	25,649	19,777	12,861	41,51,121	27,13,671	28,39,345	19,91,239	22,47,266
Other Native States in Arabia	41,645	38,883	29,498	33,410	33,257	61,11,708	48,53,249	31,50,733	28,38,367	26,87,000
Iraq	416	323	438	236	285	80,731	50,641	84,565	42,433	38,471
Iran	2,985	338	1,527	473	251	5,41,156	41,489	1,68,297	44,151	25,154
Hejaz Islands	62	30	13	22	16	15,048	4,190	2,055	3,039	2,502
Sumatra	129,307	95,862	62,498	69,305	70,013	1,43,63,792	63,76,316	43,30,410	40,75,190	39,54,061
Java	51,410	63,344	18,732	4,543	25,902	47,71,814	43,15,795	11,27,203	2,46,227	15,44,481
Celebes and other Islands	331	..	25	175	179	20,656	..	2,034	7,894	7,918
Siam	8,756	6,374	1,412	564	340	6,83,402	5,17,788	1,43,525	52,050	33,971
Formosa	1	..	9,340	120	..	7,94,266
China (exclusive of Hongkong and Macao)	396,339	353,567	233,836	170,930	173,434	4,91,05,473	2,65,23,355	1,79,99,231	92,74,689	97,47,739
Korea	4,329	5,11,329
Japan	15,465	23,940	92,805	17,203	22,603	11,66,363	12,10,475	71,65,578	7,03,874	13,08,747
Egypt	36,458	90,784	33,446	24,120	30,219	41,53,169	61,79,104	24,93,355	12,92,667	18,17,103

(a) Separately shown from 1933-34. Included into "Aden and Dependencies" upto 1932-33.
(b) Specified separately from 1934-35 and subject to subsequent adjustment.

GENERAL EXPORTS

(552)

INDIAN MERCHANDISE

No. 11—continued

ARTICLES, AND COUNTRIES OF FINAL DESTINATION ; ALSO SHARE OF EACH PROVINCE	QUANTITY					VALUE				
	1930-31	1931-32	1932-33	1933-34	1934-35	1930-31	1931-32	1932-33	1933-34	1934-35
Grain, Pulse, and Flour—concluded	Tons	Tons	Tons	Tons	Tons	Rs	Rs	Rs	Rs	Rs
Total Grain, Pulse, and Flour—concluded										
Tripoli (Libya)	23	63	4	2,400	5,100	213	..
French West Africa	1	150	105	11,000
Portuguese East Africa	9,810	8,274	8,487	8,010	6,616	16,50,344	11,45,928	10,07,021	7,02,738	7,01,000
Reunion	128	75	2,359	58	231	31,278	12,985	2,02,097	11,363	41,000
Italian East Africa (Somaliland and Eritrea)	4,653	6,564	4,042	2,224	2,468	7,19,515	7,18,145	4,43,440	3,94,071	2,22,000
French Somaliland	1,481	2,126	1,263	1,254	734	2,32,981	2,45,879	1,60,908	1,05,705	70,000
Abyssinia	330	23,589
United States of America—										
Via Atlantic Coast	2,554	563	508	842	2,618	2,22,705	61,140	59,623	82,023	2,11,250
" Pacific "	7	8	4	700	20	1,858	1,938	396	29,217	2,500
Cuba	61,892	70,156	39,048	46,190	12,865	1,06,87,388	52,00,865	29,98,122	28,18,641	7,15,000
Haiti and St. Domingo	2,415	1,272	2,000	600	..	2,06,358	86,457	1,32,608	32,115	..
French West Indies	1,101	611	742	394	767	1,79,599	74,604	69,259	33,344	65,000
Colombia	895	2,430	43	..	5	7,21,515	2,28,029	2,169	..	511
Venezuela	823	1,547	933	814	9	90,077	1,12,304	64,949	46,589	48
Dutch Guiana	146	156	125	218	156	24,296	22,709	17,543	20,267	11,511
Argentine Republic (including the Atlantic Coast of Patagonia)	5,629	175	7,29,445	11,500	10
Other Islands in the Pacific	70	7,169
Other Foreign Countries	25	13	31	8	35	5,263	2,772	2,232	1,224	4,719
TOTAL* For orders' Cargoes (a)	—	—	—	—	2,664	—	—	—	—	1,84,000
TOTAL FOREIGN COUNTRIES	1,257,401	14,31,204	1,075,720	852,088	772,617	14,07,78,200	10,58,79,171	7,84,64,458	5,06,88,562	4,66,01,219
Share of Bengal	154,574	150,843	180,326	131,200	122,723	2,38,46,674	1,90,21,178	1,08,27,122	1,17,76,278	1,19,54,241
" Bihar and Orissa	249	80	24,262	6,650
" Bombay	48,124	96,639	65,413	42,225	42,508	1,02,98,119	1,19,99,765	69,32,805	61,97,391	64,64,224
" Sind	279,822	128,328	97,949	68,215	82,320	2,22,12,601	1,22,67,316	99,36,220	87,01,479	78,84,712
" Madras	182,856	65,128	69,876	81,131	79,519	1,89,74,299	96,51,229	20,22,991	22,20,129	25,29,229
" Burma	2,022,404	2,173,259	1,993,939	1,368,230	1,431,005	21,26,87,238	18,62,72,963	11,88,48,396	8,56,42,893	8,26,65,963
TOTAL	2,612,849	2,416,159	2,055,759	1,870,211	1,765,075	29,08,18,701	20,87,17,980	16,07,68,863	11,74,78,586	11,84,59,974
Gums and Resins—										
Arabic (H. D)—	Cwts.	Cwts.	Cwts.	Cwts.	Cwts.					
United Kingdom (including Channel Islands)	489	696	124	101	199	12,940	14,998	2,755	1,522	2,254
Other British Possessions	89	223	98	64	91	2,580	5,510	2,205	1,495	2,191
TOTAL BRITISH EMPIRE	578	919	222	165	290	16,520	20,508	4,960	3,017	4,445
U. S. S. R.—										
Northern	278	7,450
Germany	463	332	158	405	54	12,740	6,034	2,935	7,167	1,250
Belgium	1,830	525	245	373	210	48,881	6,930	3,645	5,392	6,250
France	220	428	19	5,092	9,780	553
United States of America— Via Atlantic Coast	2,939	401	491	..	96	72,169	9,545	9,440	..	1,023
Other Foreign Countries	16	68	20	21	70	686	1,977	484	500	1,700
TOTAL FOREIGN COUNTRIES	5,796	1,812	914	799	449	1,46,968	34,218	17,504	13,029	10,816
Share of Bengal	48	97	66	14	36	2,125	1,920	1,200	380	444
" Bombay	6,322	2,624	1,088	910	685	1,61,363	62,799	21,864	18,795	16,016
" Madras	18	344
TOTAL	6,374	2,731	1,148	804	739	1,63,488	54,719	22,464	19,076	16,944

(a) Specified separately from 1934-35 and subject to subsequent adjustment.

No. 11—continued

ARTICLES, AND COUNTRIES OF FINAL DESTINATION; ALSO SHARE OF EACH PROVINCE	QUANTITY					VALUE				
	1930-31	1931-32	1932-33	1933-34	1934-35	1930-31	1931-32	1932-33	1933-34	1934-35
Gums and Resins— continued										
<i>Benjamin (II. D)—</i>										
TOTAL BRITISH EMPIRE	12	8	6	2	10	582	512	295	100	350
TOTAL FOREIGN COUNTRIES	9	4	9	..	154	850	180	268	..	4,620
Share of Bengal	3	3	3	1	164	60	75	186	50	4,620
" Bombay	18	3	10	1	18	1,392	610	298	50	350
" Madras	1	1	2	30	77	80
TOTAL	21	12	15	2	170	1,432	662	663	100	4,970
<i>Dibbanin or Myrabincense (II. D)—</i>										
TOTAL BRITISH EMPIRE	119	180	..	4	3	1,625	2,000	..	90	120
TOTAL FOREIGN COUNTRIES	479	62	88	..	31	11,761	1,035	4,045	..	1,128
Share of Bengal	6	128
" Bombay	598	192	88	4	28	13,386	3,035	4,045	90	1,120
TOTAL	598	192	88	4	34	13,386	3,035	4,045	90	1,248
<i>Resin (II. D)—</i>										
United Kingdom (including Channel Islands)	8,000	1,020	12,000	5,620	2,268	1,00,000	11,537	1,45,145	62,097	24,100
Ceylon (including Maldives)	7	..	56	491	667	210	..	661	5,730	6,607
Hongkong	34	178	1,000	7,500
Commonwealth of Australia	504	10,616	7,813	3,146	5,796	8,500	1,42,125	1,02,598	31,701	52,558
Other British Possessions	11	89	37	105	89	195	1,181	678	1,300	978
TOTAL BRITISH EMPIRE	8,656	11,903	20,806	9,362	8,815	1,09,905	1,62,298	2,55,072	1,01,028	84,548
Germany	520	5,850
Italy (including Fiume)	4,360	1,940	600	840	3,802	54,345	21,825	6,750	9,450	42,725
Java	..	505	4,500
Other Foreign Countries	135	76	184	150	195	1,831	1,066	1,647	1,771	2,374
TOTAL FOREIGN COUNTRIES	4,495	2,525	1,264	990	3,997	56,176	27,391	14,247	11,221	46,099
Share of Bengal	615	11,352	7,887	3,661	6,735	3,595	1,54,904	1,09,742	37,066	61,186
" Bombay	37	106	90	65	85	1,976	1,406	1,142	318	1,174
" Sind	12,449	2,970	14,083	6,626	5,992	1,55,410	33,375	1,58,436	74,426	67,283
TOTAL	13,151	14,428	22,060	10,352	12,812	1,66,081	1,89,684	2,69,319	1,22,499	1,29,642
<i>Other sorts (II. D)—</i>										
United Kingdom (including Channel Islands)	514	592	936	1,862	3,278	16,390	11,795	23,182	32,043	48,975
Straits Settlements	27	328	259	47	61	818	6,841	4,391	759	1,297
Hongkong	472	408	1,224	794	955	10,535	11,484	19,981	16,387	24,175
Other British Possessions	85	210	125	132	161	2,466	3,727	2,819	3,141	4,568
TOTAL BRITISH EMPIRE	1,128	1,598	2,544	2,865	3,455	30,259	33,847	50,378	53,310	79,005

ARTICLES AND COUNTRIES OF FINAL DESTINATION; ALSO SHARE OF EACH PROVINCE	QUANTITY					VALUE				
	1930-31	1931-32	1932-33	1933-34	1934-35	1930-31	1931-32	1932-33	1933-34	1934-35
Gums and Resins—cond.										
<i>Other sorts (II. D)—contd.</i>										
Germany	11,493	7,834	9,852	13,033	10,973	4,77,022	2,57,736	2,45,413	4,08,070	5,70,000
Netherlands	471	817	1,808	2,206	1,462	27,200	2,566	22,168	26,025	21,100
Belgium	2,575	1,209	1,323	2,110	452	53,852	19,447	22,820	41,410	11,200
France	852	619	479	466	735	23,751	14,089	10,800	14,525	27,100
United States of America— Via Atlantic Coast	27,078	20,838	22,208	29,835	27,624	8,60,602	8,07,343	8,46,214	6,32,568	6,02,500
Other Foreign Countries	25	154	167	224	145	2,796	5,236	2,302	4,166	1,500
TOTAL FOREIGN COUNTRIES	42,704	41,471	35,087	53,824	50,392	14,50,113	11,13,059	9,60,732	12,28,624	12,00,300
Share of Bengal	56	42	78	313	35	2,723	926	1,393	9,294	3,200
" Bombay	42,249	42,313	33,314	55,447	53,523	14,30,653	11,37,537	10,08,531	12,37,321	12,77,771
" Sind	623	189	90	266	189	16,796	7,275	2,292	10,391	6,200
" Madras	5	17	22	61	65	141	298	554	490	270
" Burma	17	37	13	..	60	1,200	2,700	922	..
TOTAL	43,822	43,066	38,531	56,209	53,847	14,30,373	11,47,506	10,11,155	12,79,634	13,01,345
Total Gums and Resins—										
United Kingdom (including Channel Islands)	9,023	2,308	13,970	7,053	4,740	1,22,330	22,325	1,71,092	97,462	76,000
Ceylon (excluding Maldives)	56	165	118	572	733	1,663	2,263	2,042	6,282	7,463
Straits Settlements	40	426	230	62	102	2,323	8,308	5,854	1,041	1,971
Hongkong	606	651	1,234	794	955	12,555	23,234	19,081	16,357	24,025
Commonwealth of Australia	656	10,659	7,737	3,204	5,842	10,376	1,43,489	1,09,075	23,141	34,397
Other British Possessions	72	147	109	203	197	2,114	2,036	2,665	5,122	4,301
TOTAL BRITISH EMPIRE	10,498	14,558	23,438	11,015	12,579	1,58,891	2,19,155	2,10,700	1,67,445	1,69,146
U. S. S. R.—										
Northern	278	7,450
Germany	12,138	8,187	10,530	19,338	20,027	4,92,393	2,64,032	2,55,203	5,01,137	5,72,008
Netherlands	471	838	1,808	2,206	1,462	27,200	2,136	22,168	26,025	21,100
Belgium	4,405	1,755	1,623	2,483	663	1,02,489	26,602	26,525	46,802	17,770
France	1,072	1,125	479	468	779	23,842	25,019	10,800	14,525	29,023
Italy (including Finme)	4,406	2,012	621	870	3,620	55,946	24,252	7,380	10,050	43,075
United States of America— Via Atlantic Coast	20,184	21,249	22,785	29,385	27,374	9,27,326	8,17,533	8,58,654	6,32,568	6,69,184
Other Foreign Countries	329	708	411	865	308	9,138	9,823	8,116	6,437	7,751
TOTAL FOREIGN COUNTRIES	53,433	45,974	38,852	55,613	55,023	16,55,508	11,76,451	9,96,846	12,49,904	18,71,003
Share of Bengal	719	11,494	3,022	3,939	7,016	13,603	1,57,335	1,19,325	46,630	66,630
" Bombay	50,210	45,753	39,338	55,507	54,342	16,73,610	11,95,236	10,39,330	12,73,978	12,07,026
" Sind	12,971	3,150	14,173	8,933	6,181	1,32,303	49,650	1,63,327	35,326	73,633
" Madras	6	18	30	41	62	221	235	664	490	270
" Burma	17	27	12	..	60	1,200	2,700	922	..
TOTAL	61,976	60,432	61,340	67,531	67,602	18,24,759	13,95,806	13,07,546	14,07,349	16,40,149
Hardware and cutlery, in- cluding platedware (III. D)—										
United Kingdom (including Channel Islands)	—	—	—	—	—	44,712	12,900	20,737	10,950	3,542
Aden and Dependencies	—	—	—	—	—	25,591	26,111	27,657	31,330	27,223
Bahrain Islands	—	—	—	—	—	16,954	4,208	2,971	6,535	6,497
Ceylon (excluding Maldives)	—	—	—	—	—	2,21,344	96,536	1,01,658	70,011	93,646
Straits Settlements	—	—	—	—	—	1,70,746	35,035	29,009	37,470	29,253
Hongkong	—	—	—	—	—	280	540	800	3,526	3,027
Zanzibar and Pemba	—	—	—	—	—	8,309	8,616	6,752	5,941	8,094
Kenya Colony	—	—	—	—	—	26,555	20,935	14,781	10,556	24,097

No. 11—continued

ARTICLES, AND COUNTRIES OF FINAL DESTINATION; ALSO SHARE OF EACH PROVINCE	QUANTITY					VALUE				
	1980-81	1931-32	1932-33	1933-34	1934-35	1930-31	1931-32	1932-33	1933-34	1934-35
						₹	₹	₹	₹	₹
Hardware and cutlery, (in- cluding platedware (III. D)) —contd.										
Tanganyika Territory	—	—	—	—	—	5,336	2,980	3,650	3,870	7,973
Anglo-Egyptian Sudan	—	—	—	—	—	35,792	13,994	11,142	15,130	13,040
Fiji Islands	—	—	—	—	—	4,068	3,289	5,156	4,297	5,336
Other British Possessions	—	—	—	—	—	19,715	7,908	11,245	17,464	20,499
TOTAL BRITISH EMPIRE	—	—	—	—	—	5,79,942	2,34,102	2,45,058	2,33,138	2,43,026
Norway	—	—	—	—	—	5,615	600	2,960
Germany	—	—	—	—	—	10,640	1,460	4,998	545	3,940
France	—	—	—	—	—	1,371	497	12,512	400	235
Italy (including Fiume)	—	—	—	—	—	10,781	1,387	..	40	22,740
Mascat Territory and Trucial Oman	—	—	—	—	—	14,015	15,030	13,536	10,285	13,101
Other Native States in Arabia	—	—	—	—	—	17,247	6,166	9,033	14,583	13,636
Iraq	—	—	—	—	—	29,505	19,535	16,356	28,591	36,565
Iran	—	—	—	—	—	11,946	5,958	5,117	14,103	13,911
Java	—	—	—	—	—	30,107	12,642	13,187	3,585	4,875
Japan	—	—	—	—	—	630	692	4,874	19,002	5,738
Portuguese East Africa	—	—	—	—	—	27,066	14,789	10,118	14,150	6,187
United States of America— Vid Atlantic Coast	—	—	—	—	—	4,900	2,666	616	3,640	..
“ Pacific “	—	—	—	—	—	3,738
Other Foreign Countries	—	—	—	—	—	19,639	11,263	10,158	11,359	11,879
TOTAL FOREIGN COUNTRIES	—	—	—	—	—	1,82,275	91,844	1,05,920	1,19,883	1,40,707
Share of Bengal	—	—	—	—	—	2,98,425	1,09,039	1,08,131	83,120	68,246
“ Bombay	—	—	—	—	—	2,30,491	1,44,327	1,34,571	1,61,083	1,33,791
“ Sind	—	—	—	—	—	45,665	15,509	15,568	21,185	26,287
“ Madras	—	—	—	—	—	1,87,119	60,556	85,012	72,241	97,537
“ Burma	—	—	—	—	—	12,517	6,615	3,706	14,792	7,332
TOTAL	—	—	—	—	—	7,62,217	3,25,946	3,50,978	3,53,021	3,83,793
Hides and skins, raw— Hides, raw—										
Buffalo Hides (II. E)—	Tons	Tons	Tons	Tons	Tons					
United Kingdom (including Channel Islands)	437	326	169	283	343	2,07,624	85,992	35,753	61,344	65,647
Other British Possessions	1	8	..	5	5	966	2,728	207	938	1,815
Total 'For Orders' Cargoes(a)	—	—	—	—	36	—	—	—	—	5,260
TOTAL BRITISH EMPIRE	438	334	169	288	384	2,08,590	88,720	35,960	62,282	72,722
Finland	42	3	..	1	1	88,020	2,320	..	720	274
Sweden	96	28	20	23	43	79,969	19,537	13,292	11,310	26,801
Norway	7	12	4	9	17	2,897	3,625	1,509	3,897	7,404
Poland (including Danzig)	2	5	..	3	12	2,250	3,354	..	1,537	6,562
Germany	1,187	665	233	470	357	10,68,504	4,83,334	1,25,860	2,61,358	1,83,061
Netherlands	22	3	38	13	12	23,361	1,538	16,615	7,294	7,361
Belgium	8	18	10	20	41	7,847	10,417	9,147	11,475	19,622
France	14	11	6	31	22	14,209	7,083	3,553	4,960	8,944
Spain	62	24	31	2	30	52,425	10,994	8,692	1,177	15,580
Italy (including Fiume)	111	71	78	186	125	72,853	30,972	31,079	67,949	54,125
Czechoslovakia	3	11	13	2,634	6,200	6,837
Bulgaria	620	543	121	156	218	4,63,292	2,36,441	62,522	85,462	1,16,493
Greece (including Crete)	551	137	392	812	609	4,05,239	87,531	1,99,573	3,02,060	3,19,673

(a) Specified separately from 1934-35 and subject to subsequent adjustment.

GENERAL EXPORTS

(556)

INDIAN MERCHANDISE

No. 11—continued

ARTICLES, AND COUNTRIES OF FINAL DESTINATION; ALSO SHARE OF EACH PROVINCE	QUANTITY					VALUE					1949
	1930-31	1931-32	1932-33	1933-34	1934-35	1930-31	1931-32	1932-33	1933-34	1934-35	
	Tons	Tons	Tons	Tons	Tons	R	R	R	R	R	
Hides and skins, raw—											
<i>Hides, raw—continued</i>											
Buffalo hides (II. E)—continued											
Turkey, European . . .	699	382	304	312	214	2,13,189	1,25,306	60,904	1,28,080	22,10	
Turkey, Asiatic . . .	310	207	103	122	55	76,132	66,226	29,334	23,668	24,10	
Syria	7	12	..	42	118	2,251	7,050	..	10,726	21,10	
Iran	24	3	..	3	27	16,515	1,402	..	1,464	23,10	
Egypt	122	140	123	312	335	65,774	59,801	36,904	80,396	94,10	
Tripoli (Libya)	3	42	7	1,574	14,978	1,10	
United States of America—											
Via Atlantic Coast . . .	66	51	..	135	170	70,327	38,742	..	76,19	94,10	
Other Foreign Countries .	11	..	29	4	6	8,122	293	7,030	2,325	2,10	
Total ' For orders ' Cargoes(a)	—	—	—	—	2	—	—	—	—	—	
TOTAL FOREIGN COUNTRIES .	2,762	2,368	1,394	2,659	2,454	27,59,904	12,17,144	5,99,064	11,73,056	10,23,10	
<i>Share of Bengal</i>											
" Bombay	67	145	51	128	64	66,146	75,915	12,799	63,724	31,10	
" Sind	457	194	196	523	391	3,32,273	67,473	89,461	2,40,570	1,81,10	
" Madras	3	..	5	2	..	649	297	923	23,10	
" Burma	617	526	549	557	353	2,12,291	2,24,633	1,16,768	1,72,863	1,52,10	
TOTAL	4,206	2,702	1,568	2,947	2,338	29,98,494	12,05,264	6,22,084	12,35,238	11,61,10	
Cow Hides (II. E)—											
United Kingdom (including Channel Islands) . . .	1,142	1,023	1,151	2,766	2,670	5,32,012	3,63,054	2,86,161	9,91,707	9,11,10	
Palestine	12	6,10	
Bahrain Islands	20	3	8,161	1,127	
Ceylon (excluding Maldives)	18	121	120	9,10	
Straits Settlements	6	44	6,000	16,484	
Union of South Africa	3	..	1	6	..	7,764	..	547	4,10	
Other British Possessions	1	7	635	4,000	..	55	..	
Total ' For orders ' Cargoes(a)	—	—	—	—	169	—	—	—	—	40,10	
TOTAL BRITISH EMPIRE .	1,151	1,112	1,154	2,767	2,875	5,28,652	3,99,463	2,87,299	9,92,429	9,72,10	
Finland	474	392	395	652	1,216	2,76,605	2,48,526	1,72,908	2,48,239	6,44,10	
Sweden	695	520	420	456	574	7,76,449	2,54,544	2,25,274	2,59,822	2,94,10	
Norway	584	550	377	450	637	4,22,592	2,17,092	1,96,748	2,45,912	2,39,10	
Poland (including Danzig)	11	64	11,508	24,10	
Germany	5,842	4,356	2,412	5,115	4,841	50,93,850	27,21,224	18,16,787	21,34,357	27,10,10	
Netherlands	907	491	614	1,102	1,726	10,29,409	3,71,820	4,16,568	6,48,321	9,83,10	
Belgium	30	10	1	7	177	84,856	10,244	243	4,978	1,05,10	
France	22	18	..	324	173	19,719	9,098	..	1,42,357	97,10	
Spain	1,559	1,195	688	691	492	12,89,257	7,44,795	2,52,330	2,28,844	2,90,10	
Portugal (including Azores and Madeira)	14	..	1	6,250	..	7,10	
Italy (including Fiume)	4,268	2,222	2,724	2,621	4,650	21,27,970	15,55,750	11,86,584	16,21,747	22,10,10	
Czechoslovakia	250	99	189	168	232	1,78,571	56,227	62,711	81,760	1,20,10	
Yugoslavia (Kingdom of the Serbs-Croats and Slovenes)	41	32,10	
Bulgaria	323	311	189	52	161	2,28,681	1,77,205	69,996	29,020	91,10	
Roumania	5	10	27	45	..	2,075	5,570	11,800	18,910	..	
Greece (including Crete)	751	605	772	822	797	4,98,756	2,11,861	2,14,665	4,11,771	3,59,10	
Turkey, European	400	496	283	241	45	2,66,041	2,44,472	1,22,635	1,20,077	16,10	
Turkey, Asiatic	6	27	39	1	3	2,922	6,229	12,795	400	6,10	
Syria	2	4	41	926	1,550	15,10	
Japan	7	59	35	259	188	4,512	42,669	22,621	1,05,262	95,10	
Portuguese East Africa	14	14,625	
Egypt	205	85	147	81	189	1,25,304	43,226	22,415	20,728	72,10	

(a) Specified separately from 1934-35 and subject to subsequent adjustment.

No. 11—continued

ARTICLES, AND COUNTRIES OF FINAL DESTINATION; ALSO SHARE OF EACH PROVINCE	QUANTITY					VALUE				
	1930-31	1931-32	1932-33	1933-34	1934-35	1930-31	1931-32	1932-33	1933-34	1934-35
Hides and skins, raw— continued						R	R	R	R	R
Hides, raw—continued										
Cow hides (II. E)—contd:	Tons	Tons	Tons	Tons	Tons					
Tripoli (Libya)	2	..	24	462	..	12,360
United States of America— Via Atlantic Coast	150	95	74	41,317	48,173	33,261
" Pacific "	18	11,253	..
Other Foreign Countries	8	..	5	..	13	6,179	..	1,869	..	7,056
Total 'For orders' Cargoes(a)	—	—	—	—	36	—	—	—	—	13,335
TOTAL FOREIGN COUNTRIES	16,669	12,459	10,255	14,099	16,396	1,35,63,844	72,02,158	50,47,769	76,63,167	85,86,696
Share of Bengal	12,126	8,094	7,572	10,802	12,921	1,01,91,637	54,33,589	39,03,143	61,16,780	68,72,039
" Bombay	987	349	418	782	1,497	9,34,772	2,49,823	2,30,659	4,09,720	7,94,315
" Sind	1,731	1,164	636	1,404	1,359	16,19,099	8,59,909	4,27,132	9,54,937	8,75,997
" Madras	1	2	21	190	..	449	1,420	11,873
" Burma	2,986	2,963	2,762	3,896	3,473	13,48,749	10,53,500	8,74,735	11,70,733	10,04,505
TOTAL	17,820	13,570	11,439	16,866	19,271	1,40,92,497	76,01,621	54,35,168	86,55,596	95,59,034
Calf skins—										
Buffalo Calf skins (II. E)—	Tons	Tons	Tons	Tons	Tons					
United Kingdom (including Channel Islands)	25	6	11	2	17	15,912	3,156	3,333	1,082	6,626
Other British Possessions	2
TOTAL BRITISH EMPIRE	25	6	11	2	17	15,914	3,156	3,333	1,082	6,626
Finland	2	16	679	5,999
Germany	91	63	4	19	54	74,001	45,839	1,631	6,819	31,140
Netherlands	42	22	34	32	45	23,023	10,994	17,553	16,080	31,950
Belgium	8	5,611	125	125
Spain	30	6	23	16	5	16,531	1,581	11,056	5,677	1,793
Italy (including Fiume)	99	35	54	63	50	67,923	16,108	21,102	20,133	24,296
Egypt	23	7	18,204	212
United States of America— Via Atlantic Coast	6	1	..	97	90	6,980	211	194	51,545	28,303
Other Foreign Countries	2	2	12	12	14	1,623	1,136	4,201	4,216	4,965
TOTAL FOREIGN COUNTRIES	306	129	132	246	281	2,18,831	75,869	55,737	1,05,324	1,28,783
Share of Bengal	1	..	4	542	125	1,762
" Bombay	14	2	2	5,900	919	1,376
" Sind	317	133	140	243	294	2,33,893	78,106	67,302	1,06,056	1,33,547
" Madras	2	225	..
TOTAL	331	135	143	243	298	2,29,795	79,025	59,120	1,06,406	1,35,409
Cow Calf skins (II. E)—	Tons	Tons	Tons	Tons	Tons					
TOTAL BRITISH EMPIRE	5	2	2	801	196	2,578	3,550
Germany	74	..	21	2	5	34,419	..	17,205	1,719	3,378
Netherlands	74	58	53	4	..	69,943	43,210	43,277	1,700	..
Belgium	30	8	33,690	2,812
France	8	9	1	2	1	7,640	6,539	790	2,274	467
Spain	197	66	105	115	51	1,90,759	77,117	63,013	80,428	25,239
Italy (including Fiume)	25	34	20	64	112	22,203	18,092	9,563	36,610	52,404
Japan	8	..	7	6,601	110	5,745	..
United States of America— Via Atlantic Coast	4	3	27	4,166	443	3,591	5,725
Other Foreign Countries	4	8	472	2,102	4,059
TOTAL FOREIGN COUNTRIES	408	212	200	198	180	4,09,163	1,01,539	1,33,401	1,32,067	91,362

(a) Specified separately from 1934-35 and subject to subsequent adjustment.

GENERAL EXPORTS

INDIAN MERCHANDISE

(558)

No. 11—continued

ARTICLES AND COUNTRIES OF FINAL DESTINATION; ALSO SHARE OF EACH PROVINCE	QUANTITY					VALUE				
	1930-31	1931-32	1932-33	1933-34	1934-35	1930-31	1931-32	1932-33	1933-34	1934-35
Hides and skins, raw—continued						R	R	R	R	R
Hides, raw—continued										
Calf skins—contd.	Tons	Tons	Tons	Tons	Tons					
Ox Calf skins (II. E)—contd.										
Share of Bengal	12	10	..	7	16	10,738	8,009	..	5,644	7,974
" Bombay	6	..	1	..	7	4,527	4,225	1,188	2,769	8,971
" Sind	390	193	199	198	169	8,93,838	1,46,994	1,32,429	1,26,133	77,811
" Madras	4	2	2,109	..	101	..
TOTAL	408	212	200	203	182	4,09,155	1,61,930	1,38,597	1,34,645	94,812
Total Calf skins (II. E)—	Tons	Tons	Tons	Tons	Tons					
United Kingdom (including Channel Islands)	25	6	11	7	18	15,912	3,547	3,569	3,660	9,678
Other British Possessions	1	4	..	10	..	500
TOTAL BRITISH EMPIRE	25	6	11	7	19	15,916	3,547	3,579	3,660	10,178
Finland	2	16	679	5,989
Germany	165	63	25	21	59	1,58,420	45,839	18,836	8,538	34,518
Netherlands	116	80	87	36	45	92,966	54,204	60,890	17,730	81,950
Belgium	88	3	39,801	2,812	..	175	122
France	9	9	1	2	5	8,500	6,539	790	2,274	2,229
Spain	227	102	138	181	56	2,07,290	73,093	74,069	86,105	27,332
Italy (including Fiume)	124	69	74	132	162	90,128	35,100	29,665	56,793	76,790
Greece (including Crete)	4	13	768	1,621	5,633
Japan	8	..	7	2	..	6,601	110	5,745	676
Egypt	28	7	18,204	212
United States of America—										
Via Atlantic Coast	6	1	..	101	98	6,987	4,377	637	55,136	34,028
Other Foreign Countries	1	6	12	8	3	472	3,238	4,201	2,595	903
TOTAL FOREIGN COUNTRIES	714	341	332	444	461	6,28,084	2,37,408	1,89,138	2,37,391	2,20,145
Share of Bengal	12	10	1	7	20	10,738	8,009	542	5,729	9,523
" Bombay	20	2	3	..	7	10,427	5,144	2,444	2,762	9,976
" Sind	707	331	339	444	453	6,17,781	2,25,100	189,731	2,32,194	2,10,558
" Madras	4	328	..
" Burma	4	2,102
TOTAL	739	347	343	451	480	6,38,950	2,40,955	1,92,717	2,41,051	2,30,321
Other hides (II. E)—	Tons	Tons	Tons	Tons	Tons					
United Kingdom (including Channel Islands)	87	5	..	11	..	20,204	800	..	1,610	..
Bahrain Islands	8	568
TOTAL BRITISH EMPIRE	87	8	..	11	..	20,204	1,368	..	1,610	..
United States of America—										
Via Atlantic Coast	6	7,631
Other Foreign Countries	11	1	3	8,254	210	469
TOTAL FOREIGN COUNTRIES	17	1	3	10,885	210	469
Share of Sind	54	5	3	11	..	31,039	1,573	489	1,610	..

No. 11—continued

ARTICLES, AND COUNTRIES OF FINAL DESTINATION; ALSO SHARE OF EACH PROVINCE	QUANTITY					VALUE				
	1930-31	1931-32	1932-33	1933-34	1934-35	1930-31	1931-32	1932-33	1933-34	1934-35
	Tons	Tons	Tons	Tons	Tons	₹	₹	₹	₹	₹
Hides and skins, raw— continued										
<i>Hides, raw—concluded</i>										
<i>Total Hides, raw—</i>										
United Kingdom (including Channel Islands)	1,641	1,370	1,361	8,007	3,081	7,65,758	4,58,393	4,25,463	10,58,321	9,86,923
Palestine	16	7,937
Ceylon (excluding Maldives)	5	21	..	540	323	1,058	16,243
Bahrein Islands	..	28	3	10,517	1,137
Straits Settlements	8	45	6,200	16,394
Union of South Africa	..	8	..	1	6	..	7,764	..	547	4,174
Other British Possessions	2	9	1,405	4,000	10	55	..
Total "For orders" Cargoes (b)	—	—	—	—	205	—	—	—	—	46,070
TOTAL BRITISH EMPIRE	1,651	1,460	1,364	8,073	3,278	7,78,863	4,93,098	4,26,938	10,59,981	10,55,946
Finland	516	395	365	655	1,233	4,15,525	2,50,855	1,72,906	3,49,739	6,51,232
Sweden	921	548	440	484	618	8,56,418	3,54,278	2,39,566	2,72,354	3,21,311
Norway	541	563	390	464	656	4,25,439	3,21,141	2,01,480	2,51,291	3,46,946
Poland (including Danzig)	18	5	..	3	76	13,758	3,354	..	1,537	41,516
Germany	7,200	5,033	3,371	5,606	6,257	68,22,460	32,50,397	19,61,453	34,04,253	29,28,503
Netherlands	1,045	574	739	1,152	1,783	11,45,736	4,27,562	4,94,013	6,63,305	10,22,734
Belgium	76	31	11	27	218	32,004	23,473	9,390	16,573	1,24,806
France	55	38	7	257	200	42,423	22,720	4,343	1,55,591	1,08,982
Spain	1,343	1,321	852	724	579	15,49,572	3,34,467	4,36,091	4,16,126	3,32,317
Portugal (including Azores and Madaira)	18	..	1	7,912	..	702
Italy (including Fiume)	4,501	3,372	2,376	3,939	4,937	32,91,446	16,21,822	12,47,323	17,56,489	23,41,404
Czechoslovakia	253	110	139	153	245	1,31,205	62,437	82,711	81,760	1,27,712
Yugoslavia (Kingdom of the Serbs-Croats and Slovenes)	41	32,537
Bulgaria	943	859	240	203	379	7,02,173	4,16,233	1,32,513	1,14,432	2,07,432
Roumania	10	10	27	45	..	7,462	5,570	11,800	13,910	..
Greece (including Crete)	1,303	742	1,166	1,644	1,410	9,04,763	3,99,392	5,14,707	3,06,352	6,77,639
Turkey, European	999	877	437	553	259	5,79,230	3,69,735	1,73,599	2,43,157	77,336
Turkey, Asiatic	216	234	142	134	53	79,064	72,455	41,129	24,067	10,866
Syria	9	16	..	43	159	4,777	3,600	..	10,756	41,024
Iran	28	4	3	3	27	19,457	1,612	973	1,464	25,310
Japan	7	67	55	270	196	4,513	49,270	25,621	1,73,239	99,127
Egypt	366	225	272	394	551	2,09,232	1,03,037	70,409	1,11,124	1,71,565
Tripoli (Libya)	3	42	2	..	31	1,574	14,973	462	..	14,267
Portuguese East Africa	14	14,625
United States of America— Vid Atlantic Coast	233	52	..	331	337	1,26,272	43,119	637	1,79,373	1,67,763
" Pacific "	18	11,335	..
Other Foreign Countries	13	..	10	..	13	3,434	293	5,357	43	7,223
Total "For orders" Cargoes (b)	—	—	—	—	38	—	—	—	—	13,703
TOTAL FOREIGN COUNTRIES	21,168	15,168	11,934	17,202	19,311	1,69,37,667	86,56,920	58,33,440	90,73,614	98,95,599
State of Bengal	15,303	10,710	3,349	12,305	14,470	1,36,11,110	63,77,403	43,09,493	68,92,603	76,97,123
" Bombay	1,054	496	473	393	1,563	9,90,344	3,32,733	2,51,303	4,86,212	3,29,453
" Sind	2,949	1,623	1,324	2,332	2,203	26,00,342	11,64,059	7,06,533	14,29,311	12,49,153
" Madras	..	3	1	7	23	194	540	656	2,634	11,993
" Burma	3,613	3,792	3,303	4,733	4,325	15,59,040	12,35,235	9,91,503	13,42,735	11,03,213
TOTAL	22,319	16,323	13,348	20,275	22,530	1,77,61,030	91,50,018	62,50,373	1,01,33,595	1,09,56,945
<i>Hides, raw—</i>										
<i>Goat skins (H. E.)—</i>										
United Kingdom (including Channel Islands)	1,002	2,437	2,611	4,243	2,475	27,00,255	43,75,473	49,65,716	77,08,533	39,08,437
Irish Free State (a)	7	7,500	..
Commonwealth of Australia	330	231	395	293	423	14,10,136	5,79,772	7,39,222	7,07,717	3,22,333
New Zealand	7	1	972	6,397	2,626
Other British Possessions	3	1	2	6,047	4,500	1,910	1,954	232
TOTAL BRITISH EMPIRE	1,335	2,719	3,008	4,550	2,904	41,17,410	49,59,743	57,06,853	84,32,131	43,23,632

(a) Separately shown from 1933-34.

(b) Specified separately from 1934-35 and subject to subsequent adjustment.

GENERAL EXPORTS

INDIAN MERCHANDISE

(560)

No. 11—continued

ARTICLES, AND COUNTRIES OF FINAL DESTINATION; ALSO SHARE OF EACH PROVINCE	QUANTITY					VALUE				
	1930-31	1931-32	1932-33	1933-34	1934-35	1930-31	1931-32	1932-33	1933-34	1934-35
	Tons	Tons	Tons	Tons	Tons	Rs	Rs	Rs	Rs	Rs
Hides and skins, raw—contd.										
<i>Skins, raw—contd.</i>										
Goat skins (II. B)—contd.										
Germany	66	123	122	169	88	1,91,187	1,36,687	3,64,586	5,07,573	1,66,022
Netherlands	441	368	496	992	449	12,96,176	8,87,740	11,05,558	17,47,250	6,64,732
Belgium	202	247	240	149	112	8,76,839	7,48,362	5,72,755	4,45,099	2,23,474
France	567	390	355	300	231	13,04,003	10,35,658	8,07,711	6,73,363	4,46,302
Spain	12	53	38	21	9	17,969	76,078	40,100	36,300	14,730
Switzerland	3	7,500
Yugoslavia (Kingdom of the Serbs, Croats and Slovenes)	37	1,37,375
Italy (including Fiume)	68	76	163	148	286	1,35,149	1,60,588	2,86,661	3,72,741	5,96,532
Czechoslovakia	45	138	183	1,73,324	3,81,735	4,13,763
China (excluding of Hong- kong and Macao)	1	6,697
Japan	12	..	3	3	..	25,000	2,000	9,301	2,615
Egypt	7	62,500
United States of America—										
Via Atlantic Coast	14,711	11,616	7,635	11,605	6,575	2,55,83,960	1,77,30,550	86,64,107	1,51,43,785	1,08,50,430
" Pacific "	6	29	10,000	26,450
Other Foreign Countries	3	..	4	2	3	2,332	30	4,938	5,410	6,969
TOTAL FOREIGN COUNTRIES	16,080	12,894	9,144	13,623	10,969	2,94,73,115	2,09,59,663	1,21,58,955	1,92,33,557	1,32,49,309
<i>Share of Bengal</i>	<i>6,392</i>	<i>3,213</i>	<i>6,386</i>	<i>9,449</i>	<i>7,452</i>	<i>1,91,63,132</i>	<i>1,60,31,923</i>	<i>1,16,16,613</i>	<i>1,72,16,424</i>	<i>1,17,59,327</i>
" Bombay	3,023	1,365	1,592	3,022	2,334	62,37,321	19,35,466	15,54,919	30,30,349	29,14,755
" Sind	4,445	4,297	3,401	4,301	3,042	64,24,913	50,34,764	31,11,664	46,27,099	24,99,313
" Madras	965	1,233	773	909	491	27,30,124	26,37,333	15,33,324	21,40,301	9,12,530
" Burma	2	4	500	1,515	2,061
TOTAL	17,415	15,013	12,152	18,183	13,873	3,35,95,525	2,53,19,431	1,73,65,618	2,76,65,683	1,80,72,991
Sheep skins (II. B)—										
United Kingdom (including Channel Islands)	20	23	23	34	65	49,754	1,03,849	67,615	1,95,412	4,57,998
Ceylon (excluding Maldives)	..	2	11	6	10	9,672	7,298	8,588	5,092	6,105
Commonwealth of Australia	23	..	1	..	20	41,674	554
TOTAL BRITISH EMPIRE	20	25	34	113	75	59,427	1,11,147	76,223	2,42,178	4,64,657
Sweden	68	34	64	99,434	35,706	52,050
Germany	64	5	18	148	173	92,785	15,470	12,333	1,25,665	1,59,073
Netherlands	29	15	39	95	12	43,560	12,187	28,687	69,658	10,737
Belgium	4	7	..	4,330	12,000	..
France	197	68	26	130	67	2,63,682	91,040	30,332	93,779	2,39,997
Italy (including Fiume)	263	360	454	731	797	3,23,132	2,99,064	3,16,569	5,57,333	5,94,595
Czechoslovakia	8	5,000
Japan	8	11	..	18	277	3,104	9,513
United States of America—										
Via Atlantic Coast	14	3	6	6	24	22,009	2,975	9,357	22,303	32,235
Other Foreign Countries	6	9	463	..	173	3,555	5,105
TOTAL FOREIGN COUNTRIES	639	435	602	1,131	1,101	3,79,900	4,56,461	4,50,833	8,90,905	11,07,155
<i>Share of Bengal</i>	<i>..</i>	<i>13</i>	<i>37</i>	<i>129</i>	<i>140</i>	<i>3,729</i>	<i>16,330</i>	<i>33,053</i>	<i>73,491</i>	<i>1,02,307</i>
" Bombay	13	23	60	30	136	30,333	36,333	30,437	1,03,371	7,51,204
" Sind	573	433	524	947	391	7,30,040	3,96,294	3,95,333	7,32,324	7,03,556
" Madras	71	33	15	90	13	1,26,220	63,066	13,123	3,12,153	11,343
" Burma	7	6	1,544	3,197
TOTAL	639	520	636	1,244	1,176	9,30,327	5,67,608	5,27,056	11,33,683	15,71,812

No. 11—continued

ARTICLES, AND COUNTRIES OF FINAL DESTINATION; ALSO SHARE OF EACH PROVINCE	QUANTITY					VALUE				
	1980-81	1981-82	1982-83	1983-84	1984-85	1980-81	1981-82	1982-83	1983-84	1984-85
	Tons	Tons	Tons	Tons	Tons	R	R	R	R	R
Idea and skins, raw—continued										
Skins, raw—continued										
Other skins (II. E)—										
United Kingdom (including Channel Islands)	58	35	46	70	28	4,43,492	1,76,328	3,21,846	5,03,138	1,55,128
Ceylon (excluding Maldives)	1	3	..	1,400	155	27,712	10,208	..
Straits Settlements	180	521	6,427	..
Hongkong	..	1	1	5,513	7,687	1,472	1,743	..
Commonwealth of Australia	4	23	34	23	0	47,980	1,07,560	1,03,859	1,01,003	29,131
Other British Possessions	4,085	200	180	15	..
TOTAL BRITISH EMPIRE	62	59	82	102	27	5,02,480	2,00,928	5,15,580	6,22,534	1,84,254
Germany	23	38	147	118	14	1,78,234	70,849	4,01,433	6,85,659	70,308
Netherlands	44	16	51	29	3	3,43,694	78,487	2,10,092	2,33,680	32,638
Belgium	..	4	3	3	19,900	14,318	9,100	525
France	83	198	151	181	32	4,80,284	3,70,422	12,26,752	10,82,120	1,45,805
Spain	2	88	31,200
Italy (including Fiume)	3	11	1	1,447	..	33,975	1,86,685	4,532
Czechoslovakia	1	2	3,000	20,000	1,150
China (excluding Hongkong and Macao)	..	1	..	1	1	2,399	2,437	2,475	7,071	3,854
United States of America—										
Via Atlantic Coast	14	14	90	85	20	2,17,967	1,52,300	4,72,457	6,76,976	1,26,357
Other Foreign Countries	..	1	300	2,178	240	708	4,050
TOTAL FOREIGN COUNTRIES	164	272	446	380	78	12,19,825	7,02,518	24,55,742	29,02,207	4,20,559
Share of Bengal	193	315	438	439	34	12,30,585	3,48,760	27,09,760	32,24,309	4,35,322
" Bombay	7	7	30	34	16	1,35,144	32,709	3,32,215	1,36,340	1,03,832
" Sind	2	6	6	12	9	19,716	35,609	25,677	73,920	65,197
" Madras	22	3	4	7	..	2,33,591	25,213	14,128	31,078	50
" Burma	1	269	150	531	2,302	392
TOTAL	226	331	528	482	110	17,22,805	9,03,441	29,72,302	35,24,741	6,04,813
Total Skins, raw—	Tons	Tons	Tons	Tons	Tons					
United Kingdom (including Channel Islands)	1,080	2,505	2,680	4,408	2,568	21,93,501	46,54,547	58,55,176	84,07,113	46,11,553
Irish Free State*	7	7,500	..
Ceylon (excluding Maldives)	..	2	14	9	10	11,194	7,453	38,216	17,254	6,123
Straits Settlements	150	521	6,427	250
Hongkong	..	1	1	5,513	7,687	1,472	1,743	..
Canada—										
Via Atlantic Coast	1	1	5,465	4,500
Commonwealth of Australia	334	304	429	344	437	14,58,127	6,87,221	9,83,101	6,50,304	8,52,023
New Zealand	7	1	4,102	..	50	6,397	2,625
Other British Possessions	2	1,423	200	100	15	..
TOTAL BRITISH EMPIRE	1,417	2,813	3,124	4,775	3,016	46,79,317	53,01,818	62,98,686	92,96,843	54,72,503
Sweden	69	34	66	1,01,973	35,706	52,123	150	50
Germany	153	166	232	435	275	4,57,206	2,29,006	6,62,302	13,18,897	3,36,304
Netherlands	514	399	536	1,110	464	16,88,430	9,78,364	13,44,337	20,50,556	7,38,157
Belgium	205	251	252	159	112	3,31,669	7,62,252	5,37,073	4,66,109	2,23,009
France	847	665	532	651	330	20,72,969	15,47,120	20,65,345	17,52,762	6,32,005
Spain	12	53	38	21	13	17,969	76,078	40,100	36,336	47,450
Switzerland	3	7,500
Italy (including Fiume)	331	436	620	890	1,084	4,64,723	4,39,652	6,36,605	11,16,959	11,96,710
Czechoslovakia	46	140	191	1,78,924	4,01,735	4,19,913
Yugoslavia Kingdom of the Serbs-Croats and Slovenes	37	1,37,376

*Separately shown from 1933-34.

GENERAL EXPORTS

(562)

INDIAN MERCHANDISE

No. 11—continued.

ARTICLES, AND COUNTRIES OF FINAL DESTINATION; ALSO SHARR OF EACH PROVINCE	QUANTITY					VALUE				
	1930-31	1931-32	1932-33	1933-34	1934-35	1930-31	1931-32	1932-33	1933-34	1934-35
Hides and skins, raw—continued						R	R	R	R	R
<i>Skins, raw—concluded</i>										
Total Skins, raw—continued	Tons	Tons	Tons	Tons	Tons					
China (exclusive of Hongkong and Macao)	1	..	7	9	3,367	2,437	2,658	10,636	13,604
Japan	12	..	11	14	100	25,018	2,327	13,358	13,128
Egypt	7	63,500	4,000
United States of America—										
Via Atlantic Coast	14,739	11,633	7,731	11,606	9,610	2,58,23,936	1,78,94,326	91,46,421	1,58,48,564	1,08,59,341
" Pacific "	0	20	10,000	20,444
Other Foreign Countries	2	1	2	2	3	408	2,208	4,050	5,515	7,510
TOTAL FOREIGN COUNTRIES	16,833	13,651	10,192	15,134	12,143	3,15,77,340	2,20,18,662	1,50,66,540	3,30,26,009	1,47,77,023
<i>Share of Bengal</i>	7,035	3,544	6,911	9,993	7,670	2,04,25,446	1,69,47,973	1,43,53,431	2,11,18,415	1,32,33,636
" Bombay	5,105	1,900	1,882	3,136	3,026	54,58,393	31,74,543	18,67,615	33,78,068	37,62,311
" Sind	5,020	4,741	3,931	5,700	3,942	72,24,704	55,17,297	35,32,729	54,37,643	32,61,571
" Madras	1,090	1,379	792	1,006	504	30,39,845	37,40,517	16,10,380	23,44,027	9,21,923
" Burma	9	17	769	160	521	5,361	5,844
TOTAL	18,300	16,464	13,316	19,909	15,159	3,62,57,157	2,73,80,480	2,13,65,176	3,23,23,512	2,02,49,616
Total Hides and Skins, raw (excluding cuttings of Hides and Skins, raw)—	Tons	Tons	Tons	Tons	Tons					
United Kingdom (including Channel Islands)	2,721	3,875	4,041	7,475	5,590	39,59,259	51,07,940	57,80,039	94,05,434	55,92,480
Irish Free State (a)	—	—	—	7	..	—	—	—	7,500	..
Palestine	15	7,937
Bahrain Islands	28	3	10,517	1,197
Ceylon (excluding Maldives)	4	14	14	31	11,194	7,998	38,544	18,812	10,371
Straits Settlements	8	45	6,200	17,034	521	6,427	269
Hongkong	1	1	5,513	7,687	1,472	1,743	..
Union of South Africa	8	..	1	6	..	7,764	..	547	4,174
Canada—										
Via Atlantic Coast	1	1	5,455	4,500
Commonwealth of Australia	336	304	429	344	437	14,59,532	6,87,281	9,03,101	8,59,394	8,52,923
New Zealand	7	1	4,102	..	50	6,897	3,625
Other British Possessions	2	7	1,425	4,200	110	70	..
Total 'For orders' Cargoes (b).	—	—	—	—	205	—	—	—	—	46,070
TOTAL BRITISH EMPIRE	3,068	4,273	4,483	7,848	6,294	54,52,680	58,54,916	67,25,574	1,91,56,824	65,27,339
Finland	516	395	365	655	1,233	4,15,525	2,50,355	1,72,906	3,49,738	6,51,733
Sweden	1,080	582	506	484	618	9,53,391	3,39,984	2,91,694	2,72,404	3,21,361
Norway	541	563	390	464	656	4,25,489	3,21,141	2,01,480	3,51,291	3,46,946
Poland (including Danzig)	13	5	..	3	78	13,758	3,354	..	1,537	44,513
Germany	7,353	5,249	3,953	6,041	5,532	67,79,606	34,79,403	23,29,785	47,23,150	33,24,397
Netherlands	1,559	973	1,325	2,268	2,247	28,29,166	14,05,926	18,38,350	27,18,061	17,60,391
Belgium	282	282	268	186	330	9,63,673	7,91,725	5,96,463	4,82,772	3,48,365
France	902	703	539	1,003	530	21,15,397	15,69,840	20,68,638	19,03,353	9,41,587
Spain	1,860	1,374	890	745	592	15,67,541	9,10,565	4,76,191	4,32,464	3,30,397
Portugal (including Azores and Madeira)	18	..	1	7,912	..	4,137
Switzerland	3	7,500
Italy (including Fiume)	4,832	3,308	3,496	4,329	6,021	37,55,174	20,81,474	18,83,933	28,78,443	35,37,114
Czechoslovakia	253	110	235	263	436	1,81,205	62,437	2,61,595	4,33,495	5,47,625
Yugoslavia Kingdom of the serbo-Croats and Slovenes	27	..	41	1,37,875	..	32,367

(a) Separately shown from 1933-34.
 (b) Specified separately from 1934-35 and subject to subsequent adjustment.

No. 11—continued

ARTICLES, AND COUNTRIES OF FINAL DESTINATION; ALSO SHARE OF EACH PROVINCE	QUANTITY					VALUE				
	1980-81	1981-82	1982-83	1983-84	1984-85	1980-81	1981-82	1982-83	1983-84	1984-85
	Tons	Tons	Tons	Tons	Tons	Rs	Rs	Rs	Rs	Rs
Hides and skins, raw — concluded										
<i>Total Hides and Skins, raw (excluding cuttings of Hides and Skins, raw)— continued</i>										
Bulgaria	948	859	260	208	879	7,02,178	4,16,233	1,32,618	1,14,482	2,07,488
Roumania	10	10	27	45	..	7,462	5,570	11,800	18,910	..
Greece (including Crete)	1,805	743	1,168	1,640	1,420	9,05,256	8,99,795	5,15,307	8,10,767	6,78,138
Turkey, European	999	877	489	558	259	5,79,230	3,69,798	1,77,049	2,49,257	77,836
Turkey, Asiatic	216	234	142	124	58	79,004	73,455	41,129	24,067	10,866
Syria	9	16	..	48	160	4,777	8,000	..	10,756	41,004
Iran	28	4	8	8	27	19,487	1,012	978	1,464	25,810
China (exclusive of Hongkong and Macao)	..	1	5	7	10	3,867	2,437	4,522	10,086	18,006
Japan	7	79	55	281	210	4,618	74,288	27,948	1,86,647	1,11,265
Egypt	368	225	272	894	551	2,71,782	1,08,087	70,409	1,11,124	1,75,505
Tripoli (Libya)	3	42	2	..	31	1,574	14,978	462	..	14,967
Portuguese East Africa	14	14,625
United States of America— Via Atlantic Coast	14,007	11,685	7,781	12,027	9,956	2,59,50,208	1,79,37,945	91,47,058	1,60,23,142	1,10,26,810
" Pacific "	24	29	21,385	20,460
Other Foreign Countries	13	..	5	..	12	8,484	1,093	3,488	48	9,026
Total "For orders" cargoes(a)	88	13,798
TOTAL FOREIGN COUNTRIES	88,051	23,819	22,176	32,336	31,454	4,85,65,507	3,06,75,582	2,08,99,980	3,21,00,288	2,46,72,623
<i>Share of Bengal</i>	<i>22,288</i>	<i>19,354</i>	<i>15,260</i>	<i>22,203</i>	<i>22,145</i>	<i>2,30,90,556</i>	<i>2,33,25,375</i>	<i>1,86,62,924</i>	<i>2,30,11,018</i>	<i>1,99,85,734</i>
" Bombay	6,169	2,396	2,154	4,034	4,594	64,46,037	25,07,325	21,19,398	38,44,378	45,99,200
" Sind	7,969	6,369	5,155	3,149	6,145	98,25,046	66,71,356	42,39,668	68,66,954	45,10,724
" Madras	1,090	1,281	793	1,013	527	30,90,139	37,42,169	16,11,536	23,86,711	9,16,921
" Burma	3,613	3,799	3,302	4,792	4,328	15,59,809	12,32,323	9,62,024	13,42,146	11,62,662
TOTAL	41,119	33,092	26,664	40,184	37,748	6,40,18,187	3,65,30,498	2,76,26,554	4,24,67,107	3,12,00,501
Cuttings of Hides and Skins (raw) (L. E.)—										
United Kingdom (including Channel Islands)	881	230	478	550	647	1,33,145	18,738	44,165	37,229	36,940
Hongkong	28	42	44	86	34	9,142	5,880	7,975	4,498	7,029
Canada— Via Pacific Coast	225	9,900	..
Commonwealth of Australia	207	1	40,513	169
New Zealand	48	6,900
Other British Possessions	20	2	..	5	..	8,145	660	141	1,068	1,321
TOTAL BRITISH EMPIRE	1,269	275	532	810	681	2,47,845	25,462	52,281	51,795	45,290
Germany	296	6	..	10	324	48,028	760	..	1,245	17,028
Netherlands	12	5,880
Japan	..	5	..	150	45	..	805	..	5,000	4,234
United States of America— Via Atlantic Coast	2,477	186	85	344	553	3,39,361	13,648	8,350	11,775	32,133
" Pacific "	100	100	271	9,500	8,000	9,672
Other Foreign Countries	8	2	3	26	18	290	748	500	3,045	2,000
TOTAL FOREIGN COUNTRIES	2,876	199	88	630	1,223	3,97,179	15,461	8,850	24,085	60,892
<i>Share of Bengal</i>	<i>1,042</i>	<i>43</i>	<i>50</i>	<i>329</i>	<i>1,193</i>	<i>1,62,694</i>	<i>5,738</i>	<i>2,500</i>	<i>29,375</i>	<i>53,112</i>
" Bombay	439	1	62	84	28	78,800	360	15,320	11,311	8,228
" Sind	117	22	53	38,248	4,800	4,170
" Madras	2,498	364	466	497	596	2,56,395	22,555	22,326	20,176	32,343
" Burma	49	44	42	36	34	14,827	6,380	7,475	4,494	7,029
TOTAL	4,145	476	610	1,446	1,904	6,45,024	40,923	61,131	76,860	1,06,182

(a) Specified separately from 1984-85 and subject to subsequent adjustment.

GENERAL EXPORTS

(564)

INDIAN MERCHANDISE

No. 11—continued

ARTICLES AND COUNTRIES OF FINAL DESTINATION; ALSO SHARE OF EACH PROVINCE	QUANTITY					VALUE				
	1930-31	1931-32	1932-33	1933-34	1934-35	1930-31	1931-32	1932-33	1933-34	1934-35
Horns, tips and pieces of horn (II. B)—										
United Kingdom (including Channel Islands)	Cwts. 6,586	Cwts. 5,247	Cwts. 8,000	Cwts. 7,087	Cwts. 11,646	₹ 1,28,611	₹ 60,677	₹ 64,451	₹ 95,717	₹ 90,306
Ceylon (excluding Maldives)	770	725	483	2,332	240	7,423	2,440	1,570	7,819	1,260
Other British Possessions	61	72	129	72	12	704	1,764	1,685	885	517
TOTAL BRITISH EMPIRE	7,417	6,044	8,612	10,291	11,898	1,36,738	65,081	67,686	1,04,371	92,117
Germany	989	598	457	2,023	4,842	19,248	10,822	6,144	27,699	48,506
Netherlands	8,919	1,315	2,680	5,228	2,786	68,661	13,671	23,845	51,768	19,761
Belgium	4,027	1,728	5,437	6,219	3,090	72,813	25,188	62,450	69,086	26,314
France	1,726	2,459	12,893	6,722	5,022	28,523	13,340	47,563	25,044	27,116
Italy (including Fiume)	2,084	664	6,021	9,730	3,786	15,186	2,990	23,836	26,445	17,176
Japan	601	300	1,721	1,408	2,624	11,784	4,550	16,235	16,500	19,802
Other Foreign Countries	54	40	22	60	178	1,130	250	530	600	1,532
TOTAL FOREIGN COUNTRIES	18,350	7,099	29,431	31,474	32,928	2,17,205	70,761	1,80,604	2,17,142	1,56,230
Share of Bengal	7,767	6,752	22,838	22,896	17,633	1,39,961	60,584	1,32,356	1,10,184	92,331
" Bombay	3,520	1,337	3,693	3,159	2,980	69,775	33,355	44,309	39,597	42,333
" Sind	404	1	661	189	300	1,370	10	1,352	1,290	306
" Madras	3,784	4,318	11,119	15,135	13,799	1,40,826	40,596	78,677	1,68,747	1,09,518
" Burma	299	185	337	385	239	1,801	1,287	1,596	1,695	1,312
TOTAL	30,767	13,143	38,043	41,765	34,321	3,54,033	1,35,342	2,48,290	3,21,518	2,47,977
Instruments, Apparatus, and Appliances, and parts thereof—Musical (II. D)—										
United Kingdom (including Channel Islands)	—	—	—	—	—	5,177	624	109	1,964	4,741
Ceylon (excluding Maldives)	—	—	—	—	—	71,562	30,095	30,070	46,876	96,478
Straits Settlements	—	—	—	—	—	1,44,842	1,65,483	2,44,338	2,16,819	4,03,711
Federated Malay States	—	—	—	—	—	67,553	33,044	15,998	24,318	70,861
Union of South Africa	—	—	—	—	—	49,214	37,540	15,101	36,793	40,911
Zanzibar and Pemba	—	—	—	—	—	6,225	1,021	615	827	1,347
Kenya Colony	—	—	—	—	—	42,275	17,876	2,588	18,019	18,026
Tanganyika Territory	—	—	—	—	—	12,910	4,530	1,630	3,242	4,560
Mauritius and Dependencies	—	—	—	—	—	11,818	704	2,567	6,540	23,797
Commonwealth of Australia	—	—	—	—	—	6,402	2,230	3,932	4,248	15,754
Fiji Islands	—	—	—	—	—	2,812	1,135	1,360	3,510	5,976
Other British Possessions	—	—	—	—	—	6,987	5,112	1,505	4,223	4,302
TOTAL BRITISH EMPIRE	—	—	—	—	—	4,27,627	3,08,394	3,19,863	3,66,839	6,91,839
Belgium	—	—	—	—	—	6,000	—	—	—	—
Sumatra	—	—	—	—	—	11,558	25,799	17,596	22,074	22,625
Java	—	—	—	—	—	46,708	1,20,220	88,010	53,038	99,559
Siam	—	—	—	—	—	18,308	5,758	7,350	7,537	12,934
Portuguese East Africa	—	—	—	—	—	6,906	15,342	3,206	9,243	8,416
Other Foreign Countries	—	—	—	—	—	9,754	9,862	6,772	5,577	7,770
TOTAL FOREIGN COUNTRIES	—	—	—	—	—	94,929	1,76,981	1,23,944	97,568	1,31,304
Share of Bengal	—	—	—	—	—	4,37,688	4,35,313	4,38,668	4,10,254	7,47,101
" Bombay	—	—	—	—	—	80,368	36,131	11,753	42,690	41,948
" Sind	—	—	—	—	—	—	—	15	—	—
" Madras	—	—	—	—	—	3,845	10,321	5,476	11,928	33,554
" Burma	—	—	—	—	—	50	1,110	—	150	40
TOTAL	—	—	—	—	—	5,22,456	4,65,375	4,48,812	4,64,452	8,42,648

No. 11—continued

ARTICLES, AND COUNTRIES OF FINAL DESTINATION; ALSO SHARE OF EACH PROVINCE	QUANTITY					VALUE				
	1930-31	1931-32	1932-33	1933-34	1934-35	1930-31	1931-32	1932-33	1933-34	1934-35
						₹	₹	₹	₹	₹
Instruments, Apparatus, and Appliances, and parts thereof—continued										
<i>Other kinds (III, D)—</i>										
United Kingdom (including Channel Islands)	—	—	—	—	—	—	—	—	—	—
Ceylon (excluding Maldives)	—	—	—	—	—	22,574	3,050	2,273	898	3,792
Straits Settlements	—	—	—	—	—	19,328	92,328	2,968	871	5,806
Zanzibar and Pemba	—	—	—	—	—	885	3,570	17,612	30,720	66,603
Kenya Colony	—	—	—	—	—	3,540	2,325	11,800	8,610	30,336
Tanganyika Territory	—	—	—	—	—	29,375	54,910	26,470	49,003	59,806
Mauritius and Dependences	—	—	—	—	—	250	1,675	5,293	1,191	3,071
Fiji Islands	—	—	—	—	—	18,517	35,576
Other British Possessions	—	—	—	—	—	..	7,100	1,650	1,000	7,034
	—	—	—	—	—	700	..	2,022	2,140	5,323
TOTAL BRITISH EMPIRE	—	—	—	—	—	66,097	1,65,365	70,673	1,08,347	2,17,463
Germany	—	—	—	—	—	2,000	600	..	50,580	..
Iran	—	—	—	—	—	20,997
Portuguese East Africa	—	—	—	—	—	12,225	225	32	514	504
Other Foreign Countries	—	—	—	—	—	5,003	7,947	3,415	930	8,837
TOTAL FOREIGN COUNTRIES	—	—	—	—	—	19,224	8,772	14,444	51,974	9,341
Share of Bengal	—	—	—	—	—	39,416	11,922	20,100	16,320	41,596
.. Bombay	—	—	—	—	—	35,222	69,462	45,530	1,41,977	1,66,216
.. Madras	—	—	—	—	—	18,322	30,324	2,187	237	16,421
.. Burma	—	—	—	—	—	1,375	1,800	17,230	1,677	3,572
TOTAL	—	—	—	—	—	85,321	1,74,138	85,117	1,60,321	2,26,804
Ivory—										
<i>Unmanufactured (II, B)—</i>	Lbs.	Lbs.	Lbs.	Lbs.	Lbs.					
TOTAL BRITISH EMPIRE	1,432	2,335	10	224	47	7,670	1,953	75	675	210
<i>Share of Bengal</i>	25	2,464	..	224	..	3,000	700	..	675	..
.. Madras	389	2,000
.. Burma	1,018	371	10	..	47	2,670	1,253	75	..	210
TOTAL	1,432	2,335	10	224	47	7,670	1,953	75	675	210
Manufactured (III, U)—										
TOTAL BRITISH EMPIRE	—	—	—	—	—	1,656	143	2,445	49	1,635
TOTAL FOREIGN COUNTRIES	—	—	—	—	—	3,688	914	2,520	25	270
<i>Share of Bengal</i>	—	—	—	—	—	186	367	2,300	55	485
.. Bombay	—	—	—	—	—	4,386	61	1,730	..	1,410
.. Sind	—	—	—	—	—	6	..
.. Madras	—	—	—	—	—	300	14	..
.. Burma	—	—	—	—	—	272	63	635	..	10
TOTAL	—	—	—	—	—	5,244	1,059	4,965	74	1,905

GENERAL EXPORTS

(566)

INDIAN MERCHANDISE

No. 11—continued

ARTICLES, AND COUNTRIES OF FINAL DESTINATION; ALSO SHARE OF EACH PROVINCE	QUANTITY					VALUE				
	1930-31	1931-32	1932-33	1933-34	1934-35	1930-31	1931-32	1932-33	1933-34	1934-35
Jadestone (III. U)—										
Hongkong	(wts. 1,337	Owts. 2,664	Owts. 2,597	Owts. 1,748	Owts. 1,448	1,45,044	2,38,024	2,47,178	1,68,415	84,083
China (exclusive of Hongkong and Macao)	238	186	57	45	88	78,478	19,240	20,000	10,808	5,797
Other Foreign Countries	11	1,000	..
TOTAL FOREIGN COUNTRIES.	238	186	57	56	88	78,478	19,240	20,000	11,808	5,797
Share of Burma	1,475	2,500	2,654	1,799	1,536	2,18,522	2,59,264	2,77,178	1,78,783	89,285
Jewellery (excluding imitation Jewellery and precious stones and pearls, unset), also plate of gold and silver—										
Jewellery (III. U)—										
United Kingdom (including Channel Islands)	—	—	—	—	—	12,575	9,945	200	..	85,448
Other British Possessions	—	—	—	—	—	2,488	820	88	..	320
TOTAL BRITISH EMPIRE	—	—	—	—	—	15,013	10,265	288	..	85,768
France	—	—	—	—	—	12,54,850
Other Foreign Countries	—	—	—	—	—	6,385	276	158
TOTAL FOREIGN COUNTRIES	—	—	—	—	—	12,61,185	276	158
Share of Bengal	—	—	—	—	—	13,425	500
" Bombay	—	—	—	—	—	12,55,850	1,050	82,561
" Madras	—	—	—	—	—	2,428	320	33
" Burma	—	—	—	—	—	4,425	8,071	428	..	2,290
TOTAL	—	—	—	—	—	12,76,198	10,541	481	..	85,768
Plate of gold and silver (III. U)—										
United Kingdom (including Channel Islands)	—	—	—	—	—	20,288	18,092	10,778	25,464	9,874
Other British Possessions	—	—	—	—	—	9,482	1,888	2,095	2,110	475
TOTAL BRITISH EMPIRE	—	—	—	—	—	29,715	19,975	12,873	27,574	10,349
TOTAL FOREIGN COUNTRIES	—	—	—	—	—	2,695	4,755	10,808	928	797
Share of Bengal	—	—	—	—	—	5,064	2,695	4,300	6,964	..
" Bombay	—	—	—	—	—	18,010	7,068	13,908	7,461	1,997
" Sind	—	—	—	—	—	8,008	840	5,432	2,000	..
" Madras	—	—	—	—	—	5,708	8,750	5,121	12,892	2,790
" Burma	—	—	—	—	—	5,030	5,377	920	241	410
TOTAL	—	—	—	—	—	42,410	24,780	29,681	29,562	5,144
Total value of Jewellery, etc., also Plate of Gold and Silver	—	—	—	—	—	18,18,608	85,271	30,162	29,562	90,909

No. 11—continued

ARTICLES, AND COUNTRIES OF FINAL DESTINATION; ALSO SHARE OF EACH PROVINCE	QUANTITY					VALUE				
	1980-81	1981-82	1982-83	1983-84	1984-85	1980-81	1981-82	1982-83	1983-84	1984-85
						₹	₹	₹	₹	₹
Kapok (H. S)—										
United Kingdom (including Channel Islands)	Cwts. 8,408	Cwts. 8,105	Cwts. 5,716	Cwts. 8,217	Cwts. 8,989	1,87,709	1,17,200	1,70,769	1,09,451	2,10,700
Aden and Dependencies	7	308	..	890	6,560	..
Union of South Africa	2,008	660	685	692	882	79,587	20,681	21,118	17,530	20,824
Commonwealth of Australia	186	59	..	28	..	5,482	1,727	..	800	..
Other British Possessions	71	41	90	38	141	2,475	1,119	2,987	906	8,849
TOTAL BRITISH EMPIRE	5,680	8,865	6,491	9,268	9,962	2,25,598	1,40,727	1,94,849	2,24,687	2,48,882
Denmark	470	582	971	806	978	17,208	17,886	24,861	20,108	26,888
Sweden	88	44	218	2,090	1,170	6,000
Germany	2,582	2,848	461	646	474	1,08,750	40,745	13,136	13,775	11,295
Netherlands	5,228	9,590	6,205	5,598	878	1,55,807	2,48,098	1,61,668	1,29,548	17,740
Belgium	481	514	855	102	..	22,090	20,980	23,816	2,000	..
France	1,201	2,058	598	985	882	48,190	68,727	17,698	22,855	20,111
Spain	1,415	1,242	1,696	944	659	41,542	28,612	38,125	22,848	15,785
Portugal (including Azores and Madeira)	..	124	175	190	250	..	3,775	4,900	5,100	6,620
Italy (including Fiume)	2,628	2,276	3,226	2,645	3,890	96,089	66,778	86,885	63,490	97,976
China (exclusive of Hong- kong and Macao)	861	773	1,719	2,023	753	38,586	25,467	48,725	48,752	16,921
Portuguese East Africa	572	206	325	386	116	22,178	6,727	9,444	10,247	2,804
United States of America—										
Via Atlantic Coast	262	368	167	7,891	9,850	8,600
" Pacific "	3	96
Cuba	852	95	235	72	..	25,958	3,050	5,450	1,825	..
Other Foreign Countries	90	29	106	3	27	3,640	1,250	2,920	110	675
TOTAL FOREIGN COUNTRIES	16,595	20,200	16,822	14,894	9,070	5,88,015	5,31,940	4,42,788	3,35,018	2,21,815
Share of Bengal	12,797	10,901	16,919	17,359	13,943	4,05,828	3,22,613	4,03,790	4,12,771	3,41,309
" Bombay	6,285	7,482	4,223	4,328	2,859	2,44,670	2,21,008	1,25,971	1,02,485	75,787
" Madras	3,173	5,662	2,156	2,010	2,328	1,02,165	1,38,656	47,718	43,498	47,687
" Burma	30	..	6	5	2	1,080	..	153	69	14
TOTAL	22,225	24,065	23,813	23,662	19,082	8,18,608	6,72,667	6,87,688	5,60,750	4,65,107
Button (H. D)—										
United Kingdom (including Channel Islands)	Cwts. 15,779	Cwts. 12,583	Cwts. 11,807	Cwts. 13,050	Cwts. 10,485	11,08,864	6,89,909	4,64,231	4,72,072	7,39,819
Union of South Africa	110	61	81	225	202	9,050	3,356	2,639	7,989	12,688
Commonwealth of Australia	541	682	946	929	999	38,201	33,134	35,217	37,832	61,841
Other British Possessions	58	80	87	78	43	4,468	1,415	1,581	2,452	2,839
TOTAL BRITISH EMPIRE	16,488	13,306	12,871	14,277	11,729	11,00,588	6,77,904	5,03,668	5,20,945	8,10,637
Sweden	169	60	195	139	103	12,498	3,298	5,842	3,800	7,182
Germany	2,408	1,638	1,386	1,195	1,077	1,32,171	98,795	49,090	39,568	78,076
Netherlands	368	128	176	383	122	34,321	8,675	7,775	14,828	8,854
Belgium	370	462	395	120	44	28,280	22,610	13,197	3,715	3,057
France	1,511	880	1,084	881	546	1,17,541	49,512	48,749	29,319	36,089
Spain	59	66	44	24	..	5,078	3,885	1,575	1,260	..
Italy (including Fiume)	218	330	279	273	176	15,587	16,391	11,349	9,405	12,852
Portuguese East Africa	51	59	120	167	161	3,198	2,895	4,391	5,428	6,571
United States of America—										
Via Atlantic Coast	1,353	939	715	1,389	1,442	1,52,802	48,956	32,482	68,258	95,812
" Pacific "	110	6,750
Brazil	20	164	20	88	33	1,390	3,580	738	3,330	2,175

GENERAL EXPORTS

(568)

INDIAN MERCHANDISE

No. 11—continued

ARTICLES AND COUNTRIES OF FINAL DESTINATION; ALSO SHARE OF EACH PROVINCE	QUANTITY					VALUE				
	1930-31	1931-32	1932-33	1933-34	1934-35	1930-31	1931-32	1932-33	1933-34	1934-35
Lac—continued						₹	₹	₹	₹	₹
Button (H. D.)—continued	Cwts.	Cwts.	Cwts.	Cwts.	Cwts.					
Argentine Republic (including the Atlantic Coast of Patagonia)	62	..	20	73	75	5,184	..	648	2,877	4,74
Other Foreign Countries	119	132	126	111	104	7,688	6,598	4,857	2,431	4,32
TOTAL FOREIGN COUNTRIES	7,108	4,868	4,561	4,828	3,998	5,61,738	2,70,105	1,80,788	1,69,710	2,67,43
Share of Bengal	22,676	18,164	17,432	19,100	15,713	17,22,321	9,48,099	6,84,406	6,90,655	10,76,20
" Madras	9
TOTAL	29,676	18,164	17,432	19,100	15,722	17,22,321	9,48,099	6,84,406	6,90,655	10,77,96
Seed (H. D.)—	Cwts.	Cwts.	Cwts.	Cwts.	Cwts.					
United Kingdom (including Channel Islands)	9,765	9,597	11,652	11,638	8,288	4,06,329	3,48,693	3,12,890	3,31,267	4,15,14
Other British possessions	8	48
TOTAL BRITISH EMPIRE	9,765	9,597	11,655	11,638	8,288	4,06,329	3,48,693	3,12,938	3,31,267	4,15,10
Germany	8,778	5,225	8,517	7,211	6,068	1,97,518	1,94,550	2,30,308	2,16,428	3,21,41
Netherlands	685	..	11,866	968	3,459	88,578	..	3,66,270	19,170	1,84,54
Belgium	8,039	11,171	2,451	12,562	2,526	4,11,684	4,34,001	80,042	4,55,104	1,22,24
France	1,581	1,373	2,276	2,235	997	84,186	50,918	62,490	54,349	43,87
Italy (including Fiume)	125	67	73	87	37	8,199	2,535	3,000	1,000	1,74
United States of America—										
Via Atlantic Coast	82,005	77,012	83,958	117,884	66,212	45,20,370	27,11,758	21,30,600	30,86,948	34,96,59
" Pacific "	7	44	1,026	349	1,410	57,29
Brazil	..	146	5,000
Other Foreign Countries	104	22	26	29	57	4,530	770	670	444	3,41
TOTAL FOREIGN COUNTRIES	90,524	96,060	1,09,167	140,576	80,347	52,65,364	24,00,940	23,73,275	33,38,443	42,36,22
Share of Bengal	103,331	104,338	120,733	151,946	82,434	64,33,395	37,44,733	31,82,735	41,53,275	46,40,31
" Sind	572	289	39	..	100	35,300	4,900	3,422	..	3,34
" Madras	12	1,320
" Burma	2,343	268	51	2,35,973	6,435	1,11
TOTAL	106,289	104,657	120,822	152,214	82,635	57,61,593	37,49,633	31,86,213	41,64,710	46,51,33
Shell (H. D.)—	Cwts.	Cwts.	Cwts.	Cwts.	Cwts.					
United Kingdom (including Channel Islands)	95,835	88,032	81,414	809,277	215,000	58,61,495	34,35,344	24,85,193	1,23,42,451	1,34,00,07
Palestine	10	21	105	140	247	902	1,297	5,296	4,058	16,64
Oeylon (excluding Maldives)	133	105	165	161	208	9,375	6,207	9,489	6,180	14,04
Straits Settlements	2,269	1,702	1,482	1,462	2,092	1,71,248	84,263	48,619	52,278	1,32,93
Hongkong	2,106	1,937	1,948	1,120	1,625	1,42,110	1,12,191	74,422	40,937	1,02,33
Union of South Africa	946	821	562	517	818	48,024	14,529	19,551	19,960	43,61
Canada—										
Via Atlantic Coast	..	123	371	2,601	2,316	..	6,160	32,100	96,123	1,24,41
" Pacific "	74	63	97	3,429	2,390	6,33
Commonwealth of Australia	4,173	2,010	3,318	3,021	4,389	2,03,441	1,04,362	1,56,431	1,27,339	2,71,23
New Zealand	1,125	347	719	667	307	94,523	30,271	32,337	27,551	53,33
Other British Possessions	77	20	18	40	14	6,303	1,089	1,273	1,435	3,64
TOTAL BRITISH EMPIRE	106,673	89,618	91,176	819,078	227,608	61,32,421	38,35,748	23,65,190	1,27,20,902	1,41,79,31
Finland	103	..	15	7	46	3,163	..	490	170	2,44
Sweden	4,869	2,322	2,303	2,452	3,035	2,99,154	1,30,620	92,066	77,038	1,95,72
Norway	600	523	594	623	637	40,630	46,070	21,645	20,408	41,41
Denmark	1,812	1,099	1,442	1,269	1,578	1,07,087	49,261	43,396	41,933	1,01,93
Poland (including Danzig)	1,350	1,249	2,035	2,793	3,914	83,147	52,013	66,319	56,425	2,54,77
Germany	64,200	34,498	34,264	40,239	20,338	38,69,938	14,72,439	10,43,101	11,04,512	13,22,34
Netherlands	2,189	1,223	2,466	2,206	1,461	1,33,362	48,558	76,748	89,728	87,77

No. 11—continued

ARTICLES, AND COUNTRIES OF FINAL DESTINATION; ALSO SHARE OF EACH PROVINCE	QUANTITY					VALUE				
	1980-81	1981-82	1982-83	1983-84	1984-85	1980-81	1981-82	1982-83	1983-84	1984-85
	Cwts.	Cwts.	Cwts.	Cwts.	Cwts.	R	R	R	R	R
<i>Lac—continued</i>										
<i>Shell (H. D)—continued</i>										
Belgium	4,477	4,795	8,707	3,025	3,379	2,49,844	2,05,824	1,08,494	1,04,287	2,15,011
France	11,195	9,895	11,049	12,249	7,888	6,66,076	4,32,357	3,46,008	3,86,070	4,72,722
Spain	2,049	1,183	1,808	1,318	1,141	1,33,278	51,304	62,945	89,170	60,680
Italy (including Rome)	6,338	5,092	5,179	6,339	6,045	4,12,679	2,43,231	1,90,395	2,22,044	3,61,599
Roumania	87	..	85	191	295	1,747	..	1,422	6,712	19,576
Greece (including Crete)	493	662	617	395	596	23,914	32,365	22,851	11,954	35,510
Turkey, European	178	120	215	75	109	11,005	5,299	7,076	2,780	7,170
Syria	97	119	88	133	110	6,104	5,484	3,671	3,785	7,130
Iraq	67	39	66	30	90	5,077	1,770	2,317	1,390	4,710
Java	1,827	1,543	1,413	1,373	1,151	1,35,960	74,028	46,319	42,868	71,799
Siam	66	55	195	8,697	2,150	12,490
Philippines	1,222	877	1,457	777	871	1,08,238	48,225	63,168	27,131	55,464
China (exclusive of Hongkong and Macao)	2,478	1,961	1,898	1,796	2,612	1,58,925	91,579	61,073	55,909	1,61,875
Japan	27,912	33,932	26,997	31,454	47,720	17,97,915	15,47,018	5,08,759	9,94,828	25,07,935
Egypt	1,090	762	921	1,036	1,208	33,076	40,822	30,348	33,503	74,107
Portuguese East Africa	144	162	236	317	357	8,999	7,110	8,930	10,392	18,292
United States of America—										
Via Atlantic Coast	115,408	99,239	64,254	92,493	78,695	77,29,999	43,24,938	21,27,429	30,84,315	46,88,168
" Pacific "	1,640	1,630	1,804	1,999	3,036	99,513	74,561	56,338	65,041	1,70,657
Cuba	163	221	399	448	133	11,923	9,937	12,839	15,490	12,000
Mexico	15	257	360	400	8,764	22,358
Brazil	2,027	2,116	1,256	1,775	1,631	1,46,514	89,236	42,678	67,144	1,02,492
Uruguay	337	159	254	229	302	25,820	6,976	9,164	9,232	20,047
Argentine Republic (including the Atlantic Coast of Patagonia)	4,717	1,102	2,545	2,238	2,465	3,34,250	50,293	66,521	79,584	1,47,232
Chile (including the Pacific Coast of Patagonia)	541	96	491	133	139	35,193	3,236	14,073	5,400	7,547
Peru	69	55	87	34	194	3,360	2,162	1,100	2,340	11,521
Other Foreign Countries	37	211	107	59	161	3,197	9,975	4,190	2,033	9,633
Total 'For orders' Cargoes(a)	12,247	3,85,000
TOTAL FOREIGN COUNTRIES	259,746	297,394	179,557	209,897	294,328	1,67,31,445	91,48,848	54,78,294	67,04,087	1,25,14,167
<i>Share of Bengal</i>	<i>366,413</i>	<i>297,002</i>	<i>261,729</i>	<i>523,473</i>	<i>426,662</i>	<i>2,38,64,321</i>	<i>1,29,33,958</i>	<i>83,37,817</i>	<i>1,98,76,407</i>	<i>2,63,35,570</i>
" Bombay	6	9	12	597	4,930	550	600	640	49,437	2,91,307
" Madras	1	1	..	1	25	28	27	16	68
" Burma	294	17,035
TOTAL	366,419	297,012	261,733	529,075	431,927	2,28,64,866	1,29,34,586	83,38,484	1,99,24,939	2,66,62,974
<i>Stitch (H. D)—</i>	<i>Cwts.</i>	<i>Cwts.</i>	<i>Cwts.</i>	<i>Cwts.</i>	<i>Cwts.</i>					
United Kingdom (including Channel Islands)	608	624	417	568	555	30,205	20,979	12,305	16,893	30,328
Other British Possessions	1	120
TOTAL BRITISH EMPIRE	609	624	417	568	555	30,325	20,979	12,305	16,893	30,328
Germany	1,360	3,456	1,397	1,731	949	96,626	34,128	23,765	21,718	3,101
Netherlands	87	201	1,970	199	2,378	3,000	3,745	34,757	4,319	79,767
Belgium	1,395	3,346	303	4,303	1,101	42,443	1,39,550	7,398	99,848	45,000
France	518	214	12,298	4,792
United States of America— Via Atlantic Coast	219	21	95	11,132	1,300	6,500
Other Foreign Countries	37	..	117	1	3	2,020	..	2,750	30	81
TOTAL FOREIGN COUNTRIES	4,086	12,217	3,797	6,304	4,526	1,68,569	2,32,210	63,640	1,37,215	1,39,449
<i>Share of Bengal</i>	<i>3,335</i>	<i>6,029</i>	<i>1,613</i>	<i>3,997</i>	<i>4,335</i>	<i>1,53,560</i>	<i>1,33,504</i>	<i>43,553</i>	<i>1,06,440</i>	<i>1,52,920</i>
" Bombay	86	2	..	5,100	90	..
" Sind	455	105	75	21	..	13,522	3,275	1,350	1,300	..
" Madras	1	21	24	120	1,152	1,104
" Burma	788	6,829	3,492	2,359	695	36,536	1,15,358	35,443	46,275	10,557
TOTAL	4,665	12,841	4,204	6,372	5,031	1,93,894	3,03,189	81,448	1,54,195	1,69,777

(a) Specified separately from 1934-35 and subject to subsequent adjustment.

GENERAL EXPORTS

(570)

INDIAN MERCHANDISE

No. 11—continued

ARTICLES, AND COUNTRIES OF FINAL DESTINATION; ALSO SHARE OF EACH PROVINCE	QUANTITY					VALUE				
	1930-31	1931-32	1932-33	1933-34	1934-35	1930-31	1931-32	1932-33	1933-34	1934-35
	R	R	R	R	R	R	R	R	R	R
Lac—continued										
<i>Other kinds (excluding lac- dye) (H. D.)—</i>										
United Kingdom (including Channel Islands)	Cwts. 1,491	Cwts. 180	Cwts. ..	Cwts. 1,876	Cwts. 1,462	38,814	1,707	..	11,536	9,078
Other British Possessions	8	..	1	1	14	189	80	50	80	480
TOTAL BRITISH EMPIRE	1,494	180	1	1,877	1,466	34,003	1,787	50	11,566	9,558
Germany	27,587	16,924	10,049	8,154	18,928	5,02,358	2,22,155	89,412	61,108	1,57,154
Netherlands	2,320	..	2,648	267	12,278	29,048	..	81,100	1,815	1,10,794
Belgium	14,054	13,544	983	18,234	9,764	2,50,036	1,79,800	9,215	1,38,521	1,10,228
France	614	411	410	205	410	10,418	4,293	2,516	1,358	8,314
United States of America— <i>Vid Atlantic Coast</i>	1,786	12,881
Other Foreign Countries	8	11	18	955	680	915
TOTAL FOREIGN COUNTRIES	44,578	30,890	14,108	21,850	48,161	7,92,105	4,06,928	1,33,164	1,97,702	8,93,866
<i>Share of Bengal</i>	<i>45,984</i>	<i>30,992</i>	<i>14,090</i>	<i>23,726</i>	<i>44,526</i>	<i>8,21,133</i>	<i>4,07,578</i>	<i>1,35,249</i>	<i>2,09,388</i>	<i>4,02,968</i>
<i> Dombay</i>	<i>55</i>	<i>71</i>	<i>19</i>	<i>1</i>	<i>14</i>	<i>2,295</i>	<i>682</i>	<i>965</i>	<i>30</i>	<i>489</i>
<i> Sind</i>	<i>..</i>	<i>..</i>	<i>..</i>	<i>..</i>	<i>..</i>	<i>..</i>	<i>..</i>	<i>..</i>	<i>..</i>	<i>..</i>
<i> Madras</i>	<i>24</i>	<i>..</i>	<i>..</i>	<i>..</i>	<i>38</i>	<i>1,374</i>	<i>..</i>	<i>..</i>	<i>..</i>	<i>686</i>
<i> Burma</i>	<i>9</i>	<i>47</i>	<i>..</i>	<i>..</i>	<i>..</i>	<i>208</i>	<i>411</i>	<i>..</i>	<i>..</i>	<i>..</i>
TOTAL	46,072	81,050	14,109	23,727	44,627	8,26,108	4,08,665	1,35,214	2,09,268	4,08,424
Total Lac—										
United Kingdom (including Channel Islands)	Cwts. 128,478	Cwts. 105,996	Cwts. 105,290	Cwts. 336,400	Cwts. 235,780	70,30,608	44,96,722	32,75,122	1,81,74,816	1,45,97,868
Palestine	10	81	105	140	247	902	1,297	5,296	4,658	16,647
Ceylon (excluding Maldives).	134	107	165	161	210	9,424	6,309	6,489	6,180	14,168
Straits Settlements	2,269	1,708	1,482	1,462	2,092	1,71,248	84,828	48,619	52,278	1,32,938
Hongkong	2,106	1,937	1,948	1,129	1,625	1,48,110	1,12,191	74,422	40,987	1,02,239
Union of South Africa	1,056	382	643	742	1,015	57,074	18,185	22,190	27,949	60,685
Canada—										
<i>Vid Atlantic Coast</i>	..	128	882	2,659	2,342	..	6,160	32,625	96,782	1,25,762
<i> Pacific</i>	74	63	97	8,429	2,880	6,380
Commonwealth of Australia	4,718	2,649	4,767	8,950	5,888	8,86,642	1,37,490	1,91,698	1,65,221	3,38,115
New Zealand	1,178	875	740	688	824	98,901	21,584	38,148	28,404	54,846
Other British Possessions	80	20	24	41	26	6,562	789	1,623	1,465	1,920
TOTAL BRITISH EMPIRE	135,024	113,805	116,120	347,488	249,646	78,54,561	48,85,056	86,94,654	1,36,01,570	1,54,45,448
Finland	108	..	15	7	46	6,168	..	490	170	2,460
Sweden	5,125	2,892	3,006	2,598	8,194	3,15,619	1,33,918	98,058	81,008	2,08,185
Norway	600	548	594	626	698	40,690	47,270	21,645	20,467	42,161
Denmark	1,881	1,168	1,511	1,915	1,028	1,11,125	52,880	51,165	43,511	1,05,091
Poland (including Danzig)	1,850	1,249	2,089	2,304	3,921	83,147	53,013	66,333	66,725	2,55,276
Germany	99,857	61,741	55,613	59,640	47,395	48,48,611	20,72,058	14,40,571	14,58,334	18,82,089
Netherlands	5,794	1,555	19,126	3,093	19,698	2,48,814	50,978	5,16,651	1,23,850	4,71,752
Belgium	26,335	38,312	7,839	33,243	16,814	9,77,237	10,81,785	2,18,316	7,96,475	4,96,680
France	15,419	12,778	14,819	15,570	9,811	8,91,464	5,31,870	4,59,847	4,71,596	5,60,997
Spain	2,108	1,262	1,847	1,949	1,178	1,28,349	55,189	64,520	40,708	68,832
Italy (including Fiume)	6,676	5,489	5,641	6,650	6,258	4,36,470	2,62,207	2,07,244	2,32,479	3,56,193
Rumania	87	..	42	191	308	1,747	..	1,692	6,712	20,566
Greece (including Crete)	483	662	682	365	596	23,914	32,368	33,256	11,984	35,510
Turkey, European	178	120	215	75	109	11,005	5,200	7,076	2,730	7,170
Syria	97	119	88	138	110	6,194	5,484	2,971	3,785	7,130
Iraq	67	39	66	30	90	5,077	1,770	2,317	1,200	4,716
Java	1,937	1,543	1,413	1,378	1,151	1,35,960	74,038	45,819	42,868	71,799
Siam	66	55	195	3,607	2,150	12,490
Philippines	1,232	877	1,437	777	871	1,08,238	48,225	53,163	27,181	55,454

No. 11—continued

ARTICLES, AND COUNTRIES OF FINAL DESTINATION; ALSO SHARE OF EACH PROVINCE	QUANTITY					VALUE				
	1980-81	1981-82	1982-83	1983-84	1984-85	1980-81	1981-82	1982-83	1983-84	1984-85
Lac—continued										
Total Lac—continued	Cwts	Cwts.	Cwts.	Cwts.	Cwts.	Rs	Rs	Rs	Rs	Rs
China (exclusive of Hongkong and Macao)	2,511	1,988	1,915	1,829	2,028	1,60,950	92,629	61,018	66,824	1,62,445
Japan	27,988	88,978	27,032	81,472	47,749	19,02,118	15,49,167	8,04,887	9,95,808	28,69,848
Egypt	1,090	762	921	1,086	1,808	88,076	40,822	86,348	38,508	74,107
Portuguese East Africa	195	221	406	499	518	12,197	10,006	18,321	15,877	27,868
United States of America—										
<i>Vid Atlantic Coast</i>	199,480	177,190	148,927	211,787	148,140	1,24,14,368	70,85,652	48,00,511	68,25,828	82,09,454
<i>" Pacific "</i>	1,047	1,674	1,804	1,999	4,212	99,862	75,971	56,888	66,041	2,48,697
Cuba	163	221	399	448	188	11,926	9,987	18,889	15,490	12,000
Mexico	15	267	360	400	8,764	22,868
Brazil	2,047	2,426	1,276	1,868	1,714	1,48,404	1,02,816	48,469	70,474	1,04,667
Uruguay	387	159	254	239	302	25,820	9,976	9,164	9,223	30,047
Argentine Republic (including the Atlantic Coast of Patagonia)	4,779	1,102	2,665	2,361	2,540	3,39,484	50,298	87,169	81,941	1,52,044
Chile (including the Pacific Coast of Patagonia)	541	96	491	188	189	35,198	8,836	14,673	5,400	7,547
Peru	69	55	37	84	114	8,860	2,162	1,100	2,840	11,581
Other Foreign Countries	40	222	125	50	161	3,447	10,655	5,105	2,088	9,688
Total 'For orders' cargoes(a)	—	—	—	—	12,247	—	—	—	—	8,35,000
TOTAL FOREIGN COUNTRIES	412,127	350,419	302,180	388,550	386,856	2,85,19,221	1,85,09,116	87,29,111	1,10,42,107	1,75,50,761
Share of Bengal	542,819	456,573	415,588	727,247	579,770	3,10,50,300	1,82,87,888	1,23,80,809	2,45,40,076	3,26,63,381
<i>" Bombay</i>	147	20	31	600	4,594	8,645	1,382	1,606	49,587	2,91,787
<i>" Sind</i>	1,027	374	104	21	100	43,828	8,176	4,778	1,300	9,800
<i>" Madras</i>	38	22	25	..	98	2,229	1,180	1,131	35	1,648
<i>" Burma</i>	3,120	6,736	2,492	3,120	1,040	2,62,770	1,15,669	25,449	82,710	29,058
TOTAL	547,151	463,724	418,300	730,988	586,002	3,19,79,782	1,88,94,172	1,24,29,765	2,46,48,677	3,29,96,204
Lacquered-ware (of Indian manufacture) (III. B)—										
United Kingdom (including Channel Islands)	—	—	—	—	—	10,143	4,078	8,510	2,872	1,227
Other British Possessions	—	—	—	—	—	7,398	5,078	9,285	11,125	8,070
TOTAL BRITISH EMPIRE	—	—	—	—	—	17,536	9,146	12,795	18,997	9,297
Portuguese East Africa	—	—	—	—	—	3,270	2,400	2,580	2,605	6,820
Panama (including Panama Canal Zone)	—	—	—	—	—	..	1,300	2,950	850	5,099
Other Foreign Countries	—	—	—	—	—	10,146	18,212	14,784	14,288	14,759
TOTAL FOREIGN COUNTRIES	—	—	—	—	—	18,416	16,912	20,314	17,782	20,178
Share of Bombay	—	—	—	—	—	18,513	31,687	26,697	30,187	30,320
<i>" Sind</i>	—	—	—	—	—	300	55	..	70	..
<i>" Madras</i>	—	—	—	—	—	33
<i>" Burma</i>	—	—	—	—	—	12,139	4,976	6,379	5,878	6,658
TOTAL	—	—	—	—	—	30,952	26,658	33,109	31,785	36,978
Leather—										
Hides, tanned or dressed—										
Buffalo hides (III. I)—										
United Kingdom (including Channel Islands)	Tons	Tons	Tons	Tons	Tons					
Palestine	8	4	3	1	..	10,500	8,550	2,700	1,600	950
Hongkong	5	7,200
Zanzibar and Pemba	2	3	1	2	3	7,910	7,580	5,340	5,606	5,062
Kenya Colony	21	16	11	18	18	45,797	26,685	19,977	21,876	29,726
Tanganyika Territory	2	4	4	3	6	8,050	7,525	6,250	7,850	11,988
Other British Possessions	..	1	..	2	1	3,034	3,594	1,504	4,770	2,942
TOTAL BRITISH EMPIRE	637	574	394	719	666	11,80,850	9,04,397	5,57,306	11,48,044	11,23,888

(a) Specified separately from 1984-85 and subject to subsequent adjustment.

GENERAL EXPORTS

INDIAN MERCHANDISE

(572)

No. 11—continued

ARTICLES, AND COUNTRIES OF FINAL DESTINATION; ALSO SHARE OF EACH PROVINCE	QUANTITY					VALUE				
	1930-31	1931-32	1932-33	1933-34	1934-35	1930-31	1931-32	1932-33	1933-34	1934-35
	Tons	Tons	Tons	Tons	Tons	Rs	Rs	Rs	Rs	Rs
Leather—continued										
Hides, tanned or dressed—continued										
Buffalo hides (III. I)—continued										
Syria	18	21	8	4	11	20,800	20,550	18,150	4,400	18,700
Iraq	20	18	10	18	19	88,010	26,488	17,168	23,000	22,150
Iran	3	1	6,518	2,800	1,230	200	..
China (exclusive of Hongkong and Macao)	5	5,000
United States of America— Via Atlantic Coast	6	9	8	7	49	15,000	10,880	15,070	12,000	1,07,250
Other Foreign Countries	6	..	712	100	847	4,400	100
TOTAL FOREIGN COUNTRIES	51	49	26	33	79	97,040	78,218	46,955	44,000	1,48,206
Share of Bengal	6	18,776
" Bombay	78	67	41	38	53	1,80,577	1,10,792	85,120	73,377	80,347
" Sind	7	2	600	250	4,519	54	189
" Madras	605	555	377	704	681	11,14,490	9,80,882	5,16,112	11,18,313	11,82,751
" Burma	10	12,222
TOTAL	688	623	420	752	745	12,77,890	10,72,605	6,04,761	11,92,044	12,72,093
Ow hides (III. I)—	Tons	Tons	Tons	Tons	Tons					
United Kingdom (including Channel Islands)	9,616	8,689	7,722	11,205	9,486	2,16,80,389	1,79,60,852	1,36,52,802	2,06,11,455	1,61,51,524
Aden and Dependencies	16	17	15	21	15	83,988	25,994	22,521	29,479	19,930
Ceylon (excluding Maldives)	1	468	8,410	2,442	5,488	5,895
Hongkong	42	68	85	5	12	53,150	87,250	43,120	6,200	12,300
Zanzibar and Pemba	2	11,615	887	1,232	850	350
Kenya Colony	7	1	1	2	2	27,844	11,620	11,885	17,648	9,292
Canada— Via Atlantic Coast	53	77,455
Other British Possessions	2	8	8	5,055	3,927	2,400	2,199	837
TOTAL BRITISH EMPIRE	9,728	8,778	7,776	11,236	9,516	2,18,02,984	1,80,93,040	1,39,36,462	2,06,73,806	1,61,99,628
China (exclusive of Hongkong and Macao)	162	136	105	43	32	1,93,550	1,07,080	1,09,047	34,350	24,457
United States of America— Via Atlantic Coast	51	1	..	29	29	1,13,250	1,600	..	59,595	36,000
Other Foreign Countries	4	1	1	2	2,251	5,480	4,910	1,568	6,051
TOTAL FOREIGN COUNTRIES	213	141	106	73	63	3,00,301	1,74,010	1,18,957	65,508	66,508
Share of Bengal	27	33	44	59	34	3,707	65,802	25,826	90,750	122,160
" Bombay	477	368	197	371	184	17,89,296	13,35,716	6,97,541	8,28,314	3,82,912
" Sind	5	8	17	37	24	12,355	15,908	37,199	77,286	48,761
" Madras	9,236	8,205	7,481	10,393	9,243	2,01,45,924	1,66,03,892	1,30,75,517	1,97,31,414	1,50,69,546
" Burma	206	206	143	48	41	2,51,040	2,58,532	1,54,327	40,550	36,759
TOTAL	9,951	8,919	7,832	11,408	9,579	2,22,02,375	1,82,67,950	1,40,50,410	2,07,68,214	1,62,60,136
Calf Skins—										
Buffalo Calf Skins (III. D)—	Tons	Tons	Tons	Tons	Tons					
United Kingdom (including Channel Islands)	851	806	315	411	304	8,37,454	6,38,021	5,55,806	7,82,337	7,13,141
Other British Possessions	439	214	26	100	50
TOTAL BRITISH EMPIRE	851	806	315	411	304	8,37,893	6,38,235	5,55,832	7,82,437	7,13,191

No. 11—continued

ARTICLES, AND COUNTRIES OF FINAL DESTINATION; ALSO SHARE OF EACH PROVINCE	QUANTITY					VALUE				
	1930-31	1931-32	1932-33	1933-34	1934-35	1930-31	1931-32	1932-33	1933-34	1934-35
Leather—continued										
<i>Hides, tanned or dressed— continued</i>										
<i>Calf Skins—continued</i>										
Buffalo Calf Skins (III. I)— continued	Tons	Tons	Tons	Tons	Tons					
United States of America—										
Via Atlantic Coast . . .	38	1,19,489
Share of Bombay . . .	1	1	..	1	..	5,400	3,000	..	3,900	..
" Sind	1	3	1,800	3,407	994	..
" Madras . . .	386	304	312	410	394	9,51,982	9,33,435	6,51,925	7,78,593	7,13,191
TOTAL . . .	387	306	315	411	394	9,57,882	9,38,235	6,55,332	7,82,487	7,13,191
Cow Calf Skins (III. I)—	Tons	Tons	Tons	Tons	Tons					
United Kingdom (including Channel Islands) . . .	516	450	419	585	652	15,30,933	12,34,058	10,00,284	12,33,745	15,06,000
Other British Possessions	2,220	1,054	480	283	..
TOTAL BRITISH EMPIRE . . .	516	450	419	585	652	15,33,153	12,35,112	10,00,764	12,34,028	15,06,000
TOTAL FOREIGN COUNTRIES . . .	1	4,800	1,000	480	2,800	..
<i>Share of Bengal . . .</i>	600	500	..	2,000	..
" Bombay . . .	11	3	..	65,140	3,000	..	7,220	..
" Sind . . .	6	2	4	4	..	19,002	4,419	7,159	7,386	1,064
" Madras . . .	500	448	415	578	652	14,68,311	12,78,200	9,24,056	12,19,965	15,06,906
TOTAL . . .	517	450	419	585	652	15,37,958	12,36,112	10,01,214	12,36,601	15,06,960
Total Calf Skins—	Tons	Tons	Tons	Tons	Tons					
United Kingdom (including Channel Islands) . . .	807	756	734	906	1,046	23,68,337	19,22,070	15,55,590	21,16,185	22,25,101
Other British Possessions	2,659	1,268	508	353	50
TOTAL BRITISH EMPIRE . . .	807	756	734	906	1,046	23,71,046	19,23,347	15,56,098	21,16,488	22,25,151
United States of America— Via Atlantic Coast . . .	38	1,19,489	600	..
Other Foreign Countries . . .	1	4,800	1,000	480	2,000	..
TOTAL FOREIGN COUNTRIES . . .	37	1,24,289	1,000	480	2,600	..
<i>Share of Bengal . . .</i>	600	500	..	2,000	..
" Bombay . . .	12	1	..	4	..	69,540	6,000	..	10,120	..
" Sind . . .	6	3	7	4	..	19,902	6,212	10,568	3,380	1,064
" Madras . . .	836	752	727	928	1,046	24,14,393	19,11,328	15,46,980	20,06,583	22,24,007
TOTAL . . .	904	756	734	906	1,046	24,95,335	19,24,347	15,56,546	21,19,089	22,25,151
Other hides (III. I)—	Tons	Tons	Tons	Tons	Tons					
TOTAL BRITISH EMPIRE	2	740	616	..	195	5
<i>Share of Bengal . . .</i>	..	2	622
" Madras	740	54	..	195	5
TOTAL	2	740	616	..	195	5

GENERAL EXPORTS

(574)

INDIAN MERCHANDISE

No. 11—continued

ARTICLES, AND COUNTRIES OF FINAL DESTINATION; ALSO SHARE OF EACH PROVINCE	QUANTITY					VALUE				
	1980-81	1981-82	1982-83	1983-84	1984-85	1980-81	1981-82	1982-83	1983-84	1984-85
	Tons	Tons	Tons	Tons	Tons	R	R	R	R	R
Leather—continued										
<i>Total Hides, tanned or dressed—</i>										
United Kingdom (including Channel Islands)	11,082	9,998	8,881	18,000	11,170	2,51,47,136	2,08,28,996	1,59,29,427	2,38,33,932	1,94,49,845
Palestine	8	5	3	1	..	10,500	9,050	3,700	1,600	950
Aden and Dependence	16	17	15	22	16	88,818	27,259	28,599	31,578	23,241
Ceylon (excluding Maldives)	1	4,292	5,261	3,274	6,831	5,086
Hongkong	47	68	85	5	12	60,350	87,250	43,120	6,300	12,300
Zanzibar and Pemba . . .	4	3	1	2	3	19,781	8,417	6,572	6,556	5,412
Kenya Colony	28	17	12	16	20	78,641	88,805	31,862	39,518	39,018
Tanganyika Territory . . .	2	4	4	3	6	8,625	8,425	6,250	8,700	12,668
Canada—										
Vid Atlantic Coast	53	77,455
Other British Possessions .	2	3	3	1	..	5,003	4,827	2,560	3,123	431
TOTAL BRITISH EMPIRE . . .	11,242	10,110	8,934	18,050	11,228	2,54,45,600	2,10,12,200	1,60,50,364	2,39,38,038	1,95,48,072
Syria	18	23	8	4	11	36,800	31,850	13,150	4,400	18,700
Iraq	20	13	10	19	19	83,890	27,238	21,208	26,049	26,076
Iran	3	1	7,518	2,900	1,350	200	..
China (exclusive of Hongkong and Macao)	167	136	105	43	32	1,98,560	1,97,080	1,09,047	34,350	24,457
United States of America—										
Vid Atlantic Coast	93	10	3	36	78	2,47,739	21,380	15,070	72,195	1,43,260
Other Foreign Countries . .	1	2	1	4	2	6,188	2,885	1,587	4,914	3,631
TOTAL FOREIGN COUNTRIES . .	301	100	132	106	142	5,30,690	2,53,228	1,61,862	1,42,108	2,14,713
Share of Bengal	27	34	44	59	90	4,307	66,994	85,335	92,750	1,46,938
" Bombay	562	436	238	423	243	20,00,413	14,43,509	7,82,371	9,12,511	4,73,799
" Sind	11	12	26	47	34	32,860	33,070	52,284	86,730	49,393
" Madras	10,727	9,512	8,585	12,685	10,970	2,36,75,447	1,94,76,443	1,51,36,609	2,29,48,510	1,90,55,399
" Burma	216	206	143	48	44	2,63,263	2,56,533	1,54,327	40,550	36,757
TOTAL	11,548	10,300	9,036	19,156	11,370	2,59,76,290	2,12,66,518	1,62,11,726	2,40,80,141	1,97,63,385
Skins, tanned or dressed—										
<i>Goat skins (H.L.I.)—</i>										
United Kingdom (including Channel Islands)	2,986	2,496	2,887	3,400	3,506	1,70,59,501	1,56,78,805	1,67,82,273	1,65,40,868	1,77,59,636
Ceylon (excluding Maldives)	3	1	..	5,818	3,078	1,238	5,081	2,414
Union of South Africa	2	7,010
Commonwealth of Australia	..	3	2	4,100	7,516	3,065	1,180	3,248
Other British Possessions	1,220	400	291	275	220
TOTAL BRITISH EMPIRE . . .	2,986	2,499	2,890	3,401	3,510	1,70,70,639	1,56,89,793	1,67,87,767	1,65,59,354	1,77,72,627
Sweden	4	13,260
Germany	4	3	3	21,685	1,819	..	12,710	18,267
Netherlands	50	34	6	1	2	3,32,276	2,25,000	42,000	5,000	3,304
Belgium	4	1	3,000	19,384	3,089	2,400	..
France	1	18	9	80	15	6,520	86,118	50,510	1,97,558	95,195
Italy (including Trieste)	4	78	2,700	26,470
Japan	1	..	2	17	21	6,050	2,000	15,400	84,305	87,300
United States of America—										
Vid Atlantic Coast	78	56	7	87	56	4,22,390	2,06,340	30,000	3,86,664	2,58,430
" Pacific "	3	2	15,000	9,000
Other Foreign Countries	1	..	1	46	..	1,228	1,200	3,900
TOTAL FOREIGN COUNTRIES . .	135	107	26	150	108	7,94,995	6,30,161	1,50,746	7,07,537	5,19,193

No. 11—continued

ARTICLES, AND COUNTRIES OF FINAL DESTINATION ; ALSO SHARE OF EACH PROVINCE	QUANTITY					VALUE				
	1930-31	1931-32	1932-33	1:33-34	1934-35	1930-31	1931-32	1932-33	1933-34	1934-35
Leather—continued										
Skins, tanned or dressed—continued										
Goat skins (III. I)—continued	Tons	Tons	Tons	Tons	Tons	Rs	Rs	Rs	Rs	Rs
Share of Bengal	2	1	11,625	9,691	2,150	889	253
" Bombay	312	201	216	279	212	19,92,812	11,33,220	9,12,044	11,62,076	6,00,433
" Sind	28	9	4	8	35	1,20,222	29,372	11,170	21,422	22,390
" Madras	2,779	2,325	2,626	3,264	3,365	1,57,22,512	1,50,90,912	1,50,12,849	1,50,22,435	1,73,01,635
" Burma	400
TOTAL	3,121	2,606	2,916	3,551	3,612	1,78,65,634	1,62,10,960	1,62,28,012	1,72,60,891	1,82,91,710
Sheep skins (III. I)—	Tons	Tons	Tons	Tons	Tons					
United Kingdom (including Channel Islands)	2,257	2,120	1,869	2,252	2,106	1,40,07,547	1,06,90,242	95,22,922	1,11,22,792	1,06,41,411
Ceylon (excluding Maldives)	1	4	17	8	12	12,490	12,124	11,504	12,212	22,572
Straits Settlements	102	82	85	72	81	4,41,221	2,00,622	2,95,002	2,61,620	2,22,920
Kenya Colony	1	1	1	10,554	6,422	5,200	6,207	4,770
Other British Possessions	1	..	1	5,021	3,220	2,707	2,765	7,222
TOTAL BRITISH EMPIRE	2,467	2,273	1,972	2,222	2,200	1,45,72,422	1,10,20,262	98,60,040	1,14,24,202	1,09,17,012
Germany	2	20	22	15,220	49,227	61,045
Netherlands	12	6	12	52,507	24,000	55,000
France	1	1,120	..	205	50	9,751
Italy (including Fiume)	1	12,022	2,000	91
Sumatra	1	..	2,279	1,075	..	5,200
Japan	504	605	402	520	506	22,00,152	22,00,922	20,49,416	20,70,244	24,27,062
United States of America— Via Atlantic Coast	16	5	..	2	1	1,19,252	22,200	..	24,000	200
Other Foreign Countries	2	1	2	11,162	1,205	4,020	122	2,520
TOTAL FOREIGN COUNTRIES	522	517	477	552	522	21,22,206	26,22,416	21,00,222	21,44,700	25,07,444
Share of Bengal	710	200	60	227	627
" Bombay	220	222	102	227	142	14,22,227	9,42,422	4,62,222	2,20,222	6,42,012
" Sind	22	22	19	60	60	4,11,472	2,27,221	42,222	1,20,202	1,22,202
" Madras	2,672	2,505	2,224	2,520	2,222	1,57,22,522	1,24,22,222	1,14,60,221	1,22,67,701	1,22,45,242
" Burma	1	..	1	4,750	..	212	..	250
TOTAL	3,005	2,720	2,460	2,227	2,222	1,76,98,222	1,36,62,772	1,19,60,206	1,26,68,971	1,24,24,466
Other skins (III. I)—	Tons	Tons	Tons	Tons	Tons					
United Kingdom (including Channel Islands)	62	94	100	122	94	11,21,222	12,04,206	12,77,922	15,01,002	7,22,122
Straits Settlements	10,220	45
Commonwealth of Australia	1,050	5,200	15,220	14,500	..
Other British Possessions	1	2,722	224	2,072	227	2,106
TOTAL BRITISH EMPIRE	62	94	100	122	95	11,26,227	12,11,020	12,95,221	15,17,209	7,26,264
Germany	2	5,750	7,422	54,510	16,400	2,706
Netherlands	2	2,100	2,500	22,207	2,250	..
Belgium	2,400	..	2,000	..	400
France	4	20	60,409	12,270	2,579	..
Italy (including Fiume)	1	222	2,277	11,222	250	4,020
United States of America— Via Atlantic Coast	2	45,222	11,221	2,520
Other Foreign Countries	200	1,000	724	..	20
TOTAL FOREIGN COUNTRIES	2	4	10	..	1	60,722	26,170	1,18,166	29,479	2,206

GENERAL EXPORTS

INDIAN MERCHANDISE

(576)

No. 11—continued

ARTICLES, AND COUNTRIES OF FINAL DESTINATION; ALSO SHARE OF EACH PROVINCE	QUANTITY					VALUE				
	1930-31	1931-32	1932-33	1933-34	1934-35	1930-31	1931-32	1932-33	1933-34	1934-35
	Tons	Tons	Tons	Tons	Tons	Rs	Rs	Rs	Rs	Rs
Leather—continued										
<i>Skins, tanned or dressed— concluded</i>										
<i>Other skins (III.1)—continued</i>										
Share of Bengal	16	36	63	83	42	3,41,044	6,36,729	9,42,321	11,12,663	4,66,732
" Bombay	3	1	2	1	..	41,732	35,768	15,035	11,244	14,043
" Sind	13	8	3	5	1	1,81,132	1,69,352	89,726	50,817	16,133
" Madras	34	83	46	39	53	6,32,516	6,74,411	4,68,595	3,72,584	2,38,602
TOTAL	64	98	119	128	96	11,07,025	13,06,260	15,18,517	16,46,748	7,34,569
TOTAL SKINS, TANNED OR DRESSED—	Tons	Tons	Tons	Tons	Tons					
United Kingdom (including Channel Islands)	5,405	4,770	4,865	5,781	5,706	3,22,78,691	2,76,79,354	2,76,09,207	2,91,77,568	2,91,24,169
Ceylon (excluding Maldives)	1	4	20	9	13	27,017	17,146	13,235	24,160	28,022
Straits Settlements	108	88	85	73	81	4,53,081	3,00,633	3,05,003	2,61,895	2,39,035
Union of South Africa	2	7,170
Kenya Colony	1	1	1	11,074	6,522	5,816	6,307	6,770
Commonwealth of Australia	8	3	5,150	13,416	20,155	20,325	7,210
Other British Possessions	1	5,355	4,180	9,809	4,070	3,527
TOTAL BRITISH EMPIRE	5,515	4,866	4,972	5,863	5,806	3,27,80,359	2,80,21,251	2,80,48,223	2,94,94,225	2,94,15,903
Sweden	4	150	..	19,260
Germany	6	..	2	33	36	42,905	6,782	54,510	78,747	83,017
Netherlands	63	40	26	1	2	3,88,888	2,51,500	1,29,697	8,850	6,364
Belgium	4	1	3,400	19,384	5,669	2,400	400
France	1	17	9	39	16	10,670	1,46,527	63,724	2,06,187	1,04,646
Italy (including Fiume)	1	5	13,696	5,277	11,756	3,350	29,496
Sumatra	1	..	3,279	1,075	..	5,809
Japan	505	505	465	537	617	29,15,202	25,68,932	20,64,815	21,54,649	25,15,266
United States of America—										
Via Atlantic Coast	98	61	7	90	57	5,87,274	3,41,461	41,530	4,11,864	2,58,730
" Pacific "	3	2	15,000	9,000
Other Foreign Countries	3	1	3	..	1	11,509	2,907	5,342	1,338	6,560
TOTAL FOREIGN COUNTRIES	675	628	513	703	741	39,78,689	33,47,747	23,78,269	28,81,785	30,81,341
Share of Bengal	17	37	63	83	42	3,53,979	6,47,329	9,44,431	11,13,889	4,87,645
" Bombay	546	435	324	617	361	35,21,132	31,52,207	13,89,447	20,60,713	15,59,517
" Sind	156	79	31	73	96	7,12,337	4,06,116	1,47,531	1,92,548	2,37,710
" Madras	5,491	4,953	5,066	5,393	6,047	3,21,66,700	2,81,53,355	2,79,39,275	2,90,09,160	3,01,86,522
" Burma	1	..	1	5,150	..	312	..	240
TOTAL	6,190	5,494	5,485	6,566	6,546	3,67,58,898	3,13,68,698	3,04,21,496	3,23,70,610	3,24,50,744
Total Hides and Skins, tanned or dressed—	Tons	Tons	Tons	Tons	Tons					
United Kingdom (including Channel Islands)	16,487	14,763	13,696	16,781	16,376	5,74,25,816	4,85,02,350	4,36,22,634	5,30,11,500	4,85,74,014
Palestine	8	5	3	1	..	10,500	9,050	3,700	1,000	650
Aden and Dependencies	16	17	16	22	16	39,883	27,309	26,121	31,573	22,434
Ceylon (excluding Maldives)	1	4	20	9	14	31,309	22,407	16,512	30,991	33,707
Straits Settlements	110	90	88	74	81	4,57,484	3,08,035	2,97,163	2,64,170	2,89,093
Hongkong	47	68	35	5	12	60,350	37,250	43,120	6,300	12,300
Union of South Africa	2	293	7,372
Zanzibar and Pomba	4	3	1	2	3	21,103	11,002	8,132	9,086	6,323
Kenya Colony	29	18	13	16	20	84,715	44,827	37,678	46,325	45,733
Tanganyika Territory	2	4	4	3	6	8,925	8,610	7,660	9,740	13,343

No. 11—continued

ARTICLES, AND COUNTRIES OF FINAL DESTINATION, ALSO SHARE OF EACH PROVINCE	QUANTITY					VALUE				
	1980-81	1981-82	1982-83	1983-84	1984-85	1980-81	1981-82	1982-83	1983-84	1984-85
	Tons	Tons	Tons	Tons	Tons	R	R	R	R	R
Leather—continued										
<i>Total Hides and Skins, tanned or dressed—continued</i>										
Canada—										
Via Atlantic Coast	58	77,455
Commonwealth of Australia	4	8	5,150	14,918	30,155	30,325	7,210
Other British Possessions	3,254	1,785	3,777	1,050	1,540
TOTAL BRITISH EMPIRE	16,787	14,976	13,376	13,913	17,033	5,82,25,059	4,90,83,541	4,40,03,592	5,84,32,858	4,89,64,575
Sweden	4	150	..	13,200
Germany	7	..	2	33	37	46,505	3,307	54,510	73,747	85,042
Netherlands	68	40	26	1	2	3,88,888	2,51,500	1,29,097	3,850	3,364
Belgium	4	1	3,400	19,384	5,069	2,400	400
France	1	17	9	30	16	11,270	1,45,527	69,724	2,06,187	1,04,046
Italy (including Fiume)	1	5	19,696	5,277	11,756	3,350	29,493
Syria	18	23	8	4	11	86,800	31,850	13,150	4,400	13,700
Iraq	20	18	10	19	19	33,890	27,238	21,208	26,187	24,675
Iran	2	1	7,512	2,900	1,850	200	..
Sumatra	1	400	3,279	1,075	..	5,800
China (exclusive of Hongkong and Macao)	168	136	105	43	32	3,03,310	1,68,030	1,09,839	34,350	24,457
Japan	505	507	465	537	617	29,15,202	25,71,633	20,65,805	21,54,349	25,15,238
United States of America—										
Via Atlantic Coast	139	71	15	136	135	3,35,013	3,62,791	58,600	4,33,459	4,01,030
" Pacific "	3	2	15,000	9,000
Other Foreign Countries	2	1	2	4	2	3,342	1,715	4,037	5,914	3,100
TOTAL FOREIGN COUNTRIES	976	818	645	809	833	45,09,229	36,09,975	25,39,630	30,33,833	32,49,554
Share of Bengal	44	71	107	142	132	3,53,236	7,14,234	19,39,266	13,06,639	6,14,530
" Bombay	1,107	361	362	949	603	55,21,595	36,04,716	21,73,113	39,73,324	29,33,316
" Sind	147	91	57	114	130	7,46,747	4,39,136	1,99,316	2,78,668	2,37,745
" Madras	16,213	14,555	13,651	13,473	17,017	5,53,41,147	4,76,29,793	4,39,76,334	5,19,67,379	4,92,41,481
" Burma	217	306	144	43	44	2,38,413	2,56,532	1,55,139	49,550	37,099
TOTAL	17,733	15,794	14,531	19,723	17,916	6,27,35,133	5,26,34,516	4,66,33,223	5,64,56,751	5,22,14,129
Unwroughts (III. 1)—	Cwts.	Cwts.	Cwts.	Cwts.	Cwts.					
United Kingdom (including Channel Islands)	1,033	386	2,784	7,033	9,301	4,76,024	2,37,996	5,29,196	13,15,900	13,39,579
Cyprus	31	6	9	10	36	3,732	347	3,003	3,351	9,631
Palestine	3	..	22	500	..	2,300
Ceylon (excluding Maldives)	105	79	107	90	137	20,234	21,452	19,362	16,315	26,533
Straits Settlements	49	27	41	44	123	7,034	4,633	3,430	3,439	27,246
Hongkong	112	173	156	6,000	256	..	2,950
Union of South Africa	2	4	13	20	60	470	1,310	4,145	4,305	13,954
Zanzibar and Pemba	24	27	33	17	12	4,522	4,093	5,016	2,937	1,790
Kenya Colony	75	64	113	154	363	11,421	3,411	13,534	25,399	43,313
Mauritius and Dependencies	17	4	3	3	..	5,659	1,030	469	627	..
Commonwealth of Australia	4	6	13	10,575	2,100	2,700
New Zealand	20	..	6	2	15	13,041	..	13,030	300	7,013
Other British Possessions	33	22	66	40	34	4,330	4,510	7,376	4,525	3,797
TOTAL BRITISH EMPIRE	1,451	737	3,201	7,463	10,342	5,68,293	2,92,992	6,07,463	13,33,039	19,37,563
Germany	10	6	275	4	..	9,000	334	15,199	730
Syria	75	49	10	..	63	5,430	2,533	500	..	7,000
Iraq	1,451	1,656	1,503	1,179	1,023	1,74,665	2,04,653	1,59,617	1,23,967	1,34,941
Iran	77	47	252	20	..	13,627	9,094	23,792	3,475	..
Java	703	231	123	4	1	1,64,197	59,435	27,325	130	130
Egypt	43	4	6,175	719
Other Foreign Countries	233	33	36	47	66	3,341	4,339	9,130	9,477	13,397
TOTAL FOREIGN COUNTRIES	2,597	2,026	1,935	1,625	1,733	3,72,435	2,89,549	2,21,258	1,66,293	2,07,267

GENERAL EXPORTS

INDIAN MERCHANDISE

(578)

No. 11—continued

ARTICLES, AND COUNTRIES OF FINAL DESTINATION; ALSO SHARE OF EACH PROVINCE	QUANTITY					VALUE				
	1930-31	1931-32	1932-33	1933-34	1934-35	1930-31	1931-32	1932-33	1933-34	1934-35
	Cwts.	Cwts.	Cwts.	Cwts.	Cwts.	₹	₹	₹	₹	₹
Leather—continued										
Unwrought (III. I)—contd.										
Share of Bengal	1,021	150	1,259	4,534	4,604	1,41,556	21,017	2,01,520	7,64,389	7,95,411
„ Bombay	1,766	1,325	3,169	1,949	2,129	2,15,973	2,26,483	3,09,020	2,54,455	2,42,314
„ Sind	24	83	226	337	32	2,774	7,931	17,552	19,691	2,294
„ Madras	1,235	610	482	2,173	5,135	5,20,681	3,16,970	2,10,629	5,00,372	11,45,339
„ Burma	3	95	173	50	1,140	3,239
TOTAL	4,048	2,703	5,136	8,993	12,128	9,40,733	5,73,541	8,28,721	15,39,337	21,94,330
Manufactures (excluding boots and shoes)—										
Bags, trunks and travelling requisites (III. I)—										
Aden and Dependencies	—	—	—	—	—	3,127	1,405	5,440	7,540	7,100
Ceylon (excluding Maldives)	—	—	—	—	—	2,350	12,701	7,470	7,120	22,240
Kenya Colony	—	—	—	—	—	19,728	15,790	17,595	25,270	24,625
Tanganyika Territory	—	—	—	—	—	8,100	1,600	1,625	3,050	3,850
Other British Possessions	—	—	—	—	—	5,308	5,268	8,712	7,819	6,628
TOTAL BRITISH EMPIRE	—	—	—	—	—	38,611	36,764	40,773	50,799	66,343
Iraq	—	—	—	—	—	9,187	5,469	5,140	7,495	6,240
Portuguese East Africa	—	—	—	—	—	11,685	18,535	18,947	18,705	18,570
Other Foreign Countries	—	—	—	—	—	3,025	2,090	6,370	4,980	8,550
TOTAL FOREIGN COUNTRIES	—	—	—	—	—	23,997	26,094	25,457	31,180	33,360
Share of Bengal	—	—	—	—	—	..	733	300	..	320
„ Bombay	—	—	—	—	—	62,210	61,938	65,695	61,794	99,243
„ Sind	—	—	—	—	—	155	..
„ Madras	—	—	—	—	—	172	82	334	..	140
„ Burma	—	—	—	—	—	126	50
TOTAL	—	—	—	—	—	62,508	62,863	66,229	61,979	99,703
Leather belting (III. I)—(c)										
TOTAL BRITISH EMPIRE	11	8	—	—	—	3,128	1,092	3,625	475	55
Siam	42	..	—	—	—	11,400
Other Foreign Countries	1	..	—	—	—	176	..	3,038	175	..
TOTAL FOREIGN COUNTRIES	43	..	—	—	—	11,576	..	3,038	175	..
Share of Bengal	42	..	—	—	—	11,400	..	1,428	475	..
„ Bombay	12	8	—	—	—	3,200	1,092	5,235	175	655
TOTAL	54	8	—	—	—	14,700	1,092	6,663	650	655
Saddlery and harness (III. I)—										
TOTAL BRITISH EMPIRE	—	—	—	—	—	5,439	1,780	4,965	1,735	1,707
Iran	—	—	—	—	—	140	1,32,545	..	64,667	1,35,053
Siam	—	—	—	—	—	30,806	150	150	..	200
Other Foreign Countries	—	—	—	—	—	2,050	2,478	2,040	777	4,450
TOTAL FOREIGN COUNTRIES	—	—	—	—	—	32,996	1,32,773	2,190	65,444	1,40,603
Share of Bengal	—	—	—	—	—	29,581	300	307	300	..
„ Bombay	—	—	—	—	—	3,362	1,36,448	5,598	65,920	1,41,728
„ Sind	—	—	—	—	—	10	300
„ Madras	—	—	—	—	—	350	..	125
„ Burma	—	—	—	—	—	42	205	257
TOTAL	—	—	—	—	—	32,655	1,36,953	7,155	67,980	1,42,310

(c) Quantity not recorded from 1932-33

No. 11—continued

ARTICLES, AND COUNTRIES OF FINAL DESTINATION; ALSO SHARE OF EACH PROVINCE	QUANTITY					VALUE				
	1980-81	1981-82	1982-83	1983-84	1984-85	1980-81	1981-82	1982-83	1983-84	1984-85
						R	R	R	R	R
Leather—continued										
<i>Manufactures (excluding boots and shoes)—continued</i>										
Other sorts (III. I)—										
United Kingdom (including Channel Islands)	—	—	—	—	—	3,055	2,460	2,523	2,074	9,792
Ceylon (excluding Maldives)	—	—	—	—	—	44,111	87,211	44,126	74,951	45,009
Hongkong	—	—	—	—	—	890	8,017	1,700	180	100
Union of South Africa	—	—	—	—	—	370	50	..	5,802	8,045
Kenya Colony	—	—	—	—	—	11,985	8,775	9,080	27,250	31,087
Other British Possessions	—	—	—	—	—	12,012	10,408	6,323	13,750	14,105
TOTAL BRITISH EMPIRE	—	—	—	—	—	72,423	60,921	64,602	1,24,023	1,08,223
Iraq	—	—	—	—	—	7,155	5,188	4,694	6,389	4,450
Siam	—	—	—	—	—	22,190	26,902	178
Portuguese East Africa	—	—	—	—	—	3,950	3,500	7,160	16,380	16,653
United States of America—										
Via Atlantic Coast	—	—	—	—	—	4,165	1,280	17,979
" Pacific "	—	—	—	—	—	3,200
Other Foreign Countries	—	—	—	—	—	7,511	6,945	5,100	5,631	7,170
TOTAL FOREIGN COUNTRIES	—	—	—	—	—	47,171	43,615	33,109	28,350	23,273
Share of Bengal	—	—	—	—	—	39,270	33,325	5,472	6,325	3,047
" Bombay	—	—	—	—	—	74,891	69,556	86,371	1,36,969	1,03,654
" Sind	—	—	—	—	—	1,120	775	710	6	..
" Madras	—	—	—	—	—	4,427	7,005	7,268	13,576	29,200
" Burma	—	—	—	—	—	7	75
TOTAL	—	—	—	—	—	1,19,594	1,10,736	99,711	1,52,376	1,36,501
Total Value of Leather—										
United Kingdom (including Channel Islands)	—	—	—	—	—	5,79,06,823	4,87,46,721	4,41,61,855	5,43,29,784	5,04,24,955
Cyprus	—	—	—	—	—	8,782	847	3,063	2,351	9,981
Palestine	—	—	—	—	—	11,000	9,050	6,880	1,685	2,350
Aden and Dependencies	—	—	—	—	—	46,613	31,895	35,039	42,470	34,409
Ceylon (excluding Maldives)	—	—	—	—	—	93,304	93,971	91,700	1,29,527	1,23,084
Straits Settlements	—	—	—	—	—	4,68,996	3,10,359	3,02,251	2,78,052	2,67,484
Hongkong	—	—	—	—	—	61,446	1,01,267	45,075	6,330	15,350
Union of South Africa	—	—	—	—	—	6,467	2,458	3,005	14,041	36,023
Zanzibar and Pemba	—	—	—	—	—	26,645	16,845	15,323	14,473	12,695
Kenya Colony	—	—	—	—	—	1,29,347	77,808	85,837	1,25,479	1,44,083
Tanganyika Territory	—	—	—	—	—	20,775	16,625	14,350	15,490	21,393
Mauritius and Dependencies	—	—	—	—	—	10,013	4,422	6,189	2,347	4,300
Canada—										
Via Atlantic Coast	—	—	—	—	—	79,622
Commonwealth of Australia	—	—	—	—	—	15,725	17,016	20,155	20,325	9,910
New Zealand	—	—	—	—	—	13,041	25	14,729	900	7,015
Other British Possessions	—	—	—	—	—	4,006	3,285	7,134	8,729	10,731
TOTAL BRITISH EMPIRE	—	—	—	—	—	5,89,13,905	4,94,33,090	4,48,15,016	5,49,92,933	5,11,29,271
Sweden	—	—	—	—	—	..	200	150	..	13,260
Germany	—	—	—	—	—	46,505	20,307	56,244	94,146	85,772
Netherlands	—	—	—	—	—	3,68,883	2,53,400	1,30,297	3,350	8,364
Belgium	—	—	—	—	—	3,400	20,604	7,386	4,745	400
France	—	—	—	—	—	11,270	1,46,752	63,724	2,06,187	1,04,948
Italy (including Rome)	—	—	—	—	—	15,302	5,277	11,756	3,320	32,041
Syria	—	—	—	—	—	42,280	34,443	13,950	4,400	25,700
Native States in Arabia other than Maskat Territory and Trucial Oman	—	—	—	—	—	2,730	1,110	1,337	2,430	6,205
Iraq	—	—	—	—	—	2,26,722	2,44,076	1,94,109	1,69,315	2,23,531
Iran	—	—	—	—	—	24,596	1,45,439	26,915	67,367	1,35,953

GENERAL EXPORTS

INDIAN MERCHANDISE

(580)

No. 11—continued

ARTICLES, AND COUNTRIES OF FINAL DESTINATION; ALSO SHARE OF EACH PROVINCE	QUANTITY					VALUE				
	1930-31	1931-32	1932-33	1933-34	1934-35	1930-31	1931-32	1932-33	1933-34	1934-35
						R	R	R	R	R
Leather—continued										
<i>Total Value of Leather—</i> <i>continued</i>										
Sumatra	—	—	—	—	—	400	3,279	1,075	1,423	6,507
Java	—	—	—	—	—	1,67,707	50,935	28,175	180	1,311
Sum	—	—	—	—	—	67,541	30,205	5,851	200	14
China (exclusive of Hongkong and Macao)	—	—	—	—	—	2,06,060	1,63,455	1,09,889	84,980	24,477
Japan	—	—	—	—	—	29,15,202	25,71,702	20,65,865	21,59,154	25,15,700
Egypt	—	—	—	—	—	8,787	400	820	4,400	70
Portuguese East Africa Italian East Africa (Somali- land and Eritrea)	—	—	—	—	—	16,160	22,435	21,732	35,185	34,34
United States of America— Fid Atlantic Coast	—	—	—	—	—	8,39,178	3,64,146	74,070	4,88,982	4,02,70
“ Pacific ”	—	—	—	—	—	2,200	15,000	9,00
Other Foreign Countries	—	—	—	—	—	6,811	3,641	11,206	7,494	37,06
TOTAL FOREIGN COUNTRIES	—	—	—	—	—	49,97,303	40,86,606	28,26,655	33,05,346	66,59,057
2										
Share of Bengal	—	—	—	—	—	5,30,043	7,69,664	12,39,293	19,79,123	14,13,291
“ Bombay	—	—	—	—	—	53,36,460	41,09,333	37,34,927	35,03,637	26,27,122
“ Sind	—	—	—	—	—	7,49,841	4,37,392	3,18,077	2,98,390	2,90,144
“ Madras	—	—	—	—	—	5,64,26,427	4,79,53,855	4,32,94,255	5,24,76,612	5,94,16,716
“ Burma	—	—	—	—	—	2,68,633	3,58,002	1,55,133	40,550	49,311
TOTAL	—	—	—	—	—	6,39,11,208	5,35,19,696	4,76,41,701	5,82,98,323	5,47,88,323
Liquors—										
<i>Spirits (I. D)—</i>										
Ceylon (excluding Maldives)	136	1,052	..	12,266	17,080	308	980	..	10,385	14,272
Other British Possessions	51	368	135	550	429	141	954	350	1,174	697
TOTAL BRITISH EMPIRE	187	1,420	135	12,816	17,509	449	1,934	350	11,559	14,969
TOTAL FOREIGN COUNTRIES	178	264	178	..	30	323	306	388	..	55
Share of Bengal	51	1,319	100	12,736	14,300	141	1,612	250	11,493	11,411
“ Bombay	173	364	213	..	44	323	396	438	..	35
“ Madras	135	200	..	30	3,195	323	235	..	107	3,194
“ Burma	1	37
TOTAL	365	1,984	313	12,816	17,639	472	2,330	738	11,599	15,024
<i>Other sorts of Liquors (I. D)—</i>										
TOTAL BRITISH EMPIRE	6	..	670	1	..	20	..	715	5	..
TOTAL FOREIGN COUNTRIES	..	3	1	..	40	1
Share of Bengal	556	453
“ Bombay	3	1	..	40
“ Madras	6	..	114	20	..	263
“ Burma	1	6	..
TOTAL	6	3	670	1	1	20	40	715	5	1
TOTAL LIQUORS	371	1,987	983	12,817	17,640	492	2,370	1,453	11,514	15,025
Machinery and Mill- work of all kinds (III. J)—										
United Kingdom (including Channel Islands)	—	—	—	—	—	5,233	16,195	33,359	1,364	3,933
Ceylon (excluding Maldives)	—	—	—	—	—	7,127	5,074	6,864	11,300	12,453
Straits Settlements	—	—	—	—	—	2,700	1,775	2,024	3,672	2,027
Union of South Africa	—	—	—	—	—	950	5,448	1,870
Kenya Colony	—	—	—	—	—	4,240	600	3,885	11,112	4,103
Other British Possessions	—	—	—	—	—	3,040	3,707	2,137	4,355	9,391
TOTAL BRITISH EMPIRE	—	—	—	—	—	23,390	27,351	48,268	40,757	40,812

No. 11—continued

ARTICLES, AND COUNTRIES OF FINAL DESTINATION; ALSO SHARE OF EACH PROVINCE	QUANTITY					VALUE				
	1930-31	1931-32	1932-33	1933-34	1934-35	1930-31	1931-32	1932-33	1933-34	1934-35
Machinery and Millwork of all kinds (III. J)—continued						R	R	R	R	R
Germany	—	—	—	—	—	8,504	959	—	50	600
United States of America— <i>Via Atlantic Coast</i>	—	—	—	—	—	16,155	..	162
<i>" Pacific "</i>	—	—	—	—	—	1,250
Other Foreign Countries	—	—	—	—	—	10,473	4,190	4,224	12,170	12,435
TOTAL FOREIGN COUNTRIES.	—	—	—	—	—	19,037	5,149	20,629	12,220	13,137
<i>Share of Bengal</i>	—	—	—	—	—	27,772	17,758	60,308	40,060	48,595
<i>" Bombay</i>	—	—	—	—	—	7,318	10,326	4,470	13,527	7,679
<i>" Madras</i>	—	—	—	—	—	6,820	4,416	4,119	390	2,828
<i>" Burma</i>	—	—	—	—	—	450	837
TOTAL	—	—	—	—	—	42,357	32,500	68,807	52,077	63,000
Manures— BONES—										
<i>Bones for manurial purposes (II. S)—</i>	Tons	Tons	Tons	Tons	Tons					
United Kingdom (including Channel Islands)	71	10	61	204	..	0,188	1,000	8,750	14,252
Ceylon (excluding Maldives)	842	1,727	1,302	1,512	..	64,871	1,45,362	1,04,260	1,10,514
Other British Possessions	22	35	8	9	2,675	2,745	3,571	557	268
TOTAL BRITISH EMPIRE.	22	935	1,772	1,371	1,785	2,675	73,799	1,49,933	1,13,567	1,31,634
Germany	280	20	400	1,118	..	26,549	2,300	26,291	92,300
Belgium	2,209	930	2,207	4,200	..	2,52,335	95,561	1,70,702	2,35,032
France	1,211	395	105	878	..	1,39,395	32,800	10,514	58,000
Italy (including Fiume)	307	22,150
Japan	50	2,550
Other Foreign Countries	25	1,000
TOTAL FOREIGN COUNTRIES.	..	3,750	1,845	2,802	6,588	..	4,20,829	1,31,221	2,22,507	4,60,822
<i>Share of Bengal</i>	250	14,995	..
<i>" Bombay</i>	1,763	78	977	2,739	..	1,84,070	7,395	64,498	2,02,530
<i>" Madras</i>	2,782	2,809	3,028	5,620	..	3,02,542	2,59,224	2,50,030	3,80,659
<i>" Burma</i>	32	140	230	8	9	2,675	3,016	14,475	557	268
TOTAL	32	4,685	3,117	4,268	8,368	2,675	4,94,628	2,81,154	3,36,074	5,02,457
Bonemeal (II. S) —	Tons	Tons	Tons	Tons	Tons					
United Kingdom (including Channel Islands)	4,085	4,547	5,749	10,455	17,260	2,06,228	2,17,027	3,58,694	5,86,253	8,88,742
Ceylon (excluding Maldives)	12,838	10,051	7,925	7,191	8,737	10,44,641	5,23,031	4,18,305	3,63,840	4,43,042
Straits Settlements	35	134	13	2,500	2,536	836
Hongkong	68	64	45	..	2	5,170	3,185	2,200	..	132
New Zealand	770	160	24,700	9,600
Other British Possessions	50	10	75	5,024	650	4,546
TOTAL BRITISH EMPIRE.	17,821	14,956	13,719	17,656	26,088	14,38,323	7,07,929	7,79,899	9,50,764	13,38,198
Germany	965	608	40	253	..	1,00,398	53,708	5,600	15,920	..
Belgium	1,427	620	15	649	95	1,01,210	42,120	900	42,161	5,750
France	392	290	60,300	34,529
Philippines	28	..	250	2,605	..	17,500
Japan	3,989	3,038	3,924	28	778	3,37,004	4,42,856	2,32,339	1,770	34,984
United States of America— <i>Via Atlantic Coast</i>	7,125	7,681	248	1,000	745	5,18,217	4,30,806	14,565	00,000	37,227
<i>" Pacific "</i>	2,468	..	350	350	..	2,12,028	..	17,500	10,500	..
Hawaii	2,724	864	..	500	400	2,76,137	43,204	..	25,000	20,000
Other Foreign Countries	82	41	..	130	..	5,757	3,590	..	6,000	..
TOTAL FOREIGN COUNTRIES.	20,140	18,137	4,727	2,900	2,018	17,08,800	10,58,258	2,68,704	1,61,351	97,901

GENERAL EXPORTS

(582)

INDIAN MERCHANDISE

No. 11—continued

ARTICLES, AND COUNTRIES OF FINAL DESTINATION; ALSO SHARE OF EACH PROVINCE	QUANTITY					VALUE				
	1930-31	1931-32	1932-33	1933-34	1934-35	1930-31	1931-32	1932-33	1933-34	1934-35
Manures—continued										
Bones—contd.										
Bonemeal (II. S)—contd.										
Share of Bengal	Tons	Tons	Tons	Tons	Tons	R	R	R	R	R
Bombay	23,036	18,432	3,700	12,709	18,948	19,88,070	10,63,221	5,26,965	6,64,311	9,21,620
Sind	364	1,460	779	537	520	42,820	1,14,600	52,021	35,164	24,120
Madras	10,987	11,066	6,495	4,867	6,333	6,72,816	4,70,557	3,37,227	2,44,598	3,30,770
Burma	3,424	1,750	1,464	1,891	1,345	4,20,818	1,56,935	95,201	1,14,009	14,120
TOTAL	37,961	33,093	13,446	20,556	28,106	31,42,128	18,26,187	10,68,108	11,12,105	14,71,120
Total Bones^a—										
United Kingdom (including Channel Islands)	Tons	Tons	Tons	Tons	Tons					
Ceylon (excluding Maldives)	4,035	4,618	5,759	10,516	17,524	2,96,324	2,22,210	3,59,894	5,95,008	8,93,220
Straits Settlements	14,468	10,893	9,652	8,498	10,249	12,06,266	5,93,502	5,69,667	4,68,106	5,60,120
Hongkong	35	124	18	..	18	2,500	9,586	784	..	220
New Zealand	87	86	67	..	11	8,109	5,280	4,957	..	44
Other British Possessions	770	160	54,700	9,600
TOTAL BRITISH EMPIRE	50	18	76	5,024	1,207	4,500
Germany	19,470	15,891	15,491	19,027	27,873	16,02,028	8,41,728	9,29,332	10,64,321	14,01,220
Netherlands	4,640	833	60	653	1,118	5,00,028	79,312	8,400	42,211	92,220
Belgium	75	20	7,509	2,000
France	54,778	2,829	945	2,946	4,355	58,62,436	2,94,455	96,461	2,18,863	2,91,440
Italy (including Fiume)	2,810	1,501	395	195	878	9,39,120	1,78,924	32,860	19,514	58,220
Philippines	65	100	307	3,972	4,000	22,120
Japan	22	..	250	2,605	..	17,500
United States of America—	4,089	3,068	3,924	28	778	3,48,344	4,44,906	2,32,339	1,770	34,220
Via Atlantic Coast	7,125	7,681	248	1,000	770	5,18,217	4,89,606	14,885	60,000	38,220
" Pacific "	2,408	..	250	350	..	2,12,028	..	17,500	10,500	..
Hawaii	3,724	864	..	500	400	2,76,187	43,204	..	25,000	20,000
Other Foreign Countries	7	21	..	20	..	635	1,680	..	2,000	..
TOTAL FOREIGN COUNTRIES	85,755	21,897	6,072	5,792	3,601	86,67,141	14,70,087	4,19,925	3,33,358	5,56,720
Share of Bengal										
Bombay	54,386	18,432	3,700	12,959	18,948	51,02,326	10,63,221	5,26,965	6,64,311	9,21,620
Sind	4,064	2,323	857	1,514	3,259	5,68,080	2,22,210	69,476	99,540	2,30,640
Madras	37,915	11,066	6,495	4,367	6,333	38,01,914	4,70,557	3,37,227	2,44,598	3,30,770
Burma	3,038	4,532	4,873	4,919	6,965	9,14,976	4,89,477	3,55,485	3,70,036	4,76,120
TOTAL	324	525	1,238	1,160	909	22,189	22,590	70,044	64,002	52,120
TOTAL	105,226	37,778	21,568	24,819	36,474	1,02,70,084	28,20,915	18,49,267	14,46,179	20,23,010
Fish manures (II. S)—										
United Kingdom (including Channel Islands)	Tons	Tons	Tons	Tons	Tons					
Ceylon (excluding Maldives)	297	290	16,169	22,710
Straits Settlements	919	2,590	1,103	3,747	2,865	1,22,226	2,57,955	1,11,060	1,97,332	2,41,220
Hongkong	1,252	1,721	1,167	1,118	1,385	1,18,186	1,14,461	58,765	54,025	50,520
Other British Possessions	..	69	27	..	116	..	5,394	2,155	..	8,070
TOTAL BRITISH EMPIRE	..	2	234
Germany	2,171	4,322	2,302	4,162	4,058	2,46,474	3,77,944	1,71,980	2,57,532	3,29,220
Netherlands	2,567	905	552	431	85	3,65,241	1,27,787	46,440	43,892	9,400
Belgium	54	135	196	224	145	9,500	8,048	15,957	19,708	10,430
Italy (including Fiume)	402	202	138	54	145	55,944	32,980	12,420	4,460	16,430
Other Foreign Countries	10	15	13,250
TOTAL FOREIGN COUNTRIES	10	15	50	..	88	300	120
TOTAL	3,023	1,242	386	719	508	4,30,735	1,08,815	74,900	69,355	50,820

^a Figures prior to 1931-32 represent bones crushed, uncrushed and bonemeal. Crushed bones are separately shown as "Bones for manufacturing purposes" from 1932.

No. 11—continued

ARTICLES, AND COUNTRIES OF FINAL DESTINATION; ALSO SHARE OF EACH PROVINCE	QUANTITY					VALUE				
	1930-31	1931-32	1932-33	1933-34	1934-35	1930-31	1931-32	1932-33	1933-34	1934-35
	Tons	Tons	Tons	Tons	Tons	₹	₹	₹	₹	₹
Manures—continued										
Fish manures (II, S)—contd.										
Share of Bengal	90	89	..	241	186	10,169	7,100	..	6,641	4,650
“ Bombay	14	103	24	63	197	2,250	19,602	2,647	3,377	22,163
“ Sind	3,212	2,666	1,813	1,632	1,332	4,69,500	3,02,802	1,88,610	1,18,600	1,36,869
“ Madras	620	988	158	1,642	1,462	86,994	97,927	14,938	1,02,300	1,02,351
“ Burma	1,253	1,788	1,193	1,313	1,437	1,18,235	1,19,428	60,625	64,953	64,524
TOTAL	5,194	5,624	3,188	4,831	5,164	6,77,209	5,46,759	2,46,820	3,25,927	3,30,062
Guano (II, S)—										
Ceylon (excluding Maldives)	275	22	6	2,341	1,219	44,432	2,634	600	1,49,604	97,772
Other British Possessions	5	1,000	..
Share of Madras	275	22	6	2,341	1,219	44,432	2,634	600	1,49,604	97,772
Total Fish manures, and guano (II, S)—										
United Kingdom (including Channel Islands)	207	290	16,169	22,717
Ceylon (excluding Maldives)	1,194	2,612	1,114	5,036	4,084	1,72,727	2,60,584	1,11,600	3,36,892	3,39,694
Straits Settlements	1,252	1,721	1,107	1,118	1,335	1,18,186	3,14,461	58,766	54,025	56,520
Hongkong	69	27	..	116	..	5,294	2,155	..	8,075
Other British Possessions	2	..	5	234	..	1,000	..
TOTAL BRITISH EMPIRE	2,446	4,404	2,308	6,508	5,875	2,90,913	2,80,578	1,72,380	4,08,086	4,27,012
Germany	2,567	905	532	431	85	2,65,241	1,27,787	50,640	48,892	9,400
Netherlands	54	135	121	224	146	9,500	8,048	8,237	19,703	10,480
Belgium	402	202	183	54	146	55,944	82,980	15,040	4,400	10,424
Italy (including Fiume)	117	13,268
Other Foreign Countries	10	15	50	..	82	300	1,200
TOTAL FOREIGN COUNTRIES	3,023	1,242	836	719	508	4,80,735	1,68,815	74,900	63,355	60,822
Share of Bengal	90	89	..	241	186	10,169	7,100	..	6,641	4,650
“ Bombay	14	103	24	63	197	2,250	19,602	2,647	3,377	22,163
“ Sind	3,212	2,666	1,813	1,632	1,332	4,69,500	3,02,802	1,88,610	1,18,600	1,36,869
“ Madras	601	1,010	164	3,988	2,631	1,30,423	1,00,501	15,638	3,62,370	2,00,623
“ Burma	1,352	1,788	1,193	1,313	1,437	1,18,235	1,19,428	60,625	64,953	64,524
TOTAL	5,469	5,646	3,194	7,227	6,838	7,21,648	5,49,393	2,47,480	4,76,441	4,77,834
Horumal (II, S)—										
United Kingdom (including Channel Islands)	346	386	759	548	1,930	36,308	40,904	65,654	47,372	1,28,819
Ceylon (excluding Maldives)	89	50	25	..	25	10,240	3,250	2,000	..	2,000
Other British Possessions	30	8,400
TOTAL BRITISH EMPIRE	435	436	814	548	1,951	46,548	44,214	71,054	47,372	1,30,819
France	100	10	12,000	800
Italy (including Fiume)	110	110	9,000	7,350	..
Japan	1,585	2,635	675	1,81,498	1,97,291	38,250
Other Foreign Countries	50	3,500
TOTAL FOREIGN COUNTRIES	1,585	2,635	695	110	50	1,81,498	2,09,291	48,050	7,350	3,500
Share of Bengal	1,970	2,605	700	186	1,695	2,28,028	1,90,055	50,024	13,421	1,05,609
“ Bombay	81	114	101	248	..	8,000	12,720	7,925	10,520
“ Sind	460	695	362	45	..	54,200	56,300	34,378	4,800
“ Madras	23	4,600
“ Burma	25	1,250
TOTAL	1,970	3,071	1,409	658	2,011	2,28,028	2,53,505	1,19,104	34,722	1,34,319

GENERAL EXPORTS

(584)

INDIAN MERCHANDISE

No. 11—continued

ARTICLES, AND COUNTRIES OF FINAL DESTINATION; ALSO SHARE OF EACH PROVINCE	QUANTITY					VALUE				
	1930-31	1931-32	1932-33	1933-34	1934-35	1930-31	1931-32	1932-33	1933-34	1934-35
	Tons	Tons	Tons	Tons	Tons	R	R	R	R	R
Manures—continued										
<i>Sulphate of Ammonia (II. S)</i>										
Ceylon (excluding Maldives)	4,850	2,977	303	2,121	3,053	5,62,600	3,74,073	34,907	1,78,164	2,04,672
Other British Possessions	44	..
TOTAL BRITISH EMPIRE	4,850	2,977	303	2,121	3,053	5,62,600	3,74,073	34,907	1,78,208	2,04,672
Japan	..	74	5,960
Share of Bengal	4,850	3,051	303	2,121	3,053	5,62,600	3,80,033	34,907	1,78,208	2,04,672
Other Goods (II. S)—										
United Kingdom (including Channel Islands)	549	1,507	3,306	3,830	1,640	36,860	80,228	1,56,026	1,67,922	75,879
Ceylon (excluding Maldives)	2,213	1,867	959	1,337	1,371	3,38,625	2,37,962	93,798	1,55,956	1,61,509
Straits Settlements	2	1	10	..	51	228	75	135	..	8,192
Federated Malay States	100	55	70	95	160	15,225	7,060	8,000	15,200	23,310
Hongkong	258	49,000
Kenya Colony	30	10	6,000	2,000
Other British Possessions	10	1	150	2,000	80
TOTAL BRITISH EMPIRE	3,152	3,440	4,345	5,272	3,223	4,45,094	3,27,925	2,62,959	3,41,078	3,68,970
Germany	216	..	16	153	..	26,195	5	655	3,273	..
Belgium	..	100	319	..	100	90	2,100	11,523	..	5,000
France	..	25	71	415	48	..	1,025	6,005	22,793	2,300
Java	45	5,010	..
United States of America—										
Via Atlantic Coast	..	54	..	109	75	..	3,705	..	5,652	3,000
" Pacific "	..	1	..	10	187	..	672	..
Other Foreign Countries	1	..	80	82	83	200	..	6,954	4,340	3,953
TOTAL FOREIGN COUNTRIES	217	180	486	814	306	26,485	7,032	25,147	46,740	14,313
Share of Bengal	2,427	1,346	1,418	2,901	2,133	3,59,997	1,59,297	91,308	2,03,264	1,86,303
" Bombay	342	2,080	3,125	3,039	1,347	1,19,941	1,68,818	1,66,702	1,66,124	87,189
" Madras	43	75	3,300	6,000	..
" Madras	100	194	245	71	149	10,641	16,832	23,799	6,320	2,798
" Burma
TOTAL	3,369	3,620	4,831	6,086	3,629	4,72,579	3,84,947	2,88,106	3,87,818	2,88,283
Total Manures*										
United Kingdom (including Channel Islands)	4,960	6,511	9,824	15,191	21,390	3,69,495	3,44,408	5,81,574	8,26,471	11,26,000
Ceylon (excluding Maldives)	22,809	18,899	12,058	17,039	18,782	22,90,458	14,69,876	8,11,122	11,89,118	13,28,381
Straits Settlements	1,289	1,856	1,190	1,118	1,449	1,20,974	1,24,072	59,684	54,025	65,554
Federated Malay States	180	55	70	105	280	18,250	7,660	8,000	15,850	27,510
Hongkong	845	155	94	8	127	57,109	11,174	7,142	557	8,475
Kenya Colony	30	12	..	5	..	6,000	2,284	..	1,000	..
New Zealand	770	160	84,700	9,600
Other British Possessions	20	..	30	10	7	2,089	..	3,400	2,044	425
TOTAL BRITISH EMPIRE	30,858	27,148	23,261	33,476	41,985	29,49,075	19,58,518	14,70,922	20,89,065	25,80,305

* Figures prior to 1931-32 include crushed bones which are now shown separately as "Bones for manufacturing purposes".

No. 11—continued

ARTICLES, AND COUNTRIES OF FINAL DESTINATION; ALSO SHARE OF EACH PROVINCE	QUANTITY					VALUE				
	1980-81	1981-82	1982-83	1983-84	1984-85	1980-81	1981-82	1982-83	1983-84	1984-85
	Tons	Tons	Tons	Tons	Tons	R	R	R	R	R
Manures—concluded										
Total Manures*—continued										
Germany	7,420	1,788	658	1,237	1,198	8,91,524	2,07,104	50,705	94,376	1,01,790
Netherlands	129	155	121	274	145	17,009	10,048	8,237	22,164	10,480
Belgium	55,180	8,131	1,447	3,000	4,601	59,10,470	8,29,586	1,23,924	2,23,928	8,12,027
France	8,810	1,623	476	620	941	9,39,120	1,86,940	39,665	42,607	62,550
Italy (including Fiume)	65	..	150	235	440	8,972	..	18,000	12,850	36,908
Java	1	65	..	90	7,010	..
Philippines	28	..	250	2,608	..	17,500
Japan	5,625	10,697	4,899	28	780	5,25,087	6,48,157	2,70,589	1,770	36,104
United States of America—										
<i>Vid' Atlantic Coast</i>	7,125	7,735	275	1,109	895	5,18,217	4,43,311	10,988	65,662	46,827
<i>" Pacific "</i>	2,408	..	261	360	..	2,12,028	..	18,270	11,172	..
Hawaii	8,724	864	..	500	400	2,76,187	43,204	..	25,000	20,000
Other Foreign Countries	6	22	2	7	56	595	1,867	149	870	2,333
TOTAL FOREIGN COUNTRIES	90,530	26,018	8,030	7,435	9,465	98,05,854	18,70,175	5,68,022	5,06,808	6,27,410
Share of Bengal	64,223	25,423	17,121	13,417	26,015	63,14,129	17,99,708	7,03,294	10,75,940	14,94,774
<i>" Bombay</i>	4,920	5,437	4,120	4,707	4,651	6,82,351	4,84,990	3,40,005	2,77,067	3,59,516
<i>" Sind</i>	41,127	14,182	3,946	6,335	3,310	40,61,474	8,27,559	5,64,497	4,33,671	5,21,384
<i>" Madras</i>	2,037	5,736	4,682	3,973	9,318	10,58,950	6,78,370	3,99,519	6,29,735	6,91,126
<i>" Burma</i>	1,576	2,332	2,431	2,473	2,456	1,40,425	1,49,268	1,30,729	1,28,955	1,17,024
TOTAL	120,888	58,166	31,900	40,911	51,450	1,32,54,929	38,38,698	20,38,944	25,45,868	31,83,724
Mats and Matting, except										
coir and rubber (III. U)—										
	Sq. yards	Sq. yards	Sq. yards	Sq. yards	Sq. yards					
United Kingdom (including										
<i>Channel Islands)</i>	16,504	69,948	15,638	1,255	69,364	9,048	11,855	5,528	423	17,742
Ceylon (excluding Maldives)	302,716	177,897	280,656	196,711	242,382	49,074	19,947	9,940	9,982	18,224
Other British Possessions	55,331	32,173	33,753	35,098	40,462	13,696	7,078	7,009	4,715	6,262
TOTAL BRITISH EMPIRE	434,551	274,018	289,047	233,064	352,208	71,818	38,875	22,477	15,100	37,228
United States of America—										
 <i>Vid' Atlantic Coast</i>	15,965	280	8,336	70
<i>" Pacific "</i>	50	24	..
Other Foreign Countries	4,179	208	200	500	1,512	2,168	110	115	160	369
TOTAL FOREIGN COUNTRIES	20,144	208	200	550	1,792	11,019	116	115	184	489
Share of Bengal	94,223	66,116	30,221	23,183	93,713	51,144	19,517	8,433	6,892	11,441
<i>" Bombay</i>	200	..	530	3,100	..	120	..	125	980	..
<i>" Sind</i>	6,050	350	1,300	232	..	610	40	267	49
<i>" Madras</i>	358,390	2,02,030	258,966	202,121	2,60,050	20,341	13,364	13,930	7,355	26,177
<i>" Burma</i>	3,333	..	5,280	10	..	1,633	..	75	10	..
TOTAL	454,995	274,226	289,247	233,614	354,000	82,337	38,991	22,592	15,284	37,607
Metals and Ores—										
Brass, Bronze and similar										
alloys and manufactures										
thereof—										
Unwrought (III. L)—	Owts.	Owts.	Owts.	Owts.	Owts.					
TOTAL BRITISH EMPIRE	11	120	30	5,112

* Figures prior to 1931-32 include crushed bones which are now shown separately as "Bones for manufacturing purposes".

GENERAL EXPORTS.

(586)

INDIAN MERCHANDISE

No. 11—continued

ARTICLES, AND COUNTRIES OF FINAL DESTINATION; ALSO SHARE OF EACH PROVINCE	QUANTITY					VALUE				
	1930-31	1931-32	1932-33	1933-34	1934-35	1930-31	1931-32	1932-33	1933-34	1934-35
Metals and Ores—continued						R	R	R	R	R
Brass, Bronze, and similar alloys, etc.—continued	Cwts.	Cwts.	Cwts.	Cwts.	Cwts.					
Unwrought (III. L)—continued										
Germany	2,660	55,600
Belgium	820	21,000
Italy (including Fiume)	7	150
TOTAL FOREIGN COUNTRIES	3,487	76,750
Share of Bengal	3,498	76,780
„ Madras	120	6,111
TOTAL	3,498	120	76,780	6,111
Wrought (III. L)—	Cwts.	Cwts.	Cwts.	Cwts.	Cwts.					
United Kingdom (including Channel Islands)	454	216	121	222	278	90,086	51,894	80,806	33,184	39,218
Gibraltar	55	102	71	48	28	7,622	18,850	11,150	7,885	8,911
Malta and Gozo	41	17	17	15	10	5,150	1,683	2,009	2,217	1,160
Ceylon (excluding Maldives)	4,012	3,415	3,540	4,148	7,017	2,95,107	2,03,688	2,01,494	1,94,366	3,25,371
Straits Settlements	237	127	87	168	423	26,780	12,680	7,553	11,642	26,494
Federated Malay States	182	174	175	206	567	16,823	13,640	14,206	16,227	23,063
Union of South Africa	100	128	30	80	124	11,864	11,266	2,955	6,390	11,791
Zanzibar and Pemba	56	50	40	37	49	7,809	5,778	5,050	4,495	4,784
Kenya Colony	94	109	94	80	85	11,979	10,849	7,106	8,555	8,000
Tanganyika Territory	73	59	15	26	33	11,229	7,320	2,050	2,908	4,000
Mauritius and Dependencies	76	46	37	171	213	3,830	5,760	5,565	11,245	13,491
Canada—										
Via Atlantic Coast	305	100	25	4	10	46,820	16,344	3,094	443	2,274
„ Pacific	85	76	7	9	10	5,842	12,597	1,130	1,888	1,487
British West India Islands (excluding Bahamas)	98	158	113	87	67	11,565	24,580	11,184	9,948	6,640
British Guiana	28	37	123	13	58	4,000	3,165	5,425	1,405	3,114
Commonwealth of Australia	85	6	14	7	15	12,844	1,358	2,783	1,386	2,100
New Zealand	175	32	17	18	27	24,279	4,445	2,585	1,821	2,463
Fiji Islands	19	50	43	61	50	2,107	6,176	3,419	4,234	5,790
Other British Possessions	43	41	30	65	119	5,150	4,380	2,935	7,810	10,379
TOTAL BRITISH EMPIRE	6,183	4,942	4,609	5,460	9,198	6,05,836	4,10,088	3,22,420	3,26,879	5,00,283
Sweden	23	3	3	3	..	3,624	950	340	620	..
Germany	27	9	4	8	90	6,697	1,800	1,800	2,500	4,391
France	12	123	24	11	9	78,302	9,841	5,029	1,631	1,400
Italy (including Fiume)	38	16	73	15	20	4,456	2,642	6,084	2,600	3,063
Syria	30	28	59	30	27	3,925	3,900	3,330	9,505	4,260
Native States in Arabia other than Maskat Territory and Trucial Oman	515	126	397	50	34	94,786	19,230	56,210	4,920	4,053
Iraq	7	35	32	116	142	1,000	2,270	2,445	6,435	3,740
Egypt	25	14	32	23	20	3,365	1,700	5,511	3,513	3,165
Portuguese East Africa	103	103	88	100	124	14,644	13,621	10,433	12,262	13,287
United States of America—										
Via Atlantic Coast	273	89	70	93	61	50,022	16,685	13,193	19,601	7,764
„ Pacific	80	24	23	3	3	11,023	4,311	4,198	342	1,260
Panama (including Panama Canal Zone)	3	9	30	11	6	430	5,450	4,050	2,220	393
Dutch Guiana	15	6	30	14	60	2,478	680	3,169	1,340	5,253
Other Foreign Countries	135	145	182	124	168	30,093	19,021	20,961	13,717	22,242
TOTAL FOREIGN COUNTRIES	1,358	765	1,040	651	780	2,29,744	1,02,741	1,41,748	80,806	79,746
Share of Bengal	350	617	408	459	686	1,12,310	73,038	35,516	34,632	45,455
„ Bombay	2,406	1,379	1,444	1,192	1,300	4,01,511	2,06,912	2,10,830	1,55,937	1,55,366
„ Madras	4,289	3,704	3,733	4,424	7,897	3,17,976	2,26,617	2,17,473	2,14,386	3,74,524
„ Burma	10	7	3	35	125	3,233	1,268	418	3,130	3,587
TOTAL	7,546	5,707	5,655	6,111	9,978	8,35,080	5,12,829	4,64,237	4,07,187	5,80,029

No. 11—continued

ARTICLES, AND COUNTRIES OF FINAL DESTINATION; ALSO SHARE OF EACH PROVINCE	QUANTITY					VALUE				
	1980-81	1981-82	1982-83	1983-84	1984-85	1980-81	1981-82	1982-83	1983-84	1984-85
Metals and Ores—continued										
Chromite (Chrome Iron Ore) (II. F)—										
United Kingdom (including Channel Islands)	Tons	Tons	Tons	Tons	Tons	Rs	Rs	Rs	Rs	Rs
	2,464	3,799	6,386	7,300	9,000	88,025	1,20,472	2,18,905	2,35,000	3,16,500
Norway	4,200	..	3,048	7,501	8,700	1,27,770	..	91,290	2,24,899	2,61,000
Germany	3,600	3,600	3,108	1,248	910	1,05,000	1,16,000	1,02,204	38,865	27,588
Netherlands	..	150	1,606	460	370	..	6,000	61,770	18,976	9,685
Belgium	287	200	761	1,934	1,742	9,850	6,600	29,849	61,781	50,458
France	1,400	895	1,418	1,087	1,946	48,000	14,860	62,539	30,882	57,470
Italy (including Flume)	1,560	100	460	380	305	46,800	3,000	18,400	10,860	9,167
United States of America— Via Atlantic Coast	6,750	..	1,138	500	..	2,85,255	..	38,400	16,000	..
“ Pacific “	450	400	18,000	10,000
TOTAL FOREIGN COUNTRIES	18,137	4,445	11,544	18,095	14,378	5,86,675	1,46,860	3,94,452	3,97,208	4,31,809
Share of Bengal	871	1,699	6,219	6,034	4,954	33,470	63,970	2,00,393	1,54,604	1,43,139
“ Sind	11,030	4,045	5,823	11,661	10,765	3,30,675	1,21,360	1,74,699	3,49,699	3,22,976
“ Madras	8,750	2,600	6,338	3,700	8,554	5,10,255	87,592	2,38,375	1,28,000	2,80,650
TOTAL	20,641	8,244	17,680	20,895	24,278	6,74,800	2,72,822	6,15,367	6,32,208	7,46,809
Copper—										
Ore (II. F)—										
United Kingdom (including Channel Islands)	Tons	Tons	Tons	Tons	Tons					
	26	..
Share of Bombay	26	..
Wrought—Sheets and other manufactures (III. L)—										
United Kingdom (including Channel Islands)	Cwts.	Cwts.	Cwts.	Cwts.	Cwts.					
	12	1	141	4	..	1,526	340	7,282	400	..
Ceylon (excluding Maldives)	564	485	555	549	657	51,349	38,247	37,744	34,116	38,446
Strait Settlements	878	218	178	356	678	30,872	17,120	12,288	17,795	32,141
Kenya Colony	46	28	21	11	19	5,875	2,765	1,600	926	1,336
Other British Possessions	138	140	108	88	132	12,080	11,852	7,144	5,595	9,471
TOTAL BRITISH EMPIRE	1,188	872	1,008	1,008	1,480	1,01,752	70,384	65,983	68,692	81,393
Native States in Arabia other than Maskat Territory and Trucial Oman	76	34	65	118	39	5,820	2,655	4,388	3,337	6,125
Iraq	38	87	5	3	..	3,780	12,525	240	300	..
Other Foreign Countries	50	28	19	78	43	4,220	2,026	1,447	4,337	2,924
TOTAL FOREIGN COUNTRIES	164	149	89	109	132	13,776	17,206	6,975	18,004	9,049
Share of Bengal	773	692	564	826	1,168	65,361	44,362	38,907	46,336	69,337
“ Bombay	474	380	466	343	437	46,694	39,339	30,242	23,078	29,377
“ Madras	60	49	62	34	33	4,661	3,369	2,999	1,927	1,778
“ Burma	12	60
TOTAL	1,297	1,031	1,092	1,202	1,618	1,16,628	87,680	72,058	71,896	90,442
Others (III. L)—										
United Kingdom (including Channel Islands)	Cwts.	Cwts.	Cwts.	Cwts.	Cwts.					
	764	6,866	4,025	121	..	8,800	42,565	23,708	4,054	..
Other British Possessions	40	..	11	2,577	..	727
TOTAL BRITISH EMPIRE	764	6,866	4,071	121	11	8,800	42,565	29,285	4,054	727
Germany	344,122	241,982	224,102	252,179	200,693	60,99,268	26,78,898	24,75,888	27,32,098	19,68,300
Belgium	838	1,479	5,508	17,381
Other Foreign Countries	40
TOTAL FOREIGN COUNTRIES	344,122	241,982	224,102	253,017	202,172	60,99,268	26,78,898	24,75,888	27,37,604	19,85,721
Share of Bengal	764	6,866	3,998	70	..	8,800	42,565	27,973	3,378	40
“ Bombay	70	389	1,479	1,000	6,189	17,381
“ Madras	3	..	11	312	..	727
“ Burma	344,122	241,982	224,102	252,179	200,693	60,99,268	26,78,898	24,75,888	27,32,098	19,68,300
TOTAL	344,986	248,848	228,173	253,189	202,183	61,08,068	27,10,463	25,06,169	27,41,658	19,86,448
Total Copper (excluding Ore)	346,188	249,888	229,265	254,340	203,801	62,23,596	28,03,993	25,77,226	28,18,554	20,76,890

GENERAL EXPORTS

(588)

INDIAN MERCHANDISE

No. 11—continued

ARTICLES, AND COUNTRIES OF FINAL DESTINATION; ALSO SHARE OF EACH PROVINCE	QUANTITY					VALUE				
	1930-31	1931-32	1932-33	1933-34	1934-35	1930-31	1931-32	1932-33	1933-34	1934-35
Metals and Ores—continued	Tons	Tons	Tons	Tons	Tons	Rs	Rs	Rs	Rs	Rs
Ferro Manganese (III. L)
Iron—Ore (II. F)—	Tons	Tons	Tons	Tons	Tons					
Japan	802	437	752	818	1,305	12,520	3,431	7,068	5,477	11,804
Share of Bengal	802	437	752	818	1,305	12,520	3,431	7,068	5,477	11,804
Pig (III. K)—	Tons	Tons	Tons	Tons	Tons					
United Kingdom (including Channel Islands)	98,950	69,088	75,802	93,123	93,481	38,48,148	24,10,609	26,05,599	21,55,372	21,83,226
Ceylon (excluding Maldives)	114	107	74	219	278	4,423	3,747	2,590	9,296	11,155
Straits Settlements	925	294	236	375	1,064	35,527	10,276	8,299	10,788	28,067
Federated Malay States	172	111	..	185	103	6,218	3,371	..	5,802	4,130
Hongkong	2,134	2,268	3,603	2,508	2,001	80,122	70,384	1,26,012	67,362	56,468
Canada—Via Pacific Coast	..	150	5,250
Union of South Africa	500	152	101	302	51	22,020	5,350	3,110	7,333	1,235
Other British Possessions	20	209	200	5,547
TOTAL BRITISH EMPIRE.	102,795	72,170	79,816	96,732	102,337	39,06,458	25,18,437	27,45,609	22,50,053	22,89,438
Sweden	4,881	1,383	3,735	653	6,015	1,89,028	48,560	1,25,613	15,062	1,44,320
Norway	363	90	163	140	196	13,379	3,153	4,858	3,300	4,348
Germany	11,032	13,023	329	7,405	3,112	4,27,716	4,54,842	2,81,897	1,81,338	75,692
Netherlands	664	2,306	1,776	692	703	22,305	98,150	56,560	16,965	16,864
Belgium	13,626	3,302	1,786	477	1,963	4,37,544	1,15,535	57,513	11,430	47,084
France	1,099	24,139
Italy (including Fiume)	8,194	3,019	864	1,057	5,358	3,32,561	1,04,518	30,237	25,417	1,27,967
Java	29	62	290	321	701	1,041	2,171	10,231	7,372	18,340
Hainan	508	5	17,614	100
French Indo-China	..	1,010	35,340
China (exclusive of Hongkong and Macao)	17,527	12,742	13,499	10,258	17,068	6,88,727	4,51,245	4,59,089	4,37,348	3,77,325
Japan	160,584	183,106	71,371	183,832	245,552	64,11,426	65,75,921	24,21,364	40,26,190	54,20,321
Egypt	831	621	507	1,645	1,596	32,329	21,760	17,600	42,311	40,493
United States of America—Via Atlantic Coast	99,409	44,520	31,481	57,097	23,303	37,30,426	15,60,108	10,48,210	12,87,161	5,53,274
“ Pacific “	8,702	6,450	1,076	4,177	6,023	3,54,246	2,25,627	37,675	96,097	1,38,573
Argentine Republic (including the Atlantic Coast of Patagonia)	7,125	910	3,658	2,370	1,564	2,00,554	31,374	1,22,384	64,227	37,545
Chile (including the Pacific Coast of Patagonia)	1,154	346	318	604	20	44,968	12,116	10,946	13,839	473
Hawaii	202	253	103	503	377	9,098	3,370	3,610	12,571	9,435
Other Foreign Countries	355	46	112	161	372	15,566	1,598	5,664	4,122	10,002
TOTAL “FOR ORDERS” CARGOES(a)	—	—	—	—	302	—	—	—	—	6,936
TOTAL FOREIGN COUNTRIES	336,340	273,688	138,568	280,732	314,722	1,30,43,772	97,51,337	46,86,165	62,46,460	70,23,106
Share of Bengal	439,120	350,858	313,374	377,511	417,046	1,70,39,105	1,29,69,374	74,30,374	86,02,308	92,06,434
“ Bombay	15	..	10	3	13	1,135	..	1,500	310	1,110
“ Madras	10
TOTAL	439,135	350,858	313,384	377,514	417,059	1,70,40,230	1,22,69,374	74,31,774	85,02,518	92,07,544
Manufactures—	Tons	Tons	Tons	Tons	Tons					
Angle, bolt and rod (III. K)—										
TOTAL BRITISH EMPIRE.	1	..	1	..	3	483	352	664	..	1,066
TOTAL FOREIGN COUNTRIES	2	..	2	10	1	520	127	412	1,063	440
Share of Bengal	3	..	21	1,338
“ Bombay	3	..	3	3	2	363	421	1,076	363	710
“ Madras	3	..	45	1,000	..
“ Burma	37
TOTAL	3	..	3	10	4	1,003	479	1,076	1,063	2,106

(a) Specified separately from 1934-35 and subject to subsequent adjustment.

No. 11—continued

ARTICLES, AND COUNTRIES OF FINAL DESTINATION; ALSO SHARE OF EACH PROVINCE	QUANTITY					VALUE				
	1980-81	1981-82	1982-83	1983-84	1984-85	1980-81	1981-82	1982-83	1983-84	1984-85
Metals and Ores—continued						R	R	R	R	R
Iron—continued										
Manufactures—contd.										
Bars and channel (III. K)—	Tons	Tons	Tons	Tons	Tons					
United Kingdom (including Channel Islands)	..	9,817	16,387	5	4,90,742	9,49,780	666	..
Other British Possessions	6	5	21	7	17	1,485	1,800	3,698	1,914	2,411
TOTAL BRITISH EMPIRE	6	9,822	16,358	12	17	1,485	4,92,042	9,52,420	2,679	2,411
Japan	..	98	6,746	1,760	8,52,882
Other Foreign Countries	19	4	17	28	6	4,952	1,347	3,728	4,890	2,515
TOTAL FOREIGN COUNTRIES	19	97	6,763	28	6	4,952	3,107	3,56,608	4,890	2,515
Share of Bengal	..	9,419	23,085	..	1	..	4,92,502	13,02,559
“ Bombay	25	9	36	35	22	6,437	2,647	6,475	6,969	4,646
“ Madras	300
TOTAL	25	9,419	23,121	35	23	6,437	4,95,149	13,09,034	6,969	4,926
Total Iron (excluding ore) (a)—				Tons	Tons					
United Kingdom (including Channel Islands)	—	—	—	93,128	93,481	—	—	—	21,56,037	21,38,226
Ceylon (excluding Maldives)	—	—	—	221	281	—	—	—	10,056	12,886
Straits Settlements	—	—	—	875	1,064	—	—	—	10,788	28,657
Federated Malay States	—	—	—	185	164	—	—	—	5,802	4,210
Hongkong	—	—	—	2,598	2,091	—	—	—	67,302	55,488
Union of South Africa	—	—	—	302	51	—	—	—	7,288	1,235
Other British Possessions	—	—	—	25	225	—	—	—	1,854	8,313
TOTAL BRITISH EMPIRE	—	—	—	96,744	102,357	—	—	—	22,58,037	22,48,515
Sweden	—	—	—	658	6,015	—	—	—	15,662	1,44,320
Germany	—	—	—	7,495	3,112	—	—	—	1,81,336	75,692
Netherlands	—	—	—	692	703	—	—	—	16,065	16,304
Belgium	—	—	—	477	1,063	—	—	—	11,480	47,084
Italy (including Rome)	—	—	—	1,057	5,358	—	—	—	25,417	1,27,907
Iraq	—	—	—	82	19	—	—	—	5,410	2,810
Java	—	—	—	321	701	—	—	—	7,372	16,840
China (exclusive of Hongkong and Macao)	—	—	—	19,258	17,068	—	—	—	4,37,848	3,78,125
Japan	—	—	—	1,83,832	245,552	—	—	—	40,26,190	54,20,321
Egypt	—	—	—	1,645	1,596	—	—	—	42,311	40,498
United States of America—										
Via Atlantic Coast	—	—	—	57,097	23,808	—	—	—	12,67,161	5,53,274
“ Pacific “	—	—	—	4,177	6,025	—	—	—	96,097	1,38,573
Argentina Republic (including the Atlantic Coast of Patagonia)	—	—	—	2,670	1,564	—	—	—	64,227	37,548
Chile (including the Pacific Coast of Patagonia)	—	—	—	604	20	—	—	—	13,389	478
Hawaii	—	—	—	503	377	—	—	—	12,571	9,435
Other Foreign Countries	—	—	—	302	551	—	—	—	3,424	14,304
Total “For orders” Cargoes(b)	—	—	—	—	302	—	—	—	—	6,985
TOTAL FOREIGN COUNTRIES	—	—	—	2,60,815	314,729	—	—	—	62,52,312	70,81,061
Share of Bengal	—	—	—	377,511	417,049	—	—	—	33,02,308	32,67,900
“ Bombay	—	—	—	40	37	—	—	—	7,541	6,366
“ Madras	—	—	—	3	..	—	—	—	1,600	310
TOTAL	—	—	—	377,559	417,086	—	—	—	35,11,449	32,74,576

(a) Shown separately from 1983-84.

(b) Specified separately from 1984-85 and subject to subsequent adjustment.

GENERAL EXPORTS

(590)

INDIAN MERCHANDISE

No. 11—continued

ARTICLES, AND COUNTRIES OF FINAL DESTINATION; ALSO SHARE OF EACH PROVINCE	QUANTITY					VALUE				
	1930-31	1931-32	1932-33	1933-34	1934-35	1930-31	1931-32	1932-33	1933-34	1934-35
Metals and Ores—continued						Rs	Rs	Rs	Rs	Rs
Steel (a)—				Tons	Tons					
Bars (III. K)—										
United Kingdom (including Channel Islands)	—	—	—	41,099	..	—	—	—	17,85,888	..
Other British Possessions	—	—	—	..	1	—	—	—	85	300
TOTAL BRITISH EMPIRE	—	—	—	41,099	1	—	—	—	17,85,873	300
Japan	—	—	—	5,261	..	—	—	—	8,00,319	..
Other Foreign Countries	—	—	—	5	2	—	—	—	1,500	400
TOTAL FOREIGN COUNTRIES	—	—	—	5,266	2	—	—	—	8,01,819	400
Share of Bengal	—	—	—	46,360	1	—	—	—	20,38,167	300
" Bombay	—	—	—	5	2	—	—	—	1,535	400
TOTAL	—	—	—	46,865	3	—	—	—	20,37,692	700
Iron or Steel—										
Anchors and cables (III. K)—	Tons	Tons	Tons	Tons	Tons					
TOTAL BRITISH EMPIRE	14	16	12	5	11	5,520	5,565	4,055	2,420	3,443
Japan	..	98	444	3,920	11,422
Other Foreign Countries	11	10	12	9	8	3,475	3,164	3,543	2,342	2,274
TOTAL FOREIGN COUNTRIES	11	108	456	9	8	3,475	7,084	14,965	2,342	2,274
Share of Bengal	5	103	445	3	..	2,390	5,385	11,922	300	..
" Bombay	17	19	23	7	13	5,796	6,487	6,753	4,114	5,431
" Sind	3	5	1	309	277	390	348	234
TOTAL	25	124	468	14	19	8,995	12,649	19,080	4,762	5,717
Hoops and strips (III. K)—	Tons	Tons	Tons	Tons	Tons					
TOTAL BRITISH EMPIRE	2	26	1	190	1,680	..	30	260
TOTAL FOREIGN COUNTRIES	1	1	27	1	..	195	400	2,700	250	60
Share of Bengal	3	26	..	1	..	355	1,708	..	379	..
" Bombay	27	..	1	..	340	2,700	..	340
" Burma	..	1	30	140
TOTAL	3	27	27	1	1	385	2,080	2,700	379	340
Nails, screws, rivets, and washers (III. K)—	Tons	Tons	Tons	Tons	Tons					
Aden and Dependencies	2	4	14	18	15	325	1,730	6,696	9,188	7,950
Other British Possessions	24	25	22	12	20	3,561	7,876	3,308	3,567	7,602
TOTAL BRITISH EMPIRE	26	29	36	30	44	3,886	9,606	15,004	12,765	15,552

(a) Separately recorded from 1933-34.

No. 11—continued

ARTICLES, AND COUNTRIES OF FINAL DESTINATION; ALSO SHARE OF EACH PROVINCE	QUANTITY					VALUE				
	1930-31	1931-32	1932-33	1933-34	1934-35	1930-31	1931-32	1932-33	1933-34	1934-35
Metals and Ores—continued										
Iron or Steel—continued	Tons	Tons	Tons	Tons	Tons	R	R	R	R	R
Nails, screws, rivets and washers (III. K)—continued										
Masbat Territory and Trucial Oman	28	35	22	23	17	8,868	9,608	6,950	7,011	7,105
Other Foreign Countries	24	9	16	13	16	8,760	2,586	4,309	4,108	4,572
TOTAL FOREIGN COUNTRIES	52	44	38	36	33	17,628	12,194	11,249	11,114	11,677
<i>Share of Bengal</i>	1	360
" <i>Bombay</i>	72	70	72	68	77	25,325	20,853	25,591	23,658	27,137
" <i>Sind</i>	8	3	2	323	335	752	129	62
" <i>Madras</i>	32	..
" <i>Burma</i>	28
TOTAL	78	78	74	66	77	27,009	21,794	28,343	23,810	27,220
Old, for re-manufacture (II. F)—	Tons	Tons	Tons	Tons	Tons					
United Kingdom (including Channel Islands)	466	6,980
Other British Possessions	3	..	92	2	..	350	..	1,130	60	..
TOTAL BRITISH EMPIRE	3	..	92	2	466	350	..	1,130	60	6,980
Italy (including Fiume)	2,784	1,889	768	354	3,692	99,432	40,018	19,253	1,770	75,815
Japan	50,374	85,610	88,020	91,152	53,281	15,41,234	17,87,045	20,44,427	22,61,719	18,60,008
Egypt	242	5,455
Other Foreign Countries	91	265	46	..	10	1,218	3,024	218	..	304
TOTAL FOREIGN COUNTRIES	53,199	87,570	88,864	91,506	57,226	16,41,234	13,30,687	20,68,898	22,63,489	14,47,582
<i>Share of Bengal</i>	53,129	85,784	81,873	82,323	46,805	16,40,234	13,18,085	19,37,385	17,59,710	12,09,133
" <i>Bombay</i>	68	181	775	1,350	4,080	15,463
" <i>Madras</i>	6,164	13,388	3,501	1,10,066	4,23,008	1,89,640
" <i>Burma</i>	20	1,786	919	4,126	1,611	300	13,502	11,077	76,763	40,376
TOTAL	53,202	87,570	88,956	91,506	57,692	16,42,284	13,30,687	20,65,023	22,63,549	14,54,502
Pipes and fittings, cast (III. K)—	Tons	Tons	Tons	Tons	Tons					
Straits Settlements	2,082	798	918	840	1,091	2,18,536	84,228	23,482	41,625	1,38,967
Other British Possessions	11	9	29	5	12	3,015	1,287	5,025	824	2,518
TOTAL BRITISH EMPIRE	2,043	807	947	845	1,103	2,16,501	85,515	28,507	42,449	1,41,480
TOTAL FOREIGN COUNTRIES	5	18	7	1,245	175	..	2,650	2,560
<i>Share of Bengal</i>	2,037	806	943	833	1,101	2,14,543	85,280	22,642	44,939	1,40,206
" <i>Bombay</i>	10	1	5	..	9	3,128	410	790	170	3,744
" <i>Madras</i>	1	175
" <i>Burma</i>	55
TOTAL	2,048	807	947	833	1,110	2,17,846	85,690	23,507	45,099	1,44,040

GENERAL EXPORTS

(592)

INDIAN MERCHANDISE

No. 1—continued

ARTICLES, AND COUNTRIES OF FINAL DESTINATION; ALSO SHARE OF EACH PROVINCE.	QUANTITY					VALUE				
	1930-31	1931-32	1932-33	1933-34	1934-35	1930-31	1931-32	1932-33	1933-34	1934-35
	Tons	Tons	Tons	Tons	Tons	R	R	R	R	R
Metals and Ores—contd.										
Iron or Steel—continued										
Sheets and plates (including galvanised and tinned plates) (III. K)—										
TOTAL BRITISH EMPIRE	1	1	15	..	10	721	305	3,193	310	3,701
TOTAL FOREIGN COUNTRIES	2	..	10	14	2	840	..	2,000	2,185	410
Share of Bengal	10	..	16	..	65	3,036	..	398
" Bombay	3	1	16	14	5	1,551	340	3,157	2,329	1,118
" Madras	75	..
TOTAL	3	1	25	14	21	1,551	305	5,193	2,404	4,119
Tubes, Pipes and Fittings, wrought (III. K)—										
Straits Settlements	287	137	47	48,632	17,008	7,188
Other British Possessions	16	34	2	3,104	5,050	417	75	400
TOTAL BRITISH EMPIRE	303	171	49	51,736	22,058	7,605	75	400
TOTAL FOREIGN COUNTRIES	57	10
Share of Bengal	303	171	49	51,736	22,058	7,605	..	160
" Bombay	57	75	240
" Madras	100
TOTAL	303	171	49	51,843	22,068	7,605	75	400
Other manufactures of Iron or Steel (III. K)—										
United Kingdom (including Channel Islands)	1	153	31	2	10	90	12,341	5,309	640	477
Straits Settlements	111	19	..	4	..	16,340	3,384	..	1,055	..
Other British Possessions	16	8	8	10	8	6,404	2,480	1,325	4,054	2,033
TOTAL BRITISH EMPIRE	128	180	39	16	18	23,334	18,205	7,134	5,749	2,510
Netherlands	60	22,000	..
Japan	231	3,751	5,516	331	..	6,422	1,61,477	2,71,709	17,072	..
Other Foreign Countries	4	201	7	13	2	2,570	4,321	1,782	732	900
TOTAL FOREIGN COUNTRIES	235	3,952	5,523	394	2	8,992	1,66,208	2,78,581	40,404	900
Share of Bengal	343	4,129	5,597	339	10	24,427	1,32,033	2,77,108	1,20,221	477
" Bombay	90	8	15	71	10	7,359	3,015	3,607	25,032	2,335
" Burma	40	5	87
TOTAL	368	4,137	5,612	410	20	32,826	1,35,053	2,80,715	40,153	3,450
Total Iron or Steel (excluding ore)—										
United Kingdom (including Channel Islands)	98,953	78,539	92,220	2	480	33,45,091	20,15,852	35,59,004	660	8,332
Aden and Dependencies	11	20	50	27	22	2,338	5,550	13,305	12,362	10,509
Ceylon (excluding Maldives)	128	135	101	2	5	10,236	6,632	7,705	579	1,232
Straits Settlements	3,355	1,248	603	344	1,091	3,14,035	1,15,562	144,925	43,080	1,35,907
Federated Malay States	198	120	3	4	5	9,232	7,118	895	632	300
Hongkong	2,134	2,268	3,097	2	3	30,122	79,334	1,27,549	104	330

* Does not include figures of Iron from 1933-34.

No. 11—continued

ARTICLES, AND COUNTRIES OF FINAL DESTINATION; ALSO SHARE OF EACH PROVINCE	QUANTITY					VALUE				
	1930-31	1931-32	1932-33	1933-34	1934-35	1930-31	1931-32	1932-33	1933-34	1934-35
Metals and Ores—continued						₹	₹	₹	₹	₹
Iron or Steel—concluded										
Total Iron or Steel (excluding ore)*—contd.	Tons	Tons	Tons	Tons	Tons					
Union of South Africa	500	152	101	22,120	5,350	3,150
Zanzibar and Pemba	16	18	14	7	8	6,415	6,280	5,620	2,740	1,813
Kenya Colony	21	10	11	4	10	6,023	3,115	2,843	1,745	4,695
Canada— Via Pacific Coast	150	5,250
Other British Possessions	16	8	15	6	20	5,372	2,782	4,720	3,105	7,163
TOTAL BRITISH EMPIRE	105,322	82,727	96,815	398	1,662	48,08,314	31,54,015	37,70,445	63,697	1,74,441
Sweden	4,881	1,888	3,785	1,59,088	48,550	1,25,613
Norway	263	90	168	18,379	3,158	4,888
Germany	11,032	18,022	7,884	4,27,716	4,54,842	2,74,572
Netherlands	664	2,805	1,776	60	..	22,805	98,150	56,560	22,000	..
Belgium	13,717	3,597	1,832	4,33,762	1,19,159	57,731
France	1,099	24,139
Italy (including Trieste)	10,928	4,908	1,088	354	3,693	4,31,993	1,48,536	52,025	1,770	75,815
Muscat Territory and Trucial Oman	32	43	32	29	10	11,449	12,771	9,552	8,431	7,844
Other Native States in Arabia	18	4	15	5	8	6,301	1,087	4,385	1,920	2,533
Iran	30	3	12	13	8	3,172	1,102	2,398	3,332	2,565
Java	30	62	300	1,341	2,171	12,231
Siam	503	13,628	63
China (exclusive of Hongkong and Macao)	17,527	12,742	13,499	6,39,727	4,51,245	4,59,086
French Indo-China	1,010	..	91,483	35,340	..	22,79,391	..
Japan	211,189	277,664	172,097	..	53,281	70,59,132	85,30,123	51,01,694	..	13,06,003
Egypt	831	621	507	..	242	32,320	21,779	17,000	..	5,455
United States of America— Via Atlantic Coast	99,469	44,520	31,431	37,30,423	15,60,149	10,43,210
" Pacific "	8,702	6,450	1,076	3,54,246	2,25,627	37,075
Argentine Republic (including the Atlantic Coast of Patagonia)	7,125	910	3,658	2,90,554	31,374	1,22,384
Chile (including the Pacific Coast of Patagonia)	1,154	346	313	44,968	12,116	10,946
Hawaii	202	253	103	9,093	8,370	3,610
Other Foreign Countries	370	56	130	29	27	19,308	4,756	10,038	5,040	5,204
TOTAL FOREIGN COUNTRIES	339,866	370,460	240,251	91,978	57,278	1,47,23,605	1,17,71,463	74,11,560	23,32,434	14,35,439
Share of Bengal	494,941	451,239	329,775	69,033	47,932	1,39,73,200	1,48,73,033	1,10,02,111	13,25,430	13,53,163
" Bombay "	213	103	206	313	395	54,597	34,243	31,654	60,368	66,373
" Madras "	8	3	3	5	1	1,033	1,182	1,049	477	376
" Madras "	1	..	6,164	13,333	3,501	320	100	1,16,066	4,23,103	1,39,640
" Burma "	20	1,737	919	4,133	1,611	370	13,305	11,732	76,763	40,373
TOTAL	495,188	453,137	337,066	92,376	58,940	1,90,29,919	1,49,26,373	1,11,82,005	23,86,131	16,39,930
Lead—										
Fig. (M. L.)—	Cwts.	Cwts.	Cwts.	Cwts.	Cwts.					
United Kingdom (including Channel Islands)	1,144,745	732,659	963,790	1,090,067	746,419	1,55,70,490	1,04,19,313	1,17,60,060	1,27,60,205	83,62,335
Ceylon (excluding Maldives)	57,153	43,996	33,481	31,499	29,349	3,91,116	3,37,340	3,93,452	3,57,350	3,21,626
Straits Settlements	4,393	2,920	2,300	900	2,980	74,107	33,029	33,712	10,134	31,355

* Does not include figures of Iron from 1933-34.

GENERAL EXPORTS

INDIAN MERCHANDISE

(594)

No. 11—continued

ARTICLES, AND COUNTRIES OF FINAL DESTINATION; ALSO SHARE OF EACH PROVINCE	QUANTITY					VALUE				
	1930-31	1931-32	1932-33	1933-34	1934-35	1930-31	1931-32	1932-33	1933-34	1934-35
Metals and Ores—continued										
Lead—continued	Cwts.	Cwts.	Cwts.	Cwts.	Cwts.					
Pig (III. L)—continued										
Hongkong	18,083	22,793	18,193	12,997	2,000	1,87,356	2,08,380	2,28,537	1,48,316	21,000
Union of South Africa	13,493	1,44,000
Other British Possessions	80	..	60	243	..	1,064	..	672	2,500
TOTAL "FOR ORDERS"	—	—	—	—	39,998	—	—	—	—	4,41,000
TOTAL BRITISH EMPIRE	1,219,870	852,448	1,018,264	1,135,528	834,987	1,77,23,049	1,18,45,685	1,24,20,811	1,32,73,236	98,26,111
Germany	59,002	52,001	4,000	8,16,980	6,90,909	48,000
Belgium	27,999	22,003	4,26,990	4,55,037
Italy (including Fiume)	49,002	66,001	12,000	6,73,424	8,79,124	1,50,000
Java	519	193	260	917	1,072	9,572	2,539	3,974	10,200	11,500
China (exclusive of Hongkong and Macao)	10,994	8,000	7,400	8,098	4,309	1,55,912	88,939	92,454	95,548	50,300
Japan	130,963	225,850	179,478	160,587	375,086	18,78,740	38,69,368	20,91,411	17,09,083	49,59,223
Egypt	2,400	24,120
Portuguese East Africa	6,932	6,999	78,933	75,592
Other Foreign Countries	200	134	95	203	255	2,098	1,748	1,140	2,351	2,322
TOTAL FOREIGN COUNTRIES	278,679	442,132	199,236	166,737	394,211	39,65,565	59,32,762	23,38,082	18,94,124	42,63,916
<i>Share of Bengal</i>	2,940	30,698
<i>" Bombay</i>	3	3	3	160	51	3
<i>" Burma</i>	1,495,518	1,294,630	1,217,492	1,302,267	1,229,195	2,16,07,919	1,73,23,447	1,47,53,733	1,51,74,399	1,35,94,99
TOTAL	1,498,558	1,294,630	1,217,500	1,302,260	1,229,198	2,16,83,615	1,73,23,447	1,47,53,893	1,51,74,360	1,35,95,03
Other sorts (III. L)—										
United Kingdom (including Channel Islands)	Cwts. 8,208	Cwts. 8,161	Cwts. 15,102	Cwts. 22,186	Cwts. 7,388	96,475	99,953	1,39,074	2,12,008	94,60
Ceylon (excluding Maldives)	11,433	13,271	14,685	12,355	13,823	2,38,108	2,31,444	2,97,868	2,07,468	2,02,31
Straits Settlements	305	356	317	5,750	5,657	4,81
Union of South Africa	1,220	13,590	..
Other British Possessions	105	5	52	34	74	1,952	180	961	484	1,51
TOTAL BRITISH EMPIRE	19,751	21,437	30,144	36,151	21,602	8,86,535	8,31,527	4,42,653	4,39,207	3,03,3
Germany	847	1,000	..	2,153	5,000	..
Belgium	1,845	1,625	..	2,531	2,503	12,310	13,274	..	9,993	12,63
Java	2,745	3,193	2,314	1,847	1,151	91,306	72,900	46,390	24,121	16,95
Japan	1	300	1,520	8	2,914	16,89
Other Foreign Countries	28	460	28	3	15	570	3,169	512	60	391
TOTAL FOREIGN COUNTRIES	4,986	5,233	2,342	5,181	5,189	1,06,247	89,443	46,992	41,093	4874
<i>Share of Bengal</i>	16,330	17,519	17,356	14,493	12,463	3,93,514	3,61,135	3,60,087	2,23,935	1,94,311
<i>" Bombay</i>	98	..	28	4	236	1,720	..	510	85	1,61
<i>" Madras</i>	6	11
<i>" Burma</i>	8,359	9,101	15,102	26,533	14,027	37,543	1,09,785	1,39,073	2,62,135	1,54,79
TOTAL	24,717	26,720	32,486	41,332	26,791	4,62,782	4,70,970	4,90,655	4,81,205	3,50,91
Total Lead	1,523,275	1,321,850	1,249,986	1,343,592	1,225,989	2,21,31,397	1,77,99,417	1,52,49,448	1,56,55,565	1,39,45,00
Manganese Ore (II. F)—										
United Kingdom (including Channel Islands)	Tons 114,010	Tons 58,848	Tons 55,377	Tons 116,902	Tons 158,923	34,22,633	16,06,032	14,16,345	25,39,754	32,31,91
Gibraltar	2,000	48,000
Canada—										
<i>Via Atlantic Coast</i>	3,260	88,020
<i>" Pacific "</i>	100	1,000	400	3,000	25,000	7,200	..
TOTAL BRITISH EMPIRE	119,270	59,948	56,377	117,302	158,923	35,58,903	16,09,032	14,41,345	25,46,954	32,31,91

(a) Specified separately from 1934-35 and subject to subsequent adjustment.

No. 11—continued

ARTICLES, AND COUNTRIES OF FINAL DESTINATION; ALSO SHARE OF EACH PROVINCE	QUANTITY					VALUE				
	1980-81	1981-82	1982-83	1983-84	1984-85	1980-81	1981-82	1982-83	1983-84	1984-85
	Tons	Tons	Tons	Tons	Tons	₹	₹	₹	₹	₹
Metals and Ores—continued										
Manganese Ore (II. F)— continued.										
Norway	5,000	3,500	..	1,000	2,500	1,75,000	98,000	..	22,405	80,000
Sweden	2,600	8,850	75,000	75,475
Germany	15,880	1,820	1,811	2,920	1,380	4,61,209	40,504	25,224	60,298	81,386
Netherlands	11,500	2,500	2,000	3,060	..	4,00,000	89,375	50,000	54,790	..
Belgium	78,495	85,400	82,452	18,854	37,488	28,97,918	10,65,100	9,49,645	8,12,006	6,50,460
France	198,409	80,325	74,501	60,964	112,919	49,46,106	17,87,140	16,88,488	10,60,251	17,75,671
Italy (including Flume)	620	..	400	..	42	15,500	..	9,750	..	1,470
Hungary	8,500	2,55,000
Czechoslovakia	1,500	45,000
Japan	5,799	6,129	20,599	62,000	98,524	1,89,018	1,23,567	6,65,028	10,73,527	13,94,756
United States of America—										
Via Atlantic Coast	48,850	28,120	..	11	44,583	14,41,100	8,44,200	..	585	8,00,920
Other Foreign Countries	25
TOTAL FOREIGN COUNTRIES	806,508	157,704	141,353	148,799	301,086	1,08,50,951	40,42,911	38,82,180	26,80,050	47,06,088
Share of Bengal	236,333	149,348	137,324	138,743	208,493	68,71,571	42,93,305	37,28,758	24,79,792	35,68,476
" Bombay	245,309	62,089	46,055	61,418	55,448	70,04,335	12,56,538	8,78,267	15,88,422	14,90,103
" Madras	4,131	300	14,450	70,940	196,018	33,948	2,100	2,17,450	10,85,370	29,99,418
TOTAL	485,778	211,797	197,780	266,101	459,959	1,89,09,854	56,51,948	48,24,475	51,83,904	80,47,094
Ferruginous Manganese Ore (II. F)—										
United Kingdom (including Channel Islands)	800
Belgium	3,000	1,200	2,000	19,500	7,200	80,000
France	2,000	2,000	16,000	16,000
TOTAL FOREIGN COUNTRIES	5,000	3,200	2,000	35,500	23,200	80,000
Share of Bombay	2,000	..	300	80,000
" Madras	3,000	3,200	35,500	23,200
TOTAL	5,000	3,200	2,000	35,500	23,500	80,000
Tin— Ore (II. F)—										
United Kingdom (including Channel Islands)	659	121	45	55	52	11,07,818	1,18,882	54,898	1,18,456	1,05,898
Ceylon (excluding Maldives)	150	1,78,249	..
Straits Settlements	1,865	2,241	2,438	3,001	3,581	21,78,479	28,14,188	28,02,701	55,27,440	69,73,519
TOTAL BRITISH EMPIRE	2,524	2,362	2,523	3,206	3,583	33,76,297	24,32,566	28,57,599	68,19,145	70,79,417
Germany	7	12,092	..
Share of Burma	2,524	2,362	2,523	3,213	3,583	33,76,297	24,32,566	28,57,594	68,32,137	70,79,417
Unwrought (blocks, ingots, bars, and slabs) (III. E)—										
United Kingdom (including Channel Islands)	1,918	48,594	89,554	1,583	2,333	59,933	1,34,092	2,78,148	42,407	1,27,488
Federated Malay States	693	20,790	..
Other British Possessions	2	1	100	145
TOTAL BRITISH EMPIRE	1,915	48,594	89,554	2,276	2,334	60,033	1,34,092	2,78,148	63,297	1,27,633
Netherlands	2,720	6,682
Belgium	7,572	8,358	5,460	8,787	12,248	6,820
Japan	16,352	26,410	18,100	82,379
Other Foreign Countries	3,980	..	5,632	4,667	..	3,845
TOTAL FOREIGN COUNTRIES	14,252	8,358	11,092	16,352	26,410	20,136	12,248	10,665	18,100	82,379

GENERAL EXPORTS

(596)

INDIAN MERCHANDISE

No. 11—continued

ARTICLES, AND COUNTRIES OF FINAL DESTINATION; ALSO SHARE OF EACH PROVINCE	QUANTITY					VALUE				
	1930-31	1931-32	1932-33	1933-34	*1934-35	1930-31	1931-32	1932-33	1933-34	1934-35
Metals and Ores—continued										
Tin—continued										
<i>Unwrought (blocks, ingots, bars, and slabs) (III. L)—continued.</i>	Cwts.	Cwts.	Cwts.	Cwts.	Cwts.					
Share of Bengal . . .	16,167	51,937	100,646	18,578	20,244	80,069	1,46,310	2,88,808	76,867	1,60,011
" Bombay . . .	3	100
" Burma	30	188	37	79
TOTAL	16,167	51,937	100,646	18,578	20,244	80,169	1,46,310	2,88,808	76,867	1,60,011
<i>Wrought (including Plates, or sheets, not being tinned iron) (III. L)—</i>	Cwts.	Cwts.	Cwts.	Cwts.	Cwts.					
TOTAL BRITISH EMPIRE	..	1	..	121	16	..	181	..
TOTAL FOREIGN COUNTRIES	..	2,484	2,480	1,194	120	..	2,412	1,271	2,389	18
Share of Bengal	2,484	2,480	1,195	2,378	1,271	2,405	..
" Bombay	1	50
" Madras	16	..
" Burma	120	130	100	18
TOTAL	..	2,485	2,480	1,816	120	..	2,428	1,271	2,520	18
Total Tin (excluding Ore)	Cwts. 16,167	Cwts. 54,422	Cwts. 103,126	Cwts. 19,693	Cwts. 20,364	80,169	1,48,728	2,90,079	79,297	1,60,129
Wolfram Ore* (II. F)—										
United Kingdom (including Channel Islands)	Tons 3,204	Tons 3,351	Tons 3,110	Tons 3,777	Tons 4,994	52,46,991	50,15,046	50,23,986	60,01,732	97,46,33
Total "For orders" cargoes(a)	—	—	—	—	3	—	—	—	—	3,50
TOTAL BRITISH EMPIRE	3,204	3,351	3,110	3,777	5,097	52,46,991	50,15,046	50,23,986	60,01,732	97,49,83
Sweden	25	25,300	..
Germany . . .	413	650	151	238	261	3,34,452	3,76,638	69,828	1,70,044	4,04,01
Belgium . . .	122	852	25	202	236	1,00,895	2,24,578	11,385	1,52,058	4,26,51
France . . .	62	25	100	63,200	17,710	1,56,81
Italy (including Flume)	10	..	80	6,000	..	38,428
TOTAL FOREIGN COUNTRIES	607	1,028	256	465	647	5,54,547	6,18,921	1,10,641	8,48,297	9,87,41
Share of Bombay . . .	3	5	4,000	2,64
" Burma . . .	3,203	4,351	3,366	4,242	5,639	57,97,538	62,34,867	51,43,627	64,40,029	1,07,34,51
TOTAL	3,811	4,351	3,866	4,242	5,644	58,01,538	62,34,867	51,43,627	64,40,029	1,07,37,15
Zinc or Spelter, all sorts (III. L)—										
United Kingdom (including Channel Islands)	Cwts. 1	Cwts. ..	Cwts. 4,000	Cwts. 110,000	Cwts. ..	50	..	10,000	2,75,000	..
Other British Possessions	36	425
TOTAL BRITISH EMPIRE	1	..	4,000	110,000	36	50	..	10,000	2,75,000	425
Germany . . .	30,000	50	25,000	33,000	99,000	75,000	1,000	62,500	66,000	1,53,450
Belgium . . .	1,195,000	1,126,800	935,000	1,220,000	1,373,000	54,25,000	28,15,250	23,37,500	29,68,750	34,21,400
Japan	84,194	33,200	75,778	50,491
TOTAL FOREIGN COUNTRIES	1,225,000	1,126,850	900,000	1,296,194	1,505,200	55,00,000	28,16,250	24,00,000	31,10,528	36,25,34
Share of Bengal . . .	1	5,707	50	7,64
" Bombay	50	36	..	1,000	44
" Burma . . .	1,225,000	1,126,800	904,000	1,400,194	1,499,493	55,00,000	28,16,250	24,10,000	31,10,528	36,17,68
TOTAL	1,225,001	1,126,850	904,000	1,406,194	1,505,236	55,00,050	28,16,250	24,10,000	31,10,528	36,25,77
Metals, unenumerated (III. L)—										
United Kingdom (including Channel Islands)	Cwts. 1,616	Cwts. 105	Cwts. 1,498	Cwts. 4,816	Cwts. 3,898	74,545	57,942	95,629	1,80,976	1,05,41
Aden and Dependencies	899	88	4	7	9	45,925	6,225	520	898	91
Bahrain Islands	60	19	4	..	9	7,175	3,390	600	..	1,11
Ceylon (excluding Maldives)	313	90	69	27	152	33,317	7,853	6,243	2,973	10,00
Straits Settlements	87	46	87	47	11	6,901	4,275	3,179	5,788	84
Hongkong	1	300	9	183	4	100	5,752	385	3,826	14
Union of South Africa	75	60	12	12	84	15,200	11,900	2,200	1,540	4,01
Zanzibar and Pemba	88	20	1	6	2	11,818	2,910	125	725	35
Kenya Colony	186	88	25	51	40	17,408	5,004	2,510	7,075	5,56

* Includes figures for mixed tin and wolfram concentrates.
(a) Specified separately from 1934-35 and subject to subsequent adjustment.

No. 11—continued

ARTICLES, AND COUNTRIES OF FINAL DESTINATION; ALSO SHARE OF EACH PROVINCE	QUANTITY					VALUE				
	1930-31	1931-32	1932-33	1933-34	1934-35	1930-31	1931-32	1932-33	1933-34	1934-35
Metals and Ores—continued										
Metals unenumerated (III. L)—continued	Cwts.	Cwts.	Cwts.	Cwts.	Cwts.	₹	₹	₹	₹	₹
Tanganyika Territory	200	31	7	5	16	23,375	4,450	1,000	650	2,650
Anglo-Egyptian Sudan	334	11	..	40,136	1,250	..
Mauritius and Dependencies	70	38	10	16	2	6,670	4,747	1,145	1,660	285
Fiji Islands	35	23	35	36	45	3,050	1,848	5,380	4,543	4,056
Other British Possessions	25	27	37	17	15	1,770	2,465	2,870	1,255	775
TOTAL BRITISH EMPIRE	3,439	885	1,318	5,234	4,082	2,95,390	1,18,761	1,21,786	2,12,809	1,36,322
Germany	67,003	64,233	60,120	69,132	80,702	6,31,517	7,72,477	3,14,432	9,03,330	12,80,517
Netherlands	1,791	320	600	50,913	14,700	7,050
Belgium	200	..	2,000	720	500	9,400	..	23,500	25,350	20,000
Italy (including Fiume)	471	..	400	1,250	..	13,000	..	24,000	63,200	..
Mascat Territory and Trucial Oman	61	24	5	9	16	3,440	1,990	800	915	1,950
Other Native States in Arabia	501	36	43	22	20	33,526	4,319	4,674	2,405	2,656
Iraq	620	47	2	5	15	1,00,435	35,550	170	641	1,375
Iran	221	24	5	23	8	25,333	2,750	627	2,625	800
Siam	173	34	3	17	1	21,105	3,660	373	1,302	25
Japan	59	..	400	240	4,366	933	..	34,905	9,550	1,56,733
Portuguese East Africa	33	21	13	5	11	6,125	2,335	1,622	635	1,340
Other Foreign Countries	47	23	19	8	31	6,536	4,043	1,933	613	2,110
TOTAL FOREIGN COUNTRIES	71,135	65,317	72,610	71,431	91,690	10,07,321	3,42,369	9,14,106	10,11,171	14,63,655
Share of Bengal	6,224	3,299	3,132	4,634	5,637	1,20,517	63,114	1,31,571	1,94,537	1,36,607
" Bombay	3,373	331	154	3,313	3,930	4,56,666	93,331	13,433	1,21,323	1,55,103
" Madras	43	3,043	103	55	315	30,320	21,469	19,737	5,077	15,233
" Burma	65,074	66,229	73,004	63,633	35,340	6,34,999	7,02,735	3,65,336	9,03,143	12,47,939
TOTAL	74,624	66,202	74,423	76,715	95,772	13,02,711	9,01,650	10,35,392	12,23,030	16,04,337
Res. unenumerated (II. F)—	Tons	Tons	Tons	Tons	Tons					
United Kingdom (including Channel Islands)	1,464	1,440	1,366	1,397	4,337	30,214	40,130	74,344	57,131	1,63,397
Commonwealth of Australia	350	..	350	20	61	6,502	..	6,562	1,100	2,200
TOTAL BRITISH EMPIRE	1,814	1,440	2,236	1,907	4,448	36,776	40,130	81,406	58,231	1,65,597
Germany	1,047	..	161	173	320	64,159	17	10,342	17,375	10,734
Netherlands	1,339	314	642	3,490	5,907	66,324	15,404	17,530	1,18,970	1,50,406
Belgium	3,126	507	60	1,950	1,359	1,12,350	13,211	3,130	66,230	37,040
France	200	317	190	332	30	13,032	13,640	5,634	13,333
Japan	619	953	303	1,025	3,431	12,113	13,153	15,039	16,303	50,403
United States of America— Vid Atlantic Coast	613	724	592	973	2,310	21,533	21,754	13,133	42,475	76,431
" Pacific "	15	132	700	2,935
Other Foreign Countries	25	110	30	2,550	4,153
TOTAL FOREIGN COUNTRIES	7,249	2,698	2,515	7,346	13,921	2,77,507	31,571	31,913	2,70,792	3,44,630
Share of Bengal	7,225	3,237	3,741	3,337	17,050	2,77,333	1,15,559	90,570	3,70,003	4,00,235
" Bombay	795	311	395	766	1,396	13,362	6,193	45,749	55,175	52,753
" Siad	1	30
" Madras	13	..	15	150	22	31,174	..	27,000	3,600	57,114
" Burma	330	39,594	5	..
TOTAL	9,063	4,133	4,751	9,753	18,369	3,04,233	1,21,751	1,63,319	3,29,033	5,10,227
Total Metals—	Tons	Tons	Tons	Tons	Tons					
United Kingdom (including Channel Islands)	156,340	120,363	146,132	195,670	136,992	3,07,50,626	1,37,21,411	1,59,07,346	1,74,01,393	1,03,71,133
Gibraltar	3	5	4	2	1	7,322	13,350	11,150	7,335	3,617
Malta and Gozo	2	1	1	1	1	5,150	1,533	3,000	2,217	1,150
Aden and Dependencies	36	27	52	33	42	55,033	17,034	13,030	19,216	21,542
Bahrain Islands	10	2	2	3	2	9,363	4,330	1,550	910	2,503

GENERAL EXPORTS

INDIAN MERCHANDISE

(598)

No. 11—continued

ARTICLES, AND COUNTRIES OF FINAL DESTINATION; ALSO SHARE OF EACH PROVINCE	QUANTITY					VALUE				
	1980-81	1981-82	1982-83	1983-84	1984-85	1980-81	1981-82	1982-83	1983-84	1984-85
Metals and Ores—continued	Tons	Tons	Tons	Tons	Tons	₹	₹	₹	₹	₹
<i>Total Metals—continued</i>										
Ceylon (excluding Maldives)	3,802	3,198	3,719	2,658	2,885	15,69,268	11,27,748	9,52,068	8,08,342	9,16,341
Straits Settlements	3,636	1,414	776	819	2,377	4,52,047	1,88,822	1,07,432	1,06,972	2,64,888
Federated Malay States	198	148	15	339	217	26,825	24,912	17,142	45,522	40,66
Hongkong	2,788	3,428	4,607	3,169	2,194	3,67,658	3,84,181	3,56,800	2,14,508	77,07
Union of South Africa	511	162	104	368	737	52,124	29,356	8,880	29,268	1,62,75
Zanzibar and Pemba	24	28	17	9	11	27,617	17,675	11,700	8,400	7,21
Kenya Colony	35	19	18	12	26	41,385	21,733	14,182	18,586	20,37
Tanganyika Territory	17	10	10	9	14	41,845	18,752	5,888	6,035	10,51
Anglo-Egyptian Sudan	17	1	2	41,086	300	..	1,400	78
Mauritius and Dependencies	9	4	3	30	11	20,170	10,612	6,885	13,765	14,22
Canada—										
Via Atlantic Coast	15	5	1	..	1	46,820	16,844	3,094	448	1,571
" Pacific "	2	154	..	1	1	5,842	17,847	1,130	1,838	1,697
British West India Islands (excluding Bahamas)	5	3	7	4	3	11,765	24,630	13,005	9,948	6,940
British Guiana	1	2	6	1	3	4,900	3,195	5,439	1,405	3,116
Commonwealth of Australia	6	..	1	..	1	12,844	1,253	2,734	1,386	2,200
New Zealand	9	2	1	1	159	24,279	4,445	2,585	1,821	6,746
Fiji Islands	3	4	5	5	7	5,157	8,024	8,799	8,827	10,70
Other British Possessions	9	5	7	5	71	6,328	5,341	4,641	6,072	11,33
Total "For orders" cargoes(a)	—	—	—	—	2,000	—	—	—	—	4,41,98
TOTAL BRITISH EMPIRE	167,977	129,279	154,488	203,034	147,738	2,34,87,289	1,56,57,943	1,74,62,595	1,87,16,708	1,98,99,58
Sweden	4,882	1,338	3,785	658	6,015	1,92,607	49,500	1,25,958	16,232	1,44,62
Norway	363	90	163	140	186	13,379	3,158	4,918	3,442	4,36
Germany	36,190	30,938	23,854	25,264	22,637	81,64,881	45,94,951	36,80,145	38,90,404	54,24,11
Netherlands	890	2,847	1,806	752	704	84,778	1,13,431	63,757	39,224	30,511
Belgium	75,389	62,106	48,955	62,181	70,887	68,42,554	34,17,760	24,25,690	30,21,067	25,16,11
France	1,100	6	1	3	..	27,491	9,341	5,029	4,731	1,11
Italy (including Rome)	13,802	8,209	3,812	1,474	9,653	11,32,692	10,30,302	2,82,112	92,987	2,06,31
Syria	2	1	3	4	1	3,925	3,700	8,330	9,105	4,30
Mascat Territory and Trucial Oman	36	44	34	32	21	20,529	15,181	11,572	10,308	11,97
Other Native States in Arabia	73	14	40	15	15	1,90,438	27,791	69,717	17,738	15,41
Iraq	52	9	15	63	47	1,07,855	50,986	5,105	17,306	16,31
Iran	42	4	13	20	10	34,471	4,072	4,480	7,132	6,41
Java	195	283	429	435	813	1,06,616	83,010	62,730	42,914	46,41
Sum	522	3	2	2	11	43,907	5,638	1,995	3,827	1,71
French Indo-China	10	1,010	463	35,340
China (exclusive of Hongkong and Macao)	18,077	18,042	13,569	19,668	17,238	8,45,735	5,85,324	5,52,068	5,32,974	4,28,5
Japan	217,740	291,957	181,988	290,719	320,869	93,33,858	1,28,99,489	72,32,455	84,18,954	1,11,02,1
Egypt	832	643	509	1,046	1,959	36,194	25,916	24,453	45,724	73,1
Portuguese East Africa	64	11	30	409	542	25,029	19,020	16,018	24,057	97,1
Italian East Africa (Somaliland and Eritrea)	6	7	13	10	9	8,800	4,168	3,124	3,400	6,1
United States of America—										
Via Atlantic Coast	99,433	44,525	31,485	57,102	23,303	37,30,514	15,76,960	10,61,405	13,06,733	5,61,
" Pacific "	8,708	6,451	1,077	4,177	6,025	3,65,269	2,29,933	41,868	96,439	1,89,

(a) Specified separately from 1934-35 and subject to subsequent adjustment.

No. 11—continued

ARTICLES, AND COUNTRIES/ OF FINAL DESTINATION: ALSO SHARE OF EACH PROVINCE	QUANTITY					VALUE				
	1980-81	1981-82	1982-83	1983-84	1984-85	1980-81	1981-82	1982-83	1983-84	1984-85
Metals and Ores—continued										
<i>Total Metals—concluded</i>	Tons	Tons	Tons	Tons	Tons	₹	₹	₹	₹	₹
Panama (including Panama Canal Zone)	..	2	..	1	..	480	5,450	..	2,220	898
Dutch Guiana	1	3	2,478	5,253
Argentine Republic (including the Atlantic Coast of Patagonia)	7,125	910	8,658	2,670	1,504	2,90,554	31,874	1,22,548	64,227	37,945
Chile (including the Pacific Coast of Patagonia)	1,154	846	313	604	20	45,768	12,116	10,948	13,989	473
Hawaii	203	253	108	503	377	10,948	10,070	4,260	18,171	9,035
Other Foreign Countries	287	59	44	116	190	30,050	16,416	20,024	25,494	20,214
TOTAL "FOR ORDERS" CARGOES (a)	—	—	—	—	302	—	—	—	—	6,930
TOTAL FOREIGN COUNTRIES	487,026	465,102	318,001	468,608	488,304	3,17,42,418	2,43,11,312	1,67,40,292	1,77,98,234	1,90,13,087
<i>Share of Bengal</i>	497,173	455,459	384,358	494,923	487,718	1,99,71,197	1,66,16,510	1,13,77,124	1,39,51,013	1,12,74,199
" Bombay	673	230	316	651	1,305	9,30,227	3,74,745	3,13,094	3,75,193	4,32,303
" Sind	3	3	..	5	1	32,162	1,162	1,043	477	376
" Madras	220	290	6,359	19,122	8,920	3,22,767	3,21,555	3,56,497	6,46,068	5,87,899
" Burma	156,924	133,399	77,354	166,941	168,093	2,39,42,299	2,36,56,233	2,08,61,139	2,26,27,326	1,96,27,593
TOTAL	655,093	594,381	468,880	671,642	681,042	5,52,29,702	3,99,69,255	3,32,08,827	3,64,99,956	3,19,13,274
Total Ores—										
United Kingdom (including Channel Islands)	Tons 121,791	Tons 62,554	Tons 66,764	Tons 130,206	Tons 173,256	1,00,36,531	75,07,312	67,88,973	90,87,099	1,36,13,057
Gibraltar	2,000	48,000
Ceylon (excluding Maldives)	150	1,78,249	..
Straits Settlements	1,865	2,241	2,483	3,001	3,531	21,78,479	23,14,188	28,02,701	55,27,440	69,73,519
Canada—										
<i>Vid Atlantic Coast</i>	3,260	88,020
<i>" Pacific "</i>	..	100	1,000	400	3,000	25,000	7,200	..
Commonwealth of Australia	350	..	350	20	61	6,562	..	6,562	1,160	2,200
TOTAL "FOR ORDERS" CARGOES (a)	—	—	—	—	3	—	—	—	—	3,500
TOTAL BRITISH EMPIRE	129,266	64,895	70,587	133,777	181,851	1,23,57,592	93,24,495	94,28,236	1,47,51,148	2,05,92,276
Sweden	2,500	25	3,650	75,000	25,300	75,475
Norway	9,260	3,500	3,043	3,501	11,200	3,02,770	93,000	91,200	2,47,394	2,91,000
Germany	20,220	6,076	4,728	4,588	2,821	10,14,820	5,83,154	2,16,598	3,00,472	4,78,723
Netherlands	13,339	2,964	4,248	7,000	6,277	4,66,824	1,10,779	1,29,850	1,87,676	1,60,131
Belgium	35,010	37,659	33,298	22,055	42,845	26,41,013	13,16,539	9,94,009	5,92,080	12,44,483
France	191,871	82,945	76,326	62,231	115,297	50,68,326	18,48,732	17,49,697	10,96,317	20,03,345
Italy (including Trieste)	2,190	100	900	405	487	68,400	3,000	66,578	13,400	14,021
Hungary	3,500	2,55,000
Czechoslovakia	1,500	45,000
Japan	7,220	7,519	32,154	63,843	103,310	1,63,656	1,45,151	6,87,130	10,98,812	14,56,932
United States of America—										
<i>Vid Atlantic Coast</i>	56,213	23,844	1,665	1,434	46,893	16,97,891	8,65,954	51,552	59,060	3,32,401
<i>" Pacific "</i>	450	15	532	18,000	700	13,935
Other Foreign Countries	20	..	25	30	..	759
TOTAL FOREIGN COUNTRIES	398,343	162,607	156,420	170,745	333,232	1,13,16,700	49,16,364	39,86,204	36,21,711	66,21,235
<i>Share of Bengal</i>	345,931	155,411	146,936	148,147	233,392	71,95,534	44,76,365	40,26,633	29,09,666	41,23,763
" Bombay	246,113	63,300	47,051	62,469	67,514	70,23,837	13,63,030	9,24,016	16,43,633	19,43,476
" Sind	11,020	4,045	5,323	11,661	1	3,30,376	1,21,350	1,74,690	3,49,699	60
" Madras	17,394	6,000	21,303	74,790	204,594	4,10,377	1,12,802	4,32,325	11,97,676	33,37,179
" Burma	6,657	6,748	6,394	7,455	9,222	92,13,429	86,67,433	80,01,321	1,22,72,171	1,78,14,033
TOTAL	527,614	284,502	227,007	304,522	515,133	2,41,74,292	1,47,40,379	1,36,09,440	1,33,72,359	2,72,13,511

(a) Specified separately from 1984-85 and subject to subsequent adjustment.

GENERAL EXPORTS

(600)

INDIAN MERCHANDISE

No. 11—continued

ARTICLES, AND COUNTRIES OF FINAL DESTINATION; ALSO SHARE OF EACH PROVINCE	QUANTITY					VALUE				
	1930-31	1931-32	1932-33	1933-34	1934-35	1930-31	1931-32	1932-33	1933-34	1934-35
Metals and Ores—continued										
Total Metals and Ores—	Tons	Tons	Tons	Tons	Tons					
United Kingdom (including Channel Islands)	278,031	183,222	212,880	325,676	315,248	8,07,37,167	2,12,23,728	2,26,96,319	2,64,38,095	2,44,84,190
Gibraltar	2,008	5	4	2	1	55,622	13,350	11,150	7,885	3,611
Malta and Gozo	2	1	1	1	1	5,150	1,588	2,000	2,217	1,186
Adan and Dependencies	36	27	52	38	42	55,068	17,684	19,060	19,218	21,540
Bahrain Islands	10	2	2	2	2	9,968	4,330	1,550	910	2,500
Ceylon (excluding Maldives)	3,302	3,198	2,719	2,308	2,265	15,69,263	11,27,743	9,62,063	9,66,591	9,14,540
Straits Settlements	5,501	3,655	3,259	3,320	5,908	26,32,426	25,02,505	29,10,138	56,34,412	72,36,401
Federated Malay States	198	148	15	239	217	26,825	24,912	17,142	45,622	40,000
Hongkong	2,788	3,423	4,607	3,160	2,104	3,67,668	3,84,181	3,56,890	2,14,568	77,079
Union of South Africa	511	162	104	868	737	52,124	29,356	8,880	29,268	1,63,761
Zanzibar and Pemba	24	23	17	9	11	27,617	17,675	11,700	8,490	7,323
Kenya Colony	35	19	18	12	26	41,385	21,733	14,132	18,536	30,275
Tanganyika Territory	17	10	10	9	14	41,845	19,752	5,838	6,035	16,612
Anglo-Egyptian Sudan	17	1	2	41,086	300	..	1,400	750
Mauritius and Dependencies	9	4	3	30	11	20,170	10,612	6,365	13,765	14,326
Canada—										
Via Atlantic Coast	3,275	5	1	..	1	1,34,840	16,344	3,094	443	2,271
.. Pacific	2	254	1,000	401	1	5,842	20,347	26,130	9,033	1,457
British West India Islands (excluding Bahamas)	5	8	7	4	3	11,765	24,630	13,005	9,948	6,640
British Guiana	1	2	6	1	3	4,000	3,165	5,439	1,405	3,114
Commonwealth of Australia	355	..	351	20	62	10,406	1,253	9,346	2,545	4,400
New Zealand	9	2	1	1	159	24,275	4,445	2,585	1,321	6,745
Fiji Islands	3	4	5	5	7	5,158	3,024	3,799	3,327	10,791
Other British Possessions	9	5	7	5	71	6,237	5,341	4,641	6,072	11,399
TOTAL "FOR ORDERS" CARGONS (a)	—	—	—	—	2,008	—	—	—	—	6,45,163
TOTAL BRITISH EMPIRE	297,243	194,174	223,075	336,311	329,589	8,53,44,831	2,54,82,438	2,70,85,831	3,34,67,850	3,34,91,863
Sweden	7,332	1,333	2,735	678	9,665	2,67,607	49,500	1,25,953	41,532	2,20,093
Norway	9,623	3,590	3,206	3,641	11,336	3,16,149	96,153	90,308	2,50,336	2,26,349
Germany	56,480	37,014	23,580	20,850	25,453	91,79,701	51,23,105	33,46,743	41,90,870	39,96,364
Netherlands	14,229	5,811	6,054	7,752	6,931	5,51,303	2,24,210	1,93,107	2,26,900	1,60,643
Belgium	160,399	99,765	92,253	84,786	113,632	39,33,567	47,34,349	24,19,699	36,13,147	37,32,376
France	192,971	82,951	76,327	62,234	115,297	50,95,317	18,68,573	17,54,696	11,01,548	20,04,745
Italy (including Fiume)	15,792	3,309	3,272	1,379	9,490	12,01,092	10,33,302	2,98,690	1,06,337	2,30,344
Hungary	3,500	2,55,000	..	10
Czechoslovakia	1,500	45,000
Syria	2	1	3	4	1	3,325	3,700	3,330	9,595	4,350
Meskat Territory and Trucial Oman	36	44	34	32	21	20,529	15,181	11,572	10,308	11,974
Other Native States in Arabia	73	14	40	15	15	1,90,433	27,791	69,717	17,733	15,412
Iran	42	4	13	20	10	34,471	4,072	4,430	7,132	4,405
Iraq	52	9	15	63	47	1,07,355	50,333	5,105	17,306	16,304
Java	195	333	429	435	333	1,06,616	33,010	62,730	42,914	47,351
Siam	522	8	2	2	11	43,907	5,333	1,995	2,327	1,739
French Indo-China	10	1,010	463	35,365
China (exclusive of Hongkong and Macao)	18,077	13,042	13,569	19,663	17,233	3,45,735	5,35,324	5,52,033	5,32,974	4,23,521
Japan	224,930	209,476	313,342	354,562	424,179	99,97,514	1,25,44,340	79,19,536	95,17,766	1,25,19,316
Egypt	332	643	509	1,046	1,959	36,194	25,913	24,453	45,724	73,233
Portuguese East Africa	64	11	30	409	542	25,029	19,020	16,018	94,057	97,204
Italian East Africa (Somaliland and Kistira)	6	7	13	10	9	3,300	4,163	3,144	3,490	6,255
United States of America— Via Atlantic Coast	155,701	73,369	33,150	53,536	70,699	54,73,505	24,42,984	11,12,957	13,65,843	14,43,494
.. Pacific	9,150	6,451	1,077	4,102	6,537	3,33,239	2,39,933	41,663	97,139	1,63,763

(a) Specified Separately from 1934-35 and subject to subsequent adjustment.

No. 11—continued

ARTICLES, AND COUNTRIES OF FINAL DESTINATION; ALSO SHARE OF EACH PROVINCE	QUANTITY					VALUE				
	1980-81	1981-82	1982-83	1983-84	1984-85	1980-81	1981-82	1982-83	1983-84	1984-85
	Tons	Tons	Tons	Tons	Tons	Rs.	Rs.	Rs.	Rs.	Rs.
Metals and Ores—concluded										
<i>Total Metals and Ores—continued</i>										
Panama (including Panama Canal Zone)	2	2	1	..	480	5,450	4,050	2,220	808
Dutch Gulana Argentine Republic (including the Atlantic Coast of Patagonia)	8	5,253
Chile (including the Pacific Coast of Patagonia)	7,125	610	8,658	2,670	1,564	2,90,554	81,874	1,22,548	64,227	87,045
Hawaii	1,154	840	813	604	20	45,768	12,116	10,946	13,889	478
Other Foreign Countries	203	253	103	508	377	10,048	10,070	4,260	13,171	9,985
Total "For Orders" Cargoes (a)	287	58	42	116	190	32,128	16,416	16,004	15,494	20,274
TOTAL FOREIGN COUNTRIES	8,85,874	684,709	470,321	639,358	818,580	4,85,59,118	2,02,27,686	1,97,32,406	2,14,04,990	2,56,34,922
<i>Share of Bengal</i>	<i>743,104</i>	<i>610,370</i>	<i>531,394</i>	<i>643,070</i>	<i>701,520</i>	<i>2,71,66,721</i>	<i>2,00,91,778</i>	<i>1,59,03,812</i>	<i>1,56,80,699</i>	<i>1,53,97,963</i>
" Bombay	246,790	69,530	47,367	63,120	68,819	79,84,174	17,37,775	12,37,110	20,18,735	23,71,378
" Sind	11,023	4,048	5,825	11,666	2	3,62,737	1,22,512	1,76,732	3,50,176	430
" Madras	13,174	6,390	27,662	23,912	213,514	7,33,634	4,34,357	2,39,322	13,43,738	39,15,078
" Burma	163,581	145,145	83,248	164,395	162,320	4,31,56,728	3,23,22,716	2,86,63,351	3,47,99,497	3,74,42,031
TOTAL	1,182,617	828,888	605,396	976,164	1,146,176	7,94,09,904	5,47,10,134	4,68,18,327	5,68,72,845	5,01,26,785
Mica (II. B)—										
<i>In blocks—</i>										
United Kingdom (including Channel Islands)	8,247	5,189	4,390	3,681	11,322	15,05,472	9,23,163	9,50,936	15,78,970	25,69,370
Canada—										
Via Atlantic Coast	86	8	1	4	12	9,601	3,087	425	1,300	3,700
Commonwealth of Australia	80	1	16	8	11	17,876	300	8,686	3,225	3,600
Other British Possessions	2	1	7	1,950	154	859	..	1,900
TOTAL BRITISH EMPIRE	8,315	5,199	4,407	3,693	11,352	15,34,899	9,26,704	9,60,906	15,83,495	25,78,570
Germany	515	91	480	718	2,022	79,739	20,483	94,140	1,22,611	3,08,867
Netherlands	85	..	1	2	662	14,732	..	750	870	82,867
Belgium	1	7	57	90	91	390	2,095	27,274	24,913	27,147
France	707	184	202	292	474	1,59,664	49,426	58,199	56,048	90,021
Italy (including Fiume)	277	201	403	670	1,470	44,994	78,181	83,276	71,812	1,77,186
Japan	720	595	995	874	1,291	1,64,958	1,37,734	2,00,368	1,41,022	1,88,533
United States of America—										
Via Atlantic Coast	1,042	1,111	1,623	5,262	5,401	3,91,924	1,40,612	2,00,597	5,40,814	6,74,327
Other Foreign Countries	22	..	20	5	18	4,710	..	3,300	1,500	2,683
TOTAL FOREIGN COUNTRIES	3,949	2,489	3,782	7,013	11,364	8,61,111	4,23,431	6,67,899	9,59,591	15,57,631
<i>Share of Bengal</i>	<i>3,063</i>	<i>5,448</i>	<i>6,467</i>	<i>12,123</i>	<i>13,250</i>	<i>17,66,701</i>	<i>9,33,169</i>	<i>13,67,735</i>	<i>19,10,144</i>	<i>35,17,603</i>
" Bombay	28	12	12	1,315	1,600	3,113
" Madras	4,773	2,928	1,722	4,423	4,954	6,37,494	4,10,416	2,71,070	6,32,642	5,10,476
TOTAL	12,264	7,688	8,189	16,546	28,216	23,95,510	13,50,185	16,28,805	25,43,086	41,86,201
<i>In splittings—</i>										
United Kingdom (including Channel Islands)	28,026	19,078	14,039	15,838	19,306	19,57,586	12,32,033	8,56,118	8,58,224	9,33,118
Canada—										
Via Atlantic Coast	434	709	201	311	273	87,088	1,10,457	28,662	33,439	23,588
Other British Possessions	825	405	425	19	13	1,985	1,100	2,551	1,670	700
TOTAL BRITISH EMPIRE	27,285	20,197	14,665	16,168	20,092	20,46,659	13,43,590	8,87,331	8,93,333	9,57,406
Sweden	42	40	..	45	45	4,362	1,125	..	5,420	2,500
Germany	5,108	3,866	5,518	5,441	8,184	3,03,393	1,72,306	1,73,054	2,32,711	3,32,449
Netherlands	324	341	591	297	433	17,866	12,644	15,478	7,943	12,850
Belgium	1,214	1,031	480	791	1,523	88,665	30,401	23,332	37,949	54,565
France	4,988	2,468	816	779	1,754	1,24,978	23,553	30,112	40,642	1,07,363
Italy (including Fiume)	1,133	2,593	648	1,058	2,865	1,44,443	2,54,700	59,071	85,527	2,34,211
Austria	140	15,680

(a) Specified separately from 1984-85 and subject to subsequent adjustment.

GENERAL EXPORTS

(602)

INDIAN MERCHANDISE

No. 11—continued

ARTICLES, AND COUNTRIES OF FINAL DESTINATION; ALSO SHARE OF EACH PROVINCE	QUANTITY					VALUE				
	1980-81	1981-82	1982-83	1983-84	1984-85	1980-81	1981-82	1982-83	1983-84	1984-85
						R	R	R	R	R
Mica (II, B)—continued										
In Splittings—continued	Cwts.	Cwts.	Cwts.	Cwts.	Cwts.					
Japan	2,440	3,158	3,372	3,230	5,298	61,087	67,989	84,067	1,15,937	1,94,728
United States of America— Vid Atlantic Coast	19,135	12,001	6,258	21,368	41,094	15,54,888	6,29,374	2,39,037	5,07,706	8,74,291
Other Foreign Countries	29	2,508
TOTAL FOREIGN COUNTRIES	24,519	25,498	17,612	33,009	61,194	28,16,742	12,42,048	6,36,265	10,36,695	18,13,921
Share of Bengal	84,308	40,660	27,337	43,574	75,461	38,31,195	22,38,562	12,45,730	16,43,418	24,39,841
" Bombay	690	3	504	66,080	620	24,521
" Madras	6,911	5,017	4,399	5,898	5,321	4,66,186	3,46,466	2,77,856	2,82,210	2,85,866
TOTAL	61,804	45,680	32,277	49,172	81,286	43,63,401	25,85,638	15,23,598	19,30,628	27,70,378
TOTAL MICA—	Cwts.	Cwts.	Cwts.	Cwts.	Cwts.					
United Kingdom (including Channel Islands)	24,273	24,262	19,429	24,454	31,628	24,68,058	21,55,196	18,07,054	24,37,794	35,02,466
Canada— Vid Atlantic Coast	470	717	202	315	235	66,689	1,18,544	20,087	34,739	27,29
Commonwealth of Australia	355	406	441	27	21	19,361	1,400	11,237	4,895	4,396
Other British Possessions	2	1	10	1,050	154	859	..	2,000
TOTAL BRITISH EMPIRE	25,600	25,386	19,072	24,796	31,944	25,81,058	22,70,294	18,48,237	24,77,428	35,35,976
Sweden	50	40	20	45	45	7,050	1,125	3,300	5,420	2,500
Germany	5,618	3,957	5,998	6,159	10,206	3,68,132	1,92,789	2,67,194	2,55,322	6,41,316
Netherlands	389	341	592	299	1,095	32,498	12,644	16,228	8,613	1,91,717
Belgium	1,215	1,038	537	831	1,614	69,055	62,496	50,606	62,782	81,711
France	5,695	2,647	1,018	1,071	2,223	2,34,642	72,979	97,217	96,596	1,97,339
Italy (including Fiume)	1,410	2,704	1,051	1,723	4,335	1,89,437	3,27,337	1,42,947	1,60,340	4,11,397
Austria	140	15,680
Japan	3,160	4,053	4,268	4,104	6,537	2,26,925	2,05,673	2,34,430	2,56,959	2,83,271
United States of America— Vid Atlantic Coast	20,777	13,112	7,881	26,630	46,495	19,46,312	7,69,926	4,39,634	10,48,530	15,48,613
Other Foreign Countries	8	..	29	5	13	2,522	..	2,508	1,606	2,633
TOTAL FOREIGN COUNTRIES	28,468	27,982	21,394	40,922	72,558	31,77,353	16,65,529	13,04,164	19,96,236	34,70,608
Share of Bengal	62,366	46,108	24,354	55,697	93,711	65,97,396	31,76,731	26,03,466	35,56,362	61,07,133
" Bombay	618	15	516	67,395	2,220	24,544
" Madras	11,034	7,246	6,112	10,021	10,276	10,93,820	7,56,372	5,43,936	9,14,852	7,72,799
TOTAL	74,068	59,368	40,466	65,718	104,502	67,58,911	39,35,223	31,32,401	44,73,714	69,04,979
Monsite (II, B)—	Tons	Tons	Tons	Tons	Tons					
..
Oils—	Gals.	Gals.	Gals.	Gals.	Gals.					
Animal (II, C)—										
TOTAL BRITISH EMPIRE	841	512	184	5,992	2,368	2,230	1,270	225	3,245	1,868
TOTAL FOREIGN COUNTRIES	37	24	..	50	38	..
Share of Bombay	46	43	..	33	15	325	30	..	71	39
" Sind	37	24	..	30	33	..
" Madras	798	464	134	5,960	2,343	2,005	1,139	225	3,175	1,838
TOTAL	878	512	184	6,016	2,383	2,280	1,270	225	3,284	1,868

No. 11—continued

ARTICLES, AND COUNTRIES OF FINAL DESTINATION; ALSO SHARE OF EACH PROVINCE	QUANTITY					VALUE				
	1930-31	1931-32	1932-33	1933-34	1934-35	1930-31	1931-32	1932-33	1933-34	1934-35
Oils—continued										
<i>Essential—</i>										
LEMONGRASS OIL (II. G)—										
United Kingdom (including Channel Islands)	4,986	11,118	10,564	14,076	16,490	68,181	1,06,798	98,098	2,01,528	2,28,058
Ceylon (excluding Maldives).	1,860	1,117	3,801	748	1,121	26,600	11,068	82,939	7,344	16,236
Canada— Via Atlantic Coast	224	200	2,749	3,200	1,775	41,419
Other British Possessions	257	150	..	3,600	1,925	..
TOTAL BRITISH EMPIRE.	7,327	12,435	18,865	14,973	19,860	98,881	1,20,541	1,31,977	2,10,702	2,86,708
Germany	5,069	4,997	3,088	3,159	14,788	69,658	46,827	80,191	42,583	77,494
Netherlands	571	3,542	2,611	620	2,948	7,800	39,728	25,704	9,882	46,172
Belgium	534	36	580	62	252	7,306	860	5,800	612	3,915
France	12,576	10,997	2,772	5,280	10,570	1,72,984	1,00,315	26,996	65,864	1,63,154
Spain	136	..	582	1,360	..	10,873
Italy (including Erome) .	702	1,657	1,747	1,608	3,078	9,500	16,212	16,952	22,628	48,595
Japan	786	2,726	1,573	249	2,173	9,553	21,855	15,484	2,448	31,305
United States of America— Via Atlantic Coast	11,793	14,880	16,726	19,329	33,804	1,58,960	1,36,337	1,63,382	2,73,732	5,06,823
Other Foreign Countries	136	245	1,360	3,880
TOTAL FOREIGN COUNTRIES.	32,031	38,235	29,238	36,443	58,430	4,80,753	3,60,034	3,86,809	4,19,127	8,91,777
<i>Share of Madras</i>	<i>39,358</i>	<i>50,570</i>	<i>43,098</i>	<i>45,416</i>	<i>77,790</i>	<i>5,27,135</i>	<i>4,80,575</i>	<i>4,17,746</i>	<i>6,29,919</i>	<i>11,77,485</i>
SANDALWOOD OIL (II. G)—										
United Kingdom (including Channel Islands)	1,084	4,542	3,046	5,236	5,222	1,69,806	7,00,747	3,53,266	6,21,973	5,67,230
Straits Settlements	32	..	321	4,050	..	39,862
Hongkong	67	139	..	83	83	1,500	15,710	..	750	2,250
Anglo-Egyptian Sudan	387	193	312	334	505	41,130	26,470	33,629	20,370	35,588
Other British Possessions . .	26	25	167	41	35	3,610	3,793	1,500	5,968	2,084
TOTAL BRITISH EMPIRE .	1,564	4,899	3,557	5,694	6,106	2,14,446	7,46,720	3,92,455	6,56,061	6,40,964
Germany	417	500	..	50	4	64,926	60,363	..	5,938	600
France	4,516	2,622	56	6,88,701	4,01,221	6,225
Siam	224	18	..	14,000	1,350
China (exclusive of Hong- kong and Macao)	80	56	93	295	..	11,370	6,625	12,502	29,950
Japan	2,043	4,235	2,609	2,294	2,644	3,02,440	5,46,251	3,44,853	3,43,937	2,77,976
Egypt	11	..	42	61	56	1,400	..	3,250	6,990	6,400
United States of America— Via Atlantic Coast	170	92	137	15,500	11,250	14,510
Other Foreign Countries . . .	3	27	8	400	3,770	226
TOTAL FOREIGN COUNTRIES.	7,160	7,780	2,716	2,498	3,210	10,68,367	10,08,125	3,54,928	2,89,415	3,37,011
<i>Share of Bengal</i>	<i>..</i>	<i>9</i>	<i>3</i>	<i>..</i>	<i>..</i>	<i>..</i>	<i>1,080</i>	<i>230</i>	<i>..</i>	<i>..</i>
<i>Bombay</i>	<i>8,247</i>	<i>11,091</i>	<i>6,232</i>	<i>7,144</i>	<i>6,193</i>	<i>12,35,523</i>	<i>16,74,014</i>	<i>7,43,103</i>	<i>7,98,073</i>	<i>6,28,860</i>
<i>Madras</i>	<i>477</i>	<i>1,579</i>	<i>32</i>	<i>1,043</i>	<i>3,133</i>	<i>47,630</i>	<i>1,29,151</i>	<i>4,080</i>	<i>1,26,401</i>	<i>3,39,325</i>
TOTAL.	8,724	12,679	6,267	8,192	9,376	12,83,213	18,14,845	7,47,393	9,24,476	9,77,975
GINGER GRASS OIL (II. G)—										
United Kingdom (including Channel Islands)	183	220	73	85	..	7,500	10,500	2,000	2,300	..
Anglo-Egyptian Sudan	44	600	..
TOTAL BRITISH EMPIRE .	183	220	73	129	..	7,500	10,500	2,000	3,400	..
TOTAL FOREIGN COUNTRIES.	36	102	28	..	50	975	3,302	750	..	1,500

GENERAL EXPORTS

(604)

INDIAN MERCHANDISE

No. 11—continued

ARTICLES, AND COUNTRIES OF FINAL DESTINATION; ALSO SHARE OF EACH PROVINCE	QUANTITY					VALUE				
	1930-31	1931-32	1932-33	1933-34	1934-35	1930-31	1931-32	1932-33	1933-34	1934-35
Oils—continued										
Essential—continued	Gals.	Gals.	Gals.	Gals.	Gals.	Rs.	Rs.	Rs.	Rs.	Rs.
GINGER GRASS OIL (II. G)—contd.										
Share of Bombay	219	329	101	129	..	8,475	14,302	2,750	3,400	..
“ Madras	50	1,500
TOTAL	219	325	101	129	50	8,475	14,302	2,750	3,400	1,500
PALMA ROSA OIL (II. G)—	Gals.	Gals.	Gals.	Gals.	Gals.					
United Kingdom (including Channel Islands)	295	831	917	657	745	14,950	37,781	42,650	28,400	24,525
Aden and Dependencies	..	343	38	..	9,500	900
Hongkong	305	88	107	339	..	3,500	300	6,000	6,000	..
Anglo-Egyptian Sudan	5,319	3,268	4,428	4,677	5,725	1,92,750	1,06,050	1,27,550	1,18,636	1,42,636
TOTAL BRITISH EMPIRE	5,919	4,520	5,512	5,667	6,503	2,10,800	1,53,931	1,76,200	1,48,036	1,68,061
Germany	1,047	1,179	912	1,165	1,470	39,809	44,062	35,875	46,212	45,240
Netherlands	264	..	56	56	62	8,875	..	2,500	2,400	2,250
France	279	195	307	195	502	10,250	7,999	13,150	9,250	17,312
Italy (including Fiume)	140	56	83	112	129	5,281	2,000	3,250	3,562	3,800
Japan	23	..	42	..	296	937	..	1,500	..	8,587
Egypt	150	102	65	239	155	3,200	3,250	2,280	6,811	3,650
United States of America— Via Atlantic Coast	732	532	392	746	376	30,937	24,500	15,800	28,200	25,123
Other Foreign Countries	22	..	4	154	52	600	..	250	5,377	1,191
TOTAL FOREIGN COUNTRIES.	2,662	3,064	1,861	2,667	3,542	99,889	82,411	74,105	1,00,912	1,07,572
Share of Bombay	3,581	6,584	7,373	8,334	10,045	3,10,639	3,26,343	2,50,305	2,48,948	2,75,633
THYMOL OIL (II. G.)	Gals.	Gals.	Gals.	Gals.	Gals.					
..
CITRONELLA OIL (II. G)—	Gals.	Gals.	Gals.	Gals.	Gals.					
TOTAL BRITISH EMPIRE	8	..	50	96	..	562
Share of Madras	8	96
“ Burma	50	562
TOTAL	8	..	50	96	..	562
CINNAMON OIL (II. G)—	Gals.	Gals.	Gals.	Gals.	Gals.					
TOTAL FOREIGN COUNTRIES.	..	2	..	80	56	..	1,400	..
Share of Bombay	80	1,400	..
“ Sind	..	2	56
TOTAL	..	2	..	80	56	..	1,400	..
OTHER SORTS (II. G)—	Gals.	Gals.	Gals.	Gals.	Gals.					
Anglo-Egyptian Sudan	1,858	1,515	1,249	1,353	1,397	40,150	25,250	28,750	23,275	25,445
Other British Possessions	221	294	267	162	112	3,463	4,281	2,442	2,331	2,770
TOTAL BRITISH EMPIRE.	2,079	1,809	1,516	1,515	1,509	43,613	29,531	31,192	25,606	28,215

No. 1—continued

ARTICLES, AND COUNTRIES OF FINAL DESTINATION : ALSO SHARE OF EACH PROVINCE	QUANTITY					VALUE				
	1930-31	1931-32	1932-33	1933-34	1934-35	1930-31	1931-32	1932-33	1933-34	1934-35
<i>Oils—continued</i>						R	R	R	R	R
<i>Essential—continued</i>										
<i>Other sorts (II, G)—continued</i>	Gals.	Gals.	Gals.	Gals.	Gals.					
TOTAL FOREIGN COUNTRIES	247	55	153	283	126	5,920	1,030	3,600	6,215	3,500
<i>Share of Bengal</i>	13	12	5	68	60	1,045
<i>„ Bombay</i>	2,367	1,797	1,650	1,774	1,635	47,325	39,965	33,690	31,850	31,716
<i>„ Sind</i>
<i>„ Madras</i>	47	18	14	4	..	2,140	315	147	21	..
<i>„ Burma</i>	..	37	221
TOTAL	2,326	1,864	1,689	1,778	1,635	49,533	30,561	34,882	31,871	31,716
<i>Total Essential Oils—</i>	Gals.	Gals.	Gals.	Gals.	Gals.					
United Kingdom (including Channel Islands)	6,549	16,711	14,652	20,066	21,541	2,54,342	8,55,823	4,97,466	8,54,896	8,22,058
Aden and Dependencies	19	243	..	22	33	300	9,300	..	300	900
Ceylon (excluding Maldives)	1,894	1,166	8,324	752	1,143	27,006	12,180	33,136	7,393	16,480
Straits Settlements	12	12	32	..	321	68	60	4,030	..	33,882
Hongkong	372	389	334	416	83	5,000	17,810	7,500	6,730	2,250
Anglo-Egyptian Sudan	7,564	4,971	5,939	6,408	7,637	2,74,030	1,57,770	1,89,929	1,63,881	2,04,619
Canada— Via Atlantic Coast	224	200	2,749	8,200	1,775	41,419
Other British Possessions	446	103	242	314	41	9,200	6,243	2,176	9,725	2,380
TOTAL BRITISH EMPIRE	17,030	23,835	24,573	27,973	33,533	5,73,236	10,61,473	7,34,286	10,42,945	11,22,946
Germany	6,533	6,590	4,000	4,374	6,257	1,74,393	1,71,352	66,066	94,731	1,23,443
Netherlands	849	3,556	2,667	676	3,005	17,050	40,323	23,204	12,232	49,422
Belgium	534	48	530	62	252	7,300	1,800	5,900	612	3,915
France	17,401	13,902	3,030	5,475	11,123	8,68,019	5,12,663	41,103	75,234	1,30,891
Spain	136	..	532	1,360	..	10,378
Italy (including Finme)	342	1,713	1,330	1,720	3,207	14,731	17,312	20,202	20,138	52,395
Siam	..	224	18	..	14,000	1,350
China (exclusive of Hongkong and Macao)	..	80	56	93	205	..	11,270	6,625	12,502	20,950
Japan	2,857	6,961	4,224	2,641	5,113	3,12,930	5,08,106	3,61,317	2,50,112	2,18,023
Egypt	230	135	247	516	332	6,760	3,775	8,155	17,726	18,600
United States of America— Via Atlantic Coast	12,731	15,004	17,146	20,155	34,367	2,01,372	1,73,037	1,79,432	3,03,332	5,47,968
„ Pacific	3	120
Other Foreign Countries	100	23	19	239	302	2,300	2,310	575	4,350	5,135
TOTAL FOREIGN COUNTRIES	42,136	49,236	33,935	35,951	66,353	16,05,908	15,15,203	7,19,342	7,97,069	13,41,360
<i>Share of Bengal</i>	12	21	3	63	1,740	1,255
<i>„ Bombay</i>	19,314	19,794	15,356	17,461	17,373	16,03,672	19,54,623	19,29,343	19,83,673	9,46,993
<i>„ Sind</i>	..	3	56
<i>„ Madras</i>	39,390	52,207	43,144	46,463	31,023	5,77,909	6,20,041	4,21,953	7,56,341	15,13,310
<i>„ Burma</i>	..	37	50	221	562
TOTAL	59,216	72,131	58,558	63,929	93,806	21,79,142	25,76,631	14,53,623	18,40,914	24,64,303
<i>Mineral—</i>										
Dangerous petroleum flashing below 70° F. including petrol, benzine and benzol (II, G)—	Gals.	Gals.	Gals.	Gals.	Gals.					
TOTAL BRITISH EMPIRE	..	256	42	26	74	..	280	57	89	102
TOTAL FOREIGN COUNTRIES	92	46	..	36	4	115	60	..	47	5

GENERAL EXPORTS

INDIAN MERCHANDISE

(606)

No. 11—continued

ARTICLES, AND COUNTRIES OF FINAL DESTINATION; ALSO SHARE OF EACH PROVINCE	QUANTITY					VALUE				
	1980-81	1981-82	1982-83	1983-84	1984-85	1980-81	1981-82	1982-83	1983-84	1984-85
Oils—continued										
Mineral—continued										
Dangerous petroleum flashing below 70° F (including petrol, benzine and benzol (H.G.)—continued.										
Share of Bengal	38	60
.. Bombay	63	39
.. Sind	..	138	..	3	4	..	217	..	16	8
.. Burma	92	164	4	54	12	715	132	7	62	18
TOTAL	92	302	42	63	78	115	349	67	77	107
Kerosene (H. G.)—										
TOTAL BRITISH EMPIRE	..	280	170	292	64	..	212	126	236	47
TOTAL FOREIGN COUNTRIES	..	128	98	124	4	..	86	78	86	2
Share of Bombay	38	63	73	44	..
.. Sind	16	..	4	9	..	1
.. Madras	..	216	..	256	3	..	167	..	209	3
.. Burma	..	192	154	92	56	..	31	117	67	39
TOTAL	..	408	258	416	68	..	248	204	320	49
Other kinds (H. G.)—										
United Kingdom (including Channel Islands)	396	1,471	1,123	4,704	1,698	1,119	4,312	2,700	9,234	3,800
Ceylon (excluding Maldives)	9,882	4	2,034	14,409	7,066	23,198	17	3,023	17,868	10,192
Straits Settlements	61,578	85,650	62,988	54,504	47,283	65,092	83,904	71,124	62,533	55,362
Federated Malay States	380	2,560	14,866	4,400	..	370	10,389	17,401	5,036	..
Other British Possessions	120	232	230	240	1,024	140	576	386	270	936
TOTAL BRITISH EMPIRE	72,301	96,917	81,841	78,257	57,669	89,019	99,197	94,878	95,081	69,170
Iran	16	5,242	15	6,906
Other Foreign Countries	1,357	1,701	1,008	298	627	2,994	1,358	2,740	3,320	359
TOTAL FOREIGN COUNTRIES	1,373	1,701	1,008	298	5,869	3,009	1,358	2,740	3,320	7,265
Share of Bengal	1,336	1,344	1,092	1,048	1,408	5,298	5,638	5,851	5,580	3,916
.. Bombay	78	48	5,801	150	43	7,604
.. Sind	..	5	360	510	10	186	1,733	..
.. Madras	..	6	184	3,356	128	..	27	240	5,332	388
.. Burma	79,273	96,763	81,218	73,538	86,205	37,180	94,332	91,341	85,664	66,427
TOTAL	78,674	98,618	82,844	78,550	68,538	92,928	1,00,555	97,618	98,351	76,436
Petrol shipped in aircrafts for consumption during the outward journey (a) *—										
Share of Sind	26,466	59,543
.. Burma	14,412	30,896
TOTAL	40,878	90,444
Oil, Fuel shipped for the use of steamers, etc., engaged in the foreign trade (b)†—										
Share of Burma	84
Vegetable, non-essential—										
Castor (H. G.)—										
United Kingdom (including Channel Islands)	309,174	685,376	706,976	752,876	612,381	6,30,687	10,08,859	12,17,402	10,17,323	9,38,037
Ceylon (excluding Maldives)	21,550	18,144	23,416	27,222	18,223	40,506	24,290	23,897	25,148	17,015
Straits Settlements	11,155	8,090	8,067	9,654	9,178	22,849	18,400	12,801	10,629	10,863
Union of South Africa	31,050	25,426	26,625	43,295	36,577	51,810	38,825	37,449	47,622	42,246
Mauritius and Dependencies	16,893	19,969	18,865	27,339	32,181	28,761	27,157	17,598	31,895	21,384
Canada— Via Atlantic Coast.	..	6,085	24,856	58,444	20,353	..	10,700	48,760	83,912	28,305

* Petrol shipped in aircrafts, is not exports in the ordinary acceptation of the term and the value thereof is, accordingly, not included in these accounts.
 (a) Separately recorded from 1933-34.
 (b) Oil, fuel, shipped for the use of steamers, etc., is not exports in the ordinary acceptation of the term and the value thereof is, accordingly, not included in these accounts.
 † Separately recorded from 1931-32.

No. 11—continued

ARTICLES, AND COUNTRIES OF FINAL DESTINATION; ALSO SHARE OF EACH PROVINCE	QUANTITY					VALUE				
	1930-31	1931-32	1932-33	1933-34	1934-35	1930-31	1931-32	1932-33	1933-34	1934-35
Oils—continued										
<i>Vegetable, non-essential— continued</i>										
<i>Castor (L. G.)—continued</i>										
Commonwealth of Australia . . .	18,211	8,855	8,244	10,845	13,085	21,119	10,078	9,688	10,309	13,461
New Zealand	30,088	22,065	34,555	30,000	30,848	82,094	29,471	43,286	34,070	30,310
Other British Possessions . . .	2,046	2,180	1,458	1,658	2,026	3,787	3,171	3,173	3,017	3,640
TOTAL BRITISH EMPIRE	48,345	33,100	44,257	42,503	45,959	107,000	42,720	56,147	47,396	47,411
Finland	8,400	12,040
Sweden	5,424	2,490	12,420	27,304	..	9,578	4,276	16,857	37,704
Norway	6,536	8,680
Denmark	1,120	12,820	21,856	16,691	21,876	1,074	17,299	30,085	17,880	24,180
Germany	14,081	181,189	158,520	240,452	300,804	31,542	1,77,552	2,28,567	3,80,456	4,00,170
Netherlands	8,600	1,680	6,000	52,849	51,040	9,000	2,400	9,800	70,502	67,887
Belgium	19,475	23,076	15,589	22,572	38,148	47,925	38,752	24,782	37,060	60,530
Italy (including Riums)	11,676	..	19,920	27,312	..	16,499	..	32,550	44,241
Roumania	860	..	3,648	1,400	..	6,000
United States of America— Via Atlantic Coast	6,738	3,600	11,300	5,950	..
Other Foreign Countries	3,190	537	4,642	9,056	2,209	4,589	884	7,413	13,087	3,340
TOTAL FOREIGN COUNTRIES	41,475	185,902	216,746	378,460	447,387	94,980	2,63,004	3,17,568	5,50,321	6,64,797
<i>Share of Bengal</i>	<i>112,377</i>	<i>149,802</i>	<i>148,076</i>	<i>143,303</i>	<i>132,434</i>	<i>1,02,184</i>	<i>1,03,044</i>	<i>2,17,352</i>	<i>1,69,467</i>	<i>1,40,315</i>
" <i>Bombay</i>	<i>222,302</i>	<i>663,267</i>	<i>606,642</i>	<i>620,669</i>	<i>901,443</i>	<i>5,05,354</i>	<i>10,65,760</i>	<i>11,12,620</i>	<i>14,37,430</i>	<i>14,41,656</i>
" <i>Sind</i>	737	1,332	9	284	2,036	24	..
" <i>Madras</i>	<i>141,463</i>	<i>168,886</i>	<i>282,683</i>	<i>255,392</i>	<i>177,954</i>	<i>2,42,455</i>	<i>2,50,167</i>	<i>3,99,096</i>	<i>2,18,320</i>	<i>1,84,900</i>
" <i>Burma</i>	303	1,194
TOTAL	476,642	982,092	1,124,618	1,334,778	1,213,089	94,980	15,09,855	17,35,506	18,23,251	17,68,065
Coconut (L. G.)—										
United Kingdom (including Channel Islands)	18,146	11,407	13,040	12,476	15,691	27,634	18,218	17,897	17,190	14,086
Ceylon (excluding Maldives). . .	624	911	313	180	..	3,835	5,644	1,745	180	..
Other British Possessions . . .	1,902	1,472	706	1,821	116	5,167	2,601	2,618	2,432	192
TOTAL BRITISH EMPIRE	15,672	13,790	14,059	14,477	15,807	36,636	26,463	21,260	19,802	14,278
Netherlands	20,624	18,414	3,660	3,614	3,876	41,464	20,222	4,775	4,145	6,680
Mascat Territory and Trucial Oman	3,960	1,423	4,015	2,572	4,819	6,861	2,868	7,191	3,564	5,304
Other Native States in Arabia	2,682	2,824	4,222	5,098	3,644	9,418	3,108	9,856	6,826	6,924
United States of America— Via Atlantic Coast	9	2,412	..	2,412	..	56	6,025	..	2,710	..
Other Foreign Countries	7,848	2,251	4,313	3,913	6,481	15,561	3,667	6,966	4,338	6,784
TOTAL FOREIGN COUNTRIES	35,078	22,324	16,210	17,634	23,320	73,360	30,950	28,788	33,564	25,692
<i>Share of Bengal</i>	179	446	18	213	516	12
" <i>Bombay</i>	<i>4,308</i>	<i>3,340</i>	<i>5,963</i>	<i>4,092</i>	<i>5,253</i>	<i>16,041</i>	<i>10,705</i>	<i>14,727</i>	<i>8,931</i>	<i>9,106</i>
" <i>Sind</i>	<i>3,213</i>	<i>1,504</i>	<i>3,364</i>	<i>3,582</i>	<i>4,443</i>	<i>6,953</i>	<i>2,302</i>	<i>6,102</i>	<i>4,352</i>	<i>5,554</i>
" <i>Madras</i>	<i>42,710</i>	<i>30,330</i>	<i>19,772</i>	<i>23,491</i>	<i>20,403</i>	<i>36,922</i>	<i>62,325</i>	<i>29,606</i>	<i>29,638</i>	<i>25,288</i>
" <i>Burma</i>	32	54
TOTAL	50,750	36,174	29,278	31,611	36,127	1,00,986	66,413	50,548	43,886	39,970

GENERAL EXPORTS

INDIAN MERCHANDISE

(608)

No. 11—continued

ARTICLES, AND COUNTRIES OF FINAL DESTINATION; ALSO SHARE OF EACH PROVINCE	QUANTITY					VALUE				
	1930-31	1931-32	1932-33	1933-34	1934-35	1930-31	1931-32	1932-33	1933-34	1934-35
Oils—continued										
<i>Vegetable, non-essential—continued</i>	Gals.	Gals.	Gals.	Gals.	Gals.	₹	₹	₹	₹	₹
Ootton seed (H. G.)—										
United Kingdom (including Channel Islands)	..	24,877	..	853,809	112,887	..	27,988	..	8,57,851	1,10,000
Other British Possessions	45	..	172	553	..	90	..	860	608	..
TOTAL BRITISH EMPIRE	45	24,877	172	854,421	112,887	90	27,988	860	8,58,459	1,10,000
Netherlands	11,200	11,978	..
Egypt	9,956	8,711
Other Foreign Countries	16	3,156	89	26	3,081	78
TOTAL FOREIGN COUNTRIES	16	14,356	10,045	26	14,999	8,788
Share of Bengal	30	40	79	100	..
" Bombay	12	24	15	60	..
" Burma	61	24,877	130	363,713	122,932	116	27,988	266	3,78,458	1,27,418
TOTAL	61	24,877	172	368,777	122,932	116	27,988	860	3,78,458	1,27,418
Groundnut (H. G.)—	Gals.	Gals.	Gals.	Gals.	Gals.					
United Kingdom (including Channel Islands)	9,807	280,112	663,954	507,133	69,412	10,649	3,72,631	10,43,927	6,24,750	94,725
Aden and Dependencies	9,132	7,560	3,718	7,342	10,732	24,517	22,510	10,365	14,719	23,340
Palestine	5,724	1,200	6,682	1,000
Ceylon (excluding Maldives)	18,404	10,129	4,786	16,531	18,695	24,585	9,656	4,821	10,487	11,551
Straits Settlements	1,848	11,967	2,029	43,114	5,952	2,931	22,027	2,578	58,154	7,503
Federated Malay States	32,454	19,520	33,843	15,270
Mauritius and Dependencies	99,481	42,400	53,154	33,714	78,219	1,07,689	88,059	91,081	62,993	1,09,304
Canada— via Atlantic Coast	2,520	6,000
Other British Possessions	1,815	2,332	1,452	1,374	2,046	3,706	4,538	1,187	2,282	2,566
TOTAL BRITISH EMPIRE	140,687	354,600	731,018	647,886	219,776	2,04,077	5,19,471	11,59,909	8,18,901	2,62,321
Germany	3	25,008	53,228	4,080	..	15	35,188	74,950	5,500	..
Netherlands	..	38,820	60,527	6,000	50,901	68,650	7,500	..
Belgium	2,852	18,816	34,122	24	..	2,852	25,650	51,800	20	..
Italy (including Fiume)	14,400	19,000
Syria	544	..	5,256	700	..	5,854
Mascat Territory and Trucial Oman	2,048	3,568	3,870	6,800	1,024	4,652	4,857	4,830	6,334	1,633
Other Native States in Arabia	7,687	7,950	2,544	4,568	1,930	18,790	22,485	6,770	9,770	3,070
Siam	18,388	23,044
Egypt	9,816	36,948	20,592	12,500	39,013	23,000
French Somaliland	12,640	4,962	3,111	1,956	5,318	35,020	12,220	8,850	5,055	9,944
Other Foreign Countries	371	915	125	7,834	5,988	1,131	1,230	310	10,312	7,330
TOTAL FOREIGN COUNTRIES	25,101	100,093	186,270	68,208	55,106	61,970	1,52,481	2,72,404	83,104	70,029
Share of Bengal	1,307	1,210	43	2,133	6,025	2,903	2,609	90	2,365	3,310
" Bombay	143,963	443,354	307,635	649,043	241,663	2,96,211	6,56,093	14,21,233	8,28,644	3,02,334
" Sind	199	535	..	2,800	121	143	575	..	2,367	172
" Madras	20,167	10,466	8,678	32,513	20,435	26,760	10,339	10,375	18,118	18,468
" Burma	12	128	882	39,605	6,698	21	266	550	50,617	7,417
TOTAL	165,693	454,693	917,238	716,094	274,322	3,26,047	6,71,052	14,32,313	9,02,005	3,33,350
Miscellaneous (H. G.)—	Gals.	Gals.	Gals.	Gals.	Gals.					
Ceylon (excluding Maldives)	1,508	2,458	1,980	5,564	10,243	3,605	4,706	3,278	9,012	16,529
Straits Settlements	28,681	12,828	17,021	19,449	28,405	78,837	22,775	31,707	31,463	44,083
Federated Malay States	941	978	1,772	2,971	2,274	2,604	1,805	3,098	5,068	3,931
Hongkong	660	552	..	9,317	8,342	1,847	1,156	..	18,907	12,423
Union of South Africa	10,615	..	24	69	..	30,373	..	48	119	..
Mauritius and Dependencies	4,216	1,080	500	2,016	4,962	12,800	2,047	862	2,769	7,363

No. 11—continued

ARTICLES, AND COUNTRIES OF FINAL DESTINATION; ALSO SHARE OF EACH PROVINCE	QUANTITY					VALUE				
	1980-81	1981-82	1982-83	1983-84	1984-85	1980-81	1981-82	1982-83	1983-84	1984-85
Oils—continued						R	R	R	R	R
<i>Vegetable, non-essential— continued</i>										
<i>Linseed (H. G)—continued</i>	Gals.	Gals.	Gals.	Gals.	Gals.					
New Zealand	1,025	5,600
Other British Possessions	1,557	572	640	324	535	4,095	1,300	1,009	600	1,105
TOTAL BRITISH EMPIRE	48,078	18,438	22,787	39,710	55,786	1,35,202	38,739	39,995	62,985	91,044
Slam	3,250	2,118	3,721	2,892	4,168	10,087	2,687	5,375	4,481	6,600
Philippines	21,170	16,190	16,432	23,800	3,000	44,953	24,023	22,963	41,637	5,200
Other Foreign Countries	4,425	1,263	1,169	700	708	10,157	2,332	2,233	1,320	1,220
TOTAL FOREIGN COUNTRIES	28,845	19,576	21,322	27,392	7,896	65,147	29,047	30,570	47,438	12,020
<i>Share of Bengal</i>	74,002	37,339	42,897	64,942	60,958	1,91,557	61,126	67,948	1,05,991	98,664
" Bombay	2,905	670	1,197	2,160	2,719	8,730	1,710	2,487	4,453	6,389
" Sind	5	10
" Madras	16	..	10	72	..	130
" Burma	5	11
TOTAL	76,923	38,009	44,109	67,102	68,882	2,00,349	62,836	70,565	1,10,374	1,04,664
<i>Mustard or rape (H. G)—</i>	Gals.	Gals.	Gals.	Gals.	Gals.					
United Kingdom (including Channel Islands)	3,712	4,095	33,695	16,210	16,920	11,933	12,345	53,029	22,955	21,113
Straits Settlements	3,563	6,698	5,933	9,417	6,273	23,842	12,176	12,402	12,459	8,477
Union of South Africa	13,308	15,480	3,515	3,030	11,073	40,054	25,900	15,010	9,189	15,510
Mauritius and Dependencies	111,423	165,284	93,240	161,806	190,101	2,30,525	2,60,308	1,20,057	1,81,054	2,00,459
British West India Islands (excluding Bahamas)	6,120	5,324	3,884	6,075	1,171	15,958	9,973	5,845	7,737	1,635
British Guiana	5,006	4,363	5,113	4,090	6,749	11,840	3,368	3,404	5,234	3,532
Commonwealth of Australia	2,400	509	4,890	..	11,500	6,153	825	11,000	..	10,125
Fiji Islands	43,112	40,436	62,700	50,557	43,613	96,071	84,333	1,00,009	59,637	55,744
Other British Possessions	4,568	4,332	4,427	3,106	3,269	12,237	9,539	7,611	5,023	6,094
TOTAL BRITISH EMPIRE	203,217	247,021	222,512	259,321	291,279	4,43,633	4,24,375	3,42,517	3,03,333	3,39,739
TOTAL FOREIGN COUNTRIES	3,602	3,070	3,675	3,612	3,780	9,937	6,797	6,705	5,203	5,604
<i>Share of Bengal</i>	202,493	247,163	193,323	246,394	273,049	4,43,003	4,25,453	2,98,734	2,88,077	3,33,533
" Bombay	3,370	1,270	3,513	1,323	1,270	8,613	2,943	5,609	2,314	2,275
" Sind	914	624	29,346	14,314	15,740	1,329	1,039	44,379	20,345	19,431
" Burma	37	1,034	125	632
TOTAL	206,819	250,091	226,187	262,933	296,059	4,53,670	4,31,172	3,49,222	3,03,636	3,45,343
<i>Sesamum (Hl or Hl) (H. G)—</i>	Gals.	Gals.	Gals.	Gals.	Gals.					
United Kingdom (including Channel Islands)	13	43	18	..	8,630	24	81	60	..	9,234
Aden and Dependencies	36,922	25,742	9,358	22,351	45,056	1,18,462	90,487	27,735	46,167	74,460
Ceylon (excluding Maldives)	3,069	5,011	3,030	10,005	5,227	19,738	9,781	6,505	3,932	3,761
Kenya Colony	419	410	7,143	441	906	1,310	1,315	12,251	1,174	1,472
Mauritius and Dependencies	21,770	14,980	5,002	12,323	17,311	66,031	35,105	3,865	21,405	23,372
Other British Possessions	2,763	2,341	2,325	2,030	4,324	7,151	5,900	6,509	3,723	7,933
TOTAL BRITISH EMPIRE	69,956	49,007	27,231	43,215	82,504	2,03,214	1,42,759	60,535	31,451	1,30,772

GENERAL EXPORTS

(610)

INDIAN MERCHANDISE

No. 11—continued

ARTICLES, AND COUNTRIES OF FINAL DESTINATION; ALSO SHARE OF EACH PROVINCE	QUANTITY					VALUE					1946
	1940-41	1941-42	1942-43	1943-44	1944-45	1940-41	1941-42	1942-43	1943-44	1945	
Oils—continued											
<i>Vegetable, non-essential—continued</i>											
Sesamum (til or jinjill) (II. G) —continued	Gals.	Gals.	Gals.	Gals.	Gals.						
Market Territory and Trucial Oman	49,212	20,854	32,978	44,716	29,906	1,05,440	84,750	53,941	65,465	89.7	
Other Native States in Arabia	10,521	24,527	11,034	7,947	9,979	21,020	50,010	21,929	18,801	15.4	
Somaliland (French)	4,110	180	..	1,020	1,156	10,585	300	..	2,988	2.4	
Other Foreign Countries	1,818	1,074	2,817	1,603	2,775	3,695	1,897	5,094	2,883	4.1	
TOTAL FOREIGN COUNTRIES	65,661	46,635	47,824	55,836	43,816	1,41,349	87,563	80,964	85,135	61.6	
Share of Bengal	434	478	309	181	171	1,435	627	720	285	0.4	
" Bombay	91,235	60,738	55,947	95,561	98,323	2,53,488	1,60,334	1,10,031	1,19,361	1,14.6	
" Sind	35,493	29,347	15,261	25,902	22,618	69,320	58,554	24,603	37,433	31.3	
" Madras	7,992	5,031	2,944	10,067	4,937	19,450	10,267	6,134	5,968	5.2	
" Burma	403	..	4	400	216	660	..	6	609	0.5	
TOTAL	135,617	95,642	75,055	104,101	126,820	3,44,568	2,30,322	1,41,499	1,06,586	1,01.97	
Other sorts (II. G) — United Kingdom (including Channel Islands)	Gals.	Gals.	Gals.	Gals.	Gals.						
Ceylon (excluding Maldives)	10,158	11,217	11,369	10,713	10,328	17,974	12,611	12,982	9,301	7.9	
Straits Settlements	4,140	2,596	2,623	4,623	2,188	9,658	6,218	5,746	5,562	5.4	
Other British Possessions	1,180	1,230	1,488	1,407	541	4,490	3,909	3,533	7,079	2.6	
TOTAL BRITISH EMPIRE	16,700	16,561	16,737	18,337	18,257	42,286	32,334	30,358	33,893	32.5	
Germany	154	206	721	..	4,121	629	1,423	2,091	..	9.6	
Philippines	840	840	840	1,400	5,548	4.5	
United States of America—V/d Atlantic Coast	9,268	354	9,469	3,137	14,047	16,493	2,070	10,633	7,533	31.0	
" Pacific	240	1,142	
Other Foreign Countries	193	534	570	7,341	1,191	2,349	1,920	2,901	12,374	6.9	
TOTAL FOREIGN COUNTRIES	10,455	1,934	11,000	10,478	20,199	21,376	10,668	16,817	20,212	51.1	
Share of Bengal	2,067	1,558	1,197	1,337	5,924	17,777	19,376	3,321	10,520	36.4	
" Bombay	444	203	472	552	744	310	615	1,132	734	1.1	
" Sind	..	26	25	80	40	
" Madras	24,712	16,709	20,043	27,376	31,738	44,779	29,926	37,677	42,301	45.7	
" Burma	22	295	
TOTAL	27,245	18,495	27,737	29,315	38,456	68,061	48,197	47,170	54,105	61.83	
Total Vegetable, non-essential—	Gals.	Gals.	Gals.	Gals.	Gals.						
United Kingdom (including Channel Islands)	337,164	1,007,892	1,477,961	1,644,721	860,176	6,91,020	15,35,578	23,39,941	20,49,101	12,10.06	
Palestine	5,075	1,368	6,020	1.25	
Aden and Dependencies	46,721	33,746	13,346	30,271	56,504	1,45,633	1,14,472	38,930	61,037	97.06	
Ceylon (excluding Maldives)	61,729	43,393	45,933	71,302	63,555	1,13,438	67,397	60,134	64,777	63.01	
Straits Settlements	58,005	44,127	37,603	37,666	54,181	1,42,415	81,037	67,534	1,23,689	79.01	
Federated Malay States	3,837	4,414	4,542	37,197	18,076	9,515	6,833	6,946	46,367	29.04	
Hongkong	1,526	1,703	1,029	10,095	9,801	4,229	3,603	2,014	15,141	13.93	
Union of South Africa	60,832	42,218	35,576	52,976	48,118	1,25,086	62,888	53,544	61,791	59.09	
Kenya Colony	2,007	1,801	3,192	1,186	2,590	6,454	4,357	14,563	2,304	4.4	
Mauritius and Dependencies	253,788	244,050	165,841	237,746	312,724	5,25,800	4,15,003	2,47,056	3,01,072	3,73.4	
Canada—V/d Atlantic Coast	6	6,035	27,176	53,534	20,333	20	10,700	49,760	35,033	23.3	
" Pacific	
British West India Islands (excluding Bahamas)	6,333	5,324	4,100	6,291	1,195	16,215	9,973	6,211	8,054	1.6	
British Guiana	5,006	4,363	5,113	4,090	6,749	11,840	8,303	8,464	5,234	8.6	

No. 11—continued

ARTICLES, AND COUNTRIES OF FINAL DESTINATION; ALSO SHARE OF EACH PROVINCE	QUANTITY					VALUE				
	1930-31	1931-32	1932-33	1933-34	1934-35	1930-31	1931-32	1932-33	1933-34	1934-35
Oil—continued										
Total Vegetable, non-essential—continued	Gals.	Gals.	Gals.	Gals.	Gals.	Rs.	Rs.	Rs.	Rs.	Rs.
Commonwealth of Australia	15,700	9,445	13,169	10,918	25,485	27,422	12,245	20,858	10,719	29,586
New Zealand	80,090	22,085	84,555	80,024	31,873	52,104	29,501	48,286	34,100	34,916
Fiji Islands	45,870	41,248	64,148	51,426	44,302	1,02,652	85,542	1,02,639	60,740	57,501
Other British Possessions	3,050	3,145	3,058	3,262	4,948	6,221	5,678	5,442	5,082	8,705
TOTAL BRITISH EMPIRE	929,467	1,520,539	1,911,397	2,338,680	1,561,998	19,81,140	24,53,925	30,72,372	29,41,710	20,92,794
Finland	3,400	12,040
Sweden	1,220	5,424	3,496	13,164	27,544	3,731	9,578	4,273	17,725	38,004
Norway	5,536	8,080
Denmark	1,120	12,820	21,856	16,691	21,876	1,974	17,299	30,635	17,830	24,139
Germany	15,492	156,493	213,965	248,383	264,997	34,332	2,14,230	3,06,405	3,70,637	4,09,844
Netherlands	24,224	53,998	70,271	73,893	59,416	50,464	74,423	1,03,925	1,00,215	74,567
Belgium	24,046	43,272	50,417	26,503	41,738	54,147	66,372	77,112	41,680	64,091
Italy (including Fiume)	..	11,070	..	19,920	43,020	..	16,499	..	32,550	65,743
Roumania	980	..	3,648	1,400	..	6,060
Syria	544	..	5,256	700	..	5,364
Morocco Territory and Trucial Oman	55,746	26,481	42,297	54,384	38,018	1,18,085	48,614	66,650	76,306	48,570
Other Native States in Arabia	20,852	35,520	13,088	17,903	15,553	40,857	31,995	39,215	32,805	25,402
Iraq	3,838	1,732	1,963	3,200	4,161	3,322	2,823	4,540	4,256	5,175
Iran	2,931	121	2,466	1,513	2,037	7,645	173	3,908	1,942	3,032
Siam	4,736	4,054	24,178	5,031	6,340	13,863	7,093	32,477	7,673	10,040
Philippines	22,010	17,030	16,444	23,324	3,340	46,353	29,576	23,002	41,663	9,630
Egypt	2,056	318	10,138	39,300	30,792	4,173	832	13,125	41,846	32,233
Portuguese East Africa	3,433	531	3,076	2,216	293	5,313	1,053	4,930	2,451	830
Italian East Africa (Somali- land and Britania)	504	86	197	2,131	3,240	1,340	190	425	5,200	5,209
French Somaliland	19,750	5,142	4,732	3,600	6,472	45,605	12,520	11,730	8,031	11,303
United States of America— Via Atlantic Coast	9,331	2,766	16,202	9,149	14,136	16,722	7,095	21,933	16,204	31,144
“ Pacific “	259	1,153
Other Foreign Countries	1,389	2,520	3,439	14,471	3,577	6,314	4,440	7,167	21,027	9,162
TOTAL FOREIGN COUNTRIES	210,223	379,534	503,047	576,020	611,499	4,63,145	5,89,805	7,54,311	8,40,091	9,00,290
Share of Bengal	392,735	437,550	333,033	464,327	434,679	5,53,359	7,06,130	5,93,930	5,75,251	5,97,632
“ Bombay	459,324	1,172,390	1,370,433	1,654,336	1,351,430	10,39,335	13,91,710	26,71,309	24,02,017	19,11,216
“ Sind	39,324	32,172	49,333	43,107	42,932	78,451	63,475	77,674	64,371	89,443
“ Madras	237,050	231,923	340,105	339,333	264,673	4,36,469	3,53,494	4,32,903	3,15,737	2,33,037
“ Burma	533	26,039	1,013	403,713	129,934	1,371	23,921	333	4,34,425	1,30,766
TOTAL	1,139,695	1,900,073	2,444,444	2,914,706	2,173,497	24,49,235	30,43,730	38,27,133	37,31,301	29,93,034
Total Oils—	Gals.	Gals.	Gals.	Gals.	Gals.					
United Kingdom (including Channel Islands)	344,109	1,023,394	1,433,910	1,669,505	383,543	9,46,551	23,96,050	23,40,330	29,00,733	20,34,973
Palestine	5,975	1,363	..	650	100	6,920	1,253
Aden and Dependencies	46,740	34,039	13,346	30,293	56,657	1,45,933	1,24,272	33,930	61,337	93,104
Ceylon (excluding Maldives)	74,107	49,031	51,970	36,471	72,595	1,65,337	30,493	93,433	90,063	30,319
Straits Settlements	117,635	129,739	100,661	142,205	101,735	2,07,300	1,05,051	1,42,313	1,33,531	1,63,302
Federated Malay States	4,167	13,974	19,403	41,597	13,070	9,335	17,272	24,437	61,453	22,051
Hongkong	1,393	2,092	1,363	10,511	9,334	9,229	21,473	9,514	21,391	16,302

GENERAL EXPORTS

(612)

INDIAN MERCHANDISE

No. 11—continued

ARTICLES AND COUNTRIES OF FINAL DESTINATION; ALSO SHARE OF EACH PROVINCE	QUANTITY					VALUE				UNL.
	1930-31	1931-32	1932-33	1933-34	1934-35	1930-31	1931-32	1932-33	1933-34	
	Gals.	Gals.	Gals.	Gals.	Gals.	Rs.	Rs.	Rs.	Rs.	
Oils—concluded										
Total Oils—continued										
Union of South Africa	61,056	42,108	85,579	53,000	48,127	1,28,938	62,888	53,044	62,041	
Kenya Colony	2,023	1,840	3,416	1,278	2,596	6,754	6,207	16,898	4,354	
Anglo-Egyptian Sudan	8,782	5,457	6,264	6,688	7,663	2,78,185	1,58,735	1,90,444	1,64,496	
Mauritius and Dependencies	253,788	244,050	165,841	237,746	312,783	5,25,806	4,15,093	2,47,056	3,01,072	
Canada—										
Via Atlantic Coast	230	6,285	27,176	53,684	23,102	3,220	12,475	49,780	86,957	
" Pacific "	
British West India Islands (excluding Bahamas)	6,336	5,824	4,100	6,291	1,105	13,215	9,973	6,911	8,054	
British Guiana	5,008	4,863	5,117	4,090	6,749	11,840	8,968	8,549	5,284	
Commonwealth of Australia	15,725	9,470	13,219	10,943	25,592	31,002	16,038	31,083	14,653	
New Zealand	30,090	22,085	34,555	30,024	31,973	52,104	29,501	48,286	34,100	
Fiji Islands	45,670	41,243	64,148	51,426	44,802	1,02,652	85,542	1,02,639	60,749	
Other British Possessions	2,322	3,571	3,084	9,438	8,456	5,024	6,285	5,812	6,121	
TOTAL BRITISH EMPIRE	1,019,689	1,642,389	2,048,157	2,451,225	1,656,206	26,46,525	36,16,366	39,01,944	40,76,686	324
Finland	8,400	
Sweden	1,220	5,424	2,496	13,164	27,789	2,731	9,578	4,276	17,725	
Norway	6,536	
Denmark	1,120	12,320	21,856	16,691	21,876	1,974	17,299	30,635	17,330	
Germany	22,145	163,203	317,090	262,717	271,674	2,09,210	3,86,642	3,72,891	4,58,316	
Netherlands	25,078	57,554	72,938	74,370	62,421	67,514	1,14,651	1,32,129	1,12,498	
Belgium	24,680	43,320	50,997	26,566	41,983	61,447	68,172	82,912	42,398	
France	17,402	13,902	3,080	5,475	11,128	8,68,913	5,12,568	41,108	94,818	
Spain	272	..	582	2,576	..	
Italy (including Fiume)	842	13,394	1,830	21,640	46,227	14,781	33,721	20,292	58,738	
Roumania	980	..	3,648	1,400	..	
Syria	544	..	5,250	700	..	
Mascat Territory and Trucial Oman	55,846	26,481	42,297	54,846	38,024	1,18,455	43,614	66,650	76,324	
Other Native States in Arabia	20,880	35,520	18,088	17,903	15,558	50,287	81,095	39,215	32,905	
Iraq	3,888	1,732	1,963	3,200	4,166	8,322	2,823	4,540	4,256	
Iran	3,039	121	2,556	1,731	7,879	7,775	173	4,009	2,094	
Siam	5,868	5,222	24,590	5,031	6,304	14,547	21,670	32,729	7,673	
Philippines	22,010	17,030	16,444	23,824	3,840	46,353	29,576	23,002	41,663	
China (exclusive of Hong-kong and Macao)	1,066	1,543	671	447	431	2,891	13,951	7,765	13,022	
Japan	2,945	7,090	4,341	3,137	5,286	3,13,322	5,68,368	3,62,077	3,50,794	
Egypt	2,342	453	10,385	40,316	21,124	10,923	4,607	21,280	59,572	
Portuguese East Africa	3,527	584	3,098	2,238	208	6,618	1,203	5,830	2,871	
Italian East Africa (Somaland and Eritrea)	545	86	204	2,270	3,264	2,190	190	895	7,920	
French Somaliland	16,750	5,150	4,741	3,604	6,472	45,805	12,960	11,810	8,201	
United States of America—										
Via Atlantic Coast	22,062	18,572	33,642	29,468	49,204	2,18,094	1,79,449	2,01,570	3,20,535	
" Pacific "	3	..	264	120	..	1,164	..	
Other Foreign Countries	764	939	2,776	18,817	3,804	5,453	3,237	5,668	23,215	
TOTAL FOREIGN COUNTRIES	253,866	429,645	588,123	612,454	682,734	20,77,325	21,06,467	14,76,971	16,53,162	1
Share of Bengal	394,073	439,415	384,196	465,275	438,935	3,39,325	7,12,456	6,01,126	6,80,321	
" Bombay "	488,968	1,192,232	1,035,376	1,071,935	1,275,131	26,91,682	33,46,423	37,01,735	34,35,847	
" Sind "	39,381	32,317	50,137	48,619	42,940	78,501	64,073	77,869	66,157	
" Madras "	277,736	234,375	333,567	396,368	348,577	10,06,476	8,74,216	9,05,326	10,80,794	
" Burma "	72,937	123,195	82,504	482,462	188,367	38,368	1,34,066	92,359	5,10,218	
TOTAL	1,278,555	2,072,034	2,636,280	3,063,679	2,338,940	47,23,750	57,22,833	53,78,915	57,23,847	1

No. 11—continued

ARTICLES, AND COUNTRIES OF FINAL DESTINATION; ALSO SHARE OF EACH PROVINCE	QUANTITY					VALUE				
	1930-31	1931-32	1932-33	1933-34	1934-35	1930-31	1931-32	1932-33	1933-34	1934-35
	Tons	Tons	Tons	Tons	Tons	Rs	Rs	Rs	Rs	Rs
Oleaceae—										
Oleiferous (II. H)—										
Ceylon	861	1,812	785	2,434	3,043	49,068	91,140	46,170	1,14,183	1,25,980
Other British Possessions	1	50	72	3,068
TOTAL BRITISH EMPIRE	861	1,813	835	2,434	3,043	49,068	91,212	49,238	1,14,183	1,25,980
Share of Bengal	813	610	500	275	515	45,263	33,935	32,062	6,500	10,740
“ Bombay	941	335	2,089	1,363	..	41,092	27,175	1,05,594	63,717
“ Madras	48	262	..	70	1,165	3,800	16,185	1	2,089	51,523
TOTAL	861	1,813	835	2,434	3,043	49,068	91,212	49,238	1,14,183	1,25,980
Resin (II. H)—										
United Kingdom (including Channel Islands)	675	..	102	37,125	..	3,060
Other British Possessions	31	..	14	30	25	1,805	18	458	600
TOTAL BRITISH EMPIRE	..	31	675	14	132	25	1,805	37,143	458	3,660
Germany	934	655	95,466	36,904
Belgium	2,890	2,258	2,120	2,951	3,325	2,19,566	1,51,478	1,40,375	1,00,477	2,16,991
Other Foreign Countries	48	2,902	8
TOTAL FOREIGN COUNTRIES	3,874	2,958	2,120	2,951	3,325	2,15,032	1,91,284	1,40,375	1,00,477	2,16,999
Share of Bengal	19	..	102	950	..	3,060
“ Bombay	177	188	..	40	595	17,670	10,899	..	3,512	36,475
“ Sind	2,713	2,178	2,101	2,911	2,800	2,02,496	1,46,486	1,39,423	1,56,985	1,80,324
“ Madras	934	239	..	14	30	95,491	13,704	18	458	600
“ Burma	400	675	32,000	37,125
TOTAL	3,874	2,939	2,795	2,965	3,457	2,15,057	1,93,089	1,77,518	1,90,935	2,20,650
Other (II. H)—										
United Kingdom (including Channel Islands)	1,119	608	4,896	6,325	5,054	190,381	36,756	2,42,558	3,47,397	2,59,921
Ceylon	6	3	850	320
TOTAL BRITISH EMPIRE	1,125	611	4,896	6,325	5,054	191,231	37,076	2,42,558	3,47,397	2,59,921
Denmark	3,800	1,000	2,37,500	55,000
Germany	2,635	500	500	1,93,769	27,500	22,246
Japan	300	18,500
Other Foreign Countries	95	..	51	4,755	..	3,480	..
TOTAL FOREIGN COUNTRIES	6,435	1,895	..	51	500	2,31,269	1,03,755	..	3,480	22,246
Share of Bombay	311	93	42,860	6,085
“ Sind	51	3,480	..
“ Burma	7,449	2,468	4,896	6,325	5,554	5,70,640	1,35,766	2,42,558	3,47,397	2,52,167
TOTAL	7,760	2,566	4,896	6,376	5,554	6,22,500	1,40,841	2,42,558	3,50,877	2,82,167

GENERAL EXPORTS
INDIAN MERCHANDISE

(614)

No. 11—continued

ARTICLES, AND COUNTRIES OF FINAL DESTINATION; ALSO SHARE OF EACH PROVINCE	QUANTITY					VALUE				
	1930-31	1931-32	1932-33	1933-34	1934-35	1930-31	1931-32	1932-33	1933-34	1934-35
	Tons	Tons	Tons	Tons	Tons	R	R	R	R	R
Oleaginous—continued										
<i>Groundnut cake (II, H)—</i>										
United Kingdom (including Channel Islands)	93,095	68,778	43,300	110,071	171,383	69,09,004	44,08,911	27,94,061	55,63,528	
Aden and Dependencies	221	
Ceylon (excluding Maldives)	21,613	20,840	8,190	9,920	8,730	16,94,571	14,69,570	6,60,074	5,88,323	
Straits Settlements	1,484	1,126	674	517	459	82,596	72,264	48,368	25,774	
Commonwealth of Australia	100	8,184	
Fiji Islands	184	18,450	
Other British Possessions	19	7	..	1,312	550	
TOTAL BRITISH EMPIRE	117,395	90,244	52,064	120,515	1,80,802	87,14,117	59,46,745	34,88,308	61,78,170	96,41,114
Sweden	1,388	1,894	1,900	2,661	2,338	1,38,043	94,888	1,10,725	1,37,684	1,14,114
Norway	525	624	32,762	41,114
Denmark	..	250	..	1,119	93	..	11,250	..	66,992	6,114
Germany	35,865	51,899	66,303	25,404	32,446	28,86,751	34,62,024	45,46,612	15,04,638	10,114
Netherlands	18,146	26,855	26,269	27,498	11,202	18,33,625	18,96,440	12,33,667	19,90,172	6,114
Belgium	7,637	12,117	12,361	10,903	21,401	6,67,301	8,68,211	8,99,102	8,05,468	12,114
Italy (including Trieste)	561	95	278	45,706	6,141	17,114
Sumatra	677	100	58,484	5,803
Java	82	323	7,050	18,808
Egypt	6,887	2,514
United States of America—										
Via Atlantic Coast	..	50	..	25	5,455	5	3,400	..	1,375	2,204
“ Pacific “	1,000	88,356	..
Other Foreign Countries	20	20	29	10	49	1,510	1,481	2,017	372	2,114
TOTAL FOREIGN COUNTRIES	64,376	92,518	106,762	70,648	80,868	51,41,675	69,02,255	74,92,128	45,25,550	47,57,114
<i>Share of Bengal</i>	<i>8,357</i>	<i>4,163</i>	<i>148</i>	<i>1,196</i>	<i>7,395</i>	<i>6,37,692</i>	<i>2,42,128</i>	<i>3,374</i>	<i>43,817</i>	<i>2,904</i>
“ Bombay	115,259	116,503	93,972	114,298	1,49,563	1,01,56,898	84,87,850	68,38,139	70,21,598	88,45,714
“ Sind	25	24	938	889
“ Madras	9,227	24,590	25,595	30,756	49,512	4,89,586	16,24,364	19,94,391	16,78,159	30,364
“ Burma	48,743	39,478	39,108	43,305	55,200	28,70,678	19,52,789	21,98,617	19,50,179	27,334
TOTAL	181,771	182,757	158,226	189,755	261,670	1,41,55,792	1,23,08,000	1,09,80,521	1,07,58,720	1,44,05,414
Linseed cake (II, H)—										
United Kingdom (including Channel Islands)	17,611	33,567	55,010	39,321	33,627	20,61,431	27,70,934	40,02,980	25,88,875	28,05,114
Hongkong	80	6,800	..
Other British Possessions	63	28	41	44	46	5,658	3,347	3,978	2,356	4,114
TOTAL BRITISH EMPIRE	17,674	33,595	55,051	39,445	33,673	20,70,089	27,74,281	40,06,958	25,98,031	28,09,228
Sweden	518	17,041
Germany	478	2,745	2,105	993	200	40,416	2,23,524	1,46,067	67,354	18,214
Netherlands	4,161	7,508	11,455	6,000	2,206	3,80,187	5,55,945	7,64,682	3,91,935	1,60,414
Belgium	1,443	2,789	11,427	4,105	3,610	1,48,215	2,03,315	7,88,679	3,42,183	2,67,114
France	368	..	646	241	..	25,025	..	45,757	16,307	..
Spain	39	..	240	3,948	..	12,004
Iraq	305	20,814
Egypt	299	20,004
United States of America—										
Via Atlantic Coast	6
“ Pacific “	501	21,689
TOTAL FOREIGN COUNTRIES	6,385	12,987	20,696	11,899	6,859	6,02,849	9,82,784	17,08,712	8,19,759	4,94,014

No. 11—continued

ARTICLES, AND COUNTRIES OF FINAL DESTINATION; ALSO SHARE OF EACH PROVINCE	QUANTITY					VALUE				
	1980-81	1981-82	1982-83	1983-84	1984-85	1980-81	1981-82	1982-83	1983-84	1984-85
Oilseeds—continued										
<i>Linseed cake (II. H)—contd.</i>	Tons	Tons	Tons	Tons	Tons	₹	₹	₹	₹	₹
Share of Bengal	10,390	23,405	44,694	25,413	23,916	13,26,898	19,53,073	32,32,818	16,23,735	15,58,886
" Bombay	13,669	23,177	37,044	24,080	13,787	13,46,040	18,03,992	26,32,348	16,94,455	10,04,274
" Sind	9	500
" Madras	1,351	8,529	91,600	2,40,991
TOTAL	24,059	46,582	81,747	50,844	40,532	26,72,938	37,57,065	58,65,666	34,14,790	28,04,149
Rape and sesamum cake (II. H)—	Tons	Tons	Tons	Tons	Tons					
United Kingdom (including Channel Islands)	389	..	1,447	1,474	514	23,976	..	77,043	97,913	20,623
Ceylon (excluding Maldives)	14,825	11,920	12,447	10,775	18,488	15,31,775	10,88,688	9,69,770	8,01,919	11,94,781
Other British Possessions	2	253	11	10	..	172	1,808	400	60
TOTAL BRITISH EMPIRE	15,174	11,941	14,147	12,260	14,012	15,60,751	10,88,868	10,45,621	8,99,632	12,05,414
Germany	14	200	574	5,456
Netherlands	1,463	76,568
Belgium	104	14	8,588	1,100
France	762	94	50,353	10,350
Spain	103	5,150
Java	200	14,422
Japan	14,713	37,995	19,554	20,781	17,416	10,84,026	23,43,898	10,78,916	6,76,868	5,67,793
Other Foreign Countries	100	5,000	..
FOYAL FOREIGN COUNTRIES	15,579	38,303	21,017	20,895	17,919	11,42,917	23,69,785	11,55,484	8,82,442	5,78,300
<i>Share of Bengal</i>	14,854	38,314	19,352	20,943	18,114	10,97,423	23,68,663	10,83,905	8,85,052	5,94,324
" Bombay	1,175	122	108	108	..	85,984	13,215	7,094	4,366	..
" Sind	9	1	38	..	1	667	70	1,908	..	58
" Madras	14,715	11,806	12,402	11,843	13,495	15,19,689	10,26,873	9,63,539	3,79,941	11,84,593
" Burma	1	2,764	261	121	..	102	1,44,615	12,215	4,833
TOTAL	30,753	60,244	35,164	33,155	31,731	27,08,668	34,08,623	22,01,105	15,82,074	17,83,813
Others (II. H)—	Tons	Tons	Tons	Tons	Tons					
United Kingdom (including Channel Islands)	929	620	620	248	230	63,597	89,390	26,007	10,352	8,923
Ceylon (excluding Maldives)	1,399	340	392	178	434	78,600	20,122	10,618	10,004	29,205
Straits Settlements	677	551	631	535	617	52,406	36,508	42,670	21,297	28,627
Federated Malay States	159	259	203	208	232	11,592	17,980	15,091	7,505	8,475
Other British Possessions	5	..
TOTAL BRITISH EMPIRE	3,164	1,770	1,855	1,169	1,513	2,06,875	1,14,000	1,03,395	40,163	70,290
Germany	1,124	686	510	90	..	63,118	35,839	24,866	3,955	..
France	107	20	7,810	672
Japan	60	227	..	2,730	7,423	..
Egypt	197	7,523
United States of America— Via Atlantic Coast	50	90	13	4,774	5,860	364
Other Foreign Countries	26	107	78	1,350	5,684	5,806	..	14
Total 'For Orders' Cargoes (a)	—	—	—	—	130	—	—	—	—	5,400
TOTAL FOREIGN COUNTRIES	1,357	1,030	588	317	153	79,777	54,911	30,602	11,378	6,450

(a) Specified separately from 1934-35 and subject to subsequent adjustment.

GENERAL EXPORTS

INDIAN MERCHANDISE

(616)

No. 11—continued

ARTICLES, AND COUNTRIES OF FINAL DESTINATION; ALSO SHARE OF EACH PROVINCE	QUANTITY					VALUE				
	1930-31	1931-32	1932-33	1933-34	1934-35	1930-31	1931-32	1932-33	1933-34	1934-35
Oilcakes—excluded										
<i>Others (II. H)—contd.</i>	Tons	Tons	Tons	Tons	Tons	Rs.	Rs.	Rs.	Rs.	Rs.
Share of Bengal	2,140	1,313	1,075	1,163	969	1,31,706	79,128	61,345	46,624	30,000
" Bombay	1,673	1,192	1,120	80	331	1,19,538	73,983	56,916	3,965	1,000
" Madras	291	36	16	..	312	22,815	1,222	689	135	1,000
" Burma	203	252	239	333	1	12,104	14,560	14,717	2,827	1,000
TOTAL	4,511	2,800	2,443	1,486	1,666	2,86,152	1,68,911	1,34,007	60,541	70,000
Total Oilcakes—	Tons	Tons	Tons	Tons	Tons					
United Kingdom (including Channel Islands)	113,903	103,633	105,007	157,439	2,10,910	91,56,389	72,50,991	72,43,742	80,08,060	1,16,100
Aden and Dependencies	221	11,000
Ceylon (excluding Maldives)	33,753	34,476	21,828	23,355	25,772	33,59,101	26,23,306	16,83,840	15,10,978	19,300
Straits Settlements	2,175	1,694	1,578	1,073	1,094	1,37,628	1,10,460	30,135	48,186	50,000
Federated Malay States	178	261	210	208	332	12,904	18,145	15,571	7,605	4,000
Hongkong	80	6,800	..
Commonwealth of Australia	100	8,184
Fiji Islands	184	18,450
Other British Possessions	1	..	7	75	18	555	..
TOTAL BRITISH EMPIRE	165,333	140,065	129,523	182,162	238,229	1,20,91,050	1,00,02,077	90,33,306	1,01,82,084	1,36,300
U. S. E. R.—										
Northern
Sweden	1,388	1,894	2,413	2,661	2,338	1,83,648	94,838	1,23,968	1,37,634	1,100
Finland
Norway	525	624	28,455	42,000
Denmark	3,600	1,250	..	1,119	93	3,37,500	66,250	..	70,999	41,000
Germany	41,236	56,435	68,918	26,501	33,343	30,81,515	37,85,791	47,17,545	15,78,521	20,400
Netherlands	22,332	34,512	39,231	33,419	13,497	22,24,032	24,60,592	27,78,347	24,29,500	3,541
Belgium	12,074	17,169	25,318	17,993	23,336	10,43,620	12,26,301	18,28,166	12,85,139	18,014
France	1,172	94	646	397	69	83,188	10,350	45,757	24,263	31,000
Spain	39	..	343	3,948	..	17,000
Italy (including Trieste)	551	95	273	45,706	6,141	17,000
Iraq	305	20,000
Sumatra	678	152	33	53,564	8,740	2,226
Java	82	523	7,670	33,230
Japan	14,733	33,295	19,554	21,008	17,416	10,86,753	23,60,393	10,78,916	9,84,291	5,073
Egypt	197	..	100	7,136	..	7,523	..	5,000	3,040
United States of America—										
<i>Via Atlantic Coast</i>	50	140	..	25	5,463	4,785	9,260	..	1,375	2,210
" Pacific "	501	1,000	31,639	33,356	..
Other Foreign Countries	30	20	30	10	..	1,508	1,491	2,167	872	4,400
Total 'For Orders' Cargoes (a)	—	—	—	—	120	—	—	—	—	4,400
TOTAL FOREIGN COUNTRIES	98,206	150,686	157,183	105,832	109,424	31,18,519	1,00,64,764	1,06,17,367	62,90,086	60,760
<i>Share of Bengal</i>	36,554	67,304	66,238	48,990	30,311	33,35,391	46,76,327	44,09,954	34,15,723	24,030
" Bombay	132,503	141,221	132,532	140,756	165,619	1,17,68,380	1,04,36,115	95,61,672	33,97,430	94,610
" Sind	2,747	2,137	2,143	2,971	2,301	2,03,401	1,47,445	1,41,527	1,86,965	1,380
" Madras	25,325	36,323	33,913	44,024	63,043	21,31,331	26,32,153	23,98,533	26,53,379	45,310
" Burma	56,409	42,666	47,675	50,334	60,579	34,62,422	21,25,193	23,38,032	23,19,513	30,200
TOTAL	253,539	290,751	286,706	337,015	347,653	2,68,05,175	2,00,67,741	1,96,56,073	1,64,72,120	1,06,000
Opium (III. C)—	Chests=	Chests=	Chests=	Chests=	Chests=					
	Cwts.	Cwts.	Cwts.	Cwts.	Cwts.					
British Borneo	43-54	1,72,000
Other British Possessions = 3	3,300	1,125	1,200	940	1,000
TOTAL BRITISH EMPIRE	43-57	1,75,300	1,125	1,200	940	1,000

(a) Specified separately from 1934-35 and subject to subsequent adjustment.

No. 11—continued

ARTICLES AND COUNTRIES OF FINAL DESTINATION; ALSO SHARE OF EACH PROVINCE	QUANTITY					VALUE				
	1930-31	1931-32	1932-33	1933-34	1934-35	1930-31	1931-32	1932-33	1933-34	1934-35
Opium (III. C)—continued	Chests=cwts.	Chests=cwts.	Chests=cwts.	Chests=cwts.	Chests=cwts.	₹	₹	₹	₹	₹
Germany =2	75
Java	643=804	203=253	25,72,000	8,12,000
Slam	1,044=1,305	869=1,036	..	1,216=1,520	..	41,76,000	34,76,000	..	48,64,000	..
French Indo-China	1,321=1,651	1,101=1,370	281=351	600=750	170=212	52,84,000	44,04,000	11,24,000	24,00,000	6,80,000
TOTAL FOREIGN COUNTRIES	3,008=3,762	2,173=2,715	281=351	1,816=2,270	170=212	1,20,32,075	86,92,000	11,24,000	72,64,000	6,80,000
Share of Bengal	3,051=3,814	2,173=2,715	281=351	1,816=2,270	170=212	1,22,64,000	36,92,000	11,24,000	72,64,000	6,80,000
Bombay	=5	3,375	1,125	1,200	340	1,350
TOTAL	3,051=3,819	2,173=2,715	281=351	1,816=2,270	170=212	1,22,07,375	86,92,125	11,25,200	72,64,340	6,81,350
Paints and Painters' Materials—										
PAINTS AND COLOURS—										
Graphitic (III. E)—	Cwts.	Cwts.	Cwts.	Cwts.	Cwts.					
TOTAL BRITISH EMPIRE	1	..	1	10	..	51	8	..
Share of Bengal	1	10
Madras	1	51
Burma	8	..
TOTAL	1	..	1	10	..	51	8	..
Other sorts (III. E)—	Cwts.	Cwts.	Cwts.	Cwts.	Cwts.					
United Kingdom (including Channel Islands)	5,639	11,187	5,718	6,582	4,406	42,184	1,04,291	43,094	48,050	29,593
Aden and Dependencies	48	38	42	52	31	7,140	13,985	12,880	7,900	5,170
Ceylon (excluding Maldives)	284	489	209	1,147	2,828	7,756	11,620	5,906	31,016	66,700
Straits Settlements	695	541	671	689	1,151	11,775	7,856	7,922	7,157	11,733
Commonwealth of Australia	862	480	1,101	944	1,106	6,516	3,490	3,190	9,850	8,453
Other British Possessions	494	232	511	370	1,083	5,096	3,207	6,456	3,301	7,850
TOTAL BRITISH EMPIRE	8,022	12,927	8,312	9,784	10,605	80,467	1,43,899	84,448	1,07,364	1,31,499
Germany	440	3,453	80	300	200	2,040	26,630	640	2,000	1,100
France	2,509	13,905
Italy	980	300	501	100	..	6,370	1,950	8,000	600	..
Java	283	364	939	1,124	1,006	9,673	14,855	10,599	3,078	105
United States of America—										
Via Atlantic Coast	2,793	3,768	2,600	4,900	2,201	21,784	27,720	20,200	32,500	13,265
Other Foreign Countries	76	311	189	1,262	606	2,738	4,166	3,707	8,014	6,558
TOTAL FOREIGN COUNTRIES	4,527	10,705	4,309	7,686	4,013	44,605	89,226	43,336	46,192	22,874
Share of Bengal	12,004	22,127	12,121	16,529	12,673	1,18,659	2,25,767	1,18,803	1,30,507	97,693
Bombay	237	184	279	361	1,771	8,318	4,143	6,623	22,464	55,624
Sind	185	1	780	5
Madras	177	351	191	80	173	1,720	3,215	1,555	583	1,153
Burma	6	..	20	125	..	798
TOTAL	12,549	23,672	12,621	17,470	14,618	1,25,072	2,33,125	1,27,784	1,53,556	1,54,873
PAINTERS' MATERIALS* (III. E)—										
United Kingdom (including Channel Islands)	1,80,971	99,481	1,81,230	15,843	..
Ceylon (excluding Maldives)	35	127	10,000	..
Commonwealth of Australia	16,350	17,414	..
Other British Possessions	704	3,087	3,152	2,783	..
TOTAL BRITISH EMPIRE	1,81,675	1,02,553	2,00,765	46,040	..

* Sub-divided into 2 heads from 1934-35.

GENERAL EXPORTS

(618)

INDIAN MERCHANDISE

No. 11—continued

ARTICLES, AND COUNTRIES OF FINAL DESTINATION; ALSO SHARE OF EACH PROVINCE	QUANTITY					VALUE				
	1930-31	1931-32	1932-33	1933-34	1934-35	1930-31	1931-32	1932-33	1933-34	1934-35
Paints and Painters' Materials—continued						R	R	R	R	R
Painters' materials (III. E)—continued										
Germany	—	—	—	—	—	5,688	85,380	1,11,972	10,180	—
Netherlands	—	—	—	—	—	..	17,900	19,090	..	—
Belgium	—	—	—	—	—	5,200	..	—
Italy (including Fiume)	—	—	—	—	—	49,326	1,04,662	80,841	48,589	—
China (exclusive of Hong-kong and Macao)	—	—	—	—	—	3,060	10,500	12,835	11,050	—
Other Foreign Countries	—	—	—	—	—	1,280	337	216	920	—
TOTAL FOREIGN COUNTRIES	—	—	—	—	—	58,304	1,68,779	2,29,654	70,689	—
Share of Bengal	—	—	—	—	—	1,208	1,19,866	3,49,514	46,178	—
" Bombay	—	—	—	—	—	6,789	367	1,414	15,168	—
" Sind	—	—	—	—	—	2,31,451	1,48,687	76,231	52,437	—
" Madras	—	—	—	—	—	—	135	114	..	—
" Burma	—	—	—	—	—	634	1,557	3,146	2,808	—
TOTAL	—	—	—	—	—	2,40,069	2,71,382	4,30,419	1,16,729	—
Turpentine (III. E)†—					Cwts.					
United Kingdom (including Channel Islands)	—	—	—	—	3,614	—	—	—	—	41,836
Ceylon (excluding Maldives)	—	—	—	—	482	—	—	—	—	13,773
Commonwealth of Australia	—	—	—	—	499	—	—	—	—	9,049
Other British Possessions	—	—	—	—	161	—	—	—	—	2,882
TOTAL BRITISH EMPIRE	—	—	—	—	4,756	—	—	—	—	67,545
Germany	—	—	—	—	798	—	—	—	—	15,792
Italy (including Fiume)	—	—	—	—	7,280	—	—	—	—	91,438
China (exclusive of Hong-kong and Macao)	—	—	—	—	259	—	—	—	—	7,098
Other Foreign Countries	—	—	—	—	0	—	—	—	—	260
TOTAL FOREIGN COUNTRIES	—	—	—	—	8,346	—	—	—	—	1,14,487
Share of Bengal	—	—	—	—	11,648	—	—	—	—	1,43,696
" Bombay	—	—	—	—	7	—	—	—	—	300
" Sind	—	—	—	—	1,387	—	—	—	—	35,419
" Burma	—	—	—	—	160	—	—	—	—	2,317
TOTAL	—	—	—	—	13,102	—	—	—	—	1,82,032
Others sorts (III. E)†—										
United Kingdom (including Channel Islands)	—	—	—	—	—	—	—	—	—	17,856
Other British Possessions	—	—	—	—	—	—	—	—	—	5,376
TOTAL BRITISH EMPIRE	—	—	—	—	—	—	—	—	—	23,232
TOTAL FOREIGN COUNTRIES	—	—	—	—	—	—	—	—	—	847

* Sub-divided into 2 sub-heads from 1934-35.
† Separately recorded from 1934-35.

No. 11—continued

ARTICLES, AND COUNTRIES OF FINAL DESTINATION; ALSO SHARE OF EACH PROVINCE	QUANTITY					VALUE				
	1930-31	1931-32	1932-33	1933-34	1934-35	1930-31	1931-32	1932-33	1933-34	1934-35
Paints and Painters' Materials—concluded						R	R	R	R	R
Other sorts (III. E)*—continued										
Share of Bengal	—	—	—	—	—	—	—	—	—	2,705
" Bombay	—	—	—	—	—	—	—	—	—	21,284
" Burma	—	—	—	—	—	—	—	—	—	90
TOTAL	—	—	—	—	—	—	—	—	—	24,079
Total value of Paints and Painters' Materials						8,65,151	5,04,457	5,58,254	2,70,298	3,60,484
Paper and Pasteboard—Paper—										
Printing paper (III. M)—										
Ceylon (excluding Maldives)	Cwts.	Cwts.	Cwts.	Cwts.	Cwts.					
Other British Possessions	2	118	330	610	447	40	1,108	13,921	24,464	18,938
TOTAL BRITISH EMPIRE	2	118	330	610	447	40	1,108	13,921	24,464	18,938
Java	42	118	8	1,700	5,074	837	..
Other Foreign Countries	22	2	10	583	50
TOTAL FOREIGN COUNTRIES	..	42	118	30	2	10	1,700	5,074	920	50
Share of Bengal	192	452	667	447	..	4,321	19,182	36,409	18,868
" Bombay	2	8	50	150
" Madras	2	1	20	50	46	337	52	..
" Burma
TOTAL	2	193	472	669	455	50	4,370	20,079	36,511	19,068
Other kinds of paper (including paper manufactures) (III. M)—										
Zanzibar and Pemba	115	210	178	254	221	4,517	7,576	6,185	6,395	4,782
Other British Possessions	200	154	71	116	183	6,924	7,126	3,076	4,714	6,737
TOTAL BRITISH EMPIRE	315	364	249	370	404	11,441	14,702	9,261	11,109	11,519
TOTAL FOREIGN COUNTRIES	154	107	91	98	130	5,210	2,022	2,300	2,775	1,043
Share of Bengal	64	33	..	31	170	3,022	1,543	..	1,916	3,554
" Bombay	371	330	339	423	337	12,730	11,708	11,876	11,268	9,134
" Madras	14	49	3	8	34	879	3,223	186	590	1,409
" Burma	4	..	6	3	20	252	..	150	275
TOTAL	469	471	335	468	534	16,651	16,724	11,561	13,914	13,462
Pasteboard, millboard and cardboard of all kinds (III. M)—										
TOTAL BRITISH EMPIRE	7	7	1	37	98	175	204	40	1,436	4,254
TOTAL FOREIGN COUNTRIES	5	1	1	50	30	50

* Separately recorded from 1934-35.

GENERAL EXPORTS

INDIAN MERCHANDISE

(620)

No. 11—continued

ARTICLES, AND COUNTRIES OF FINAL DESTINATION; ALSO SHARE OF EACH PROVINCE	QUANTITY					VALUE				
	1930-31	1931-32	1932-33	1933-34	1934-35	1930-31	1931-32	1932-33	1933-34	1934-35
Paper and Pasteboard —continued										
<i>Pasteboard millboard and cardboard of all kinds (III, A)—continued</i>	Cwts.	Cwts.	Cwts.	Cwts.	Cwts.	R		R	R	R
Share of Bengal	6	..	3	15	..	274	..	347	507
" Bombay	12	2	..	5	5	225	50	..	143	220
" Madras	1	24	79	40	247	3,547
TOTAL	12	8	1	37	99	225	324	40	1,436	4,304
<i>Total value of Paper and Pasteboard</i>	—	—	—	—	—	16,926	21,818	31,680	41,661	35,774
paper-making materials (II, D)—	Cwts.	Cwts.	Cwts.	Cwts.	Cwts.					
United Kingdom (including Channel Islands)	2,742	3,143	2,277	3,717	4,358	44,502	41,538	27,724	30,710	32,430
Other British Possessions	7	6	10	5	..	200	60	100	50	..
TOTAL BRITISH EMPIRE	2,749	3,149	2,287	3,722	4,358	44,702	41,598	27,824	30,760	32,430
Sweden	314	373	3,727	5,100
Germany	150	315	1,221	493	44	2,500	3,915	15,772	6,246	750
Italy (including Fiume)	1,690	1,070	19,917	24,987
Spain	740	89	200	10,600	675	1,200
United States of America— Via Atlantic Coast	216	4,982	12,446	3,265	2,751	4,163	65,025	1,21,088	91,940	13,754
Other Foreign Countries	122	32	318	380	155	1,750	200	1,327	3,560	1,920
TOTAL FOREIGN COUNTRIES	488	5,329	14,825	11,136	5,502	8,413	69,140	1,46,785	1,26,379	52,771
Share of Bengal	609	350	1,063	3,163	369	13,267	3,473	12,080	2,005	3,359
" Bombay	2,628	3,228	16,044	16,696	10,001	32,848	1,08,265	1,84,529	2,05,234	1,38,111
TOTAL	3,237	3,478	17,112	19,858	10,860	53,115	1,10,738	1,76,609	2,07,139	1,41,401
Paraffin wax (III U)—	Tons	Tons	Tons	Tons	Tons					
United Kingdom (including Channel Islands)	9,933	16,340	8,143	12,640	10,374	47,41,141	76,11,321	26,67,389	54,69,532	45,83,009
Cyprus	27	25	32	43	59	12,092	10,920	13,650	13,435	25,014
Ceylon (excluding Maldives)	21	14	20	200	54	9,205	5,830	12,023	87,113	21,132
Strait Settlements	192	79	99	64	57	88,005	33,180	41,556	27,324	23,729
Federated Malay States	39	..	38	54	101	13,496	..	15,512	22,624	43,203
Hongkong	55	25,025
Union of South Africa	3,002	2,679	2,457	2,534	2,324	15,40,737	12,03,270	11,72,149	10,65,234	9,40,075
Canada— Via Atlantic Coast	772	317	1,100	1,354	1,076	3,44,960	3,43,140	4,02,000	7,78,480	8,29,500
" Pacific	35	200	200	259	24	15,925	84,000	1,09,200	1,08,786	10,030
Commonwealth of Australia	624	308	344	357	395	2,84,775	1,31,350	1,46,580	1,51,830	1,65,460
New Zealand	296	26	17	45	107	1,44,200	11,130	7,350	13,900	44,940
Other British Possessions	9	1	4	9	7	4,042	9,525	1,430	3,780	2,340
TOTAL BRITISH EMPIRE	15,005	20,989	12,523	18,068	15,977	72,23,654	94,34,510	56,49,528	77,52,072	67,30,105

No. 11—continued

ARTICLES, AND COUNTRIES OF FINAL DESTINATION; ALSO SHARE OF EACH PROVINCE	QUANTITY					VALUE				
	1930-31	1931-32	1932-33	1933-34	1934-35	1930-31	1931-32	1932-33	1933-34	1934-35
Paraffin wax (III. U)— continued										
	Tons	Tons	Tons	Tons	Tons	Rs	Rs	Rs	Rs	Rs
Sweden	50	21,000	..
Germany	1,241	1,034	1,415	5,043	485	5,67,471	4,35,276	5,97,100	21,23,592	1,44,450
Netherlands	2,930	3,211	5,548	6,804	3,397	13,43,825	13,89,504	23,74,304	23,05,317	16,36,883
Belgium	3,781	2,517	4,214	4,320	3,235	17,44,120	10,01,800	18,04,250	48,53,273	3,64,834
France	545	237	579	495	70	2,47,676	99,540	2,43,257	2,07,000	39,400
Spain	1,349	550	6,12,999	2,31,000
Italy (including Fiume)	2,048	2,865	4,463	4,730	5,043	9,03,705	12,03,300	18,75,300	10,24,376	18,60,661
Siam	448	87	2,14,313	36,540
French Indo-China	65	5	29,576	2,100
Philippines	605	225	2,67,050	1,15,500
China (excluding of Hong- kong and Macao)	7,188	4,995	3,050	1,140	2,180	36,56,533	23,45,000	14,51,246	4,73,800	8,73,600
Japan	5,505	1,040	1,405	..	30	27,34,319	4,40,300	6,55,900	..	10,500
Egypt	15	15	..	40	71	6,325	7,000	..	17,061	23,623
Portuguese East Africa	5,838	3,626	4,536	4,350	4,793	34,46,475	18,63,054	23,63,030	13,22,364	10,03,243
United States of America— Via Atlantic Coast	3,750	5,380	2,500	5,414	2,361	13,67,750	22,67,300	10,50,000	22,67,130	12,01,462
" Pacific "	2,500	700	550	174	43	11,23,500	3,22,000	2,31,000	73,080	20,180
Mexico	870	1,500	3,229	650	4,600	3,31,350	6,30,000	13,55,574	2,73,000	19,32,000
Columbia	400	1,614	1,414	1,82,000	7,63,300	5,94,300
Uruguay	25	11,375
Argentine Republic (includ- ing the Atlantic Coast of Patagonia)	1,235	610	820	590	462	5,51,775	2,66,350	3,44,400	2,47,300	1,04,250
Chile (including the Pacific Coast of Patagonia)	2,620	2,146	394	403	1,327	12,45,300	10,01,140	1,81,510	1,70,730	5,57,340
Other Foreign Countries	10	5,250	40	..
TOTAL FOREIGN COUNTRIES	42,944	30,733	32,710	36,115	30,476	2,09,53,939	1,37,39,604	1,45,38,121	1,51,39,213	1,24,02,703
Share of Bengal	16,217	16,006	11,401	5,693	7,426	90,44,943	31,93,374	59,75,461	24,81,574	23,51,669
" Bombay	40	..
" Madras	5	..
" Burma	42,742	35,721	33,332	48,535	39,017	1,91,37,645	1,49,30,310	1,42,12,243	4,04,09,636	1,33,41,164
TOTAL	57,959	51,727	45,233	54,183	46,453	2,81,82,593	2,31,74,220	2,01,87,709	2,28,91,245	1,91,92,813
Perfumery (not being per- fumed spirits) including musk (III. U)—										
United Kingdom (including Channel Islands)	10,355	1,487	1,378	270	1,964
Aden and Dependencies	19,596	10,003	10,726	7,771	5,843
Ceylon (excluding Maldives)	38,053	33,487	20,420	93,941	33,309
Straits Settlements	34,333	27,590	35,793	33,764	64,904
Federated Malay States	3,497	4,976	3,995	4,434	7,331
Union of South Africa	3,384	5,657	7,039	5,337	6,533
Kenya Colony	6,372	5,443	3,367	5,515	7,949
Mauritius and Dependencies	3,137	1,954	5,249	2,235	3,206
Other British Possessions	9,547	9,333	11,254	10,492	11,112
TOTAL BRITISH EMPIRE	1,34,324	99,430	1,03,226	1,04,300	1,47,701
France	9,633	4,097	1,000	4,450	579
Turkey, European	6,750	2,791	2,250
Java	4,760	4,119	2,335	7,193	2,107
Siam	7,777	2,121	260	1,031	1,629
French Indo-China	9,007	5,930	6,121	6,300	3,150

GENERAL EXPORTS

INDIAN MERCHANDISE

(622)

No. 11—continued

ARTICLES, AND COUNTRIES OF FINAL DESTINATION; ALSO SHARE OF EACH PROVINCE	QUANTITY					VALUE				
	1930-31	1931-32	1932-33	1933-34	1934-35	1930-31	1931-32	1932-33	1933-34	1934-35
Perfumery (not being) per- fumed Spirits) including musk (III. U)—continued.						R	R	R	R	R
Portuguese East Africa	—	—	—	—	—	4,308	4,464	2,798	5,170	2,770
United States of America— Via Atlantic Coast	—	—	—	—	—	437	..	438	5,920	31,070
" Pacific "	—	—	—	—	—	100	..	21
Other Foreign Countries	—	—	—	—	—	26,007	20,263	16,797	12,468	19,060
TOTAL FOREIGN COUNTRIES	—	—	—	—	—	69,574	43,785	32,640	43,977	65,620
Share of Bengal	—	—	—	—	—	54,785	32,968	24,233	37,332	41,471
" Bombay	—	—	—	—	—	99,092	59,594	58,585	50,767	43,361
" Sind	—	—	—	—	—	20	497	940	395	961
" Madras	—	—	—	—	—	50,001	50,055	57,067	1,16,399	1,32,341
TOTAL	—	—	—	—	—	2,08,398	1,43,215	1,40,875	2,07,386	2,14,231
Plants, living (including Bulbs) (II. B)—										
United Kingdom (including Channel Islands)	—	—	—	—	—	11,247	13,271	2,925	5,116	1,671
Other British Possessions	—	—	—	—	—	8,221	4,458	6,163	5,286	5,455
TOTAL BRITISH EMPIRE	—	—	—	—	—	19,468	17,729	9,088	10,401	7,127
France	—	—	—	—	—	2,435	3,595	6,140	17,165	28,677
Italy (including Fiume)	—	—	—	—	—	615	21	60	782	..
United States of America— Via Atlantic Coast	—	—	—	—	—	7,118	116	..	808	7,231
" Pacific "	—	—	—	—	—	1,025	2,000
Other Foreign Countries	—	—	—	—	—	10,962	4,754	3,568	4,284	4,345
TOTAL FOREIGN COUNTRIES	—	—	—	—	—	16,758	10,456	9,768	22,579	38,253
Share of Bengal	—	—	—	—	—	2,578	4,751	3,084	4,435	1,768
" Bombay	—	—	—	—	—	9,593	2,392	3,185	1,637	1,407
" Sind	—	—	—	—	—	2,440	2,800	6,110	18,409	36,397
" Madras	—	—	—	—	—	3,505	2,700	1,574	999	1,399
" Burma	—	—	—	—	—	27,702	15,042	6,903	7,500	5,330
TOTAL	—	—	—	—	—	36,221	28,185	18,860	32,030	45,580
Precious stones and pearls unset (II. B)—										
TOTAL BRITISH EMPIRE	—	—	—	—	—	1,240	225	..	580	1,754
Germany	—	—	—	—	—	6,500	2,900	50
France	—	—	—	—	—	6,762	500
Other Foreign Countries	—	—	—	—	—	4,100	1,789	3,878	366	550
TOTAL FOREIGN COUNTRIES	—	—	—	—	—	17,362	5,189	3,928	366	550
Share of Bengal	—	—	—	—	—	1,240	1,149
" Bombay	—	—	—	—	—	13,050	4,265	3,228	540	670
" Sind	—	—	—	—	—	330	..
" Madras	—	—	—	—	—	4,312	70	..
" Burma	—	—	—	—	—	1,634
TOTAL	—	—	—	—	—	18,009	5,414	3,928	940	2,304
Printing and Lithographing materials (excluding paper) (III. U)—										
Ceylon (excluding Maldives)	—	—	—	—	—	14,499	11,709	9,841	15,168	16,839
Straits Settlements	—	—	—	—	—	5,705	7,965	5,047	3,920	7,498
Kenya Colony	—	—	—	—	—	4,500	2,860	2,655	6,700	2,225
Other British Possessions	—	—	—	—	—	5,374	5,520	1,945	3,087	6,652
TOTAL BRITISH EMPIRE	—	—	—	—	—	30,168	28,054	18,988	28,975	32,714

No. 11—continued

ARTICLES AND COUNTRIES OF FINAL DESTINATION; ALSO SHARE OF EACH PROVINCE	QUANTITY					VALUE				
	1930-31	1931-32	1932-33	1933-34	1934-35	1930-31	1931-32	1932-33	1933-34	1934-35
Printing and Lithographing materials (excluding paper) (III. U)—continued						Rs.	Rs.	Rs.	Rs.	Rs.
Germany	—	—	—	—	—	20,668	250	..
Other Foreign Countries	—	—	—	—	—	709	256	1,030	350	560
TOTAL FOREIGN COUNTRIES	—	—	—	—	—	709	256	21,698	600	560
Share of Bengal	—	—	—	—	—	3,599	6,470	34,153	1,160	390
" Bombay	—	—	—	—	—	7,840	7,433	3,045	3,309	4,337
" Madras	—	—	—	—	—	19,438	14,354	13,473	19,516	28,127
TOTAL	—	—	—	—	—	30,877	28,310	40,681	29,476	38,274
Provisions and Oilman's stores—										
High-oilmer (I. E)—	Lbs.	Lbs.	Lbs.	Lbs.	Lbs.					
Straits Settlements	72,736	78,167	31,320	35,462	30,511	18,520	27,425	4,805	7,855	2,575
TOTAL BRITISH EMPIRE	72,736	78,167	31,320	35,462	30,511	18,520	27,425	4,805	7,855	2,575
Share of Madras	25,043	48,532	4,704	3,402	..	12,630	25,330	3,330	5,990	..
" Burma	47,693	24,635	26,616	27,060	30,511	5,890	2,095	2,225	1,865	2,575
TOTAL	72,736	78,167	31,320	35,462	30,511	18,520	27,425	4,805	7,855	2,575
Butter (I. E)—	Cwts.	Cwts.	Cwts.	Cwts.	Cwts.					
Aden and Dependencies	143	80	87	61	132	15,351	9,331	6,600	5,955	12,813
Ceylon (excluding Maldives)	1,933	1,426	1,095	726	686	1,96,309	1,35,743	1,07,632	66,537	49,107
Straits Settlements	149	46	17	21	18	15,690	5,455	1,015	2,040	1,480
Zanzibar and Pemba	197	139	137	81	137	25,353	22,395	14,650	7,340	13,325
Tanganyika Territory	1,157	540	368	457	393	1,54,082	63,925	39,761	43,320	36,005
Anglo-Egyptian Sudan	153	105	97	91	105	18,508	12,273	10,429	9,049	10,893
Other British Possessions	85	83	72	73	65	9,712	9,413	6,976	6,330	5,906
TOTAL BRITISH EMPIRE	3,375	2,475	1,873	1,510	1,466	4,33,035	2,64,440	1,90,614	1,42,171	1,30,439
Belgium	77	119	7,201	11,463
Iraq	75	57	39	31	13	6,636	5,520	4,135	2,339	1,203
Iran	205	193	306	118	6	17,433	14,903	7,301	6,931	357
China (exclusive of Hong kong and Macao)	53	..	7	5,550	..	600
Portuguese East Africa	13	31	49	37	43	1,250	3,370	5,610	4,205	4,375
Italian East Africa (Soma- land and Eritrea)	2	2	..	70	177	250	295	..	7,255	13,340
French Somaliland	101	114	93	61	45	11,125	12,123	9,430	5,945	4,340
Other Foreign Countries	14	7	74	7	9	1,930	346	3,577	739	942
TOTAL FOREIGN COUNTRIES	462	404	368	401	412	46,235	33,365	35,759	35,265	41,526
Share of Bengal	6	3	3	..	5	140	260	173	65	354
" Bombay	4,331	3,372	2,233	1,911	1,366	4,33,305	3,01,964	3,25,331	1,77,371	1,71,503
" Sind	53
" Madras	5	..	27	337	..	105
" Burma	1	4	75	325
TOTAL	4,337	3,379	2,241	1,911	1,398	4,34,320	3,02,305	2,26,373	1,77,436	1,71,963
Cheese (I. E)—	Cwts.	Cwts.	Cwts.	Cwts.	Cwts.					
TOTAL BRITISH EMPIRE	31	46	31	24	26	3,145	3,473	2,490	1,745	2,266
TOTAL FOREIGN COUNTRIES	21	3	3	5	3	1,637	530	230	435	230

GENERAL EXPORTS

INDIAN MERCHANDISE

(624)

No. 11—continued

ARTICLES, AND COUNTRIES OF FINAL DESTINATION; ALSO SHARE OF EACH PROVINCE	QUANTITY					VALUE				
	1980-81	1981-82	1982-83	1983-84	1984-85	1980-81	1981-82	1982-83	1983-84	1984-85
						Rs.	Rs.	Rs.	Rs.	Rs.
Provisions and Oilman's stores—continued										
Cheese (I. E.)—continued	Cwts.	Cwts.	Cwts.	Cwts.	Cwts.					
Share of Bengal	51	50	34	28	29	4,732	3,517	2,770	2,145	1,400
" Madras	1	26	..
" Burma	1	4	100	485
TOTAL	52	54	34	29	29	4,832	4,002	2,770	2,180	1,400
Confectionery (I. E.)—	Cwts.	Cwts.	Cwts.	Cwts.	Cwts.					
Ceylon (excluding Maldives)	25	21	76	30	164	1,221	1,055	5,396	1,473	5,220
Kenya Colony	57	44	..	15	91	4,065	2,755	..	1,088	7,420
Other British Possessions	192	182	67	59	127	10,925	6,980	3,952	3,596	4,120
TOTAL BRITISH EMPIRE	274	247	143	104	382	16,211	10,790	9,348	6,107	17,040
TOTAL FOREIGN COUNTRIES	206	118	99	168	95	9,266	4,414	4,312	5,057	3,571
Share of Bengal	62	16	..	30	..	1,455	384	..	1,200
" Bombay	295	144	176	96	347	13,808	3,518	11,976	6,997	13,300
" Sind	113	84	31	139	58	2,766	1,859	507	2,692	1,200
" Madras	67	75	19	32	42	3,273	3,372	793	1,565	1,720
" Burma	30
TOTAL	480	305	242	207	477	25,477	15,204	13,660	11,164	20,500
GMI (I. E.)—	Cwts.	Cwts.	Cwts.	Cwts.	Cwts.					
United Kingdom (including Channel Islands)	2,085	1,523	1,360	1,100	1,094	2,24,540	1,58,714	90,678	73,141	72,851
Aden and Dependencies	260	399	519	424	477	21,066	34,603	45,023	27,425	36,961
Maldives	47	23	74	35	55	7,218	1,905	5,550	2,600	3,437
Ocyon (excluding Maldives)	2,465	2,017	1,847	2,099	1,582	1,88,017	1,46,296	96,669	93,183	84,221
Strait Settlements	10,663	13,909	11,091	10,955	12,107	15,31,649	10,17,789	8,18,305	6,10,666	6,90,695
Federated Malay States	2,132	2,116	1,872	2,329	2,600	1,93,117	1,72,298	1,31,462	1,09,877	1,30,438
Hongkong	999	970	1,387	1,602	2,110	96,045	82,221	97,156	76,721	1,08,341
Union of South Africa	1,150	982	340	396	354	96,376	80,037	27,571	25,848	26,585
Zanzibar and Pemba	103	126	70	81	72	11,072	12,153	6,584	5,880	4,915
Kenya Colony	93	68	52	30	9	3,989	5,856	5,005	2,274	310
Tanganyika Territory	57	83	31	51	69	5,888	6,870	2,680	4,670	5,620
Mauritius and Dependencies	1,364	1,946	546	1,735	1,703	1,33,437	1,68,399	45,301	1,05,149	1,17,065
British West India Islands (excluding Bahamas)	409	754	347	322	471	24,595	57,804	20,781	39,868	25,864
British Guiana	258	281	125	237	368	19,225	23,102	6,605	9,660	16,486
Fiji Islands	10	5	6	15	..	920	479	665	770	..
Other British Possessions	65	70	56	73	53	6,491	6,217	4,660	3,865	5,110
TOTAL BRITISH EMPIRE	23,159	24,322	19,523	22,084	23,204	25,80,143	19,69,868	14,10,785	11,96,342	13,25,253
Sumatra	4	96	59	9	16	312	7,730	4,293	480	950
Java	700	740	659	492	490	73,315	62,116	49,043	25,560	30,179
Sum	899	1,072	883	304	869	88,119	89,368	63,317	40,526	44,950
French Indo-China	667	458	59	43	1	43,460	25,535	4,350	3,095	60

No. 11—continued

ARTICLES, AND COUNTRIES OF FINAL DESTINATION; ALSO SHARE OF EACH PROVINCE	QUANTITY					VALUE				
	1930-31	1931-32	1932-33	1933-34	1934-35	1930-31	1931-32	1932-33	1933-34	1934-35
Provisions and Oilman's Stores—continued						R	R	R	R	R
Gst (I. E)—continued	Cwts.	Cwts.	Cwts.	Cwts.	Cwts.					
China (exclusive of Hongkong and Macao)	195	185	171	542	347	19,056	14,951	11,162	29,402	18,728
Japan	64	62	75	92	152	5,779	5,646	6,415	6,804	10,232
Egypt	140	56	123	56	120	11,495	7,430	10,080	3,050	8,250
Portuguese East Africa	167	234	178	276	183	20,004	27,906	20,778	23,506	17,523
Other Foreign Countries	68	69	108	90	144	7,205	6,159	9,205	1,322	7,378
TOTAL FOREIGN COUNTRIES	2,964	2,972	2,314	2,384	2,822	2,74,845	2,56,861	1,70,543	1,34,735	1,38,748
Share of Bengal	18,662	17,483	14,324	17,341	19,375	17,71,330	14,45,531	10,69,915	9,21,405	10,64,049
" Bombay	3,363	2,789	2,168	2,329	9,119	3,44,401	2,30,425	2,08,941	1,77,979	1,77,974
" Sind	33	103	165	139	347	2,543	6,735	11,164	10,689	13,838
" Madras	9,162	6,913	4,576	4,353	3,775	7,36,239	4,93,398	2,97,388	2,30,519	2,06,730
" Burma	4	6	34	6	10	477	665	2,920	485	710
TOTAL	31,123	27,294	21,837	24,413	25,626	28,54,990	22,26,714	16,90,328	13,31,077	14,64,001
Lead (I. E)	Cwts.	Cwts.	Cwts.	Cwts.	Cwts.					
	16	160
Share of Burma	16	160
Pickles, Chutnies and Condiments (I. E)—	Cwts.	Cwts.	Cwts.	Cwts.	Cwts.					
United Kingdom (including Channel Islands)	15,147	16,843	16,665	17,530	14,339	4,60,229	4,98,399	5,10,334	4,85,421	3,69,699
Gibraltar	227	4	22	2	..	11,802	210	1,025	60	..
Ceylon (excluding Maldives)	413	379	319	267	372	12,523	12,352	8,259	8,144	8,617
Straits Settlements	959	694	586	665	641	36,264	25,293	2,048	19,260	16,778
Federated Malay States	154	120	127	74	110	8,900	4,102	635	2,234	3,140
Hongkong	349	423	454	336	366	16,953	20,413	20,426	18,404	11,177
Union of South Africa	114	92	88	162	82	6,230	7,265	7,032	6,683	3,447
Kenya Colony	346	196	227	246	270	15,929	9,916	10,205	9,239	10,970
Mauritius and Dependencies	453	37,170
Canada—										
Vid Atlantic Coast	36	32	47	57	106	2,250	3,132	2,445	1,996	3,500
" Pacific	251	209	159	111	131	10,053	9,410	6,220	3,378	3,716
Commonwealth of Australia	2,129	1,242	2,055	1,632	956	1,27,802	69,705	1,18,698	1,14,127	54,362
New Zealand	201	236	150	161	177	11,830	13,252	8,862	7,337	7,051
Other British Possessions	214	206	262	294	173	8,735	7,971	9,592	9,815	6,234
TOTAL BRITISH EMPIRE	20,550	20,726	21,614	21,587	18,237	7,33,255	6,31,416	7,66,451	6,31,393	4,98,601
Iraq	892	1,071	1,422	1,618	1,353	21,492	21,778	25,936	27,332	25,073
Iran	323	33	51	19	35	9,036	927	1,404	578	795
Java	309	191	340	201	220	12,560	7,666	14,768	7,676	7,390
Philippines	78	171	115	93	69	3,225	10,205	4,267	3,113	2,093
China (exclusive of Hong- kong and Macao)	439	246	520	524	563	23,441	13,353	15,840	23,215	21,069
Japan	233	263	254	132	99	3,973	11,717	9,937	5,471	2,846

GENERAL EXPORTS

(626)

INDIAN MERCHANDISE

No 11—continued

ARTICLES, AND COUNTRIES OF FINAL DESTINATION; ALSO SHARE OF EACH PROVINCE	QUANTITY					VALUE				
	1930-31	1931-32	1932-33	1933-34	1934-35	1930-31	1931-32	1932-33	1933-34	1934-35
Provisions and Oilman's stores—continued										
<i>Pickles, chutnies, and condiments (I. E.)—continued</i>	Cwts.	Cwts.	Cwts.	Cwts.	Cwts.	Rs.	Rs.	Rs.	Rs.	Rs.
United States of America—										
<i>Via Atlantic Coast</i>	881	841	257	1,700	1,666	35,036	9,251	7,810	50,864	44
<i>" Pacific "</i>	304	221	189	352	146	12,620	9,284	8,805	13,192	54
Other Foreign Countries	568	313	333	288	246	22,279	13,293	15,244	10,161	7
TOTAL FOREIGN COUNTRIES	4,027	2,850	3,581	4,927	4,422	1,48,737	97,879	1,03,501	1,41,542	1,44
<i>Share of Bengal</i>	7,321	6,765	7,568	7,779	7,418	3,11,751	2,88,107	3,39,635	2,55,240	3,11
<i>" Bombay "</i>	12,315	12,186	11,330	13,735	11,665	3,03,051	2,57,568	2,53,480	3,05,411	3,11
<i>" Sind "</i>	41	30	30	18	13	709	357	363	193	3,11
<i>" Madras "</i>	4,832	4,583	5,422	4,932	3,552	2,65,377	2,32,279	2,90,103	2,62,164	1,44
<i>" Burma "</i>	18	13	5	..	12	1,111	784	371	33	1,44
TOTAL	24,577	23,576	25,145	26,514	22,659	8,81,992	7,79,035	8,69,952	8,28,040	6,31
Other parts of Provisions (I. E.)—	Cwts.	Cwts.	Cwts.	Cwts.	Cwts.					
United Kingdom (including Channel Islands)	1,335	1,278	657	45	2,084	40,270	83,236	39,776	35,135	72
Aden and Dependencies	150	109	116	142	157	6,593	4,816	3,748	3,728	4
Bahrain Islands	210	111	73	104	240	6,344	3,298	1,897	2,517	5
Ceylon (excluding Maldives)	17,660	11,350	12,918	10,406	4,695	3,80,322	2,58,698	2,62,501	2,02,400	99
Straits Settlements	1,574	1,596	1,921	1,792	3,097	58,457	54,554	62,305	60,447	57
Federated Malay States	206	319	123	248	301	7,493	10,254	4,567	10,344	3
Hongkong	74	237	105	76	74	2,762	16,591	4,665	3,816	1
Kanibar and Pemba	323	329	394	207	208	10,167	9,542	11,000	4,233	4
Kenya Colony	401	503	429	519	533	18,399	17,743	15,973	20,725	20
Tanganyika Territory	280	327	393	110	141	7,723	9,092	3,899	2,193	4
Mauritius and Dependencies	71	42	30	22	6	5,293	2,077	786	457	4
British Guiana	327	413	419	339	602	17,655	23,025	17,745	3,634	10
Commonwealth of Australia	84	131	185	229	314	3,119	5,423	6,533	6,733	4
New Zealand	36	46	14	137	93	2,150	3,371	1,115	4,761	6
Fiji Islands	423	569	1,364	962	235	14,579	14,451	37,343	19,926	5
Other British Possessions	380	205	202	349	380	3,895	6,082	4,239	3,041	11
TOTAL BRITISH EMPIRE	23,459	17,615	19,283	14,537	13,560	5,90,256	5,21,403	4,63,727	5,04,520	5,63
France	15	24	19	32	..	576	1,130	749	1,544	..
Mascat Territory and Trucial Oman	331	263	367	667	430	3,007	5,400	4,355	7,529	1
Other Native States in Arabia	432	135	433	325	434	13,193	5,424	10,627	7,450	1
Iraq	1,920	557	733	310	..	61,324	20,025	21,345	19,621	2
Iran	771	423	115	31	1,276	24,741	10,534	2,150	1,322	..
China (exclusive of Hongkong and Macao)	47	152	86	46	59	1,617	6,005	3,136	1,311	..
Japan	36	77	112	195	138	1,940	2,919	5,022	6,901	..
Egypt	170	207	106	211	197	4,807	7,690	5,325	3,610	..
Portuguese East Africa	134	120	96	91	150	6,563	5,132	4,447	3,226	..
Italian East Africa (Somaliland and Eritrea)	94	261	319	343	433	3,195	3,333	4,132	6,193	..
United States of America—										
<i>Via Atlantic Coast</i>	1	23	13	19	251	114	1,793	369	3,260	1
<i>" Pacific "</i>	15	16	5	2	1	515	415	50	152	..
Other Foreign Countries	204	249	194	137	327	3,113	7,679	7,162	4,763	..
TOTAL FOREIGN COUNTRIES	4,220	2,566	2,673	2,964	3,337	1,34,410	73,079	70,460	64,991	5

No. 11—continued

ARTICLES, AND COUNTRIES OF FINAL DESTINATION; ALSO SHARE OF EACH PROVINCE	QUANTITY					VALUE				
	1930-31	1931-32	1932-33	1933-34	1934-35	1930-31	1931-32	1932-33	1933-34	1934-35
						₹	₹	₹	₹	₹
Provisions and Oilman's stores—continued										
Other sorts of Provisions— (K. E)—continued	Cwts.	Cwts.	Cwts.	Cwts.	Cwts.					
Share of Bengal	2,617	2,409	2,613	2,360	2,127	61,277	1,06,802	78,777	53,390	34,643
„ Bombay	6,332	4,680	4,609	4,380	6,100	2,10,397	1,62,033	1,64,724	1,35,038	1,31,757
„ Sind	461	332	331	326	666	8,968	6,202	4,609	9,930	7,861
„ Madras	19,669	12,649	14,341	11,379	8,514	4,39,913	2,96,482	3,11,320	2,65,962	2,62,161
„ Burma	30	311	92	67	80	4,121	8,958	4,866	6,111	1,467
TOTAL	27,659	20,181	21,986	19,501	17,567	7,24,666	5,99,482	5,64,106	4,60,481	4,67,879
Total value of Provisions and Oilman's stores—										
United Kingdom (including Channel Islands)	—	—	—	—	—	7,26,438	7,42,445	6,47,526	5,93,802	5,16,325
Gibraltar	—	—	—	—	—	11,867	408	1,196	280	160
Aden and Dependencies	—	—	—	—	—	52,869	52,087	60,625	41,401	55,968
Bahrain Islands	—	—	—	—	—	10,008	6,508	3,168	8,467	7,371
Maldives	—	—	—	—	—	7,808	3,051	5,702	2,795	4,109
Ceylon (excluding Maldives)	—	—	—	—	—	7,79,397	5,54,144	4,81,008	8,71,787	2,45,756
Straits Settlements	—	—	—	—	—	16,66,717	11,85,168	9,10,628	7,02,792	8,03,947
Federated Malay States	—	—	—	—	—	2,09,680	1,68,654	1,40,664	1,22,605	1,42,585
Hongkong	—	—	—	—	—	1,16,691	1,19,260	1,32,557	94,111	1,16,746
Union of South Africa	—	—	—	—	—	1,10,188	90,175	86,617	89,168	83,438
Zanzibar and Pemba	—	—	—	—	—	48,682	47,155	52,948	18,448	25,988
Kenya Colony	—	—	—	—	—	51,807	40,055	38,418	35,051	43,350
Tanganyika Territory	—	—	—	—	—	1,71,348	88,167	58,840	62,208	49,797
Anglo-Egyptian Sudan	—	—	—	—	—	23,283	10,160	13,149	14,032	15,127
Mauritius and Dependencies	—	—	—	—	—	1,89,625	1,66,380	83,954	1,05,906	1,17,559
Seychelles	—	—	—	—	—	7,907	6,880	8,715	6,750	6,428
Canada—										
Via Atlantic Coast	—	—	—	—	—	2,250	3,132	2,480	1,996	3,500
" Pacific	—	—	—	—	—	10,963	9,410	6,220	3,378	4,057
British West India Islands (excluding Bahamas)	—	—	—	—	—	34,595	57,804	20,781	89,848	26,019
British Guiana	—	—	—	—	—	36,380	45,127	27,804	18,886	27,232
Commonwealth of Australia	—	—	—	—	—	1,30,921	75,183	1,25,231	1,20,910	99,144
New Zealand	—	—	—	—	—	14,080	10,623	9,477	12,198	13,839
Fiji Islands	—	—	—	—	—	15,499	14,930	39,398	21,729	6,533
Other British Possessions	—	—	—	—	—	267	955	685	4,249	2,429
TOTAL BRITISH EMPIRE	—	—	—	—	—	43,79,567	34,78,799	23,68,220	24,27,138	23,65,342
Belgium	—	—	—	—	—	893	1,120	3,900	8,007	12,488
Mascat Territory and Trucial Oman	—	—	—	—	—	10,856	7,124	5,834	9,902	6,721
Other Native States in Arabia	—	—	—	—	—	21,871	7,984	14,169	11,789	18,943
Iraq	—	—	—	—	—	91,702	49,323	51,966	49,952	55,030
Iran	—	—	—	—	—	51,510	26,394	10,855	8,781	6,542
Sumatra	—	—	—	—	—	5,492	10,035	6,367	1,638	2,277
Java	—	—	—	—	—	91,030	71,897	67,568	35,485	38,923
Slam	—	—	—	—	—	94,818	92,501	67,380	41,722	46,935

GENERAL EXPORTS

(628)

INDIAN MERCHANDISE

No. 11—continued

ARTICLES, AND COUNTRIES OF FINAL DESTINATION; ALSO SHARE OF EACH PROVINCE	QUANTITY					VALUE			
	1930-31	1931-32	1932-33	1933-34	1934-35	1930-31	1931-32	1932-33	1933-34
Provisions and Oilman's stores—concluded						R	R	R	R
<i>Total value of Provisions and Oilman's Stores—continued</i>									
French Indo-China	—	—	—	—	—	49,234	36,530	5,054	3,545
Philippines	—	—	—	—	—	3,530	11,175	8,628	6,188
China (exclusive of Hongkong and Macao)	—	—	—	—	—	50,536	35,119	31,438	54,293
Japan	—	—	—	—	—	16,697	20,312	21,434	19,176
Egypt	—	—	—	—	—	18,517	17,418	19,950	7,845
Portuguese East Africa	—	—	—	—	—	31,019	33,299	31,515	31,717
Italian East Africa (Somaliland and Eritrea)	—	—	—	—	—	4,100	4,538	9,002	12,333
French Somaliland	—	—	—	—	—	11,365	18,323	9,766	6,835
United States of America— Via Atlantic Coast	—	—	—	—	—	35,516	11,156	8,729	51,501
" Pacific "	—	—	—	—	—	13,135	9,599	8,475	13,344
Other Foreign Countries	—	—	—	—	—	10,114	13,489	12,289	10,932
TOTAL FOREIGN COUNTRIES	—	—	—	—	—	6,15,239	4,75,928	3,93,864	3,35,095
Share of Bengal	—	—	—	—	—	21,49,530	13,45,722	14,78,866	12,32,345
" Bombay	—	—	—	—	—	13,30,462	10,30,502	8,53,982	8,02,756
" Sind	—	—	—	—	—	14,969	14,215	15,243	23,503
" Madras	—	—	—	—	—	14,58,032	10,80,602	2,02,521	7,46,234
" Burma	—	—	—	—	—	11,201	13,480	10,332	7,494
TOTAL	—	—	—	—	—	49,94,797	30,54,727	32,62,084	28,12,233
Rubber—	Lbs.	Lbs.	Lbs.	Lbs.	Lbs.				
Raw (II. J)—									
United Kingdom (including Channel Islands)	11,614,338	7,315,201	1,226,671	3,333,318	11,444,631	69,31,304	26,85,140	1,92,106	7,60,478
Ceylon (excluding Maldives)	5,324,637	1,827,793	830,571	2,941,634	2,645,793	42,20,638	7,30,112	2,50,924	10,02,950
Straits Settlements	4,893,593	5,080,587	4,588,155	7,432,694	6,989,101	11,37,332	8,11,391	3,99,346	8,03,780
Total ' For Orders ' Cargoes (a)	—	—	—	—	143,960	—	—	—	—
TOTAL BRITISH EMPIRE	21,832,621	14,173,571	6,655,397	13,708,146	21,223,485	1,23,39,524	42,35,643	3,42,570	26,57,188
Germany	112,448	324,800	67,200	353,331	104,323	38,864	71,794	8,400	62,493
Netherlands	—	—	—	196,392	45,526	—	—	—	44,896
Belgium	—	—	—	73,920	56,005	—	—	—	7,392
France	264,320	—	83,600	300,170	—	93,520	—	14,000	36,846
Italy (including Fiume)	—	—	—	64,930	1,103,379	—	—	—	8,181
Korea	100,814	—	—	—	—	39,207	—	—	—
China (exclusive of Hongkong and Macao)	—	244,740	—	—	—	—	30,593	—	—
Japan	551,094	122,209	147,726	150,104	25,000	1,09,761	14,967	13,361	18,344
United States of America— Via Atlantic Coast	466,004	239,880	—	1,303,314	1,193,511	3,54,522	1,04,720	—	2,32,639
TOTAL FOREIGN COUNTRIES	1,494,680	931,420	248,526	2,442,711	2,523,249	6,35,374	2,22,074	35,761	4,60,493
Share of Madras	12,530,171	6,263,104	1,055,336	5,338,572	11,597,634	39,42,221	39,37,058	3,24,463	18,05,370
" Burma	10,807,130	3,352,337	5,848,337	10,367,235	12,159,050	30,26,377	14,70,361	5,53,333	13,19,311
TOTAL	23,327,301	15,104,991	6,903,923	16,205,857	23,786,734	1,29,75,198	44,57,717	3,78,331	31,17,631
Manufactures (III. N)—									
United Kingdom (including Channel Islands)	—	—	—	—	—	14,617	—	—	—
Ceylon (excluding Maldives)	—	—	—	—	—	8,708	4,047	431	398
Union of South Africa	—	—	—	—	—	3,324	—	—	—
Other British Possessions	—	—	—	—	—	600	2,216	—	562
TOTAL BRITISH EMPIRE	—	—	—	—	—	32,749	6,263	431	950
TOTAL FOREIGN COUNTRIES	—	—	—	—	—	20	—	510	392

(a) Specified separately from 1934-35 and subject to subsequent adjustment.

No. 11—continued

ARTICLES, AND COUNTRIES OF FINAL DESTINATION; ALSO SHARE OF EACH PROVINCE	QUANTITY					VALUE				
	1930-31	1931-32	1932-33	1933-34	1934-35	1930-31	1931-32	1932-33	1933-34	1934-35
Rubber—continued						₹	₹	₹	₹	₹
Manufactures (III. N)—continued										
Share of Bengal . . .	—	—	—	—	—	9,444	8,136	..	125	300
“ Madras . . .	—	—	—	—	—	23,325	4,080	379	263	47,815
“ Burma . . .	—	—	—	—	—	..	67	662	254	..
TOTAL	—	—	—	—	—	32,769	6,283	941	1,842	47,815
Malt (L. I)—	Tons	Tons	Tons	Tons	Tons					
TOTAL BRITISH EMPIRE	14	7	10	15	11	3,128	2,028	1,762	2,852	1,723
TOTAL FOREIGN COUNTRIES	..	1	3	87	94	55	95	355
Share of Bengal . . .	13	7	4	15	14	2,945	1,975	1,463	2,442	1,334
“ Bombay . . .	2	1	1	270	124	143	5	210
“ Sind	5	13	368	..	32
“ Burma	2
TOTAL	14	8	10	15	14	3,215	2,117	1,967	2,447	2,078
seeds—										
Oil seeds—										
Essential—										
Ajwan (II. K)—	Tons	Tons	Tons	Tons	Tons					
Aden and Dependencies . . .	13	15	15	16	13	6,668	5,305	4,012	5,931	3,972
Ceylon (excluding Maldives)	18	19	17	16	21	7,005	8,705	5,808	5,695	6,820
Straits Settlements . . .	80	61	39	63	27	26,367	17,206	11,698	14,802	7,592
Other British Possessions . . .	3	7	7	5	11	3,073	5,269	3,844	3,270	4,418
TOTAL BRITISH EMPIRE	114	102	78	100	72	43,113	36,385	25,362	29,698	22,797
TOTAL FOREIGN COUNTRIES	12	32	17	9	10	6,139	7,873	5,924	2,860	2,080
Share of Bengal	38	71
“ Bombay . . .	126	134	95	114	82	49,852	44,320	31,315	32,558	24,877
TOTAL	126	134	95	114	82	49,852	44,358	31,386	32,558	24,877
Ajwan (II. K)—	Tons	Tons	Tons	Tons	Tons					
United Kingdom (including Channel Islands)	126	45	26,072	9,519
Other British Possessions . . .	10	9	17	..	5	5,656	4,141	4,224	484	1,000
TOTAL BRITISH EMPIRE	10	9	17	126	50	5,656	4,141	4,224	26,556	9,519
TOTAL FOREIGN COUNTRIES	..	2	27	38	1	79	622	2,279	6,768	292
Share of Bengal . . .	2	1	37	7	5	1,313	1,193	4,313	1,922	1,208
“ Bombay . . .	8	10	7	157	45	4,300	3,570	2,377	31,392	8,602
“ Madras	1	22	..	13	..	160
TOTAL	10	11	44	164	51	5,735	4,763	6,503	38,314	9,610

GENERAL EXPORTS

(630)

INDIAN MERCHANDISE

No. 11—continued

ARTICLES, AND COUNTRIES OF FINAL DESTINATION; ALSO SHARE OF EACH PROVINCE	QUANTITY					VALUE			
	1930-31	1931-32	1932-33	1933-34	1934-35	1930-31	1931-32	1932-33	1933-34
	Tons	Tons	Tons	Tons	Tons	Rs	Rs	Rs	Rs
Seeds—continued									
Oil seeds—continued									
Essential—continued									
Aniseed (H. K.)—									
Ceylon (excluding Maldives)	1	..	42	1	7	60	..	6,559	400
Other British Possessions	22	33	58	37	15	6,413	4,592	7,496	4,311
TOTAL BRITISH EMPIRE	23	33	100	38	22	6,473	4,592	14,055	4,711
TOTAL FOREIGN COUNTRIES	..	2	6	4	3	208	367	932	890
Share of Bengal	22	35	106	41	25	6,597	4,959	14,826	4,921
" Bombay	100	..	162	199
" Madras	1	60
" Burma	1	..	9	49
TOTAL	23	35	106	42	25	6,676	4,959	14,987	5,021
Coriander (H. K.)—									
United Kingdom (including Channel Islands)	1	20	2	226	5,166	700	259
Aden and Dependencies	10	17	20	16	14	8,838	6,850	6,308	5,517
Ceylon (excluding Maldives)	351	533	1,168	1,529	1,228	72,716	1,14,680	1,52,135	1,03,224
Straits Settlements	894	759	872	1,264	1,399	1,38,501	1,61,622	1,62,226	2,16,388
Federated Malay States	23	11	91	92	87	3,216	2,490	13,051	10,847
Union of South Africa	64	63	107	104	93	35,429	29,981	33,438	27,705
Zanzibar and Pemba	14	12	15	14	12	9,900	6,422	7,216	6,074
Kenya Colony	38	42	42	58	46	24,238	23,567	21,815	21,253
Tanganyika Territory	13	11	18	10	13	8,399	6,212	7,035	4,711
Mauritius and Dependencies	68	90	78	104	156	10,069	17,339	12,663	13,800
Commonwealth of Australia	3	36	25	59	49	1,475	7,214	4,179	9,313
Other British Possessions	12	12	17	42	23	4,413	4,154	4,872	6,676
TOTAL BRITISH EMPIRE	1,489	1,606	2,455	3,296	3,120	3,18,420	3,85,697	4,25,698	5,15,566
Netherlands	300	59,985
Germany	..	50	7,027
France	..	47	9,375
Mascat Territory and Trucial Oman	13	12	11	11	6	6,879	4,663	3,659	3,310
Other Native States in Arabia	17	13	13	14	13	6,442	4,265	3,708	4,007
Java	53	3	53	22	89	6,615	360	7,353	2,757
Portuguese East Africa	15	17	19	17	21	8,953	3,691	5,069	5,055
Other Foreign Countries	18	2	15	7	19	7,520	2,423	4,168	3,612
TOTAL FOREIGN COUNTRIES	111	144	116	371	153	36,414	37,309	24,862	78,726
Share of Bengal	643	603	769	1,337	2,323	32,031	1,02,346	1,23,133	1,56,939
" Bombay	619	619	403	1,050	317	2,03,079	2,26,076	1,51,716	2,33,131
" Sind	1	..	1	1	1	1,165	919	331	435
" Madras	191	396	301	375	466	33,463	63,113	1,11,399	1,14,412
" Burma	346	133	597	404	166	35,051	25,552	63,000	39,955
TOTAL	1,600	1,750	2,571	3,667	3,273	3,54,834	4,23,006	4,50,569	5,94,292

No. 11—continued

ARTICLES, AND COUNTRIES OF FINAL DESTINATION; ALSO SHARE OF EACH PROVINCE	QUANTITY					VALUE				
	1930-31	1931-32	1932-33	1933-34	1934-35	1930-31	1931-32	1932-33	1933-34	1934-35
Seeds—continued										
Oil seeds—continued						R	R	R	R	R
Essential—continued										
Cummin (other than black) (II. K)—	Tons	Tons	Tons	Tons	Tons					
Aden and Dependencies . . .	39	31	4	42	38	33,918	17,699	1,869	22,474	16,708
Ceylon (excluding Maldives) . .	263	204	7	403	632	2,10,224	1,58,088	4,335	2,73,405	3,81,800
Straits Settlements	329	260	137	279	202	2,62,092	1,87,219	70,316	1,20,036	1,15,895
Federated Malay States	2	4	22	3	285	688	2,020	7,660	1,545
Union of South Africa	30	31	27	30	32	33,865	31,897	19,590	16,178	10,555
Zanzibar and Pemba	37	19	10	18	26	34,785	14,565	4,985	15,045	20,537
Kenya Colony	10	19	14	29	24	18,907	18,387	8,782	24,840	10,167
Tanganyika Territory	8	7	3	7	8	9,597	7,230	2,635	5,252	6,800
Mauritius and Dependencies . . .	16	11	18	16	11	16,911	8,405	9,167	9,027	7,307
Other British Possessions	13	7	5	13	11	7,024	6,180	3,506	7,160	6,098
TOTAL BRITISH EMPIRE	754	591	227	949	1,037	6,27,593	4,45,558	1,27,105	5,00,645	5,04,472
Market Territory and Trucial Oman	42	25	7	15	16	28,486	14,825	1,890	5,727	6,067
Other Native States in Arabia . .	12	13	5	4	5	8,059	5,935	3,380	2,541	2,361
Egypt	49	43	..	85	135	26,223	22,470
Portuguese East Africa	14	11	10	11	0	13,552	10,306	6,017	5,673	5,582
United States of America—										
Via Atlantic Coast	46	64	29,412	47,012
„ Pacific „	23	16,337
Other Foreign Countries	14	22	9	10	14	13,561	11,999	5,351	4,128	7,607
TOTAL FOREIGN COUNTRIES	82	70	31	135	174	63,658	43,150	16,773	73,704	1,07,936
Share of Bengal	23	28	17	31	27	12,153	13,966	9,369	9,173	11,030
„ Bombay	311	632	240	631	1,079	6,76,166	4,74,968	1,33,469	5,33,360	6,34,322
„ Sind	1	..	1	70	106	1,222	25	370	31,589	57,116
„ Madras	1	1	..	2	..	800	590	170	228	..
TOTAL	336	661	258	1,084	1,211	6,91,251	4,88,708	1,43,878	5,74,350	7,02,458
Cummin (black) (II. K)—	Tons	Tons	Tons	Tons	Tons					
Straits Settlements	60	45	30	26	24	23,154	10,164	4,468	4,188	3,060
Other British Possessions	16	14	19	31	23	9,436	8,353	6,824	10,332	10,212
TOTAL BRITISH EMPIRE	76	59	49	57	47	32,590	18,517	11,292	14,520	13,272
Java	7	20	10	11	8	3,545	5,314	2,455	1,346	1,676
Other Foreign Countries	1	..	2	1,095	590	785	567	452
TOTAL FOREIGN COUNTRIES	8	20	12	11	8	4,640	5,904	3,241	1,913	2,128
Share of Bengal	31	79	59	67	64	36,357	23,281	13,775	11,131	14,746
„ Bombay	1	..	1	..	1	1,109	1,140	338	426	655
„ Sind	2	..	1	7	..	711	..	420	3,247	..
„ Madras	4	..	53	..	10	930	..
TOTAL	34	79	61	68	65	37,230	24,421	14,538	16,433	15,400
Vennel (II. K)—	Tons	Tons	Tons	Tons	Tons					
United Kingdom (including Channel Islands)	51	5,160
Bahrain Islands	13	5,380

GENERAL EXPORTS

(632)

INDIAN MERCHANDISE

No. 11—continued

ARTICLES, AND COUNTRIES OF FINAL DESTINATION; ALSO SHARE OF EACH PROVINCE	QUANTITY					VALUE				
	1930-31	1931-32	1932-33	1933-34	1934-35	1930-31	1931-32	1932-33	1933-34	1934-35
Seeds—continued						R	R	R	R	R
Oil seeds—continued										
Essential—continued										
Fennel (II. K)—continued										
Ceylon (excluding Maldives).	213	218	232	244	334	83,953	84,775	51,601	64,178	66,387
Straits Settlements . . .	163	120	80	114	75	68,240	42,248	24,156	80,097	47,727
Federated Malay States	2	75	..	866	5,603
Kenya Colony	8	10	11	12	10	5,434	3,895	4,510	3,934	3,265
Other British Possessions . .	32	23	64	25	21	17,447	11,765	17,786	10,611	8,847
TOTAL BRITISH EMPIRE	410	384	387	397	491	1,70,074	1,48,188	98,058	1,08,820	1,36,089
Sweden	7	31	17	2,300	11,390	6,950
Germany	22	5,376	..
Italy (including Fiume)	31	2	7,068	500
United States of America— Fid Atlantic Coast	11	..	30	10	..	5,549	..	8,075	4,383
Other Foreign Countries . .	7	21	12	13	6	3,799	7,292	4,467	4,750	2,924
TOTAL FOREIGN COUNTRIES	7	32	19	127	35	3,799	12,841	6,767	32,259	18,767
Share of Bengal	6	..	184	83	98	1,227	344	26,386	12,063	18,445
.. Bombay	418	418	342	439	423	1,72,621	1,60,616	78,435	1,33,680	1,31,437
.. Sind	25	20	30
.. Madras	2	5	336	534
TOTAL	423	416	406	624	526	1,78,878	1,60,979	1,04,820	1,46,079	1,60,746
Fenugreek (II. K)—										
United Kingdom (including Channel Islands)	199	5	..	410	1,364	42,294	800	3	43,470	1,80,597
Ceylon (excluding Maldives).	353	315	310	312	392	1,27,077	1,04,424	87,189	85,006	98,801
Straits Settlements	181	171	131	246	162	68,907	60,472	40,339	68,364	57,346
Union of South Africa	17	35	31	36	30	7,228	10,366	7,850	8,085	7,881
Kenya Colony	9	8	11	13	11	5,320	4,076	3,808	4,320	3,651
Anglo-Egyptian Sudan	11	2	6	1	34	3,485	670	2,265	300	9,998
Other British Possessions . .	22	24	88	25	28	10,840	9,081	10,104	7,025	7,362
TOTAL BRITISH EMPIRE	792	560	527	1,043	2,021	2,65,151	1,80,889	1,51,558	2,16,780	3,60,131
Germany	56	18	8	12,772	2,700	1,230
Italy	1	60	147	5,985
Syria	49	7,875
Egypt	1	20	200	5,035
Other Foreign Countries . .	23	21	26	34	38	9,364	6,611	6,530	7,024	7,428
TOTAL FOREIGN COUNTRIES	79	89	34	36	167	22,196	9,311	7,760	7,371	26,878
Share of Bengal	17	26	30	19	41	4,563	6,323	3,759	3,298	4,949
.. Bombay	352	373	340	1,057	3,127	2,32,345	1,92,726	1,35,291	8,20,061	3,76,922
.. Sind	1	3	12	361	67	..	748	3,743
.. Madras	1	..	1	..	3	288	84	247	..	390
TOTAL	871	509	561	1,079	2,188	2,87,297	1,99,200	1,59,318	2,24,101	3,86,504
Sawa or oil (II. K)—										
United Kingdom (including Channel Islands)	141	380	310	410	784	31,772	59,775	57,431	59,512	1,07,913
Commonwealth of Australia	1	..	2	102	..	200	..	350	9,500
Other British Possessions . .	28	26	82	22	24	12,028	11,285	11,709	7,894	8,410
TOTAL BRITISH EMPIRE	169	387	392	434	800	44,800	71,260	69,140	67,756	1,22,823

No. 11--continued

ARTICLES, AND COUNTRIES OF FINAL DESTINATION; ALSO SHARE OF EACH PROVINCE	QUANTITY					VALUE				
	1930-31	1931-32	1932-33	1933-34	1934-35	1930-31	1931-32	1932-33	1933-34	1934-35
Seeds—continued						R	R	R	R	R
Oil seeds—continued										
Essential—continued										
Sawa or dh (L. K)—continued	Tons	Tons	Tons	Tons	Tons					
Netherlands	14	25	9	10	10	5,358	4,989	1,521	1,760	2,020
France	27	20	27	8,884	3,380	3,376
United States of America— Via Atlantic Coast	35	44	50	68	55	8,288	7,920	7,525	12,092	11,050
Other Foreign Countries	7	11	26	24	22	3,134	2,780	6,024	4,872	4,432
TOTAL FOREIGN COUNTRIES	83	80	85	122	114	25,650	15,675	15,070	22,104	21,477
Share of Bengal	3	7	7	2	100	410	1,380	1,094	160	9,035
„ Bombay	249	430	420	554	574	69,044	85,540	83,116	89,700	1,38,265
„ Sind	15
TOTAL	252	437	427	556	974	70,364	86,935	84,210	89,860	1,47,301
Othersorts (L. K)—	Tons	Tons	Tons	Tons	Tons					
TOTAL BRITISH EMPIRE	4	2	22	17	4	1,269	1,065	7,630	5,603	832
Belgium	35	14	18	9,882	3,887	4,890
France	38	201	9	50	20	10,552	65,505	2,080	10,920	5,445
Italian East Africa (Somali- land and Eritrea)	64	24,808
United States of America— Via Atlantic Coast	121	1,025	1,244	690	184	70,001	4,20,555	3,76,410	1,43,925	58,005
„ [Pacific]	24	..	22	6,280	..	5,078
Other Foreign Countries	3	5	6	20	901	1,439	2,595	2,970	4,127
TOTAL FOREIGN COUNTRIES	154	1,293	1,317	730	264	81,454	5,12,306	3,97,297	1,61,802	77,540
Share of Bengal	1	175
„ Bombay	356	1,294	1,339	747	284	60,444	5,02,346	4,04,857	1,66,400	77,848
„ Sind	3	1	22,234	11,125
„ Madras	3	45	..	70	6	347
„ Burma	2
TOTAL	158	1,295	1,339	747	268	82,723	5,13,371	4,04,927	1,66,406	78,372
Texas Seeds, Essential—	Tons	Tons	Tons	Tons	Tons					
United Kingdom (including Channel Islands)	348	556	343	953	2,204	70,070	67,427	65,580	1,32,132	3,04,784
Aden and Dependencies	98	82	58	85	75	60,119	86,846	17,887	38,566	28,692
Bahrain Islands	18	1	5	5	1,110	8,763	301	2,770	307
Maldives	1	1	..	9	..	328	198	6,417	201	76
Ceylon (excluding Maldives).	1,209	1,304	1,704	2,628	2,633	5,05,102	4,75,946	3,06,018	6,24,320	6,99,035
Straits Settlements	1,718	1,436	1,354	2,020	1,913	5,90,280	4,84,087	3,27,798	4,61,963	4,11,963
Federated Malay States	31	26	107	132	105	5,378	6,225	18,029	22,677	22,875
Hongkong	32	38	52	32	3	6,366	5,906	9,744	4,520	1,840
Union of South Africa	131	139	173	181	172	89,494	78,426	64,741	50,043	57,465
Zanzibar and Pemba	56	33	29	33	42	49,549	25,318	13,496	24,066	20,059
Kenya Colony	81	85	90	118	97	57,600	48,075	43,441	57,117	47,244
Tanganyika Territory	22	22	26	21	22	22,131	10,807	13,285	12,358	14,486
Anglo-Egyptian Sudan	11	2	6	3	34	3,605	670	2,265	1,620	10,891
Mauritius and Dependencies	98	110	112	132	177	33,977	30,099	26,191	26,454	24,819
Commonwealth of Australia	8	37	25	61	151	1,589	7,588	4,266	10,572	17,178
1171 Islands	15	17	22	38	35	10,286	8,826	8,745	8,431	9,293
Other British Possession:	3	3	12	5	6	2,643	3,135	3,063	2,356	2,890
TOTAL BRITISH EMPIRE	3,847	3,704	4,204	6,462	7,724	15,15,634	13,05,242	9,34,117	14,90,666	16,84,067

GENERAL EXPORTS

(634)

INDIAN MERCHANDISE

No. 11—continued

ARTICLES, AND COUNTRIES OF FINAL DESTINATION; ALSO SHARE OF EACH PROVINCE	QUANTITY					VALUE				
	1930-31	1931-32	1932-33	1933-34	1934-35	1930-31	1931-32	1932-33	1933-34	1934-35
	Tons	Tons	Tons	Tons	Tons	R	R	R	R	R
Seeds—continued										
Oil seeds—continued										
Essential—concluded										
Total Seeds, Essential—continued										
Sweden	7	31	17	2,300	11,800	5,950
Germany	61	70	25	35	..	13,935	11,718	5,512	7,308	..
Netherlands	14	25	29	310	10	5,358	4,969	2,609	61,745	2,020
Belgium	10	37	10	19	..	2,500	9,782	4,957	5,314
France	60	208	9	70	47	19,436	77,680	2,030	13,400	8,820
Italy (including Fiume)	32	68	7,215	6,900
Syria	2	2	1	51	575	2,010	430	532	9,095
Maskat Territory and Trucial Oman	65	40	18	30	23	37,809	21,421	6,507	10,206	9,790
Other Native States in Arabia	38	43	42	30	39	20,467	16,406	14,186	10,777	9,284
Java	61	36	88	46	106	11,220	10,002	12,767	5,448	15,058
Siam	8	8	12	5	1	5,847	4,928	4,094	1,795	156
Egypt	3	3	6	96	102	1,720	1,492	3,374	35,402	35,541
Portuguese East Africa	34	39	35	40	42	26,368	23,354	14,387	14,558	13,423
Italian East Africa (Somaliland and Eritrea)	15	70	7	5	18	9,802	28,948	3,619	3,498	7,125
United States of America— Via Atlantic Coast	156	1,080	1,304	820	330	78,284	4,34,024	3,85,945	1,08,064	1,24,233
" Pacific "	24	..	45	..	10	6,880	..	21,410
Other Foreign Countries	21	13	24	8	25	13,270	5,900	6,463	4,967	7,933
TOTAL FOREIGN COUNTRIES	536	1,713	1,664	1,583	929	2,44,181	6,45,358	4,80,905	3,92,357	2,81,161
Share of Bengal	796	778	1,179	1,577	2,674	1,44,821	1,52,929	1,97,196	1,08,987	3,23,616
" Bombay	3,034	4,108	3,287	6,099	5,212	15,19,760	16,91,101	10,40,866	14,50,947	14,97,130
" Sind	8	1	3	31	118	25,498	12,231	1,471	36,763	61,585
" Madras	199	397	502	883	483	34,676	68,787	1,12,400	1,15,911	62,846
" Burma	346	133	597	405	166	35,060	25,552	63,090	40,405	20,081
TOTAL	4,383	5,417	5,868	8,046	8,653	17,59,815	10,50,600	14,15,022	18,83,013	19,05,258
Non-essential—										
Custor (H. K)—										
United Kingdom (including Channel Islands)	19,556	23,287	22,732	27,092	26,380	33,22,784	33,63,690	33,27,507	32,67,816	30,69,317
Palestine	50	5,432
Commonwealth of Australia	139	1,166	963	869	1,850	34,992	1,52,339	1,18,288	92,995	1,79,401
New Zealand	100	18,680
Other British Possessions	8	1	3	6	1	1,205	253	1,024	483	431
TOTAL BRITISH EMPIRE	19,003	24,404	23,798	27,067	28,281	33,58,931	35,16,282	34,60,394	33,61,214	32,54,581
Estonia	50	5,000
Poland (including Danzig)	169	100	20,326	11,960
Germany	1,471	925	1,562	4,472	3,273	2,59,230	1,82,047	2,19,286	5,49,756	3,70,453
Netherlands	1,375	3,240	1,52,271	3,79,733
Belgium	5,145	4,089	4,010	300	..	8,30,532	6,14,318	5,88,650	37,345	..
France	16,027	20,280	16,788	13,025	9,180	29,40,078	30,91,825	24,14,425	16,24,017	11,86,271
Spain	3,250	2,950	2,803	2,325	2,826	5,24,987	2,86,820	3,85,984	2,62,559	3,42,936
Portugal (including Azores and Madeira)	300	27,180	..
Italy (including Fiume)	6,496	12,104	6,176	7,890	5,058	11,58,301	17,57,458	9,00,122	9,60,046	5,70,700
Hungary	49	11,645
Greece	310	300	369	185	100	49,012	37,726	40,688	17,755	22,468
Philippines	50	6,240
Japan	1	3,987	1,000	..	500	200	5,43,111	2,80,790	..	42,223

No. 11—continued

ARTICLES, AND COUNTRIES OF FINAL DESTINATION; ALSO SHARE OF EACH PROVINCE	QUANTITY					VALUE				
	1930-31	1931-32	1932-33	1933-34	1934-35	1930-31	1931-32	1932-33	1933-34	1934-35
<i>Seeds—continued</i>						R	R	R	R	R
<i>Oil seeds—continued</i>										
<i>Non-essential—continued</i>										
<i>Castor (H. K.)—continued</i>										
Egypt	Tons	Tons	Tons	Tons	Tons	..	1,28,405	..	4,875	2,46,550
Portuguese East Africa	200	20,750	..
United States of America—										
<i>Vid Atlantic Coast</i>	34,179	34,748	28,434	23,451	13,838	57,24,348	46,49,656	40,89,053	29,14,863	16,06,106
<i>" Pacific "</i>	4,340	1	7,38,622	170
Other Foreign Countries	4
TOTAL FOREIGN COUNTRIES	71,219	79,570	62,092	58,592	40,408	1,22,26,310	1,14,53,211	89,40,247	65,91,717	48,53,005
<i>Share of Bengal</i>	2,573	10,391	3,347	1,124	8,745	3,95,036	13,99,570	4,52,319	1,12,959	3,15,063
<i>" Bombay</i>	47,135	60,142	40,339	33,626	25,164	80,04,328	89,08,783	70,40,160	40,55,896	30,91,862
<i>" Sind</i>	35	34	47	89	174	5,150	4,251	6,635	10,159	23,027
<i>" Madras</i>	41,279	33,407	33,107	46,720	34,666	71,80,727	47,56,839	49,01,527	57,75,917	41,78,234
TOTAL	91,022	103,974	86,890	81,559	68,749	1,65,85,241	1,49,69,493	1,24,00,641	90,52,031	81,08,186
<i>Copra or coconut kernel (H. K.)—</i>	Tons	Tons	Tons	Tons	Tons					
TOTAL BRITISH EMPIRE	15	4	1	6	12	4,848	2,465	1,118	2,247	3,662
Iraq	22	18	30	23	43	10,350	8,472	11,785	7,254	12,597
Iran	10	2	10,082	950
Other Foreign Countries	13	3	4	4	4	8,284	2,740	3,232	8,228	3,824
TOTAL FOREIGN COUNTRIES	54	23	34	27	47	28,716	12,162	15,017	10,482	10,421
<i>Share of Bengal</i>	125	500	35
<i>" Bombay</i>	56	26	35	32	66	30,458	13,675	15,243	11,658	17,917
<i>" Sind</i>	3	1	3	1,427	342	770	1,036	2,101
<i>" Madras</i>	117
<i>" Burma</i>	10	1	1,489	150	..	5	30
TOTAL	69	27	35	33	69	38,650	14,627	16,130	12,720	20,083
<i>Cotton (H. K.)—</i>	Tons	Tons	Tons	Tons	Tons					
United Kingdom (including Channel Islands)	40,538	10,745	1,500	3,334	..	21,88,128	5,20,412	85,009	1,80,026	1
Ceylon (excluding Maldives)	801	894	688	736	588	87,255	72,388	66,672	62,671	34,708
Other British Possessions	5	8	1	..	27	1,050	1,342	100	..	2,878
TOTAL BRITISH EMPIRE	41,344	11,647	2,189	4,070	615	22,71,483	5,94,142	1,41,772	2,41,697	37,587
Spain	200	25,123
Egypt	1,500	82,500	..
Other Foreign Countries	6	8	..	5	21	2,374	1,007	139	536	1,431
TOTAL FOREIGN COUNTRIES	6	8	200	1,505	21	2,374	1,007	25,262	82,056	1,431
<i>Share of Bengal</i>	1,650
<i>" Bombay</i>	40,825	10,945	1,638	4,975	34	22,31,244	5,46,812	1,01,752	2,37,893	3,976
<i>" Sind</i>	6	1	..	18	130	711	163	70	1,182	11,176
<i>" Madras</i>	519	677	751	570	302	40,190	46,974	85,212	35,375	18,854
<i>" Burma</i>	32	..	19	120	12	1,200	..	303	5,012
TOTAL	41,350	11,655	2,389	6,575	636	22,73,807	6,95,149	1,67,034	3,24,713	29,018

GENERAL EXPORTS

(636)

INDIAN MERCHANDISE

No. 11—continued

ARTICLES, AND COUNTRIES, OF FINAL DESTINATION; ALSO SHARE OF RAOR PROVINCE	QUANTITY					VALUE				
	1930-31	1931-32	1932-33	1933-34	1934-35	1930-31	1931-32	1932-33	1933-34	1934-35
<i>Seeds—continued</i>										
<i>Oil seeds—continued</i>										
<i>Non-essential—continued</i>										
Groundnuts (H, K)—	Tons	Tons	Tons	Tons	Tons	R	R	R	R	R
United Kingdom (including Channel Islands)	47,159	77,933	31,643	52,821	134,196	71,52,358	1,14,71,355	57,71,510	66,54,538	1,70,02,221
Palestine	59	90	1,033	4,947	2,050	15,161	20,619	1,46,978	5,75,568	2,40,188
Aden and Dependencies	45	35	38	37	35	14,294	11,197	11,013	9,352	9,647
Ceylon (excluding Maldives)	486	523	389	637	626	62,612	46,438	32,698	36,700	33,192
Straits Settlements	2	193	67	674	3,475	630	13,972	8,767	75,859	3,39,446
Federated Malay States	132	205	10	15,395	26,119
Union of South Africa	900	1,400	700	950	700	98,625	2,06,375	1,28,500	1,01,626	81,375
Mauritius and Dependencies	120	..	1	21	30	21,800	..	132	1,694	3,868
Canada— Via Atlantic Coast	4	238	650	46,299
British West India Islands (excluding Bahamas)	..	18	17	3	3,693	6,070	550	..
Commonwealth of Australia	672	916	72,019	1,28,051
Other British Possessions	9	10	13	18	22	2,641	2,226	2,496	3,719	4,964
TOTAL BRITISH EMPIRE	48,779	80,208	33,951	60,916	142,497	73,68,141	1,17,75,876	61,07,169	75,47,760	1,79,21,500
Poland (including Danzig)	1,550	1,36,520
Sweden	2,000	4,713	..	818	..	2,34,950	3,95,875	..	1,21,920	..
Norway	9,514	4,989	2,496	2,300	6,201	14,69,070	9,01,849	3,87,215	2,07,712	6,59,288
Denmark	900	4,133	1,501	6,818	5,696	1,72,020	5,47,550	2,43,910	7,76,786	5,96,506
Germany	119,797	121,751	48,122	97,249	65,116	2,00,51,555	1,76,00,394	76,80,112	1,28,17,219	72,70,266
Netherlands	167,350	147,192	87,474	100,855	114,813	2,07,06,743	2,10,55,588	1,37,61,629	1,21,78,489	1,26,60,701
Belgium	2,229	4,457	8,627	13,401	13,951	3,86,799	6,89,479	18,94,289	14,19,458	16,11,373
France	172,232	223,241	219,447	188,030	99,262	2,37,39,440	3,53,42,651	3,67,93,453	2,32,97,705	1,10,87,897
Spain	550	100	79,249	13,000
Portugal (including Azores and Madeira)	3,709	4,21,074
Italy (including Friume)	70,075	80,344	23,214	72,413	54,870	1,13,02,785	1,23,52,323	44,82,219	33,89,410	59,32,245
Austria	26	22	6,570	3,189
Greece (including Crete)	10	35	10	268	325	1,037	9,920	2,050	49,145	56,715
Syria	142	95	49	182	61	48,288	27,732	12,955	46,288	11,755
Muscat Territory and Trucial Oman	25	5	9	24	18	5,119	1,080	2,041	3,978	2,786
Other Native States in Arabia	21	40	38	40	32	6,439	10,091	3,504	7,617	6,857
Iraq	44	40	41	62	61	10,827	10,105	11,380	12,151	11,683
Iran	10	1	2,172	260
Egypt	78	592	3,026	1,916	3,299	30,105	1,24,927	4,33,423	2,41,415	3,89,261
United States of America— Via Atlantic Coast	1	1,100	93	310	25	..	1,30,707	6,500
Argentine Republic (including the Atlantic Coast of Patagonia)	522	72,560
Other Foreign Countries	1	21	5	14	5	461	5,168	1,575	3,765	741
TOTAL FOREIGN COUNTRIES	552,425	591,770	399,061	485,620	368,697	8,98,10,559	8,95,92,706	6,51,14,695	5,87,68,706	4,18,62,589
Share of Bengal	20	3	51	3,210	421	3,150
.. Bombay	143,867	176,944	32,994	91,073	74,677	2,31,53,059	3,93,37,373	1,52,23,545	1,18,30,771	98,89,438
.. Sind	113	3	49	126	54	20,073	1,787	9,956	16,314	9,332
.. Madras	457,304	495,911	349,969	455,337	426,350	7,35,01,828	7,14,74,594	5,59,87,759	5,44,60,737	4,99,76,108
.. Burma	..	27	7	40	62	10	4,307	603	4,144	6,271
TOTAL]	601,204	671,973	433,012	546,546	511,194	9,66,78,700	10,18,68,582	7,12,21,864	6,53,11,466	5,92,84,189
<i>Linseed (H, K) —</i>										
United Kingdom (including Channel Islands)	Tons	Tons	Tons	Tons	Tons					
	57,605	14,133	14,270	176,425	103,784	1,24,03,582	16,46,582	16,54,832	2,01,24,771	1,28,40,984

No. 11—continued

ARTICLES, AND COUNTRIES OF FINAL DESTINATION; ALSO SHARE OF EACH PROVINCE	QUANTITY					VALUE				
	1930-31	1931-32	1932-33	1933-34	1934-35	1930-31	1931-32	1932-33	1933-34	1934-35
						R	R	R	R	R
Seeds—continued										
Oil seeds—continued										
Non-essential—continued										
Linseed (II. K)—continued	Tons	Tons	Tons	Tons	Tons					
Kenya Colony	1	2	..	40	50	152	462	45	5,454
Commonwealth of Australia	10,970	10,088	9,415	11,058	21,442	21,91,336	11,55,493	10,18,780	13,60,484	25,97,226
Canada—										
<i>Via Atlantic Coast</i>	7,141	9,22,906
New Zealand	100	23,179
Fiji Islands	200	21,840
Other British Possessions	17	26	20	30	33	6,025	6,911	5,682	5,576	6,559
TOTAL BRITISH EMPIRE	68,692	24,398	23,717	188,413	182,440	1,46,29,172	28,30,978	26,79,656	2,14,90,376	1,68,73,129
Norway	250	250	200	28,073	21,301	23,176
Poland (including Danzig)	109	12,500	..
Germany	10,649	9,844	9,480	10,316	5,421	23,33,380	18,64,148	13,31,562	18,35,057	7,09,400
Netherlands	22,799	400	200	3,984	700	52,00,730	45,017	32,148	5,23,792	87,612
Belgium	13,223	700	345	10,204	824	28,68,229	90,594	39,745	12,66,716	1,03,722
France	21,930	44,213	21,611	42,603	13,714	52,68,997	55,21,450	26,01,495	51,23,695	10,94,157
Spain	3,345	3,849	1,650	9,100	3,567	17,64,435	5,23,677	2,09,115	10,53,215	4,31,893
Portugal (including Azores and Madeira)	400	40,000
Italy (including Fiume)	32,029	14,619	10,573	21,690	10,113	72,61,153	23,76,057	18,13,689	31,25,476	13,06,930
Bulgaria	100	17,723
Greece (including Crete)	2,975	3,100	2,980	6,204	14,624	5,56,077	3,42,981	3,17,001	6,95,207	5,63,910
Japan	2,354	6,259	150	1,404	..	5,98,232	7,46,002	17,018	1,68,429	..
Egypt	68,945	12,738	1,023	38	1,552	1,35,99,164	14,53,745	1,16,810	4,326	1,58,524
United States of America—										
<i>Via Atlantic Coast</i>	200	83,951	64,798	24,000	1,08,61,737	84,53,759
<i>" Pacific "</i>	50	..	600	6,060	..	68,505	..
Other Foreign Countries	8	3	1	1	7	1,432	609	641	296	1,513
TOTAL FOREIGN COUNTRIES	188,107	95,895	48,473	190,456	105,925	3,94,77,907	1,24,80,340	64,31,097	2,42,60,252	1,36,02,617
Share of Bengal	163,898	75,530	47,186	133,627	96,603	3,12,35,390	35,33,073	52,23,728	2,02,13,673	1,17,92,243
<i>" Bombay</i>	102,901	44,703	26,024	134,713	1,30,317	2,23,71,439	67,43,245	33,36,965	2,42,14,894	1,67,97,830
<i>" Madras</i>	5,623	11,443	6,22,551	13,86,723
TOTAL	236,799	120,233	72,190	378,868	238,365	5,41,06,779	1,53,11,318	91,10,753	4,57,51,128	2,99,75,746
MOWA or MOWRA (II. K)—										
United Kingdom (including Channel Islands)	100	..	25	10,014	..	4,700
Other British Possessions	15	..
TOTAL BRITISH EMPIRE	100	..	25	10,014	..	4,700	15	..
Netherlands	300	20,000
Belgium	1,180	..	146	1,19,795	..	16,874
TOTAL FOREIGN COUNTRIES	1,380	..	146	1,39,795	..	16,874
Share of Bombay	1,225	..	171	1,26,039	..	21,574	15	..
<i>" Madras</i>	305	33,720
TOTAL	1,430	..	171	1,49,809	..	21,574	15	..
Mustard (II. K)—										
United Kingdom (including Channel Islands)	30	10	20	20	39	3,759	2,643	3,302	3,362	6,525
Ceylon (excluding Maldives)	92	100	61	212	32	19,357	15,039	8,982	26,290	12,289
Straits Settlements	59	29	42	74	27	19,304	9,809	13,324	20,494	8,626
Mauritius and Dependencies	27	22	31	32	24	9,307	8,136	7,974	7,320	4,236
Other British Possessions	62	47	53	49	68	20,469	12,331	13,736	11,510	13,083
TOTAL BRITISH EMPIRE	270	208	212	337	240	77,236	43,153	48,268	69,376	44,769

GENERAL EXPORTS

(638)

INDIAN MERCHANDISE

No. 11—continued

ARTICLES, AND COUNTRIES OF FINAL DESTINATION; ALSO SHARE OF EACH PROVINCE	QUANTITY					VALUE				
	1930-31	1931-32	1932-33	1933-34	1934-35	1930-31	1931-32	1932-33	1933-34	1934-35
Seeds—continued						Rs	Rs	Rs	Rs	Rs
Oil seeds—continued										
Non-essential—continued										
Mustard (H. K.)—continued	Tons	Tons	Tons	Tons	Tons					
Germany	246	306	446	337	301	62,565	67,599	69,869	52,338	52,501
Netherlands	84	164	194	237	265	19,704	33,378	32,110	35,445	43,901
Belgium	369	521	801	324	274	91,203	97,107	1,10,996	44,822	46,941
France	1,466	1,528	1,870	1,095	1,562	3,80,564	3,43,810	3,20,715	3,12,506	2,78,941
Italy (including Fiume)	103	5	5	13,625	800	800
United States of America— Vid Atlantic Coast	100	72	26	101	124	16,500	10,729	3,775	14,000	26,538
Other Foreign Countries	3	3	3	2	591	1,394	1,333	953	456
TOTAL FOREIGN COUNTRIES	2,265	2,594	3,448	3,002	2,632	6,71,187	5,59,516	5,57,223	4,60,864	4,45,224
Share of Bengal	89	69	51	64	42	13,355	9,353	3,350	7,916	5,730
.. Bombay	2,149	2,221	2,926	2,716	2,328	5,75,157	5,30,249	5,27,066	4,52,339	4,31,693
.. Sind	144	414	536	425	222	31,405	52,732	63,478	46,313	46,501
.. Madras	169	93	52	193	51	33,554	14,519	6,927	23,245	7,039
.. Burma	2	18	..	32	25
TOTAL	2,535	2,602	3,655	3,389	2,773	6,48,473	6,07,669	6,06,091	5,20,340	4,89,993
Niger (H. K.)—										
United Kingdom (including Channel Islands)	471	386	377	331	244	74,943	42,032	45,115	35,380	20,984
Other British Possessions	31	2	6	4	11	4,820	490	1,110	740	2,143
TOTAL BRITISH EMPIRE	502	388	383	335	255	79,763	42,522	46,225	36,120	23,127
Germany	397	331	1,460	1,265	830	1,31,791	99,027	1,81,459	1,25,993	63,141
Netherlands	199	178	200	239	140	25,002	22,435	27,444	29,033	11,324
Belgium	347	154	178	254	197	53,094	21,743	25,880	26,222	19,421
Italy (including Fiume)	100	1	25,000	12	147
United States of America— Vid Atlantic Coast	8	42	37	59	146	1,782	7,022	17,330	9,288	30,371
Other Foreign Countries	5	5	65	20	225	693	750	7,146	2,003
TOTAL FOREIGN COUNTRIES	1,551	1,210	1,930	1,912	1,334	2,36,894	1,50,825	2,52,863	1,97,744	1,17,407
Share of Bengal	1	1	3	180	50	140	130	581
.. Bombay	539	343	475	343	173	1,09,605	54,362	32,913	36,175	24,374
.. Madras	1,514	1,200	1,347	1,993	1,413	2,05,871	1,39,015	2,16,030	1,98,059	1,15,079
TOTAL	2,053	1,549	2,313	2,247	1,589	3,16,657	1,93,437	2,99,038	2,34,364	1,40,534
Poppy (H. K.)—										
United Kingdom (including Channel Islands)	5	44	..	25	..	1,035	6,535	..
Ceylon (excluding Maldives).	20	18	19	16	14	8,915	6,836	6,468	4,357	3,257
Straits Settlements	80	68	50	77	29	33,895	23,114	14,193	21,665	5,345
Other British Possessions	7	17	9	3	12	5,901	5,447	4,178	4,266	3,445
TOTAL BRITISH EMPIRE	107	103	83	145	55	48,736	35,397	25,924	37,373	13,148
Denmark	172	143	..	1,940	..	33,162	25,331	..
Germany	189	1	204	95	..	55,167	270	36,392	10,650	..
Netherlands	1	125	30	270	32,231	15,910	..
France	200	104	75	403	..	55,000	16,575	16,312	79,620	..

No. 11—continued

ARTICLES, AND COUNTRIES OF FINAL DESTINATION; ALSO SHARE OF EACH PROVINCE	QUANTITY					VALUE				
	1930-31	1931-32	1932-33	1933-34	1934-35	1930-31	1931-32	1932-33	1933-34	1934-35
Seeds—continued						R	R	R	R	R
Oil seeds—continued										
Non-essential—continued										
Poppy (H. K.)—continued	Tons	Tons	Tons	Tons	Tons					
Japan	66	2,690	..
United States of America—										
Via Atlantic Coast	42	16	30	30	20	10,218	2,925	5,200	4,900	4,400
Other Foreign Countries	7	3	3	2	..	2,283	1,078	1,460	649	338
TOTAL FOREIGN COUNTRIES	445	125	69	818	20	1,24,603	21,118	1,29,807	1,52,600	4,738
Share of Bengal	25	15	19	67	10	9,684	3,991	4,022	10,671	1,607
" Bombay	455	213	673	798	64	1,41,966	62,609	1,61,709	1,60,939	16,307
" Sind	72	88	1	21,689	15	..	19,313	173
TOTAL	552	228	692	683	75	1,78,389	56,515	1,55,731	1,89,978	17,886
Rape (H. K.)—	Tons	Tons	Tons	Tons	Tons					
United Kingdom (including Channel Islands)	10,628	14,448	10,680	19,710	12,171	14,85,818	19,02,270	13,91,412	20,83,170	13,72,511
Ceylon (excluding Maldives)	172	362	410	228	818	59,150	1,15,880	1,08,430	62,467	70,621
Straits Settlements	118	105	71	75	60	43,874	36,620	20,284	21,174	20,220
Commonwealth of Australia	..	69	15	..	10,104	2,196
Other British Possessions	28	83	25	14	34	9,103	10,158	7,212	2,553	6,622
TOTAL BRITISH EMPIRE	10,936	15,012	11,186	20,027	12,598	15,97,945	20,75,032	15,27,388	21,75,364	14,74,169
Norway	1,000	800	800	1,200	..	1,88,000	1,04,000	96,024	1,27,261	..
Germany	2,326	4,026	9,058	9,779	4,194	3,99,158	5,25,184	12,23,432	10,90,583	4,54,979
Netherlands	3,825	8,762	11,560	14,581	6,945	6,24,540	11,32,087	16,62,796	16,15,766	7,90,272
Belgium	1,825	1,260	2,525	4,348	2,604	3,00,205	1,65,220	3,24,795	4,01,628	2,90,285
France	10,642	5,613	8,305	11,073	5,198	17,40,189	7,21,600	10,41,446	12,51,579	6,01,482
Spain	260	100	250	1,074	810	38,800	11,000	32,970	1,19,244	98,718
Italy (including Rome)	1,700	18,038	70,497	9,672	3,433	2,64,000	25,64,023	94,09,755	10,85,071	3,80,055
Japan	..	100	100	14,110	13,952
United States of America—										
Via Atlantic Coast	325	176	275	1,765	1,142	62,750	24,247	35,500	1,86,308	1,44,318
" Pacific "	14	2,827
Other Foreign Countries	5	1	..	4	1	1,006	240	97	626	317
TOTAL FOREIGN COUNTRIES	21,907	38,856	103,360	53,436	24,386	36,18,738	52,61,666	1,38,45,767	59,68,009	27,65,104
Share of Bengal	60	171	103	7	16	9,709	23,392	14,532	946	2,376
" Bombay	322	365	3,014	1,390	695	2,10,217	2,17,900	4,84,351	2,21,433	1,37,971
" Sind	21,951	52,797	111,374	71,763	36,143	49,96,767	70,90,196	1,42,66,439	73,89,082	40,82,933
" Madras	..	35	55	301	80	..	4,710	7,333	31,969	9,994
TOTAL	32,843	53,668	114,546	73,463	36,934	52,16,683	73,30,693	1,53,78,105	81,48,480	42,89,278
Sesamum (oil or linseed) (H. K.)—	Tons	Tons	Tons	Tons	Tons					
Palestine	80	201	10	18,456	29,184	1,380
Aden and Dependencies	250	218	38	243	491	84,788	59,298	9,020	54,637	1,07,327
Ceylon (excluding Maldives)	139	317	416	302	630	27,122	78,561	94,224	1,62,561	1,19,918
Straits Settlements	6	339	451	605	52	2,000	71,701	77,122	55,823	7,636
Hongkong	..	126	20	14	25,578	4,076	1,053	..
Other British Possessions	16	11	31	60	50	4,905	3,185	7,914	7,865	8,409
TOTAL BRITISH EMPIRE	404	1,011	1,042	1,915	1,283	1,18,815	2,38,923	2,10,812	3,10,093	2,44,630

GENERAL EXPORTS
INDIAN MERCHANDISE

(640)

No. 11—continued

ARTICLES, AND COUNTRIES OF FINAL DESTINATION; ALSO SHARE OF EACH PROVINCE	QUANTITY					VALUE				
	1930-31	1931-32	1932-33	1933-34	1934-35	1930-31	1931-32	1932-33	1933-34	1934
Seeds—continued										
Oil seeds—continued						R	R	R	R	R
Non-essential—continued										
Sesamum (til or linjil) (II. K.) —continued	Tons	Tons	Tons	Tons	Tons					
Germany	900	200	385	110	..	1,58,990	36,000	55,080	14
Netherlands	775	600	1,20,985	1,17,000
Belgium	400	8	..	64,984	70
France	90	183	167	62	..	18,500	81,251	23,454	9
Portugal (including Azores and Madeira)	200	36,000
Italy (including Fiume)	12	3,401	4,596	8,454	788	1,875	6,19,212	7,76,704	11,12,056	96
Greece (including Crete)	20	..	168	8,644	..	22
Syria	5	118	224	16	..	1,460	9,145	49,149	2,54
Native States in Arabia other than Maskat Territory and Trucial Oman	548	729	443	697	1,007	1,97,102	2,12,402	1,30,544	1,66,987	2,21,88
Japan	117	1	..	20,520	11
Egypt	181	160	2,768	3,273	568	26,000	44,380	5,36,524	4,68,184	77,64
Italian East Africa (Somal- land and Eritrea)	7	66	80	1,510	14,175	20,31
United States of America—										
Via Atlantic Coast	1,127	105	64	89	..	1,56,904	28,059	12,210	23,91
" Pacific "	3,565	..	5	64	..	6,60,287	..	1,920	16,91
Other Foreign Countries	21	12	45	31	11	4,687	1,806	12,640	5,504	2,44
TOTAL FOREIGN COUNTRIES	712	11,311	9,280	13,346	2,062	2,29,664	20,71,380	17,39,101	19,08,719	5,08,22
Share of Bengal	2	699	85	11	2	370	98,224	10,575	1,370	1,6
" Bombay	908	11,132	9,321	14,332	3,719	3,06,225	20,91,555	12,70,302	21,08,515	6,73,04
" Sind	118	514	72	308	349	25,297	1,07,723	15,592	48,857	63,31
" Madras	24	10	56	14	99	15,347	1,245	9,003	1,387	14,81
" Burma	4	60	308	646	70	680	10,365	44,441	69,233	9,01
TOTAL	1,116	12,322	10,322	15,261	4,245	3,48,479	22,09,708	19,49,918	22,19,412	7,52,31
East (II. K.)—	Tons	Tons	Tons	Tons	Tons					
Straits Settlements	10	10	4	43,560	27,362	10,800
Federated Malay States	7	3	23,600	10,473	2,705
Kenya Colony	17	15	9	..	6	99,962	77,667	47,798	..	11,60
Tanganyika Territory	4	3	4	24,112	11,453	12,403
Other British Possessions	1,080	..	750	..
TOTAL BRITISH EMPIRE	44	31	17	..	6	1,91,434	1,27,985	73,701	750	21,54
U. S. S. R.—										
Southern	397	326	5,41,325	3,57,775
Pacific Ports (in Asia)	58	68,250
Sumatra	74	118	2	1,49,292	32,854	5,064
Java	20	27	48	48,453	59,481	41,125
Egypt	103	169	1,59,887	1,76,085
Portuguese East Africa	10	6	2	30,050	16,100	4,780
Other Foreign Countries	2	1	1	4,450	5,112	2,999
TOTAL FOREIGN COUNTRIES	609	600	48	9,28,962	7,10,658	53,918
Share of Bengal	627	609	52	9,78,429	7,36,240	65,318	750	31,
" Bombay	21	18	13	..	6	1,28,699	33,832	69,196	..	31,
" Madras	3	4	15,275	13,520	2,395
TOTAL	658	681	65	..	6	11,20,396	8,38,643	1,27,619	750	31,

No. 11—continued

ARTICLES, AND COUNTRIES OF FINAL DESTINATION; ALSO SHARE OF EACH PROVINCE	QUANTITY					VALUE				
	1930-31	1931-32	1932-33	1933-34	1934-35	1930-31	1931-32	1932-33	1933-34	1934-35
	Tons	Tons	Tons	Tons	Tons	R	R	R	R	R
Seeds—continued										
Oil seeds—continued										
Non-essential—continued										
Other sorts (II. K)—										
United Kingdom (including Channel Islands)	168	190	276	166	147	21,430	20,085	27,240	28,131	20,460
Other British Possessions	3	12	22	43	6	3,945	4,226	4,585	6,050	3,456
TOTAL BRITISH EMPIRE	171	202	298	209	153	25,374	24,311	31,825	34,181	23,916
Germany	18	..	176	1,780	32	16,017	647	25,627	1,94,699	3,434
Netherlands	75	2,258	282	4,202	181	6,125	1,00,220	30,907	5,12,908	20,920
Belgium	224	393	315	557	352	20,983	30,303	32,239	61,441	28,630
France	75	158	75	..	24	6,625	20,782	9,400	..	2,445
Spain	25	44	4	5	128	3,940	9,470	400	600	14,313
Italy (including Fiume)	49	3,668
Portuguese East Africa	49	..	44	215	244	4,214	42	5,656
United States of America— Via Atlantic Coast	1	1,142	4	430	1,71,834	1,173
„ Pacific „	4	100	..	610	4
Other Foreign Countries	11	9	2	9	9	4,667	3,088	1,381	33,153	2,270
TOTAL FOREIGN COUNTRIES	477	2,847	904	7,699	774	68,151	2,75,953	1,04,588	9,46,400	78,245
Share of Bengal	49	33	105	4,314	2,651	80
„ Bombay	642	3,043	1,192	7,333	918	77,644	2,33,237	1,23,397	9,62,666	1,00,376
„ Sind	1,500	..	16
„ Madras	6	7	30	32	9	14,331	7,532	3,617	6,156	2,305
„ Burma	1	21	200	140	3,798	..
TOTAL	648	3,049	1,202	7,908	927	93,525	3,01,164	1,37,018	9,74,671	1,02,761
Total Seeds, non-essen- tial—										
United Kingdom (including Channel Islands)	176,250	141,027	31,528	279,948	278,961	2,66,67,300	1,89,70,125	1,23,12,803	3,23,03,759	3,43,40,137
Palestine	59	90	1,169	5,143	2,115	15,131	20,849	1,65,429	6,04,752	2,53,775
Aden and Dependencies	314	287	77	283	565	1,06,527	78,397	21,038	65,736	1,23,502
Habroin Islands	15	14	14	28	33	4,276	4,125	3,425	5,438	7,158
Ceylon (excluding Maldives)	1,721	2,223	1,907	2,652	2,324	2,89,193	3,39,021	3,10,773	3,49,348	2,79,307
Straits Settlements	237	750	693	1,540	3,048	1,45,508	1,84,654	1,40,951	1,93,627	3,73,021
Federated Malay States	27	18	23	163	248	27,830	13,159	7,674	20,332	31,304
Hongkong	12	130	35	17	6	2,067	26,060	6,521	1,685	1,177
Union of South Africa	920	1,423	724	981	731	1,11,227	2,15,155	1,35,520	1,09,611	90,336
Kenya Colony	24	23	36	8	52	1,05,007	81,277	54,632	3,507	39,725
Tanganyika Territory	4	6	5	2	1	25,229	12,953	13,313	801	707
Mauritius and Dependencies	162	43	52	67	31	36,904	15,796	12,414	12,804	13,426
Canada— Via Atlantic Coast	45	..	15	5	7,394	3,175	..	4,000	860	9,71,437
British West India Islands (excluding Bahamas)	6	27	23	7	5	1,380	5,297	6,289	1,270	693
Commonwealth of Australia	11,210	11,375	10,382	13,502	24,220	22,25,588	13,19,166	11,37,893	15,27,443	29,08,158
New Zealand	100	..	108	1	2	23,389	80	14,320	170	390
Fiji Islands	..	200	40	21,852	20	40	130
Other British Possessions	12	15	19	20	40	5,569	4,659	6,482	6,623	3,435
TOTAL BRITISH EMPIRE	191,167	157,561	96,902	304,390	313,435	2,97,31,897	2,13,12,416	1,43,59,497	3,53,02,766	3,94,45,808

GENERAL EXPORTS

INDIAN MERCHANDISE

(642)

No. 1—continued

ARTICLES, AND COUNTRIES OF FINAL DESTINATION; ALSO SHARE OF EACH PROVINCE	QUANTITY					VALUE				
	1930-31	1931-32	1932-33	1933-34	1934-35	1930-31	1931-32	1932-33	1933-34	1934-35
	Tons	Tons	Tons	Tons	Tons	R	R	R	R	R
Seeds—continued										
Oil seeds—concluded										
Non-essential—concluded										
Total Seeds, non-essential—continued										
Union of Socialist Soviet Republics—										
Southern	397	328	5,41,325	3,57,775
Pacific Ports (in Asia)	58	63,250
Estonia	50	600	..	5,000
Sweden	2,005	4,712	..	820	..	2,33,200	3,96,875	..	1,22,310	..
Norway	10,514	5,789	3,546	3,750	6,401	16,57,070	10,05,848	5,11,312	4,16,274	6,82,404
Denmark	907	4,133	1,873	6,961	5,898	1,73,960	5,47,550	2,82,072	8,02,167	5,96,503
Poland (including Danzig)	289	1,650	32,828	1,45,480
Germany	135,592	188,584	70,705	125,673	79,277	2,33,16,413	1,99,43,255	1,07,08,739	1,52,37,339	89,38,662
Netherlands	194,532	159,720	100,635	125,533	126,284	3,26,02,902	2,26,09,489	1,56,96,316	1,50,63,655	1,39,95,054
Belgium	24,492	12,009	16,948	29,478	18,205	46,70,930	17,79,837	25,39,148	33,47,632	20,00,946
France	225,622	395,213	268,359	257,361	129,017	3,91,35,898	4,50,56,353	4,31,33,791	3,17,14,746	1,54,36,597
Spain	12,730	6,143	4,907	12,504	7,331	24,11,411	8,50,967	6,53,592	14,35,613	6,82,352
Portugal (including Azores and Madeira)	200	200	4,109	36,000	27,160	4,61,074
Italy (including Fiume)	113,263	123,506	120,164	120,124	70,768	2,00,20,298	2,01,69,578	1,73,46,114	1,46,72,871	82,93,973
Austria	26	22	6,570	3,189
Hungary	49	11,845
Bulgaria	100	17,723
Greece (including Crete)	3,295	3,435	3,879	6,657	5,307	6,08,176	3,90,627	3,72,383	7,67,083	6,65,333
Syria	142	100	167	406	79	43,233	29,192	42,100	95,387	14,720
Iraq	70	58	72	86	105	21,772	18,892	23,392	19,845	24,450
Market Territory and Trucial Oman	44	20	26	47	48	12,308	5,837	9,230	10,935	9,295
Other Native States in Arabia	580	776	478	737	1,053	2,09,558	2,25,138	1,40,919	1,75,527	2,30,330
Iran	48	10	16,519	2,042	..	10	13
Sumatra	74	13	3	1	..	1,49,292	32,854	5,084	150	..
Java	20	30	43	43,633	59,840	41,336	70	344
Philippines	50	6,240
Japan	2,355	10,468	2,150	1,469	507	5,99,184	13,24,142	3,17,769	1,73,041	43,920
Egypt	69,260	14,773	6,817	6,781	7,588	1,33,05,706	19,27,392	11,32,173	8,02,740	9,01,317
Portuguese East Africa	16	13	53	202	46	31,491	18,675	10,528	22,010	6,623
Italian East Africa (Somaliland and Eritrea)	7	56	80	131	26	1,615	14,175	20,351
United States of America—										
V4 Atlantic Coast	34,655	36,176	29,158	111,653	80,234	58,15,920	50,51,508	42,03,347	1,43,05,747	1,03,77,731
" Pacific "	4,340	3,645	..	609	79	7,38,622	6,66,447	..	71,235	19,939
Argentine Republic (including the Atlantic Coast of Patagonia)	522	72,560	20
Other Foreign Countries	6	26	41	40	8	5,255	11,122	13,260	7,343	1,345
TOTAL FOREIGN COUNTRIES	841,107	824,801	629,590	811,422	542,117	14,69,69,550	12,25,90,602	9,72,27,059	9,93,42,696	6,37,56,245
Share of Bengal	157,394	37,430	50,853	1,39,913	105,480	3,26,52,131	1,97,40,529	57,32,453	2,09,50,366	1,26,22,470
" Bombay	341,543	309,695	177,395	3,41,691	333,311	5,79,64,241	4,94,99,144	2,95,90,189	4,44,12,374	3,06,16,495
" Sind	39,442	53,768	112,068	72,301	27,196	60,94,969	72,57,309	1,49,63,005	80,31,761	42,32,943
" Madras	500,976	531,349	335,850	5,10,688	434,413	8,19,31,393	7,64,69,698	6,12,94,740	6,11,53,406	5,57,08,279
" Burma	14	120	316	719	252	3,213	16,438	45,184	87,555	30,955
TOTAL	1,032,274	982,362	726,492	1,115,312	865,552	17,37,45,447	14,39,08,013	11,15,36,556	13,46,45,462	10,32,02,113

No. 11—continued

ARTICLES, AND COUNTRIES OF FINAL DESTINATION; ALSO SHARE OF EACH PROVINCE	QUANTITY					VALUE				
	1930-31	1931-32	1932-33	1933-34	1934-35	1930-31	1931-32	1932-33	1933-34	1934-35
	Tons	Tons	Tons	Tons	Tons	R	R	R	R	R
Seeds—continued										
<i>Other than oil seeds (II. K)—</i>										
United Kingdom (including Channel Islands)	11	5	32	31	35	8,620	1,596	7,401	8,695	23,511
Ceylon (excluding Maldives)	20	16	11	10	12	8,448	7,446	8,934	8,158	3,972
Straits Settlements	27	5	1	—	28	5,314	1,047	329	150	2,408
Other British Possessions	12	11	3	4	5	7,048	3,788	2,485	2,415	4,395
TOTAL BRITISH EMPIRE	70	37	47	45	80	30,330	13,877	14,099	14,408	39,781
France	227	32	193	172	227	50,165	7,450	41,345	41,195	69,063
United States of America— Via Atlantic Coast	34	—	11	38	63	16,225	116	4,199	27,019	1,23,809
“ Pacific “	—	3	—	—	1	—	298	—	—	2,500
Other Foreign Countries	14	23	35	20	18	15,552	7,728	7,254	4,199	8,312
TOTAL FOREIGN COUNTRIES	275	58	239	230	314	81,942	15,590	52,798	72,413	2,02,684
Share of Bengal	15	13	3	3	31	15,332	3,341	1,471	3,860	5,033
“ Bombay	64	39	34	122	113	32,540	15,472	13,933	35,131	1,56,666
“ Sind	335	31	193	300	301	62,330	6,996	43,174	47,467	79,633
“ Madras	7	11	2	—	—	7,636	3,598	3,164	323	5
“ Burma	24	1	—	—	—	3,034	60	105	45	79
TOTAL	345	95	286	325	444	1,12,272	29,467	66,897	86,816	2,42,465
Total Seeds—	Tons	Tons	Tons	Tons	Tons					
United Kingdom (including Channel Islands)	176,004	141,388	81,903	280,030	279,250	2,67,52,400	1,00,39,148	1,23,85,734	3,25,34,576	3,46,73,332
Palestine	58	90	1,169	5,150	2,115	15,181	20,729	1,65,529	6,05,152	2,56,915
Aden and Dependencies	411	374	136	369	643	1,68,901	1,17,060	39,965	1,05,237	1,53,429
Bahrain Islands	15	32	15	33	38	5,395	12,338	3,741	8,208	7,935
Ceylon (excluding Maldives)	2,050	3,548	3,302	5,230	5,019	7,32,746	8,22,413	6,20,725	9,30,721	9,32,974
Maldives	1	1	—	9	1	823	198	6,417	201	310
Straits Settlements	2,032	2,191	2,053	3,572	5,539	7,41,097	6,69,738	4,75,078	6,60,710	7,87,337
Federated Malay States	58	44	130	300	353	33,208	19,375	25,768	43,304	54,184
Hongkong	51	166	87	49	9	13,033	32,936	16,400	6,105	3,017
Union of South Africa	1,051	1,563	397	1,163	993	2,00,906	2,93,351	2,09,271	1,66,640	1,47,306
Zanzibar and Pemba	57	35	31	33	43	51,304	27,193	17,911	25,345	30,169
Kenya Colony	108	115	127	126	119	1,62,745	1,30,613	98,248	60,789	87,214
Tanganyika Territory	26	28	31	23	23	47,360	22,760	27,493	13,219	15,193
Anglo Egyptian Sudan	11	2	6	3	34	9,630	670	2,365	1,645	10,956
Mauritius and Dependencies	280	163	165	200	259	71,361	45,995	33,330	39,552	33,505
Canada— Via Atlantic Coast	45	—	15	5	7,395	8,175	—	4,000	360	9,74,227
“ Pacific “	—	—	—	1	—	—	—	—	350	—
British West India Islands (excluding Bahamas)	6	23	27	3	8	2,051	6,492	7,501	1,542	1,639
Commonwealth of Australia	11,313	11,312	10,407	13,563	24,330	22,23,177	13,26,764	11,42,159	15,33,015	29,25,336
New Zealand	300	—	107	1	2	23,339	114	14,393	240	537
Fiji Islands	16	217	24	33	35	10,323	30,673	8,765	3,471	9,529
Other British Possessions	14	15	23	31	41	5,560	4,330	6,425	6,043	8,939
TOTAL BRITISH EMPIRE	195,034	161,302	101,163	310,697	326,239	3,13,27,361	2,20,31,535	1,53,07,713	3,03,07,325	4,11,69,746

GENERAL EXPORTS

INDIAN MERCHANDISE

(644)

No. 11—continued

ARTICLES, AND COUNTRIES OF FINAL DESTINATION; ALSO SHARE OF EACH PROVINCE	QUANTITY					VALUE				
	1930-31	1931-32	1932-33	1933-34	1934-35	1930-31	1931-32	1932-33	1933-34	1934-35
	Tons	Tons	Tons	Tons	Tons	Rs	Rs	Rs	Rs	Rs
Seeds—concluded										
Total Seeds—continued										
U. S. S. R.—										
Southern	397	323	5,41,965	3,57,775
Pacific Ports (in Asia)	58	63,250
Estonia	50
Sweden	2,005	4,712	7	851	17	2,36,200	3,06,875	2,300	1,33,700	5
Norway	10,514	5,789	8,546	3,750	6,401	16,57,070	10,05,949	5,11,312	4,16,274	6,82
Denmark	907	4,133	1,373	6,961	5,896	1,73,950	5,49,118	2,82,092	8,02,167	5,96
Poland (including Danzig)	269	1,650	32,370	1,48
Germany	135,659	188,660	70,752	125,728	70,281	2,38,34,362	1,99,54,938	1,07,16,416	1,52,40,447	80,40
Netherlands	194,546	159,745	103,664	125,843	1,28,294	3,26,08,260	3,26,14,475	1,56,98,924	1,51,25,400	1,39,97
Belgium	24,492	12,019	16,935	28,494	13,224	46,70,930	17,82,387	25,49,010	83,52,589	20,00
France	225,909	295,512	268,561	257,608	129,291	3,92,05,494	4,51,71,933	4,31,77,166	3,17,69,341	1,55,13
Spain	12,789	6,143	4,907	12,504	7,332	24,11,411	8,50,967	6,58,592	14,35,618	8,83
Portugal (including Azores and Madaira)	300	200	4,109	36,000	27,160	4,61
Italy (including Finimo)	118,266	128,506	120,164	120,156	73,331	2,00,20,620	2,01,69,578	1,73,46,114	1,46,80,386	88,01
Austria	26	22	6,570	3,139
Hungary	49	11,845
Bulgaria	100	17,723
Greece (including Crete)	3,295	3,435	3,373	6,637	3,308	6,08,176	3,90,627	3,72,383	7,67,033	6,65
Syria	143	102	170	407	131	44,668	31,292	42,675	95,939	21
Iraq	74	60	74	88	112	23,918	19,704	24,117	20,227	20
Mascat Territory and Trucial Oman	109	61	44	77	66	50,431	37,643	15,922	21,479	19
Other Native States in Arabia	620	323	521	761	1,063	2,31,019	2,42,901	1,55,547	1,86,492	2,40
Iran	53	11	1	1	1	19,543	2,336	592	415	..
Sumatra	74	13	2	1	..	1,49,262	32,354	5,179	159	..
Java	81	64	126	46	107	54,991	69,377	54,112	5,568	15
Siam	10	12	16	12	3	6,686	6,657	6,632	3,700	..
French Indo-China	2	1	1	3,399	4,790	1,300
Philippines	50	1	6,260	704	..
Japan	2,365	10,470	2,164	1,472	516	6,03,460	13,26,551	3,20,843	1,78,792	44
Egypt	69,295	14,773	6,826	6,376	7,693	1,38,09,661	19,29,371	11,36,415	8,38,337	9,37
Portuguese East Africa	50	57	83	243	88	57,939	43,030	24,915	36,683	20
Italian East Africa (Somaliland and Eritrea)	15	70	14	61	93	10,023	28,974	5,369	17,668	27
United States of America—										
Via Atlantic Coast	34,345	37,256	30,473	112,570	80,632	59,10,429	54,85,648	45,93,491	1,45,31,750	1,06,25,77
" Pacific "	4,349	3,648	24	609	123	7,38,622	6,66,753	6,880	71,235	43
Argentina Republic (including the Atlantic Coast of Patagonia)	522	5	5	..	5	72,560	1,220	600
Other Foreign Countries	7	23	46	44	16	11,275	8,614	14,604	9,581	31
TOTAL FOREIGN COUNTRIES	841,918	823,570	631,483	813,235	543,360	14,72,89,678	12,32,51,550	9,77,60,762	9,38,07,466	6,42,40
Share of Bengal										
" Bombay	258,105	33,319	52,034	191,493	108,185	3,28,12,334	1,05,96,799	59,82,124	2,11,52,203	1,39,55
" Sind	344,616	313,842	130,768	346,912	343,535	6,95,16,541	5,11,35,717	3,06,60,013	4,59,89,452	2,22,70
" Madras	2,683	53,300	113,369	73,033	37,615	51,72,747	72,76,436	1,50,07,650	81,15,991	43,74
" Burma	601,182	537,767	336,654	511,571	434,396	8,10,74,305	7,05,32,033	6,13,20,304	6,12,39,640	5,67,71
"	384	254	913	1,124	418	41,207	42,050	1,03,379	1,03,005	41
TOTAL	1,037,002	987,372	732,636	1,124,182	874,649	17,86,17,534	14,58,88,035	11,80,63,475	13,66,15,291	10,51,09

No. 11—continued

ARTICLES, AND COUNTRIES OF FINAL DESTINATION; ALSO SHARE OF EACH PROVINCE	QUANTITY					VALUE				
	1980-81	1981-82	1982-83	1983-84	1984-85	1980-81	1981-82	1982-83	1983-84	1984-85
						Rs.	Rs.	Rs.	Rs.	Rs.
Shells and Cowries—										
<i>Cowries (II. S)—</i>										
United Kingdom (including Channel Islands)	Cwts.	Cwts.	Cwts.	Cwts.	Cwts.					
Other British Possessions	26	52	0	11	7	670	9,540	60	385	60
TOTAL BRITISH EMPIRE	26	52	0	11	7	670	9,540	60	385	60
TOTAL FOREIGN COUNTRIES	70	69	12	14	11	2,389	1,840	225	250	225
<i>Share of Bengal</i>	101	98	16	25	11	2,959	1,240	235	635	225
<i>Bombay</i>	5	..	7	10	..	60
<i>Madras</i>	..	11	47
<i>Burma</i>	..	281	11,000
TOTAL	101	300	21	25	18	2,959	12,287	265	685	265
<i>Shells (chanks, Sankhii, large ornamental shells, cowries, mother of pearl shells, and oyster shells) (II. S)—</i>										
United Kingdom (including Channel Islands)	Cwts.	Cwts.	Cwts.	Cwts.	Cwts.					
Straits Settlements	978	584	874	798	734	16,895	8,665	8,555	12,791	13,080
Other British Possessions	9	3	120	30
TOTAL BRITISH EMPIRE	4,001	2,700	3,256	3,678	2,758	1,80,765	97,977	1,00,368	86,871	50,800
TOTAL FOREIGN COUNTRIES	16	99	72	11	..	618	2,486	1,662	345	..
<i>Share of Bengal</i>	11	22	..	1	23	225	900	..	30	360
<i>Bombay</i>	5	..	14	191	..	760
<i>Sind</i>	10
<i>Madras</i>	10	3	3	145	30	50
<i>Burma</i>	3,991	2,776	3,311	3,688	2,735	1,20,819	98,243	1,01,330	87,138	60,440
TOTAL	4,017	2,799	3,328	3,689	2,758	1,21,390	1,00,168	1,02,030	87,216	50,800
<i>Tortoise-shell (including nakhl or nakhl) (II. S)—</i>										
United Kingdom (including Channel Islands)	Lbs.	Lbs.	Lbs.	Lbs.	Lbs.					
Other British Possessions	5	25
TOTAL BRITISH EMPIRE	1,410	..	1,473	1,266	260	1,000	..	2,500	435	975
Japan	21	210
<i>Share of Bengal</i>	8	1,248	500	201	..
<i>Bombay</i>	1,466	24	260	2,000	234	975
<i>Sind</i>
<i>Madras</i>	1,410	1,000
<i>Burma</i>	21	210
TOTAL	1,410	..	1,494	1,266	260	1,000	..	2,710	435	975
Total of Shells and Cowries						1,25,339	1,12,450	1,05,025	89,266	52,000
Soap (III. U)—										
Ceylon (excluding Maldives)	Cwts.	Cwts.	Cwts.	Cwts.	Cwts.					
Straits Settlements	4	20	41	77	95	120	475	1,840	5,528	4,922
Kenya Colony	138	56	130	33	34	4,545	4,170	5,540	1,750	2,482
Kanitia and Dependencies	101	185	147	385	279	2,842	4,268	3,295	8,367	3,952
Other British Possessions	140	358	180	120	338	7,211	11,220	8,566	5,090	9,018
TOTAL BRITISH EMPIRE	438	814	670	862	1,206	10,661	20,861	26,547	31,154	39,800

GENERAL EXPORTS

(646)

INDIAN MERCHANDISE

No. 11—continued

ARTICLES, AND COUNTRIES OF FINAL DESTINATION; ALSO SHARE OF EACH PROVINCE	QUANTITY					VALUE				
	1930-31	1931-32	1932-33	1933-34	1934-35	1930-31	1931-32	1932-33	1933-34	1934-35
Scap (III. U)—continued	Cwts.	Cwts.	Cwts.	Cwts.	Cwts.	R	R	R	R	R
Iraq	20,367	12,164	13,711	14,442	15,584	3,63,922	2,05,218	2,14,539	1,98,629	2,10,4
Other Foreign Countries	513	320	258	227	232	9,887	5,305	4,588	4,011	5,2
TOTAL FOREIGN COUNTRIES	20,880	12,484	13,969	14,669	15,816	3,73,809	2,10,524	2,19,127	2,02,640	2,15,6
Share of Bengal	82	133	46	231	143	2,081	4,058	2,473	3,567	4,2
" Bombay	20,792	12,323	13,998	14,708	16,362	3,77,427	2,15,853	2,25,878	2,08,028	2,34,9
" Sind	184	424	249	101	164	2,957	6,542	4,406	1,407	1,4
" Madras	309	369	346	491	402	11,295	13,432	11,914	15,892	20,2
TOTAL	21,868	13,298	14,639	15,531	17,022	3,98,770	2,39,885	2,44,674	2,33,694	2,61,1
Specimens illustrative of Natural Science (II. B)—										
United Kingdom (including Channel Islands)	—	—	—	—	—	33,170	15,912	26,797	12,555	16,
Other British Possessions	—	—	—	—	—	3,109	3,182	927	2,109	
TOTAL BRITISH EMPIRE	—	—	—	—	—	36,279	19,094	27,724	14,665	16,
United States of America—										
Via Atlantic Coast	—	—	—	—	—	3,877	4,896	27,815	9,915	1
" Pacific "	—	—	—	—	—	1,100	395	—	—	1
Other Foreign Countries	—	—	—	—	—	2,972	3,039	3,897	4,567	2,1
TOTAL FOREIGN COUNTRIES	—	—	—	—	—	7,949	7,830	31,712	14,272	3,1
Share of Bengal	—	—	—	—	—	6,530	5,552	4,028	3,566	2,7
" Bombay	—	—	—	—	—	26,796	12,676	26,315	7,220	12,2
" Sind	—	—	—	—	—	492	1,232	14,530	12,789	4
" Madras	—	—	—	—	—	4,879	3,637	2,468	2,392	1,2
" Burma	—	—	—	—	—	5,431	3,006	11,596	3,060	1,4
TOTAL	—	—	—	—	—	44,228	26,904	59,436	28,927	19,4
Spices—										
Belemnites (I. F)—	Cwts.	Cwts.	Cwts.	Cwts.	Cwts.					
Aden and Dependencies	330	300	388	368	281	15,224	10,137	12,331	10,083	6,73
Union of South Africa	2,128	1,048	1,574	1,609	1,761	95,157	34,841	31,136	74,249	73,34
Kenya Colony	508	518	498	663	665	30,509	24,243	19,582	25,995	24,36
Tanganyika Territory	180	86	64	57	61	7,860	5,415	2,935	2,245	2,34
Fiji Islands	147	174	243	208	233	3,772	3,598	5,159	3,227	3,44
Other British Possessions	217	119	137	131	158	7,554	5,454	5,849	6,613	6,83
TOTAL BRITISH EMPIRE	3,510	2,245	2,904	3,086	[3,159]	1,60,086	88,813	1,26,992	1,32,512	1,22,4
Portuguese East Africa	299	257	213	214	226	16,494	14,291	12,470	10,720	21,5
Other Foreign Countries	288	133	162	112	134	10,773	4,783	7,252	3,627	4,5
TOTAL FOREIGN COUNTRIES	587	390	375	326	360	27,267	19,074	19,722	14,347	15,5
Share of Bengal	131	222	345	326	333	4,923	4,595	3,427	5,361	5,7
" Bombay	2,119	1,647	1,700	1,641	1,462	1,10,133	72,790	76,357	64,703	59,9
" Sind	2	2	3	9	10	35	54	210	172	14
" Madras	1,016	864	1,226	1,436	1,659	71,242	25,453	61,631	66,594	73,3
" Burma	110	—	—	—	—	960	—	19	39	—
TOTAL	4,097	2,635	3,279	3,412	3,519	1,87,358	1,02,892	1,46,714	1,36,859	1,38,0

No. 11—continued

ARTICLES, AND COUNTRIES OF FINAL DESTINATION; ALSO SHARE OF EACH PROVINCE	QUANTITY					VALUE				
	1930-31	1931-32	1932-33	1933-34	1934-35	1930-31	1931-32	1932-33	1933-34	1934-35
Spices—continued										
Cardamoms (I. F.)—										
United Kingdom (including Channel Islands)	Cwts. 1,200	Cwts. 780	Cwts. 900	Cwts. 1,608	Cwts. 1,330	₹ 2,37,104	₹ 1,63,428	₹ 1,76,404	₹ 3,01,714	₹ 2,21,388
Palestine	146	104	152	91	71	24,700	14,170	23,175	10,445	10,400
Aden and Dependencies	438	182	227	285	108	70,407	28,720	81,872	33,492	14,515
Bahrain Islands	902	267	668	481	324	1,18,729	40,660	57,716	87,684	59,735
Ceylon (excluding Maldives)	99	36	7	24	22	22,967	9,025	250	2,473	1,236
Straits Settlements	1,358	117	65	105	104	57,527	14,781	9,791	11,575	11,727
Union of South Africa	82	68	32	92	57	9,756	6,981	3,832	6,233	4,883
Zanzibar and Pemba	25	26	17	41	23	5,700	4,470	3,310	7,410	4,075
Kenya Colony	29	29	34	51	42	6,405	4,995	7,420	9,550	6,740
Anglo-Egyptian Sudan	183	27	90	117	92	36,965	5,115	13,730	16,725	11,000
Other British Possessions	162	29	24	33	10	10,384	2,923	2,919	4,179	1,604
TOTAL BRITISH EMPIRE	4,708	1,655	2,217	2,928	2,133	6,01,144	2,95,268	3,30,328	4,91,480	3,47,303
U. S. S. R.—										
Northern	46	12	31	24	6	11,394	3,024	4,942	5,400	1,500
Finland	89			144	191	16,224	19,814	26,058
Sweden	2,342	1,719	1,937	3,248	3,894	4,22,463	3,72,049	4,03,642	6,37,484	5,03,363
Norway	560	153	264	217	420	1,08,908	28,369	44,050	40,022	69,923
Denmark	922	307	306	767	372	1,54,897	45,684	47,478	1,24,873	62,888
Germany	1,402	855	1,343	1,584	1,296	2,42,587	1,15,567	2,27,772	2,22,396	1,61,536
Netherlands	78	33	186	149	69	11,622	24,327	20,523	26,724	8,120
France	7	216	1,104	11,515
Syria	93	57	37	2	9	13,850	7,650	6,100	250	1,700
Maskat Territory and Trucial Oman	64	30	48	55	46	17,912	7,360	8,517	10,340	7,585
Other Native States in Arabia	1,108	575	353	904	718	2,28,147	1,80,061	1,48,697	1,50,509	1,29,841
Iraq	126	54	113	155	69	22,247	7,614	16,394	21,700	9,675
Iran	197	130	118	193	145	35,523	14,914	16,879	25,193	19,187
Egypt	849	108	314	101	80	62,677	15,850	48,590	14,183	13,027
United States of America—										
Vld Atlantic Coast	1,371	656	566	1,345	599	2,37,934	1,69,787	1,14,703	2,99,494	1,34,981
" Pacific "	..	59	40	111	56	..	11,056	8,194	25,622	9,834
Other Foreign Countries	41	46	43	56	108	8,409	7,755	7,060	7,683	12,914
TOTAL FOREIGN COUNTRIES	8,787	4,808	6,139	9,052	7,094	16,42,794	9,41,867	11,20,401	16,32,796	11,83,697
Share of Bengal	70	42	39	78	54	9,116	3,133	3,241	4,119	3,549
" Bombay	6,022	2,352	3,833	3,213	2,166	11,39,116	5,12,927	6,01,323	5,39,528	3,60,776
" Sind	3	2	4	..	14	425	155	370	..	1,075
" Madras	6,153	3,559	4,476	3,636	7,043	10,66,347	7,21,353	8,45,685	15,30,617	11,65,291
" Burma	1,241	8	4	26,234	467	280	12	9
TOTAL	13,490	6,463	8,356	11,980	9,277	22,48,938	12,37,135	14,50,729	21,24,276	15,31,000
Chillies (I. F.)—										
United Kingdom (including Channel Islands)	Cwts. 134	Cwts. 81	Cwts. 375	Cwts. 163	Cwts. 21	₹ 4,212	₹ 2,047	₹ 12,282	₹ 3,338	₹ 501
Aden and Dependencies	1,270	1,213	1,248	1,427	1,446	33,790	25,700	28,423	23,482	24,892
Ceylon (excluding Maldives)	152,619	146,960	150,509	134,704	147,794	29,94,848	20,96,400	19,09,931	19,92,562	25,89,868
Straits Settlements	10,370	8,837	11,766	7,915	5,467	2,09,027	1,16,927	1,45,574	1,21,636	82,705
Federated Malay States	1,270	1,046	3,268	1,328	1,016	30,365	14,432	38,998	10,752	16,715
Union of South Africa	1,542	663	173	349	144	47,987	16,678	3,288	5,473	2,667
Mauritius and Dependencies	1,433	1,991	1,137	1,493	1,415	21,764	22,634	12,633	21,341	23,358
Other British Possessions	254	296	464	391	140	7,754	6,937	6,667	6,799	3,547
TOTAL BRITISH EMPIRE	168,007	161,087	168,940	147,170	157,443	38,54,742	23,01,845	21,55,651	21,94,193	27,44,163
Maskat Territory and Trucial Oman	416	237	285	213	371	11,228	3,693	4,089	3,149	5,329
Other Native States in Arabia	367	70	161	129	195	9,384	1,779	2,813	2,060	3,654

No. 1—continued

ARTICLES, AND COUNTRIES OF FINAL DESTINATION; ALSO SHARE OF EACH PROVINCE	QUANTITY					VALUE				
	1930-31	1931-32	1932-33	1933-34	1934-35	1930-31	1931-32	1932-33	1933-34	1934-35
						Rs	Rs	Rs	Rs	Rs
Spices—continued										
Stinger (I. F)—continued	Cwts.	Cwts.	Cwts.	Cwts.	Cwts.					
Commonwealth of Australia	270	650	120	50	331	6,910	9,105	2,880	550	10,274
New Zealand	460	385	200	160	140	7,850	5,365	1,540	1,978	2,100
Other British Possessions	202	243	341	244	253	11,007	8,453	9,324	7,072	5,677
TOTAL BRITISH EMPIRE	30,813	30,968	31,968	28,041	29,139	9,83,841	7,35,906	6,40,436	5,17,726	6,92,869
U. S. S. R.—										
Southern	517	..	81	60	..	15,790	1,582	2,075	1,375	..
Sweden	472	410	513	160	200	13,009	9,840	13,688	3,380	6,900
Germany	2,052	2,013	3,044	3,758	701	98,158	56,126	70,510	87,508	19,558
Netherlands	245	100	390	260	270	7,552	3,500	6,980	6,700	6,430
France	..	160	1,575	454	10	..	2,830	25,015	6,528	50
Syria	220	331	245	137	28	6,195	5,507	6,000	2,299	405
Mascat Territory and Trucial Oman	129	122	193	95	134	5,463	3,820	4,907	2,516	2,948
Other Native States in Arabia	6,757	12,731	12,398	8,723	4,833	1,98,099	2,73,123	2,54,160	1,63,626	1,13,872
Iraq	521	436	239	253	118	15,476	11,598	7,826	6,055	2,370
Iran	1,972	2,165	1,047	513	419	65,843	63,899	23,478	12,051	9,497
Egypt	1,311	916	1,187	832	120	43,063	27,377	32,990	13,019	2,241
Italian East Africa (Somaliland and Britania)	997	953	1,344	1,268	1,412	33,776	23,191	27,727	32,094	36,889
United States of America—										
Via Atlantic Coast	3,415	3,094	1,543	1,400	1,401	35,035	51,230	20,495	33,551	20,934
„ Pacific „	100	1,000
Other Foreign Countries	210	244	244	275	323	6,920	5,115	4,740	6,414	6,574
TOTAL FOREIGN COUNTRIES	19,427	23,575	24,633	18,783	10,149	6,08,438	5,48,788	5,10,398	3,86,016	2,34,223
Share of Bengal	132	68	69	60	177	5,350	3,237	1,842	1,276	3,362
„ Bombay	34,560	40,533	33,657	33,519	39,023	11,31,109	9,90,465	7,35,372	6,22,073	5,33,044
„ Sind	60	109	13	31	15	1,590	1,319	177	350	222
„ Madras	15,438	13,331	13,472	13,314	9,337	4,33,737	2,90,123	3,62,943	2,80,063	2,34,083
„ Burma	133	366
TOTAL	50,240	54,541	56,601	46,824	39,288	16,02,279	12,84,694	11,50,834	9,03,742	8,27,007
Pepper (I. F)—										
United Kingdom (including Channel Islands)	14,194	9,512	5,233	6,811	5,244	6,86,190	3,67,359	1,60,370	1,97,467	1,71,323
Palestine	275	358	329	43	743	17,320	19,610	13,170	1,900	23,340
Aden and Dependencies	2,131	3,715	391	85	1,623	1,30,321	89,019	15,961	2,690	58,550
Nahrain Islands	777	450	231	60	325	53,755	34,088	15,339	3,115	19,910
Ceylon (excluding Maldives)	2,225	1,148	786	497	2,270	83,103	52,044	36,063	23,014	92,028
Union of South Africa	55	58	29	93	63	5,015	4,333	1,945	3,123	2,195
Zanzibar and Pemba	179	155	151	115	207	11,315	10,130	7,393	5,150	9,020
Kenya Colony	180	166	131	196	240	12,332	10,231	6,457	6,660	10,030
Tanganyika Territory	143	149	113	71	136	9,695	3,140	4,935	2,950	6,240
Anglo-Egyptian Sudan	506	180	268	290	332	31,665	3,773	11,425	10,430	11,800
Seychelles	195	25	17	39	23	14,305	1,245	655	1,630	300
Canada—										
Via Atlantic Coast	1,513	1,313	1,231	2,614	1,304	74,074	71,544	46,311	76,931	49,641
„ Pacific „	60	..	400	20	100	2,600	..	10,000	600	3,000
Fiji Islands	151	35	133	124	113	13,231	1,364	5,794	3,772	3,332
Other British Possessions	64	193	5	15	123	3,233	7,305	129	499	4,916
TOTAL BRITISH EMPIRE	22,648	15,957	9,493	11,072	13,363	11,55,763	6,56,103	3,73,002	3,45,267	4,66,533

GENERAL EXPORTS

(650)

INDIAN MERCHANDISE

No. 11—continued

ARTICLES, AND COUNTRIES OF FINAL DESTINATION; ALSO SHARE OF EACH PROVINCE	QUANTITY					VALUE				
	1930-31	1931-32	1932-33	1933-34	1934-35	1930-31	1931-32	1932-33	1933-34	1934-35
	Cwts.	Cwts.	Cwts.	Cwts.	Cwts.	R	R	R	R	R
Spices—continued										
<i>Pepper (I. F.)—continued</i>										
U. S. & R.—										
Northern	102	2,600	..
Southern	270	82	443	30	..	12,465	3,480	14,845	1,333	..
Norway	308	50	330	105	50	10,350	3,500	10,490	2,025	1,850
Poland (including Danzig)	187	5,043
Germany	6,062	2,359	1,651	4,865	1,850	2,21,152	85,687	52,210	1,25,703	58,108
Netherlands	237	260	50	31	400	11,500	12,099	1,400	875	10,000
Belgium	50	143	50	3,500	3,825	1,300
France	2,907	2,817	1,061	200	460	1,24,080	1,06,068	87,090	5,750	16,083
Spain	120	200	382	100	..	6,900	6,800	14,840	2,620	..
Italy (including Fiume)	23,660	31,678	30,823	26,010	29,858	15,23,012	11,79,669	10,91,548	7,00,594	9,56,023
Bulgaria	212	430	187	45	..	3,575	19,374	7,474	1,350	..
Roumania	40	457	37	..	797	2,400	15,724	1,875	..	20,237
Greece (including Crete)	..	1,255	157	..	173	..	57,783	7,874	..	9,530
Turkey, European	192	1,130	248	420	25	10,500	49,630	10,300	13,350	1,000
Turkey, Asiatic	335	261	163	64	294	24,200	16,537	6,200	3,600	10,196
Syria	1,127	684	321	37	1,115	76,463	40,399	19,325	1,250	45,017
Mascat Territory and Tru- cial Oman	192	184	230	77	214	12,505	12,670	11,631	3,919	9,962
Other Native States in Arabia	986	1,102	1,113	699	679	70,283	54,420	52,262	27,641	28,717
Iraq	1,976	880	1,390	704	670	1,32,539	42,180	64,321	27,565	32,667
Iran	3,406	2,697	1,998	2,031	3,057	5,26,574	1,43,395	97,608	97,167	1,28,565
Egypt	5,297	5,007	3,225	2,289	1,290	2,29,318	2,36,155	1,67,415	1,05,001	46,527
Tunis (a)	180	100	50	5,400	2,900	2,000
Morocco (a)	187	575	7,500	20,750
Morocco, Spanish (b)	150	5,150	..
Italian East Africa (Somali- land and Erytra)	511	519	448	266	753	32,525	23,235	12,630	9,650	27,224
United States of America—										
Via Atlantic Coast	19,488	25,483	5,162	3,223	17,599	3,59,766	3,61,399	1,32,451	2,29,741	5,25,651
" Pacific "	32	..	1,625	1,000	..	3,200	..	41,150	32,500
Cuba	61	6,000
Argentine Republic (includ- ing the Atlantic Coast of Patagonia)	437	22,500
Chile (including the Pacific Coast of Patagonia)	163	5,200
Other Foreign Countries	46	33	124	284	236	3,278	3,842	4,562	3,837	3,937
TOTAL FOREIGN COUNTRIES	78,261	78,140	50,227	47,337	60,707	40,61,785	30,52,756	18,98,404	14,78,536	19,83,355
Share of Bengal	1,267	465	763	521	656	55,657	30,020	39,017	27,925	32,364
" Bombay	25,314	17,616	11,162	7,766	12,716	16,07,143	9,46,439	6,53,343	3,36,203	5,23,503
" Sind	42	117	33	89	13	1,970	4,333	1,235	3,311	319
" Madras	74,230	67,605	47,761	50,533	60,631	35,52,423	27,67,346	16,77,231	14,54,454	18,87,594
" Burma	6	3,294	1	..	5	355	323	30	..	310
TOTAL	100,909	94,097	59,725	58,909	74,070	52,17,463	37,38,858	22,71,408	18,23,903	24,50,390
Other sorts (I. F.)—	Cwts.	Cwts.	Cwts.	Cwts.	Cwts.					
TOTAL BRITISH EMPIRE	379	292	583	468	393	15,921	9,728	12,006	12,218	7,565
Mascat Territory and Tru- cial Oman	210	218	211	236	236	5,003	4,318	4,070	4,390	4,625
Other Foreign Countries	169	128	261	189	303	7,309	4,840	3,278	6,233	11,023
TOTAL FOREIGN COUNTRIES	409	346	472	425	679	12,312	9,158	12,349	10,623	15,648

(a) Discontinued from 1933-34.
(b) Separately specified from 1933-34.

No. 11—continued

ARTICLES, AND COUNTRIES OF FINAL DESTINATION; ALSO SHARE OF EACH PROVINCE	QUANTITY					VALUE				
	1930-31	1931-32	1932-33	1933-34	1934-35	1930-31	1931-32	1932-33	1933-34	1934-35
	Cwts.	Cwts.	Cwts.	Cwts.	Cwts.	R	R	R	R	R
Spices—continued										
<i>Othersorts (I.F.)—continued</i>										
<i>Share of Bengal</i>	138	183	379	317	382	6,819	7,666	16,551	5,854	9,141
<i>Bombay</i>	240	118	292	276	244	7,893	3,362	6,362	7,628	6,515
<i>Sind</i>	303	276	253	286	322	7,638	6,621	5,555	5,300	6,477
<i>Madras</i>	107	60	84	4	119	6,832	2,168	2,436	291	2,865
<i>Burma</i>	1	17	6	5	51	79	445	768	216
TOTAL	788	638	1,055	886	1,072	28,233	18,895	31,349	22,841	23,218
Total Spices—	Cwts.	Cwts.	Cwts.	Cwts.	Cwts.					
United Kingdom (including Channel Islands)	20,765	15,891	17,513	13,928	12,106	10,83,277	6,63,562	5,92,588	6,15,073	5,24,747
Palestine	489	499	559	283	854	45,175	36,040	43,602	14,935	30,600
Aden and Dependences	28,818	21,678	17,214	19,120	20,294	8,77,514	6,05,554	3,85,394	3,63,960	4,04,988
Bahrein Islands	2,008	1,159	1,323	695	721	1,89,475	91,063	87,138	91,339	81,167
Ceylon (excluding Maldives)	167,480	150,371	153,355	137,108	152,570	31,89,386	22,00,140	19,83,042	20,56,306	27,44,049
Straits Settlements	11,833	8,938	11,879	7,170	5,803	2,69,626	1,33,198	1,57,870	1,34,815	1,00,814
Federated Malay States	1,406	1,066	3,292	1,362	1,051	34,764	15,148	40,418	21,263	17,761
Hongkong	118	112	139	67	81	5,033	3,539	8,685	1,718	1,958
Union of South Africa	3,933	2,105	1,867	2,368	2,195	1,62,426	68,300	91,394	93,251	94,852
Zanzibar and Pemba	777	780	633	704	674	46,491	35,592	28,354	28,315	26,772
Kenya Colony	1,109	1,156	1,225	1,571	1,446	68,038	57,607	50,213	61,892	55,449
Tanganyika Territory	430	407	426	335	323	24,350	19,800	15,705	21,448	13,092
Anglo-Egyptian Sudan	2,556	1,807	2,495	2,406	2,325	1,26,913	49,370	64,421	61,163	67,931
Mauritius and Dependences	1,438	2,017	1,163	1,522	1,481	20,248	24,434	14,530	22,761	26,454
Seychelles	217	46	29	53	39	15,682	1,795	1,220	2,000	1,315
Canada— Via Atlantic Coast	1,677	2,535	1,482	2,324	2,404	79,874	89,907	51,344	30,294	57,953
" Pacific "	60	..	400	105	100	2,600	..	10,000	2,830	3,030
Commonwealth of Australia	270	729	318	259	637	6,910	11,723	6,108	3,698	10,304
New Zealand	460	385	201	161	141	7,850	5,865	2,573	2,013	2,150
Fiji Islands	391	365	489	442	451	23,420	11,406	16,345	11,291	10,539
Other British Possessions	124	232	110	55	42	4,393	6,609	1,778	1,803	1,139
TOTAL BRITISH EMPIRE	230,994	212, 08	216,157	192,810	205,746	62,33,945	41,10,232	36,47,722	30,86,817	42,86,114
U. S. S. R.—										
Northern	43	12	22	126	6	10,044	3,024	3,780	8,060	1,500
Southern	792	166	533	90	..	29,005	6,377	18,082	2,708	..
Finland	89	144	191	16,224	19,814	26,058
Sweden	2,814	2,129	2,450	3,549	2,994	4,30,182	3,82,489	4,17,330	6,44,721	6,14,203
Norway	866	208	634	322	470	1,17,258	31,869	55,240	42,047	71,773
Denmark	947	347	326	927	442	1,56,022	46,684	47,378	1,28,023	64,518
Poland (including Danzig)	187	5,062
Germany	10,162	5,237	6,075	9,707	3,937	5,72,814	2,57,380	3,55,007	4,35,632	2,39,252
Netherlands	500	398	576	440	739	30,074	40,426	28,963	34,299	24,550
Belgium	55	143	50	40	119	4,620	8,625	1,320	1,600	2,686
France	2,907	2,977	2,636	661	636	1,34,080	1,08,393	62,105	13,332	27,639
Spain	120	200	332	100	..	6,900	6,800	14,840	2,120	..
Italy (including Fiume)	23,702	31,728	30,838	26,023	30,017	15,23,912	11,20,319	10,91,718	7,61,141	9,59,833
Bulgaria	212	430	137	45	..	8,575	19,874	7,474	1,350	..
Roumania	40	457	31	..	797	2,400	15,724	1,375	..	20,237
Greece (including Crete)	1,255	149	..	173	..	57,733	8,029	..	9,530
Turkey, European	229	1,186	271	451	83	11,350	1,480	10,900	15,806	1,525
" Asiatic	341	291	180	64	315	24,400	16,627	6,700	2,600	12,296

GENERAL EXPORTS

(652)

INDIAN MERCHANDISE

No. 11—continued

ARTICLES, AND COUNTRIES OF FINAL DESTINATION; ALSO SHARE OF EACH PROVINCE	QUANTITY					VALUE				
	1930-31	1931-32	1932-33	1933-34	1934-35	1930-31	1931-32	1932-33	1933-34	1934-35
<i>Spices—continued</i>						Rs	Rs	Rs	Rs	Rs
<i>Total Spices—continued</i>	<i>Cwts.</i>	<i>Cwts.</i>	<i>Cwts.</i>	<i>Cwts.</i>	<i>Cwts.</i>					
Syria	1,448	973	608	166	1,171	96,508	53,556	31,425	3,709	47,571
Maskat Territory and Trucial Oman	1,023	824	984	603	1,063	52,891	33,420	33,669	21,933	30,894
Other Native States in Arabia	9,392	14,570	15,179	10,540	6,829	5,12,422	4,46,330	4,63,364	3,51,343	2,78,827
Iraq	2,745	1,777	1,842	1,243	1,194	1,73,172	68,818	89,872	57,607	51,407
Iran	10,987	5,577	3,235	2,769	3,602	6,97,710	2,28,712	1,43,470	1,38,934	1,68,136
Java	82	85	110	51	73	5,284	4,116	5,848	3,721	4,030
Egypt	7,009	6,039	5,047	3,224	1,502	4,48,086	3,29,572	2,53,635	1,35,470	92,110
Tunis	180	100	50	5,400	3,900	2,000
Morocco (a)	187	575	7,500	20,750
.. Spanish (b)	150	5,150	..
Portuguese East Africa	359	305	256	298	204	21,093	18,814	15,616	16,798	14,079
Italian East Africa (Somaliland and Eritrea)	3,364	1,793	2,139	2,333	2,270	1,19,683	66,178	56,075	45,899	67,993
French Somaliland	80	84	84	67	136	3,255	2,690	1,845	2,075	5,327
United States of America—										
Via Atlantic Coast	21,403	29,234	7,411	10,968	19,089	12,35,894	10,82,608	3,20,267	5,62,209	6,87,566
" Pacific "	141	140	1,736	1,056	..	14,256	7,209	66,772	41,834
Cuba	61	6,000
Argentine Republic (including the Atlantic Coast of Patagonia)	487	22,500
Chile	163	5,200
Other Foreign Countries	102	192	231	217	237	4,826	5,662	9,299	6,338	6,457
TOTAL FOREIGN COUNTRIES	110,708	103,904	93,252	77,146	89,002	64,34,663	46,05,754	35,85,155	35,34,000	34,47,535
Share of Bengal	129,385	113,904	130,013	87,855	78,332	33,32,000	15,08,829	16,21,228	13,74,514	12,94,281
" Bombay	73,906	65,834	87,391	49,115	47,914	41,68,323	25,98,392	30,70,221	18,19,176	15,80,547
" Sind	705	814	524	595	618	15,601	16,279	9,487	11,313	10,108
" Madras	138,347	125,861	99,035	114,749	143,447	60,89,559	45,14,084	33,86,339	33,78,416	46,00,765
" Burma	6,353	14,797	12,446	17,651	14,910	1,62,065	37,469	1,45,812	3,36,343	2,48,022
TOTAL	341,702	321,210	299,409	269,965	285,743	1,27,18,538	97,24,986	72,32,877	72,20,317	77,39,649
<i>Stationery (excluding paper) (III. M)—</i>										
United Kingdom (including Channel Islands)	3,840	4,897	29,562	2,884	2,618
Aden and Dependencies	11,228	6,592	5,610	3,954	4,895
Ceylon (excluding Maldives)	14,580	19,988	23,053	18,950	22,608
Straits Settlements	20,028	15,665	8,520	10,740	10,220
Zanzibar and Pemba	7,475	5,445	5,572	3,161	3,632
Kenya Colony	18,140	13,323	10,036	6,260	16,048
Other British Possessions	6,478	9,327	8,388	8,809	12,558
TOTAL BRITISH EMPIRE	84,749	85,237	90,091	57,764	78,479
Belgium	50	..	100	20,260
China (exclusive of Hongkong and Macao)	6,394	93	292	36	100
Portuguese East Africa	3,025	2,175	3,972	7,269	3,097
Other Foreign Countries	15,704	9,459	14,925	15,831	14,207
TOTAL FOREIGN COUNTRIES	25,123	11,768	19,129	23,235	37,654
Share of Bengal	28,572	17,628	20,929	15,076	21,264
" Bombay	65,087	61,046	76,708	48,541	70,604
" Sind	423	756	2,145	3,120	2,373
" Madras	14,771	19,174	8,161	13,023	15,189
" Burma	1,077	1,338	1,373	1,179	164
TOTAL	1,09,872	97,005	1,00,220	80,999	1,16,133

(a) Discontinued from 1933-34.
(b) Separately specified from 1933-34.

No. 11—continued

ARTICLES AND COUNTRIES OF FINAL DESTINATION; ALSO SHARE OF EACH PROVINCE	QUANTITY					VALUE				
	1930-31	1931-32	1932-33	1933-34	1934-35	1930-31	1931-32	1932-33	1933-34	1934-35
Stone and Marble—						R	R	R	R	R
Granite sets and pavement curbs* (II, B)—				Tons	Tons					
United Kingdom (including Channel Islands)	—	—	—	10,128	5,491	—	—	—	3,05,425	90,338
Other British Possessions	—	—	—	1	—	—	—	—	2,205	—
TOTAL BRITISH EMPIRE	—	—	—	10,128	5,491	—	—	—	3,07,630	90,338
Iraq	—	—	—	—	1	—	—	—	—	900
Share of Bombay	—	—	—	1	1	—	—	—	2,265	900
„ Madras	—	—	—	10,122	5,491	—	—	—	3,05,425	90,338
TOTAL	—	—	—	10,128	5,492	—	—	—	3,07,630	91,238
Other sorts* (II, B)—				Tons	Tons					
TOTAL BRITISH EMPIRE	—	—	—	135	244	—	—	—	4,805	2,808
Argentine Republic (including the Atlantic Coast of Patagonia)	—	—	—	186	180	—	—	—	11,130	13,600
Other Foreign Countries	—	—	—	119	5	—	—	—	6,000	1,151
TOTAL FOREIGN COUNTRIES	—	—	—	254	185	—	—	—	17,130	14,820
Share of Bengal	—	—	—	148	180	—	—	—	14,075	15,751
„ Bombay	—	—	—	6	4	—	—	—	2,477	1,396
„ Sind	—	—	—	6	1	—	—	—	715	165
„ Madras	—	—	—	229	243	—	—	—	3,007	1,831
„ Burma	—	—	—	—	1	—	—	—	180	450
TOTAL	—	—	—	389	429	—	—	—	21,486	17,623
Stone and Marble (II, B)—(a)	Tons	Tons	Tons							
United Kingdom (including Channel Islands)	665	4,213	2,020	—	—	18,205	1,07,135	63,867	—	—
Aden and Dependencies	101	1	34	—	—	9,704	470	7,411	—	—
Ceylon (excluding Maldives)	1,103	573	112	—	—	7,704	3,777	994	—	—
Straits Settlements	62	1	—	—	—	5,247	855	—	—	—
Other British Possessions	15	20	18	—	—	3,677	5,203	2,545	—	—
TOTAL BRITISH EMPIRE	1,946	4,808	2,143	—	—	44,597	1,17,440	74,817	—	—

*Separately recorded from 1933-34.
(a) Sub-divided into new heads from 1933-34.

GENERAL EXPORTS

(654)

INDIAN MERCHANDISE

No. 11—continued

ARTICLES, AND COUNTRIES OF FINAL DESTINATION; ALSO SHARE OF EACH PROVINCE	QUANTITY					VALUE				
	1930-31	1931-32	1932-33	1933-34	1934-35	1930-31	1931-32	1932-33	1933-34	1934-35
Stones and Marble (L B) (a) —contd.	Tons	Tons	Tons			R	R	R	R	R
France	100	1	—	—	..	6,800	690	—	—
Other Foreign Countries	26	6	16	—	—	14,103	2,600	6,526	—	—
TOTAL FOREIGN COUNTRIES	26	113	17	—	—	14,103	8,900	7,216	—	—
Share of Bengal	176	13	4	—	—	17,291	2,704	2,095	—	—
„ Bombay	20	11	105	—	—	11,046	4,215	13,417	—	—
„ Sind	6	2	..	—	—	4,046	347	66	—	—
„ Madras	1,771	4,393	3,051	—	—	26,137	1,17,189	66,716	—	—
„ Burma	1	..	—	—	189	1,225	740	—	—
TOTAL	1,972	4,920	3,160	—	—	58,700	1,26,340	82,633	—	—
Sugar—										
Sugar, 23 Dutch standard and above (L G)—		Tons	Tons							
TOTAL BRITISH EMPIRE	..	4	2	669	1,902	725	418	273
TOTAL FOREIGN COUNTRIES	1	275	208	540	113	247
Share of Bengal	3	657	1,883	210	434	193
„ Sind	1	287	203	431	94	247
„ Madras	1	2	220	625	..	30
„ Burma	8
TOTAL	..	4	3	944	2,105	1,205	628	529
Sugar, below 23 Dutch standard but not below 16 Dutch standard (L G)—	Tons	Tons	Tons	Tons	Tons					
Ceylon (excluding Maldives)	37	52	77	323	344	13,429	12,347	11,895	43,025	57,798
Other British Possessions	33	16	1	..	3	14,008	6,351	1,013	903	1,456
TOTAL BRITISH EMPIRE	70	68	78	323	347	27,437	18,698	13,508	44,928	59,254
Iraq	13	11	2	1	..	5,990	4,415	450	400	..
Other Foreign Countries	10	9	5	4	..	6,703	4,363	3,008	1,769	1,063
TOTAL FOREIGN COUNTRIES	23	20	7	5	..	12,693	8,778	3,458	2,169	1,063
Share of Bengal	1	89	45	53	68	485
„ Bombay	37	31	8	5	1	21,013	13,959	4,832	3,109	1,908
„ Madras	56	57	77	333	345	19,093	13,472	12,179	43,830	57,329
„ Burma	8
TOTAL	93	88	85	328	347	40,180	27,476	16,961	47,057	60,322

(a) Sub-divided into new heads from 1933-34.

No. 11—continued

ARTICLES, AND COUNTRIES OF FINAL DESTINATION; ALSO SHARE OF EACH PROVINCE	QUANTITY					VALUE				
	1930-31	1931-32	1932-33	1933-34	1934-35	1930-31	1931-32	1932-33	1933-34	1934-35
						R	R	R	R	R
SUGAR—continued										
<i>Sugar, 15 Dutch standard and below (I. G)—</i>	Tons	Tons	Tons	Tons	Tons					
Ceylon (excluding Maldives)	353	132	209	97	16	62,110	23,664	40,074	16,740	2,194
Other British Possessions	47	2	25	3,205	267	4,690	126	50
TOTAL BRITISH EMPIRE	400	134	234	97	16	70,315	23,931	44,664	16,866	2,244
Native States in Arabia other than Maskat Territory and Trucial Oman	55	7,257
Share of Bengal	80	520	125	50
Madras	400	134	349	97	16	70,315	23,881	51,401	16,740	2,194
TOTAL	400	134	349	97	16	70,315	23,931	51,021	16,866	2,244
Motasses (including Palmyra and Cane Jaggery) (I. G)—	Tons	Tons	Tons	Tons	Tons					
United Kingdom (including Channel Islands)	7	179	153	1	5	2,554	74,640	11,421
Aden and Dependencies	13	12	11	13	14	6,417	5,035	4,365	6,205	4,374
Ceylon (excluding Maldives)	390	658	707	899	890	99,406	1,05,943	99,872	1,19,519	1,85,011
Union of South Africa	13	12	9	14	13	5,404	3,670	3,920	3,980	3,211
Zanzibar and Pemba	14	15	17	17	14	9,925	8,194	10,903	9,230	7,221
Other British Possessions	13	21	13	10	20	6,220	5,892	5,349	5,220	6,077
TOTAL BRITISH EMPIRE	443	718	764	1,141	1,104	1,27,463	1,28,739	1,25,968	1,58,803	1,68,415
Native States in Arabia other than Maskat Territory and Trucial Oman	8	1	35	89	29	2,012	513	5,837	5,160	4,339
Portuguese East Africa	14	16	16	14	18	6,427	6,570	6,333	5,452	5,910
Other Foreign Countries	4	5	4	7	2	3,252	2,507	2,060	3,747	1,533
TOTAL FOREIGN COUNTRIES	26	22	55	60	49	12,601	9,590	14,130	14,359	11,782
Share of Bengal	80	110	120	25	30
Bombay	89	88	74	89	78	37,582	39,316	33,978	33,342	28,463
Sind	540	337	460	431	407
Madras	400	673	715	1,112	1,075	1,01,894	1,08,486	1,05,550	1,39,356	1,51,255
Burma	120	..	8	48
TOTAL	469	740	819	1,201	1,153	1,40,064	1,38,329	1,40,098	1,73,162	1,80,197

GENERAL EXPORTS

INDIAN MERCHANDISE

(656)

No. 11—continued

ARTICLES, AND COUNTRIES OF FINAL DESTINATION; ALSO SHARE OF EACH PROVINCE	QUANTITY					VALUE				
	1930-31	1931-32	1932-33	1933-34	1934-35	1930-31	1931-32	1932-33	1933-34	1934-35
Sugar—concluded										
<i>Total Sugar—</i>	Tons	Tons	Tons	Tons	Tons	R	R	R	R	R
United Kingdom (including Channel Islands)	7	170	153	1	5	2,554	14,640	11,44
Aden and Dependencies	15	12	11	18	14	7,267	5,290	4,545	6,245	4,87
Ceylon (excluding Maldives)	780	844	1,054	1,319	1,260	1,75,192	1,43,171	1,51,266	1,80,184	1,05,08
Straits Settlements	65	21	11	12	11	13,469	4,608	2,599	3,088	3,12
Union of South Africa	13	12	9	14	18	5,451	2,725	2,960	4,133	3,21
Zanzibar and Pemba	14	15	17	17	14	10,359	2,764	10,988	9,890	7,27
Other British Possessions	26	20	29	7	12	14,154	7,707	7,953	2,345	5,170
TOTAL BRITISH EMPIRE	913	924	1,138	1,561	1,467	2,25,524	1,73,270	1,84,865	2,20,975	2,30,184
Native States in Arabia other than Maskat Territory and Trucial Oman	13	4	92	89	29	5,132	1,603	14,154	5,220	4,624
Iraq	14	11	3	2	..	6,290	4,550	880	679	96
Portuguese East Africa	16	19	18	17	18	3,923	3,114	7,924	6,530	6,558
Other Foreign Countries	6	8	5	7	2	5,224	4,304	2,422	4,149	1,819
TOTAL FOREIGN COUNTRIES	49	42	118	65	49	25,569	18,571	25,380	16,688	13,097
<i>Share of Bengal</i>	..	3	1	798	1,337	943	653	733
.. Bombay	108	99	32	94	79	58,000	43,275	33,809	36,451	30,371
.. Sind	1	327	430	371	335	354
.. Madras	356	364	1,173	1,532	1,436	1,91,220	1,48,059	1,89,755	1,99,976	2,11,453
.. Burma	130	11	3	42
TOTAL	962	966	1,256	1,626	1,516	2,51,453	1,91,841	2,10,245	2,37,613	2,43,283
Tallow and Stearine (including Grease and Animal fat) (II. L)—	Cwts.	Cwts.	Cwts.	Cwts.	Cwts.					
United Kingdom (including Channel Islands)	151	134	134	138	116	5,277	4,942	4,024	3,600	3,250
Fahrein Islands	1,549	1,085	1,027	1,261	890	31,084	22,405	31,799	24,175	23,440
Straits Settlements	3,030	2,129	2,715	1,797	1,938	1,00,466	59,032	47,655	37,439	29,312
Union of South Africa	30	192	110	297	264	1,600	7,130	4,250	7,790	5,533
Fiji Islands	1,379	1,314	1,612	1,843	271	59,593	38,350	33,607	36,137	3,700
Other British Possessions	94	116	122	96	255	2,322	3,631	2,523	1,712	4,513
TOTAL BRITISH EMPIRE	6,733	4,970	4,720	5,432	3,434	2,50,665	1,75,041	1,49,823	1,50,853	89,753
Maskat Territory and Trucial Oman	1,172	1,014	539	640	423	39,261	36,222	16,031	15,560	10,026
Other Native States in Arabia	750	455	591	636	366	39,505	21,435	23,312	20,357	13,516
Iran	123	..	44	3	54	6,135	..	2,079	47	2,906
Other Foreign Countries	10	4	23	63	36	335	100	190	1,700	325
TOTAL FOREIGN COUNTRIES	2,055	1,473	1,197	1,343	884	82,236	57,767	47,662	47,173	29,273
<i>Share of Bengal</i>	5,124	3,341	3,592	4,103	2,540	1,66,463	1,11,312	97,071	85,110	46,113
.. Bombay	3,514	2,462	2,077	2,463	1,659	1,62,657	1,10,073	95,694	1,02,351	71,103
.. Sind	100	73	75	49	13	2,452	1,309	1,437	633	190
.. Madras	30	52	103	140	103	1,330	749	2,333	3,609	1,616
.. Burma	..	10	..	21	750	..	373	..
TOTAL	8,788	6,443	5,917	6,780	4,318	3,33,151	2,33,693	1,97,485	1,98,026	1,19,631

No. 11—continued

ARTICLES, AND COUNTRIES OF FINAL DESTINATION; ALSO SHARE OF EACH PROVINCE	QUANTITY					VALUE				
	1930-31	1931-32	1932-33	1933-34	1934-35	1930-31	1931-32	1932-33	1933-34	1934-35
						R	R	R	R	R
U.S.S.R.—										
Northern	572,798	243,008	..	228,015	..	2,36,398	1,24,001	..	1,17,649	..
Southern	4,084,040	3,200,768	3,876,876	480,101	40,482	29,21,678	18,98,561	16,02,820	2,44,129	20,174
Pacific Ports (in Asia)	3,300,668	1,828,747	95,874	18,16,056	8,23,572	46,705
Sweden	7,580	21,029	20,226	15,849	8,091	6,759	10,620	11,287	7,883	5,462
Denmark	8,385	4,993	8,380	5,395	9,013	9,659	6,015	5,118	4,658	6,379
Poland (including Danzig)	85,496	67,268	..	8,612	4,572	90,683	62,126	..	6,052	2,978
Germany	146,220	106,481	126,805	258,809	142,947	1,18,560	60,609	84,725	1,98,592	1,00,213
Netherlands	76,136	79,088	122,071	86,612	109,498	45,709	42,036	66,012	50,436	59,187
Belgium	2,008	2,120	6,821	3,225	3,340	1,996	2,115	5,676	2,099	3,862
France	130,193	192,361	355,555	245,535	84,069	84,369	1,14,400	2,72,274	1,48,046	50,708
Italy (including Fiume)	6,320	6,120	12,908	7,670	4,738	6,128	4,204	7,167	5,479	3,422
Roumania	27,500	21,250	11,000	38,150	30,500	20,624	10,625	5,500	21,500	15,250
Greece (including Crete)	125,086	59,625	30	11,600	1,500	70,391	21,994	0	8,437	937
Turkey, European	230,295	179,700	97,750	430,760	201,177	1,50,188	1,09,232	62,781	2,74,921	1,51,509
Turkey, Asiatic	388,805	298,802	29,013	807,212	178,108	2,79,593	1,89,658	2,00,459	1,77,249	1,11,892
Syria	94,780	197,956	186,845	106,414	143,856	76,254	86,418	78,165	89,170	82,426
Moskot Territory and Trucial Oman	68,681	69,271	129,474	118,159	204,127	45,592	39,516	37,722	61,658	47,940
U.K. & Other British Possessions										
Canada—										
Fid Atlantic Coast	5,608,732	7,689,464	0,492,387	9,697,698	9,174,861	33,84,937	35,68,605	45,89,218	50,14,562	46,82,305
" Pacific "	4,671,972	6,444,001	7,302,172	5,431,274	3,639,850	23,01,729	31,71,823	34,43,775	27,42,004	18,42,476
British West India Islands (excluding Bahamas)	33,430	57,700	174,604	66,550	114,150	21,400	25,328	74,514	86,748	64,958
British Guiana	7,400	11,320	22,500	12,874	21,550	3,434	4,745	10,219	6,950	11,064
Commonwealth of Australia	4,529,937	2,508,835	1,639,612	1,986,656	1,585,625	28,89,788	12,96,818	8,01,160	10,72,626	8,12,712
New Zealand	357,969	1,014,072	1,145,896	2,497,399	1,116,341	2,36,971	5,44,670	5,75,604	13,21,580	6,56,373
Fiji Islands	11,102	15,619	16,768	20,315	14,316	5,500	5,588	5,412	11,306	7,507
Other British Possessions	8,044	15,925	11,665	12,766	18,144	7,194	6,375	4,301	7,068	9,505
TOTAL BRITISH EMPIRE	322,606,976	314,311,983	356,079,736	308,311,796	310,958,078	21,47,75,951	18,12,41,093	16,05,90,060	19,04,07,281	19,30,72,058
U.S.S.R.—										
TOTAL										

(a) Separately shown from 1933-34.

GENERAL EXPORTS

INDIAN MERCHANDISE

(658)

No. 11--continued

ARTICLES, AND COUNTRIES OF FINAL DESTINATION; ALSO SHARE OF EACH PROVINCE	QUANTITY					VALUE				
	1930-31	1931-32	1932-33	1933-34	1934-35	1930-31	1931-32	1932-33	1933-34	1934-35
Tea--continued										
Black (I. H)--continued	Lbs.	Lbs.	Lbs.	Lbs.	Lbs.	Rs.	Rs.	Rs.	Rs.	Rs.
Other Native States in Arabia	1,140,466	1,180,869	1,508,058	438,063	9,44,210	7,25,061	4,46,616	4,21,865	2,00,491	8,17,893
Iraq	1,180,792	915,271	505,071	508,476	480,722	7,24,800	4,77,949	2,49,171	2,65,562	2,51,772
Iran	4,290,932	2,014,544	1,482,420	1,075,193	325,140	23,71,360	9,65,650	6,54,589	5,57,602	1,04,793
Henjam Island	4,138	2,450	6,118	3,587
Sumatra	8,400	8,400	8,400	3,600	..	8,410	8,400	5,872	2,166	..
China (excluding of Hongkong and Macao)	1,741,836	1,262,937	78	321	..	12,63,524	6,41,366	59	111	..
Japan	16,492	11,275	9,876	6,420	12,392	14,657	9,322	7,549	8,010	14,470
Egypt	3,557,439	3,278,951	2,002,275	1,266,879	684,551	21,66,232	14,70,957	8,46,873	7,35,884	2,33,545
Tunis	2,500	8,700	63,822	1,250	..	81,911
Portuguese East Africa	48,851	58,699	49,566	23,244	20,376	25,593	41,501	23,395	12,156	10,912
Algeria	50	40	11,193	50	40	5,623
Italian East Africa (Somaliland and Eritrea)	214,790	370,699	353,876	320,093	514,776	90,675	1,49,498	1,33,977	1,57,979	3,00,064
French Somaliland	68,424	99,837	50,972	49,010	48,517	33,213	44,051	18,977	23,930	23,023
United States of America--										
Via Atlantic Coast	9,485,051	9,355,653	10,772,360	8,017,555	7,655,457	60,68,677	47,65,785	55,31,687	44,50,337	41,37,375
Pacific "	463,614	441,664	305,002	299,829	347,308	2,97,955	2,33,321	1,84,680	1,63,355	2,07,753
Cuba	17,000	12,750
Uruguay	11,600	..	5,000	7,500	21,000	11,600	..	3,750	3,750	10,750
Argentine Republic (including the Atlantic Coast of Patagonia)	163,604	180,080	124,025	103,302	49,020	1,33,129	96,235	66,314	56,223	24,335
Chile (including the Pacific Coast of Patagonia)	484,831	332,449	266,517	2,250	1,489,574	3,25,349	1,74,448	2,50,579	1,126	7,56,321
Peru	3,500	28,100	56,856	32,211	15,991	2,625	14,100	41,016	11,755	7,935
Other Foreign Countries	32,232	20,747	9,119	17,343	15,880	18,374	11,352	5,093	7,708	8,391
Total "For orders" cargoes ^(b)	1,000	795
TOTAL FOREIGN COUNTRIES	32,493,796	26,098,197	22,766,830	14,504,315	13,374,460	2,03,37,704	1,23,22,359	1,09,37,745	80,42,555	76,46,653
Share of Bengal	308,303,991	294,686,922	323,824,706	270,322,025	275,452,977	19,34,82,792	15,46,39,371	12,63,26,158	13,33,33,933	15,36,12,737
" Bombay	435,872	293,235	161,497	184,530	180,547	4,40,333	2,76,259	1,37,774	1,37,395	19,400
" Sind	18,517	11,975	3,439	2,694	66,572	13,745	9,335	3,613	3,073	28,090
" Madras	43,574,562	45,901,455	54,336,734	46,793,554	48,133,633	1,11,57,522	3,91,91,070	4,30,59,331	3,99,37,699	4,24,12,911
" Burma	14,390	13,393	3,140	3,305	24,409	9,203	7,517	7,544	3,390	24,499
TOTAL	355,300,772	340,910,180	378,336,566	317,316,111	324,333,133	23,51,13,655	19,40,63,452	17,15,27,865	16,84,49,136	20,13,19,911
Green (I. H)--	Lbs.	Lbs.	Lbs.	Lbs.	Lbs.					
United Kingdom	933,040	608,174	4,78,737	3,10,423
TOTAL FOREIGN COUNTRIES	933	24	..	93	100	..
Share of Bengal	333,040	608,174	4,78,737	3,10,423
" Bombay	133	93
" Sind	24	100	..
TOTAL	933,168	608,174	..	24	..	4,78,830	3,10,423	..	100	..
Total Tea--	Lbs.	Lbs.	Lbs.	Lbs.	Lbs.					
United Kingdom (including Channel Islands)	208,469,251	221,198,941	330,630,980	276,262,141	289,517,318	10,04,58,125	16,92,33,372	14,78,45,503	17,56,43,236	18,14,63,933
Irish Free State (a)	2,148,182	1,307,100	15,00,424	10,66,493
Palestine	33,929	343,401	165,026	157,416	143,758	26,601	1,35,548	77,262	77,011	70,517
Aden and Dependencies	233,894	415,198	312,038	321,361	345,341	1,62,039	1,33,360	1,21,600	1,59,613	1,94,041
Bahrain Islands	933,108	1,160,625	712,072	260,775	314,535	6,08,692	4,34,590	2,34,081	1,02,149	1,74,917
Ceylon (excluding Maldives)*	5,005,974	2,906,768	3,581,315	3,216,315	3,045,858	37,06,645	20,31,427	23,23,431	20,29,026	20,22,366
Straits Settlements	318,407	276,723	224,920	120,589	13,395	2,43,153	1,71,912	1,16,177	62,133	9,135
Union of South Africa	773,669	653,204	532,023	543,923	443,531	6,02,101	3,42,333	2,60,110	3,32,039	2,33,304

* Tea consigned from British India to Ceylon is almost entirely transhipped at Colombo to other countries and does not therefore appear in the Ceylon Customs returns imports into Ceylon.

(a) Separately shown from 1933-34.
 (b) Specified Separately from 1934-35 and subject to subsequent adjustment.

No. 11—continued

ARTICLES, AND COUNTRIES OF FINAL DESTINATION; ALSO SHARE OF EACH PROVINCE	QUANTITY					VALUE				
	1930-31	1931-32	1932-33	1933-34	1934-35	1930-31*	1931-32	1932-33	1933-34	1934-35
	Lbs.	Lbs.	Lbs.	Lbs.	Lbs.	₹	₹	₹	₹	₹
<i>Tea—continued</i>										
<i>Total Tea—continued</i>										
Manibar and Pemba . . .	41,141	58,058	40,346	7,369	6,600	32,636	31,167	21,843	6,360	4,262
Kenya Colony . . .	99,372	64,681	2,930	5,144	6,681	34,264	41,423	1,629	2,654	3,407
Tanganyika Territory . . .	62,484	7,020	3,138	200	..	55,479	6,007	2,345	200	..
Somaland Protectorate . . .	202,372	114,202	32,740	113,892	117,314	1,13,004	47,021	31,029	56,776	63,243
Anglo-Egyptian Sudan . . .	1,734,456	454,332	92,074	385,559	489,869	3,02,232	3,09,908	42,538	2,17,731	2,65,013
Seychelles . . .	11,333	11,908	12,065	7,983	10,335	3,673	7,553	3,251	3,635	6,007
Canada—										
<i>Vid Atlantic Coast . . .</i>	5,503,732	7,689,464	9,402,337	9,397,693	9,174,361	33,34,937	35,68,605	45,39,213	50,14,562	46,32,395
<i> " Pacific " . . .</i>	4,671,972	6,444,001	7,202,173	5,431,274	3,639,359	23,01,729	31,71,323	34,43,775	27,43,064	13,42,476
British West India Islands (excluding Bahamas) . . .	33,430	57,700	174,504	66,550	114,150	21,403	25,323	74,514	36,743	64,053
British Guiana . . .	7,400	11,320	22,500	12,374	21,550	3,434	4,745	10,219	6,950	11,004
Commonwealth of Australia . . .	4,529,937	2,508,335	1,639,612	1,936,655	1,535,625	23,39,733	12,96,313	3,01,100	10,72,529	3,12,712
New Zealand . . .	357,969	1,014,072	1,145,393	2,497,399	1,113,343	2,36,971	5,44,670	5,75,604	13,21,530	6,56,373
Fiji Islands . . .	11,103	15,619	13,763	20,315	14,316	5,500	6,563	5,412	11,303	7,507
Other British Possessions . . .	3,044	15,925	11,365	13,332	13,444	7,194	3,375	4,301	7,063	9,505
TOTAL BRITISH EMPIRE	323,545,016	315,420,107	356,079,736	303,311,396	310,953,673	21,52,54,733	18,15,51,513	16,05,90,060	19,04,07,331	19,36,72,633
U. S. S. R.—										
Northern . . .	572,793	248,003	..	323,015	..	2,36,393	1,24,001	..	1,17,649	..
Southern . . .	4,634,040	3,200,768	3,379,376	430,101	40,432	29,21,573	15,93,561	16,04,345	2,44,129	20,174
Pacific Ports (in Asia) . . .	3,200,663	1,323,747	95,374	13,16,056	3,23,572	46,795
Sweden . . .	7,530	21,029	20,223	15,349	3,001	6,739	10,530	11,237	7,333	5,462
Denmark . . .	3,335	4,993	3,330	5,395	9,313	9,659	6,015	5,119	4,653	6,373
Poland (including Danzig) . . .	35,603	67,263	..	3,312	4,572	90,533	62,126	..	6,052	2,973
Germany . . .	146,320	106,431	123,305	253,309	142,947	1,13,560	30,609	34,725	1,33,592	1,00,212
Netherlands . . .	76,133	79,033	123,071	36,612	109,493	45,709	42,030	66,012	50,436	59,137
Belgium . . .	2,093	3,130	6,321	3,225	3,340	1,936	2,115	5,676	2,099	3,332
France . . .	130,133	192,261	355,555	245,535	34,669	34,363	1,14,430	2,72,374	1,41,164	50,706
Italy (including Trieste) . . .	5,339	5,120	12,006	7,676	4,733	6,123	4,204	7,137	5,479	3,422
Roumania . . .	27,300	21,350	11,000	33,150	30,500	20,624	10,625	5,500	21,500	15,250
Greece (including Crete) . . .	123,033	59,325	30	11,300	1,500	70,391	21,994	30	3,437	937
Turkey, European . . .	230,295	179,700	97,750	420,750	201,177	1,50,133	1,09,232	62,731	2,74,921	1,51,509
Turkey, Asiatic . . .	333,365	293,302	426,013	307,212	173,103	2,79,593	1,39,663	2,00,459	1,77,249	1,11,392
Syria . . .	94,730	197,953	135,445	106,414	143,355	76,254	36,413	73,155	59,170	32,433
Armenia . . .	14,173	325	3,600	10,639	469	1,525
Mascat Territory and Trucial Oman . . .	63,591	39,371	129,474	113,159	204,127	43,532	39,446	37,722	61,633	37,969
Other Native States in Arabia . . .	1,140,463	1,130,369	1,593,053	433,033	944,210	7,23,031	4,46,316	4,21,335	2,00,491	5,17,393
Iraq . . .	1,130,792	913,371	305,071	506,500	433,722	7,24,396	4,77,949	2,40,171	2,65,062	2,51,773
Iran . . .	4,230,932	2,014,544	1,432,420	1,075,193	323,149	23,71,450	9,63,360	6,54,639	5,57,392	1,94,763
Henjam Island . . .	4,133	2,450	6,113	3,537
Sumatra . . .	3,400	3,400	3,400	3,600	..	3,410	3,400	5,372	2,166	..
China (excluding Hongkong and Macao) . . .	1,741,333	1,292,937	73	221	..	12,63,514	6,41,366	69	111	..
Japan . . .	16,492	11,275	9,376	6,420	12,392	14,637	9,322	7,549	3,010	14,476
Egypt . . .	3,367,439	3,373,351	2,002,275	1,236,379	634,551	21,66,232	14,70,967	3,46,373	7,35,334	3,33,545
Tunisi	2,500	1,250	..	31,911
Algeria . . .	30	40	11,193	30	40	5,623
Portuguese East Africa . . .	43,351	53,399	49,566	33,241	20,376	35,533	41,591	23,395	12,156	10,912

GENERAL EXPORTS

INDIAN MERCHANDISE

(660)

No. 11—continued

ARTICLES, AND COUNTRIES OF FINAL DESTINATION; ALSO SHARE OF EACH PROV. NOE	QUANTITY					VALUE				
	1930-31	1931-32	1932-33	1933-34	1934-35	1930-31	1931-32	1932-33	1933-34	1934-35
						₹	₹	₹	₹	₹
Tea—concluded										
Total Tea—concluded	Lbs.	Lbs.	Lbs.	Lbs.	Lbs.					
Italian East Africa (Somaliland and Eritrea)	213,790	370,699	353,876	320,095	514,776	90,075	1,48,498	1,23,077	1,57,979	3,00,056
French Somaliland	68,424	99,837	50,972	49,010	48,517	33,213	44,051	18,077	23,980	23,026
United States of America—										
<i>Via Atlantic Coast</i>	9,435,051	9,355,653	10,772,360	8,017,555	7,655,457	60,08,077	47,05,785	55,31,087	44,50,837	41,87,375
<i>" Pacific "</i>	463,614	441,664	365,003	299,829	347,808	2,97,955	2,33,221	1,84,080	1,03,855	2,07,750
Cuba	17,000	12,750
Uruguay	11,800	..	5,000	7,500	21,000	11,000	..	3,750	3,750	10,750
Argentine Republic (including the Atlantic Coast of Patagonia)	163,604	180,080	124,025	166,302	49,020	1,38,120	96,235	66,814	56,223	24,380
Chile (including the Pacific Coast of Patagonia)	484,281	332,449	366,517	2,260	1,489,574	3,25,349	1,74,448	2,50,579	1,125	7,56,836
Peru	3,500	28,100	56,855	22,211	15,901	2,625	14,100	41,016	11,758	7,900
Other Foreign Countries	22,232	20,747	9,199	17,348	15,880	18,324	11,352	5,285	10,490	3,000
Total " For Orders " Cargoes (a)	—	—	—	—	1,080	—	—	—	—	700
TOTAL FOREIGN COUNTRIES	32,693,924	26,098,197	22,756,880	14,504,339	13,874,460	2,03,37,800	1,28,22,359	1,09,37,745	80,42,655	76,46,626
Share of Bengal	307,147,031	295,294,195	322,324,768	370,795,895	276,452,977	19,39,51,579	15,49,79,694	12,53,26,158	15,33,33,928	15,86,13,711
<i>Bombay</i>	436,000	293,285	161,497	184,330	150,547	4,40,489	2,76,259	1,30,774	1,27,396	79,551
<i>Sind</i>	16,537	17,975	5,439	2,730	69,573	13,745	9,335	3,648	2,113	23,591
<i>Madras</i>	43,574,563	45,901,455	54,335,734	46,824,334	48,138,623	4,11,87,522	3,21,01,070	4,80,59,381	3,99,27,699	4,25,73,911
<i>Burma</i>	14,890	12,393	3,140	3,305	24,499	9,303	7,517	7,341	3,290	24,400
TOTAL	356,232,940	341,518,304	378,836,566	317,816,135	324,933,138	23,55,92,538	19,43,73,875	17,15,27,805	10,84,49,936	20,13,19,311
Tea waste, for the manufacture of Caffeine (II. S)—	Lbs.	Lbs.	Lbs.	Lbs.	Lbs.					
United Kingdom (including Channel Islands)	869,245	493,814	31,445	40,332
Straits Settlements	3,624	170
TOTAL BRITISH EMPIRE	869,245	493,814	3,624	31,445	40,332	170
Germany	223,945	2,350	19,347	103	..
United States of America—										
<i>Via Atlantic Coast</i>	6,117,886	2,204,938	2,587,350	5,780,323	3,207,926	5,96,692	1,43,381	1,22,804	2,00,625	1,40,895
Other Foreign Countries	82,472	..	54,123	4,158	..	1,358
TOTAL FOREIGN COUNTRIES	6,150,368	2,204,938	2,870,423	5,782,673	3,207,926	6,00,850	1,43,381	1,43,809	2,00,728	1,40,895
Share of Bengal	6,419,453	2,698,752	2,316,523	5,731,373	3,219,850	6,21,384	1,83,713	1,40,351	2,57,234	1,41,895
<i>Madras</i>	109,100	..	53,800	50,800	..	11,911	..	2,958	2,794	..
TOTAL	6,519,553	2,698,752	2,870,423	5,782,673	3,219,850	6,32,295	1,83,713	1,43,800	2,60,728	1,41,895
Textiles—										
Cotton—										
Raw (II. M)—	Tons	Tons	Tons	Tons	Tons					
United Kingdom (including Channel Islands)	50,114	29,723	29,846	61,037	61,933	3,00,07,346	1,58,94,598	1,60,84,516	3,37,41,141	3,41,82,323
Palestine	13	700
Ceylon (excluding Maldives)	1,043	592	808	196	461	10,72,765	5,44,010	2,06,875	2,17,290	8,23,330
Straits Settlements	9	550	60	530
Hongkong	..	262	5	..	12	..	1,50,000	1,500	..	4,000
Canada—										
<i>Via Atlantic Coast</i>	..	8	9	9	76	..	4,150	4,000	5,000	84,000
<i>" Pacific "</i>	4	18	2,625	8,750
Commonwealth of Australia	51	200	984	376	532	33,947	1,20,901	3,05,128	1,72,030	3,03,330
New Zealand	44	30,819
Other British Possessions	14	1	1	9	11	10,825	836	502	3,095	3,640
Total " For Orders " Cargoes (a)	—	—	—	—	22	—	—	—	—	10,600
TOTAL BRITISH EMPIRE	51,305	30,786	31,153	61,631	63,087	3,11,59,252	1,62,19,928	1,67,62,520	3,41,42,631	3,48,88,071

(a) Specified separately from 1934-35 and subject to subsequent adjustment.

No. 11—continued

ARTICLES, AND COUNTRIES OF FINAL DESTINATION; ALSO SHARE OF EACH PROVINCE	QUANTITY					VALUE				
	1930-31	1931-32	1932-33	1933-34	1934-35	1930-31	1931-32	1932-33	1933-34	1934-35
Textiles—continued										
Cotton—continued										
<i>Raw (I. M.)—continued</i>	Tons	Tons	Tons	Tons	Tons	Rs	Rs	Rs	Rs	Rs
Lithuania	100	76,149
Sweden	357	245	62	166	321	2,31,562	1,12,715	33,340	71,925	1,31,560
Latvia	29	13,097
Norway	25	20	20	25	35	14,450	16,156	10,500	12,600	17,335
Denmark	79	5	20	19	42	48,844	2,362	9,800	10,450	24,020
Poland (including Danzig)	153	3,932	4,563	76,990	18,55,091	23,55,707
Germany	55,172	29,575	27,272	44,067	27,337	3,29,81,431	1,47,52,637	1,34,21,959	2,09,51,518	1,36,80,643
Netherlands	10,392	5,921	6,714	11,649	6,234	61,05,914	29,78,643	32,79,321	54,01,323	38,59,923
Belgium	38,636	21,548	22,815	25,326	27,293	2,68,67,770	1,18,53,642	1,28,86,145	1,43,04,720	1,48,40,859
France	41,370	14,399	22,091	29,117	26,391	2,68,23,827	78,76,661	1,16,03,797	1,53,13,771	1,35,23,764
Spain	18,938	8,074	9,335	10,965	10,774	1,15,73,456	42,18,634	48,71,176	63,29,764	55,31,303
Portugal (including Azores and Madeira)	163	112	324	494	523	85,350	57,575	1,70,175	2,01,680	2,51,415
Italy (including Fiume)	64,879	33,332	27,373	46,555	49,598	3,78,69,304	1,63,47,589	1,46,63,493	2,38,77,738	2,64,72,573
Austria	11	7,750
Yugoslavia (Kingdom of the Serbs Croats and Slovenes)	35	14,652
Bulgaria	10	20	445	4,400	9,350	2,03,300
Roumania	4	36	85	1,600	17,050	49,365
Greece (including Crete)	605	355	775	2,342	3,549	3,52,445	1,89,305	4,17,435	18,41,923	21,23,737
Syria	19	11,000
Philippines	33	18,000
French Indo-China	1,334	2,625	562	3,114	2,480	6,22,225	14,29,000	2,36,202	10,40,660	18,97,506
China (exclusive of Hong- kong and Macao)	108,125	77,846	23,928	60,137	25,2692	7,40,84,215	6,50,25,230	1,82,75,339	3,21,89,072	1,28,73,999
Japan	301,012	192,818	193,636	182,565	359,033	20,99,31,199	11,04,66,480	11,12,31,339	10,52,62,337	21,03,29,532
Egypt	537	4	43	2,89,300	5,000	22,900
Portuguese East Africa	10	120	5,500
United States of America— Vid Atlantic Coast	7,013	4,922	1,843	5,097	5,259	40,56,132	25,26,144	5,62,048	22,10,197	25,00,434
" Pacific "	837	400	107	481	533	4,33,390	1,62,839	78,037	2,27,604	2,33,192
Chile (including the Pacific Coast of Patagonia)	32	12	19,065	6,300
Other Foreign Countries	2	5	10	6	2	1,463	1,335	5,925	4,580	2,135
TOTAL " For Orders " CARGONS (a)	—	—	—	—	54	—	—	—	—	30,016
TOTAL FOREIGN COUNTRIES	649,764	392,294	337,130	427,657	552,226	43,21,24,156	21,82,68,641	18,69,68,031	23,17,62,672	31,00,95,036
Share of Bengal	6,159	6,163	9,365	12,339	7,903	38,39,146	32,12,365	30,73,316	52,10,729	39,34,664
" Bombay	474,360	270,930	208,225	237,164	316,533	33,78,12,574	15,77,04,457	12,25,53,300	14,39,08,190	19,01,07,468
" Sind	130,996	123,476	133,666	200,404	280,143	9,54,95,575	6,35,23,041	6,43,22,580	9,62,08,065	12,66,49,111
" Madras	21,167	12,364	10,514	17,371	36,335	1,63,96,360	72,89,643	69,89,375	1,11,44,349	1,74,31,963
" Burma	17,337	5,107	13,543	20,960	14,339	26,26,353	26,42,363	67,96,339	1,04,37,698	78,66,403
TOTAL { Tons — Bales }	701,669 — 3,025,936	423,030 — 2,389,248	363,333 — 2,062,665	439,288 — 2,740,015	615,313 — 3,445,752	46,32,80,403	23,44,72,269	20,37,50,601	26,59,05,359	34,40,83,112
Waste (I. M.)—	Owts.	Owts.	Owts.	Owts.	Owts.					
United Kingdom (including Channel Islands)	54,271	93,557	84,304	93,721	93,699	12,07,325	16,35,521	14,22,903	15,41,403	15,67,010
Bahrain Islands	511	967	1,252	478	1,227	8,445	8,755	16,591	10,505	20,723
Ceylon (excluding Maldives)	2,036	2,243	1,630	2,078	1,978	59,362	59,332	39,750	41,403	31,321
Straits Settlements	555	524	546	233	406	16,517	10,179	8,653	4,564	3,565
Union of South Africa	78	514	1,532	2,310	13,025	23,225
Zanzibar and Pemba	335	215	211	..	36	9,435	5,400	3,400	..	660
Kenya Colony	70	403	56	923	481	1,705	7,337	823	10,119	7,020
Mauritius and Dependencies	111	194	311	69	270	2,830	6,136	7,122	1,971	7,624
Canada— Vid Atlantic Coast	375	10,000
Commonwealth of Australia	1,100	1,747	1,598	1,462	947	30,500	23,850	31,740	20,343	20,170
New Zealand	451	399	572	557	511	12,900	6,000	12,050	11,200	8,240
Other British Possessions	183	522	377	333	300	4,833	10,639	7,973	11,233	5,033
TOTAL BRITISH EMPIRE	59,623	100,771	90,935	100,903	103,354	13,52,904	17,76,149	15,53,360	16,74,826	17,10,761

† Bale of Cotton—400 lbs.

(a) Specified separately from 1934-35 and subject to subsequent adjustment.

GENERAL EXPORTS

(662)

INDIAN MERCHANDISE

No. 11—continued

ARTICLES, AND COUNTRIES OF FINAL DESTINATION; ALSO SHARE OF EACH PROVINCE	QUANTITY					VALUE				
	1930-31	1931-32	1932-33	1933-34	1934-35	1930-31	1931-32	1932-33	1933-34	1934-35
						₹	₹	₹	₹	₹
Textiles—continued										
Cotton—continued										
<i>Waste (II. M)—continued</i>										
Sweden	4,843	2,919	2,980	13,575	16,410	1,09,970	62,085	39,622	1,72,954	2,59,720
Norway	931	628	157	4,953	575	19,460	14,680	2,420	76,733	10,320
Denmark	115	1,248	5,124	7,002	5,431	2,390	27,918	32,130	1,05,071	65,000
Germany	36,082	55,192	53,340	56,214	54,654	4,36,393	5,09,004	5,22,216	6,03,355	6,42,330
Netherlands	7,636	1,814	2,280	4,634	2,122	93,165	15,155	27,331	71,850	37,600
Belgium	35,391	33,491	39,663	33,604	46,031	4,96,207	3,55,194	3,33,426	3,30,110	6,38,300
France	17,990	9,561	23,300	10,311	15,765	2,75,696	1,05,915	3,66,744	1,33,901	2,53,330
Spain	2,518	735	3,234	10,255	14,611	33,160	12,300	40,163	1,50,540	2,44,300
Italy (including Fiume)	2,517	12,632	7,363	6,349	4,517	43,650	1,76,550	1,38,820	84,203	72,000
Austria	1,242	175	..	331	..	16,070	4,250	..	3,500
Mascat Territory and Trucial Oman	302	113	359	611	233	3,340	1,965	4,325	6,270	4,300
Iraq	1,164	1,147	1,723	2,752	3,126	23,043	24,539	20,101	39,657	65,910
Iran	20	..	75	1,354	1,432	1,540	..	741	12,046	13,900
Egypt	89	..	492	938	405	2,250	..	9,430	16,820	5,100
Portuguese East Africa	1,709	1,970	4,125	6,574	4,135	44,119	24,966	67,134	1,16,651	71,500
United States of America—										
<i>Via Atlantic Coast</i>	40,008	14,426	5,771	26,946	73,666	7,25,535	1,43,355	55,871	2,10,416	3,42,470
<i>" Pacific "</i>	1,334	2,360	787	3,229	171	32,500	52,500	11,500	55,400	2,200
Brazil	6,761	1,33,400
Other Foreign Countries	390	477	320	574	441	6,321	7,991	2,355	8,012	5,900
TOTAL FOREIGN COUNTRIES	160,296	145,105	146,743	182,533	249,209	26,31,144	15,63,527	17,20,697	21,93,609	32,40,070
<i>Share of Bengal</i>	264	6,973	6,459	6,373	7,417	6,340	35,329	79,467	74,727	36,300
<i>" Bombay</i>	203,534	224,676	215,833	263,709	335,145	39,03,770	32,05,110	31,44,511	37,37,037	47,69,130
<i>" Sind</i>	24	16	23	6	23	432	340	660	..	200
<i>" Madras</i>	11,050	14,213	15,155	13,359	13,973	75,469	55,392	46,531	61,539	33,300
<i>" Burma</i>	2	..	392	1	1	47	14	2,323	12	..
TOTAL	219,924	245,376	237,677	263,443	361,568	39,34,108	33,46,676	32,74,057	38,73,695	49,50,330
Twist and Yarn—										
Grey Nos. 1 to 10 (III. F)—										
United Kingdom (including Channel Islands)	147,693	149,200	196,000	433,000	205,160	53,103	45,124	64,352	1,34,235	66,400
Malta and Goso	4,000	6,000	11,200	30,400	8,800	1,469	1,623	4,450	7,931	3,000
Cyprus	110,400	133,240	54,800	60,325	70,530	39,627	43,090	20,550	21,235	21,300
Palestine	1,600	15,600	31,200	15,600	490	659	7,523	36,937	7,800	200
Aden and Dependencies	1,724,640	671,800	300,300	393,200	500,376	10,71,323	3,57,730	3,11,417	4,42,731	2,47,400
Bahrain Islands	63,400	106,000	67,800	93,400	66,000	34,400	52,723	34,400	43,600	32,000
Maldives	6,800	5,100
Ceylon (excluding Maldives).	6,719	3,370	3,414	3,378	16,810	4,125	3,450	1,799	2,520	5,500
Straits Settlements	64,000	103,200	77,380	160,380	324,200	46,600	57,430	39,411	32,357	1,53,000
Hongkong	720,000	70,000	3,00,033	26,000
Union of South Africa	163,600	254,040	..	6,000	3,400	97,930	71,033	..	2,374	2,150
Zanzibar and Pemba	35,959	15,124	14,000	23,300	37,624	26,300	3,040	5,930	11,705	16,000
Kenya Colony	31,763	27,796	30,900	23,243	30,272	16,956	15,033	16,600	22,365	14,300
Tanganyika Territory	5,312	1,600	12,000	4,400	4,630	4,150	1,100	6,213	2,550	2,300
Other British Possessions	9,120	..	5,420	2,240	9,200	4,410	..	1,394	1,172	2,000
TOTAL BRITISH EMPIRE	3,090,511	1,559,470	1,154,914	1,770,169	1,232,452	16,76,113	6,39,970	5,43,033	7,70,423	5,76,000

No. 11—continued

ARTICLES, AND COUNTRIES OF FINAL DESTINATION; ALSO SHARE OF EACH PROVINCE	QUANTITY					VALUE				
	1980-81	1981-82	1982-83	1983-84	1984-85	1980-81	1981-82	1982-83	1983-84	1984-85
Textiles—continued										
Cotton—continued										
Twist and Yarn—continued										
Grey No. 1 to 10 (III, P)— continued										
Union of Socialist Soviet Republic—	Lbs.	Lbs.	Lbs.	Lbs.	Lbs.	R	R	R	R	R
Southern	44,400	10,800	14,000	20,000	5,400	6,875
Germany	58,800	80,000	17,987	26,178
Bulgaria	189,200	479,200	277,200	310,400	111,589	46,811	1,06,468	1,05,478	1,02,758	44,450
Greece (including Crete)	52,000	20,000	67,600	50,400	26,800	17,380	6,826	21,388	15,468	8,519
Turkey, European	74,800	4,000	22,800	12,112	..	27,859	1,250	11,400	5,804	..
Turkey, Asiatic	147,600	45,800	98,800	10,000	42,100	76,640	16,281	45,674	5,000	14,131
Syria	482,400	441,000	408,800	341,800	190,040	1,62,862	1,64,797	1,79,760	1,51,522	74,085
Mascat Territory and Trucial Oman	70,500	71,800	44,100	58,975	32,008	46,550	41,175	24,200	28,397	19,955
Other Native States in Arabia	49,900	52,880	119,080	115,372	41,800	26,350	29,705	58,337	56,525	18,448
Iraq	637,221	859,600	630,600	465,800	513,200	2,47,747	2,99,888	2,28,475	1,60,734	1,70,593
Iran	1,039,854	1,504,105	368,400	386,800	124,100	6,76,384	7,66,575	1,69,284	1,89,681	46,400
Honjam Island	17,600	2,400	..	800	..	9,400	1,200	..	400	..
Siam	240,800	108,200	170,900	806,900	228,800	1,62,900	45,875	90,550	1,42,600	1,08,900
Egypt	588,400	382,200	44,800	2,48,879	1,46,510	21,400
Tripoli (Libya)	6,000	10,000	8,000	5,000	..
Portuguese East Africa	155,006	93,558	31,520	..	400	79,608	31,891	10,610	..	200
Italian East Africa (Somali- land and Eritrea)	16,084	16,100	17,880	20,150	27,200	8,950	7,995	8,298	8,820	15,825
French Somaliland	190,800	318,700	460,200	578,080	168,800	1,01,119	1,80,150	2,47,087	2,84,627	1,08,400
Other Foreign Countries	6,000	2,800	8,000	4,800	2,000	2,775	2,800	3,300	1,238	1,000
TOTAL FOREIGN COUNTRIES	2,944,515	4,409,148	2,794,680	2,678,189	1,598,235	19,63,059	19,18,296	12,27,106	11,26,561	6,56,079
Share of Bengal	20,000	8,000	6,250	3,300
" Bombay	7,036,676	5,948,618	3,84,0230	4,426,330	2,374,933	36,44,097	26,97,016	17,20,341	18,98,033	12,30,641
" Sind
" Madras	150	..	201,354	18,028	5,754	75	..	46,948	7,956	2,114
TOTAL	7,037,026	5,968,618	3,949,594	4,443,358	2,880,087	36,44,172	26,03,266	17,71,089	19,05,089	12,32,755
Grey Nos. 11 to 20 (III, P)—										
United Kingdom (including Channel Islands)	Lbs.	Lbs.	Lbs.	Lbs.	Lbs.					
Cyprus	81,200	95,600	69,830	160,700	178,020	40,539	39,501	32,405	75,085	79,911
Palestine	26,800	64,000	275,500	382,000	374,725	15,437	39,575	1,32,400	1,78,800	187,880
Aden and Dependencies	699,600	835,500	1,308,500	1,129,700	833,500	5,21,457	5,43,537	7,08,609	6,65,766	4,24,968
Bahrain Islands	8,400	14,000	21,200	34,800	44,000	8,100	7,650	11,200	17,550	23,200
Ceylon (excluding Maldives)	30,061	16,085	31,012	27,008	20,800	25,492	10,462	14,991	12,288	10,616
Straits Settlements	81,200	317,716	220,400	808,746	253,733	76,000	2,85,989	1,19,550	1,71,700	1,23,200
Hongkong	60,000	4,000	20,000	1,950
Zanzibar and Pemba	31,400	28,400	20,400	28,350	17,812	25,050	20,900	15,300	14,225	8,495
Kenya Colony	34,524	50,900	55,000	96,128	57,638	29,200	38,150	38,775	59,249	32,050
Tanganyika Territory	9,656	11,768	8,012	16,800	18,568	8,800	10,680	7,950	13,050	11,000
Anglo-Egyptian Sudan	1,200	1,900	17,150	900	950	8,279
Commonwealth of Australia	18,100	8,308
Other British Possessions	7,950	2,000	1,000	2,920	6,432	5,487	1,800	725	1,114	3,042
TOTAL BRITISH EMPIRE	1,024,221	1,500,589	2,014,777	2,150,452	1,971,176	7,59,321	9,66,816	10,84,875	11,07,072	9,42,972
Union of Socialist Soviet Republic—										
Southern	12,000	32,000	12,000	7,000	16,125	6,000
Bulgaria	2,800	23,000	..	16,000	4,000	1,112	3,082	..	5,800	1,025
Romania	70,904	80,397
Turkey, European	216,800	30,400	32,000	24,000	29,417	95,822	14,380	16,250	12,758	15,300

GENERAL EXPORTS

(664)

INDIAN MERCHANDISE

No. 11—continued

ARTICLES, AND COUNTRIES OF FINAL DESTINATION; ALSO SHARE OF EACH PROVINCE	QUANTITY					VALUE				
	1930-31	1931-32	1932-33	1933-34	1934-35	1930-31	1931-32	1932-33	1933-34	1934-35
Textiles—continued										
Cotton—continued										
Twist and Yarn—continued										
Grey Nos. 11 to 20 (III. P)— continued	Lbs.	Lbs.	Lbs.	Lbs.	Lbs.	R	R	R	R	R
Turkey, Asiatic	267,400	303,200	242,000	302,400	730,780	1,24,239	1,37,624	1,16,603	179,188	3,25,23
Syria	535,200	486,500	1,842,200	2,450,000	2,212,901	2,07,784	2,42,554	9,25,817	12,18,464	15,89,10
Mascat Territory and Trucial Oman	116,920	102,078	89,124	74,235	77,266	98,767	71,791	57,671	41,387	48,31
Other Nat'l's States in Arabia	46,420	53,500	102,500	45,300	51,050	85,875	38,950	60,438	24,300	27,01
Iraq	892,800	828,200	463,400	336,100	220,800	2,34,579	4,21,046	2,30,775	1,56,224	1,00,66
Iran	3,387,027	4,974,500	3,270,460	2,261,362	216,204	27,16,047	20,22,827	18,61,764	12,51,257	1,15,91
Hanjam Island	6,000	6,800	60	5,500	8,600	..
Siam	985,600	688,400	562,000	482,800	428,400	3,44,275	5,32,246	3,04,925	2,42,025	2,19,34
China (exclusive of Hongkong and Macao)	80,000	4,000	13,500	1,812
Egypt	1,249,022	1,059,546	443,731	216,410	142,120	6,76,438	4,96,843	2,26,077	1,20,501	77,371
Cyprus (Libya)	400	6,000	42,000	19,600	28,800	177	2,000	20,250	9,800	14,40
Italian East Africa (Somali- land and Eritrea)	11,800	16,400	11,800	21,400	12,800	3,175	13,250	3,050	12,200	8,02
French Somaliland	183,000	525,600	1,181,250	909,800	771,704	1,24,923	2,25,746	6,19,172	4,62,890	2,90,60
Other Foreign Countries	1,900	..	11,208	6,384	22,598	98	..	393	3,554	9,22
TOTAL FOREIGN COUNTRIES	7,321,100	9,158,422	8,319,673	7,262,041	6,019,924	52,46,869	53,70,148	44,59,621	37,44,468	29,24,342
Share of Bengal	13,716	3,100	..	6,634	301
" Bombay	7,372,602	10,059,218	9,845,922	5,981,927	7,422,201	57,73,210	60,54,666	52,09,161	46,91,654	36,97,107
" Sind	1,329	9,476	5,424	5,594	10,122	1,460	7,329	2,660	2,349	6,22
" Madras	470,209	825,581	433,043	325,368	446,571	2,30,920	2,67,844	2,31,666	1,57,137	2,24,009
TOTAL	8,345,321	10,658,091	10,334,453	9,413,493	7,991,100	60,06,190	63,26,904	55,44,506	48,52,140	39,27,814
Grey Nos. 21 to 30 (III. P)—										
Valentine	12,000	..	720	400	..	3,000	..	387	200
Aden and Dependencies	3,900	17,000	45,325	42,900	22,100	3,725	14,825	33,700	30,000	15,812
Straits Settlements	128,800	102,400	102,800	61,300	26,400	1,28,000	99,900	1,01,200	60,200	19,000
Kenya Colony	300	..	4,600	16,000	10,000	300	..	2,600	10,374	6,787
Other British Possessions	1,125	6,240	8,320	10,625	6,720	1,405	3,902	4,775	6,359	4,509
TOTAL BRITISH EMPIRE	184,125	187,640	160,445	124,946	69,620	1,38,420	1,26,627	1,42,275	1,07,350	46,800
Turkey, European	2,000	6,400	10,000	20,592	85,794	1,100	3,320	5,111	11,574	41,260
Turkey, Asiatic	4,000	8,000	3,200	48,800	76,000	1,956	4,073	1,662	23,188	41,144
Syria	5,200	56,100	14,000	..	8,000	2,700	32,932	7,122	..	3,744
Iran	2,800	2,400	1,600	1,735,500	1,175,750	3,100	1,725	1,200	9,56,850	6,45,250
Egypt	18,000	16,600	30,780	45,730	12,850	18,000	11,166	17,528	25,521	7,730
Italian East Africa (Somali- land and Eritrea)	12,000	400	6,480	350
French Somaliland	1,200	1,500	47,000	16,300	32,800	1,200	1,125	32,600	10,002	22,371
Other Foreign Countries	8,000	16,396	806	6,300	12,380	7,987	9,725	604	4,000	7,925
TOTAL FOREIGN COUNTRIES	58,270	107,936	107,386	1,674,222	1,408,974	48,623	64,136	65,827	10,31,195	7,70,033

No. 11—continued

ARTICLES, AND COUNTRIES OF FINAL DESTINATION; ALSO SHARE OF EACH PROVINCE	QUANTITY					L. VALUE				
	1930-31	1931-32	1932-33	1933-34	1934-35	1930-31	1931-32	1932-33	1933-34	1934-35
<i>articles—continued</i>						R	R	₹	R	R
<i>Cotton—continued</i>										
<i>Twist and Yarn—continued</i>										
Grey Nos. 21 to 30 (III. P) —continued	Lbs.	Lbs.	Lbs.	Lbs.	Lbs.					
Share of Bombay	167,800	193,840	210,748	1,879,100	1,302,130	1,66,125	1,62,850	1,75,920	10,66,460	7,28,693
“ Madras	19,225	51,788	57,083	130,068	161,464	10,828	27,912	32,189	72,085	88,699
TOTAL	187,025	245,628	267,831	2,009,168	1,463,594	1,76,953	1,90,762	2,08,102	11,38,545	8,17,391
Grey Nos. 31 to 40 (III. P)—	Lbs.	Lbs.	Lbs.	Lbs.	Lbs.					
Aden and Dependencies	..	12,500	28,800	9,375	21,000
Union of South Africa	30,000	6,000	9,225	1,875	..
Other British Possessions	8,615	1,200	6,800	8,800	8,360	8,155	1,000	4,400	4,955	2,475
TOTAL BRITISH EMPIRE	8,615	13,700	65,600	14,800	8,360	8,155	10,375	35,225	6,880	2,475
Syria	..	10,000	10,000
Iran	1,200	2,600	5,000	7,600	11,400	1,600	1,950	3,750	5,700	9,300
Siam	..	34,800	34,800
Egypt	..	6,600	5,225
French Somaliland	..	24,300	114,700	18,225	87,900
Other Foreign Countries	..	600	1,500	..	800	..	600	1,675	..	401
TOTAL FOREIGN COUNTRIES	1,200	78,900	121,200	7,600	12,200	1,600	70,800	93,325	5,700	9,791
Share of Bengal	113	..	30,000	6,400	580	200	..	9,225	1,995	350
“ Bombay	3,800	92,800	156,800	15,100	14,300	3,100	81,175	1,19,325	10,850	11,425
“ Madras	1,903	400	800	1,455	185	401
TOTAL	4,815	92,800	186,800	21,900	15,660	4,755	81,175	1,28,550	12,580	12,206
Grey, above No. 40 (III. P)—	Lbs.	Lbs.	Lbs.	Lbs.	Lbs.					
Ceylon (excluding Maldives)	..	6,800	200	6,244	145
Other British Possessions	20	1,800	6,000	3,017	1,200	3,850
TOTAL BRITISH EMPIRE	3,020	6,800	200	1,800	6,000	3,017	6,244	145	1,200	3,850
TOTAL FOREIGN COUNTRIES	..	4,800	..	800	2,400	..	4,550	..	600	1,000
Share of Bombay	3,000	6,800	..	2,400	8,400	3,000	6,675	..	1,300	5,730
“ Madras	20	4,800	200	17	4,179	145
TOTAL	3,020	11,600	200	2,400	8,400	3,017	10,794	145	1,800	5,730
Grey two-folds (double) (III. P)—	Lbs.	Lbs.	Lbs.	Lbs.	Lbs.					
United Kingdom (including Channel Islands)	64,050	..	1,600	41,061	..	765
Palestine	168,400	218,200	1,200	1,41,575	1,63,700	600
Aden and Dependencies	2,106,120	593,300	36,400	..	4,000	15,07,422	3,73,237	19,600	..	2,400
Ceylon (excluding Maldives)	17,967	400	6,700	14,888	217	4,109
Straits Settlements	171,200	155,600	17,600	10,300	..	1,64,809	1,09,110	8,400	10,100	..
Hongkong	160,000	1,30,000

GENERAL EXPORTS

(66)

INDIAN MERCHANDISE

No. 11—continued

ARTICLES AND COUNTRIES OF FINAL DESTINATION; ALSO SHARE OF EACH PROVINCE	QUANTITY					VALUE				
	1930-31	1931-32	1932-33	1933-34	1934-35	1930-31	1931-32	1932-33	1933-34	1934-35
Textiles—continued						₹	₹	₹	₹	₹
Cotton—continued										
<i>Fines and Yarn—continued</i>										
Grey, twofolds (doubles) (III. P)—continued	Lbs.	Lbs.	Lbs.	Lbs.	Lbs.					
Union of South Africa	45,600	22,425
Other British Possessions	5,600	10,000	1,200	..	2,800	3,424	22,275	600	..	1,200
TOTAL BRITISH EMPIRE	2,733,957	972,500	51,000	19,200	13,500	20,15,591	6,55,769	20,905	10,100	7,200
Italy (including Finme)	33,800	16,531
Bulgaria	48,000	49,200	8,800	..	20,000	23,250	17,537	3,706	..	10,000
Greece (including Crete)	96,400	7,800	44,400	51,631	2,156	14,800
Turkey, European	26,900	27,900	12,425	13,800
Turkey, Asiatic	152,560	10,400	1,08,927	4,000
Syria	999,990	1,163,900	20,800	19,600	35,200	9,27,903	9,84,450	17,400	9,800	17,900
Native States in Arabia other than Maskat Terri- tory and Trucial Oman	94,000	81,200	5,200	51,078	47,900	2,600
Iraq	30,400	9,600	..	2,400	3,200	23,150	5,200	..	1,200	900
Iran	22,540	18,900	400	7,400	5,100	15,666	12,859	300	3,650	2,770
Siam	400,400	224,400	14,300	39,000	..	2,23,216	1,31,000	3,600	19,800	..
Egypt	2,042,400	942,800	6,480	16,52,414	6,75,069	3,400
Tripoli (Libya)	..	57,200	31,300
Portuguese East Africa	12,000	6,375
Italian East Africa (Somal- land and Eritrea)	4,400	23,600	3,100	17,400
French Somaliland	497,000	1,095,000	17,600	3,56,400	7,51,175	3,700
Other Foreign Countries	4,000	10,000	1,800	2,360	6,375	900
TOTAL FOREIGN COUNTRIES	4,454,900	3,726,400	78,100	69,000	115,980	34,85,410	27,01,691	41,300	34,450	50,780
<i>Share of Bombay</i>	<i>7,159,077</i>	<i>4,898,500</i>	<i>1,31,100</i>	<i>88,200</i>	<i>121,700</i>	<i>54,85,090</i>	<i>33,57,173</i>	<i>71,271</i>	<i>44,550</i>	<i>56,170</i>
<i>" Madras</i>	<i>29,760</i>	<i>400</i>	<i>..</i>	<i>..</i>	<i>7,760</i>	<i>15,921</i>	<i>217</i>	<i>..</i>	<i>..</i>	<i>4,300</i>
TOTAL	7,188,857	4,698,900	131,100	88,200	129,480	55,01,011	38,57,890	71,271	44,550	58,500
Coloured Nos. 1 to 20 (III. P)—	Lbs.	Lbs.	Lbs.	Lbs.	Lbs.					
Aden and Dependencies	61,800	45,000	43,400	42,900	41,970	52,300	34,675	38,075	35,830	28,600
Other British Possessions	5,190	5,998	1,580	850	2,350	4,354	3,906	1,855	785	2,010
TOTAL BRITISH EMPIRE	66,990	50,998	44,980	43,750	44,320	56,654	38,581	39,930	36,615	30,610
Maskat Territory and Trucial Oman	2,100	3,300	6,498	6,300	6,900	2,300	6,075	5,700	5,525	5,620
Other Native States in Arabia	9,100	14,400	17,100	10,400	17,200	7,225	10,150	11,100	3,850	11,150
Iran	5,200	4,400	7,800	800	2,400	4,100	2,300	5,200	1,800	1,600
Italian East Africa (Somal- land and Eritrea)	3,000	3,150	2,600	4,200	12,800	2,925	2,400	2,400	3,050	9,700
Other Foreign Countries	16,130	3,600	..	2,400	..	12,451	2,300	..	950	..
TOTAL FOREIGN COUNTRIES	86,530	38,350	33,998	24,100	39,300	29,901	24,225	25,100	19,975	28,075

No. 11—continued

ARTICLES, AND COUNTRIES OF FINAL DESTINATION; ALSO SHARE OF EACH PROVINCE	QUANTITY					VALUE				
	1930-31	1931-32	1932-33	1933-34	* 1934-35	1930-31	1931-32	1932-33	1933-34	1934-35
Textiles—continued										
Cotton—continued										
Twist and Yarn—continued										
Coloured Nos. 1 to 20 (III. P) —continued	Lbs.	Lbs.	Lbs.	Lbs.	Lbs. (B)	R	R	R	R	R
Share of Bombay	22,670	24,748	28,260	27,910	23,620	25,275	22,658	22,330	22,590	22,690
" Sind	100	598	150	100
" Madras	400	130
TOTAL	23,070	24,848	28,858	27,910	23,620	25,405	22,808	22,430	22,590	22,690
Coloured Nos. 21 to 40 (III. P) Aden and Dependencies	Lbs.	Lbs.	Lbs.	Lbs.	Lbs.					
Other British possessions	2,000	200	1,020	2,088	225	1,380
TOTAL BRITISH EMPIRE	2,000	200	1,020	2,088	225	1,380
Philippines	2,000	2,000
Other Foreign Countries	3,400	1,200	..	1,080	..	3,900	1,400	..	680	..
TOTAL FOREIGN COUNTRIES	5,400	1,200	..	1,080	..	5,900	1,400	..	680	..
Share of Bombay	14,000	4,700	1,800	4,680	1,020	16,367	6,650	2,000	3,760	1,380
Coloured above No. 40 (III. P) —	Lbs.	Lbs.	Lbs.	Lbs.	Lbs.					
TOTAL BRITISH EMPIRE	644	789	..
TOTAL FOREIGN COUNTRIES	150	..	800	150	..	600
Share of Bombay	150	699	800	150	750	600
" Madras	44	39	..
TOTAL	150	644	800	150	789	600
Coloured twofolds (doubles) (III. P) —	Lbs.	Lbs.	Lbs.	Lbs.	Lbs.					
Aden and Dependencies	2,800	2,400	2,000	4,700	3,000	2,200
Other British Possessions	1,200	1,050
TOTAL BRITISH EMPIRE	2,800	1,200	..	2,400	2,000	4,700	1,050	..	3,000	2,200
TOTAL FOREIGN COUNTRIES	1,200	900
Share of Bombay	2,800	2,400	..	2,400	2,000	4,700	1,950	..	3,000	2,200
White Bleached, Nos. 1 to 40* (III. P) —				Lbs.	Lbs.					
Aden and Dependencies	—	—	—	32,400	63,200	—	—	—	16,200	31,600
Straits Settlements	—	—	—	106,800	99,600	—	—	—	52,800	48,975
Other British Possessions	—	—	—	1,925	3,035	—	—	—	978	1,501
TOTAL BRITISH EMPIRE	—	—	—	141,125	165,835	—	—	—	69,978	82,076
French Somaliland	—	—	—	11,200	..	—	—	—	5,600	..
Other Foreign Countries	—	—	—	6,000	2,000	—	—	—	2,950	925
TOTAL FOREIGN COUNTRIES	—	—	—	17,200	2,000	—	—	—	8,550	925
Share of Bombay	—	—	—	157,400	165,830	—	—	—	78,028	82,170
" Madras	—	—	—	925	3,005	—	—	—	436	821
TOTAL	—	—	—	158,325	167,835	—	—	—	78,528	83,001
White Bleached, above No. 40* (III. P) —				Lbs.	Lbs.					
Total White Bleached (III. P) Aden and Dependencies	138,783	46,840	11,100	32,400	—	78,887	26,000	6,850	16,200	—
Ceylon (excluding Maldives)	16,000	5,045	1,516	1,125	—	14,628	3,785	906	628	—
Straits Settlements	67,216	57,200	45,600	106,800	—	41,000	28,400	23,300	52,800	—
Other British Possessions	8,100	6,580	..	800	—	3,982	2,151	..	350	—
TOTAL BRITISH EMPIRE	230,099	116,165	58,216	141,125	—	138,612	60,286	21,056	69,978	—

* Estimatedly recorded from 1933-34.

GENERAL EXPORTS

(668)

INDIAN MERCHANDISE

No. 11—continued

ARTICLES, AND COUNTRIES OF FINAL DESTINATION; ALSO SHARE OF EACH PROVINCE	QUANTITY					VALUE				
	1930-31	1931-32	1932-33	1933-34	1934-35	1930-31	1931-32	1932-33	1933-34	1934-35
Textiles—continued										
Cotton—continued										
Twist and Yarn—continued										
Total White Bleached (III.P)—contd.	Lbs.	Lbs.	Lbs.	Lbs.	Lbs.	R	R	R	R	R
Syria	9,600	6,476
Iraq	76,000	38,441
Iran	4,000	4,000	..	3,024	2,000	..
Egypt	82,400	1,600	53,055	350
French Somaliland	12,800	11,200	..	11,200	..	6,400	5,900	..	5,600	..
Other Foreign Countries	2,500	400	400	2,000	..	1,600	200	250	950	..
TOTAL FOREIGN COUNTRIES	187,300	19,200	400	17,200	..	1,08,995	6,050	250	6,550	..
Share of Bombay	414,639	137,720	58,340	157,400	..	2,40,724	66,364	29,700	78,099	..
" Madras	2,580	645	275	225	..	1,783	543	298	438	..
TOTAL	417,219	138,365	58,615	158,325	..	2,42,507	66,906	30,006	78,528	..
Unspecified description of Twist and Yarn (III.P)—										
Aden and Dependencies	Lbs.	Lbs.	Lbs.	Lbs.	Lbs.					
Ceylon (excluding Maldives)	16,000	2,000	..	8,000	1,100
Other British Possessions	1,610	784	..	10,000	..	1,605	500	..	4,000
TOTAL BRITISH EMPIRE	179,351	114,221	93,402	128,959	107,001	82,840	49,199	46,484	51,840	48,100
Netherlands	19,500	15,216	..
Turkey, Asiatic	20,000	10,000
Syria	8,800	7,400
Iran	28,200	11,600
Japan	27,000	6,328	..
Other Foreign Countries	500	100	5,202	..	11,490	269	39	3,277	..	5,700
TOTAL FOREIGN COUNTRIES	500	82,100	5,202	46,500	31,490	269	19,039	3,277	21,544	10,300
Share of Bombay	49,719	29,644
" Madras	179,351	39,611	93,604	148,459	139,091	83,109	39,694	49,761	67,056	64,500
" Burma	27,000	6,328	..
TOTAL	179,351	144,331	93,604	175,459	139,091	83,109	68,238	49,761	78,334	64,500
Total Twist and Yarn—										
United Kingdom (including Channel Islands)	Lbs.	Lbs.	Lbs.	Lbs.	Lbs.					
Malta and Gozo	4,950	8,000	11,200	35,200	10,800	1,869	2,375	4,450	11,581	3,731
Cyprus	194,800	238,640	125,630	221,725	260,950	81,373	84,571	53,515	96,410	1,07,665
Palestine	191,300	307,200	359,600	368,330	375,525	1,57,671	2,21,000	1,71,767	1,88,987	1,87,790
Aden and Dependencies	4,785,698	2,240,740	2,075,425	2,138,660	1,480,346	32,45,192	13,76,404	11,86,351	10,97,377	7,64,511
Rahrein Islands	78,800	121,100	89,000	183,400	115,700	42,500	60,925	45,600	66,300	59,080
Ceylon (excluding Maldives)	260,745	183,261	136,416	172,188	148,364	1,45,411	68,999	68,575	72,123	70,720
Maldives	6,800	..	784	400	..	5,100	..	500	120	..
Straits Settlements	515,766	741,316	469,080	668,826	698,533	4,59,905	5,32,479	2,94,061	3,83,007	3,55,540
Hongkong	880,000	130,000	4,000	4,20,938	45,000	1,060
Union of South Africa	204,200	254,040	30,000	12,000	8,482	98,500	71,098	9,225	4,249	2,040
Zanzibar and Pemba	69,459	48,524	35,600	55,250	55,136	58,350	28,840	21,830	26,230	24,300
Kenya Colony	67,792	81,896	69,900	136,176	98,708	47,473	58,688	57,975	82,338	54,120
Tanganyika Territory	15,468	15,768	20,012	21,200	23,248	12,950	18,055	14,168	15,600	14,300
Anglo-Egyptian Sudan	1,200	1,900	25,050	900	950	11,270
Commonwealth of Australia	18,820	6,328	4,480	..	20,100	9,766	2,862	1,294	..	3,770
Other British Possessions	2,400	2,000	3,340	5,500	5,562	1,975	1,806	2,925	2,486	3,660
TOTAL BRITISH EMPIRE	7,465,739	4,475,763	3,652,113	4,511,205	3,662,884	48,77,795	26,09,067	19,49,338	21,77,902	17,51,470
Union of Socialist Soviet Republic—										
Southern	56,400	46,800	26,000	83,900	23,525	12,875
Germany	100	60,800	92,800	100	18,674	29,590
Netherlands	19,500	15,216	..
Italy (including Fiume)	33,600	7,610	9,600	16,631	2,638	4,800
Bulgaria	190,000	556,400	286,000	326,400	135,589	71,173	1,02,942	1,09,184	1,08,558	68,075
Roumania	70,964	36,397
Greece (including Crete)	149,600	27,600	77,600	50,800	71,200	69,592	9,142	21,718	15,624	23,500
Turkey, European	319,600	68,400	64,800	55,704	125,211	1,38,706	23,320	32,761	30,138	62,131
Turkey, Asiatic	577,350	368,400	314,000	450,400	808,880	8,16,458	1,62,128	1,63,930	2,07,576	4,01,153
Syria	1,974,000	2,171,300	2,288,800	2,814,400	3,455,201	18,88,724	14,48,133	11,24,099	13,79,806	16,84,628

No. 11—continued

ARTICLES, AND COUNTRIES OF FINAL DESTINATION; ALSO SHARE OF EACH PROVINCE	QUANTITY					VALUE				
	1930-31	1931-32	1932-33	1933-34	1934-35	1930-31	1931-32	1932-33	1933-34	1934-35
Textiles—continued										
Cotton—continued										
<i>Twist and Yarn—concluded</i>										
<i>Total Twist and Yarn—continued.</i>	Lbs.	Lbs.	Lbs.	Lbs.	Lbs.					
Masbat Territory and Trucial Oman	195,320	182,076	140,270	141,310	121,052	1,40,887	1,20,845	88,171	79,903	71,400
Other Native States in Arabia	201,520	207,480	245,780	171,072	117,150	1,27,428	1,30,805	1,35,145	80,975	62,038
Iraq	1,136,421	1,702,300	1,090,000	805,500	740,000	5,43,917	7,30,634	4,57,250	3,18,763	2,74,181
Iran	4,464,421	6,530,505	3,953,860	4,340,342	1,537,754	34,22,271	38,20,126	20,41,408	23,61,598	5,23,805
Henjam Island	28,300	4,000	..	8,400	1,660	17,900	2,000	..	4,400	830
Siam	1,576,500	1,054,000	753,200	820,300	657,200	12,85,401	7,47,431	4,04,075	4,04,425	3,28,240
China (exclusive of Hong- Kong and Macao)	40,186	4,008	20,725	1,816
Japan	27,000	170	6,328	85
Egypt	3,920,923	2,409,346	528,671	262,140	164,140	26,54,505	13,35,663	2,67,632	1,46,022	90,479
Tripoli (Libya)	800	63,200	48,000	29,600	28,800	337	34,800	23,250	14,800	14,400
Portuguese East Africa	170,805	93,658	32,728	1,200	428	88,340	31,930	11,066	1,000	220
Italian East Africa (Somali- land and Britia)	47,234	59,650	32,680	47,750	53,200	29,580	41,345	19,043	25,020	33,900
French Somaliland	893,900	1,976,300	1,320,750	1,516,230	973,304	6,03,947	12,02,021	9,95,460	7,63,529	5,21,373
Other Foreign Countries	11,000	4,800	8,342	1,224	2,000	6,784	4,800	3,959	911	1,000
TOTAL FOREIGN COUNTRIES	16,007,395	17,567,201	11,455,787	12,078,732	9,226,308	1,08,90,441	1,01,76,765	59,15,072	59,03,703	45,20,322
<i>Share of Bengal</i>	<i>112</i>	<i>33,716</i>	<i>32,000</i>	<i>6,400</i>	<i>2,600</i>	<i>200</i>	<i>12,384</i>	<i>12,536</i>	<i>1,996</i>	<i>633</i>
" <i>Bombay</i>	<i>22,766,034</i>	<i>21,259,349</i>	<i>14,323,311</i>	<i>15,725,057</i>	<i>13,012,334</i>	<i>1,54,22,333</i>	<i>1,24,24,749</i>	<i>74,87,698</i>	<i>73,55,029</i>	<i>53,79,755</i>
" <i>Sind</i>	<i>1,320</i>	<i>9,576</i>	<i>6,020</i>	<i>5,594</i>	<i>10,128</i>	<i>1,460</i>	<i>7,970</i>	<i>4,250</i>	<i>3,349</i>	<i>6,320</i>
" <i>Madras</i>	<i>705,468</i>	<i>739,323</i>	<i>740,569</i>	<i>623,386</i>	<i>763,585</i>	<i>3,44,238</i>	<i>3,40,229</i>	<i>3,60,307</i>	<i>3,04,904</i>	<i>3,35,165</i>
" <i>Burma</i>	<i>..</i>	<i>..</i>	<i>..</i>	<i>27,000</i>	<i>..</i>	<i>..</i>	<i>..</i>	<i>..</i>	<i>6,328</i>	<i>..</i>
TOTAL	22,473,484	22,042,904	15,107,900	16,337,937	12,739,137	1,57,63,236	1,27,35,332	78,65,310	81,71,665	62,71,703
MANUFACTURES—										
Canvas (III. P)—	Yards	Yards	Yards	Yards	Yards					
TOTAL BRITISH EMPIRE	2,955	1,565	335	1,055	6,809	1,392	871	1,061	1,543	4,779
TOTAL FOREIGN COUNTRIES	120	144	450	120	100	225
<i>Share of Bengal</i>	<i>1,300</i>	<i>..</i>	<i>300</i>	<i>1,555</i>	<i>300</i>	<i>300</i>	<i>..</i>	<i>376</i>	<i>1,478</i>	<i>440</i>
" <i>Bombay</i>	<i>1,675</i>	<i>1,460</i>	<i>535</i>	<i>..</i>	<i>..</i>	<i>1,212</i>	<i>700</i>	<i>375</i>	<i>..</i>	<i>..</i>
" <i>Madras</i>	<i>..</i>	<i>349</i>	<i>60</i>	<i>90</i>	<i>6,009</i>	<i>..</i>	<i>371</i>	<i>35</i>	<i>70</i>	<i>4,339</i>
TOTAL	2,975	1,709	785	1,655	6,809	1,512	971	1,283	1,548	4,779
Handkerchiefs and Shaws <i>in the piece (III. P)—</i>	No.	No.	No.	No.	No.					
United Kingdom (including Channel Islands)	2,181,595	2,340,344	3,775,044	1,738,908	517,007	13,30,325	16,23,972	28,85,864	12,15,176	6,19,026
Sierra Leone	2,048	3,704	109,503	142,132	78,261	1,230	6,343	1,09,913	96,204	95,497
Nigeria (including Br. Mandated territory of Cameroons)	414,664	1,162,344	1,111,344	1,512,026	617,856	2,92,737	6,23,500	6,73,273	5,17,657	5,00,341
Union of South Africa	44	88	..	2,734	93,744	33	55	..	1,201	54,592
Commonwealth of Australia	1,518	6,308
Other British Possessions	13,261	2,102	9,210	459	6,720	3,972	630	3,302	325	2,050
TOTAL BRITISH EMPIRE	2,611,512	3,513,902	5,005,101	3,440,300	1,310,106	21,37,347	22,60,105	36,22,352	18,31,123	12,37,314

GENERAL EXPORTS

(670)

INDIAN MERCHANDISE

No. 11—continued

ARTICLES, AND COUNTRIES OF FINAL DESTINATION; ALSO SHARE OF EACH PROVINCE	QUANTITY					VALUE				
	1930-31	1931-32	1932-33	1933-34	1934-35	1930-31	1931-32	1932-33	1933-34	1934-35
Textiles—continued										
Cotton—continued										
MANUFACTURES—continued										
<i>Handkerchiefs and Shawls in the piece (III. P)—con- tinued</i>	No.	No.	No.	No.	No.					
Germany	7,568	7,126
France	2,560	10,888	17,184	5,152	..	3,200	7,209	10,232	3,928
Native States in Arabia other than Maskat Terri- tory and Trucial Oman . .	11,160	12,540	16,100	978	7,600	6,100	8,800	0,400	560	2,428
French West Africa	1,490	5,748
Italian East Africa (Soma- land and Eritrea)	75,250	84,700	2,000	8,000	21,700	16,460	7,350	300	1,600	3,668
Other Foreign Countries . .	46,180	18,832	5,800	0,240	600	7,135	4,475	3,220	2,450	408
TOTAL FOREIGN COUNTRIES	140,168	66,682	34,588	35,400	36,548	36,810	23,825	17,129	14,851	16,434
<i>Share of Bengal</i>	<i>24,121</i>	<i>9,698</i>	<i>..</i>	<i>..</i>	<i>..</i>	<i>2,022</i>	<i>1,166</i>	<i>..</i>	<i>..</i>	<i>..</i>
“ <i>Bombay</i>	<i>120,370</i>	<i>67,600</i>	<i>25,860</i>	<i>18,636</i>	<i>36,620</i>	<i>30,530</i>	<i>25,525</i>	<i>9,120</i>	<i>5,255</i>	<i>8,400</i>
“ <i>Madras</i>	<i>2,607,279</i>	<i>3,503,338</i>	<i>5,073,829</i>	<i>3,463,173</i>	<i>1,310,034</i>	<i>21,42,106</i>	<i>22,67,240</i>	<i>36,30,361</i>	<i>18,40,719</i>	<i>12,45,461</i>
TOTAL	2,751,770	3,580,534	5,099,680	3,481,709	1,340,654	21,74,657	22,83,930	36,30,481	18,45,074	12,54,236
History (III. P)—										
Aden and Dependencies	6,952	2,050	3,100	3,915	4,181
Ceylon (excluding Maldives)	18,189	1,298	503
Kenya Colony	11,595	9,325	6,808	2,100	925
Other British Possessions	3,604	4,281	4,727	2,567	5,424
TOTAL BRITISH EMPIRE	40,340	16,954	14,635	8,582	11,031
Portuguese East Africa	4,125	3,174	5,920	27,088	60,227
Other Foreign Countries	4,318	2,475	2,933	2,202	4,075
TOTAL FOREIGN COUNTRIES	8,443	5,649	8,853	29,290	73,303
<i>Share of Bengal</i>	<i>..</i>	<i>..</i>	<i>..</i>	<i>..</i>	<i>..</i>	<i>821</i>	<i>..</i>	<i>..</i>	<i>..</i>	<i>..</i>
“ <i>Bombay</i>	<i>..</i>	<i>..</i>	<i>..</i>	<i>..</i>	<i>..</i>	<i>32,084</i>	<i>30,549</i>	<i>30,466</i>	<i>36,440</i>	<i>21,531</i>
“ <i>Sind</i>	<i>..</i>	<i>..</i>	<i>..</i>	<i>..</i>	<i>..</i>	<i>50</i>	<i>316</i>	<i>475</i>	<i>1,120</i>	<i>155</i>
“ <i>Madras</i>	<i>..</i>	<i>..</i>	<i>..</i>	<i>..</i>	<i>..</i>	<i>21,178</i>	<i>1,398</i>	<i>2,577</i>	<i>164</i>	<i>603</i>
“ <i>Burma</i>	<i>..</i>	<i>..</i>	<i>..</i>	<i>..</i>	<i>..</i>	<i>..</i>	<i>440</i>	<i>..</i>	<i>153</i>	<i>133</i>
TOTAL	54,238	22,608	23,518	37,877	84,333
Place goods—										
Grey (unbleached)—										
Chadars and Dhutis (III. P)—	Yards	Yards	Yards	Yards	Yards					
Aden and Dependencies . . .	22,094	11,805	5,050	8,500	7,240	3,005	3,848	2,725	3,625	3,170
Ceylon (excluding Maldives)	8,445	28,600	1,061	4,000	62,900	2,571	9,000	027	2,200	14,705
Straits Settlements	74,478	89,576	13,478	10,320	1,788	33,080	15,246	5,087	4,655	720
Federated Malay States . . .	22,184	29,110	4,080	2,880	7,740	16,812	18,652	1,729	1,380	1,646
Zanzibar and Pemba	437,666	231,850	228,700	176,300	73,300	1,81,374	70,575	59,025	45,625	20,300
Kenya Colony	213,325	633,837	374,225	312,596	292,840	64,370	2,04,206	1,15,200	94,775	66,723
Tanganyika Territory	222,900	585,238	401,148	478,075	413,200	83,350	1,72,014	1,37,662	1,58,740	1,23,850
Anglo-Egyptian Sudan	150,050	150,890	102,800	98,628	67,750	35,670	29,787	24,160	19,275	10,523
Seychelles	6,000	4,600	31,000	21,000	..	2,400	2,100	8,850	6,000
Other British Possessions . .	9,260	10,183	5,370	7,450	7,145	2,974	3,050	2,210	3,000	2,598
TOTAL BRITISH EMPIRE	1,172,297	1,666,692	1,142,790	1,127,668	894,893	3,78,706	5,24,178	3,50,944	3,41,755	2,50,476

No. 11—continued

ARTICLES, AND COUNTRIES OF FINAL DESTINATION; ALSO SHARE OF EACH PROVINCE	QUANTITY					VALUE				
	1930-31	1931-32	1932-33	1933-34	1934-35	1930-31	1931-32	1932-33	1933-34	1934-35
Textiles—continued										
Cotton—continued										
MANUFACTURES—continued										
Piecegoods—continued										
Groy (unbleached)—continued										
Chadars and Dhuties (III. P)— continued										
Maskat Territory and Trucial Oman	51,887	44,400	10,450	15,200	20,000	27,012	16,825	4,450	4,300	8,225
Iraq	28,500	6,700
Portuguese East Africa . .	711,600	552,700	626,510	408,242	231,100	2,08,640	1,52,050	1,71,008	1,04,175	70,440
Italian East Africa (Somaliland and Eritrea)	44,700	8,720	23,425	18,105	15,350	11,150	1,350	5,887	4,175	3,650
French Somaliland	9,750	1,500	1,000	22,750	..	7,050	900	400	4,587	..
Other Foreign Countries . .	4,310	13,865	2,480	8,492	7,800	1,850	5,150	2,850	2,530	2,350
TOTAL FOREIGN COUNTRIES	824,337	616,265	692,365	466,789	332,750	2,55,702	1,76,375	1,91,105	1,19,717	93,865
Share of Bengal	110	9,030	1,950	120	633	24	2,646	1,865	25	165
“ Bombay	1,896,622	2,216,732	1,813,537	1,876,443	1,214,070	5,86,133	6,69,076	6,31,956	4,53,007	3,40,360
“ Madras	92,902	67,025	19,868	17,389	13,345	48,861	28,831	6,313	7,840	3,776
TOTAL	1,990,634	2,222,857	1,835,155	1,694,437	1,227,648	6,34,408	7,00,558	5,42,130	4,61,472	3,44,201
Drills and Jeans (III. P)—	Yards	Yards	Yards	Yards	Yards					
Aden and Dependencies . .	30,600	21,050	0,000	..	7,200	6,200	10,460	2,100	..	3,600
Ceylon (excluding Maldives) .	800	2,720	800	19,578	800	500	1,400	200	7,114	257
Straits Settlements	28,008	20,913	34,709	47,535	22,036	2,624	5,271	9,972	13,809	5,901
Other British Possessions . .	1,600	5,800	22,900	5,362	20,064	825	2,640	5,027	1,346	4,002
TOTAL BRITISH EMPIRE . . .	61,006	50,483	64,499	72,525	51,000	17,149	19,771	17,299	22,289	14,780
Native States in Arabia other than Maskat Terri- tory and Trucial Oman . .	30,910	75,200	..	40,309	38,600	6,000	12,000	..	6,540	5,600
Portuguese East Africa	300	4,200	154,400	248,420	409,106	250	1,500	32,035	61,807	30,850
Other Foreign Countries	200	4,800	463	..	18,000	144	960	292	..	3,600
TOTAL FOREIGN COUNTRIES . .	31,910	84,200	154,863	288,729	465,795	7,394	14,460	32,227	71,737	90,050
Share of Bengal	1,000	1,300	800	2,400	..	460	300	410	300
“ Bombay	64,910	112,450	194,133	293,066	490,793	14,319	27,900	43,337	74,550	97,529
“ Sind	163	09
“ Madras	33,008	21,233	23,766	62,379	23,800	9,624	5,371	6,340	19,005	6,410
TOTAL	92,918	134,683	210,362	361,245	516,795	24,443	34,231	50,526	94,006	1,04,830
F. Cloth and Domestic (III. P)—	Yards	Yards	Yards	Yards	Yards					
United Kingdom (including Channel Islands)	122,000	25,000
Aden and Dependencies	445,650	335,880	10,520	131,100	73,200	66,856	63,190	2,850	18,400	8,043
Ceylon (excluding Maldives) . .	4,840	20,732	77,760	1,800	8,662	27,000
Straits Settlements	31,000	20,000
Kenya Colony	55,150	3,600	1,600	21,050	1,200	400
Tanganyika Territory	269,400	87,150
Other British Possessions . . .	12,000	10,950	2,000	12,052	..	3,700	3,800	700	4,235	..
TOTAL BRITISH EMPIRE	777,840	400,430	164,520	163,884	152,500	2,10,556	87,690	43,550	31,303	35,403

GENERAL EXPORTS

(672)

INDIAN MERCHANDISE

No. 11—continued

ARTICLES, AND COUNTRIES OF FINAL DESTINATION; ALSO SHARE OF EACH PROVINCE	QUANTITY					VALUE				
	1930-31	1931-32	1932-33	1933-34	1934-35	1930-31	1931-32	1932-33	1933-34	1934-35
Textiles—continued										
Cotton—continued										
MANUFACTURES—continued										
Piecegoods—continued										
Grey (unbleached)—continued										
K. Cloth and Domestic (III. P)—continued	Yards	Yards	Yards	Yards	Yards					
Portuguese East Africa	119,500	4,600	45,000	900
French Somaliland	338,160	202,650	219,950	246,800	110,800	84,950	32,750	47,050	46,300	17,400
Other Foreign Countries	39,380	672	..	8,610	75	..
TOTAL FOREIGN COUNTRIES	497,340	207,250	219,950	247,472	110,800	1,38,560	34,650	47,050	46,375	17,400
Share of Bombay	1,375,180	607,680	334,470	380,472	263,360	3,49,118	1,22,340	95,600	66,276	64,000
„ Madras	30,384	12,403	..
TOTAL	1,275,180	607,680	334,470	411,356	263,360	3,49,118	1,22,340	95,600	77,678	64,000
Shirtings (III. P)—	Yards	Yards	Yards	Yards	Yards					
Cyprus	171,220	32,400
Aden and Dependencies	405,470	377,900	79,600	85,360	248,960	99,918	66,924	19,700	21,740	51,100
Bahrain Islands	22,080	1,140	1,200	2,380	9,900	6,200	1,000	800	800	1,600
Ceylon (excluding Maldives)	9,500	16,121	112,664	20,800	284,900	2,500	5,120	27,720	5,675	74,400
Straits Settlements	8,501	17,250	36,000	4,398	106,460	3,740	5,825	10,037	798	27,300
Federated Malay States	4,400	2,000	1,100	..	62,920	1,740	765	800	..	13,200
Nigeria	61,600	11,400
Zanzibar and Pemba	152,260	141,480	14,200	70,740	16,860	49,320	47,950	4,000	21,700	2,700
Kenya Colony	477,080	390,264	127,340	67,980	34,000	1,50,540	1,11,790	36,602	15,000	6,100
Tanganyika Territory	1,258,920	1,537,950	198,400	15,800	27,800	4,00,840	5,15,510	65,625	6,500	6,000
Anglo-Egyptian Sudan	230,000	68,940	11,900	45,440	95,700	56,800	11,450	2,000	6,800	10,100
Mauritius and Dependencies	29,700	10,700	114,600	..	422,760	7,320	1,570	22,320	..	1,02,600
Seychelles	400	19,800	32,800	250	5,600	7,800
Other British Possessions	..	120	2,212	4,242	19,355	..	729	615	887	7,400
TOTAL BRITISH EMPIRE	2,758,261	2,560,665	609,116	307,637	1,595,235	7,79,228	7,73,553	1,89,229	79,695	2,64,841
Mascat Territory and Trucial Oman	6,800	25,312	4,500	4,800	6,500	1,452	6,948	1,500	1,600	1,300
Other Native States in Arabia	13,600	76,800	12,950	14,370	1,300	2,520	15,700	2,790	2,680	300
Iraq	41,559	3,840	78,818	92,720	48,900	6,400	680	24,798	28,600	11,600
Iran	59,580	250,640	25,680	130,000	22,500	10,240	56,750	4,580	31,100	4,000
Portuguese East Africa	1,003,960	1,141,140	710,790	138,680	140,925	2,37,450	2,96,790	1,76,750	31,255	29,400
French Somaliland	10,000	24,000	41,100	..	71,800	2,900	4,200	9,900	..	16,500
Other Foreign Countries	26,620	..	9,200	4,724	1,200	5,225	..	1,000	1,275	900
TOTAL FOREIGN COUNTRIES	1,160,610	1,521,232	832,938	335,294	293,625	3,17,208	3,81,263	2,22,210	96,510	64,100
Share of Bengal	11,200	17,350	5,300	6,000	6,700	2,000
„ Bombay	3,905,978	4,034,547	1,676,754	689,967	1,379,110	10,69,950	11,43,721	4,69,445	1,75,468	4,39,241
„ Madras	2,984	9,750	737	2,171
„ Burma	1,501	390
TOTAL	3,918,880	4,101,897	1,582,054	692,931	1,388,860	10,66,436	11,54,821	4,11,446	1,76,205	4,29,011
Other sorts (III. P)—	Yards	Yards	Yards	Yards	Yards					
Cyprus	32,800	35,200	133,320	5,316	5,741	25,500
Aden and Dependencies	744,150	183,070	58,880	20,980	87,240	1,35,437	44,497	10,300	5,728	16,200
Bahrain Islands	11,650	1,900	..	4,150	24,640	4,450	500	..	1,900	10,200
Ceylon (excluding Maldives)	55,527	67,332	33,688	2,275	162,800	18,337	29,791	8,907	733	19,100
Straits Settlements	47,466	16,992	147,301	92,338	98,700	17,292	17,505	56,447	46,735	60,000

No. 11—continued

ARTICLES, AND COUNTRIES OF FINAL DESTINATION; ALSO SHARE OF EACH PROVINCE	QUANTITY					VALUE				
	1930-31	1931-32	1932-33	1933-34	1934-35	1930-31	1931-32	1932-33	1933-34	1934-35
Textiles—continued										
Cotton—continued						R	R	R	R	R
MANUFACTURES—continued										
Wool goods—continued										
Grey (unbleached)—continued	Yards	Yards	Yards	Yards	Yards					
Other sorts (III, P)—continued										
Federated Malay States	7,165	10,447	24,247	32,985	8,043	2,805	5,200	13,010	8,435	3,810
Union of South Africa	11,400	43,108	..	4,000	11,400	2,188	12,561	..	510	1,355
Zanzibar and Pemba	28,484	30,600	10,180	19,779	28,100	10,475	7,250	2,285	4,529	5,700
Kenya Colony	212,029	26,133	24,529	37,940	57,307	50,636	7,848	7,119	3,760	11,920
Mauritius and Dependencies	21,925	36,469	443	44,832	703,195	4,900	8,050	850	7,518	1,58,107
Commonwealth of Australia	63,747	39,720	56,200	41,400	39,156	20,275	3,785	10,895	7,400	7,355
Other British Possessions	23,650	30,649	20,911	13,125	77,182	6,237	7,059	5,572	4,735	11,220
TOTAL BRITISH EMPIRE	1,274,598	552,371	376,444	317,514	1,512,043	2,78,356	1,54,847	1,14,885	93,989	3,38,740
Native States in Arabia other than Maskat Territory and Trucial Oman	87,760	32,500	3,010	17,800	10,720	22,977	7,100	1,315	3,905	2,430
Iraq	80,840	1,920	4,002	36,265	150	19,433	1,500	1,025	[8,441	85
Iran	32,320	6,600	3,100	..	3,056	27,267	1,000	000	..	2,055
Siam	41,073	15,155	6,400	139,100	..	17,633	74,313	1,325	53,035	..
Egypt	474,300	437,400	33,920	31,586
Portuguese East Africa	369,509	197,500	199,950	533,024	357,365	90,212	3,310	33,355	93,463	1,42,131
Italian East Africa (Somal- land and Brittes)	60,937	3,700	5,210	22,350	..	11,101	500	1,200	3,700	..
French Somaliland	13,000	196,630	50,430	45,400	64,100	4,800	35,110	14,529	10,950	9,650
Other Foreign Countries	13,475	14,000	3,443	3,220	..	3,705	2,703	1,735	694	..
TOTAL FOREIGN COUNTRIES	1,237,360	905,495	284,550	737,650	940,391	2,31,103	1,53,127	56,723	1,73,113	1,56,401
Share of Bengal	33,933	47,523	74,355	63,343	16,243	3,333	16,374	24,692	29,296	5,465
" Bombay	2,439,192	1,297,263	522,549	1,035,433	2,296,279	5,23,952	2,54,740	1,17,724	2,55,304	4,75,011
" Sind	5,700	1,100
" Madras	56,333	112,320	63,330	392	140,413	22,124	41,360	23,135	503	14,725
TOTAL	2,512,458	1,457,776	660,994	1,105,173	2,452,934	5,59,459	3,12,974	1,71,611	2,76,107	4,95,141
Total Grey (unbleached)—	Yards	Yards	Yards	Yards	Yards					
United Kingdom (including Channel Islands)	..	4,166	125,321	11,404	3,333	..	1,179	25,997	2,242	857
Cyprus	32,300	35,200	303,140	5,346	5,741	58,807
Aden and Dependencies	1,703,764	979,305	169,950	245,040	423,340	3,49,413	2,03,429	37,375	49,493	31,231
Bahrain Islands	33,530	4,900	1,300	7,030	34,540	11,400	1,300	300	2,700	20,330
Ceylon (excluding Maldives)	79,112	116,323	149,113	67,335	579,130	25,703	45,311	37,764	21,330	1,35,332
Straits Settlements	153,443	124,731	252,636	151,647	224,039	63,726	43,357	1,01,543	65,342	94,127
Federated Malay States	44,749	41,557	30,007	41,230	30,337	21,357	19,677	15,139	11,320	13,343
Nigeria	61,300	11,420
Union of South Africa	11,300	43,912	1,900	12,639	14,200	2,433	13,440	500	3,310	2,055
Zanzibar and Pemba	641,310	412,930	255,030	236,319	113,260	1,94,929	1,23,775	63,010	71,354	29,700

GENERAL EXPORTS

INDIAN MERCHANDISE

(674)

No. 11—continued

ARTICLES, AND COUNTRIES OF FINAL DESTINATION; ALSO SHARE OF EACH PROVINCE	QUANTITY					VALUE				
	1930-31	1931-32	1932-33	1933-34	1934-35	1930-31	1931-32	1932-33	1933-34	1934-35
Textiles—continued										
Cotton—continued										
MANUFACTURES—continued										
Piece goods—continued										
Grey (unbleached)—continued										
Total Grey (unbleached)— continued	Yards	Yards	Yards	Yards	Yards					
Kenya Colony	959,134	1,043,934	526,094	409,426	325,747	2,87,911	3,25,044	1,59,020	1,18,541	84
Tanganyika Territory	1,748,220	2,077,088	605,148	500,370	461,400	5,73,440	6,80,564	2,05,187	1,67,280	1,32
Anglo-Egyptian Sudan	499,050	234,630	114,350	144,168	163,730	95,770	44,987	26,200	26,775	20
Mauritius and Dependencies	54,175	55,420	118,448	48,632	1,235,555	13,520	11,470	23,570	9,318	2,40
Seychelles	2,800	27,000	32,800	37,500	85,600	960	3,300	8,427	10,300	17
Commonwealth of Australia	68,747	44,520	56,200	42,738	30,156	20,275	10,985	10,895	7,550	7
Fiji Islands	1,500	425	3,512	500	16,745	749	200	1,590	125	6
Other British Possessions	3,350	5,810	500	29,769	..	1,350	1,490	225	7
TOTAL BRITISH EMPIRE	6,043,999	5,250,541	2,447,369	1,989,228	4,205,730	16,68,995	15,60,039	7,20,007	5,72,011	10,04
Market Territory and Trucial Oman	75,837	83,632	20,310	22,980	35,500	34,668	25,833	7,130	6,560	
Other Native States in Arabia	132,270	185,300	21,840	77,270	54,920	32,397	36,800	6,355	14,525	
Iraq	131,899	6,760	111,320	129,657	67,050	25,838	2,570	32,132	37,116	11
Iran	142,200	262,040	29,143	180,000	32,556	33,171	55,710	5,472	81,100	1
Siara	43,238	22,940	7,400	129,150	1,500	18,688	7,218	2,625	58,980	
Egypt	474,300	487,400	83,920	71,586
Portuguese East Africa	2,205,450	1,900,200	1,691,650	1,332,366	1,689,085	6,31,552	4,85,650	4,14,948	2,93,790	331
Italian East Africa (Somali- land and Eritrea)	158,947	7,420	37,335	45,355	16,550	31,138	1,350	3,937	12,075	4
French Somaliland	375,910	424,780	312,480	304,950	246,700	99,700	74,020	71,870	61,787	44
Other Foreign Countries	11,915	3,880	2,688	4,206	..	2,755	1,793	905	1,534	..
TOTAL FOREIGN COUNTRIES	3,762,066	3,334,352	2,234,666	2,175,934	2,143,861	9,99,872	7,64,980	5,50,414	5,12,457	4,24
Share of Bengal	35,438	75,073	32,915	69,763	19,276	13,508	25,780	28,767	19,730	6
.. Bombay	9,571,333	8,318,073	4,491,343	3,980,391	6,144,314	35,69,976	32,32,777	11,98,612	10,24,244	13,94
.. Sind	5,863	1,199
.. Madras	187,343	191,143	102,014	115,008	186,107	79,999	76,362	42,743	40,494	31
.. Burma	1,501	390
TOTAL *	9,796,065	8,584,893	4,682,035	4,165,162	6,349,597	26,68,867	23,24,919	12,71,321	10,84,468	14,26
White (bleached)—										
Chadars and Dhutis (III. P.)—	Yards	Yards	Yards	Yards	Yards					
Straits Settlements	50,085	12,160	21,524	14,442	1,500	25,048	5,345	2,800	9,382	
Federated Malay States	11,400	3,300	2,385	1,570	..	5,600	3,900	1,984	889	..
Other British Possessions	315	5,057	3,690	805	9,783	400	1,413	2,400	122	4
TOTAL BRITISH EMPIRE .	61,760	26,117	32,599	16,317	11,283	31,048	11,048	7,238	7,993	51

No. 11—continued

ARTICLES, AND COUNTRIES OF FINAL DESTINATION; ALSO SHARE OF EACH PROVINCE	QUANTITY					VALUE				
	1930-31	1931-32	1932-33	1933-34	1934-35	1930-31	1931-32	1932-33	1933-34	1934-35
Articles—continued						R	R	R	R	R
Cotton—continued										
MANUFACTURES—continued										
Piece goods—continued										
White (bleached)—continued										
Chaddars and Dhuties (III. P)— continued	Yards	Yards	Yards	Yards	Yards					
TOTAL FOREIGN COUNTRIES	4,760	1,200	20,250	1,730	300	4,925
Share of Bengal . . .	600	..	3,890	..	1,285	300	..	794	..	324
„ Bombay . . .	4,160	6,700	4,800	7,508	25,098	1,530	1,620	1,875	2,122	6,500
„ Madras . . .	61,750	20,617	23,309	2,819	5,112	21,945	9,728	4,724	5,271	2,135
„ Burma	53	53
TOTAL	66,610	27,317	22,599	16,317	31,598	23,726	11,348	7,253	7,393	10,013
Drills and Jeans (III. P)—	Yards	Yards	Yards	Yards	Yards					
TOTAL BRITISH EMPIRE .	11,610	8,152	7,084	4,840	13,500	2,382	4,078	3,469	1,185	5,674
Iraq	5,523	17,062	17,626	29,206	2,360	2,860	6,800	8,016	16,800	980
Other Foreign Countries .	3,865	1,599	74	5,140	4,373	1,986	614	19	1,282	1,484
TOTAL FOREIGN COUNTRIES	8,888	18,661	17,700	44,846	6,733	4,846	7,414	8,085	17,882	2,474
Share of Bengal	4,700	300	1,400	1,600	..	2,500	900	350	1,550
„ Bombay . . .	15,833	17,362	22,327	47,686	16,945	6,460	7,200	10,029	18,369	5,800
„ Sind	100	53	..
„ Madras . . .	4,085	4,751	1,637	..	1,688	2,068	1,792	575	..	633
TOTAL	20,498	26,813	24,784	49,186	20,233	8,528	11,492	11,504	18,707	8,148
T-Cloth and Domestic (III. P)—	Yards	Yards	Yards	Yards	Yards					
Aden and Dependencies	25,200	..	25,780	7,200	..	5,900
Bahrain Islands	20,400	5,100
Ceylon (excluding Maldives)	12,975	7,279	3,444	16,273	10,217	3,827	4,174	1,195	3,597	4,389
Other British Possessions .	282	183	100	6,469	12,883	137	99	162	2,184	4,043
TOTAL BRITISH EMPIRE	13,207	7,467	28,744	22,742	69,280	3,964	4,273	8,557	10,781	19,437
TOTAL FOREIGN COUNTRIES .	12,249	63	1,628	..	5,900	4,900	24	750	..	700
Share of Bengal	82	25	..
„ Bombay . . .	12,249	..	26,923	..	61,650	4,900	..	3,112	..	14,255
„ Madras . . .	13,207	7,550	3,444	22,660	12,630	3,954	4,297	1,195	19,766	4,872
TOTAL	25,456	7,580	30,367	22,742	75,180	13,854	4,297	9,307	10,781	20,137
Shirtings (III. P)—	Yards	Yards	Yards	Yards	Yards					
Aden and Dependencies	21,680	26,850	4,920	9,000
Tanganyika Territory	48,000	1,500	16,000	250	..
Other British Possessions .	19,445	28,504	15,552	7,128	51,178	6,010	6,994	4,744	2,902	11,808
TOTAL BRITISH EMPIRE	19,445	28,504	63,552	30,308	88,028	6,010	6,994	20,744	8,072	20,808

GENERAL EXPORTS

(676)

INDIAN MERCHANDISE

No. 11—continued

ARTICLES, AND COUNTRIES OF FINAL DESTINATION; ALSO SHARE OF EACH PROVINCE	QUANTITY					VALUE				
	1930-31	1931-32	1932-33	1933-34	1934-35	1930-31	1931-32	1932-33	1933-34	1934-35
Textiles—continued										
Cotton—continued										
MANUFACTURES—continued										
Plecegoods—continued										
White (bleached)—continued										
Shirtings (11L. P)—continued	Yards	Yards	Yards	Yards	Yards					
Iraq	7,500	18,000	984	1,500	6,000	..
Portuguese East Africa	4,800	..	17,200	32,500	3,900	1,560	..	4,900	6,900	..
Other Foreign Countries	9,675	3,410	3,300	20,680	6,200	2,500	527	800	5,617	..
TOTAL FOREIGN COUNTRIES	14,475	3,410	27,900	71,180	11,064	4,560	527	7,200	18,517	..
Share of Bengal	1,000	3,300	3,950	..	65	1,000	250	3,400
.. Bombay	22,846	22,314	31,493	101,396	55,914	3,350	6,571	24,475	28,425	..
.. Sind	3,800	1,000
.. Madras	40	193	3,111	30	184	..
.. Burma	3,000
TOTAL	33,920	31,914	91,452	101,488	99,090	10,370	7,521	27,944	26,589	..
Other sorts (11L. P)—	Yards	Yards	Yards	Yards	Yards					
Ceylon (excluding Maldives)	39,803	24,620	16,785	6,810	73,364	14,812	7,207	5,602	3,171	..
Straits Settlements	116,325	97,481	44,899	31,611	16,155	47,006	37,617	17,474	3,841	..
Federated Malay States	717	7,009	7,591	..	15,038	335	4,433	5,250
Kenya Colony	32,260	3,343	2,300	384	20,562	3,495	1,175	900	148	..
Mauritius and Dependencies	24,300
Other British Possessions	16,383	11,453	35,620	24,600	71,800	5,332	5,005	8,208	7,160	..
TOTAL BRITISH EMPIRE	205,093	144,417	107,704	53,414	221,719	75,980	55,492	37,432	19,320	..
Java	37,300
Portuguese East Africa	24,960	4,400	2,200	30,460	12,025	6,385	1,200	950	7,930	..
French Somaliland	12,500	..	51,750	10,800	4,800	2,300	..	18,800	2,000	..
Other Foreign Countries	9,793	25,180	17,189	8,535	12,380	3,351	5,071	3,780	3,840	..
TOTAL FOREIGN COUNTRIES	47,256	29,580	71,139	49,295	66,785	14,636	6,271	18,610	18,770	..
Share of Bengal	1,633	1,600	1,300	1,895	30,301	740	520	500	2,115	..
.. Bombay	139,365	93,373	165,043	97,343	245,377	63,303	29,343	37,141	24,216	..
.. Sind	3,150	500	..
.. Madras	67,343	79,021	33,495	311	41,045	31,574	31,401	13,301	194	..
.. Burma	231
TOTAL	252,349	178,007	172,843	102,709	308,504	90,316	61,768	55,942	27,000	..
Total White (bleached)—	Yards	Yards	Yards	Yards	Yards					
Aden and Dependencies	6,703	1,820	23,950	36,830	31,330	2,330	51,300	8,600	9,120	..
Bahrein Islands	1,000	33,300	141	..
Ceylon (excluding Maldives)	53,103	42,594	24,309	25,220	98,768	22,739	16,075	8,347	11,542	..
Straits Settlements	163,500	112,241	75,388	39,633	24,444	74,293	44,212	23,343	11,412	..

No. 11—continued

ARTICLES, AND COUNTRIES OF FINAL DESTINATION; ALSO SHARE OF EACH PROVINCE	QUANTITY					VALUE				
	1980-81	1981-82	1982-83	1983-84	1984-85	1980-81	1981-82	1982-83	1983-84	1984-85
Textiles—continued										
Cotton—continued										
MANUFACTURES—continued										
Piecegoods—continued										
White (bleached)—continued										
Total White (bleached)— continued	Yards	Yards	Yards	Yards	Yards					
Federated Malay States	12,117	15,809	10,976	3,982	18,857	5,925	8,478	7,634	1,667	5,989
Kenya Colony	47,880	5,843	4,718	5,259	25,387	12,615	2,175	1,655	2,298	7,272
Tanganyika Territory	3,400	3,033	63,681	3,500	..	650	690	19,640	930	..
Mauritius and Dependencies	24,800	6,000
Other British Possessions	10,398	33,418	31,665	12,167	91,427	6,271	8,711	8,236	3,621	16,627
TOTAL BRITISH EMPIRE	811,105	214,313	239,633	127,621	408,813	1,26,522	81,541	77,455	40,751	98,522
Foreign Countries										
Iraq	11,172	17,052	27,938	57,205	3,324	5,060	6,300	10,326	22,800	1,251
Java	57,600	12,400
Portuguese East Africa	37,105	6,062	19,400	67,760	19,525	13,060	1,338	5,850	15,960	4,370
Italian East Africa (Somal- land and Eritrea)	5,600	3,000	1,300	6,200	25,450	1,320	500	400	1,460	6,895
French Somaliland	18,100	..	53,350	10,300	3,700	4,800	..	14,200	3,000	1,360
Other Foreign Countries	15,651	23,184	16,074	23,355	16,133	5,732	5,742	3,219	3,140	3,674
TOTAL FOREIGN COUNTRIES	87,623	53,258	113,962	164,821	130,732	30,422	14,380	34,495	49,369	28,960
Share of Bengal	3,236	3,900	15,360	3,377	33,381	1,940	3,970	5,663	3,570	7,413
" Bombay	344,687	143,749	330,310	353,339	439,374	30,492	45,323	31,432	71,103	39,732
" Sind	3,300	3,260	..	1,000	533	..
" Madras	147,010	111,922	67,435	31,976	69,586	64,573	47,213	24,355	16,390	19,556
" Burma	3,334	690
TOTAL	399,733	267,571	353,595	302,442	538,545	1,57,004	95,921	1,11,950	90,620	1,27,472
Coloured, printed, or dyed—										
Lungs and Saris (III. P)— United Kingdom (including Channel Islands)	Yards	Yards	Yards	Yards	Yards					
Aden and Dependencies	104,271	206,335	303,563	102,412	281,338	52,515	96,505	1,56,499	1,03,204	1,29,535
Ceylon (excluding Maldives)	7,039,225	6,313,440	5,235,494	2,095,333	2,314,716	32,26,851	23,82,163	23,57,176	9,83,223	13,58,300
Straits Settlements	9,267,678	6,615,553	5,997,556	2,613,315	2,351,100	51,58,505	36,12,745	30,73,697	13,73,035	15,59,661
Federated Malay States	477,673	279,277	213,330	471,679	546,420	3,27,249	1,50,929	1,14,413	2,02,370	2,44,539
Nigeria (including Br. Man- dated Territory of Cameroons)	30,720	16,000
Union of South Africa	29,404	19,913	25,134	23,510	13,487	17,595	11,444	7,556	11,729	7,162
Kenya Colony	500	7,354	21,575	51,103	14,900	500	6,020	3,330	34,450	9,400
Tanganyika Territory	1,510	300	124,975	1,160	225	23,987
Anglo-Egyptian Sudan	1,307,703	1,165,755	1,231,549	1,460,102	944,350	3,31,170	2,08,970	3,24,317	3,24,655	2,20,750
Mauritius and Dependencies	53,305	140,963	63,326	16,315	76,670	24,729	49,374	15,346	4,750	26,035
Fiji Islands	1,300	1,403	33,066	3,331	13,152	500	1,136	13,206	939	6,723
Other British Possessions	5,350	11,741	1,300	1,030	3,141	3,325	5,580	1,050	320	910
TOTAL BRITISH EMPIRE	13,239,779	14,763,139	13,358,956	6,933,707	7,565,039	92,94,039	71,24,391	61,36,312	30,48,744	35,63,031
Other Countries										
Makat Territory and Trucial Oman	71,100	13,300	1,500	1,352	1,416	20,294	3,400	500	470	450
Iraq	..	30,240	6,300

GENERAL EXPORTS

INDIAN MERCHANDISE

(678)

No. 11—continued

ARTICLES AND COUNTRIES OF FINAL DESTINATION; ALSO SHARE OF EACH PROVINCE	QUANTITY					VALUE				
	1930-31	1931-32	1932-33	1933-34	1934-35	1930-31	1931-32	1932-33	1933-34	1934-35
Textiles—continued										
Cotton—continued										
MANUFACTURES—continued										
Piecegoods—continued										
Coloured, printed, or dyed— continued										
Lungs and Saris (III. P)— continued	Yards	Yards	Yards	Yards	Yards					
Sumatra	48,960	24,310	86,590	..	54,000	26,160	19,500	47,580	..	30,000
Java	2,256,237	1,612,640	1,698,210	244,280	77,550	9,61,292	8,00,880	7,27,115	1,14,280	4,00,000
Siam	36,000	3,513	2,100	..	56,185	12,000	1,725	925	..	24,000
Italian East Africa (Somal- land and Eritrea)	108,925	37,425	60,825	37,480	68,650	43,300	9,550	23,230	9,470	17,000
French Somaliland	192	1,895	46,500	36,450	..	100	1,000	15,600	10,600	..
Other Foreign Countries	86,320	31,384	12,120	8,302	4,575	2,645	9,480	4,000	3,027	1,000
TOTAL FOREIGN COUNTRIES	2,557,734	1,754,697	1,927,845	328,864	262,376	10,72,791	8,45,785	8,18,950	1,37,787	1,18,000
Share of Bengal	3,650	2,375	3,000	577	3,009	1,378	2,075	675	894	1,000
.. Bombay	1,634,835	1,360,124	1,648,999	1,659,008	1,225,141	5,01,024	3,76,171	4,35,964	4,07,133	3,22,000
.. Madras	19,202,316	15,148,495	13,639,892	5,599,444	6,594,260	97,92,848	75,88,806	65,18,623	27,79,070	32,48,000
.. Burma	6,013	6,992	..	42	5	1,516	2,974	..	24	..
TOTAL	20,847,513	16,517,686	15,286,801	7,262,071	7,327,415	1,02,66,820	79,70,026	69,55,262	31,86,581	36,78,000
Drills and Jeans (III. P)—	Yards	Yards	Yards	Yards	Yards					
Ceylon (excluding Maldives)	146,936	30,644	25,238	18,273	18,667	72,187	12,648	10,557	6,121	6,000
Straits Settlements	29,185	14,517	3,032	18,608	13,415	14,764	6,001	1,244	7,364	4,000
Union of South Africa	13,718	12,958	6,300	5,819
Zanzibar and Pemba	21,700	6,100
Kenya Colony	2,700	31,680	15,665	3,856	..	1,000	6,440	7,017	3,150	..
Tanganyika Territory	9,238	..	26,400	5,075	..	6,800
Other British Possessions	6,551	14,438	19,957	19,792	45,129	3,467	5,859	4,659	5,730	11,000
TOTAL BRITISH EMPIRE	220,028	104,237	90,207	60,527	72,811	1,08,843	36,262	30,077	22,365	21,000
Turkey, European	50,450	10,750
Other Native States in Arabia other than Haskat Terri- tory and Trucial Oman)	274,000	349,425	355,819	74,800	82,240	55,600	68,900	59,950	12,650	5,000
Iraq	92,967	60,549	66,481	58,826	160,758	45,531	27,210	31,070	27,847	61,000
Iran	726,396	111,780	88,201	88,619	752,754	1,65,376	23,447	17,973	21,037	1,32,000
China (exclusive of Hong- kong and Macao)	52,664	15,225	15,232	56,891	..	26,272	6,933	6,773	18,334	..
Portuguese East Africa	73,232	155,650	235,400	145,510	224,044	25,424	41,589	58,340	25,050	64,000
Other Foreign Countries	48,692	10,566	2,249	1,796	2,400	14,354	3,201	2,243	614	..
TOTAL FOREIGN COUNTRIES	1,317,501	703,195	706,932	426,142	1,178,196	3,43,807	1,71,180	1,76,349	1,16,082	2,44,000
Share of Bengal	4,120	1,370	11,300	..	480	1,435	750	2,262	..	600
.. Bombay	1,391,551	718,004	794,416	377,439	1,316,966	3,35,922	1,70,647	1,32,355	1,01,265	9,63,000
.. Madras	351,868	87,558	50,322	97,513	38,111	1,26,388	36,045	21,301	34,251	11,400
TOTAL	1,547,529	807,432	857,189	486,669	1,250,407	4,52,160	2,07,442	2,06,426	1,38,387	2,66,700
Other sorts (III. P)—	Yards	Yards	Yards	Yards	Yards					
United Kingdom (including Channel Islands)	54,016	12,434	40,080	4,070	13,040	18,235	3,648	19,976	1,256	5,000
Aden and Dependencies	1,354,710	1,328,611	910,637	1,119,969	1,273,903	4,66,687	4,78,077	3,94,646	4,00,144	4,46,933
Bahrain Islands	2,391,456	4,463,802	2,902,473	3,133,185	3,081,099	8,86,101	13,00,132	8,73,377	7,23,457	7,87,164

No. 11—continued

ARTICLES, AND COUNTRIES OF FINAL DESTINATION; ALSO SHARE OF EACH PROVINCE	QUANTITY					VALUE				
	1930-31	1931-32	1932-33	1933-34	1934-35	1930-31	1931-32	1932-33	1933-34	1934-35
						₹	₹	₹	₹	₹
Textiles—continued										
Cotton—continued										
MANUFACTURES—continued										
Placogoods—continued										
Coloured, printed, or dyed— continued										
Other sorts (III. P)— continued	Yards	Yards	Yards	Yards	Yards					
Ceylon (excluding Maldives)	10,395,090	10,601,124	7,664,847	11,160,436	14,401,281	39,45,447	40,10,468	26,65,264	39,69,819	46,52,902
Straits Settlements . . .	1,509,278	2,331,143	1,822,456	2,314,344	2,866,815	3,88,877	11,13,062	3,19,213	11,52,593	11,08,468
Federated Malay States . . .	309,009	236,291	196,832	310,908	920,474	1,88,568	1,68,497	1,11,491	1,26,756	2,85,754
Nigeria	913,512	1,78,787
Union of South Africa . . .	323,078	203,793	141,051	146,804	53,067	1,21,328	71,402	61,160	54,869	18,378
Zanzibar and Pemba . . .	2,474,978	2,005,115	1,025,008	417,950	196,047	5,28,399	3,84,709	1,93,349	1,01,150	42,300
Kenya Colony	4,032,931	2,968,657	2,349,201	1,737,105	994,609	3,65,962	6,68,270	5,58,059	4,28,458	375,438
Tanganyika Territory . . .	8,861,917	8,618,606	5,039,724	2,325,720	1,389,980	14,81,823	15,16,898	3,45,101	3,86,007	2,21,132
Anglo-Egyptian Sudan . . .	391,957	265,343	294,800	475,593	351,445	1,05,058	61,415	71,762	92,960	68,640
Mauritius and Dependencies	999,684	430,100	320,095	420,194	1,479,141	3,94,056	1,58,420	1,03,195	65,759	3,05,225
Seychelles	191,400	180,266	151,640	99,430	195,260	60,595	51,665	34,347	30,320	33,405
New Zealand	10,000	19,500	..	19,600	5,582	7,000	10,000	..	11,140	3,688
Fiji Islands	5,026	3,068	1,900	42,981	39,983	3,844	1,227	757	19,816	18,479
Other British Possessions . .	19,744	19,438	9,427	33,201	86,034	12,337	7,074	4,204	13,953	18,264
TOTAL BRITISH EMPIRE	32,724,869	33,677,357	22,859,703	23,705,042	23,261,272	99,69,209	1,00,94,159	67,55,601	75,74,523	85,70,943
Germany	26,466	114	1,100	2,160	..	32,740	33	258	812	..
Portugal (including Avorez and Madaira)	119,520	18,900
France	1,840	7,200	80,640	1,150	1,500	33,600
Mascat Territory and Trucial Oman	1,958,856	3,085,671	1,373,943	2,084,330	1,771,592	5,25,692	6,87,931	2,33,655	4,06,725	3,74,838
Other Native States in Arabia	2,243,164	2,489,633	2,347,032	2,165,753	1,637,344	7,76,614	7,66,945	6,65,255	5,01,113	4,19,373
Iraq	8,664,493	12,657,303	4,860,988	4,508,347	2,160,883	28,58,979	26,41,187	12,42,340	3,64,958	5,45,400
Iran	12,520,949	19,782,889	7,901,403	3,705,466	5,246,483	32,03,206	46,73,231	18,00,307	17,52,567	11,29,255
Afghanistan	42,144	61,900	4,320	4,900	..	7,194	25,680	2,700	1,100	..
Sumatra	7,840	3,204	21,223	70,492	..	3,360	1,243	11,335	38,035
Java	734,121	1,219,340	718,444	430,229	107,177	3,06,440	4,71,960	2,72,033	1,84,307	45,313
Siam	1,229,931	344,079	433,392	765,007	1,011,880	9,06,249	4,30,419	3,10,219	4,91,425	7,01,093
French Indo-China	2,100	14,700	24,210	1,500	9,000	20,400
China (exclusive of Hong- kong and Macao)	72,180	121,568	44,052	2,316	..	13,901	36,116	10,063	1,133
Egypt	29,230	7,880	3,341	3,600	11,493	3,200	3,121	723	600	1,740
Portuguese East Africa . . .	4,303,439	4,060,305	4,032,638	1,255,394	859,645	9,05,368	7,00,670	7,81,137	2,24,236	1,66,492
Italian East Africa (Somali- land and Eritrea)	253,365	132,010	194,373	134,200	203,535	69,190	43,360	43,372	27,270	60,130
French Somaliland	236,160	404,210	339,775	286,990	99,030	53,940	98,390	99,100	59,965	25,790
United States of America—										
Via Atlantic Coast	135,424	129,239	8,108	3,610	52,792	43,635	65,025	2,773	1,327	25,321
" Pacific "	16,718	13,791	..	3,210	..	7,564	5,271	..	1,300	..
Other Foreign Countries . . .	1,800	11,956	1,691	23,231	3,145	650	5,935	849	4,739	2,243
TOTAL FOREIGN COUNTRIES	32,400,305	44,731,234	22,398,260	20,459,762	13,409,707	97,11,151	1,17,40,549	55,60,295	45,55,192	33,99,614

GENERAL EXPORTS

(680)

INDIAN MERCHANDISE

No. 11—continued

ARTICLES, AND COUNTRIES OF FINAL DESTINATION; ALSO SHARE OF EACH PROVINCE	QUANTITY					VALUE				
	1980-81	1981-82	1982-83	1983-84	1984-85	1980-81	1981-82	1982-83	1983-84	1984-85
						Rs	Rs	Rs	Rs	Rs
Textiles—continued										
Cotton—continued										
MANUFACTURES—continued										
Piecegoods—continued										
Coloured, printed, or dyed—continued										
Other sorts (III. F)—concluded	Yards	Yards	Yards	Yards	Yards					
<i>Share of Bengal</i>	219,915	248,925	45,478	61,010	82,594	98,953	1,35,045	17,708	30,376	321
<i> " Bombay</i>	51,779,249	63,242,833	34,368,454	39,864,305	36,611,905	1,41,38,494	1,58,17,323	82,96,781	66,97,133	75,011
<i> " Sind</i>	358,048	731,061	437,329	542,495	341,800	89,440	1,85,767	1,01,669	1,13,902	441
<i> " Madras</i>	18,178,810	14,236,117	10,800,792	14,289,994	14,694,950	63,68,591	57,02,478	38,99,741	54,58,404	47,491
<i> " Burma</i>	4,163	400	882	100
TOTAL	65,125,174	78,458,641	45,257,903	44,264,804	41,780,979	1,08,80,860	2,18,34,708	1,28,15,894	1,21,20,720	1,21,701
Total Coloured, printed, or dyed—	Yards	Yards	Yards	Yards	Yards					
<i>United Kingdom (including Channel Islands)</i>	58,082	12,484	66,848	4,398	13,045	10,555	8,648	84,400	1,892	51
<i>Aden and Dependencies</i>	1,462,716	1,540,114	1,215,657	1,315,967	1,570,871	5,21,700	5,75,326	5,51,629	5,04,845	5,801
<i>Bahrain Islands</i>	2,295,056	4,470,402	2,908,273	3,134,035	3,081,009	8,67,376	18,01,632	8,74,177	7,28,757	7,871
<i>Ceylon (excluding Maldives)</i>	17,481,251	16,945,208	12,925,074	13,284,092	17,229,664	72,44,415	69,05,274	50,32,997	49,64,168	60,171
<i>Straits Settlements</i>	10,806,136	8,961,233	7,823,064	4,951,566	5,731,330	60,57,146	47,81,808	38,94,154	25,87,932	26,721
<i>Federated Malay States</i>	788,682	515,588	410,742	792,353	1,468,493	8,15,812	8,14,126	2,25,909	2,28,322	5,904
<i>Nigeria (including Br. Mandated Territory of Cameroons)</i>	30,720	..	913,512	16,000	..	1,78,701
<i>Union of South Africa</i>	366,800	236,670	166,237	169,314	66,554	1,45,728	88,165	68,716	66,598	25,501
<i>Zanzibar and Pemba</i>	2,493,423	2,006,115	1,025,508	417,950	198,047	5,35,246	3,89,009	1,98,599	1,01,160	42,301
<i>Kenya Colony</i>	4,086,181	3,008,191	2,336,441	1,792,064	1,009,509	8,66,862	6,80,730	5,73,466	4,66,958	8,84,331
<i>Tanganyika Territory</i>	8,372,665	8,918,966	5,058,124	2,825,720	1,389,980	14,98,063	15,17,118	8,51,701	7,88,087	2,21,121
<i>Anglo-Egyptian Sudan</i>	1,699,660	1,421,098	1,701,324	1,935,787	1,298,295	4,86,323	3,70,385	4,25,086	4,17,615	2,80,101
<i>Mauritius and Dependencies</i>	1,052,939	571,063	333,421	436,509	1,575,071	4,18,785	2,08,294	1,18,541	70,509	3,34,231
<i>Seychelles</i>	193,400	186,266	170,040	114,680	203,260	61,095	54,865	36,522	24,240	35,101
<i>New Zealand</i>	10,600	21,400	..	19,600	5,582	7,349	10,865	..	11,146	3,091
<i>Fiji Islands</i>	6,386	4,561	34,966	46,312	58,135	4,404	2,363	18,903	20,805	25,201
<i>Other British Possessions</i>	19,744	25,494	9,427	38,331	90,075	12,337	11,604	4,304	13,978	19,011
TOTAL BRITISH EMPIRE	51,244,676	48,544,783	36,308,866	30,789,276	35,898,522	1,92,72,091	1,72,54,712	1,29,21,990	1,06,45,627	1,21,65,201
<i>France</i>	1,840	7,200	80,640	1,150	1,500	88,000
<i>Portugal (including Azores and Madeira)</i>	119,520	18,000
<i>Germany</i>	23,456	274	1,100	2,400	..	32,740	113	283	924	..
<i>Turkey, European</i>	50,450	1,850	10,750	480
<i>Mascat Territory and Trucial Oman</i>	2,045,956	3,098,971	1,374,443	2,086,232	1,773,008	5,50,826	6,91,331	2,84,155	4,07,185	3,75,231
<i>Other Native States in Arabia</i>	2,533,334	2,808,042	2,711,701	2,241,928	1,078,784	8,36,939	8,38,095	7,27,755	5,14,269	4,85,331
<i>Afghanistan</i>	42,144	61,960	4,320	4,900	..	7,194	25,680	2,700	1,100	..
<i>Iraq</i>	3,756,585	12,747,992	4,927,469	4,562,673	2,321,141	29,04,510	86,74,697	12,78,910	8,32,805	5,07,331
<i>Iran</i>	13,271,035	19,908,809	7,991,044	8,794,285	5,999,237	33,78,182	47,08,523	18,19,080	17,73,604	12,61,501

No. 11—continued

ARTICLES, AND COUNTRIES OF FINAL DESTINATION; ALSO SHARE OF EACH PROVINCE	QUANTITY					VALUE				
	1930-31	1931-32	1932-33	1933-34	1934-35	1930-31	1931-32	1932-33	1933-34	1934-35
Textiles—continued										
Cotton—continued						R	R	R	R	R
MANUFACTURES—continued										
Piece goods—continued										
	Yards	Yards	Yards	Yards	Yards					
Total coloured, printed, or dyed—concluded										
Sumatra	48,960	32,140	39,784	21,223	124,402	26,160	16,360	43,823	11,335	68,025
Java	2,900,333	2,332,480	2,417,054	726,035	184,727	12,67,732	12,72,790	9,99,339	2,99,089	87,791
Sum	1,276,036	655,553	489,441	765,037	1,068,045	3,13,075	4,34,345	3,21,662	4,91,425	7,25,913
French Indo-China	2,100	14,700	24,210	1,500	9,000	20,400
China (exclusive of Hongkong and Macao)	52,664	37,335	136,600	100,943	2,316	25,272	25,734	42,889	29,797	1,133
Egypt	30,347	7,360	3,341	3,600	11,493	3,322	3,121	783	600	1,740
Portuguese East Africa	4,377,071	4,225,055	4,239,373	1,407,304	1,084,929	9,31,612	8,36,659	8,40,327	2,61,736	2,21,552
Italian East Africa (Somaliland and British)	362,990	219,435	275,193	171,630	277,635	1,12,490	53,410	72,102	36,740	63,330
French Somaliland	236,352	400,105	336,275	323,440	99,030	59,040	99,300	1,14,700	70,595	25,790
United States of America—										
Via Atlantic Coast	135,424	129,233	3,103	3,637	52,792	43,333	65,025	2,773	1,354	25,321
" Pacific "	16,713	13,791	..	3,210	..	7,564	5,271	..	1,200	..
Other Foreign Countries	18,320	12,706	3,191	23,231	3,230	4,701	4,035	1,433	4,739	2,373
TOTAL FOREIGN COUNTRIES	36,275,540	47,239,176	25,093,037	21,214,263	14,910,270	1,11,27,219	1,27,57,464	65,55,594	48,09,011	39,60,752
Share of Bengal	220,335	232,370	30,373	31,337	91,013	95,516	1,37,371	21,132	30,570	36,017
" Bombay	54,706,733	35,320,366	36,706,379	31,493,733	29,053,712	1,49,64,370	1,33,53,141	39,15,000	70,35,326	73,93,442
" Sind	352,043	731,031	437,379	554,207	342,750	39,440	1,35,767	1,01,737	1,16,313	53,342
" Madras	32,331,534	29,472,170	24,197,417	19,933,956	21,321,321	1,52,46,313	1,33,27,323	1,94,39,666	32,71,526	31,27,713
" Burma	10,134	7,392	..	42	5	2,333	3,074	..	34	3
TOTAL	87,520,216	95,733,959	61,401,953	52,003,544	50,303,301	3,03,99,340	3,00,12,176	1,94,77,634	1,54,54,633	1,61,16,019
Total piece goods—	Yards	Yards	Yards	Yards	Yards					
United Kingdom (including Channel Islands)	56,633	16,630	199,613	17,310	20,733	19,769	4,343	63,003	4,066	9,117
Cyprus	32,300	35,200	351,330	5,346	5,741	65,107
Palestine	9,333	34,491	2,930	5,917
Aden and Dependence	3,173,133	2,531,733	1,414,557	1,597,337	2,076,541	3,70,943	7,34,953	5,97,904	5,63,463	6,31,034
Bahrain Islands	2,433,533	4,473,302	2,304,473	3,142,115	3,153,939	3,93,776	13,93,432	3,74,477	7,31,593	3,17,133
Ceylon (excluding Maldives)	17,613,466	17,104,633	13,003,493	13,336,697	17,907,692	72,93,912	60,66,660	50,79,103	50,00,093	61,77,433
Straits Settlements	11,133,034	9,193,303	3,151,033	5,143,346	5,979,313	61,95,134	43,19,377	40,19,040	26,15,233	27,75,134
Federated Malay States	343,543	372,434	451,723	337,623	1,567,717	5,43,104	3,42,231	2,43,532	3,41,313	5,65,620
Nigeria (including Br. Man- dated Territory of Cameroons)	30,720	..	934,712	16,000	..	1,91,377
Union of South Africa	332,133	333,100	163,614	132,393	30,373	1,50,313	103,742	69,337	70,400	27,633
Zanzibar and Pemba	3,143,693	2,423,423	1,237,933	636,739	319,293	7,32,723	5,20,034	2,61,599	1,74,001	73,460
Kenya Colony	5,043,143	4,057,963	2,917,253	2,305,749	1,360,643	11,67,332	10,07,949	7,34,031	5,36,397	4,77,153
Tanganyika Territory	10,124,233	10,699,142	3,724,963	3,339,593	1,351,330	20,62,333	23,07,372	10,76,523	5,66,237	3,53,563
Samoland Protectorate	29,500	6,120
Anglo-Egyptian Sudan	2,193,710	1,630,023	1,329,914	2,079,953	1,466,373	5,31,993	4,19,372	4,54,141	4,44,399	3,21,267
Mauritius and Dependence	1,107,134	626,433	501,339	433,141	2,335,423	4,32,303	2,19,763	1,42,111	79,327	6,07,007
Seychelles	201,200	213,266	204,740	153,630	293,330	63,453	62,663	47,399	36,199	54,163

GENERAL EXPORTS

(682)

INDIAN MERCHANDISE

No. 11—continued

ARTICLES, AND COUNTRIES OF FINAL DESTINATION; ALSO SILESS OF EACH PROVINCE	QUANTITY					VALUE				
	1930-31	1931-32	1932-33	1933-34	1934-35	1930-31	1931-32	1932-33	1933-34	1934-35
Textiles—continued						R	R	R	R	R
Cotton—continued										
MANUFACTURES—continued										
Piecegoods—concluded										
	Yards	Yards	Yards	Yards	Yards					
Total piecegoods—continued										
Commonwealth of Australia	65,653	44,520	56,932	49,364	40,056	22,540	10,965	11,296	11,000	7,701
New Zealand	10,600	21,900	2,400	19,732	18,037	7,349	11,058	440	11,251	6,171
Fiji Islands	7,946	6,086	38,478	46,812	75,630	5,158	8,373	20,553	20,930	32,351
Other British Possessions	17,833	28,844	12,055	32,767	53,578	10,072	2,954	4,553	7,405	13,371
TOTAL BRITISH EMPIRE	57,599,780	54,009,637	38,995,918	32,906,125	40,508,071	2,10,62,668	1,88,90,292	1,37,20,352	1,12,56,839	1,32,68,011
Finland
Germany	34,056	618	1,190	3,966	..	34,590	457	298	1,229	..
France	1,840	7,200	80,840	1,150	1,500	33,000
Portugal (including Azores and Madeira)	119,520	16,900
Turkey, European	50,450	1,850	10,750	480
Mascat Territory and Trucial Oman	2,121,487	3,187,303	1,394,753	2,062,212	1,815,708	5,85,530	7,18,045	2,91,235	4,14,235	3,35,756
Other Native States in Arabia	2,671,864	3,990,742	2,749,541	2,320,353	1,733,704	3,70,736	3,75,195	7,37,310	5,31,233	4,34,911
Iraq	8,899,136	12,771,314	5,066,727	4,749,536	2,391,515	29,36,303	36,34,067	13,16,853	9,52,231	6,13,343
Afghanistan	42,144	61,960	4,320	4,900	..	7,194	35,630	2,700	1,100	..
Iran	13,424,660	20,177,329	3,020,137	3,940,425	6,036,373	34,19,836	47,04,153	13,24,552	13,09,162	12,69,231
Sumatra	43,960	33,040	39,734	21,223	124,012	26,160	17,310	46,323	11,335	63,467
Java	2,922,633	2,334,330	2,417,054	729,665	242,327	12,68,237	12,74,040	9,99,339	3,00,439	1,00,131
Siam	1,319,924	686,493	496,841	804,217	1,072,235	9,31,964	4,44,063	3,24,137	5,45,405	7,21,130
French Indo-China	2,700	14,700	24,210	1,300	9,300	30,400
China (exclusive of Hong-kong and Macao)	52,634	87,965	138,322	100,943	2,316	26,272	25,327	43,433	39,797	1,133
Egypt	505,629	445,470	3,341	3,600	12,831	93,135	74,754	733	600	2,204
Portuguese East Africa	6,619,626	6,131,317	5,930,923	2,807,930	2,793,539	15,75,224	13,24,147	12,61,425	5,71,536	5,57,530
Italian East Africa (Somaliland and Eritrea)	523,337	223,355	314,633	323,235	319,335	1,45,496	60,700	31,439	50,375	73,975
French Somaliland	630,333	330,333	752,105	633,690	354,430	1,63,540	1,73,910	2,00,770	1,34,352	70,300
United States of America—Via Atlantic Coast	135,424	129,243	3,103	3,637	52,792	43,635	65,025	2,773	1,354	25,321
" Pacific "	16,713	13,791	..	3,210	..	7,564	5,271	..	1,200	..
Other Foreign Countries	22,666	12,706	3,271	24,331	3,230	6,322	4,035	1,523	5,059	2,373
TOTAL FOREIGN COUNTRIES	40,115,234	50,626,736	27,446,115	23,555,023	17,184,372	1,21,57,543	1,35,37,324	71,40,503	53,71,337	44,11,313
Share of Bengal	359,359	333,343	159,143	134,727	133,540	1,11,253	1,37,621	55,613	52,310	49,736
" Bombay	64,522,306	73,736,337	41,473,733	35,637,373	35,637,300	1,76,34,333	1,36,26,131	1,01,95,044	31,30,933	33,36,073
" Sind	355,343	731,061	443,343	537,467	343,750	90,440	1,35,767	1,02,936	1,17,371	63,343
" Madras	32,565,337	39,775,340	24,360,016	30,139,940	31,577,014	1,53,61,337	1,34,50,303	1,05,07,335	33,23,379	31,74,333
" Burma	11,665	7,333	..	12	2,333	2,733	3,074	..	34	633
TOTAL	97,715,014	104,636,423	66,442,033	56,461,143	57,692,943	3,32,20,211	3,24,33,516	2,03,60,855	1,66,29,726	1,76,69,333

No. 11—continued

ARTICLES, AND COUNTRIES OF FINAL DESTINATION; ALSO SHARE OF EACH PROVINCE	QUANTITY					VALUE				
	1980-81	1981-82	1982-83	1983-84	1984-85	1980-81	1981-82	1982-83	1983-84	1984-85
	Lbs.	Lbs.	Lbs.	Lbs.	Lbs.	R	R	R	R	R
Textiles—continued										
Cotton—continued										
MANUFACTURES—continued										
Thread, sewing (III. P)—										
Aden and Dependencies	12,442	10,482	8,208	9,658	18,667	20,288	25,950	11,840	18,607	13,675
Bahrain Islands	9,886	7,780	2,892	9,886	1,174	16,650	18,950	4,200	7,940	1,140
Ceylon (excluding Maldives)	9,152	18,890	15,935	8,796	5,872	11,700	21,091	12,954	7,812	7,260
Union of South Africa	8,278	7,060	2,868	1,208	3,396	17,100	17,210	5,750	2,090	5,850
Zanzibar and Pemba	4,842	5,098	2,706	1,484	1,870	5,175	5,730	8,060	1,085	1,430
Kenya Colony	15,050	20,068	9,937	5,022	7,116	28,605	29,460	9,795	4,265	3,830
Other British Possessions	5,498	5,429	5,524	6,032	3,521	4,795	5,815	6,290	5,290	2,609
TOTAL BRITISH EMPIRE	64,648	81,562	47,650	42,082	36,616	99,308	1,12,206	58,889	41,409	34,774
Maskat Territory and Trucial Oman	4,760	4,796	868	168	1,920	6,825	5,950	1,100	250	2,580
Other Native States in Arabia	8,879	6,548	9,250	7,680	5,764	13,075	11,080	14,850	12,530	6,305
Iraq	7,295	13,838	16,897	12,923	21,204	9,235	17,402	11,535	14,275	20,525
Iran	24,295	48,187	13,070	3,780	18,779	45,022	60,972	19,298	2,575	17,650
Portuguese East Africa	28,862	23,629	24,428	31,133	39,432	36,850	26,600	26,845	33,245	34,939
Other Foreign Countries	1,825	1,841	100	168	262	1,050	150	200	200	285
TOTAL FOREIGN COUNTRIES	84,916	98,338	53,613	55,802	87,361	1,11,907	1,23,004	73,828	64,075	82,234
Share of Bengal	504	112	2,229	400	30	550
.. Bombay	148,668	175,997	98,730	95,110	121,348	2,10,215	2,38,419	1,19,308	1,94,432	1,16,103
.. Sind	895	313	..	30	400	1,000	350	..	60	400
.. Madras	..	3,580	3,979	2,832	3,441	7,009	1,033	..
.. Burma
TOTAL	149,564	179,895	106,263	97,884	123,977	2,11,215	2,22,210	1,27,217	1,05,544	1,17,058
Other sorts of manufactures (III. P)—	Lbs.	Lbs.	Lbs.	Lbs.	Lbs.					
United Kingdom (including Channel Islands)	44,913	59,876	81,039	123,278	113,316	27,605	46,142	45,478	42,580	28,824
Gibraltar	2,154	1,848	5,062	2,076	12,430	3,050	2,725	8,175	2,590	2,860
Malta and Gozo	1,720	1,904	1,512	2,204	3,748	3,100	2,900	2,600	3,380	6,325
Aden and Dependencies	24,690	27,008	33,405	27,205	32,232	23,953	17,749	19,377	20,520	21,760
Bahrain Islands	7,924	2,384	13,156	23,271	19,288	3,780	1,650	5,111	7,269	3,365
Ceylon (excluding Maldives)	114,864	60,404	83,207	76,522	46,910	75,069	35,251	25,893	23,731	16,950
Straits Settlements	11,481	3,824	2,975	3,010	8,239	12,733	3,960	3,231	2,232	6,401
Hongkong	240	516	410	81,000	218	480	775	927	18,562	125
Union of South Africa	14,480	6,017	22,870	1,042	4,444	20,985	7,175	9,529	2,595	3,975
Zanzibar and Pemba	8,416	10,072	6,705	7,651	5,301	7,108	7,775	3,705	3,918	3,018
Kenya Colony	40,327	21,482	10,265	28,526	22,188	26,747	13,920	5,411	15,965	11,130
Tanganyika Territory	36,478	33,590	7,360	8,702	8,104	26,442	31,380	5,610	6,692	4,454
Anglo-Egyptian Sudan	19,842	300	2,286	10,160	6,192	16,962	300	2,150	7,001	3,395
Mauritius and Dependencies	2,548	5,912	3,778	3,342	16,243	3,000	4,925	4,250	6,025	10,033
Commonwealth of Australia	752	621	5,356	3,831	2,905	800	450	7,750	3,700	2,429
New Zealand	11,318	19,104	..	600	1,512	5,333	5,232	..	895	1,433
Fiji Islands	2,308	..	4,365	87	400	4,720	..	7,897	157	250
Other British Possessions	3,173	3,115	2,365	10,037	10,312	4,980	3,320	2,631	11,450	10,586
TOTAL BRITISH EMPIRE	386,252	253,971	286,676	413,194	313,427	2,66,520	1,85,359	1,59,785	1,30,312	1,42,313
Germany	3,534	..	94,940	25	..	5,938	..	9,972	25	..
Maskat Territory and Trucial Oman	60,853	41,500	46,650	44,650	46,331	46,733	28,094	26,964	21,337	20,273
Other Native States in Arabia	173,353	34,974	50,979	52,023	124,401	1,93,746	36,742	37,714	23,067	58,334
Iraq	18,530	5,233	1,632	2,659	10,106	16,634	3,523	1,303	2,434	3,005

GENERAL EXPORTS

(684)

INDIAN MERCHANDISE

No. 11—continued

ARTICLES, AND COUNTRIES OF FINAL DESTINATION; ALSO SHARE OF EACH PROVINCE	QUANTITY					VALUE				
	1930-31	1931-32	1932-33	1933-34	1934-35	1930-31	1931-32	1932-33	1933-34	1934-35
	Lbs.	Lbs.	Lbs.	Lbs.	Lbs.	Rs.	Rs.	Rs.	Rs.	Rs.
Textiles—continued										
Cotton—continued										
MANUFACTURES—continued										
Other sorts of manufactures (III. F)—continued										
Iran	42,964	7,244	12,076	6,740	4,720	47,818	5,484	6,651	8,925	2,31
Java	1,888	350	1,008	2,012	12,852	2,370	1,000	1,450	1,088	8,41
Borneo (Dutch)	18,054	18,248	11,659	11,21
Siam	26,440	63,044	19,280	46,182	10,534	24,131	43,200	10,535	86,881	8,31
Philippines	1,524	616	3,082	1,382	752	2,700	1,150	6,400	1,682	1,11
Portuguese East Africa	43,728	65,193	73,562	80,555	83,760	43,713	65,335	69,646	60,650	65,00
Italian East Africa (Somaliland and Eritrea)	10,816	3,688	11,200	19,075	22,708	7,680	2,800	7,872	14,710	16,41
French Somaliland	30,180	11,108	4,953	11,681	6,374	21,800	10,960	5,585	10,072	5,43
United States of America— <i>7th Atlantic Coast</i>	12,639	46,919	67,966	982,896	9,113,138	21,709	15,171	29,146	80,592	6,06,82
<i>" Pacific</i>	4,914	954	4,824	..	1,390,487	11,723	1,652	5,687	..	96,91
Panama (including Panama Canal Zone)	620	2,020	3,106	692	1,498	600	3,900	6,800	976	2,13
Canary Islands	1,624	1,960	4,592	2,050	8,850	5,53
Other Foreign Countries	7,809	7,079	4,953	12,844	16,366	10,527	9,384	6,423	0,118	17,23
TOTAL FOREIGN COUNTRIES	439,597	239,967	401,392	1,223,933	10,866,715	4,57,843	3,23,700	2,33,625	2,90,514	9,35,53
Share of Bengal	71,375	25,900	86,473	1,054,520	10,646,635	65,343	16,171	64,380	1,10,075	7,47,33
<i>" Bombay</i>	437,599	409,323	393,991	357,373	319,195	5,23,357	3,44,263	2,54,115	2,74,230	2,55,13
<i>" Sind</i>	143,352	59,297	89,360	113,363	170,662	1,07,724	37,266	52,177	59,756	59,31
<i>" Madras</i>	73,530	43,636	201,313	90,733	42,821	37,291	16,346	20,641	16,927	11,54
<i>" Burma</i>	33	222	6,331	31,033	779	143	513	2,197	18,788	31
TOTAL	775,849	538,983	688,568	1,702,127	11,180,142	7,24,362	4,14,059	3,93,410	4,70,826	10,73,14
Total value of Cotton manufactures (including Twist and Yarn)—										
United Kingdom (including Channel Islands)	—	—	—	—	—	10,85,362	17,21,938	30,12,077	13,99,319	6,41,90
Gibraltar	—	—	—	—	—	4,250	3,155	8,842	2,590	2,84
Malta and Gozo	—	—	—	—	—	5,569	5,275	7,030	14,961	10,03
Cyprus	—	—	—	—	—	86,719	90,312	53,515	96,410	1,72,97
Palestine	—	—	—	—	—	1,57,671	2,21,200	1,71,767	1,88,198	1,95,65
Aden and Dependencies	—	—	—	—	—	41,89,031	22,07,408	17,69,572	16,93,952	14,85,21
Bahrain Islands	—	—	—	—	—	9,02,306	14,70,548	9,31,018	8,13,407	8,87,22
Maldives	—	—	—	—	—	3,400	1,144	915	520	2,21
Ceylon (including Maldives)	—	—	—	—	—	75,44,703	70,91,020	51,87,773	51,03,506	62,73,06
Straits Settlements	—	—	—	—	—	66,79,892	53,56,350	43,13,109	30,00,680	31,39,11
Federated Malay States	—	—	—	—	—	5,45,605	3,45,066	2,49,705	3,46,018	5,61,60
Hongkong	—	—	—	—	—	4,21,413	48,865	4,754	19,217	1,23
Sierra Leone	—	—	—	—	—	2,880	6,848	1,10,113	96,234	95,33
Nigeria (including Br. Mandated Territory of Cameroons)	—	—	—	—	—	2,92,737	6,23,500	6,89,278	5,17,657	7,51,71
Union of South Africa	—	—	—	—	—	2,79,636	1,93,230	93,831	80,535	94,23
Zanzibar and Pemba	—	—	—	—	—	8,00,443	5,63,529	2,90,164	2,05,267	1,02,30
Tanganyika Territory	—	—	—	—	—	12,77,103	11,14,337	8,14,070	6,91,565	5,46,06
Somaliland Protectorate	—	—	—	—	—	21,09,015	22,57,972	10,98,791	5,83,094	3,73,82
Anglo-Egyptian Sudan	—	—	—	—	—	1,800	..	6,99
Mauritius and Dependencies	—	—	—	—	—	5,99,855	4,19,372	4,56,291	4,52,841	3,35,93
Seychelles	—	—	—	—	—	4,36,530	2,26,539	1,49,436	37,732	6,13,88
Commonwealth of Australia	—	—	—	—	—	63,730	62,915	48,399	37,840	54,19
New Zealand	—	—	—	—	—	33,103	14,277	20,340	15,300	25,22
Fiji Islands	—	—	—	—	—	16,132	16,340	440	12,702	9,39
Other British Possessions	—	—	—	—	—	9,895	3,733	23,450	21,462	33,10
TOTAL BRITISH EMPIRE	—	—	—	—	—	2,34,90,820	2,40,87,854	1,95,20,913	1,54,99,325	1,04,40,20

No. 11—continued

ARTICLES, AND COUNTRIES OF FINAL DESTINATION; ALSO SHARE OF EACH PROVINCE	QUANTITY					VALUE				
	1980-81	1981-82	1982-83	1983-84	1984-85	1980-81	1981-82	1982-83	1983-84	1984-85
						R	R	R	R	R
Textiles—continued										
Cotton—concluded										
MANUFACTURES—concluded										
Total value of Cotton manu- factures including Textiles and Yarn—continued										
Union of Socialist Soviet Republics—										
Northern	—	—	—	—	—	40
Southern	—	—	—	—	—	33,900	22,525	12,875
Germany	—	—	—	—	—	47,759	457	10,265	20,023	29,597
Netherlands	—	—	—	—	—	2,305	..	800	15,281	..
France	—	—	—	—	—	82	3,200	3,350	11,882	37,520
Portugal	—	—	—	—	—	18,900
Italy (including Fiume)	—	—	—	—	—	16,602	1,000	2,125	3,753	6,533
Bulgaria	—	—	—	—	—	71,173	1,92,942	1,09,184	1,03,553	56,075
Roumania	—	—	—	—	—	30,397
Greece (including Crete)	—	—	—	—	—	69,592	9,142	24,753	15,624	23,509
Turkey, European	—	—	—	—	—	1,47,456	33,800	82,761	80,136	62,131
Turkey, Asiatic	—	—	—	—	—	3,20,043	1,62,123	1,63,939	2,07,978	4,01,391
Syria	—	—	—	—	—	13,70,374	14,43,483	11,24,099	13,79,986	16,87,695
Maskat Territory and Tru- cial Oman	—	—	—	—	—	7,83,392	3,76,609	4,03,945	5,15,881	4,30,464
Other Native States in Arabia	—	—	—	—	—	12,11,135	10,62,572	9,31,419	6,67,569	5,64,640
Iraq	—	—	—	—	—	35,06,974	44,35,956	17,87,313	12,83,503	9,16,959
Afghanistan	—	—	—	—	—	3,544	30,430	2,700	1,100	..
Iran	—	—	—	—	—	69,35,117	86,50,850	33,92,342	41,73,260	21,13,732
Henjam Island	—	—	—	—	—	17,900	2,000	..	6,000	2,430
Sumatra	—	—	—	—	—	25,550	17,310	43,333	11,335	63,437
Java	—	—	—	—	—	12,71,907	12,75,040	10,00,739	3,02,475	1,03,593
Borneo (Dutch)	—	—	—	—	—	400	12,296	11,493
Siam	—	—	—	—	—	21,92,336	12,35,334	7,33,997	9,86,711	10,64,055
French Indo-China	—	—	—	—	—	2,400	9,000	20,400
Philippines	—	—	—	—	—	5,609	1,150	11,139	1,632	2,100
China (exclusive of Hong- kong and Macao)	—	—	—	—	—	26,463	46,959	45,254	29,797	2,145
Japan	—	—	—	—	—	675	42	..	6,323	4,036
Egypt	—	—	—	—	—	27,51,539	14,13,917	2,71,310	1,47,622	94,627
Tripoli (including Libya)	—	—	—	—	—	357	1,35,500	23,250	15,300	15,300
Canary Islands	—	—	—	—	—	2,050	3,850	5,575
French West Africa	—	—	—	—	—	..	1,920	400	..	5,784
Portuguese East Africa	—	—	—	—	—	17,46,053	14,51,036	12,74,302	6,93,464	7,23,236
Italian East Africa (Somal- land and Eritrea)	—	—	—	—	—	2,00,266	1,12,705	1,09,504	91,355	1,34,052
French Somaliland	—	—	—	—	—	7,91,037	14,77,541	12,01,315	9,07,953	5,97,743
United States of America—										
Via Atlantic Coast	—	—	—	—	—	72,344	31,296	31,910	31,946	6,34,643
" Pacific "	—	—	—	—	—	19,292	6,923	5,637	1,300	96,947
Panama (including Panama Canal Zone)	—	—	—	—	—	600	3,975	6,300	976	..
Other Foreign Countries	—	—	—	—	—	10,577	6,425	4,029	9,541	7,336
TOTAL FOREIGN COUNTRIES	—	—	—	—	—	2,36,63,606	2,40,95,267	1,33,90,165	1,17,63,775	1,00,40,011
Shore of Bengal	—	—	—	—	—	1,30,549	1,96,341	1,23,693	1,66,333	7,99,046
" Bombay	—	—	—	—	—	3,33,44,924	3,16,30,336	1,30,36,535	1,64,06,363	1,57,33,099
" Sind	—	—	—	—	—	2,00,374	2,31,569	1,59,333	1,73,646	1,24,353
" Madras	—	—	—	—	—	1,79,36,349	1,90,70,323	1,45,31,693	1,04,92,395	93,31,443
" Burma	—	—	—	—	—	2,330	4,027	9,297	25,303	1,774
TOTAL	—	—	—	—	—	5,21,54,426	4,91,33,121	3,39,11,077	2,73,53,109	2,64,30,217
Total value of Cotton, Raw and Manufactures	—	—	—	—	—	51,94,13,942	23,60,02,066	23,99,05,735	29,70,41,954	37,64,14,130

GENERAL EXPORTS

(686)

INDIAN MERCHANDISE

No. 11—continued

ARTICLES, AND COUNTRIES OF FINAL DESTINATION; ALSO SHARE OF EACH PROVINCE	QUANTITY					VALUE				
	1930-31	1931-32	1932-33	1933-34	1934-35	1930-31	1931-32	1932-33	1933-34	1934-35
	Lbs.	Lbs.	Lbs.	Lbs.	Lbs.	Rs.	Rs.	Rs.	Rs.	Rs.
Textiles—continued										
Fibre—										
Raw (II. Q)
MANUFACTURES (including TWIST AND YARN) (III. T) —										
Ceylon (excluding Maldives)	—	—	—	—	—	3,403	2,865	43	10,093	100
Other British possessions	—	—	—	—	—	1,664	3,142	2	1,113	..
TOTAL BRITISH EMPIRE	—	—	—	—	—	5,067	6,007	45	11,206	100
TOTAL FOREIGN COUNTRIES	—	—	—	—	—	3,985	1,182	1,410
Share of Bengal	—	—	—	—	—	3,480	3,330	45	5,939	100
" Bombay	—	—	—	—	—	5,149	3,004	279	10	..
" Sind	—	—	—	—	—	60	30	10
" Madras	—	—	—	—	—	4,348	825	1,030	5,307	..
" Burma	—	—	—	—	—	465
TOTAL	—	—	—	—	—	14,002	7,189	1,464	11,206	200
HABERDASHERY AND MILLINERY— Made-up Cotton goods, e.g., quilts, bed covers, counterpanes, etc. (III. T) (c)—										
United Kingdom (including Channel Islands), Ceylon (excluding Maldives)	—	—	—	—	—	—	—	—	5,278	6,621
Other British Possessions	—	—	—	—	—	—	—	—	3,516	7,400
TOTAL BRITISH EMPIRE	—	—	—	—	—	—	—	—	18,267	3,144
United States of America— Via Atlantic Coast	—	—	—	—	—	—	—	—	95,604	38,008
" Pacific "	—	—	—	—	—	—	—	—	12,046	—
Other Foreign Countries	—	—	—	—	—	—	—	—	4,587	2,644
TOTAL FOREIGN COUNTRIES	—	—	—	—	—	—	—	—	1,12,497	40,650
Share of Bengal	—	—	—	—	—	—	—	—	595	271
" Bombay	—	—	—	—	—	—	—	—	1,16,762	64,947
" Sind	—	—	—	—	—	—	—	—	3,433	1,007
" Madras	—	—	—	—	—	—	—	—	13,713	600
" Burma	—	—	—	—	—	—	—	—	—	135
TOTAL	—	—	—	—	—	—	—	—	1,34,558	58,020
(Other sorts (III. T)(c)—										
United Kingdom (including Channel Islands), Aden and Dependencies	—	—	—	—	—	—	—	—	27,731	43,171
Zanzibar and Pemba	—	—	—	—	—	—	—	—	49,385	56,170
Kenya Colony	—	—	—	—	—	—	—	—	6,150	9,064
Canada— Via Atlantic Coast	—	—	—	—	—	—	—	—	2,228	7,342
" Pacific "	—	—	—	—	—	—	—	—	18,417	11,471
Other British Possessions	—	—	—	—	—	—	—	—	460	..
TOTAL BRITISH EMPIRE	—	—	—	—	—	—	—	—	6,539	29,625
Muskat Territory and Trucial Oman	—	—	—	—	—	—	—	—	4,718	13,331
Other Native States in Arabia	—	—	—	—	—	—	—	—	7,212	1,640
Iraq	—	—	—	—	—	—	—	—	5,720	1,300
Portuguese East Africa	—	—	—	—	—	—	—	—	7,076	17,036
Italian East Africa (Somaliland and Eritrea).	—	—	—	—	—	—	—	—	8,900	7,700
French Somaliland	—	—	—	—	—	—	—	—	27,350	15,200
United States of America— Via Atlantic Coast	—	—	—	—	—	—	—	—	95,156	2,43,236
" Pacific "	—	—	—	—	—	—	—	—	—	202
Other Foreign Countries	—	—	—	—	—	—	—	—	5,225	6,203
TOTAL FOREIGN COUNTRIES	—	—	—	—	—	—	—	—	1,62,857	8,05,955

(c) Separately recorded from 1933-34.

No. 11—continued

ARTICLES, AND COUNTRIES OF FINAL DESTINATION; ALSO SHARE OF EACH PROVINCE	QUANTITY					VALUE				
	1980-81	1981-82	1982-83	1983-84	1984-85	1980-81	1981-82	1982-83	1983-84	1984-85
Textiles—continued										
HABERDASHERY AND MILLINERY— contd.										
Other sorts (III. T)—contd. (a).										
Share of Bengal	—	—	—	—	—	—	—	—	1,195	1,303
„ Bombay	—	—	—	—	—	—	—	—	2,51,800	4,51,499
„ Sind	—	—	—	—	—	—	—	—	13,800	8,651
„ Madras	—	—	—	—	—	—	—	—	1,760	3,433
„ Burma	—	—	—	—	—	—	—	—	118	133
TOTAL	—	—	—	—	—	—	—	—	2,68,267	4,65,064
Haberdashery and Millinery (III. T)—										
United Kingdom (including Channel Islands)	—	—	—	—	—	1,06,516	35,088	41,545	88,004	49,905
Aden and Dependencies	—	—	—	—	—	95,478	48,867	58,610	49,885	58,176
Ceylon (excluding Maldives)	—	—	—	—	—	16,924	11,808	6,205	4,808	11,703
Union of South Africa	—	—	—	—	—	1,374	1,635	52	1,190	4,550
Zanzibar and Pemba	—	—	—	—	—	19,680	17,570	6,897	7,800	9,064
Kenya Colony	—	—	—	—	—	16,279	14,097	15,656	3,732	7,567
Tanganyika Territory	—	—	—	—	—	5,785	1,415	3,433	5,966	6,193
Canada— Via Atlantic Coast	—	—	—	—	—	4,890	4,262	7,662	16,317	11,471
„ Pacific „	—	—	—	—	—	3,050	..	524	510	..
Other British Possessions	—	—	—	—	—	18,744	14,152	17,688	4,754	17,746
TOTAL BRITISH EMPIRE	—	—	—	—	—	2,36,815	1,48,874	2,62,847	1,37,968	1,76,479
Maskat Territory and Trucial Oman	—	—	—	—	—	1,440	2,640	2,720	4,718	13,331
Other Native States in Arabia	—	—	—	—	—	8,908	5,550	5,760	7,212	1,888
Iraq	—	—	—	—	—	1,300	5,195	5,082	6,895	1,586
Iran	—	—	—	—	—	9,266	891	733	2,930	1,025
Siam	—	—	—	—	—	76,120	14,126	25	..	30
Portuguese East Africa	—	—	—	—	—	24,969	14,934	17,501	8,571	18,752
Italian East Africa (Somaliland and Eritrea)	—	—	—	—	—	6,775	6,075	14,120	9,700	7,740
French Somaliland	—	—	—	—	—	9,950	46,066	28,600	27,350	15,200
United States of America— Via Atlantic Coast	—	—	—	—	—	1,54,002	60,430	1,97,280	1,92,020	2,81,239
„ Pacific „	—	—	—	—	—	5,726	380	27	12,046	262
Other Foreign Countries	—	—	—	—	—	15,533	11,629	7,625	3,562	5,008
TOTAL FOREIGN COUNTRIES	—	—	—	—	—	3,43,379	1,67,536	2,74,373	2,74,354	3,46,605
Share of Bengal	—	—	—	—	—	9,488	1,520	2,369	1,790	1,374
„ Bombay	—	—	—	—	—	5,07,337	3,76,772	3,98,313	3,68,362	5,06,446
„ Sind	—	—	—	—	—	87,398	31,057	11,237	17,983	10,513
„ Madras	—	—	—	—	—	23,415	15,373	13,373	15,478	4,333
„ Burma	—	—	—	—	—	2,258	1,133	675	113	263
TOTAL	—	—	—	—	—	6,80,194	2,15,910	4,27,220	4,02,320	5,28,084
HEMP (chiefly sann)— Base (II. Q)—										
United Kingdom (including Channel Islands)	Cwts.	Cwts.	Cwts.	Cwts.	Cwts.	4,71,062	3,56,500	9,46,960	8,28,620	10,60,560
Palestine	868	5,150
Ceylon (excluding Maldives)	387	116	140	155	177	5,103	1,560	2,096	2,127	2,622
Sierra Leone	63	330	835	5,130
Other British Possessions	76	173	194	332	279	1,590	2,388	3,025	2,740	2,311
TOTAL BRITISH EMPIRE	38,832	32,594	30,323	35,631	113,903	4,77,745	3,60,148	9,56,171	8,34,322	10,70,623

(a) Separately recorded from 1933-34.

GENERAL EXPORTS

(688)

INDIAN MERCHANDISE

No. 11—continued

ARTICLES, AND COUNTRIES OF FINAL DESTINATION, ALSO SHARE OF EACH PROVINCE	QUANTITY					VALUE				
	1930-31	1931-32	1932-33	1933-34	1934-35	1930-31	1931-32	1932-33	1933-34	1934-35
Textiles—continued										
Hemp (chiefly man)—continued										
Raw (H. Q)—continued										
U. S. S. R.—										
Northern	906	277	301	682	1,073	13,750	3,060	5,400	9,050	14,000
Estonia	..	143	..	243	3,633	..	2,000	..	2,800	6,100
Sweden	5,026	5,790	5,852	6,613	11,548	63,380	68,590	75,780	57,349	1,04,000
Norway	812	105	207	878	639	10,000	1,200	3,530	9,575	4,000
Denmark	10,421	7,924	12,324	9,014	12,566	1,31,661	94,438	1,35,820	80,864	1,18,000
Germany	19,961	14,755	55,486	66,662	48,923	2,89,980	1,70,172	6,08,035	6,02,673	4,08,000
Netherlands	146	1,018	1,414	2,700	16,075	9,000
Belgium	151,030	116,616	41,699	110,645	118,415	19,79,269	11,83,740	5,06,074	11,21,368	10,30,000
France	21,956	3,094	9,522	20,029	12,142	2,91,764	37,700	1,04,108	1,74,443	95,000
Spain	2,571	474	754	89	2,187	44,470	6,200	8,750	750	15,000
Portugal	4,569	3,394	6,041	4,678	7,545	72,616	50,252	63,302	58,808	1,01,000
Italy (including Fiume)	6,454	8,431	25,070	29,941	54,302	90,529	92,920	3,02,746	2,44,637	4,24,000
Bulgaria	1,718	26,360
Greece (including Crete)	21,210	13,082	31,424	35,815	35,670	2,75,861	1,51,008	3,37,109	3,63,620	2,56,000
Mandate Territory and Transil Oman	2,390	2,790	2,212	1,547	652	46,339	35,328	23,326	18,416	7,000
Other Native States in Arabia	702	903	1,108	654	886	10,175	13,490	11,193	7,375	12,700
Iran	351	34	123	..	120	7,855	345	2,500	..	1,500
United States of America—										
Via Atlantic Coast	9,042	13,369	6,535	12,319	10,664	97,020	1,16,430	44,344	1,02,120	91,000
" Pacific "	..	214	2,100
Other Foreign Countries	150	15	352	565	709	1,530	150	5,360	4,350	7,700
TOTAL FOREIGN COUNTRIES	259,269	191,400	300,851	302,292	323,138	34,52,509	23,29,124	22,60,087	27,74,264	28,32,160
Share of Bengal	233,325	153,111	201,650	297,638	343,420	29,06,315	19,31,696	22,69,357	24,07,393	26,30,340
" Bombay	62,544	62,495	76,538	85,462	99,432	9,55,697	7,34,033	9,19,470	11,65,568	12,31,410
" Sind	..	75	1,209
" Madras	5,232	3,313	2,693	3,833	3,139	69,322	32,694	27,521	34,775	38,200
" Burma
TOTAL	298,151	223,994	280,979	3,87,923	487,041	39,80,344	26,89,572	32,16,258	36,08,706	39,02,800
Manufactures (excluding cordage) (H. T)—										
TOTAL BRITISH EMPIRE	4,351	1,577	1,038	1,187	1,100
TOTAL FOREIGN COUNTRIES	295	4,375
Share of Bengal	60	225	..	190	4,450
" Bombay	60	..	12	..
" Sind	318	..
" Madras	4,131	717	1,038	336	1,131
" Burma	405	575
TOTAL	4,846	1,577	1,038	1,187	5,571
Total value of Hemp, Raw and Manufactures	39,34,990	26,91,149	32,17,296	36,09,893	39,08,375
Jute—										
Raw (H. N)—										
United Kingdom (including Channel Islands)	107,009	154,417	129,522	1,77,193	166,377	2,23,36,809	3,11,09,496	2,24,10,997	2,55,21,038	2,34,47,197
Hongkong	740	2,365	3,444	3,454	3,899	1,65,980	4,00,416	5,54,225	4,53,638	5,50,401
Canada via Atlantic Coast	1,221	22,750
Commonwealth of Australia	484	1,146	1,442	640	1,270	1,19,081	2,23,319	2,83,749	1,46,345	12,24,246
New Zealand	26	40	29	7	14	6,745	8,945	5,020	1,095	3,494
Other British Possessions	2	4	9	1,512	440	136	..	1,044
TOTAL BRITISH EMPIRE	109,161	157,972	134,437	1,81,494	1,71,798	2,36,33,117	3,17,47,610	2,32,03,787	2,61,22,166	2,42,57,121

No. 11—continued

ARTICLES, AND COUNTRIES OF FINAL DESTINATION; ALSO SHARE OF EACH PROVINCE	QUANTITY					VALUE				
	1930-31	1931-32	1932-33	1933-34	1934-35	1930-31	1931-32	1932-33	1933-34	1934-35
Textiles—continued						R	R	R	R	R
Jute—continued										
Rest (II. N)—contd.										
Union of Soviet Republics—	Tons	Tons	Tons	Tons	Tons					
Northern	530	90,402
Southern	1,461	2,481	112	399	3,504	2,81,580	4,20,021	18,379	63,502	4,88,082
Pacific Ports (in Asia)	854	1,18,980
Finland	45	7,440
Sweden	369	691	3,180	5,485	6,486	75,715	1,28,391	6,47,784	8,28,784	9,85,866
Norway	624	490	1,091	990	1,325	1,82,005	99,880	1,79,480	1,41,518	1,84,532
Denmark	49	511	488	917	940	15,500	61,470	68,730	1,06,671	1,18,230
Poland (including Danzig)	..	45	1,292	1,765	2,882	..	9,500	2,28,056	2,54,189	4,09,289
Germany	168,976	130,863	121,710	1,65,411	132,068	3,50,45,788	2,43,08,769	2,11,70,630	2,42,04,644	1,93,51,458
Netherlands	19,456	12,070	21,974	32,616	21,407	40,38,979	21,06,484	37,34,127	47,58,518	30,30,242
Belgium	47,915	45,269	40,678	55,985	59,797	99,32,878	84,18,007	70,71,726	83,11,827	84,75,302
France	89,288	51,869	68,914	83,668	83,058	1,84,05,451	99,34,143	1,15,67,291	1,34,62,522	1,21,75,240
Spain	33,020	35,621	42,311	35,625	42,995	69,24,516	68,81,082	71,84,514	50,77,095	60,98,367
Portugal (including Azores and Madeira)	803	2,778	2,735	1,027	4,630	2,01,407	5,77,048	4,14,340	1,47,448	6,73,300
Italy (including Fiume)	42,213	44,125	37,465	65,076	87,092	92,29,186	86,14,558	66,08,697	95,01,450	1,27,14,368
Austria	630	1,02,372
Czecho-Slovakia	89	358	18,000	56,000
Hungary	1,024	1,55,260
Roumania	10	826	2,116	1,635	..	2,240	1,30,771	3,05,241	2,41,617
Greece (including Crete)	1,219	1,402	1,595	1,705	1,898	2,87,578	2,83,901	2,67,890	2,76,099	3,04,562
Formosa	265	715	807	315	448	39,490	1,28,550	49,200	42,050	67,500
Java	178	48	29,880
China* (exclusive of Hong- kong and Macao)	7,040	6,621	6,787	7,083	8,236	12,96,797	12,03,582	9,97,575	9,81,442	11,18,208
Japan	6,140	9,919	14,492	17,845	23,303	11,87,607	17,46,794	22,73,474	23,58,434	31,82,708
Egypt	15,047	8,844	5,401	8,499	8,200	31,19,281	14,71,104	8,76,709	12,18,010	12,25,100
Madagascar	275	32,059
United States of America—										
Via Atlantic Coast	51,228	47,207	33,564	49,052	40,324	99,64,974	87,22,819	64,30,003	72,50,509	72,19,988
" Pacific "	1,837	1,908	2,785	1,740	2,231	4,83,349	4,00,393	4,39,339	2,94,000	3,89,925
Cuba	620	143	54	80	345	1,50,401	28,730	12,000	10,500	43,054
Mexico	1,472	536	134	235	617	3,57,000	92,969	25,760	46,507	88,470
Dutch Guiana	54	12,000
Brazil	15,098	15,660	18,237	19,033	17,791	37,80,002	30,79,837	26,42,290	32,87,341	32,54,192
Uruguay	668	540	703	621	610	1,09,875	84,492	1,08,935	71,111	72,986
Argentine Republic (including the Atlantic Coast of Patagonia)	5,852	6,957	7,141	8,511	9,049	10,11,607	11,00,323	10,21,116	10,73,745	12,27,779
Chile (including the Pacific Coast of Patagonia)	10	440	2,636	1,064	71,130	2,37,097
Other Foreign Countries	1	..	9	..	18	550	..	1,440	..
TOTAL "FOR ORDERS" CARGOES(a)	5,327	7,30,859
TOTAL FOREIGN COUNTRIES	510,544	423,646	423,636	566,674	5,80,691	10,62,13,577	8,01,33,013	7,40,39,522	8,32,04,541	8,44,53,796
Share of Bengal	618,109	584,653	561,609	744,163	761,575	12,85,47,614	11,15,18,637	9,70,81,810	10,86,97,798	10,85,75,217
" Bombay	3	27	1,000	560
" Madras	1,603	1,033	1,454	4,005	399	2,97,787	3,81,271	3,21,449	6,30,941	1,26,687
" Burma	263	115	119	..	12
TOTAL	619,765	586,618	563,063	748,168	762,474	12,88,46,694	11,18,80,623	9,73,03,369	10,93,26,797	10,87,10,916
Wool and Yarn (III. Q)—	Lbs.	Lbs.	Lbs.	Lbs.	Lbs.					
United Kingdom (including Channel Islands)	62,037	49,951	24,564	28,520	20,335	12,790	7,649	4,648	2,265	2,403
Straits Settlements	60,052	31,804	72,760	91,504	85,120	10,939	4,515	6,245	9,587	8,547
Hongkong	385,507	1,792	3,850	44,327	..	43,766	448	582	5,104
Union of South Africa	194,959	218,172	215,536	235,474	184,594	38,054	32,991	30,129	33,809	24,359
Nigeria (including British Mandated Territory of Cameroons)	67,200	9,937
Gold Coast (including British Mandated Territory of Togoland)	44,800	6,624
Commonwealth of Australia	7,726	..	61,212	51,988	123,766	2,115	..	9,053	7,358	16,514
Other British Possessions	12,480	2,480	7,480	12,300	14,099	5,368	1,247	1,443	1,766	1,681
TOTAL BRITISH EMPIRE	337,254	637,407	383,768	408,636	684,841	69,065	90,171	53,966	56,597	74,169

(a) Specified separately from 1934-35 and subject to subsequent adjustment.

GENERAL EXPORTS

(690)

(INDIAN MERCHANDISE

No. 11—continued

ARTICLES, AND COUNTRIES OF FINAL DESTINATION; ALSO SHARE OF EACH PROVINCE	QUANTITY					VALUE				
	1930-31	1931-32	1932-33	1933-34	1934-35	1930-31	1931-32	1932-33	1933-34	1934-35
Textiles—continued										
Jute—continued										
Twist and Yarn (III. Q)—contd.										
Java	Lbs. 67,110	Lbs. ..	Lbs. ..	Lbs. ..	Lbs. ..	R 12,277	R ..	R ..	R ..	R ..
Japan	152,240	125,000	..	18,992	15,400
Portuguese East Africa	177,700	266,076	259,502	252,040	324,757	80,901	85,164	92,948	80,078	34,300
Brazil	112,000	67,200	15,602	8,440	..
Paraguay	44,800	18,440	72,469	4,864	1,500	6,200
Uruguay	188,300	234,840	267,620	140,800	171,160	32,692	26,554	28,687	14,138	40,200
Argentine Republic (including the Atlantic Coast of Patagonia)	6,374,874	7,246,608	7,322,043	8,698,050	8,760,085	10,35,815	9,48,859	7,51,781	8,57,212	3,10,400
Chile (including the Pacific Coast of Patagonia)	162,320	70,784	24,960	9,428
Peru	43,152	31,528	13,996	138,148	106,800	9,020	4,089	2,203	12,968	23,100
Other Foreign Countries	28,918	7,325	89,879	49,662	..	3,935	1,220	10,950	7,200
TOTAL FOREIGN COUNTRIES	7,008,456	8,031,594	8,027,286	4,409,467	4,699,963	11,45,965	10,45,021	8,37,303	4,85,318	4,89,200
Share of Bengal	7,340,710	8,666,577	8,411,039	4,818,103	5,284,774	12,18,931	11,33,292	8,91,269	4,91,710	5,12,400
" Bombay	8,424	1,900
TOTAL	7,340,710	8,669,001	8,411,039	4,818,103	5,284,774	12,16,081	11,35,192	8,91,269	4,91,710	5,13,400
MANUFACTURES—										
Canvas (III. Q)—										
Commonwealth of Australia										
Other British Possessions	Yards 836	Yards 40	Yards 12,320	Yards 5,190	Yards 28,260	1,000	7,200
TOTAL BRITISH EMPIRE	836	40	12,320	10,190	41,220	1,666	50	5,025	2,644	11,100
Argentine Republic (including the Atlantic Coast of Patagonia)										
Other Foreign Countries	50,000	12,501
TOTAL FOREIGN COUNTRIES	208	700	61,118	4,873	3,236	987	350	16,754	2,550	2,400
Share of Bengal	404	40	60,808	2,561	41,440	1,516	50	16,329	2,332	11,200
" Bombay	640	..	11,710	1,351	2,616	1,087	..	4,520	334	1,200
" Sind	700	1,100	4,118	360	880	2,006	..
" Madras	20	45	400	20	23	400
TOTAL	1,044	740	78,438	15,063	44,456	2,603	400	30,779	5,194	13,600
Sacking gunny bags (III. Q)—										
United Kingdom (including Channel Islands)										
Irish Free State*	No. ..	No. ..	No. ..	No. 80,000	No. 22,900	4,900	6,000
Cyprus	87,000	238,700	192,200	109,297	366,726	13,080	58,451	35,253	39,147	70,200
Palestine	19,000	237,100	79,000	88,200	189,900	13,960	70,968	19,200	20,759	82,200
Aden and Dependencies	119,000	345,769	196,012	124,500	127,665	40,675	97,081	48,943	39,471	30,000
Bahrain Islands	9,800	2,700	19,700	7,576	7,350	3,468	765	5,669	1,930	1,300
Ceylon (excluding Maldives)	1,519,211	1,626,963	328,360	878,836	1,088,589	4,41,720	4,07,945	68,816	2,03,512	2,47,710
Straits Settlements	11,501,448	15,565,080	14,754,200	14,063,710	4,516,800	41,17,097	46,61,485	38,91,865	35,40,487	12,40,800
Federated Malay States	1,500	..	20,000	8,000	17,000	1,060	..	3,100	1,700	6,110
British Borneo	15,200	18,500	17,800	3,800	5,110	4,350
Hongkong	17,702,000	26,698,100	24,310,100	18,078,900	10,828,400	54,01,412	74,33,489	62,90,318	41,84,037	26,48,570
Gambia	7,400	18,000	18,500	304,500	200,250	3,224	5,586	6,399	79,774	56,400
Gold Coast (including British Mandated Territory of Togoland)	1,609,200	1,729,400	2,477,450	3,248,350	3,108,819	6,19,658	4,95,478	6,92,565	8,80,692	7,00,400
Sierra Leone	62,100	26,700	126,000	656,700	1,269,600	17,960	7,159	30,555	1,54,978	3,01,700
Nigeria (including British Mandated Territory of Cameroons)	1,884,900	2,380,900	3,804,800	4,615,150	6,925,700	6,27,865	5,79,036	8,10,506	11,33,346	16,79,800
Protectorate of South-West Africa	21,600	7,837
Union of South Africa	18,985,579	16,909,247	17,178,954	18,956,150	21,616,600	79,51,841	59,35,841	55,17,856	43,76,453	62,71,670
Zanzibar and Pemba	440,950	318,350	282,650	240,900	178,000	1,48,437	94,000	80,172	60,262	44,000

* Shown separately from 1933-34.

No. 11—continued

COUNTRIES AND COUNTRIES OF FINAL DESTINATION; ALSO SHARE OF EACH PROVINCE	QUANTITY					VALUE				
	1980-81	1981-82	1982-83	1983-84	1984-85	1980-81	1981-82	1982-83	1983-84	1984-85
Textiles—continued										
Jute—continued										
MANUFACTURES—continued										
<i>Hooping gunny bags (III. Q)—continued</i>	No.	No.	No.	No.	No.					
Kenya Colony	5,114,179	3,134,648	5,646,228	4,874,850	4,200,908	17,16,719	9,37,889	15,21,160	11,58,605	10,70,631
Tanganyika Territory	602,450	337,400	430,900	781,400	1,030,000	1,79,192	84,838	95,224	1,01,787	2,29,036
Anglo-Egyptian Sudan	1,330,300	1,347,550	1,830,800	2,508,250	3,286,250	5,57,521	4,48,421	5,42,809	7,94,295	9,38,462
Mauritius and Dependencies	8,838,812	2,019,188	2,514,024	3,225,900	3,859,400	12,97,587	7,57,555	6,40,000	8,06,864	9,47,819
Seychelles	41,700	29,600	40,650	52,500	80,700	15,360	8,459	14,580	19,278	9,305
Canada— <i>Via Atlantic Coast</i>	64,900	62,900	22,859	54,900	..	18,019	13,225	5,716	14,116
<i>" Pacific "</i>	205,200	160,000	284,000	2,000	88,900	60,400	49,900	75,732	500	9,488
British West India Islands (excluding Bahamas)	2,937,149	3,291,954	3,444,587	4,582,600	3,860,090	11,93,857	11,25,314	11,08,251	12,65,007	9,08,345
British Honduras	8,000	11,200	20,000	87,200	78,600	3,120	3,356	6,800	25,514	20,771
British Guiana	1,390,390	1,464,000	1,833,800	2,075,398	1,541,400	4,58,575	4,08,375	5,81,075	4,79,800	3,59,775
Commonwealth of Australia	80,155,158	63,171,996	91,003,653	70,927,768	47,335,694	3,03,05,144	2,04,20,585	2,77,98,516	1,95,42,307	1,42,94,870
Territory of Papua	354,000	421,500	1,046,550	898,900	1,009,060	1,12,198	1,33,370	3,02,568	2,14,559	2,30,236
New Zealand	10,168,550	5,414,825	5,120,709	7,501,550	8,401,600	41,03,612	19,57,740	22,24,175	26,15,769	27,59,110
Fiji Islands	9,000	198,000	289,500	269,000	300,900	2,850	55,470	70,257	69,641	72,260
Other British Possessions	4,800	20,500	16,000	..	400	1,620	5,842	5,919	..	100
TOTAL BRITISH EMPIRE	179,256,362	166,989,304	196,303,204	172,677,232	141,077,516	6,60,25,111	5,19,29,365	5,81,49,308	4,64,96,463	3,92,62,663
Union of Socialist Soviet Republic—										
Southern	28,950	48,400	244,800	903,500	1,310,000	13,576	15,038	50,472	2,05,872	3,13,200
Pacific Ports (in Asia)	2,965,200	10,733,600	5,904,100	8,10,700	29,99,380	15,23,666
Sweden	80,000	7,200
Norway	536,100	..	5,000	178,000	202,000	1,89,235	..	3,000	32,450	62,044
Denmark	985,200	377,800	74,900	145,200	..	2,98,395	86,150	21,380	33,948	..
Germany	1,756,591	1,422,800	2,623,148	1,507,500	903,800	6,46,914	4,51,215	8,17,771	4,15,318	2,19,982
Netherlands	1,997,700	788,800	1,153,800	1,565,200	1,102,900	5,56,620	2,01,519	2,80,004	3,51,064	2,58,311
Belgium	11,965,547	6,641,200	6,709,700	9,118,400	8,371,800	28,39,903	14,50,698	14,50,598	19,77,501	16,12,396
France	1,008,500	748,788	685,102	679,175	650,000	3,10,687	1,35,999	1,83,532	1,65,806	1,72,703
Spain	50,400	3,094
Italy (including Trieste)	105,000	120,000	110,000	134,000	..	27,612	38,150	10,350	24,175	..
Bulgaria	16,100	69,400	43,800	64,000	10,000	6,023	17,895	12,541	13,190	2,700
Romania	331,446	487,900	465,800	630,080	404,300	1,37,059	1,33,888	1,32,288	1,60,469	1,10,576
Greece (including Crete)	2,938,650	3,424,600	1,141,200	1,670,050	2,056,015	11,17,402	11,11,013	2,98,043	8,67,398	5,85,105
Turkey, European	688,950	956,807	2,126,093	2,617,770	1,040,750	2,19,434	2,98,525	7,58,909	7,94,581	3,30,941
Turkey, Asiatic	1,885,362	1,729,437	3,511,915	3,895,517	1,549,184	5,99,581	5,69,266	11,62,795	10,91,638	4,24,129
Syria	65,700	281,800	46,090	55,750	71,400	28,202	84,790	15,792	15,890	19,328
Mascat Territory and Trucial Oman	51,110	151,250	157,675	119,945	189,050	18,492	45,705	89,165	30,475	30,618
Iraq	1,366,630	1,214,544	856,864	1,001,567	935,700	5,86,699	4,75,214	2,55,337	2,92,228	2,52,435
Iran	128,900	329,497	227,540	393,100	167,450	59,438	1,14,398	68,635	90,331	51,335
Sumatra	579,800	483,800	799,000	617,900	794,800	1,86,685	1,12,413	2,06,385	1,47,928	1,93,042
Java	41,374,730	29,244,250	13,402,793	12,630,450	9,649,450	1,58,61,018	94,98,778	40,84,112	33,65,708	25,67,932
Borneo (Dutch)	155,300	53,600	338,000	502,600	325,600	51,072	17,475	83,235	1,15,226	76,071
Celebes and other Islands	2,000,000	1,052,900	1,272,400	2,602,000	2,604,400	6,17,282	2,91,608	3,01,613	6,28,347	5,79,390
Siam	3,998,100	6,027,200	11,515,300	12,670,800	42,226,400	14,17,400	18,21,246	30,94,656	30,45,619	97,85,084
French Indo-China	5,271,800	4,671,700	3,545,217	7,402,100	11,823,300	16,89,053	12,84,756	22,38,467	16,79,592	26,93,164
Philippines	125,800	65,000	212,000	71,200	242,800	28,790	18,862	88,400	17,177	46,352
Formosa	3,255,800	3,389,600	2,701,200	1,330,000	3,155,200	11,12,524	10,16,264	7,44,712	3,52,955	7,45,862
China (excluding of Hong- kong and Macao)	1,234,400	1,714,100	496,000	606,500	1,168,200	4,30,406	4,92,524	1,05,550	1,31,158	2,73,776
Japan	5,085,000	4,209,000	3,026,200	5,790,100	17,112,200	10,61,100	11,98,838	22,99,314	12,00,231	40,05,942
Egypt	3,589,550	3,135,015	6,188,500	9,359,500	10,516,100	31,73,649	25,09,792	18,64,467	26,46,040	28,28,384

GENERAL EXPORTS

(692)

INDIAN MERCHANDISE

No. 11—continued

ARTICLES, AND COUNTRIES OF FINAL DESTINATION; ALSO SHARE OF EACH PROVINCE	QUANTITY					VALUE				
	1930-31	1931-32	1932-33	1933-34	1934-35	1930-31	1931-32	1932-33	1933-34	1934-35
Textiles—continued										
Jute—continued										
MANUFACTURES—continued										
<i>Sacking gunny bags (Ill. Q.)—concluded</i>	No.	No.	No.	No.	No.					
Tripoli (Libya)	7,200	38,000	2,788	11,100
Tunis	169,380	17,600	2,000	59,698	5,527	550
Morocco (a)	437,800	514,700	436,900	—	—	1,29,719	1,25,847	1,13,799	—	—
Morocco, Tangier (b)	—	—	—	357,800	470,088	—	—	—	86,780	1,21
Morocco, Spanish (b)	—	—	—	261,000	61,000	—	—	—	57,229	14
Spanish West Africa	81,900	3,000	24,147	802
French West Africa (including French Mandated Territories of Togoland and Cameroons)	314,600	595,200	473,550	946,050	2,100,650	1,11,337	1,62,479	1,27,438	2,39,602	5,41
Portuguese West Africa	1,253,850	1,098,973	1,670,700	1,587,324	2,457,450	4,45,657	3,63,907	4,79,861	4,06,040	6,21
Portuguese East Africa	10,351,915	10,303,893	9,442,899	9,123,691	10,914,901	34,62,172	30,76,950	28,54,960	22,32,598	27,79
Madagascar and Kerguelon	1,336,300	1,035,900	1,316,649	1,997,031	891,300	3,92,789	2,56,049	3,05,453	4,46,684	1,24
Réunion	166,400	50,000	57,743	14
Italian East Africa (Somaliland and Kistree)	155,000	143,200	182,000	311,400	232,700	47,793	37,278	43,129	73,656	21
French Somaliland	207,000	200,200	393,200	383,200	260,600	66,749	46,289	93,788	67,294	34
Belgian Congo (including Ruanda Urundi)	50,000	17,900
United States of America— Via Atlantic Coast	1,138,700	653,900	270,000	620,000	209,800	2,54,980	1,36,340	76,560	1,04,767	53
" " Pacific "	547,600	382,900	313,200	386,234	580,500	1,82,982	90,294	81,197	74,879	1,21
Cuba	24,299,452	15,453,500	12,894,400	18,122,218	10,310,480	1,00,66,817	52,49,053	44,19,448	33,10,339	57,11
Haiti and St. Domingo	1,868,700	1,774,700	1,991,400	2,440,600	2,101,000	6,63,496	5,49,610	6,44,893	6,51,795	6,04
Porto Rico	5,946,800	6,062,000	4,224,200	3,361,600	5,795,600	20,86,197	18,24,433	14,65,030	8,91,419	15,13
French West Indies (Guadeloupe and Martinique)	11,100	..	20,400	3,145	..	5,356
Mexico	120,500	80,000	50,300	60,000	96,300	44,579	7,540	15,692	14,775	23
Guatemala	45,650	150,230	78,077	42,800	95,809	14,064	45,037	19,062	10,131	23
Honduras (Not British)	20,000	3,000	10,000
San Salvador	129,800	170,300	108,400	3,000	3,000	52,004	52,081	35,129	840	..
Nicaragua	193,648	275,425	159,155	322,494	413,223	72,093	80,870	45,200	82,006	1,04
Costa Rica	136,000	163,950	260,950	351,700	160,300	43,464	46,514	70,423	85,670	23
Colombia	110,500	2,000	260,000	101,005	171,050	36,823	560	56,860	30,231	41
Panama (including Panama Canal Zone)	48,000	38,000	126,000	133,000	132,000	18,140	50,086	43,410	37,804	39
Venezuela	10,000	50,000	90,800	3,600	13,000	23
Dutch Guiana	90,600	203,100	170,300	84,800	144,900	26,127	54,654	43,176	19,142	35
Paraguay	395,000	350,000	715,000	62,866	55,173	1,11
Uruguay	40,000	6,225	..
Argentine Republic (including the Atlantic Coast of Patagonia)	1,229,000	2,337,021	3,305,950	2,253,400	2,364,800	4,58,344	9,60,637	11,13,227	6,64,105	8,51
Chile (including the Pacific Coast of Patagonia)	17,436,872	1,957,760	4,127,000	11,971,249	3,433,268	42,32,332	4,56,603	10,63,262	24,54,319	7,69
Peru	5,836,212	4,568,200	5,393,302	6,024,603	7,433,000	18,51,179	13,19,965	17,61,057	16,59,056	18,80
Ecuador	32,100	94,000	..	9,000	18,000	11,003	14,412	..	2,396	5
Bolivia	65,000	5,000	45,000	37,500	63,221	13,577	1,150	7,410	13,695	13
Hawaii	20,200	150	150	..	83,000	3,337	213	178	..	14
Other Islands in the Pacific	10,200	38,350	10,500	51,534	401,256	2,958	11,503	3,216	12,068	1,09
Other Foreign Countries	13,208	13,932	81,632	22,130	6,860	4,990	4,273	33,906	5,943	1
TOTAL FOREIGN COUNTRIES	173,833,193	137,603,969	129,401,251	135,663,363	181,701,640	5,96,52,316	4,16,85,132	3,71,10,252	3,38,42,307	4,47,92
<i>Share of Bengal</i>	<i>352,478,951</i>	<i>303,921,329</i>	<i>325,492,439</i>	<i>307,801,465</i>	<i>322,136,679</i>	<i>12,53,33,356</i>	<i>9,33,10,334</i>	<i>9,30,13,093</i>	<i>8,01,69,199</i>	<i>8,33,31</i>
" Bombay	<i>537,165</i>	<i>513,463</i>	<i>511,464</i>	<i>332,863</i>	<i>452,273</i>	<i>3,66,733</i>	<i>3,25,790</i>	<i>1,98,051</i>	<i>1,27,719</i>	<i>1,79</i>
" Sind	<i>64,716</i>	<i>153,047</i>	<i>179,050</i>	<i>156,011</i>	<i>182,400</i>	<i>24,033</i>	<i>46,363</i>	<i>46,662</i>	<i>40,733</i>	<i>41</i>
" Madras	<i>9,124</i>	<i>9,129</i>	<i>19,462</i>	<i>2,336</i>	<i>4,504</i>	<i>2,699</i>	<i>1,490</i>	<i>2,339</i>	<i>641</i>	<i>..</i>
" Burma	<i>1,600</i>	<i>1,800</i>	<i>2,050</i>	<i>3,365</i>	<i>3,300</i>	<i>560</i>	<i>640</i>	<i>325</i>	<i>433</i>	<i>..</i>
TOTAL { No.	353,139,555	304,598,773	326,204,455	309,348,095	322,779,156	12,56,77,427	9,35,84,497	9,52,59,680	8,03,33,770	8,40,45
{ —Tonn	—378,625	—339,276	—359,235	—339,379	—350,158					

(a) Discontinued from 1933-34.
(b) Separately specified from 1933-34.

No. 11—continued

ARTICLES, AND COUNTRIES OF FINAL DESTINATION; ALSO SHARE OF EACH PROVINCE	QUANTITY					VALUE				
	1930-31	1931-32	1932-33	1933-34	1934-35	1930-31	1931-32	1932-33	1933-34	1934-35
Articles—continued										
Items—continued										
MANUFACTURES—continued										
<i>Hessian gunny bags</i> (III. Q)—	No.	No.	No.	No.	No.					
United Kingdom (including Channel Islands)	20,893,990	28,516,700	26,511,097	27,001,650	32,454,000	53,24,545	57,60,627	51,97,647	51,93,078	63,15,455
Irish Free States (a)	—	—	—	195,000	1,995,000	—	—	—	35,500	3,20,466
Palestine	..	75,000	45,000	5,000	10,000	..	14,718	7,924	1,494	1,025
Ceylon (excluding Maldives)	4,000	26,250	16,000	960	8,826	1,250
Hongkong	920,000	..	611,000	1,810,000	44,000	2,71,271	..	1,84,700	2,09,124	7,440
Union of South Africa	1,060,500	1,304,400	917,500	1,456,000	2,352,100	1,83,433	2,15,397	96,282	2,10,427	2,81,557
Kenya Colony	10,000	20,000	30,000	45,800	77,000	2,000	3,550	3,725	4,813	7,780
Anglo-Egyptian Sudan	418,850	120,000	443,300	336,000	512,300	1,82,787	69,912	2,26,519	1,77,380	2,62,110
Canada—										
Via Atlantic Coast	..	2,500	200,000	208,000	50,000	..	325	26,800	37,480	10,500
" Pacific "	677,000	250,000	1,135,000	671,000	1,328,000	1,21,942	42,062	1,84,277	1,11,491	2,38,693
British West India Islands (excluding Bahamas)	11,000	5,200	50,000	1,760	1,690	6,031
Commonwealth of Australia	8,148,900	4,873,000	7,616,414	7,932,000	8,788,000	22,15,652	11,49,174	17,00,704	17,71,850	19,94,608
New Zealand	1,423,800	723,000	1,125,600	1,271,600	1,727,400	3,44,745	1,21,244	2,04,547	2,26,800	3,11,411
Other British Possessions	2,520	5,150	18,000	15,000	60,000	290	1,275	2,815	2,600	9,490
TOTAL BRITISH EMPIRE	33,570,560	45,920,200	38,668,911	40,446,450	49,445,800	87,24,385	73,88,825	78,47,120	79,88,037	97,67,196
Union of Socialist Soviet Republic—										
Southern	230,000	54,050	..
Pacific Ports (in Asia)	..	72,000	22,140
Sweden	29,000	65,000	75,000	80,000	60,000	27,315	13,450	15,950	6,100	12,797
Norway	1,342,300	1,895,500	748,500	628,500	346,500	3,91,579	4,35,155	1,67,941	1,50,176	81,894
Germany	20,000	290,000	140,000	45,000	5,000	5,500	38,875	15,950	6,425	1,350
Netherlands	772,500	602,000	301,500	10,000	40,000	2,06,712	80,421	44,140	1,856	5,400
Belgium	10,000	80,000	..	5,000	..	1,600	11,050	..	1,162	..
France	72,000	14,175
Austria	50,000	7,000
Bulgaria	50,000	221,000	148,000	50,000	10,000	9,525	41,736	27,165	9,674	1,800
Roumania	90,000	140,500	63,000	79,000	50,000	18,487	16,078	8,400	11,630	6,412
Greece (including Crete)	420,850	522,500	389,500	150,000	245,000	94,000	1,19,612	47,455	15,648	49,300
Turkey, European	420,000	490,000	380,000	1,182,600	255,000	54,448	60,222	44,290	1,49,839	35,007
Turkey, Asiatic	106,250	243,850	607,300	337,500	358,000	18,937	63,205	79,021	67,753	41,671
Iraq	50,000	30,000	6,250	27,000	45,000	3,000	3,600	1,875	5,452	9,202
Java	272,000	362,000	195,000	130,500	203,000	68,120	1,01,423	27,074	17,705	33,436
Borneo (Dutch)	68,000	..	210,600	105,000	150,000	15,082	..	28,225	13,706	23,000
Celebes and other Islands	40,000	25,000	3,800	6,750
Siam	..	172,500	321,000	159,500	200,000	..	29,025	53,230	27,956	33,200
French Indo-China	..	10,000	42,500	2,500	9,950
Philippines	5,040,400	5,492,800	5,467,200	6,309,800	4,229,800	12,30,316	9,98,940	11,59,853	12,24,247	8,14,010
Japan	280,000	360,000	410,000	440,000	1,043,000	49,632	50,743	88,328	62,350	1,34,869
Egypt	3,437,700	6,155,450	6,664,650	8,124,250	8,473,650	34,52,644	20,05,570	16,12,356	25,28,518	26,97,659
Tripoli (Libya)	45,000	20,000	30,000	6,300	2,550	3,750
Morocco (b)	291,000	50,000	40,000	—	—	53,293	10,200	7,500	—	—
Morocco Tangier (c)	—	—	—	61,000	68,000	—	—	—	11,224	13,721
Portuguese East Africa	2,037,400	2,040,000	2,485,500	2,682,532	3,200,500	2,53,272	2,10,668	1,76,284	1,84,180	2,76,843
United States of America—										
Via Atlantic Coast	790,000	460,100	903,000	270,000	125,000	3,02,430	50,170	2,17,375	39,575	15,187
" Pacific "	8,109,000	6,932,000	11,284,400	6,907,000	11,005,000	18,00,209	9,94,524	20,77,278	9,75,291	15,55,545
Cuba	..	24,400	5,000	10,000	5,368	1,037	1,931	..
Haiti and St. Domingo	78,000	50,000	60,000	140,700	290,000	10,484	5,662	16,212	18,800	33,108
Porto Rico	20,000	..	50,000	2,150	..	15,500
San Salvador	50,000	14,512
Costa Rica	25,000	35,000	70,000	70,000	75,000	3,325	4,712	3,194	10,375	9,812

(a) Separately shown from 1933-34.
(b) Discontinued from 1933-34.
(c) Separately specified from 1933-34.

GENERAL EXPORTS

(694)

INDIANA MERCHANDISE

No. 11—continued

ARTICLES, AND COUNTRIES OF FINAL DESTINATION; ALSO SHARE OF EACH PROVINCE	QUANTITY					VALUE				
	1930-31	1931-32	1932-33	1933-34	1934-35	1930-31	1931-32	1932-33	1933-34	1934-35
Textiles—continued						R	R	R	R	
Jute—continued										
MANUFACTURES—continued										
Hessian Gunny bags (III. Q.)—continued	No.	No.	No.	No.	No.					
Paraguay	35,000	480,000	730,000	570,000	..	4,900	47,525	85,613	
Argentine Republic (in- cluding the Atlantic Coast of Patagonia).	265,000	175,000	85,000	6,540,000	50,000	32,830	18,550	8,106	8,71,888	
Chile (including the Pacific Coast of Pata- gonia)	1,278,000	231,000	273,500	800,000	630,000	2,29,789	34,197	39,042	46,811	
Peru	40,200	50,000	9,057	11,375	
Hawaii	16,838,400	20,673,400	18,141,400	17,113,400	18,788,600	38,95,647	28,78,870	23,99,187	28,04,139	24
Other Foreign Countries.	37,500	21,200	49,200	99,200	38,300	5,387	4,000	8,206	9,608	
TOTAL FOREIGN COUNTRIES	47,335,500	48,013,200	50,212,000	52,851,782	50,724,350	1,17,77,225	84,14,000	84,68,311	89,17,722	87
Share of Bengal	80,905,070	83,933,300	88,868,311	93,292,982	100,152,450	2,05,09,060	1,58,02,650	1,63,12,821	1,69,02,398	1,34
.. Bombay	990	190	600	5,250	17,700	1,550	185	600	1,361	
.. Burma	12,000	2,010	..	
TOTAL { No. —Tons	80,906,040 —38,049	83,933,490 —37,867	88,880,911 —38,917	93,298,232 —41,792	100,170,150 —45,614	2,05,01,610	1,58,02,835	1,63,15,431	1,69,03,759	1,34
Total Gunny bags (III. Q.)—	No.	No.	No.	No.	No.					
United Kingdom (including Channel Islands)	40,074,866	47,501,829	46,470,829	45,073,392	47,972,520	1,20,08,612	1,13,73,050	1,07,28,817	98,25,047	1,02
Irish Free State (a)	—	—	—	225,000	2,017,900	—	—	—	40,400	1,5
Cyprus	67,000	239,700	192,200	199,207	366,728	13,980	58,451	35,253	39,147	
Palestine	19,000	312,100	124,000	93,200	140,900	18,960	91,631	27,124	22,253	
Aden and Dependencies	119,000	345,769	199,012	124,800	127,665	40,675	97,031	48,943	30,471	
Bahrain Islands	9,800	2,700	19,700	7,576	7,350	3,463	765	5,659	1,930	
Ceylon (excluding Maldives).	1,523,211	1,653,213	344,360	878,836	1,088,589	4,42,680	4,16,811	69,996	2,03,512	2,6
Straits Settlements	11,508,968	15,570,230	14,771,700	14,078,710	4,551,800	41,17,387	46,62,700	38,04,490	35,49,087	12,4
Federated Malay States	1,500	..	20,000	8,000	17,000	1,060	..	3,100	1,700	
British Borneo	15,250	18,500	17,700	3,300	5,110	4,500	..	
Hongkong	18,622,000	26,698,100	24,921,100	19,888,900	10,872,400	56,72,633	74,33,489	64,25,018	48,93,161	24,4
Gambia	7,400	18,000	18,500	804,500	200,250	3,224	5,536	6,399	76,774	
Gold Coast (including British Mandated Territory of Togoland)	1,609,200	1,729,400	2,477,450	3,243,350	3,103,819	6,19,858	4,95,473	6,92,565	8,80,692	7,4
Sierra Leone	62,100	26,700	126,000	656,700	1,263,600	17,960	7,159	30,555	1,54,978	3,0
Nigeria (including British Mandated Territory of Cameroon)	1,884,900	2,386,900	3,304,300	4,615,150	6,925,700	6,27,865	5,79,036	8,10,506	11,33,346	16,7
Protectorate of South-West Africa	21,600	7,837	
Union of South Africa	19,996,079	18,213,647	18,096,454	15,412,150	23,068,700	30,40,274	61,51,238	57,14,138	45,66,880	64,2
Zanzibar and Pemba	440,950	318,350	282,650	240,000	178,000	1,43,437	94,060	80,172	60,262	
Kenya Colony	5,124,179	3,154,648	5,676,223	4,920,150	4,337,903	17,18,719	9,41,389	15,24,985	11,63,418	10,7
Tanganyika Territory	602,450	337,400	430,900	781,400	1,030,000	1,79,192	84,338	95,824	1,61,787	1,5
Anglo-Egyptian Sudan	1,749,150	1,467,550	2,274,100	3,144,250	3,798,550	7,40,308	5,13,333	7,69,323	9,71,675	12,0
Mauritius and Dependencies	3,838,812	2,619,183	2,514,024	3,225,900	3,859,400	12,97,587	7,57,555	6,46,690	8,06,864	8,7
Seychelles	41,700	29,600	40,950	52,500	80,700	15,360	8,459	14,580	13,278	
Canada— Via Atlantic Coast	67,400	262,600	230,859	104,900	..	18,344	45,025	48,196	
Pacific	882,200	410,000	1,410,000	673,000	1,364,900	1,82,342	90,962	2,60,009	1,11,991	2,3
British West India Islands (excluding Bahamas)	2,948,149	3,297,154	3,444,637	4,582,600	3,416,900	11,95,617	11,27,004	11,08,251	12,85,007	9,1
British Guiana	1,390,300	1,464,000	1,833,300	2,075,396	1,566,400	4,58,575	4,08,375	5,81,075	4,79,300	3,8
British Honduras	8,000	11,200	20,000	87,200	78,600	3,120	3,356	6,300	25,514	
Commonwealth of Australia	88,304,058	68,044,996	98,625,067	78,859,766	56,623,694	3,25,20,796	2,15,69,759	2,05,59,220	2,13,13,657	1,62
Territory of Papua	354,000	621,500	1,046,550	898,900	1,009,060	1,12,198	1,83,870	3,02,558	2,14,559	2,3
New Zealand	11,592,350	6,137,325	6,246,309	8,773,150	10,189,000	44,43,557	20,78,984	24,28,722	28,42,060	20,7
Fiji Islands	9,000	198,000	239,900	269,000	300,900	2,850	55,470	70,297	69,641	
Other British Possessions	4,800	30,500	15,000	..	400	1,620	5,842	5,022	..	
TOTAL BRITISH EMPIRE	212,825,923	202,910,094	235,660,115	213,123,082	199,528,816	7,47,49,496	5,93,18,200	6,59,96,431	6,44,82,503	4,96

(a) Separately shown from 1933-34.

No. 11—continued

ARTICLES, AND COUNTRIES OF FINAL DESTINATION; ALSO SHARE OF EACH PROVINCE	QUANTITY					VALUE				
	1980-81	1981-82	1982-83	1983-84	1984-85	1980-81	1981-82	1982-83	1983-84	1984-85
Textiles—continued										
Jute—continued						R	R	R	R	R
MANUFACTURES—continued										
Total Gunny bags (III. Q) —continued	No.	No.	No.	No.	No.					
Union of Socialist Soviet Republics—										
Southern	28,950	48,400	244,800	1,133,600	1,310,000	13,576	15,038	50,472	2,59,922	3,18,200
Pacific Ports (in Asia)	2,965,200	10,805,600	5,904,100	8,10,700	30,18,620	15,23,666
Sweden	29,000	65,000	76,000	30,000	90,000	27,215	13,460	15,950	6,100	19,997
Norway	1,878,400	1,895,500	763,500	804,500	548,500	6,80,814	4,35,155	1,70,941	1,82,626	1,43,938
Denmark	985,200	379,800	74,900	145,200	..	2,93,395	85,540	21,380	33,942	..
Germany	1,776,591	1,712,800	2,763,148	1,552,600	908,800	6,52,414	4,90,090	8,33,721	4,21,748	2,21,382
Netherlands	2,770,200	1,390,800	1,455,300	1,575,200	1,142,900	7,63,332	2,81,940	3,24,144	3,52,920	2,53,711
Belgium	11,975,547	6,721,200	6,709,700	9,123,400	8,871,800	28,71,503	14,61,748	14,50,508	19,78,663	16,12,398
France	1,075,500	748,788	685,102	679,175	650,000	3,24,882	1,85,999	1,83,532	1,66,806	1,72,703
Spain	50,400	8,694
Italy (including Fiume)	105,000	180,000	115,000	144,000	..	27,612	83,150	20,356	26,212	..
Austria	50,000	7,000
Bulgaria	80,100	290,400	191,800	104,000	20,000	15,548	59,631	39,706	23,264	4,500
Roumania	471,446	628,400	528,800	709,986	514,300	1,55,546	1,49,464	1,40,088	1,72,105	1,22,088
Greece (including Crete)	3,409,500	3,947,400	1,530,700	1,820,050	2,000,015	12,11,402	12,31,525	3,41,098	3,72,984	6,34,405
Turkey, European	1,108,950	1,446,307	2,506,693	3,800,370	1,295,750	2,73,882	3,53,747	7,93,199	9,44,420	3,65,948
Turkey, Asiatic	1,491,612	1,978,287	4,149,215	4,203,017	1,907,184	6,18,468	6,16,471	12,45,566	11,59,391	4,65,800
Syria	68,700	261,300	46,090	55,750	71,400	23,202	84,796	15,792	15,390	19,323
Mascat Territory and Tru- cial Oman	51,110	151,250	157,675	119,945	139,050	18,492	45,705	39,165	30,475	36,618
Iraq	1,415,630	1,244,544	863,114	1,118,567	980,700	5,89,699	4,78,814	2,57,212	2,97,490	2,61,635
Iran	128,990	332,997	237,540	397,800	182,450	50,438	1,15,098	68,635	91,787	54,872
Sumatra	619,800	433,800	799,000	622,900	794,800	1,92,485	1,12,413	2,06,385	1,49,128	1,93,042
Java	41,646,730	29,606,250	18,507,793	12,760,950	9,852,450	1,59,29,136	96,00,206	41,11,186	33,83,413	26,01,368
Borneo (Dutch)	218,200	53,500	548,600	607,600	475,600	66,154	17,475	1,10,460	1,28,941	90,071
Celebes and other Islands	2,040,000	1,077,900	1,272,400	2,602,000	2,604,400	6,20,082	2,93,358	3,61,613	6,28,347	5,73,300
Siam	3,998,100	6,199,700	11,836,300	12,830,300	42,426,400	14,17,400	18,50,271	31,47,886	30,73,575	198,19,284
French Indo-China	5,271,300	4,631,700	8,587,717	7,402,100	11,823,300	10,69,053	12,87,256	22,48,417	16,70,592	26,03,164
Philippines	5,166,200	5,557,800	5,679,200	6,381,000	4,472,600	12,59,106	10,17,802	11,98,253	12,41,424	8,60,362
Formosa	3,255,600	3,389,600	2,701,200	1,330,000	3,155,200	11,12,524	10,16,264	7,44,712	3,52,955	7,45,362
China (exclusive of Hong- kong and Macao)	1,244,400	1,714,100	496,000	606,500	1,168,200	4,31,642	4,92,524	1,05,550	1,31,158	2,73,776
Japan	5,365,000	4,629,000	9,436,200	6,230,100	18,155,200	17,13,962	12,49,581	23,88,142	18,62,581	41,40,801
Egypt	17,027,250	14,290,465	12,848,450	17,477,750	18,989,750	66,31,493	45,75,362	34,76,823	51,74,558	55,26,043
Tripoli (Libya)	7,200	38,000	45,000	20,000	39,000	2,788	11,100	6,300	2,550	3,750
Tunis	169,880	17,600	2,000	50,802	5,527	850
Morocco (a)	733,600	564,700	476,900	1,88,012	1,36,047	1,21,299
Morocco Spanish(b)	271,000	61,000	59,379	14,790
Morocco Tangier(b)	418,300	638,088	98,004	1,36,013
Spanish West Africa	31,900	3,000	24,147	802
French West Africa (in- cluding French Mandated Territories of Togoland and Cameroon)	319,600	505,200	473,550	946,050	2,190,650	1,12,337	1,62,479	1,27,438	2,39,802	5,44,156
Belgian Congo (including Ruanda Urundi)	50,000	17,000
Portuguese West Africa	1,276,350	1,098,978	1,670,700	1,587,324	2,457,450	4,48,807	3,63,907	4,79,361	4,08,040	6,20,097
Portuguese East Africa	12,389,315	12,352,892	11,928,399	11,711,323	14,205,401	37,15,444	32,97,318	28,31,244	24,66,778	30,52,788
Madagascar and Kerguelon Réunion	1,336,300	1,051,600	1,330,849	2,001,521	9,06,600	3,92,789	2,59,049	3,03,708	4,47,489	1,97,273
Italian East Africa (Somal- land and Eritrea)	155,000	148,200	182,000	311,400	232,700	47,793	37,278	48,120	73,655	62,047
French Somaliland	207,000	200,200	393,200	333,200	263,600	66,740	46,289	98,783	67,294	55,631
United States of America— Via Atlantic Coast	1,928,700	1,114,000	1,173,000	890,000	334,800	5,57,460	2,65,510	2,93,035	1,44,342	70,855
" Pacific "	8,656,600	7,294,900	11,597,000	7,243,334	11,586,500	19,83,191	10,84,818	21,58,475	10,50,770	16,83,811

(a) Discontinued from 1933-34.

(b) Separately specified from 1933-34.

GENERAL EXPORTS

(696)

INDIAN MERCHANDISE

No. 11—continued

ARTICLES AND COUNTRIES OF FINAL DESTINATION; ALSO SHARE OF EACH PROVINCE	QUANTITY					VALUE				
	1930-31	1931-32	1932-33	1933-34	1934-35	1930-31	1931-32	1932-33	1933-34	1934-35
Textiles—continued										
Jute—continued										
MANUFACTURES—continued										
<i>Total gunny bags (III. Q)—concluded</i>	No.	No.	No.	No.	No.					
Cuba	24,299,452	15,477,900	12,899,400	13,132,218	19,310,400	1,00,56,817	52,54,421	44,20,530	38,12,820	57,1
Haiti and St. Domingo	1,936,700	1,824,700	2,051,400	2,530,600	2,391,000	6,78,980	5,55,302	6,61,110	6,70,635	6,7
Porto Rico	5,946,800	6,063,000	4,844,200	3,361,600	5,845,600	20,86,197	18,24,438	14,67,180	8,01,410	15,2
French West Indies (Guadeloupe and Martinique)	11,100	..	20,400	3,145	..	5,856
Mexico	120,500	30,000	50,300	70,000	96,300	44,579	7,540	15,692	16,076	2
Guatemala	45,650	150,230	78,077	42,800	65,809	14,064	45,037	19,062	10,131	2
Honduras (not British)	20,000	3,000	10,000
San Salvador	129,800	170,300	158,400	3,000	3,000	52,004	52,081	49,938	840	1,0
Nicaragua	198,648	275,425	159,155	822,494	418,228	72,098	80,670	45,200	82,008	1,0
Costa Rica	161,000	198,950	230,950	421,700	1,235,300	47,289	51,326	78,522	96,246	4,7
Colombia	110,500	2,000	260,000	101,005	171,050	36,825	560	56,869	30,231	4,1
Panama (including Panama Canal Zone)	68,000	88,000	126,000	138,000	132,000	18,140	50,080	43,410	37,304	2
Venezuela	10,000	80,000	90,800	3,500	13,000	2,5
Dutch Guiana	90,600	203,100	170,100	84,800	144,900	26,227	54,654	43,178	19,142	3,5
Paraguay	..	85,000	875,000	1,080,000	1,285,000	..	4,900	1,16,391	1,40,788	1,0
Uruguay	40,000	6,225	..
Argentine Republic (including the Atlantic Coast of Patagonia)	1,494,000	3,012,021	3,390,950	8,793,400	2,914,800	4,91,174	9,79,167	11,21,388	15,35,938	8,9
Chile (including the Pacific coast of Patagonia)	18,709,872	2,188,760	4,400,500	12,271,249	4,083,268	44,62,622	4,90,800	11,08,204	25,01,180	8,6
Peru	5,876,412	4,613,200	5,398,302	6,824,503	7,488,000	18,60,236	13,31,340	17,61,037	16,59,056	18,6
Ecuador	32,100	94,000	..	29,000	18,000	11,002	14,413	..	4,798	3,1
Bolivia	65,000	5,000	45,000	87,500	68,221	13,577	1,150	7,419	13,695	1,4
Hawaii	16,858,600	20,873,550	13,141,550	17,113,400	18,871,000	34,08,984	28,79,095	23,99,316	23,04,139	26,6
Other Islands in the Pacific	10,200	33,350	10,500	51,534	461,256	2,958	11,503	3,216	12,068	1,0
Other Foreign Countries	13,208	13,932	11,780	13,130	6,800	4,990	4,273	3,361	3,783	1,5
TOTAL FOREIGN COUNTRIES	221,218,693	185,622,169	179,426,251	188,620,645	232,425,990	7,14,29,541	5,00,69,132	4,55,78,500	4,27,60,029	5,35,11,7
Share of Bengal	423,382,091	387,854,629	414,360,740	401,094,447	422,289,129	14,68,83,415	10,91,12,974	11,13,36,514	9,70,71,588	10,21,01,4
" Bombay	658,155	513,653	612,064	388,113	489,973	2,68,335	3,25,975	1,96,651	1,39,080	1,7
" Sind	64,715	153,047	179,950	166,011	182,400	24,028	46,353	46,662	40,788	8,1
" Madras	9,184	9,129	19,463	2,366	4,664	3,699	1,490	2,329	641	1,1
" Burma	1,600	1,300	14,050	3,365	3,300	560	640	2,326	432	1,1
TOTAL { No. —Tons	484,045,615 -416,695	388,532,263 -377,143	415,085,366 -393,202	401,644,327 -381,171	422,949,306 -395,772	14,61,70,037	10,93,87,632	11,15,74,991	9,72,42,529	10,25,21,4
Sacking gunny cloth (III. Q)—	Yards	Yards	Yards	Yards	Yards					
United Kingdom (including Channel Islands)	2,613,507	3,238,389	3,215,975	4,104,119	4,290,375	4,76,021	4,67,790	4,44,483	5,06,888	5,39,7
Hongkong	47,000	36,000	36,000	16,000	10,000	6,827	4,930	5,010	3,360	1,0
Union of South Africa	38,000	35,000	6,315	5,0
Mauritius and Dependencies	..	39,000	40,000	42,000	20,000	..	6,880	8,000	4,980	2,4
Canada—										
Via Atlantic Coast	30,000	120,038	10,000	145,349	258,000	4,650	19,255	1,500	20,050	33,2
" Pacific "	32,500	477,144	889,500	21,500	45,000	10,206	89,302	75,766	4,802	9,6
Commonwealth of Australia	3,064,567	2,528,430	4,531,640	1,788,800	2,057,218	5,44,731	3,77,010	5,69,407	2,20,017	2,50,0
New Zealand	119,616	56,360	83,406	209,200	139,206	22,934	9,026	14,723	82,064	19,3
Other British Possessions	192	5,000	25,000	10,500	28,634	168	560	2,950	1,040	5,4
TOTAL BRITISH EMPIRE	5,907,382	6,495,361	8,331,527	6,870,468	6,893,933	10,65,637	9,77,648	11,21,860	8,00,304	8,71,3

No. 11—continued

ARTICLES, AND COUNTRIES OF FINAL DESTINATION; ALSO SHARE OF EACH PROVINCE	QUANTITY					VALUE				
	1930-31	1931-32	1932-33	1933-34	1934-35	1930-31	1931-32	1932-33	1933-34	1934-35
Textiles—continued										
Jute—continued										
MANUFACTURES—continued						R	R	R	R	R
Sacking gunny cloth (III. Q)—continued	Yards	Yards	Yards	Yards	Yards					
Norway	4,022,700	5,331,960	2,842,400	6,990,550	5,165,000	10,40,511	11,56,840	5,19,037	12,83,006	8,56,360
Greece (including Crete)	150,000	18,562
Turkey, European	4,000	10,000	28,000	182,005	2,184,200	1,400	1,200	2,900	23,591	2,45,463
Turkey, Asiatic	108,600	48,600	1,519,200	14,968	3,382	1,73,708
Sumatra	214,000	297,000	148,000	29,630	35,543	16,551
Java	277,000	213,000	13,300	25,500	15,000	35,321	28,307	8,900	3,250	1,200
Celebes and other Islands	80,000	40,000	65,000	170,000	75,000	11,700	4,550	7,800	15,928	8,700
Philippines	125,000	100,000	70,000	117,000	254,130	25,375	15,031	10,574	16,515	37,572
Egypt	2,001,000	4,540,000	4,162,000	6,568,000	5,513,000	3,03,509	6,11,723	5,65,285	7,43,620	6,55,333
Portuguese East Africa	122,500	91,200	301,400	20,450	18,980	55,880
United States of America— Via Atlantic Coast	12,057,682	535,575	1,450,107	1,211,500	1,121,800	22,62,145	1,00,422	2,31,027	1,74,318	1,53,747
.. Pacific	2,215,933	924,000	1,108,849	2,597,904	1,905,300	4,36,210	1,48,128	1,82,457	4,29,920	3,10,381
Venezuela	70,000	120,000	55,000	120,000	00,000	10,250	15,850	6,700	12,661	6,069
Argentine Republic (includ- ing the Atlantic Coast of Patagonia)	4,036,000	5,640,188	5,939,000	9,004,685	6,890,000	6,01,910	7,08,091	9,50,731	9,35,255	7,53,335
Chile (including the Pacific Coast of Patagonia)	164,117	75,016	125,733	134,143	..	33,722	18,703	22,152	20,544	..
Ecuador	1,180,000	867,000	799,000	1,151,247	982,000	1,33,443	1,19,877	88,123	1,30,577	1,13,721
Other Foreign Countries	27,000	..	39,000	47,000	49,000	4,164	..	5,060	6,521	4,500
TOTAL FOREIGN COUNTRIES	25,473,432	18,843,729	17,026,840	28,463,424	26,035,000	49,37,309	29,78,856	26,54,410	33,19,313	33,76,550
Share of Bengal { Yards =Tons	32,380,814 =20,923	25,339,090 =12,700	25,357,897 =12,644	34,833,892 =17,911	32,900,719 =16,466	60,53,346	39,56,499	37,76,279	46,20,177	42,45,391
" Bombay { Yards =Tons	18,304 =6	2,540
TOTAL { Yards =Tons	32,380,814 =20,923	25,339,090 =12,700	25,357,897 =12,644	34,833,892 =17,911	32,919,023 =16,461	60,53,346	39,56,499	37,76,279	46,20,177	42,47,931
Hessian gunny cloth (III. Q)—	Yards	Yards	Yards	Yards	Yards					
United Kingdom (includ- ing Channel Islands)	27,578,750	58,926,740	54,274,572	47,516,200	45,077,611	54,58,568	65,65,100	58,55,686	52,21,033	47,95,778
Irish Free State (a)	60,000	595,000	6,800	63,950
Palestine	12,000	24,000	83,000	1,275	2,700	10,325
Aden and Dependencies	63,500	109,000	78,000	125,500	93,500	9,144	11,874	11,352	21,617	12,742
Bahrain Islands	50,000	5,000	10,000	1,250	..
Ceylon (excluding Maldives)	2,999,000	2,865,280	2,316,242	2,552,866	2,258,705	3,37,302	3,77,438	2,75,035	3,35,775	2,93,180
Straits Settlements	1,259,165	1,023,199	2,976,521	1,839,501	2,795,729	1,69,354	1,37,760	3,11,733	2,33,727	3,26,494
Federated Malay States	6,000	81,000	140,000	400,000	274,000	870	9,412	15,444	49,241	33,859
Hongkong	1,408,600	1,331,000	468,000	1,500,000	621,000	3,07,585	2,06,001	66,443	2,57,059	70,534
Union of South Africa	5,651,116	4,425,500	4,504,170	6,341,350	6,894,250	10,48,081	7,46,613	6,88,143	8,59,613	9,05,177
Zanzibar and Pemba	51,000	34,000	124,000	109,000	168,000	11,037	7,950	24,600	20,725	25,382
Kenya Colony	702,416	1,104,600	1,462,710	1,335,368	1,670,560	94,795	1,34,880	1,70,675	2,30,474	1,05,841
Tanganyika Territory	300,000	161,000	115,000	311,000	417,000	43,871	18,595	11,912	40,859	49,521
Anglo-Egyptian Sudan	62,525	150,000	34,000	50,000	3,000	10,149	20,000	4,990	8,078	525
Canada— Via Atlantic Coast	69,846,015	56,964,991	58,696,529	74,797,400	61,531,000	85,67,911	57,83,744	52,03,300	81,33,750	63,54,517
.. Pacific	4,856,000	5,730,000	6,376,000	5,130,568	6,612,000	4,90,390	5,86,254	6,22,732	5,64,803	6,41,089
Commonwealth of Aus- tralia	15,265,650	17,329,664	20,276,858	18,105,620	22,068,193	27,00,842	23,86,531	30,57,435	27,07,123	31,62,823
New Zealand	3,201,666	2,929,061	2,842,704	4,218,015	4,176,835	5,33,013	3,98,923	4,02,729	5,87,575	5,76,261
Other British Possessions	55,000	14,000	55,334	31,000	73,482	7,400	2,040	6,690	6,052	8,437
TOTAL BRITISH EMPIRE	141,530,402	154,220,035	154,513,655	165,002,396	155,412,825	1,97,91,302	1,74,36,920	1,73,38,674	1,92,89,299	1,75,31,435
Union of Socialist Soviet Republic—										
Southern	450,000	45,000
Sweden	60,000	5,400	..
Norway	1,762,500	1,207,500	595,000	1,345,000	222,000	2,62,214	1,17,031	59,803	1,65,900	21,217
Denmark	749,000	1,019,500	540,000	60,000	..	1,12,345	1,58,236	81,453	3,328	..
Germany	2,335,500	1,673,000	776,000	296,000	14,000	2,38,802	1,59,515	84,038	32,516	1,795
Netherlands	586,500	186,000	50,000	75,503	14,277	4,710

(a) Separately shown from 1933-34.

GENERAL EXPORTS

(698)

INDIAN MERCHANDISE

No. 11—continued

ARTICLES, AND COUNTRIES OF FINAL DESTINATION ALSO SHARE OF EACH PROVINCE	QUANTITY					VALUE				
	1930-31	1931-32	1932-33	1933-34	1934-35	1930-31	1931-32	1932-33	1933-34	1934-35
Textiles—continued										
Jute—continued										
MANUFACTURES—continued										
<i>Hessian gunny cloth</i> (III. Q)—continued	Yards	Yards	Yards	Yards	Yards	R	R	R	R	R
Roumania	20,000	200,000	2,000	19,143
Greece (including Crete)	2,010,800	3,196,500	1,680,000	1,244,200	1,500,030	2,66,067	3,39,121	1,74,035	1,38,362	1,27,120
Turkey, European	1,830,000	2,700,000	2,862,000	1,834,000	4,654,000	2,07,964	2,71,111	2,76,507	1,83,731	4,56,000
Turkey, Asiatic	468,000	424,000	813,000	1,490,000	1,479,780	65,000	46,844	97,601	1,57,654	1,58,000
Iraq	703,370	1,016,160	718,582	473,500	888,402	94,675	1,39,886	1,02,516	72,824	1,12,000
Iran	238,710	1,203,796	1,102,700	644,908	1,106,170	51,134	2,39,336	2,06,378	1,23,729	1,73,000
Henjam Island	115,000	24,062
Sumatra	164,000	167,000	247,989	229,340	150,000	20,172	10,590	27,679	29,397	14,000
Java	760,093	49,663	612,599	761,900	535,000	1,05,982	93,231	75,182	85,132	67,000
Slam	3,000	11,000	95,000	390,000	..	185	1,330	11,825	44,000
French Indo-China	352,000	105,000	63,000	329,000	263,000	40,604	11,925	6,705	35,248	23,000
Philippines	15,715,000	16,077,000	20,862,000	17,702,600	13,411,000	28,19,778	24,44,612	33,21,797	27,50,984	18,54,000
Formosa	80,000	..	4,000	18,400	..	400
China (exclusive of Hong-kong and Macao)	3,507,000	3,962,000	3,716,400	1,517,000	1,187,000	5,29,692	4,44,545	4,02,854	1,76,111	1,27,000
Japan	135,000	105,000	382,000	20,000	1,090,000	14,400	10,337	41,997	2,400	1,85,000
Egypt	1,780,000	2,320,000	2,416,500	4,767,059	4,105,000	2,21,874	2,71,482	2,57,555	5,08,880	6,55,000
Portuguese West Africa	10,000	5,000	63,000	85,000	5,000	1,375	650	6,590	8,200	..
Portuguese East Africa	914,000	985,150	1,347,000	1,076,775	1,722,100	1,33,492	1,13,827	1,63,364	1,48,329	2,25,000
Madagascar and Kerguelon	115,000	15,300
French Somaliland	35,550	30,500	6,000	8,000	16,000	6,140	3,699	512	740	2,000
United States of America—										
<i>Vld Atlantic Coast</i>	730,681,089	610,947,847	465,091,534	541,885,879	511,464,841	8,91,11,618	5,74,57,585	4,30,14,958	5,48,35,299	4,92,04,000
" Pacific "	108,843,673	79,960,843	81,105,378	101,537,554	94,584,686	1,47,57,376	79,50,771	76,05,253	1,04,46,916	96,05,000
Cuba	1,188,395	562,033	230,000	80,000	78,215	1,22,398	57,173	21,087	9,262	11,000
Porto Rico	50,000	160,000	..	30,000	100,000	6,687	15,125	..	3,000	10,000
Mexico	50,000	120,000	12,500	12,100
Colombia	16,000	30,000	70,000	90,000	172,000	1,430	2,837	5,744	8,312	15,000
Panama (including Panama Canal Zone)	1,050,000	35,000
Brazil	160,000	16,800
Paraguay	150,000	185,000	175,000	180,000	60,000	18,774	19,231	18,637	19,175	7,000
Uruguay	14,079,549	10,369,181	9,634,661	10,211,000	7,842,000	21,77,060	11,21,184	10,02,684	11,61,290	8,42,000
Argentine Republic (including the Atlantic Coast of Patagonia)	264,560,000	99,268,000	231,573,000	160,577,048	222,314,600	3,09,62,006	1,12,30,065	2,37,64,052	1,83,57,837	2,37,42,500
Chile (including the Pacific Coast of Patagonia)	826,000	271,000	777,000	536,000	508,000	89,200	39,624	66,540	49,079	55,000
Peru	1,466,000	1,724,000	2,142,000	3,012,000	3,926,000	1,49,434	1,64,622	1,90,108	2,90,145	3,63,140
Ecuador	277,000	622,000	110,000	470,000	259,000	60,991	86,469	12,599	69,668	34,000
Bolivia	76,000	..	6,000	10,000	..	8,512	..	1,020	1,125	..
Hawaii	24,000	6,000	1,000	18,000	6,500	16,564	934	137	2,768	1,000
Other Foreign Countries	81,000	10,225	680,000	68,534	147,400	7,867	12,100	8,804	8,366	6,500
Total * For Order * Cargoes(a).	—	—	—	—	800,000	—	—	—	—	80,000
TOTAL FOREIGN COUNTRIES	1,097,028,669	841,441,898	831,819,254	852,744,385	875,141,384	14,28,55,875	8,30,80,169	8,12,85,191	8,99,06,779	8,81,50,507
Share of Bengal										
" Bombay	339,710	1,323,621	1,391,892	868,022	891,692	88,082	2,86,775	2,81,863	1,73,059	1,67,991
" Sind	11,700	500	2,200	1,000	42,070	3,500	200	450	250	9,891
" Madras	36,000	49,000	35,000	226,000	68,000	17,228	3,742	4,700	29,981	11,669
TOTAL { Yards { = Tons	1,238,619,06	995,730,933	986,332,900	1,017,747,271	1,030,554,209	16,26,17,677	10,05,17,080	9,86,23,885	10,01,06,078	10,56,81,708

(a) Specified separately from 1934-35 and subject to subsequent adjustment.

No. 11—continued

ARTICLES, AND COUNTRIES OF FINAL DESTINATION ; ALSO SHARE OF EACH PROVINCE	QUANTITY					VALUE				
	1930-31	1931-32	1932-33	1933-34	1934-35	1930-31	1931-32	1932-33	1933-34	1934-35
Textiles—continued						₹	₹	₹	₹	₹
Jute—continued]										
MANUFACTURES—continued										
Total Gunny cloth (III. Q)—	Yards	Yards	Yards	Yards	Yards					
United Kingdom (including Channel Islands)	40,187,257	62,175,129	57,490,547	51,620,319	40,368,486	59,34,589	70,32,890	68,00,169	57,28,824	53,35,544
Irish Free State (a)	—	—	—	60,000	5,95,000	—	—	—	6,800	63,950
Palestine	12,000	2,400	83,000	1,275	2,700	10,325
Aden and Dependencies	63,600	109,000	78,000	125,500	93,500	9,144	11,874	11,363	21,617	12,742
Bahrel Islands	50,000	5,000	10,000	1,250	..
Ceylon (excluding Maldives)	2,959,000	2,865,280	2,316,262	2,553,366	2,263,835	3,37,392	3,77,438	2,75,035	3,36,865	2,99,123
Straits Settlements	1,239,357	1,623,199	2,691,521	1,839,501	2,799,720	1,70,022	1,87,760	3,13,533	2,33,727	3,26,069
Federated Malay States	6,000	81,000	140,000	400,000	274,000	870	9,412	15,444	49,241	33,859
Hongkong	1,455,600	1,867,000	504,000	1,516,000	631,000	3,14,512	2,10,031	71,453	2,00,419	71,534
Union of South Africa	5,651,116	4,415,500	4,504,170	6,374,850	6,920,250	10,48,081	7,44,318	6,86,143	8,65,028	9,11,152
Zanzibar and Pemba	51,000	84,000	124,000	109,000	168,000	11,087	7,950	24,600	20,725	25,382
Kenya Colony	702,416	1,109,600	1,492,710	1,895,366	1,890,054	94,795	1,35,230	1,72,025	2,31,424	1,97,873
Tanganyika Territory	300,000	161,000	115,000	311,000	417,000	43,871	18,695	11,912	40,850	49,521
Nyasaland Protectorate	..	10,000	1,500
Anglo-Egyptian Sudan	62,525	150,000	34,000	50,000	3,000	10,149	20,000	4,990	8,078	525
Mauritius and Dependencies	11,000	39,000	62,000	49,000	20,432	2,550	8,880	10,735	5,922	2,772
Canada—										
Via Atlantic Coast	68,675,015	57,085,029	58,706,529	74,942,749	61,780,000	85,72,561	58,02,099	58,05,100	81,58,800	63,87,789
„ Pacific „	4,388,500	6,207,144	6,765,500	5,152,068	6,657,000	5,60,496	6,75,556	6,98,528	5,69,605	6,50,747
Commonwealth of Australia	18,233,217	19,853,094	24,808,499	19,804,420	24,125,381	32,45,573	27,64,411	36,26,842	29,27,140	34,18,006
New Zealand	3,321,281	2,985,421	2,926,110	4,427,215	4,816,041	5,56,347	4,02,949	4,17,452	6,20,539	5,05,792
Other British Possessions	44,000	34,000	24,334	45,600	73,050	4,850	1,840	3,955	5,110	3,302
TOTAL BRITISH EMPIRE	147,487,784	160,784,396	162,245,182	171,373,354	162,296,758	2,08,67,339	1,84,14,563	1,84,60,548	2,00,89,663	1,84,02,807
Union Socialist Soviet Republic—										
Southern	450,000	45,000
Sweden	60,000	5,400	..
Norway	5,785,200	6,539,450	3,437,400	8,344,550	5,387,000	12,92,725	12,73,880	5,79,440	14,40,806	8,77,567
Denmark	749,000	1,019,500	540,000	50,000	..	1,12,845	1,58,236	81,453	8,328	..
Germany	2,535,500	1,673,000	778,000	298,000	14,000	2,88,802	1,59,515	84,398	32,816	1,795
Netherlands	586,500	136,000	50,000	2,000	..	75,503	14,277	4,700	221	..
Romania	..	20,000	200,000	2,000	19,143
Greece (including Crete)	2,010,800	3,346,500	1,680,000	1,244,200	1,599,630	2,66,067	3,57,083	1,74,985	1,38,362	1,79,782
Turkey, European	1,831,000	2,710,000	2,885,000	2,016,005	6,838,200	2,09,364	2,72,311	2,79,497	2,07,322	7,00,513
Turkey Asiatic	466,000	424,000	916,000	1,542,600	2,998,980	65,090	46,844	1,12,569	1,01,036	3,26,176
Iraq	793,300	1,016,160	718,592	473,500	883,462	94,575	1,39,885	1,02,516	72,824	1,12,418
Iran	238,710	1,203,796	1,192,700	644,996	1,110,170	51,134	2,39,336	2,06,378	123,729	1,78,691
Honjam Island	115,000	24,062
Sumatra	378,000	464,000	395,989	229,340	150,000	49,892	55,133	44,130	29,397	18,012
Java	1,037,993	982,663	655,500	787,400	550,000	1,40,413	1,19,538	79,982	88,382	68,401
Borneo (Dutch)	..	6,000	30,000	38,800	144,400	..	450	2,360	7,300	6,180
Celobes and other Islands	90,000	40,000	66,000	170,000	75,000	12,762	4,550	7,000	15,923	8,700
Siam	26,000	2,000	11,600	95,000	390,000	4,064	185	1,330	11,525	44,650
French Indo-China	353,000	105,000	63,000	320,000	263,000	40,664	11,925	6,795	35,248	28,320
Philippines	15,840,000	16,177,000	20,932,000	17,819,600	13,685,130	28,45,653	24,59,643	33,32,371	27,67,499	18,92,210
Formosa	80,000	..	4,900	18,400	..	400
China (exclusive of Hongkong and Macao)	3,507,000	3,962,000	3,716,400	1,537,000	1,137,000	5,29,692	4,44,545	4,02,854	1,77,711	1,27,404
Japan	185,000	105,000	332,000	20,000	1,090,000	19,400	10,387	41,997	2,400	1,25,591
Egypt	3,781,000	6,860,000	6,568,500	11,335,059	9,618,000	5,24,383	3,83,220	3,22,840	12,50,450	12,20,573
Portuguese West Africa	10,000	5,000	63,000	85,000	5,000	1,375	650	6,590	8,200	500
Portuguese East Africa	914,000	985,150	1,469,500	1,167,975	2,023,500	1,33,492	1,13,827	1,94,814	1,67,259	1,28,954
Madagascar and Kerguelon	115,000	15,300
French Somaliland	35,550	30,500	6,000	8,000	16,000	6,140	3,699	512	740	2,140

(a) Separately shown from 1933-34.

GENERAL EXPORTS

(700)

INDIAN MERCHANDISE

No. 11—continued

ARTICLES AND COUNTRIES OF FINAL DESTINATION; ALSO SHARE OF EACH PROVINCE	QUANTITY					VALUE				
	1930-31	1931-32	1932-33	1933-34	1934-35	1930-31	1931-32	1932-33	1933-34	1934-35
Textiles—continued						R	R	R	R	R
Jute—continued										
MANUFACTURES—continued										
Total Gunny cloth (III. Q)—continued	Yards	Yards	Yards	Yards	Yards					
United States of America—										
Via Atlantic Coast	742,738,771	611,483,422	460,541,641	543,097,379	612,680,041	9,13,73,658	5,75,68,007	4,32,45,085	5,50,09,017	4,93,58,000
" Pacific " "	111,059,600	80,884,843	82,274,227	104,135,548	96,400,046	1,51,03,586	80,02,890	77,87,710	1,08,76,888	99,13,700
Cuba	1,188,395	562,033	230,000	60,000	78,215	1,22,308	57,178	21,087	9,262	11,000
Porto Rico	50,000	160,000	..	30,000	100,000	6,687	15,125	..	3,000	10,000
Mexico	50,000	120,000	12,500	12,100
Colombia	16,000	30,000	70,000	90,000	172,000	1,430	2,837	5,744	8,312	15,000
Panama (including Panama Canal Zone)	1,050,000	85,000
Venezuela	70,000	120,000	55,000	120,000	60,000	10,250	15,850	6,700	13,561	6,000
Brazil	160,000	16,800
Paraguay	150,000	185,000	175,000	180,000	60,000	18,774	19,231	18,837	19,175	7,000
Uruguay	14,079,549	10,369,181	9,034,661	10,211,000	7,842,000	21,77,060	11,21,184	10,02,594	11,61,290	8,47,000
Argentine Republic (including the Atlantic Coast of Patagonia)	208,505,000	104,908,188	237,512,000	169,581,733	229,204,600	3,15,63,925	1,19,47,156	2,47,14,723	1,92,93,092	2,45,00,000
Chile (including the Pacific Coast of Patagonia)	990,117	346,016	902,788	670,143	598,000	1,27,922	56,332	88,701	70,523	54,000
Peru	1,468,000	1,724,000	2,169,000	3,012,000	3,926,000	1,49,434	1,64,022	1,93,906	2,90,145	3,63,111
Ecuador	1,457,900	1,489,000	819,096	1,621,247	1,241,000	2,37,434	2,06,346	1,00,727	2,00,245	1,43,300
Bolivia	76,000	..	6,000	10,000	..	8,512	..	1,000	1,123	..
Hawaii	84,000	6,000	1,000	18,000	6,500	16,564	934	137	2,763	1,011
Other Foreign Countries	71,000	105,225	79,000	74,734	48,000	6,805	12,160	8,704	5,766	6,710
Total * For orders' cargoes(a)	—	—	—	—	870,000	—	—	—	—	80,000
TOTAL FOREIGN COUNTRIES	1,123,512,091	860,285,627	848,845,594	881,207,809	901,176,474	14,78,43,684	8,60,59,025	8,39,30,601	9,37,26,592	9,15,36,329
Share of Bengal	1,270,513,465	1,019,697,002	1,010,163,684	1,051,486,141	1,062,452,660	16,85,92,213	10,41,77,371	10,21,13,111	11,36,12,966	10,97,37,331
" <i>Bombay</i>	389,710	1,323,531	1,394,892	868,022	909,996	88,082	2,86,775	2,31,553	1,73,059	1,70,441
" <i>Sind</i>	11,700	500	2,200	1,000	42,670	2,500	100	650	250	2,811
" <i>Madras</i>	85,000	49,000	35,000	226,000	68,000	17,328	3,742	4,700	29,981	11,000
TOTAL { Yards. 1,270,999,875 1,021,070,023 1,011,699,776 1,052,581,163 1,063,473,232						16,87,01,023	10,44,73,538	10,24,00,144	11,38,16,255	10,99,79,631
{ —Tons. —337,293 —266,897 —239,753 —280,886 —280,606										
Rope and twine (III. Q)—										
United Kingdom (including Channel Islands)	Cwts. 123	Cwts. 591	Cwts. 120	Cwts. 271	Cwts. 110	6,929	8,850	1,960	11,009	2,963
Aden and Dependencies	755	516	586	1,060	444	12,690	6,354	5,902	10,069	4,933
Ceylon (excluding Maldives)	4,498	3,016	2,746	3,780	2,981	91,632	48,300	33,083	41,050	32,036
Straits Settlements	32,503	32,721	25,299	37,936	39,034	5,71,501	4,29,602	2,84,298	3,77,215	4,01,848
Hongkong	5,963	15,358	3,932	9,757	9,281	1,03,029	2,54,023	72,370	1,12,175	1,15,767
Union of South Africa	4,285	2,742	3,091	5,310	4,640	94,719	51,538	43,723	57,854	63,882
Zanzibar and Pemba	220	291	219	230	309	5,598	5,850	3,787	4,164	5,316
Kenya Colony	2,547	1,403	1,841	2,618	2,043	55,512	27,042	26,044	23,268	21,971
Tanganyika Territory	177	244	133	227	378	4,855	4,857	2,892	3,840	4,965
Mauritius and Dependencies	602	590	355	99	702	13,550	7,751	4,924	1,107	7,611
British Guiana	194	146	183	208	33	6,855	3,147	4,000	5,317	530
Commonwealth of Australia	148	172	181	278	608	4,065	3,707	4,006	4,705	19,084
Other British Possessions	235	435	469	457	338	9,203	7,187	7,244	8,330	5,398
TOTAL BRITISH EMPIRE	52,301	58,314	39,155	62,321	60,896	9,80,120	8,58,808	4,94,133	6,65,840	6,84,869
Muscat Territory and Trucial Oman	142	212	154	148	120	4,102	5,790	3,924	2,761	2,321
Other Native States in Arabia	285	91	138	114	168	6,034	2,826	3,486	2,625	3,161
Iraq	1,639	944	985	487	1,655	27,008	12,097	12,807	6,595	26,011

(a) Specified separately from 1934-35 and subject to subsequent adjustment.

No. II—continued

ARTICLES, AND COUNTRIES OF FINAL DESTINATION; ALSO SHARE OF EACH PROVINCE	QUANTITY					VALUE				
	1930-31	1931-32	1932-33	1933-34	1934-35	1930-31	1931-32	1932-33	1933-34	1934-35
Textiles—continued						R	R	R	R	R
Jute—continued										
MANUFACTURES—continued										
Rops and spines (III. Q)— continued	Cwts.	Cwts.	Cwts.	Cwts.	Cwts.					
Iron	322	520	265	375	517	9,304	12,716	6,718	7,327	13,051
Sumatra	6,058	8,509	2,879	1,076	2,301	1,03,592	43,880	37,085	31,972	25,089
Java	15,619	14,123	8,829	9,356	7,949	2,55,562	2,02,149	1,07,269	95,944	63,052
Celebes and other Islands	1,472	505	905	1,240	1,308	24,495	7,605	12,657	13,169	15,111
Siam	110	..	332	367	6,599	1,950	..	3,970	8,850	73,000
French Indo-China	3,108	2,059	1,379	1,547	1,137	56,202	32,489	21,270	16,275	12,033
Philippines	29	308	630	510	5,020	4,775
China (exclusive of Hong- kong and Macao)	1,939	5,163	4,390	5,034	5,312	42,374	79,632	61,323	63,198	60,293
Japan	1,052	656	3,273	3,657	1,514	16,913	9,074	53,700	45,691	18,842
Portuguese East Africa	2,703	2,497	2,973	2,272	2,344	53,605	41,744	41,000	31,399	37,733
United States of America— Via Atlantic Coast	330	17	2,580	402	406	5,650	1,920	18,324	2,324	2,780
Uruguay	357	223	..	268	335	9,000	3,594	..	3,013	3,767
Argentine Republic (includ- ing the Atlantic Coast of Patagonia)	447	112	223	3,431	1,500	2,435
Peru	995	1,143	1,344	2,089	1,034	21,777	17,360	18,343	23,472	20,244
Other Foreign Countries	467	444	509	511	1,425	3,915	13,133	3,465	5,334	13,921
TOTAL FOREIGN COUNTRIES	37,025	32,615	31,623	30,143	35,472	6,66,423	4,97,924	4,17,335	3,66,846	4,19,903
Share of Bengal	36,934	39,004	69,394	50,091	94,215	13,73,520	13,09,731	3,79,336	9,93,094	10,57,013
Bombay	2,342	1,713	1,308	1,667	1,943	64,279	42,133	30,500	33,016	44,636
Sind	23	164	57	74	99	2,675	3,413	1,002	1,207	1,777
Madras	23	8	13	20	93	931	130	293	195	1,326
Burma	5	35	11	12	3	159	1,235	197	133	116
TOTAL	39,320	90,929	70,733	92,464	96,368	10,40,555	13,56,732	9,11,468	10,32,695	11,04,772
Other kinds (III. Q)—	Cwts.	Cwts.	Cwts.	Cwts.	Cwts.					
United Kingdom (including Channel Islands)	2,136	3,639	6,391	9,099	8,672	1,23,470	2,17,091	4,25,236	4,52,831	3,30,573
Ceylon (excluding Maldives)	437	315	233	180	15	7,491	4,407	3,570	1,853	215
Union of South Africa	223	161	134	200	643	12,702	7,335	6,011	3,724	10,653
Canada— Via Atlantic Coast	32	..	262	15	335	2,925	..	7,377	540	8,475
Commonwealth of Australia	363	535	1,140	1,199	9,007	11,307	21,093	65,900	59,230	1,85,333
New Zealand	39	104	304	236	522	1,104	3,090	14,417	10,759	18,379
Other British Possessions	33	100	73	12	239	3,005	2,640	3,431	605	4,191
TOTAL BRITISH EMPIRE	3,426	4,961	9,042	11,001	20,333	1,65,094	2,60,671	5,26,472	5,35,642	5,64,374
China (exclusive of Hong- kong and Macao)	10	30	110	351	254	365	1,459	2,765	6,735	3,934
United States of America— Via Atlantic Coast	90,572	217,220	70,953	43,633	339	9,63,733	25,91,195	6,73,931	4,33,647	13,130
Pacific	4,172	699	9,063	21,174	66	61,410	31,760	1,09,573	1,31,433	2,350
Other Foreign Countries	159	305	63	150	95	4,643	4,200	1,225	3,413	1,463
TOTAL FOREIGN COUNTRIES	94,913	218,234	80,199	65,322	1,214	10,35,166	26,23,614	7,92,540	6,35,238	25,772
Share of Bengal	97,725	222,350	33,999	75,719	14,936	11,32,603	23,33,353	13,16,375	11,51,201	5,07,003
Bombay	594	304	341	113	63	10,990	4,333	3,335	1,954	1,113
Sind	20	15	..	640	740	..
Madras	..	1	..	1	6,533	24	92	..	65	32,022
Burma	..	39	1	475	1,105	11	6,930	3
TOTAL	93,339	223,245	80,241	76,323	21,632	12,00,232	23,39,235	13,19,021	11,60,930	5,90,146

GENERAL EXPORTS

(702)

INDIAN MERCHANDISE

No. 11—continued

ARTICLES, AND COUNTRIES OF FINAL DESTINATION; ALSO SHARE OF EACH PROVINCE	QUANTITY					VALUE				
	1930-31	1931-32	1932-33	1933-34	1934-35	1930-31	1931-32	1932-33	1933-34	1934-35
						₹	₹	₹	₹	₹
Textiles—continued										
Jute—continued										
MANUFACTURES—continued										
<i>Total value of Jute man- ufactures (including Twist and Yarn)—</i>										
United Kingdom (including Channel Islands)	—	—	—	—	—	1,81,70,381	1,86,39,540	1,74,60,830	1,60,21,686	1,69,07,328
Irish Free State (a)	—	—	—	—	—	—	—	—	47,200	3,91,368
Cyprus	—	—	—	—	—	13,080	58,451	85,993	39,147	70,248
Palestine	—	—	—	—	—	18,900	91,081	28,309	25,048	44,238
Aden and Dependencies	—	—	—	—	—	62,559	1,16,259	66,147	62,167	47,448
Bahrain Islands	—	—	—	—	—	7,386	3,569	17,109	6,550	2,770
Ceylon (excluding Maldives)	—	—	—	—	—	8,80,915	8,47,008	3,88,904	5,82,337	3,70,378
Straits Settlements	—	—	—	—	—	48,71,544	52,80,656	45,01,222	41,69,696	19,83,000
Federated Malay States	—	—	—	—	—	2,160	9,962	18,544	50,950	40,148
British Borneo	—	—	—	—	—	3,800	5,910	4,500	—	—
Hongkong	—	—	—	—	—	60,90,224	79,42,809	65,69,679	47,66,337	28,43,416
Gambia	—	—	—	—	—	3,224	5,536	6,399	76,774	56,438
Sierra Leone	—	—	—	—	—	17,960	7,159	30,555	1,54,078	3,01,707
Gold Coast (including British Mandated Territory of Togoland)	—	—	—	—	—	6,19,658	4,95,538	6,92,565	3,80,692	2,76,110
Nigeria (including British Mandated Territory of Camaroons)	—	—	—	—	—	6,27,865	5,79,436	8,11,956	11,33,346	16,69,321
Protectorate of South-West Africa	—	—	—	—	—	7,887	—	—	—	—
Union of South Africa	—	—	—	—	—	92,33,830	69,88,720	64,80,144	55,58,995	75,75,321
Zanzibar and Pemba	—	—	—	—	—	1,65,072	1,07,960	1,08,559	85,151	75,121
Kenya Colony	—	—	—	—	—	18,70,436	11,04,361	17,26,764	14,25,407	13,01,800
Tanganyika Territory	—	—	—	—	—	2,28,158	1,07,700	1,10,628	2,00,492	2,84,121
Anglo-Egyptian Sudan	—	—	—	—	—	7,50,821	5,33,408	7,74,318	9,79,825	12,01,140
Haurilius and Dependencies	—	—	—	—	—	13,13,637	7,74,186	6,62,449	8,13,968	9,53,311
Seychelles	—	—	—	—	—	15,485	3,874	14,715	13,044	9,541
Canada— Vid Atlantic Coast	—	—	—	—	—	85,77,956	58,21,343	58,58,002	81,97,586	64,20,521
“ Pacific ”	—	—	—	—	—	6,82,838	7,66,518	9,58,537	6,81,626	9,99,941
British West India Islands (excluding Bahamas)	—	—	—	—	—	12,00,017	11,27,054	11,08,421	12,66,188	9,13,824
British Honduras	—	—	—	—	—	3,120	3,350	6,800	25,514	20,771
British Guiana	—	—	—	—	—	4,65,490	4,11,522	5,85,075	4,88,003	3,65,445
Commonwealth of Australia	—	—	—	—	—	3,57,83,946	2,43,59,000	3,32,65,921	2,43,18,280	1,99,29,776
Territory of Papua	—	—	—	—	—	1,12,193	1,88,440	3,07,037	2,10,793	2,34,441
New Zealand	—	—	—	—	—	50,12,952	24,91,973	28,63,365	34,77,326	36,87,201
Fiji Islands	—	—	—	—	—	2,850	55,960	71,155	60,641	72,341
Other British Possessions	—	—	—	—	—	2,451	7,480	6,835	1,103	22
TOTAL BRITISH EMPIRE	—	—	—	—	—	9,69,22,790	7,89,42,463	8,55,36,564	7,59,32,695	6,87,57,211
Union of Socialist Soviet Republic—										
Southern	—	—	—	—	—	13,576	17,588	95,472	2,59,922	3,16,224
Pacific Ports (in Asia)	—	—	—	—	—	3,10,700	30,18,520	15,28,666	—	—
Sweden	—	—	—	—	—	27,215	13,450	15,950	11,500	10,997
Norway	—	—	—	—	—	18,79,539	17,09,035	7,50,381	16,82,432	10,21,568
Denmark	—	—	—	—	—	4,08,240	2,44,776	1,02,833	42,270	—
Germany	—	—	—	—	—	9,41,296	6,49,005	9,18,119	4,55,059	2,25,121
Netherlands	—	—	—	—	—	8,88,885	2,96,217	3,80,244	3,54,341	2,59,550
Belgium	—	—	—	—	—	28,71,503	14,61,748	14,50,508	19,81,942	16,12,391
France	—	—	—	—	—	3,24,862	1,85,099	1,88,582	1,65,806	1,72,701
Spain	—	—	—	—	—	3,694	—	—	—	—
Italy (including Trieste)	—	—	—	—	—	27,612	33,150	20,433	26,212	—
Austria	—	—	—	—	—	—	—	7,000	—	—
Bulgaria	—	—	—	—	—	15,548	59,631	39,706	22,204	4,501

(a) Separately shown from 1933-34.

No. 11—continued

TITLES, AND COUNTRIES OF FINAL DESTINATION; ALSO SHARE OF EACH PROVINCE	QUANTITY					VALUE				
	1930-31	1931-32	1932-33	1933-34	1934-35	1930-31	1931-32	1932-33	1933-34	1934-35
						₹	₹	₹	₹	₹
Articles—continued										
Items—continued										
MANUFACTURES—continued										
Total value of jute manu- factures (including Twist and Yarn)—continued										
Roumania	—	—	—	—	—	1,55,546	1,51,464	1,59,881	1,72,105	1,22,988
Greece (including Crete)	—	—	—	—	—	14,78,369	15,39,208	5,16,088	5,14,236	8,14,188
Turkey, European	—	—	—	—	—	4,83,246	6,26,058	10,79,890	11,53,092	10,67,381
Turkey, Asiatic	—	—	—	—	—	6,84,458	6,63,315	13,59,090	13,20,756	7,92,361
Syria	—	—	—	—	—	28,202	87,196	17,892	15,300	21,823
Mesopotamian Territory and Trucial Oman	—	—	—	—	—	22,654	51,495	48,089	33,736	39,105
Other Native States in Arabia	—	—	—	—	—	11,024	2,962	4,180	6,291	4,740
Iraq	—	—	—	—	—	7,13,748	6,31,008	3,73,915	3,80,444	4,03,424
Iran	—	—	—	—	—	1,12,106	3,07,600	2,32,331	2,25,588	2,47,984
Honjam Island	—	—	—	—	—	..	570	24,022	..	150
Sumatra	—	—	—	—	—	3,50,879	2,16,420	2,39,178	2,10,602	2,36,368
Java	—	—	—	—	—	1,68,38,290	99,22,798	42,97,537	35,68,239	27,53,272
Borneo (Dutch)	—	—	—	—	—	66,154	19,175	1,21,820	1,36,991	1,06,051
Celebes and other Islands	—	—	—	—	—	6,63,380	3,10,603	3,82,170	6,58,239	6,02,201
Siam	—	—	—	—	—	14,23,964	18,50,456	31,53,351	30,88,950	99,30,074
French Indo-China	—	—	—	—	—	17,85,919	13,31,070	22,76,392	17,31,115	27,33,506
Philippines	—	—	—	—	—	41,05,269	34,82,465	45,85,618	40,09,905	27,53,239
Formosa	—	—	—	—	—	11,30,924	10,26,389	7,45,112	8,52,055	7,48,302
China (exclusive of Hong- kong and Macao)	—	—	—	—	—	10,04,073	10,19,010	5,73,429	3,84,103	4,69,007
Japan	—	—	—	—	—	17,50,275	12,87,984	24,33,839	14,10,672	43,00,358
Egypt	—	—	—	—	—	71,57,363	54,59,243	42,99,663	64,25,145	47,46,010
Tripoli (Libya)	—	—	—	—	—	2,783	11,100	6,300	2,560	3,750
Tunis	—	—	—	—	—	59,692	5,527	550
Morocco (a)	—	—	—	—	—	1,89,937	1,39,557	1,22,105
Morocco Spanish (b)	—	—	—	—	—	59,379	14,795
Morocco Tangier (b)	—	—	—	—	—	98,004	1,37,613
Spanish West Africa	—	—	—	—	—	..	24,147	802
French West Africa (includ- ing French Mandated territories of Togoland and Cameroun)	—	—	—	—	—	1,12,337	1,62,479	1,27,438	2,39,602	5,44,801
Belgian Congo (including Ruanda Urundi)	—	—	—	—	—	..	17,000
Portuguese West Africa	—	—	—	—	—	4,50,132	3,65,007	4,36,523	4,44,525	6,20,597
Portuguese East Africa	—	—	—	—	—	39,39,507	36,78,558	31,00,103	25,66,137	34,07,415
Madagascar and Kerguelon	—	—	—	—	—	4,68,224	2,59,049	3,08,703	4,47,739	1,97,273
Réunion	—	—	—	—	—	57,743	12,500
Italian East Africa (Somali- land and Eritrea)	—	—	—	—	—	49,371	38,039	49,112	75,511	63,392
French Somaliland	—	—	—	—	—	74,491	50,059	95,100	69,205	59,345
United States of America—										
Vld Atlantic Coast	—	—	—	—	—	9,20,05,704	6,04,17,632	4,42,38,938	5,55,89,930	4,94,50,415
" Pacific "	—	—	—	—	—	1,72,38,196	92,15,477	1,00,55,768	1,21,05,096	1,16,01,822
Cuba	—	—	—	—	—	1,01,80,565	53,13,369	44,41,617	39,22,082	57,22,470
Haiti and St. Domingo	—	—	—	—	—	6,78,960	5,58,602	6,63,300	6,74,679	6,37,536
Porto Rico	—	—	—	—	—	20,92,334	15,39,558	14,57,911	8,94,419	15,39,047
French West Indies (Guan- dolope and Martinique)	—	—	—	—	—	3,159	..	5,356
Mexico	—	—	—	—	—	57,079	19,640	15,692	16,075	23,886
Guatemala	—	—	—	—	—	14,064	45,037	19,062	10,131	23,192
Honduras (not British)	—	—	—	—	—	10,000	817
San Salvador	—	—	—	—	—	52,004	52,681	49,938	1,865	810
Nicaragua	—	—	—	—	—	72,093	80,870	45,200	82,006	704,305
Costa Rica	—	—	—	—	—	47,239	51,323	73,522	96,245	47,890
Colombia	—	—	—	—	—	38,255	3,397	62,613	38,543	57,020
Panama (including Panama Canal Zone)	—	—	—	—	—	18,140	50,080	1,28,410	37,804	39,660
Venezuela	—	—	—	—	—	10,250	15,850	10,300	20,561	31,725
Dutch Guiana	—	—	—	—	—	26,227	54,654	43,175	19,142	35,047
Brazil	—	—	—	—	—	19,545	..	15,602	8,440	..

(a) Discontinued from 1933-34.

(b) Separately specified from 1932-34.

GENERAL EXPORTS

(704)

INDIAN MERCHANDISE

No. 11—continued

ARTICLES, AND COUNTRIES OF FINAL DESTINATION; ALSO SHARE OF EACH PROVINCE	QUANTITY					VALUE				
	1930-31	1931-32	1932-33	1933-34	1934-35	1930-31	1931-32	1932-33	1933-34	1934-35
Textiles—continued						R	R	R	R	R
Jute—concluded										
MANUFACTURES—concluded										
Total value of jute manufactures (including Twines and Yarn)—concluded										
Paraguay	—	—	—	—	—	16,774	24,131	1,84,092	1,01,401	1,26,000
Uruguay	—	—	—	—	—	22,10,062	11,54,832	10,31,271	11,84,066	8,90,000
Argentina Republic (including the Atlantic Coast of Patagonia)	—	—	—	—	—	2,80,99,395	1,32,74,902	2,66,00,395	2,11,26,272	2,57,00,000
Chile (including the Pacific Coast of Patagonia)	—	—	—	—	—	45,15,504	5,55,550	11,01,905	25,71,058	3,24,000
Peru	—	—	—	—	—	20,40,467	15,16,971	12,76,024	19,20,641	24,00,000
Ecuador	—	—	—	—	—	2,48,486	2,20,764	1,00,727	2,05,041	1,50,000
Bolivia	—	—	—	—	—	22,089	1,150	8,439	14,944	10,000
Hawaii	—	—	—	—	—	34,20,548	22,80,029	22,99,452	23,05,902	24,00,000
Other Islands in the Pacific	—	—	—	—	—	2,958	11,502	2,216	12,028	1,00,000
Other Foreign Countries	—	—	—	—	—	..	4,061	3,195	588	..
TOTAL "FOR ORDERS" CARGOES (a)	—	—	—	—	—	—	—	—	—	..
TOTAL FOREIGN COUNTRIES	—	—	—	—	—	22,21,21,721	14,03,00,066	13,15,51,098	13,79,16,618	14,50,00,000
Share of Bengal	—	—	—	—	—	31,84,59,302	21,86,17,229	21,55,41,116	21,22,27,899	21,41,21,000
" Bombay	—	—	—	—	—	4,32,772	5,81,014	5,17,302	2,27,932	2,40,000
" Sind	—	—	—	—	—	20,842	50,221	48,281	44,200	50,000
" Madras	—	—	—	—	—	20,222	10,444	7,842	20,206	20,000
" Burma	—	—	—	—	—	710	3,030	2,642	7,545	10,000
TOTAL	—	—	—	—	—	31,89,44,511	21,92,42,529	21,71,17,672	21,37,49,812	21,66,21,000
Total value of Jute, Raw and Manufactures	—	—	—	—	—	44,77,91,205	33,11,22,152	31,44,21,041	32,20,70,070	32,33,00,000
Khas, Ramie or Chioa Gram (II. Q)—	Cwts.	Cwts.	Cwts.	Cwts.	Cwts.					
United Kingdom (including Channel Islands)	932	24,000
Commonwealth of Australia	171	15,000
Other British Possessions	199	5,000
Total British Empire	1,302	24,000
TOTAL FOREIGN COUNTRIES	141	24,000
Share of Bengal	1,442	24,000
Silk—										
Raw (II. O)—	Lbs.	Lbs.	Lbs.	Lbs.	Lbs.					
United Kingdom (including Channel Islands)	8,331	1,500	..	22,168	8,813	..
Other British Possessions	905	525	605	695	944	3,870	2,000	2,250	2,450	2,700
TOTAL BRITISH EMPIRE	4,236	525	605	2,195	944	22,082	2,000	2,250	11,263	2,700
France	1,320	9,278
Italy (including Trieste)	2,498	15,836
Austria	1,124	22,717
Market Territory and Trucial Oman	2,120	..	800	2,026	1,262	19,522	..	3,100	6,725	4,000
Siam	18,470	..	4,027	6,121	20,642	1,20,342	..	24,512	29,502	78,000
Other Foreign Countries	126	750	..	240	..	800	3,000	..	800	..
TOTAL FOREIGN COUNTRIES	21,870	4,685	4,827	9,447	22,010	2,13,451	28,216	27,618	37,002	82,700

(a) Specified separately from 1934-35 and subject to subsequent adjustment.

No. 11—continued

ARTICLES, JANU AND COUNTRIES OF FINAL DESTINATION, ALSO SHARE OF EACH PROVINCE	QUANTITY					VALUE				
	1930-31	1931-32	1932-33	1933-34	1934-35	1930-31	1931-32	1932-33	1933-34	1934-35
Articles—continued										
Silk—continued	Lbs.	Lbs.	Lbs.	Lbs.	Lbs.	R	R	R	R	R
<i>Raw (H. O)—continued</i>										
Share of Bengal	36	600	200	2,100
" Bombay	21,300	800	6,437	6,455	20,215	2,02,531	2,300	26,003	20,453	77,100
" Sind	4,320	4,350	1,005	5,155	2,022	42,525	27,214	3,800	17,828	5,950
" Burma	80	300
TOTAL	26,156*	5,160*	5,432*	11,642*	22,954*	2,45,480*	31,114*	29,803*	48,281*	85,510*
Chaosm or waste (H. O)—	Lbs.	Lbs.	Lbs.	Lbs.	Lbs.					
United Kingdom (including Channel Islands)	23,900	4,225	..	113,065	92,515	51,753	10,971	..	94,934	57,020
Ceylon (including Maldives)	10	2	25	3
TOTAL BRITISH EMPIRE	23,900	4,225	..	113,065	92,517	51,753	10,971	..	94,934	57,023
Germany	8,024	10,970	2,320	8,400
France	314,084	226,175	42,384	161,733	174,817	1,08,281	1,18,263	11,646	40,348	37,904
Italy (including Fiume)	166,495	212,045	25,084	145,030	386,432	2,41,956	1,07,020	7,445	49,892	71,613
Other Foreign Countries	416	..	5,423	88	..	400	..	1,320	160	..
(TOTAL FOREIGN COUNTRIES)	480,995	438,221	72,796	313,025	571,775	4,40,637	2,21,243	20,911	92,720	1,17,922
Share of Bengal	145,930	71,997	46,312	122,129	227,398	1,27,068	21,245	12,808	23,227	66,677
" Bombay	61,935	102,142	25,984	67,592	143,872	1,19,579	23,121	7,415	19,975	31,522
" Sind	94,456	80,887	11,000	192,523	94,170	1,47,806	22,451	600	1,30,011	57,687
" Madras	217,524	241,030	..	66,325	128,037	97,965	39,937	..	6,141	22,322
" Burma	1,925	450
TOTAL	509,895*	502,456*	72,796*	429,090*	664,202*	4,92,420*	2,32,214*	20,911*	1,27,654*	1,74,945*
Cocones (H. O)—	Lbs.	Lbs.	Lbs.	Lbs.	Lbs.					
United Kingdom (including Channel Islands)	59,250	18,500	39,755	7,750	56	88,875	27,750	57,955	11,650	40
Italy (including Fiume)	53,452	1,650	65,292	698
Other Foreign Countries	2,240	7,206	..	56	..	2,000	3,501	..	25	..
TOTAL FOREIGN COUNTRIES	55,692	8,356	..	56	..	67,292	4,199	..	25	..
Share of Bengal	59,250	18,500	39,750	7,750	56	88,875	27,750	57,975	11,650	40
" Bombay	2,754	..	55	10,122	..	20
" Sind	44,839	11,650	55,109	698
" Madras	2,240	7,206	2,000	3,501
TOTAL	114,943*	27,356*	39,755*	7,806*	56*	1,56,167*	31,940*	57,955*	11,650*	40*
Total Silk (Raw—	Lbs.	Lbs.	Lbs.	Lbs.	Lbs.					
United Kingdom (including Channel Islands)	91,521	22,735	39,755	122,815	92,571	1,63,801	22,721	57,955	1,15,372	57,000
Other British Possessions	915	525	605	695	946	3,895	2,900	2,250	2,450	2,753
(TOTAL BRITISH EMPIRE)	92,436	23,260	40,360	123,510	93,517	1,72,696	41,621	60,205	1,17,822	59,753

*Of these, quantities and values stated below represent the silk of wild worms, namely, tasar, munga, eria, and other wild silk:—

Reeled silk	1,120	1,120	1,120	8,000	5,000	4,000
Chaosm or waste	114,470	209,325	42,660	62,257	207,438	64,540	78,992	11,614	10,048	57,404
Cocones	59,250	4,850	39,755	7,806	56	88,875	2,101	48,760	11,650	40

GENERAL EXPORTS

INDIAN MERCHANDISE

(706)

No. 11—continued

ARTICLES, AND COUNTRIES OF FINAL DESTINATION; ALSO SHARE OF EACH PROVINCE	QUANTITY					VALUE			
	1930-31	1931-32	1932-33	1933-34	1934-35	1930-31	1931-32	1932-33	1933-34
Textiles—continued									
Silk—continued									
<i>Race (II. O)—concluded</i>									
<i>Total Silk, Race—continued</i>									
Germany	8,680	10,076	2,345
France	316,324	294,770	42,384	161,733	174,317	2,00,231	1,26,742	11,646	40,348
Italy (including Fiume)	219,948	216,192	25,984	145,630	386,482	3,07,248	1,24,514	7,445	49,692
Austria	1,184	12,717
Maskat Territory and Trucial Oman	2,180	..	800	3,026	1,362	19,592	..	3,100	6,786
Siam	18,470	..	4,027	6,181	20,048	1,80,842	..	24,518	29,508
Other Foreign Countries	552	750	5,423	278	..	1,200	3,000	1,820	980
TOTAL FOREIGN COUNTRIES	558,558	511,712	78,623	325,528	593,785	7,21,330	2,54,256	48,529	1,20,293
<i>Share of Bengal</i>	<i>205,206</i>	<i>90,497</i>	<i>36,512</i>	<i>129,945</i>	<i>233,064</i>	<i>2,16,244</i>	<i>42,095</i>	<i>70,741</i>	<i>45,577</i>
.. <i>Bombay</i>	<i>81,999</i>	<i>102,942</i>	<i>30,466</i>	<i>71,048</i>	<i>163,788</i>	<i>3,32,406</i>	<i>36,431</i>	<i>33,593</i>	<i>47,433</i>
.. <i>Sind</i>	<i>143,965</i>	<i>92,697</i>	<i>2,008</i>	<i>197,709</i>	<i>96,362</i>	<i>2,45,461</i>	<i>1,16,963</i>	<i>4,400</i>	<i>1,43,299</i>
.. <i>Madras</i>	<i>219,324</i>	<i>248,336</i>	..	<i>46,338</i>	<i>128,057</i>	<i>99,966</i>	<i>93,488</i>	..	<i>6,141</i>
.. <i>Burma</i>	<i>1,151</i>
TOTAL	650,994	534,972	118,933	448,538	687,302	8,94,076	2,95,977	1,08,734	2,47,660
MANUFACTURES—									
<i>Goods of silk mixed with other materials (III. B)—</i>									
Aden and Dependencies	9,040	3,409	500	14,200	7,500	1,090
Ceylon (excluding Maldives)	154,568	405	213,273	10,996	78,398	50,813	410	86,114	6,668
Straits Settlements	19,687	64	11,211	..	1,823	28,983	90	9,816	..
Other British Possessions	2,171	474	1,410	48	7,888	3,410	450	1,030	44
TOTAL BRITISH EMPIRE	176,381	9,983	239,294	11,544	88,199	83,206	15,150	1,04,460	7,712
Tunis	11,121	26,350
United States of America—									
<i>Via Atlantic Coast</i>	2,300	..	2,750	2,700	..	5,250	..	5,200
Other Foreign Countries	100	465	1,763	..	208	150	1,450	4,106	..
TOTAL FOREIGN COUNTRIES	100	2,765	1,763	13,871	2,908	150	6,700	4,106	21,550
<i>Share of Bengal</i>	<i>..</i>	<i>2,300</i>	<i>6,075</i>	<i>16,065</i>	<i>21,553</i>	<i>..</i>	<i>6,250</i>	<i>10,955</i>	<i>35,232</i>
.. <i>Bombay</i>	<i>750</i>	<i>9,755</i>	<i>4,053</i>	<i>500</i>	<i>1,333</i>	<i>1,670</i>	<i>15,000</i>	<i>7,306</i>	<i>1,000</i>
.. <i>Madras</i>	<i>175,711</i>	<i>693</i>	<i>220,919</i>	<i>3,360</i>	<i>67,531</i>	<i>21,636</i>	<i>700</i>	<i>39,805</i>	<i>2,980</i>
TOTAL	176,461	12,748	231,047	25,415	91,017	83,356	21,650	1,08,566	89,282
Piecegoods (III. B)—									
United Kingdom (including Channel Islands)	3,509	82	1,588	11,240	10,975	5,455	42	3,640	12,005
Ceylon (excluding Maldives)	2,638	753	33,078	20,697	86,110	3,308	1,472	31,960	13,169
Straits Settlements	100	2,795	..	46	2,537	200	4,260	..	177
Federated Malay States	3,620	1,092	3,500
Other British Possessions	1,085	..	1,057	883	3,700	2,625	..	1,480	2,104
TOTAL BRITISH EMPIRE	10,952	3,590	35,673	32,321	104,384	16,088	5,774	37,050	28,355
Tunis	5,433	11,000	..
Other Foreign Countries	3,348	1,798	950	2,676	6,070	5,550	3,460	2,050	2,315
TOTAL FOREIGN COUNTRIES	3,348	1,798	6,483	2,676	6,070	5,550	3,460	13,050	2,315

ARTICLES, AND COUNTRIES OF FINAL DESTINATION; ALSO SHARE OF EACH PROVINCE	QUANTITY					VALUE				
	1930-31	1931-32	1932-33	1933-34	1934-35	1930-31	1931-32	1932-33	1933-34	1934-35
Textiles—continued						R	R	R	R	R
Silk—continued										
MANUFACTURES—continued	Yards	Yards	Yards	Yards	Yards					
Piscogoods (III. R.)—contd.										
Share of Bengal . . .	9,359	4,280	9,687	12,980	14,304	12,605	6,700	22,440	15,005	26,697
" Bombay . . .	2,132	296	350	1,512	5,356	4,425	860	660	2,330	6,944
" Madras . . .	2,732	722	32,091	20,953	20,584	3,502	1,517	20,110	12,652	26,292
" Burma . . .	20	27	..	42	210	100	57	..	123	204
TOTAL	14,800	5,376	42,108	25,497	110,454	20,688	9,224	50,100	21,170	1,29,027
Thread for sewing (III. R.)—	Lbs.	Lbs.	Lbs.	Lbs.	Lbs.					
TOTAL BRITISH EMPIRE	1,162	1,300	1,127	650	..	4,200	2,800	2,850	2,400	..
TOTAL FOREIGN COUNTRIES	605	512	400	..	336	1,925	1,850	1,000	..	800
Share of Bengal	327	500
" Bombay . . .	1,767	1,812	1,200	650	336	6,125	4,150	3,850	2,400	300
TOTAL	1,767	1,812	1,527	650	336	6,125	4,150	3,850	2,400	800
Other sorts (III. R.)—	Lbs.	Lbs.	Lbs.	Lbs.	Lbs.					
Aden and Dependencies . . .	80	400	1,528	1,500	1,550	500	800	4,625	5,050	5,900
Other British Empire . . .	64	112	5	222	76	322	302	11	1,100	520
TOTAL BRITISH EMPIRE	144	512	1,533	1,722	1,626	822	1,102	4,636	6,150	6,420
United States of America via Atlantic Coast	80	..	17	40,425	..	100
Other Foreign Countries . . .	450	322	474	450	450	1,200	2,200	1,630	2,550	2,000
TOTAL FOREIGN COUNTRIES	450	322	554	450	467	1,200	2,200	42,055	2,550	2,100
Share of Bengal . . .	24	..	10	..	20	215	..	25	..	40
" Bombay . . .	530	322	2,132	2,050	2,073	1,700	3,244	42,155	2,100	4,420
" Madras . . .	40	7	5	103	..	165	60	11	525	..
" Burma	1	..	22	4	..	15	..
TOTAL	594	330	2,147	2,122	2,093	2,082	3,303	6,691	2,700	4,520
Total value of Silk manufac- tures—										
United Kingdom (including Channel Islands) . . .	—	—	—	—	—	5,525	290	3,640	12,905	15,021
Aden and Dependencies . . .	—	—	—	—	—	4,700	17,400	14,275	8,450	7,400
Ceylon (excluding Mal- dives) . . .	—	—	—	—	—	54,352	1,042	1,12,585	20,422	1,28,091
Straits Settlements . . .	—	—	—	—	—	20,122	4,750	9,815	177	12,892
Federated Malay States . . .	—	—	—	—	—	4,950	..	952	1,200	5,412
Other British Possessions . . .	—	—	—	—	—	4,065	450	1,722	1,482	6,799
TOTAL BRITISH EMPIRE	—	—	—	—	—	1,02,376	24,832	1,48,996	44,617	1,76,516
Tons . . .	—	—	—	—	—	14,800	26,250	..
United States of America— Via Atlantic Coast . . .	—	—	—	—	—	2,750	7,750	41,625	5,215	14,250
Other Foreign Countries . . .	—	—	—	—	—	5,075	5,950	2,726	5,250	2,517
TOTAL FOREIGN COUNTRIES	—	—	—	—	—	7,825	13,700	60,211	26,915	22,267

GENERAL EXPORTS

INDIAN MERCHANDISE

(708)

No. 11—continued

ARTICLES, AND COUNTRIES OF FINAL DESTINATION; ALSO SHARE OF EACH PROVINCE	QUANTITY					VALUE				II
	1930-31	1931-32	1932-33	1933-34	1934-35	1930-31	1931-32	1932-33	1933-34	
Textiles—continued										
Silk—concluded										
MANUFACTURES—concluded										
<i>Total value of silk manufactures—continued</i>										
<i>Share of Bengal</i>	—	—	—	—	—	12,521	11,050	31,920	50,237	
<i>Bombay</i>	—	—	—	—	—	13,320	24,264	58,331	13,330	
<i>Madras</i>	—	—	—	—	—	85,360	2,277	1,16,020	17,317	
<i>Burma</i>	—	—	—	—	—	100	61	..	193	
TOTAL	—	—	—	—	—	1,12,201	38,542	2,09,207	81,532	
<i>Total value of Silk, Raw and Manufactures</i>	—	—	—	—	—	10,06,277	3,34,419	3,17,941	3,20,192	
Wool—										
<i>Raw (L. P.)—</i>										
<i>United Kingdom (including Channel Islands)</i>	Lbs. 26,669,373	Lbs. 35,340,850	Lbs. 27,281,133	Lbs. 43,421,332	Lbs. 25,685,145	2,27,35,471	2,40,54,265	92,79,691	1,45,82,324	I
<i>Canada—</i>	127,430	238,087	53,203	
<i>Via Atlantic Coast</i>	224	56	145	
<i>Other British Possessions</i>	
TOTAL BRITISH EMPIRE	26,669,373	35,340,850	27,281,133	43,548,995	25,923,238	2,27,35,471	2,40,54,265	92,79,691	1,45,82,324	I
Foreign Countries										
<i>Poland</i>	16,800	11,760	5,000	
<i>Germany</i>	817,833	248,830	316,058	531,747	189,541	2,45,762	1,42,325	1,24,116	2,35,777	
<i>Netherlands</i>	11,010	1,554	29,680	328,228	332,083	3,939	800	14,445	1,36,090	
<i>Belgium</i>	976,813	496,327	1,096,392	2,748,578	1,340,750	6,22,166	2,32,388	4,70,306	11,50,147	
<i>France</i>	114,638	248,974	449,655	947,914	581,390	1,01,800	1,22,668	1,89,655	3,56,470	
<i>Italy (including Flume)</i>	91,167	14,896	18,700	185,878	34,042	48,835	8,666	5,993	55,196	
<i>Greece</i>	4,368	62,876	1,300	II
<i>Portuguese East Africa</i>	..	42,401	25,230	
<i>United States of America—</i>										
<i>Via Atlantic Coast</i>	2,286,033	4,866,325	2,490,524	7,609,110	5,580,123	13,75,836	22,30,238	9,04,064	32,78,530	I
<i>Other Foreign Countries</i>	15,504	5,300	16,637	16,954	18,396	4,700	2,080	4,675	5,180	
TOTAL FOREIGN COUNTRIES	3,818,103	5,924,307	4,417,036	12,339,572	8,151,916	24,08,138	27,70,345	17,13,254	52,13,640	3
Share of Bengal	351,928	522,632	302,315	350,336	568,508	1,21,339	2,93,939	93,358	1,08,081	I
<i>Bombay</i>	12,675,387	16,743,230	11,433,952	19,904,528	9,532,765	1,05,26,803	94,37,082	46,39,271	32,75,431	II
<i>Madras</i>	17,115,375	23,335,008	20,049,892	24,565,524	22,777,402	1,43,95,447	1,79,16,885	61,70,532	1,12,72,407	III
<i>Madras</i>	385,088	232,329	392,515	1,088,019	1,111,657	78,072	66,004	77,015	1,92,132	
<i>Burma</i>	54,600	57,400	64,125	..	80,284	21,339	10,900	12,719	..	
TOTAL	30,482,376	41,265,157	32,248,819	55,888,567	34,075,204	2,51,43,809	2,77,24,610	1,09,92,045	1,98,48,211	1,2
MANUFACTURES—										
<i>Carpets and Rugs (III. B)—</i>										
<i>United Kingdom (including Channel Islands)</i>	Lbs. 2,718,770	Lbs. 3,587,199	Lbs. 4,238,380	Lbs. 6,709,548	Lbs. 3,234,705	33,22,535	40,62,194	44,61,748	56,40,035	VI
<i>Ceylon (excluding Maldives)</i>	339,168	443,383	467,796	519,116	511,648	1,48,136	1,77,524	1,97,201	1,90,262	I
<i>Straits Settlements</i>	8,361	19,982	19,111	36,510	26,310	9,425	13,920	47,783	35,692	
<i>Federated Malay States</i>	5,556	4,612	2,123	2,369	4,750	7,218	5,920	2,915	3,431	
<i>Union of South Africa</i>	17,967	21,491	3,343	32,908	14,892	22,399	24,675	13,320	29,036	
<i>Canada—</i>										
<i>Via Atlantic Coast</i>	84,764	41,531	38,311	140,035	184,898	2,79,051	1,11,133	72,332	2,47,515	I
<i>Pacific</i>	7,257	3,393	18,954	27,378	45,278	16,135	6,804	33,740	40,339	
<i>Commonwealth of Australia</i>	19,264	17,683	5,637	53,370	100,095	32,444	19,747	73,324	55,197	
<i>New Zealand</i>	11,992	7,303	9,269	7,274	14,926	19,752	9,193	12,757	6,096	
<i>Other British Possessions</i>	2,581	2,301	3,274	4,749	4,137	3,925	3,873	5,779	4,671	
TOTAL BRITISH EMPIRE	3,216,232	4,098,868	4,912,753	7,523,252	9,142,359	43,67,680	44,39,506	49,26,902	62,61,327	3

No. 11—continued

ARTICLES, AND COUNTRIES OF FINAL DESTINATION; ALSO SHARE OF EACH PROVINCE	QUANTITY					VALUE				
	1930-31	1931-32	1932-33	1933-34	1934-35	1930-31	1931-32	1932-33	1933-34	1934-35
						₹	₹	₹	₹	₹
Textiles—continued										
Wool—continued										
MANUFACTURES—contd.										
Carpets and Rugs (III. S)										
—contd.	Lbs.	Lbs.	Lbs.	Lbs.	Lbs.					
Sweden	770	792	978	10,922	6,108	1,058	3,972	2,841	13,601	6,032
Germany	7,106	9,074	720	2,721	1,251	18,380	7,650	3,722	8,802	1,205
Netherlands	10,480	4,732	15,253	21,042	1,165	11,159	7,361	15,315	23,484	560
Belgium	746	4,136	..	450	2,856	1,840	6,278	..	400	4,165
France	7,775	3,539	1,000	170	300	11,708	6,582	1,091	1,285	1,252
Switzerland	2,449	1,052	303	166	..	11,520	3,240	1,170	1,100	..
Italy (including Fiume)	3,918	2,612	474	1,576	11,186	12,362	4,971	1,840	2,890	4,654
Austria	3,300	..	84	24,000	..	420
Turkey, European	1,422	2,994	2,546	3,040	..	11,200	19,815	7,900	5,600	..
Syria	800	8,000	..
Java	109,127	74,308	80,777	108,824	61,887	1,05,315	69,656	78,360	86,879	48,041
Egypt	1,306	364	4,100	380	800	3,365	670	9,750	3,900	1,000
United States of America—										
Vid Atlantic Coast	757,123	476,326	718,451	648,966	713,400	19,83,902	10,03,348	10,23,016	7,39,534	6,57,861
" Pacific "	83,074	77,416	209,455	126,289	145,025	1,08,241	84,062	2,47,024	1,09,385	1,23,933
Argentine Republic (including										
the Atlantic Coast of Pat-										
agonia)	18,592	586	2,050	53,477	1,500	2,000
Other Foreign Countries	10,856	10,529	6,609	4,659	6,353	17,094	15,390	8,324	4,903	8,164
TOTAL FOREIGN COUNTRIES	1,016,244	667,929	1,049,551	929,191	950,975	22,36,621	12,33,004	14,23,463	10,04,923	8,59,297
Share of Bengal	2,554,042	3,359,668	4,229,178	6,449,186	7,750,763	36,51,097	39,66,204	43,74,070	53,79,143	68,69,314
" Bombay	443,619	188,001	318,387	462,277	533,782	13,80,316	7,17,609	7,49,163	7,24,610	8,65,324
" Sind	227,962	202,306	393,311	293,323	394,224	5,36,926	4,21,793	5,56,767	4,02,930	3,65,117
" Madras	1,006,180	1,009,530	1,017,139	1,246,492	1,509,054	7,32,403	6,63,525	6,09,131	7,51,534	3,79,523
" Burma	703	1,292	239	4,660	551	3,059	4,374	644	3,433	1,737
TOTAL	4,231,526	4,766,797	5,963,304	8,452,443	10,093,364	67,04,201	56,72,510	63,50,365	72,66,750	89,81,365
Piece-goods (III. S)—	Yards	Yards	Yards	Yards	Yards					
TOTAL BRITISH EMPIRE	704	789	939	75	2,725	1,986	726	645	530	5,381
United States of America—										
Vid Atlantic Coast	5,740	13,121
" Pacific "	4,322	2,220	82,131	4,204	57,076	12,236	6,398	1,96,329	11,750	74,011
Other Foreign Countries	1,273	39	1,504	210	141	2,538	99	2,959	990	608
TOTAL FOREIGN COUNTRIES	5,595	2,249	89,375	4,414	57,317	14,824	6,497	2,12,410	12,710	76,650
Share of Bengal	4,743	2,220	34,205	4,354	58,549	14,621	6,398	2,00,200	12,250	76,343
" Bombay	1,593	633	6,960	116	1,333	2,245	633	12,679	460	2,190
" Sind	25	10	130	141	..	75	40	530	608
" Madras	23	155	1391	..	514	44	103	145	..	391
TOTAL	6,299	3,038	90,314	4,469	60,542	16,810	7,223	2,13,064	13,240	80,531
Shawls (III. S)—	No.	No.	No.	No.	No.					
Aden and Dependencies	1,050	900	1,700	2,900	..	5,900	5,000	9,700	12,100
Ceylon (excluding Maldives)	5,989	212	20	125	102	8,422	556	300	316	260
Other British Possessions	402	166	4,364	700	1,310	3,400	2,615	10,491	3,900	4,300
TOTAL BRITISH EMPIRE	6,391	1,418	5,304	2,525	4,312	11,822	9,071	16,791	13,916	16,660

GENERAL EXPORTS

INDIAN MERCHANDISE

(710)

No. 11—continued

ARTICLES, AND COUNTRIES OF FINAL DESTINATION; ALSO SHARE OF EACH PROVINCE	QUANTITY					VALUE				
	1930-31	1931-32	1932-33	1933-34	1934-35	1930-31	1931-32	1932-33	1933-34	1934-35
Textiles—continued										
Wool—continued	No.	No.	No.	No.	No.	R.	R.	R.	R.	
MANUFACTURES—continued										
Shawls (I.Y.S.)—continued										
Maskat Territory and Trucial Oman	600	300	200	1,000	3,300	3,500	1,500	1,000	7,000	
Other Native States in Arabia	1,162	260	492	1,335	2,150	7,335	2,400	3,900	7,450	
United States of America—										
Vid Pacific Coast	..	30,379	45,667	
Other Foreign Countries	2	..	632	800	..	1,511	..	
TOTAL FOREIGN COUNTRIES	1,764	30,839	1,324	2,335	5,450	11,035	49,167	6,411	14,450	
Share of Bengal	..	30,431	4,133	46,117	4,174	..	
" Bombay	2,166	1,663	2,313	4,335	9,460	15,035	11,776	17,217	23,260	
" Sind	430	..	300	300	..	
" Madras	5,939	20	..	25	2	8,403	346	..	116	
" Burma	..	24	2	14	..	11	..	
TOTAL	8,155	32,257	7,128	4,860	9,662	33,607	58,238	22,202	28,866	
Other sorts (I.Y.S.)—	Lbs.	Lbs.	Lbs.	Lbs.	Lbs.					
United Kingdom (including Channel Islands)	13,416	128,442	55,318	32,804	51,370	18,231	25,163	17,095	4,335	
Ceylon (excluding Maldives)	26,978	64,932	16,060	31,290	335	10,508	23,564	5,740	8,035	
Straits Settlements	1,008	902	2,520	7,910	..	1,250	3,319	4,233	6,658	
Hongkong	..	723	..	4,896	704	..	7,053	
Canada—										
Vid Atlantic Coast	284	1,694	524	..	1,400	423	5,658	730	..	
" Pacific	729	670	1,104	640	1,464	2,005	1,712	1,875	930	
Other British Possessions	5,099	2,559	2,156	1,623	1,179	6,457	4,427	5,038	1,921	
TOTAL BRITISH EMPIRE	52,514	200,122	78,682	79,168	56,248	33,679	64,547	35,701	28,942	
Italy (including Fiume)	..	212	22,004	..	3,223	
United States of America—										
Vid Atlantic Coast	170,937	62,756	99,013	57,833	48,370	3,17,311	97,017	99,426	39,584	
" Pacific	39,526	24,308	46,333	21,750	24,460	67,997	40,303	54,403	21,785	
Other Foreign Countries	5,235	6,127	2,816	430	2,078	11,713	5,794	5,822	885	
TOTAL FOREIGN COUNTRIES	265,748	98,433	148,218	80,018	92,827	3,97,521	146,337	1,59,154	62,254	
Share of Bengal	133,664	71,739	56,640	34,793	37,980	1,43,373	1,04,089	68,436	31,066	
" Bombay	137,373	37,313	110,337	66,349	51,573	3,72,139	63,673	1,13,133	48,335	
" Sind	23,744	
" Madras	38,332	72,564	18,773	31,240	..	11,033	39,191	3,173	7,935	
" Burma	13,343	111,450	40,601	36,800	35,778	9,310	13,931	5,075	3,350	
TOTAL	318,262	293,555	226,900	159,181	149,075	4,36,400	2,10,384	1,94,855	91,196	
Total value of Woollen manufactures—										
United Kingdom (including Channel Islands)	—	—	—	—	—	33,49,366	40,89,387	44,84,050	56,53,370	74,0
Aden and Dependencies	—	—	—	—	—	78	6,740	5,000	9,890	1
Ceylon (excluding Maldives)	—	—	—	—	—	1,67,516	2,01,821	2,03,286	1,98,668	1,6
Straits Settlements	—	—	—	—	—	12,925	22,249	52,069	42,350	1
Federated Malay States	—	—	—	—	—	7,818	6,523	2,915	3,931	1
Union of South Africa	—	—	—	—	—	22,899	25,025	13,920	29,036	1
Kenya Colony	—	—	—	—	—	8,337	3,506	7,056	4,061	

No. 11—continued

ARTICLES, AND COUNTRIES OF FINAL DESTINATION; ALSO SHARE OF EACH PROVINCE	QUANTITY					VALUE				
	1930-31	1931-32	1932-33	1933-34	1934-35	1930-31	1931-32	1932-33	1933-34	1934-35
Textiles—continued						Rs	Rs	Rs	Rs	Rs
Wool—concluded										
MANUFACTURES—concluded										
Total value of Woolen manufactures—continued										
Canada—										
Via Atlantic Coast	—	—	—	—	—	3,79,479	1,16,706	78,602	3,47,515	3,42,715
" Pacific "	—	—	—	—	—	18,140	8,016	44,742	41,159	66,452
Commonwealth of Australia	—	—	—	—	—	22,444	30,251	76,408	55,197	96,879
New Zealand	—	—	—	—	—	20,424	9,486	12,841	6,946	13,825
Other British Possessions	—	—	—	—	—	1,401	3,946	4,195	6,044	9,399
TOTAL BRITISH EMPIRE	—	—	—	—	—	44,20,867	45,13,859	49,79,089	63,05,215	81,01,421
Sweden	—	—	—	—	—	3,238	3,972	2,841	13,601	5,032
Germany	—	—	—	—	—	18,494	7,759	3,722	3,862	1,265
Netherlands	—	—	—	—	—	11,159	7,361	18,695	23,484	569
Belgium	—	—	—	—	—	1,640	6,278	..	400	4,165
France	—	—	—	—	—	11,788	6,672	2,091	1,235	1,252
Switzerland	—	—	—	—	—	11,520	3,240	1,170	1,100	..
Italy (including Fiume)	—	—	—	—	—	12,862	8,194	1,649	2,899	10,364
Austria	—	—	—	—	—	24,000	..	420
Turkey, European	—	—	—	—	—	11,200	19,315	7,600	5,600	..
Syria	—	—	—	—	—	1,875	8,000	..
Masfat Territory and Trucial Oman	—	—	—	—	—	4,059	1,800	1,340	7,000	10,750
Other Native States in Arabia	—	—	—	—	—	7,385	2,000	3,929	7,450	11,450
Java	—	—	—	—	—	1,06,115	69,656	73,960	86,879	48,941
Egypt	—	—	—	—	—	3,365	670	11,130	3,000	1,000
United States of America—										
Via Atlantic Coast	—	—	—	—	—	23,02,513	11,00,365	11,85,574	7,79,118	6,83,615
" Pacific "	—	—	—	—	—	1,88,574	1,76,430	6,97,769	1,42,920	2,28,284
Argentine Republic (including the Atlantic Coast of Patagonia)	—	—	—	—	—	38,477	1,625	2,000
Hawaii	—	—	—	—	—	2,150	..	5,345
Other Foreign Countries	—	—	—	—	—	25,808	120,793	10,635	6,423	12,092
TOTAL FOREIGN COUNTRIES	—	—	—	—	—	27,00,651	14,35,005	18,01,447	10,94,337	10,16,190
Share of Bengal	—	—	—	—	—	37,09,491	40,21,308	46,47,629	54,22,459	69,77,293
" Bombay	—	—	—	—	—	21,70,335	7,03,645	8,92,072	8,02,145	9,41,792
" Sind	—	—	—	—	—	5,36,926	4,21,873	5,57,607	4,03,619	3,72,026
" Madras	—	—	—	—	—	7,51,323	6,93,224	6,77,448	7,59,605	8,30,224
" Burma	—	—	—	—	—	12,323	13,303	5,720	11,333	6,377
TOTAL	—	—	—	—	—	71,81,013	59,43,855	67,80,426	78,99,552	91,77,611
Total value of Wool and Woolens	—	—	—	—	—	3,23,24,627	3,36,73,465	1,77,73,481	2,72,47,763	2,10,27,363
OTHER TEXTILES—										
Raw (II. Q)—										
United Kingdom (including Channel Islands)	Cwts.	Cwts.	Cwts.	Cwts.	Cwts.	7,500	1,31,848
Germany	4,538	48,010	..
Netherlands	5,802	57,650	..
France	878	2,307	6,160	19,380
Belgium	1,007	12,500
Other Foreign Countries	..	2	..	90	300	..	600	..
TOTAL FOREIGN COUNTRIES	..	2	..	11,306	3,914	..	300	..	1,12,310	31,880
Share of Bengal	..	2	..	12,329	19,339	..	300	..	1,12,310	1,63,728

GENERAL EXPORTS

INDIAN MERCHANDISE

(712)

No. 11—continued

ARTICLES, AND COUNTRIES OF FINAL DESTINATION; ALSO SHARE OF EACH PROVINCE	QUANTITY					VALUE			
	1930-31	1931-32	1932-33	1933-34	1934-35	1930-31	1931-32	1932-33	1933-34
Textiles—continued									
Other Textiles—continued									
MANUFACTURED (III. T)—									
Ceylon (excluding Maldives)	—	—	—	—	—	4,66,826	3,35,034	2,34,433	3,608
Federated Malay States	—	—	—	—	—
Other British Possessions	—	—	—	—	—	4,169	9,320	3,533	86
TOTAL BRITISH EMPIRE	—	—	—	—	—	4,70,995	3,44,354	2,37,971	3,694
United States of America— Vid Atlantic Coast	—	—	—	—	—
Other Foreign Countries	—	—	—	—	—	1,500	800	1,500	268
TOTAL FOREIGN COUNTRIES	—	—	—	—	—	1,500	800	1,500	268
Share of Bengal	—	—	—	—	—	75	..	600	791
" Bombay	—	—	—	—	—	1,600	..	1,500	..
" Madras	—	—	—	—	—	4,69,680	3,45,654	2,37,371	3,369
" Burma	—	—	—	—	—	1,240
TOTAL	—	—	—	—	—	4,72,496	3,45,654	2,39,471	4,160
Total value of Textile Raw Materials	—	—	—	—	—	62,60,79,239	38,04,09,927	31,86,15,964	40,29,29,948
Total value of Yarns and Textile Fabrics	—	—	—	—	—	37,95,13,498	27,40,83,377	25,76,87,635	24,89,12,370
Total value of Textiles, Raw and Manufactures	—	—	—	—	—	1,00,55,92,732	65,44,93,304	57,63,03,599	65,18,42,318
Tobacco—									
UNMANUFACTURED (L. J)—									
United Kingdom (including Channel Islands)	Lbs. 9,956,617	Lbs. 10,625,563	Lbs. 9,046,489	Lbs. 13,299,068	Lbs. 9,260,053	37,80,882	39,20,669	36,35,440	46,94,190
Irish Free State (a)	—	—	—	252,000	12,500	—	—	—	99,215
Aden and Dependancies	5,364,403	4,427,350	4,394,177	5,397,696	6,089,537	24,93,012	15,99,532	15,85,016	19,66,880
Ceylon (excluding Maldives)	129,803	151,302	80,720	214,963	275,474	45,817	33,536	20,220	62,143
Straits Settlements	2,513,072	1,555,399	300,867	1,166,769	1,234,386	9,00,526	6,16,823	3,00,314	3,87,066
Federated Malay States	1,233,337	735,650	336,321	511,931	689,089	4,59,840	3,04,773	1,53,355	1,50,633
Hongkong	916,936	2,649,514	428,496	711,340	1,185,913	1,03,855	2,32,390	33,333	55,067
British West India Islands (excluding Bahamas)	42,701	68,412	60,392	20,789	25,546
Other British Possessions	10,452	6,079	23,513	28,798	29,347	4,239	2,761	4,425	7,632
TOTAL BRITISH EMPIRE	20,123,630	20,150,362	15,203,234	21,661,490	18,89,191	77,93,221	67,00,534	57,57,942	74,43,227
U. S. S. E.—									
Pacific ports (In Asia)	237,120	61,560	..
Denmark	26,100	29,320	26,523	5,393	11,345	9,966	..
Germany	295,216	..	101,491	12,500	..	31,527	..	17,434	1,250
Netherlands	2,341,461	645,359	1,666,649	3,512,446	1,420,307	2,30,520	1,29,629	3,99,440	410,232
Belgium	1,022,133	113,313	24,133	397,265	83,325	1,45,212	23,125	5,735	53,555
Turkey, Asiatic	..	68,250	21,335	35,616	11,559	2,315	7,420
Makat Territory and Trucial Oman	47,036	30,992	35,993	14,392	19,712	4,354	2,903	11,732	1,335
Other Native States in Arabia	..	42,333	355,600	264,903	103,661	..	15,390	1,19,525	93,680
Siam	65,610	7,332	..	433	1,971	5,184	2,203	..	103
French Indo-China	..	66,474	..	2,240	31,850	..	1,120
China (exclusive of Hongkong and Macao)	103,000	216,000	71,320	2,063	9,020	20,000	21,750	7,144	230
Japan	3,840,936	3,699,513	3,144,632	3,312,333	5,393,679	14,04,260	10,96,732	9,45,951	937,799
Italian East Africa (Somali- land and Britania)	62,668	13,216	20,430	4,330
Other Foreign Countries	32,709	33,103	4,094	..	23,421	2,405	4,730	2,933	..
TOTAL FOREIGN COUNTRIES	7,941,330	5,275,770	5,689,520	7,524,990	7,560,096	18,79,320	13,61,142	15,62,579	15,64,777

(a) separately shown from 1933-34.

No. 11—continued

ARTICLES, AND COUNTRIES OF FINAL DESTINATION; ALSO SHARE OF EACH PROVINCE	QUANTITY					VALUE				
	1930-31	1931-32	1932-33	1933-34	1934-35	1930-31	1931-32	1932-33	1933-34	1934-35
	Lbs.	Lbs.	Lbs.	Lbs.	Lbs.	Rs.	Rs.	Rs.	Rs.	Rs.
Tobacco—continued										
UNMANUFACTURED (I. J.)— continued										
Share of Bengal	4,196,332	2,346,324	2,587,607	2,500,916	2,192,668	5,75,967	6,67,893	6,07,794	5,74,165	2,43,423
“ Bombay	5,176,343	4,398,679	4,876,207	5,005,310	6,084,942	25,00,353	16,78,314	17,36,729	20,67,159	22,06,343
“ Sind	47,036	30,393	6,580	14,392	21,000	4,354	2,903	862	1,355	1,360
“ Madras	15,961,580	14,524,910	12,981,094	19,850,085	16,322,174	58,92,469	52,15,466	46,71,778	61,62,240	50,65,186
“ Burma	2,532,219	3,736,727	1,142,316	1,235,263	1,722,503	6,22,903	5,97,420	2,71,598	2,12,115	2,32,547
TOTAL	27,970,510	25,426,632	20,892,304	29,206,470	26,349,287	96,72,541	80,61,726	73,40,821	90,18,004	77,56,255
MANUFACTURED—										
Cigars (I. J.)—										
United Kingdom (including Channel Islands)	45,449	24,376	29,266	34,133	37,144	64,311	32,259	36,091	47,514	47,126
Aden and Dependencies	6,675	2,495	3,900	4,769	4,552	9,101	2,989	5,239	6,088	6,726
Ceylon (excluding Maldives)	12,447	11,855	17,679	11,933	7,984	14,518	13,276	15,040	16,320	11,600
Straits Settlements	116,090	58,662	27,810	6,312	11,512	1,09,682	58,269	24,088	4,615	7,958
Other British Possessions	3,607	2,168	1,840	1,107	3,580	6,344	3,848	3,272	1,820	2,919
TOTAL BRITISH EMPIRE	184,268	99,556	80,504	58,304	64,772	2,04,456	1,10,591	83,736	76,267	76,338
Foreign Countries										
Iraq	2,369	1,644	3,449	1,164	3,259	4,703	2,603	5,243	2,193	5,276
Siam	20,581	4,092	797	202	12	12,637	4,042	822	292	12
Egypt	1,449	402	1,175	453	741	3,236	768	1,643	576	1,327
Other Foreign Countries	11,095	11,838	4,022	4,161	1,707	13,584	14,711	3,601	5,417	2,589
TOTAL FOREIGN COUNTRIES	35,494	17,976	9,443	5,980	5,719	41,210	22,189	11,314	8,478	9,204
Share of Bengal	60	300	7,395	695	2,967	52	379	1,307	1,147	1,674
“ Bombay	3,385	2,592	4,171	2,224	2,493	7,002	4,347	6,633	3,886	6,794
“ Sind	1,016	12	1,070	12
“ Madras	65,878	41,973	28,472	24,149	26,303	80,322	47,743	36,440	32,101	30,929
“ Burma	150,439	71,046	49,397	37,316	37,733	1,58,234	79,235	51,163	47,711	47,145
TOTAL	219,762	117,531	89,947	64,224	70,491	2,45,666	1,32,730	95,050	84,945	85,542
Cigarettes (I. J.)—										
Ceylon (excluding Maldives)	185,677	121,483	75,161	140,962	203,708	1,94,349	1,19,675	66,536	118,726	1,60,408
Straits Settlements	81,829	92,993	76,734	44,456	18,554	58,487	66,401	55,825	31,995	14,305
Federated Malay States	64,250	86,353	101,505	68,223	77,787	51,747	70,268	82,252	68,156	72,163
Zanzibar and Pemba	5,006	7,273	6,660	2,543	1,441	4,550	5,150	4,650	2,400	1,750
Other British Possessions	4,138	6,300	3,933	1,370	2,246	5,710	4,100	2,958	1,437	1,749
TOTAL BRITISH EMPIRE	340,899	312,902	264,193	257,554	3,03,735	3,14,353	2,65,594	2,12,221	2,12,768	2,50,465
Foreign Countries										
Share of Bengal	773	..	95	1,030	..	41	..
“ Bombay	5,673	7,598	7,413	3,130	3,611	6,907	6,026	6,773	4,136	6,091
“ Sind	694	763	458	557
“ Madras	335,303	301,401	266,943	254,424	300,124	2,07,340	2,57,794	2,06,373	2,03,573	2,42,464
“ Burma	412	2,126	1,740	726
TOTAL	342,087	312,902	264,361	257,650	304,503	3,16,445	2,65,594	2,12,351	2,12,804	2,51,022

GENERAL EXPORTS.
INDIAN MERCHANDISE

(714)

No. 11—continued

ARTICLES, AND COUNTRIES OF FINAL DESTINATION; ALSO SHARE OF EACH PROVINCE	QUANTITY					VALUE				
	1930-31	1931-32	1932-33	1933-34	1934-35	1930-31	1931-32	1932-33	1933-34	1934-35
Tobacco—continued						R	R	R	R	R
MANUFACTURED—continued										
Other sorts (I.J.)—	Lbs.	Lbs.	Lbs.	Lbs.	Lbs.					
Ceylon (excluding Maldives)	52,272	42,024	13,748	37,907	18,117	13,505	8,155	2,700	6,023	3,250
Maldives	296,016	252,428	291,536	300,720	440,571	57,350	30,745	35,200	37,084	52,100
Straits Settlements	25,001	5,618	3,346	6,912	14,260	15,085	5,049	2,550	2,470	3,200
Other British Possessions	12,542	6,182	8,793	16,140	35,905	2,769	2,231	3,089	4,757	8,200
TOTAL BRITISH EMPIRE	335,831	306,200	317,423	361,748	508,952	82,709	46,180	43,548	51,858	73,650
Netherlands	80,250	73,500	10,254	8,000
Maskat Territory and Trucial Oman	18,840	21,749	14,080	14,107	18,608	12,419	11,544	8,811	7,188	7,100
Other Native States in Arabia	43,275	23,741	26,066	45,264	40,842	7,055	7,320	7,020	7,186	7,400
Java	5,268	9,330	5,393	2,952	3,330	3,095	5,250	3,300	1,785	2,400
Siam	17,680	3,584	480	168	560	8,742	4,254	240	30	200
Japan	23,184	38	..	7,360	100
Other Foreign Countries	129	1,398	1,490	7,257	978	57	404	205	1,277	600
TOTAL FOREIGN COUNTRIES	174,442	97,934	58,115	69,748	143,851	41,622	36,189	19,086	17,261	25,600
Share of Bengal	509,048	379,792	361,443	412,666	629,952	27,275	65,529	52,335	56,786	89,900
" Bombay	952	303	1,477	728	1,032	625	312	741	757	500
" Sind	12,630	15,743	10,920	10,351	3,989	11,279	9,924	7,374	6,384	5,200
" Madras	193	1,624	1,218	7,661	12,330	180	4,820	1,444	4,697	2,400
" Burma	27,420	2,722	480	90	..	21,142	4,734	240	20	..
TOTAL	580,273	404,184	375,588	431,406	652,803	1,30,391	82,369	62,634	69,214	93,500
Total Tobacco—	Lbs.	Lbs.	Lbs.	Lbs.	Lbs.					
United Kingdom (including Channel Islands)	10,001,148	10,650,072	9,075,810	13,336,866	9,297,349	33,45,293	39,53,056	36,71,674	47,42,489	34,62,221
Irish Free State (a)	282,000	12,500	99,215	6,250
Aden and Dependencies	5,374,505	4,432,934	4,402,676	5,403,989	6,075,153	25,08,019	15,93,258	15,91,051	19,74,570	21,95,211
Ceylon (excluding Maldives)	280,204	326,664	187,306	405,880	505,283	2,63,279	1,74,692	1,04,502	1,90,121	2,57,338
Maldives	205,933	259,218	318,374	320,668	493,305	63,055	34,975	40,350	41,946	66,948
Straits Settlements	2,740,992	1,712,670	903,757	1,224,449	1,280,721	10,83,760	7,46,547	3,82,856	4,28,155	3,93,333
Federated Malay States	1,297,836	822,839	497,726	581,396	766,876	5,11,991	3,75,156	2,35,607	2,15,074	2,75,313
Hongkong	917,009	2,649,514	428,538	711,900	1,185,983	1,04,017	2,32,390	38,425	55,127	65,351
Zanzibar and Pemba	7,652	9,530	9,757	4,904	5,555	6,395	6,230	6,764	3,700	3,605
British West India Islands (excluding Bahamas)	42,888	68,412	60,392	21,089	25,546	36,379
Other British Possessions	14,340	6,078	5,628	13,022	13,523	10,490	6,595	5,199	6,267	7,890
TOTAL BRITISH EMPIRE	21,039,628	20,869,519	15,865,404	22,359,036	10,666,650	84,01,299	71,22,949	60,97,517	77,80,210	67,76,062
U. S. S. R.—										
Pacific ports (in Asia)	237,120	61,560
Denmark	27,325	31,320	25,707	8,833	15,397	10,106
Germany	295,216	..	101,581	12,500	..	31,527	..	17,444	1,250	..
Netherlands	2,481,490	947,071	1,666,993	3,514,817	1,404,054	2,42,194	1,31,883	3,99,513	4,12,799	2,03,443
Belgium	1,022,557	118,318	24,188	867,295	33,325	1,45,649	29,125	5,785	58,556	19,204
Turkey, Asiatic	525	63,860	21,486	35,716	410	502	11,762	2,445	7,559	133
Iraq	2,360	2,038	3,449	1,347	3,495	4,703	3,028	5,248	2,603	5,476
Maskat Territory and Trucial Oman	66,570	54,357	50,678	28,612	39,083	17,781	15,517	20,093	8,763	9,420
Other Native States in Arabia	43,275	78,874	392,836	310,826	151,003	7,055	23,770	1,23,266	1,04,616	46,821
Java	6,407	12,465	5,619	2,952	3,330	4,681	8,299	3,420	1,785	2,420
Siam	103,934	20,508	2,500	858	2,543	33,785	10,504	1,516	427	1,130
French Indo-China	783	67,099	538	2,240	..	550	22,475	430	1,120	..
China (exclusive of Hongkong and Macao)	108,505	216,000	72,273	2,431	9,563	20,621	21,750	7,539	536	1,506

(a) Separately shown from 1933-34.

No. 11—continued

ARTICLES, AND COUNTRIES OF FINAL DESTINATION; ALSO SHARE OF EACH PROVINCE	QUANTITY					VALUE				
	1930-31	1931-32	1932-33	1933-34	1934-35	1930-31	1931-32	1932-33	1933-34	1934-35
Tobacco—continued						R	R	R	R	R
Total Tobacco—continued	Lbs.	Lbs.	Lbs.	Lbs.	Lbs.					
Japan	8,840,958	8,722,702	8,144,652	8,313,084	5,808,717	14,04,260	11,04,142	9,45,951	9,87,840	11,14,181
Egypt	1,449	402	8,746	458	12,433	3,286	769	2,747	576	5,095
Italian East Africa (Somaliland and Eritrea)	62,608	18,216	—	10	—	29,480	4,830	—	5	—
Other Foreign Countries	39,070	40,150	3,231	8,107	12,478	8,937	7,370	1,337	2,133	4,690
TOTAL FOREIGN COUNTRIES	8,983,004	5,391,780	5,767,246	7,600,814	7,710,434	19,68,744	16,19,520	10,13,339	15,90,657	14,14,208
Share of Bengal	4,706,440	3,327,183	2,956,445	2,914,272	2,825,587	6,73,324	7,34,531	6,62,436	6,32,079	3,34,164
“ <i>Bombay</i>	5,186,333	4,360,167	4,886,268	5,611,892	6,033,083	25,14,892	16,28,998	18,01,936	20,05,937	22,17,613
“ <i>Sind</i>	60,360	45,351	17,512	24,743	30,757	16,591	13,297	8,248	8,369	7,902
“ <i>Madras</i>	16,362,939	14,869,913	12,667,732	20,126,319	16,667,431	63,80,207	55,22,222	49,75,235	64,07,536	53,44,939
“ <i>Burma</i>	2,777,490	3,609,630	1,192,693	1,272,874	1,320,226	3,30,069	6,22,165	3,23,001	2,65,246	2,65,692
TOTAL	29,092,632	26,261,349	21,622,650	29,959,900	27,277,084	1,03,65,048	85,42,469	77,10,856	93,79,867	81,90,360
Toys and requisites for games and sports, including fishing tackle (other than firearms) (III. U)—										
United Kingdom (including Channel Islands)	—	—	—	—	—	48,347	63,067	34,639	1,05,216	2,17,478
Ceylon (excluding Maldives)	—	—	—	—	—	20,083	11,256	12,109	18,253	22,575
Straits Settlements	—	—	—	—	—	5,203	4,647	5,825	6,560	6,263
Union of South Africa	—	—	—	—	—	15,614	24,154	38,052	43,382	48,806
Kenya Colony	—	—	—	—	—	904	—	3,104	4,382	5,909
Anglo-Egyptian Sudan	—	—	—	—	—	6,948	1,102	4,360	931	1,915
British West India Islands (excluding Bahamas)	—	—	—	—	—	6,202	3,971	4,371	5,776	11,322
Commonwealth of Australia	—	—	—	—	—	64,778	51,796	28,084	40,412	31,981
New Zealand	—	—	—	—	—	20,316	18,403	18,231	31,778	37,323
Other British Possessions	—	—	—	—	—	10,421	18,334	23,430	13,249	16,442
TOTAL BRITISH EMPIRE	—	—	—	—	—	1,98,791	1,91,760	1,68,285	2,64,934	4,00,609
Sweden	—	—	—	—	—	541	2,405	18,981	60,094	32,795
Norway	—	—	—	—	—	—	3,360	3,020	7,178	6,942
Germany	—	—	—	—	—	4,832	5,430	1,833	4,646	3,250
Netherlands	—	—	—	—	—	340	2,405	5,452	12,647	13,833
France	—	—	—	—	—	3,607	7,058	1,214	313	1,118
Java	—	—	—	—	—	688	1,183	6,337	6,815	3,916
Philippines	—	—	—	—	—	9,305	6,227	460	314	691
Egypt	—	—	—	—	—	700	2,637	3,304	5,536	1,608
Portuguese East Africa	—	—	—	—	—	2,842	4,430	11,898	14,061	20,214
United States of America—										
“ <i>Via Atlantic Coast</i>	—	—	—	—	—	59,254	46,840	55,415	82,469	33,034
“ <i>Pacific</i>	—	—	—	—	—	11,128	38,331	43,332	39,340	39,930
Mexico	—	—	—	—	—	9,124	2,628	—	—	2,865
Argentine Republic (including the Atlantic Coast of Patagonia)	—	—	—	—	—	11,746	7,347	2,661	3,718	3,825
Other Foreign Countries	—	—	—	—	—	6,108	19,253	14,147	25,192	19,412
TOTAL FOREIGN COUNTRIES	—	—	—	—	—	1,11,405	1,40,238	1,68,604	2,69,133	1,85,533
Share of Bengal	—	—	—	—	—	1,74,577	1,79,390	1,48,363	1,65,779	1,64,348
“ <i>Bombay</i>	—	—	—	—	—	1,17,000	90,166	1,27,006	2,18,919	2,02,636
“ <i>Sind</i>	—	—	—	—	—	6,018	54,139	43,492	1,42,362	2,05,949
“ <i>Madras</i>	—	—	—	—	—	12,484	8,274	7,591	7,685	12,140
“ <i>Burma</i>	—	—	—	—	—	143	135	527	322	172
TOTAL	—	—	—	—	—	3,10,198	3,91,998	3,31,889	5,34,067	5,86,142

GENERAL EXPORTS

INDIAN MERCHANDISE

(716)

No. 11—continued

ARTICLES, AND COUNTRIES OF FINAL DESTINATION; ALSO SHARE OF EACH PROVINCE	QUANTITY					VALUE				LAKHS
	1930-31	1931-32	1932-33	1933-34	1934-35	1930-31	1931-32	1932-33	1933-34	
Umbrellas, including Parasols and Sunshades (III. U)—	No.	No.	No.	No.	No.	R	R	R	R	
Ceylon (excluding Maldives)	35,967	30,589	490	126	108	50,779	37,454	725	518	
Straits Settlements	14,194	6,672	6,144	5,837	6,606	16,265	8,284	7,495	6,582	
Mauritius and Dependencies	4,548	7,500	900	4,478	5,468	6,125	9,400	1,125	6,158	
Other British Possessions	6,421	6,258	4,059	5,740	4,934	9,728	8,995	5,851	7,866	
TOTAL BRITISH EMPIRE	61,130	61,019	11,598	16,181	17,116	62,897	64,133	15,196	19,089	
Portuguese East Africa	3,904	1,684	1,867	1,068	120	5,850	2,525	2,440	1,600	
Other Foreign Countries	737	302	2,148	1,567	1,022	1,471	899	3,851	3,896	
TOTAL FOREIGN COUNTRIES	4,641	2,086	3,715	2,635	1,142	7,321	3,424	6,291	5,496	
Share of Bengal	36,274	43,924	9,568	13,356	13,333	44,102	52,024	11,569	14,008	
" <i>Bombay</i>	2,637	7,272	5,067	5,039	4,629	12,930	10,297	3,235	3,631	
" <i>Sind</i>	60	30	160	
" <i>Madras</i>	20,078	1,190	490	21,097	2,017	728	..	
" <i>Burma</i>	1,323	1,719	180	371	216	1,289	2,529	377	944	
TOTAL	65,771	63,105	15,308	18,816	18,258	90,218	67,667	21,487	24,685	
Vehicles (excluding Locomotives, etc., for Railways)—	No.	No.	No.	No.	No.					
Carrriages and carts (III. O)—	No.	No.	No.	No.	No.					
Ceylon (excluding Maldives)	2	1	1	5,100	325	
Other British Possessions	2	4	..	30	1	248	635	..	2,940	
TOTAL BRITISH EMPIRE	2	4	2	31	2	248	635	5,100	3,265	
TOTAL FOREIGN COUNTRIES	5	5	1	8	15	880	2,000	800	1,200	
Share of Bengal	1	325	
" <i>Bombay</i>	5	7	..	37	14	378	2,600	..	2,940	
" <i>Sind</i>	2	..	1	1	..	200	..	300	300	
" <i>Madras</i>	..	2	2	35	5,100	..	
" <i>Burma</i>	2	
TOTAL	7	9	3	39	17	1,078	2,635	5,400	4,465	
Parts of carrriages and carts (III. O)—										
TOTAL BRITISH EMPIRE	—	—	—	—	—	2,565	225	250	1,065	
TOTAL FOREIGN COUNTRIES	—	—	—	—	—	760	
Share of Bengal	—	—	—	—	—	100	360	
" <i>Bombay</i>	—	—	—	—	—	1,210	175	150	705	
" <i>Sind</i>	—	—	—	—	—	360	
" <i>Madras</i>	—	—	—	—	—	1,085	60	
" <i>Burma</i>	—	—	—	—	—	
TOTAL	—	—	—	—	—	3,825	225	250	1,065	

No. 11—continued.

ARTICLES, AND COUNTRIES OF FINAL DESTINATION, ALSO SHARE OF EACH PROVINCE	QUANTITY					VALUE				
	1980-81	1981-82	1982-83	1983-84	1984-85	1980-81	1981-82	1982-83	1983-84	1984-85
Vehicles (excluding Locomotives, etc., for Railways)— contd.						R	R	R	R	R
<i>Ships, parts of (including Launches and Boats) (I.L. O)—</i>										
Ceylon (excluding Maldives)	—	—	—	—	—	626	778	80,000	850	70
Other British Possessions	—	—	—	—	—	5,590	558	2,080	780	1,078
TOTAL BRITISH EMPIRE	—	—	—	—	—	6,216	1,331	82,080	1,630	1,748
TOTAL FOREIGN COUNTRIES	—	—	—	—	—	2,745	1,780	4,350	1,835	3,050
<i>Share of Bombay</i>	—	—	—	—	—	..	1,175	5
<i> " Sind</i>	—	—	—	—	—	100	40
<i> " Madras</i>	—	—	—	—	—	8,861	1,886	7,020	2,955	5,018
<i> " Burma</i>	—	—	—	—	—	30,000	..	335
TOTAL	—	—	—	—	—	8,961	3,061	87,080	2,955	5,398
Other Mnds (I.L. O)—										
United Kingdom (including Channel Islands)	—	—	—	—	—	11,800
Other British Possessions	—	—	—	—	—	587	74	300
TOTAL BRITISH EMPIRE	—	—	—	—	—	12,387	74	300
TOTAL FOREIGN COUNTRIES	—	—	—	—	—	..	443	300
<i>Share of Bengal</i>	—	—	—	—	—	11,800	443
<i> " Bombay</i>	—	—	—	—	—	300
<i> " Madras</i>	—	—	—	—	—	587	74	300
<i> " Burma</i>	—	—	—	—	—
TOTAL	—	—	—	—	—	12,387	517	600
Total value of vehicles, etc.	—	—	—	—	—	25,751	6,438	42,680	8,485	9,980
Wax of all kinds, other than Paraffin wax (excluding candles) (I.L. L)—										
United Kingdom (including Channel Islands)	381	383	705	784	1,040	32,904	27,853	51,971	42,100	1,05,676
Ceylon (excluding Maldives)	858	240	381	204	167	16,277	13,787	16,587	9,807	8,874
Straits Settlements	399	60	134	327	577	24,953	4,011	7,085	11,736	27,205
Hongkong	106	635	207	97	226	6,280	32,585	9,740	8,285	8,150
Other British Possessions	37	172	154	45	..	790	4,165	3,557	1,150	..
TOTAL BRITISH EMPIRE	1,876	1,490	1,581	1,407	2,910	81,194	83,401	88,890	68,078	1,49,905
Japan	14,189	3,000	9,969	12	..	3,23,549	62,997	2,09,462	360	..
Other Foreign Countries	1	7	65	72	173	450	290	5,000	3,374	5,495
TOTAL FOREIGN COUNTRIES	14,190	3,007	10,034	84	173	3,23,999	63,287	2,14,462	3,734	5,495

GENERAL EXPORTS

(718)

INDIAN MERCHANDISE

No. 11—continued

ARTICLES AND COUNTRIES OF FINAL DESTINATION; ALSO SHARE OF EACH PROVINCE	QUANTITY					VALUE				
	1930-31	1931-32	1932-33	1933-34	1934-35	1930-31	1931-32	1932-33	1933-34	1934-35
Wax of all kinds other than Paraffin wax (excluding Candles) (II. L.)—continued										
Share of Bengal	Cwts. 1,008	Cwts. 1,205	Cwts. 1,343	Cwts. 1,349	Cwts. 2,617	₹ 72,857	₹ 75,250	₹ 82,355	₹ 89,757	₹ 1,21,414
" Bombay	38	6	..	3	318	2,317	330	..	165	..
" Sind	..	6	3	89	250	244	4,710	..
" Madras	19	30	44	26	31	1,017	1,522	3,337	3,531	..
" Burma	14,414	3,800	10,350	133	117	3,22,102	68,328	2,17,518	4,659	..
TOTAL	15,466	4,497	11,645	1,491	3,083	4,05,193	1,45,638	3,03,352	71,612	1,21,414
Wood and Timber—										
TIMBER, other than RAILWAY SLEEPERS—										
Teak wood (II. B)—	Cubic tons	Cubic tons	Cubic tons	Cubic tons	Cubic tons					
United Kingdom (including Channel Islands)	22,313	12,821	11,755	16,531	22,352	65,78,606	34,35,522	28,86,783	39,23,878	61,24,114
Irish Free States (a)	37
Palatine	97	15	23,406	..
Aden and Dependencies	57	16	24	54	65	13,175	6,130	3,507	8,374	..
Bahrain Islands	51	15	21	43	41	3,394	4,390	5,142	7,570	..
Ceylon (excluding Maldives)	1,436	1,431	952	621	949	2,25,394	1,36,891	1,47,555	84,868	1,34,114
Straits Settlements	97	55	27	16	31	13,676	3,543	4,437	2,133	..
Hongkong	30	75	58	12	21	3,790	3,059	7,275	1,343	..
Union of South Africa	4,416	1,921	699	5,555	3,630	12,83,239	5,25,536	1,71,319	9,05,758	7,37,114
Zanzibar and Pemba	180	147	140	42	165	41,816	26,304	21,738	6,769	24,114
Kenya Colony	531	161	131	134	114	1,54,055	35,396	20,627	23,035	14,114
Mauritius and Dependencies	530	693	240	646	371	37,138	1,04,327	32,950	69,023	41,114
Commonwealth of Australia	45	53	37	317	135	11,375	15,943	22,143	53,445	23,114
New Zealand	15	23	9	7	8	4,563	7,146	2,333	2,135	..
Other British Possessions	18	32	18	27	39	4,502	3,220	1,332	2,300	..
TOTAL BRITISH EMPIRE	29,349	17,443	14,163	22,223	34,953	34,35,227	43,58,461	32,77,712	51,30,637	72,72,114
Norway	..	15	34	11	20	..	2,700	15,000	3,043	..
Sweden	41	30	35	67	177	12,450	3,000	3,568	17,519	..
Denmark	112	39	43	73	129	23,457	11,700	13,105	16,353	..
Germany	361	94	249	1,239	2,321	2,98,530	26,696	67,298	3,19,806	6,65,114
Netherlands	2,498	910	435	425	508	7,23,457	2,43,313	1,02,483	70,112	..
Belgium	315	252	517	503	299	75,927	59,923	1,30,307	1,00,913	..
France	551	40	25	7	103	2,05,574	12,000	5,557	1,060	..
Spain	35	9,459
Italy (including Fiume)	242	676	293	..	396	71,522	2,25,709	30,472
Greece	28
Syria	129	14	33,923	..
Mascat Territory and Trucial Oman	74	11	13	27	56	3,091	1,228	1,395	3,196	..
Other Native States in Arabia	27	22	63	46	104	3,075	1,323	6,770	5,110	..
Iraq	533	333	637	357	967	1,41,951	61,053	1,22,517	1,33,644	1,65,114
Iran	794	16	7	40	325	2,97,950	4,333	1,239	10,746	..
Philippines	100	30,090
China (exclusive of Hongkong and Macao)	5	..	373
Japan	30	15	40	9,000	4,500	10,730
Egypt	135	20	67	319	371	55,306	5,399	16,611	52,996	..
Portuguese East Africa	424	433	393	321	737	1,12,700	1,23,750	39,535	69,734	1,39,114
United States of America—										
Vld Atlantic Coast	3,133	1,452	136	496	563	10,59,435	4,20,345	56,172	1,07,364	1,48,114
" Pacific "	359	251	6	31	433	1,31,294	75,453	1,800	9,274	1,31,114
Hawaii	101
Other Foreign Countries	25	1	4	19	63	4,303	150	1,307	5,303	..
TOTAL FOREIGN COUNTRIES	10,362	4,670	3,136	4,515	3,154	32,73,162	13,02,394	7,40,331	10,10,024	1,76,414

(a) Separately shown from 1933-34.

No. 11—continued

ARTICLES, AND COUNTRIES OF FINAL DESTINATION; ALSO SHARE OF EACH PROVINCE	QUANTITY					VALUE				
	1930-31	1931-32	1932-33	1933-34	1934-35	1930-31	1931-32	1932-33	1933-34	1934-35
Wood and Timber—continued						R	R	R	R	R
TIMBER, other than RAILWAY SLEEPERS—continued										
Teak wood (II. B)—continued	Cubic tons	Cubic tons	Cubic tons	Cubic tons	Cubic tons					
Share of Bengal	220	276	113	7	10	22,193	39,366	12,308	1,600	1,430
“ Bombay	2,602	1,107	989	1,417	1,946	8,32,132	1,79,095	1,39,842	3,13,673	3,07,709
“ Sind	19	2	2	36	1	5,451	409	437	7,164	466
“ Madras	198	79	160	164	322	17,542	9,341	23,762	15,240	24,504
“ Burma	37,171	20,649	16,085	25,124	40,328	1,07,61,031	54,41,144	37,61,744	57,93,084	86,47,114
TOTAL	40,211	22,113	17,348	26,738	43,107	1,17,08,389	56,31,365	40,18,093	61,30,661	80,41,223
Teak Keys (II. B)—	Tons	Tons	Tons	Tons	Tons					
United Kingdom (including Channel Islands)	2,941	2,677	3,033	3,585	4,136	5,04,276	4,50,030	4,28,493	5,15,811	6,13,090
United States of America— Via Atlantic Coast	1	60
Share of Bombay	1	60
“ Burma	2,941	2,677	3,033	3,585	4,136	5,04,276	4,50,030	4,28,493	5,15,811	6,13,090
TOTAL	2,941	2,677	3,033	3,585	4,137	5,04,276	4,50,030	4,28,493	5,15,811	6,13,150
Wood—										
Firewood (II. B)—	Tons	Tons	Tons	Tons	Tons					
TOTAL BRITISH EMPIRE	..	6	20	20	1	4	325	165	80	6
Native States in Arabia other than Maskat Territory and Trucial Oman	397	214	408	219	131	6,024	4,934	7,113	3,311	2,897
Other Foreign Countries	6	12	8
TOTAL FOREIGN COUNTRIES	397	214	408	219	131	6,030	4,946	7,113	3,311	2,405
Share of Bengal	1	300
“ Bombay
“ Sind	397	214	408	219	131	6,030	4,946	7,113	3,311	2,405
“ Madras	5	20	..	1	4	25	165	..	6
“ Burma	20	80	..
TOTAL	397	220	428	239	132	6,034	5,271	7,278	3,391	2,411
Hardwood (other than teak)(II. B) —(a)				Cubic tons	Cubic tons					
United Kingdom (including Channel Islands)	—	—	—	528	643	—	—	—	63,912	63,538
Other British Possessions	—	—	—	12	52	—	—	—	1,049	6,814
TOTAL BRITISH EMPIRE	—	—	—	540	695	—	—	—	64,961	70,352
Iraq	—	—	—	62	29	—	—	—	6,150	2,141
Other Foreign Countries	—	—	—	26	14	—	—	—	4,734	1,546
TOTAL FOREIGN COUNTRIES	—	—	—	88	43	—	—	—	10,884	3,687
Share of Bengal	—	—	—	—	—	—	—	..
“ Bombay	—	—	—	33	5	—	—	—	7,392	1,028
“ Sind	—	—	—	—	—	—
“ Madras	—	—	—	160	38	—	—	—	22,730	4,847
“ Burma	—	—	—	445	692	—	—	—	45,732	68,166
TOTAL	—	—	—	628	738	—	—	—	75,845	74,039
Sandalwood (II. B)—	Tons	Tons	Tons	Tons	Tons					
United Kingdom (including Channel Islands)	50	89	60	264	32	73,590	1,26,686	84,150	3,14,163	89,539
Aden and dependencies	4	4	1	4	4	5,065	6,429	3,171	3,250	3,525
Straits Settlements	16	41	2	33,240	76,070	4,035	260	1,437
Hongkong	7	13	13	9	3	14,210	22,814	17,832	14,487	13,300
Anglo-Egyptian Sudan	53	37	33	49	53	33,715	53,337	48,651	53,950	56,685
Other British Possessions	2	..	2	1	..	3,078	2,444	3,377	2,309	2,156
TOTAL BRITISH EMPIRE	137	184	116	327	97	2,17,395	2,87,230	1,61,266	3,88,009	1,16,089

(a) Separately recorded from 1933-34.

GENERAL EXPORTS

INDIAN MERCHANDISE

(720)

No. 11—continued

ARTICLES, AND COUNTRIES OF FINAL DESTINATION: ALSO SHARE OF EACH PROVINCE	QUANTITY					VALUE				
	1980-81	1981-82	1982-83	1983-84	1984-85	1980-81	1981-82	1982-83	1983-84	1984-85
	Tons	Tons	Tons	Tons	Tons	Rs	Rs	Rs	Rs	Rs
Wood and Timber—continued										
Wood—continued										
Sandal wood (H. R.)—continued										
Germany	12	15	13,850	21,800	
France	3	6	14	2	4	5,160	13,100	28,404	8,076	
China (exclusive of Hong- kong and Macao)	41	48	41	85	61	63,865	56,025	71,980	1,25,766	
Japan	34	57	123	96	..	68,378	81,376	1,28,710	
Egypt	2	5	9	9	3	3,410	5,498	8,725	11,705	
United States of America— Via Atlantic Coast	522	509	170	422	412	8,89,438	8,59,339	2,07,498	5,68,845	4,72
Other Foreign Countries	3	..	2	6	2	4,475	3,340	2,770	7,613	
TOTAL FOREIGN COUNTRIES	571	600	305	661	578	9,65,848	10,00,680	4,79,451	8,61,213	4,82
Share of Bengal	339	40
.. Bombay	607	292	211	293	271	2,18,083	2,75,257	2,95,020	3,64,736	2,23
.. Sind
.. Madras	291	492	210	696	404	3,68,421	2,12,337	3,45,632	2,35,046	1,82
.. Burma	240	27	35	240	14
TOTAL	708	784	421	988	675	11,83,743	12,87,960	6,40,717	12,50,122	8,01
OTHER KINDS OF WOOD AND TIMBER (H. R.)—										
United Kingdom (including Channel Islands)	2,24,904	1,72,221	1,45,800	20,885	2,2
Aden and Dependencies	7,798	1,712	23,215	4,166	2,1
Bahrain Islands	4,726	5,070	535	3,811	1,1
Ceylon (excluding Maldives)	14,501	9,570	2,232	3,038	6,9
Maldives	4,613	10,933	3,342	1,845	5,1
Other British Possessions	7,216	12,393	7,479	4,177	4,2
TOTAL BRITISH EMPIRE	2,68,708	2,11,204	1,89,172	26,372	42,1
Germany	9,100	3,710	2,005	5,121	5,1
France	13,612	..	29,778	51,444	79,1
Italy (including Fiume)	12,805	7,347	31,523	95,685	1,04,1
Turkey, Asiatic	1,000	..	1,135	..	20,1
Market Territory and Trucial Oman	18,343	2,205	7,122	4,986	7,2
Other Native States in Arabia	7,429	3,229	19,912	14,295	14,1
Iraq	60,932	21,986	62,123	20,750	45,1
Iran	77,481	2,680	4,639	3,592	21,1
Japan	1,986	1,500	2,032	..	5,1
United States of America— Via Atlantic Coast	26,103	8,957	3	11,640	10,1
.. Pacific	200	1
Other Foreign Countries	7,173	3,525	1,892	1,762	2,1
TOTAL FOREIGN COUNTRIES	2,38,214	65,089	1,62,154	2,09,275	3,30,1
Share of Bengal	76,560	1,06,313	25,666	7,452	8,8
.. Bombay	1,14,229	16,451	26,623	10,889	69,3
.. Sind	2,723	1,545	23,618	80,978	33,2
.. Madras	1,70,525	65,988	1,62,034	1,44,441	2,62,3
.. Burma	1,36,220	96,496	1,16,775	1,857	2,9
TOTAL	4,90,922	2,76,298	3,45,326	2,45,047	3,72,31

No. 11—continued

ARTICLES, AND COUNTRIES OF FINAL DESTINATION; ALSO SHARE OF EACH PROVINCE	QUANTITY					VALUE				
	1930-31	1931-32	1932-33	1933-34	1934-35	1930-31	1931-32	1932-33	1933-34	1934-35
						₹	₹	₹	₹	₹
Wood and Timber—continued										
MANUFACTURES OF Wood, other than FURNITURE AND CABINETWARE (III G)—										
United Kingdom (including Channel Islands)	—	—	—	—	—	30,055	65,364	33,018	17,760	8,291
Gibraltar	—	—	—	—	—	11,470	4,525	3,168	1,325	1,275
Palestine	—	—	—	—	—	20,566	4,680
Aden and Dependencies	—	—	—	—	—	5,802	8,225	6,582	5,540	8,758
Bahrain Islands	—	—	—	—	—	12,479	625	305	540	200
Ceylon (excluding Maldives)	—	—	—	—	—	9,707	9,417	8,348	3,745	3,910
Zanzibar and Pemba	—	—	—	—	—	4,250	3,586	2,575	2,521	1,060
Kenya Colony	—	—	—	—	—	6,020	4,276	4,016	6,321	4,849
Tanganyika Territory	—	—	—	—	—	9,640	8,995	5,170	2,942	680
Other British Possessions	—	—	—	—	—	4,280	3,059	3,486	9,355	13,230
TOTAL BRITISH EMPIRE	—	—	—	—	—	96,213	1,18,102	76,618	70,685	46,928
Italy (including Fiume)	—	—	—	—	—	2,295	2,845	14,815	2,950	1,150
Syria	—	—	—	—	—	300	4,000	100	26,687	15,485
Meskat Territory and Trucial Oman	—	—	—	—	—	3,269	3,095	9,415	1,597	2,364
Iraq	—	—	—	—	—	15,686	10,433	22,974	68,032	24,973
Iran	—	—	—	—	—	649	469	4,669	125	7,341
Portuguese East Africa	—	—	—	—	—	5,478	9,814	1,898	1,250	340
United States of America—										
Vid Atlantic Coast	—	—	—	—	—	5,685	4,925	12,088	12,693	4,531
" Pacific "	—	—	—	—	—	2,220	600	1,251	7	550
Other Foreign Countries	—	—	—	—	—	13,259	16,796	23,232	18,691	18,279
TOTAL FOREIGN COUNTRIES	—	—	—	—	—	43,809	52,678	1,01,427	1,32,032	74,963
Share of Bengal	—	—	—	—	—	14,235	43,959	25,730	12,236	4,135
Bombay	—	—	—	—	—	1,15,467	1,02,991	1,08,327	1,31,431	1,07,923
Sind	—	—	—	—	—	3,543	6,372	6,908	1,141	1,448
Madras	—	—	—	—	—	2,345	5,044	36,463	6,564	7,141
Burma	—	—	—	—	—	4,331	2,474	514	1,395	1,204
TOTAL	—	—	—	—	—	1,44,522	1,65,780	1,78,045	2,02,667	1,21,991
Total value of Wood and Timber—										
United Kingdom (including Channel Islands)	—	—	—	—	—	74,11,631	42,38,843	35,28,194	48,55,379	69,38,819
Irish Free State (a) £.	—	—	—	—	—	—	—	—	—	7,155
Gibraltar	—	—	—	—	—	11,470	5,230	3,108	1,476	1,275
Palestine	—	—	—	—	—	43,072	6,046
Aden and Dependencies	—	—	—	—	—	33,840	22,493	36,446	21,330	27,038
Bahrain Islands	—	—	—	—	—	16,099	10,145	5,032	11,921	10,279
Ceylon (excluding Maldives)	—	—	—	—	—	2,51,461	2,07,404	1,58,942	93,768	1,52,248
Maldives	—	—	—	—	—	6,925	13,760	5,940	4,340	4,570
Straits Settlements	—	—	—	—	—	49,195	39,937	9,923	2,041	7,625
Hongkong	—	—	—	—	—	22,589	34,263	26,432	18,455	16,012
Union of South Africa	—	—	—	—	—	12,91,161	5,30,053	1,72,739	9,06,843	7,99,070
Zanzibar and Pemba	—	—	—	—	—	47,931	30,652	26,668	10,215	27,513
Kenya Colony	—	—	—	—	—	1,60,620	40,187	23,673	29,656	20,444
Tanganyika Territory	—	—	—	—	—	11,390	3,995	5,130	2,942	730
Anglo-Egyptian Sudan	—	—	—	—	—	33,099	54,037	49,351	54,145	57,410
Mauritius and Dependencies	—	—	—	—	—	39,233	1,04,367	33,306	69,023	47,630
Commonwealth of Australia	—	—	—	—	—	11,465	16,193	22,643	61,045	33,644
New Zealand	—	—	—	—	—	7,332	8,631	2,373	2,647	3,650
Other British Possessions	—	—	—	—	—	3,976	4,600	6,406	7,403	14,391
TOTAL BRITISH EMPIRE	—	—	—	—	—	95,17,323	54,20,402	41,27,426	61,97,405	81,62,493

(a) Separately shown from 1933-34. Prior to 1933-34 included under the United Kingdom.

GENERAL EXPORTS

INDIAN MERCHANDISE

(722)

No. 11—continued

ARTICLES, AND COUNTRIES OF FINAL DESTINATION; ALSO SHARE OF EACH PROVINCE	QUANTITY					VALUE			
	1930-31	1931-32	1932-33	1933-34	1934-35	1930-31	1931-32	1932-33	1933-34
						R	R	R	R
Wood and Timber—concluded									
TOTAL VALUE OF WOOD AND TIMBER—continued									
Sweden	—	—	—	—	—	12,750	8,186	8,568	17,619
Norway	—	—	—	—	—	..	2,700	15,006	8,048
Denmark	—	—	—	—	—	38,457	11,805	13,105	16,333
Germany	—	—	—	—	—	3,05,963	80,425	88,328	2,47,473
Netherlands	—	—	—	—	—	7,25,591	2,49,013	1,04,427	70,355
Belgium	—	—	—	—	—	75,932	60,108	1,80,307	1,00,912
France	—	—	—	—	—	2,29,371	27,320	65,679	59,019
Spain	—	—	—	—	—	9,459	25
Italy (including Fiume)	—	—	—	—	—	87,422	2,35,601	1,27,210	1,01,845
Greece	—	—	—	—	—
Turkey, Asiatic	—	—	—	—	—
Syria	—	—	—	—	—	800	4,170	370	60,612
Iraq	—	—	—	—	—	2,18,619	1,08,472	2,13,614	2,78,583
Mascat Territory and Tru- cial Oman	—	—	—	—	—	32,659	9,011	19,882	13,054
Other Native States in Arabia	—	—	—	—	—	19,958	13,402	38,192	26,759
Iran	—	—	—	—	—	3,76,405	7,937	10,597	14,471
Philippines	—	—	—	—	—	30,290	1,095	2,000	..
China (exclusive of Hong- kong and Macao)	—	—	—	—	—	63,365	50,125	73,227	1,25,200
Japan	—	—	—	—	—	11,136	69,378	94,538	1,26,790
Egypt	—	—	—	—	—	61,703	13,297	27,833	65,709
Tripoli (Libya)	—	—	—	—	—	1,250	9,509
Portuguese East Africa	—	—	—	—	—	1,18,176	1,41,189	91,433	71,799
Italian East Africa (Somali- land and Eritrea)	—	—	—	—	—	2,010	200	5,210	2,175
United States of America— Vid Atlantic Coast	—	—	—	—	—	19,80,711	13,02,567	3,35,754	6,94,962
" Pacific "	—	—	—	—	—	1,33,714	76,053	3,051	9,381
Hawaii	—	—	—	—	—	750
Other Foreign Countries	—	—	—	—	—	12,781	7,453	11,806	9,260
TOTAL FOREIGN COUNTRIES	—	—	—	—	—	45,29,568	24,26,227	14,90,526	22,26,739
Share of Bengal	—	—	—	—	—	1,11,933	1,37,777	63,644	31,138
" Bombay	—	—	—	—	—	19,24,920	6,73,394	6,19,372	8,78,181
" Sind	—	—	—	—	—	17,852	13,372	33,074	22,394
" Madras	—	—	—	—	—	5,64,833	9,81,635	5,53,701	10,74,921
" Burma	—	—	—	—	—	1,14,27,243	59,90,111	43,37,661	63,53,320
TOTAL	—	—	—	—	—	1,40,46,686	78,46,689	56,17,952	84,24,144
Postal Articles (V)—									
United Kingdom (including Channel Islands)	—	—	—	—	—	53,55,394	51,00,136	45,01,665	46,34,678
Gibraltar	—	—	—	—	—	5,016	5,451	4,372	7,816
Malta and Gozo	—	—	—	—	—	..	717
Bahrain Islands	—	—	—	—	—	92,024	68,567	74,759	75,886
Ceylon (including Maldives).	—	—	—	—	—	28,01,698	17,77,140	13,95,402	12,35,322
Maldives	—	—	—	—	—	99,893	..
Straits Settlements	—	—	—	—	—	60,08,089	63,55,015	52,14,363	34,37,127
Federated Malay States	—	—	—	—	—	6,33,443	3,49,461	2,21,312	1,53,010
British Borneo	—	—	—	—	—	3,288	1,612	1,308	645
Hongkong	—	—	—	—	—	10,58,934	8,19,336	4,74,554	2,91,303
Union of South Africa	—	—	—	—	—	2,06,720	2,03,133	1,31,203	1,94,353
Zanzibar and Pemba	—	—	—	—	—	91,177	1,10,408	1,60,437	77,671
Kenya Colony	—	—	—	—	—	2,26,625	1,63,727	1,07,933	1,07,223
Tanganyika Territory	—	—	—	—	—	92,287	71,974	50,657	58,505
Uganda Protectorate	—	—	—	—	—	2,35,011	1,22,241	79,333	92,576
Nyasaland Protectorate	—	—	—	—	—
Somaland Protectorate	—	—	—	—	—	3,160	2,249	2,345	1,371

No. 11—continued

ARTICLES, AND COUNTRIES OF FINAL DESTINATION; ALSO SHARE OF EACH PROVINCE	QUANTITY					VALUE				
	1930-31	1931-32	1932-33	1933-34	1934-35	1930-31	1931-32	1932-33	1933-34	1934-35
	R	R	R	R	R	R	R	R	R	R
Postal Articles (V)—continued										
Mauritius and Dependencies	—	—	—	—	—	26,732	21,185	85,894	13,537	84,246
Seychelles	—	—	—	—	—	5,401	3,481	10,399	2,532	1,952
Commonwealth of Australia	—	—	—	—	—	1,09,807	1,00,294	1,28,240	87,028	95,380
New Zealand	—	—	—	—	—	1,53,318	87,686	90,513	78,567	62,241
Fiji Islands	—	—	—	—	—	25,668	21,701	1,89,118	38,747	46,680
TOTAL BRITISH EMPIRE	—	—	—	—	—	1,72,79,282	1,58,91,202	1,30,72,565	1,05,78,989	98,23,932
Germany	—	—	—	—	—	1,58,038	97,830	67,043
France	—	—	—	—	—	12,44,675	14,02,535	12,95,131	18,30,555	21,19,131
Switzerland	—	—	—	—	—	79,947	1,54,416
Mascat Territory and Trucial Oman	—	—	—	—	—	40,778	35,436	34,611	29,784	28,504
Other Native States in Arabia	—	—	—	—	—	1,703	887	1,744	1,246	1,213
Iraq	—	—	—	—	—	4,14,516	2,91,322	4,84,728	2,11,173	2,03,532
Iran	—	—	—	—	—	2,11,273	69,568	66,764	84,107	82,330
Honjam Island	—	—	—	—	—	852	232	249	259	61
Sumatra	—	—	—	—	—	2,12,392	1,07,752	60,768	40,268	18,194
Java	—	—	—	—	—	14,448	14,663	7,560	3,666	3,020
Borneo (Dutch)	—	—	—	—	—	3,10,061	2,66,826	1,49,914	1,61,813	1,07,161
Celebes and other Islands	—	—	—	—	—	558	..	123	630	639
Siam	—	—	—	—	—	1,50,095	70,570	1,49,045	80,505	91,542
Philippines	—	—	—	—	—	1,299	9,337	5,585	8,228	6,640
China (exclusive of Hongkong and Macao)	—	—	—	—	—	37,638	54,058
French Indo-China	—	—	—	—	—	46,511	23,537	10,550	12,521	9,885
Japan	—	—	—	—	—	45,391	28,149	51,096	25,322	96,505
Egypt	—	—	—	—	—	3,48,843	1,91,177	2,50,435	1,18,347	1,22,088
Portuguese East Africa	—	—	—	—	—	53,171	35,673	30,729	50,658	34,645
French Somaliland	—	—	—	—	—	30,569	26,864	23,671	24,739	15,148
United States of America— Vid Atlantic Coast	—	—	—	—	—	20,202	17,612	13,066	9,111	3,151
Hayti and St. Domingo	—	—	—	—	—	7,734	8,165	9,223	9,691	11,028
TOTAL FOREIGN COUNTRIES	—	—	—	—	—	31,55,025	25,95,200	27,33,024	29,16,058	34,35,499
Share of Bengal	—	—	—	—	—	32,40,402	22,09,723	18,30,484	13,36,077	19,71,023
Bombay	—	—	—	—	—	69,17,480	62,64,600	61,62,334	61,64,791	70,19,572
Sind	—	—	—	—	—	3,38,344	2,33,275	2,30,361	3,10,011	3,22,101
Madras	—	—	—	—	—	49,34,999	31,03,370	26,75,786	19,51,416	23,77,475
Burma	—	—	—	—	—	50,13,133	61,20,634	43,06,124	33,77,349	20,69,360
TOTAL	—	—	—	—	—	2,04,34,307	1,79,86,402	1,58,55,589	1,34,90,047	1,30,59,431
All other articles of mer- chandise—										
UNMANUFACTURED (II. 3)—										
United Kingdom (including Channel Islands)	—	—	—	—	—	3,06,401	4,13,439	2,41,244	1,37,153	3,51,951
Aden and Dependencies	—	—	—	—	—	41,839	22,958	11,810	13,433	16,673
Dahrein Islands	—	—	—	—	—	405	973	770	5,827	2,392
Ceylon (excluding Maldives)	—	—	—	—	—	72,336	34,010	41,114	37,609	32,530
Straits Settlements	—	—	—	—	—	43,913	22,100	22,677	17,474	25,529
Federated Malay States	—	—	—	—	—	17,317	3,929	5,544	2,997	7,053
Hongkong	—	—	—	—	—	6,053	4,415	13,025	3,730	3,415

GENERAL EXPORTS

(724)

INDIAN MERCHANDISE

No. 11—continued

ARTICLES, AND COUNTRIES OF FINAL DESTINATION; ALSO SHARE OF EACH PROVINCE	QUANTITY					VALUE			
	1930-31	1931-32	1932-33	1933-34	1934-35	1930-31	1931-32	1932-33	1933-34
All other articles of merchandise—continued						R	R	R	R
UNMANUFACTURED (II. S)—continued									
Commonwealth of Australia	—	—	—	—	—	64,450	7,965
Other British Possessions	—	—	—	—	—	5,086	5,810	2,539	5,296
TOTAL BRITISH EMPIRE:	—	—	—	—	—	64,456	5,20,596	2,41,722	2,73,629
Germany	—	—	—	—	—	8,63,096	7,85,058	6,00,169	9,81,803
Netherlands	—	—	—	—	—	11,101	65,856	4,384	5,120
Belgium	—	—	—	—	—	30,554	10,642	30,230	45,013
France	—	—	—	—	—	2,35,365	1,64,831	1,61,409	1,97,074
Spain	—	—	—	—	—	2,69,000	76,628	1,60,692	4,33,279
Portugal (including Azores and Madeira)	—	—	—	—	—	3,305	..	4,675	1,230
Switzerland	—	—	—	—	—	..	3,255	5	15,185
Italy (including Fiume)	—	—	—	—	—	64,031	49,811	11,417	21,575
Austria	—	—	—	—	—	..	8
Czechoslovakia	—	—	—	—	—
Turkey, Asiatic	—	—	—	—	—	..	425	1,150	..
Syria	—	—	—	—	—	1,08,490	60,050	800	..
Native States in Arabia other than Maskat Territory and Trucial Oman	—	—	—	—	—	6,994	2,053	2,377	3,439
Iraq	—	—	—	—	—	6,359	9,972	7,867	5,930
Iran	—	—	—	—	—	12,734	1,795	395	44
China (exclusive of Hong-kong and Macao)	—	—	—	—	—	20,010	41,815	4,068	670
Japan	—	—	—	—	—	2,65,023	2,22,612	2,63,911	2,60,111
United States of America—									
Via Atlantic Coast	—	—	—	—	—	6,81,991	1,96,523	1,08,618	4,43,795
" Pacific "	—	—	—	—	—	11,195	7,120	5,087	3,726
Other Foreign Countries	—	—	—	—	—	3,081	3,718	1,740	13,024
Total " For order " Cargoes	—	—	—	—	—
TOTAL FOREIGN COUNTRIES	—	—	—	—	—	26,11,323	17,11,212	14,18,989	24,06,123
States of Bengal	—	—	—	—	—	5,85,198	3,60,143	3,74,043	3,38,697
" Bombay	—	—	—	—	—	10,48,071	7,75,245	6,59,178	8,53,335
" Sind	—	—	—	—	—	13,30,837	9,47,372	6,99,518	13,03,614
" Madras	—	—	—	—	—	2,32,520	96,985	75,071	1,14,053
" Burma	—	—	—	—	—	33,667	51,263	45,009	31,143
TOTAL	—	—	—	—	—	32,60,233	22,31,308	17,63,712	26,70,762
MANUFACTURED (III. U)—									
United Kingdom (including Channel Islands)	—	—	—	—	—	1,11,833	33,720	1,31,784	62,731
Palestine	—	—	—	—	—	17,024	5,300	63,412	14,184
Aden and Dependancies	—	—	—	—	—	27,114	12,945	19,461	12,819
Bahrain Islands	—	—	—	—	—	59,359	21,212	29,430	36,609
Ceylon (excluding Maldives)	—	—	—	—	—	92,919	66,813	58,700	66,612
Straits Settlements	—	—	—	—	—	37,023	31,305	32,020	48,994
Federated Malay States	—	—	—	—	—	10,466	8,138	7,668	5,869
Union of South Africa	—	—	—	—	—	11,241	6,284	5,292	7,079
Zanzibar and Pemba	—	—	—	—	—	3,934	7,941	1,066	1,710
Kenya Colony	—	—	—	—	—	24,533	23,701	22,147	16,293
Tanzania Territory	—	—	—	—	—	5,532	4,039	1,145	1,315
Somaland Protectorate	—	—	—	—	—	6,384	5,250
Anglo-Egyptian Sudan	—	—	—	—	—	12,431	3,340	2,800	2,740

No. 11—concluded

ARTICLES, AND COUNTRIES OF FINAL DESTINATION; ALSO SHARE OF EACH PROVINCE	QUANTITY					VALUE				
	1930-31	1931-32	1932-33	1933-34	1934-35	1930-31	1931-32	1932-33	1933-34	1934-35
						₹	₹	₹	₹	₹
All other articles of merchandise—concluded										
MANUFACTURED (H. U.)— —continued										
Commonwealth of Australia	—	—	—	—	—	15,287	620	616	720	2,204
Fiji Islands	—	—	—	—	—	2,192	15,473	3,950	2,394	3,718
Other British Possessions	—	—	—	—	—	6,037	5,918	10,737	3,351	3,021
TOTAL BRITISH EMPIRE	—	—	—	—	—	4,43,319	2,59,230	3,99,653	2,81,520	3,06,650
Netherlands	—	—	—	—	—	400	300	105	7,955	15,485
Germany	—	—	—	—	—	795	12,303	3,476	2,865	17,171
Belgium	—	—	—	—	—	1,573	75	13,740	12,950	3,050
France	—	—	—	—	—	3,350	3,469	17,491	7,970	965
Spain	—	—	—	—	—	—	10	11,300	100	—
Italy (including Rome)	—	—	—	—	—	7,929	25	2,512	106	3,460
Syria	—	—	—	—	—	1,200	1,320	49,760	1,350	2,354
Mascat Territory and Trucial Oman	—	—	—	—	—	6,235	4,695	6,629	5,033	4,136
Other Native States in Arabia	—	—	—	—	—	13,313	9,743	11,157	6,396	5,093
Iraq	—	—	—	—	—	3,56,327	3,31,355	4,08,243	2,58,524	3,55,792
Iran	—	—	—	—	—	3,42,445	65,325	16,292	23,237	56,533
Java	—	—	—	—	—	10,061	13,394	9,111	7,679	7,133
Japan	—	—	—	—	—	661	7,340	10,394	11,303	5,922
Egypt	—	—	—	—	—	44,411	45,841	16,643	15,434	7,774
Portuguese East Africa	—	—	—	—	—	13,369	17,245	19,697	7,937	6,443
Italian East Africa (Somali- land and Eritrea)	—	—	—	—	—	510	336	930	3,754	11,635
French Somaliland	—	—	—	—	—	650	1,055	2,327	497	6,601
United States of America— Fid Atlantic Coast	—	—	—	—	—	1,79,231	16,059	12,180	31,076	35,425
“ Pacific “	—	—	—	—	—	3,911	2,420	571	250	2,025
Other Foreign Countries	—	—	—	—	—	1,160	1,391	3,257	4,161	9,571
TOTAL FOREIGN COUNTRIES	—	—	—	—	—	9,99,001	5,48,500	7,14,945	4,15,323	5,56,673
Share of Bengal	—	—	—	—	—	1,73,323	30,293	77,253	79,033	77,617
“ Bombay	—	—	—	—	—	6,24,351	1,90,463	4,39,716	2,43,976	3,21,339
“ Sind	—	—	—	—	—	3,53,743	4,56,063	4,54,303	2,33,295	3,69,723
“ Madras	—	—	—	—	—	1,73,403	79,009	73,737	34,717	93,333
“ Burma	—	—	—	—	—	1,901	1,945	4,035	767	3,203
TOTAL	—	—	—	—	—	14,42,320	3,07,730	11,04,598	6,96,443	8,63,323
GRAND TOTAL VALUE OF INDIAN MERCHANDISE EXPORTED (exclusive of Government Stores)	—	—	—	—	—	220,49,26,333	155,88,86,094	132,27,20,964	146,31,49,000	151,21,44,497
Share of Bengal	—	—	—	—	—	36,31,73,377	64,03,33,373	55,73,11,344	63,34,03,103	63,33,14,323
“ Bihar and Orissa	—	—	—	—	—	35,993	4,050	—	—	—
“ Bombay	—	—	—	—	—	63,02,13,733	31,50,25,935	23,16,37,193	27,41,00,305	30,56,56,433
“ Sind	—	—	—	—	—	16,98,30,056	11,53,36,924	10,69,30,503	13,37,66,955	15,34,76,647
“ Madras	—	—	—	—	—	32,00,75,147	33,97,94,915	33,55,04,692	24,34,30,592	25,09,04,309
“ Burma	—	—	—	—	—	33,17,46,133	33,33,10,392	19,12,33,736	17,34,53,103	17,32,93,360
Free of Duty	—	—	—	—	—	124,23,00,903	100,97,50,002	83,00,23,709	99,10,50,109	106,45,01,711
Subject to Duty	—	—	—	—	—	96,21,25,430	54,91,27,092	49,27,02,255	47,11,98,891	44,73,42,786
TOTAL	—	—	—	—	—	220,49,26,333	155,88,86,094	132,27,20,964	146,31,49,000	151,21,44,497

No. 12

GENERAL EXPORTS OF FOREIGN MERCHANDISE IN EACH OFFICIAL YEAR FROM 1930-31 TO 1934-35

The summary classes and their sub-divisions are shown in brackets against articles—For summaries see pages 15 to 18

ARTICLES, AND COUNTRIES OF FINAL DESTINATION; ALSO SHARE OF EACH PROVINCE	QUANTITY					VALUE			
	1930-31	1931-32	1932-33	1933-34	1934-35	1930-31	1931-32	1932-33	1933-34
Animals, living—						R	R	R	R
Horses (IV. A)—	No.	No.	No.	No.	No.				
United Kingdom (including Channel Islands)	18	46	57	15	40	75,000	89,075	2,86,566	58,000
Ceylon (excluding Maldives)	36	25	47	38	54	1,89,698	1,28,300	77,500	72,700
Mauritius and Dependencies	..	4	8,000
Other British possessions	2	3	3	2	4	2,500	3,250	3,500	1,200
TOTAL BRITISH EMPIRE	56	78	107	55	98	2,67,198	2,28,625	3,67,566	1,31,900
Germany	..	2	5,000
France	7	2	80,500	6,000
Egypt	2	32	2,000	82,000
United States of America— Via Atlantic Coast	2	..	1	5,000	..	2,000	..
Other Foreign Countries	1	1	14	500	1,200
TOTAL FOREIGN COUNTRIES	10	4	3	33	14	86,000	11,000	4,000	83,200
Share of Bengal	7	11	2	9	8	12,000	38,575	16,666	57,000
" Bombay	68	67	88	66	63	2,85,693	2,14,750	3,45,900	1,13,900
" Sind	8	1	2	5,000	1,200
" Madras	..	4	2	18	39	..	6,200	6,000	13,000
" Burma	2	2,800	..
TOTAL	66	82	110	88	112	3,08,198	2,39,825	3,71,566	1,65,100
Other kinds (IV. D)—	No.	No.	No.	No.	No.				
United Kingdom (including Channel Islands)	58	59	80	37	52	10,455	15,190	6,500	5,425
Other British Possessions	..	12	5	8	1	..	765	1,450	580
TOTAL BRITISH EMPIRE	58	81	85	45	53	10,455	15,955	7,950	5,955
Egypt	698	72	1,23,630
Other Foreign Countries	4	22	305	609	8	850	525	1,715	875
TOTAL FOREIGN COUNTRIES	4	22	305	1,302	75	850	525	1,715	1,24,505
Share of Bengal	2	14	312	620	14	850	3,055	3,190	1,755
" Bombay	38	58	24	718	102	7,505	9,385	5,385	1,27,355
" Sind	80	19	3	6	11	3,000	3,125	1,350	850
" Madras	2	1	1	3	1	250	300	..	560
" Burma	..	11	615
TOTAL	62	108	340	1,347	128	11,305	16,480	9,665	1,30,460
Totals of Animals, Living	128	186	450	1,435	240	3,14,498	2,66,065	3,81,281	2,95,560

No. 12—continued

ARTICLES, AND COUNTRIES OF FINAL DESTINATION; ALSO SHARE OF EACH PROVINCE	QUANTITY					VALUE				
	1930-31	1931-32	1932-33	1933-34	1934-35	1930-31	1931-32	1932-33	1933-34	1934-35
						R	R	R	R	R
<i>Wool (including dra- gery, uniforms, accoutre- ments, but excluding woolery and boots and lees) (III. A)—</i>										
United Kingdom (including Channel Islands)	—	—	—	—	—	4,99,945	4,40,815	4,50,480	3,72,844	3,27,069
Bahrain Islands	—	—	—	—	—	52,450	48,148	45,818	18,846	21,856
Ceylon (excluding Maldives)	—	—	—	—	—	88,618	17,266	20,784	7,412	14,467
Straits Settlements	—	—	—	—	—	14,181	4,407	9,751	19,605	18,554
Hongkong	—	—	—	—	—	2,845	31,995	11,818	5,025	5,688
Union of South Africa	—	—	—	—	—	5,898	9,121	2,825	8,644	8,890
Kenya Colony	—	—	—	—	—	7,127	8,228	7,694	5,807	5,630
Commonwealth of Australia	—	—	—	—	—	6,329	2,555	8,165	981	695
New Zealand	—	—	—	—	—	6,000	5,345	1,000	600	2,400
Other British Possessions	—	—	—	—	—	16,068	11,752	7,100	6,175	10,884
TOTAL BRITISH EMPIRE	—	—	—	—	—	6,48,461	5,74,157	5,64,880	4,84,839	4,10,683
Sweden	—	—	—	—	—	15,700	6,540	4,050	8,800	660
Germany	—	—	—	—	—	11,801	11,395	22,765	18,318	19,040
Netherlands	—	—	—	—	—	2,840	1,750	4,765	1,000	6,300
France	—	—	—	—	—	22,171	19,522	17,843	5,810	10,180
Switzerland	—	—	—	—	—	9,425	10,000	9,882	498	2,150
Italy (including Fiume)	—	—	—	—	—	20,609	8,874	7,040	5,580	10,639
Maskat Territory and Trucial Oman	—	—	—	—	—	4,908	1,850	2,506	2,042	8,241
Other Native States in Arabia	—	—	—	—	—	45,819	49,151	48,003	27,077	26,678
Iraq	—	—	—	—	—	76,086	72,769	81,148	85,134	15,862
Iran	—	—	—	—	—	26,877	659	422	3,350	1,985
China (exclusive of Hongkong and Macao)	—	—	—	—	—	32,821	20,008	9,189	4,842	10,140
Japan	—	—	—	—	—	3,279	1,012	5,180	3,264	8,055
Egypt	—	—	—	—	—	14,722	21,890	19,664	8,801	3,496
Portuguese East Africa	—	—	—	—	—	10,666	12,361	5,652	3,787	350
United States of America— Via Atlantic Coast	—	—	—	—	—	1,02,448	30,234	31,019	21,135	20,275
" Pacific "	—	—	—	—	—	6,269	8,310	610	1,005	850
Other Foreign Countries	—	—	—	—	—	18,965	12,752	7,839	4,975	10,217
TOTAL FOREIGN COUNTRIES	—	—	—	—	—	4,17,851	2,63,562	2,20,923	1,46,293	1,49,598
Share of Bengal	—	—	—	—	—	1,73,596	68,655	37,552	33,748	47,559
" Bombay	—	—	—	—	—	6,61,436	9,45,033	5,81,970	4,09,800	374,042
" Sind	—	—	—	—	—	1,75,308	33,899	1,00,779	1,07,481	95,136
" Madras	—	—	—	—	—	31,161	19,394	35,376	8,354	7,775
" Burma	—	—	—	—	—	35,001	33,847	39,726	33,046	33,720
TOTAL	—	—	—	—	—	10,66,312	8,37,719	7,85,803	5,81,132	5,60,281

No. 12

GENERAL EXPORTS OF FOREIGN MERCHANDISE

IN EACH OFFICIAL YEAR FROM 1930-31 TO 1934-35

The summary classes and their sub-divisions are shown in brackets against articles—For summaries see pages 15 to 20

ARTICLES, AND COUNTRIES OF FINAL DESTINATION; ALSO SHARE OF EACH PROVINCE	QUANTITY					VALUE				
	1930-31	1931-32	1932-33	1933-34	1934-35	1930-31	1931-32	1932-33	1933-34	1934-35
Animals, living—										
<i>Horses (IV. A)—</i>	No.	No.	No.	No.	No.	R	R	R	R	R
United Kingdom (including Channel Islands)	18	46	57	15	40	75,000	89,075	2,86,568	58,000	1,06,000
Ceylon (excluding Maldives)	36	25	47	38	54	1,30,698	1,28,200	77,500	72,700	91,600
Mauritius and Dependencies	..	4	8,000
Other British possessions	2	3	2	2	4	2,500	2,250	2,500	1,200	4,200
TOTAL BRITISH EMPIRE	56	78	107	55	98	2,07,198	2,28,525	2,67,568	1,31,900	2,01,700
Germany	..	2	5,000
France	7	3	30,500	6,000
Egypt	2	32	2,000	32,000	..
United States of America— Vid Atlantic Coast	2	..	1	5,000	..	2,000
Other Foreign Countries	1	1	14	500	1,200	8,500
TOTAL FOREIGN COUNTRIES	10	5	3	33	14	36,000	11,000	4,000	33,200	8,500
Share of Bengal	7	11	3	9	3	12,000	18,575	16,668	37,000	11,200
Bombay	58	67	33	68	63	2,25,693	2,14,740	3,45,900	1,13,200	1,30,300
Sind	3	1	2	5,500	1,200	2,700
Madras	..	5	2	13	39	..	6,200	6,000	12,000	74,600
Burma	2	2,000
TOTAL	86	88	110	98	112	3,08,198	2,39,525	2,71,568	1,65,100	2,10,200
Other kinds (IV. D)—										
United Kingdom (including Channel Islands)	58	59	30	37	52	10,455	15,190	6,500	5,425	6,802
Other British Possessions	..	12	5	8	1	..	765	1,450	530	150
TOTAL BRITISH EMPIRE	58	81	35	45	53	10,455	15,955	7,950	5,955	6,952
Egypt	698	72	1,23,630	8,150
Other Foreign Countries	4	22	305	609	8	850	525	1,715	875	205
TOTAL FOREIGN COUNTRIES	4	22	305	1,307	79	850	525	1,715	1,24,505	8,355
Share of Bengal	6	14	312	620	14	550	2,055	2,190	1,755	1,427
Bombay	35	53	24	713	109	7,505	9,225	6,325	1,27,355	12,410
Sind	20	19	3	6	11	3,000	2,125	1,250	850	1,350
Madras	3	1	1	3	1	250	200	..	550	100
Burma	..	11	615
TOTAL	62	108	340	1,347	128	11,305	16,480	9,665	1,30,460	15,807
Totals of Animals, living	No.	No.	No.	No.	No.					
	128	186	450	1,485	240	3,14,498	2,56,005	2,81,231	2,95,560	2,26,507

No. 12—continued

ARTICLES, AND COUNTRIES OF FINAL DESTINATION; ALSO SHARE OF EACH PROVINCE	QUANTITY					VALUE				
	1930-31	1931-32	1932-33	1933-34	1934-35	1930-31	1931-32	1932-33	1933-34	1934-35
						R	R	R	R	R
Apparel (including dra- perry, uniforms, accoutre- ments, but excluding hosiery and boots and shoes) (III. A)—										
United Kingdom (including Channel Islands)	—	—	—	—	—	4,99,945	4,40,315	4,50,480	3,72,844	3,27,069
Bahrain Islands	—	—	—	—	—	52,450	48,148	45,818	18,346	21,856
Ceylon (excluding Maldives)	—	—	—	—	—	33,618	17,296	20,784	7,412	14,467
Straits Settlements	—	—	—	—	—	14,181	4,407	9,751	19,605	13,554
Hongkong	—	—	—	—	—	2,845	31,995	11,818	5,025	5,639
Union of South Africa	—	—	—	—	—	5,398	9,121	2,325	3,644	3,390
Kenya Colony	—	—	—	—	—	7,127	3,223	7,694	5,307	5,630
Commonwealth of Australia	—	—	—	—	—	6,329	2,555	3,165	981	695
New Zealand	—	—	—	—	—	6,000	5,345	1,000	500	2,400
Other British Possessions	—	—	—	—	—	18,068	11,752	7,100	6,175	10,384
TOTAL BRITISH EMPIRE	—	—	—	—	—	6,43,461	5,74,157	5,64,380	4,34,839	4,10,638
Sweden	—	—	—	—	—	15,700	6,540	4,050	3,300	660
Germany	—	—	—	—	—	11,301	11,385	32,705	18,318	19,040
Netherlands	—	—	—	—	—	2,340	1,750	4,765	1,000	6,300
France	—	—	—	—	—	22,171	19,522	17,343	5,810	10,130
Switzerland	—	—	—	—	—	9,425	10,000	9,838	498	2,150
Italy (including Finme)	—	—	—	—	—	20,609	3,374	7,040	5,560	10,039
Maskat Territory and Trucial Oman	—	—	—	—	—	4,903	1,350	2,506	2,943	3,241
Other Native States in Arabia	—	—	—	—	—	45,319	49,151	43,003	27,077	26,673
Iraq	—	—	—	—	—	76,085	72,769	31,143	35,134	15,362
Iran	—	—	—	—	—	26,377	659	422	3,350	1,965
China (exclusive of Hongkong and Macao)	—	—	—	—	—	33,321	20,003	9,139	4,842	10,140
Japan	—	—	—	—	—	2,379	1,012	5,130	3,264	3,055
Egypt	—	—	—	—	—	14,723	21,390	13,664	3,801	3,496
Portuguese East Africa	—	—	—	—	—	10,666	12,361	5,652	3,737	350
United States of America— Via Atlantic Coast	—	—	—	—	—	1,02,443	30,234	31,019	21,135	20,275
" Pacific "	—	—	—	—	—	6,269	3,310	610	1,005	350
Other Foreign Countries	—	—	—	—	—	13,965	12,752	7,839	4,975	10,217
TOTAL FOREIGN COUNTRIES	—	—	—	—	—	4,17,351	2,33,562	2,20,923	1,46,293	1,46,593
Share of Bengal	—	—	—	—	—	1,72,506	63,655	37,552	32,743	47,559
" Bombay	—	—	—	—	—	6,61,436	6,45,923	5,31,970	4,09,606	374,041
" Sind	—	—	—	—	—	1,75,203	33,369	1,00,779	1,07,481	95,136
" Madras	—	—	—	—	—	21,161	19,394	35,376	3,354	7,775
" Burma	—	—	—	—	—	35,001	35,347	39,726	33,046	35,720
TOTAL	—	—	—	—	—	10,66,312	6,57,719	7,75,303	5,31,132	5,60,231

GENERAL EXPORTS

(730)

FOREIGN MERCHANDISE

No. 12—continued

ARTICLES AND COUNTRIES OF FINAL DESTINATION; ALSO SHARE OF EACH PROVINCE	QUANTITY					VALUE				
	1930-31	1931-32	1932-33	1933-34	1934-35	1930-31	1931-32	1932-33	1933-34	1934-35
						R	R	R	R	R
Hats and Shoes (III A)— <i>continued</i>										
Italy (including Fiume)	26,695	54	31,087	267
Mascat Territory and Trucial Oman	410	2,810	4,074	4,491	8,084	645	2,471	3,069	2,283	6,551
Other Native States in Arabia	1,152	1,000	24,428	18,338	4,650	1,166	686	14,002	11,730	3,205
Iraq	15,270	61,732	32,274	6,962	1,176	10,220	41,729	16,703	2,705	662
Iran	4,629	1,060	2,436	10,660	10,602	6,149	855	1,480	3,841	6,047
Portuguese East Africa	1,770	7,932	6,028	10,020	120	2,035	6,182	4,275	6,104	70
Other Foreign Countries	2,709	1,130	3,574	4,515	5,560	4,042	2,123	3,215	2,611	5,807
TOTAL FOREIGN COUNTRIES	25,940	76,654	73,424	81,681	30,196	24,257	53,995	43,844	50,361	22,799
<i>Share of Bengal</i>	753	14,245	193	36,325	12,361	4,330	14,125	793	21,003	13,173
<i>" Bombay</i>	29,108	29,637	93,143	69,344	36,372	29,770	65,091	69,220	40,503	29,167
<i>" Sind</i>	1,556	5,141	1,038	4,719	6,768	6,350	7,196	1,675	9,550	7,943
<i>" Madras</i>	227	3	730	896	60	1,662
<i>" Burma</i>	1,217	20	1,332	3,130	2,636	1,342	252	1,700	1,564	1,016
TOTAL	32,865	108,068	95,606	104,518	48,187	42,945	86,714	63,459	72,623	48,105
Building and engineering materials, other than of iron, steel, or wood (III U)—										
United Kingdom (including Channel Islands)	13,513	3,016	4,539	30,019	135
Ceylon (excluding Maldives)	9,112	11,780	2,016	1,974	5,542
Union of South Africa	1,16,860	16,505	..	6,533	..
Commonwealth of Australia	44,930	33,400
Other British Possessions	5,475	5,505	6,702	3,961	4,568
TOTAL BRITISH EMPIRE	1,44,960	81,736	51,657	42,487	10,136
Netherlands	24,452	64,624	..
Belgium	14,602	..	700	..
Iraq	2,325	2,191	11,993	14,754	1,520
China (exclusive of Hongkong and Macao)	9,160	..	46,800
Other Foreign Countries	3,296	4,364	1,630	5,393	1,547
TOTAL FOREIGN COUNTRIES	6,121	21,177	47,306	85,476	49,677
<i>Share of Bengal</i>	3,655	2,979	23,753	53,035	46,111
<i>" Bombay</i>	1,41,090	87,697	63,887	62,321	6,312
<i>" Sind</i>	4,315	1,120	760	6,121	4,950
<i>" Madras</i>	1,637	6,102	409	1,247	123
<i>" Burma</i>	126	3,109	354	329	63
TOTAL	1,51,031	1,02,915	93,963	1,27,968	60,063
Candles of all kinds (III U)—										
TOTAL BRITISH EMPIRE	143	67	178	11	112	57	22	119	6	120
TOTAL FOREIGN COUNTRIES	139	362	67	169	200	56	224	32	68	100
<i>Share of Bombay</i>	282	419	141	180	113	113	266	61	74	120
<i>" Sind</i>	30	..	200	15	..	100
<i>" Madras</i>	74	75
TOTAL	282	419	245	180	312	113	266	151	74	220

No. 12—continued

ARTICLES, AND COUNTRIES OF FINAL DESTINATION, ALSO SHARE OF EACH PROVINCE	QUANTITY					VALUE				
	1930-31	1931-32	1932-33	1933-34	1934-35	1930-31	1931-32	1932-33	1933-34	1934-35
Gases and Rattans (II. B)—										
United Kingdom (including Channel Islands)	Cwts. 596	Cwts. 945	Cwts. 187	Cwts. 632	Cwts. 169	Rs 18,185	Rs 18,466	Rs 4,040	Rs 11,604	Rs 8,150
Other British Possessions	80	26	58	39	110	920	980	1,658	1,645	5,362
TOTAL BRITISH EMPIRE	626	971	245	721	279	14,105	19,435	5,698	13,149	8,512
France	5	739	886	110	16,600	17,700
Spain	218	5,800
Egypt	498	309	456	629	570	20,720	10,555	17,430	20,570	18,460
Other Foreign Countries	80	167	409	122	88	8,900	5,075	12,015	4,547	8,360
TOTAL FOREIGN COUNTRIES	591	1,215	1,919	751	658	24,730	32,230	52,535	25,117	21,820
Share of Bengal	80	375
" Bombay	1,187	2,136	2,164	1,472	880	38,560	51,665	58,228	38,266	26,332
" Sind	72	4,000
TOTAL	1,207	2,186	2,164	1,472	932	38,835	51,665	58,228	38,266	30,392
Chemicals and Chemical pre- parations (excluding che- mical manures and medi- cines)—										
Aluminous Sulphates (in- cluding Alum) (III. O)—	Cwts.	Cwts.	Cwts.	Cwts.	Cwts.					
TOTAL BRITISH EMPIRE	169	177	112	112	107	2,388	2,278	2,170	2,139	1,918
TOTAL FOREIGN COUNTRIES	369	484	371	195	107	4,527	4,010	2,938	2,258	1,484
Share of Bombay	515	493	386	304	305	6,505	6,319	3,939	4,383	3,248
" Sind	23	168	197	3	9	410	960	1,164	14	54
" Madras	9
TOTAL	538	661	483	307	214	6,915	6,288	5,103	4,397	3,302
Ammonia and salts thereof (III. O)—										
TOTAL BRITISH EMPIRE	102	105	77	98	84	2,966	2,907	1,940	2,786	2,570
Iran	241	47	201	114	245	9,985	11,231	4,893	9,095	6,082
Other Foreign Countries	115	101	171	70	100	3,005	2,590	3,804	2,077	2,670
TOTAL FOREIGN COUNTRIES	356	248	372	184	345	12,990	13,821	8,697	5,172	8,752
Share of Bengal	..	2	10	30
" Bombay	497	651	436	379	428	10,558	16,066	10,163	7,630	11,089
" Sind	31	14	13	2	1	5,323	482	475	189	118
" Madras	2	115
" Burma	1	166	..
TOTAL	458	677	449	282	429	15,906	16,628	10,637	7,958	11,322
Arsenic and its oxides (III. O)—										
TOTAL BRITISH EMPIRE	16	8	6	440	120	150
TOTAL FOREIGN COUNTRIES	21	5	..	9	..	814	245	..	270	..
Share of Bombay	37	8	6	9	..	1,264	365	150	379	..

GENERAL EXPORTS

(732)

FOREIGN MERCHANDISE

No. 12—continued

ARTICLES, AND COUNTRIES OF FINAL DESTINATION; ALSO SHARE OF EACH PROVINCE	QUANTITY					VALUE				
	1930-31	1931-32	1932-33	1933-34	1934-35	1930-31	1931-32	1932-33	1933-34	1934-35
Chemicals and Chemical preparations (excluding chemical manures and medicines)—continued										
<i>Sulphuric acid (III. C)—</i>										
TOTAL BRITISH EMPIRE	60	74	88	176	90	2,300	1,915	2,914	2,029	2,582
Iran	407	7	16	1	..	5,500	160	610	35	45
Other Foreign Countries	47	21	1	..	2	1,856	529	60	10	45
TOTAL FOREIGN COUNTRIES	454	28	17	1	2	7,215	689	670	45	90
<i>Share of Bengal</i>	..	1	13	5	48	..	43	700	160	1,250
" Bombay	451	40	20	32	48	7,625	1,237	1,595	1,450	2,262
" Sind	7	9	12	..	2	230	194	565	10	60
" Madras	2	140	..	85	20	..	1,064	..
" Burma	43	52	36	1,448	1,110	724
TOTAL	514	102	103	177	92	9,475	2,604	3,584	2,674	3,672
<i>Other sorts of Chemicals (III. C)—</i>										
United Kingdom (including Channel Islands)	—	—	—	—	—	4,087	15,002	5,887	19,765	4,508
Aden and Dependencies	—	—	—	—	—	2,549	2,858	16,819	2,009	9,011
Bahrain Islands	—	—	—	—	—	6,287	9,408	10,048	9,845	7,902
Ceylon (excluding Maldives)	—	—	—	—	—	9,978	21,262	21,424	4,505	18,773
Straits Settlements	—	—	—	—	—	6,908	1,472	2,852	5,259	1,583
Kenya Colony	—	—	—	—	—	2,895	2,272	5,142	1,917	2,441
Other British Possessions	—	—	—	—	—	8,395	11,245	7,683	9,889	5,197
TOTAL BRITISH EMPIRE	—	—	—	—	—	42,144	68,289	79,819	52,289	45,505
Germany	—	—	—	—	—	18,019	4,554	2,527	2,974	8,876
Native States in Arabia other than Mokat Territory and Trucial Oman	—	—	—	—	—	5,742
Iraq	—	—	—	—	—	6,254	5,246	7,151	7,779	12,172
Iran	—	—	—	—	—	10,060	7,258	17,120	16,962	7,168
Other Foreign Countries	—	—	—	—	—	18,311	14,887	14,012	13,425	16,871
TOTAL FOREIGN COUNTRIES	—	—	—	—	—	61,644	31,990	40,826	41,120	50,229
<i>Share of Bengal</i>	—	—	—	—	—	7,420	32,211	33,659	3,202	16,141
" Bombay	—	—	—	—	—	78,224	42,669	42,219	63,002	52,675
" Sind	—	—	—	—	—	12,265	11,113	14,061	14,109	23,159
" Madras	—	—	—	—	—	2,729	6,124	2,922	17,268	1,914
" Burma	—	—	—	—	—	2,550	102	4,624	1,127	1,245
TOTAL	—	—	—	—	—	1,03,768	98,229	1,20,645	94,419	95,734
<i>Total value of Chemicals and chemical prepara- tions—</i>										
United Kingdom (including Channel Islands)	—	—	—	—	—	4,082	15,199	6,912	20,056	4,853
Aden and Dependencies	—	—	—	—	—	4,104	5,298	17,499	3,489	10,789
Bahrain Islands	—	—	—	—	—	7,568	10,943	10,816	10,680	8,687
Ceylon (excluding Maldives)	—	—	—	—	—	10,878	22,412	22,269	5,710	15,254
Straits Settlements	—	—	—	—	—	8,698	2,122	2,517	5,724	2,078

No. 12—continued

ARTICLES, AND COUNTRIES OF FINAL DESTINATION; ALSO SHARE OF EACH PROVINCE	QUANTITY					VALUE				
	1980-21	1981-32	1932-33	1933-34	1934-35	1980-31	1921-32	1932-33	1933-34	1934-35
Chemicals and Chemical preparations (excluding chemical manures and medicines)—continued						R	R	R	R	R
<i>Total value of Chemicals and chemical preparations —contd.</i>										
Kenya Colony	—	—	—	—	—	4,298	3,947	6,042	3,492	4,616
Other British Possessions	—	—	—	—	—	9,680	12,588	9,348	11,678	7,171
TOTAL BRITISH EMPIRE	—	—	—	—	—	50,198	78,459	86,998	60,843	58,475
Germany	—	—	—	—	—	18,069	4,596	2,572	3,024	9,176
Iraq	—	—	—	—	—	8,229	5,728	7,151	7,099	12,331
Muscat Territory and Trucial Oman	—	—	—	—	—	5,620	4,050	5,045	3,332	4,216
Other Native States in Arabia	—	—	—	—	—	7,701	7,716	3,066	6,174	8,250
Iran	—	—	—	—	—	38,078	21,182	23,846	20,082	13,295
Other Foreign Countries	—	—	—	—	—	9,445	7,598	6,446	8,264	13,237
TOTAL FOREIGN COUNTRIES	—	—	—	—	—	87,140	59,755	58,126	48,675	60,555
<i>Share of Bengal</i>	—	—	—	—	—	7,440	32,423	34,359	4,397	17,391
" Bombay	—	—	—	—	—	1,04,766	71,656	75,165	7,958	69,374
" Sind	—	—	—	—	—	18,283	12,750	16,265	270	23,291
" Madras	—	—	—	—	—	2,754	6,163	3,982	2,674	2,929
" Burma	—	—	—	—	—	3,995	1,812	5,348	94,419	1,845
TOTAL	—	—	—	—	—	1,37,338	1,24,214	1,40,119	1,09,718	1,14,080
Chinese and Japanese ware (including lacquered ware but excluding earthenware and porcelain) (III. H)—										
United Kingdom (including Channel Islands)	—	—	—	—	—	81,930	51,402	22,070	13,470	18,670
Other British Possessions	—	—	—	—	—	2,518	2,170	100	275	570
TOTAL BRITISH EMPIRE	—	—	—	—	—	84,448	53,572	22,170	13,745	19,240
TOTAL FOREIGN COUNTRIES	—	—	—	—	—	4,560	627	1,930	1,535	1,216
<i>Share of Bengal</i>	—	—	—	—	—	1,360	320	—	880	300
" Bombay	—	—	—	—	—	28,249	46,675	20,250	12,550	19,236
" Madras	—	—	—	—	—	6,676	3,973	2,435	401	75
" Burma	—	—	—	—	—	3,833	3,331	1,415	1,449	845
TOTAL	—	—	—	—	—	39,058	54,199	24,100	15,280	20,456
Clocks and Watches and parts thereof—										
<i>Clocks and Watches (III. D)—</i>										
Straits Settlements	No. 3,801	No. 1	No. ..	No. 15	No. 3	11,881	20	..	339	60
Other British Possessions	364	239	142	295	388	6,332	6,288	3,923	4,004	3,898
TOTAL BRITISH EMPIRE	3,665	240	142	310	341	18,198	6,258	3,923	4,343	3,958
Germany	720	327	1	1	1,000	2,138	1,072	13	37	5,684
Other Foreign Countries	159	168	43	232	470	1,367	3,257	307	2,598	6,962
TOTAL FOREIGN COUNTRIES	879	495	49	233	1,470	4,000	4,329	410	2,635	11,646
<i>Share of Bengal</i>	834	19	43	16	3	4,724	225	136	567	413
" Bombay	3,609	666	92	444	1,767	16,319	8,641	3,328	3,944	14,656
" Sind	98	26	27	66	30	665	478	313	1,157	436
" Madras	1	19	24	6	4	260	466	1,456	530	1,168
" Burma	2	19	5	11	2	25	787	153	780	27
TOTAL	4,544	793	191	543	1,811	22,193	10,587	4,388	6,978	16,604

GENERAL EXPORTS

(734)

FOREIGN MERCHANDISE

No 12—continued

ARTICLES, AND COUNTRIES OF FINAL DESTINATION ; ALSO SHARE OF EACH PROVINCE	QUANTITY					VALUE				
	1930-31	1931-32	1932-33	1933-34	1934-35	1930-31	1931-32	1932-33	1933-34	1934-35
						₹	₹	₹	₹	₹
Clocks and Watches and parts thereof—continued										
<i>Parts of Clocks and Watches (III, D)—</i>										
TOTAL BRITISH EMPIRE	—	—	—	—	—	450	160	..	710	..
TOTAL FOREIGN COUNTRIES	—	—	—	—	—	2,573	260
Share of Bengal . . .	—	—	—	—	—	450	160
“ Bombay . . .	—	—	—	—	—	2,433	310	..
“ Sind . . .	—	—	—	—	—	140	400	260
TOTAL	—	—	—	—	—	2,023	160	..	710	260
Coal and Coke (II, A)—	Tons	Tons	Tons	Tons	Tons					
United Kingdom (including Channel Islands) . . .	4,138	3,401	3,051	1,040	..	80,808	90,737	48,814	18,000	10
Aden and Dependencies . . .	637	..	290	11,128	..	5,800
Other British Possessions . . .	237	1	5,339	60
TOTAL BRITISH EMPIRE	5,062	3,401	3,341	1,040	1	97,283	90,737	54,614	18,000	70
Germany . . .	1,513	..	1	23,979	..	300	..	100
Belgium . . .	650	12,000
France . . .	1,230	23,231
Italy (including Fiume) . . .	2,171	..	536	44,521	..	9,112
Turkey, Asiatic . . .	400	6,300
Iraq . . .	2,618	1,373	135	263	31	68,052	34,995	3,618	4,949	335
Native States in Arabia other than Muskat Terri- tory and Trucial Oman . . .	11,649	2,00,985
Honjam Islands . . .	230	6,270
Java . . .	1,950	35,130
Siam . . .	475	9,025
China (exclusive of Hong- kong and Macao) . . .	550	15,200
Japan . . .	2,309	250	..	55,031	3,750	..
Other Foreign Countries . . .	40	40	33	1,100	1,120	667
TOTAL FOREIGN COUNTRIES	27,545	1,413	705	513	31	5,14,674	36,113	13,697	5,600	935
Share of Bombay . . .	26,106	4,533	1,970	1,293	..	4,80,733	1,31,147	49,535	31,319	..
“ Sind . . .	6,501	322	1,075	227	32	1,31,168	5,706	13,737	4,380	10
“ Madras	1	39	..	1,065
“ Burma	40
TOTAL	32,607	4,814	3,046	1,553	32	6,11,954	1,26,853	68,311	34,619	1,055
COAL SHIPPED FOR THE USE OF STEAMERS, etc., engaged in the foreign trade^(a)—		Tons	Tons	Tons	Tons					
Share of Bombay . . .	—	14,301	6,266	9,335	10,117	—	—	—	—	—
“ Sind . . .	—	3,431	7,025	10,001	10,729	—	—	—	—	—
“ Madras . . .	—	140	..	430	..	—	—	—	—	—
“ Burma . . .	—	150	175	60	300	—	—	—	—	—
TOTAL	—	18,022	13,466	20,376	21,146	—	—	—	—	—

^a Coal shipped for the use of steamers, etc., is not re-exports in the ordinary acceptation of the term, and the value thereof is, accordingly, not included in (Press Accounts) (a) Separately recorded from 1931-32;

No. 12—continued

ARTICLES, AND COUNTRIES OF FINAL DESTINATION; ALSO SHARE OF EACH PROVINCE	QUANTITY					VALUE				
	1930-31	1931-32	1932-33	1933-34	1934-35	1930-31	1931-32	1932-33	1933-34	1934-35
						₹	₹	₹	₹	₹
Coffee (I. I)—										
United Kingdom (including Channel Islands)	Cwts.	Cwts.	Cwts.	Cwts.	Cwts.					
Palatine	238	165	13,610	5,990
Bahrain Islands	1,209	685	68,161	24,960
Ceylon (excluding Maldives)	98	6	5,891	160
Other British Possessions	5	73	350	2,473	7
TOTAL BRITISH EMPIRE	1,545	809	158	88,012	34,718	9,500	..	7
Syria	275	164	16,098	6,240
Mascat Territory and Trucial Oman	323	349	50,134	13,525
Other Native States in Arabia	100	170	6,211	7,430
Iraq	1,586	916	56,641	39,281
Iran	502	276	25,358	10,301
Other Foreign Countries	..	53	6	40	2,875	320
TOTAL FOREIGN COUNTRIES	3,291	1,927	6	1,84,432	79,652	320
Share of Bengal	1	50
" Bombay	4,829	2,731	157	..	6	2,07,084	1,10,702	9,450	..	330
" Sind	7	16	380	773
" Madras	..	6	30	160	7
" Burma	..	74	2,735
TOTAL	4,836	2,826	158	..	6	2,07,494	1,14,370	9,500	..	327
Cordage and rope of vegetable fibre (excluding jute and cotton) (III. U)—										
United Kingdom (including Channel Islands)	Cwts.	Cwts.	Cwts.	Cwts.	Cwts.					
Other British Possessions	57	24	44	39	143	2,367	920	1,451	925	3,107
TOTAL BRITISH EMPIRE	71	622	1,047	65	1,547	4,142	6,435	11,851	1,185	17,556
TOTAL FOREIGN COUNTRIES	91	50	81	23	63	5,435	3,814	2,761	1,582	1,677
Share of Bengal	3	598	959	26	1,432	372	5,515	10,180	273	16,307
" Bombay	129	34	93	51	44	8,334	1,494	3,219	2,014	930
" Sind	25	6	36	16	7	871	240	1,213	480	276
" Burma	..	43	32	..	3,000	1,170
TOTAL	162	681	1,128	98	1,615	9,577	10,249	14,612	2,767	19,238
Cutlery (III. D)—										
United Kingdom (including Channel Islands)	—	—	—	—	—	22,638	32,597	23,235	16,877	10,797
Ceylon (excluding Maldives)	—	—	—	—	—	9,900	7,074	8,010	3,280	5,989
Kenya Colony	—	—	—	—	—	25,802	10,580	5,312	9,144	12,713
Tanganyika Territory	—	—	—	—	—	20,375	20,425	3,675	1,110	4,200
Other British Possessions	—	—	—	—	—	13,441	10,617	8,800	10,409	10,612
TOTAL BRITISH EMPIRE	—	—	—	—	—	92,156	81,243	44,122	40,820	44,311

GENERAL EXPORTS

(736)

FOREIGN MERCHANDISE

No. 12—continued

ARTICLES, AND COUNTRIES OF FINAL DESTINATION; ALSO SHARE OF EACH PROVINCE	QUANTITY					VALUE				
	1930-31	1931-32	1932-33	1933-34	1934-35	1930-31	1931-32	1932-33	1933-34	1934-35
						R	R	R	R	R
Juttlers (III. D)—continued										
Germany	—	—	—	—	—	6,645	2,347	1,650	2,637	6,448
Mascat Territory and Trucial Oman	—	—	—	—	—	4,845	5,095	2,725	2,830	3,365
Other Native States in Arabia	—	—	—	—	—	13,570	2,500	3,376	4,730	3,730
Iran	—	—	—	—	—	6,650	2,082	1,710	2,915	2,087
Portuguese East Africa	—	—	—	—	—	22,426	14,441	12,648	16,435	5,475
Other Foreign Countries	—	—	—	—	—	9,116	7,374	7,129	9,776	4,245
TOTAL FOREIGN COUNTRIES	—	—	—	—	—	61,282	34,539	20,788	39,323	32,345
Share of Bengal	—	—	—	—	—	4,630	11,365	1,529	5,004	3,297
" Bombay	—	—	—	—	—	1,42,917	94,377	62,245	69,711	63,679
" Sind	—	—	—	—	—	4,949	1,619	5,658	10,322	6,964
" Madras	—	—	—	—	—	4,375	3,422	4,937	1,910	1,241
" Burma	—	—	—	—	—	2,427	5,229	1,271	1,755	1,295
TOTAL	—	—	—	—	—	1,50,408	1,16,022	74,860	80,143	77,656
Drugs and Medicines (ex- cluding chemicals and marootics)—										
Assamitea (III. O) —										
Ceylon (excluding Maldives)	109	114	78	152	173	2,370	6,535	2,947	4,525	5,223
Straits Settlements	485	526	296	542	241	21,480	16,248	9,222	12,931	7,525
Kenya Colony	61	42	32	80	59	5,205	3,225	2,675	2,715	4,226
Other British Possessions	125	115	152	126	262	10,675	7,515	9,100	7,969	9,490
TOTAL BRITISH EMPIRE	840	797	556	870	735	45,330	23,517	24,545	30,100	26,533
Germany	110	..	49	227	..	2,492	..	1,020	5,249
United States of America— Via Atlantic Coast	219	47	202	6,810	1,650	4,785
Other Foreign Countries	211	181	72	58	232	10,723	6,937	2,906	3,105	7,394
TOTAL FOREIGN COUNTRIES	430	338	72	107	671	17,543	11,129	2,906	4,125	17,419
Share of Bombay	1,270	1,024	627	977	1,406	62,922	42,924	22,450	24,225	42,971
" Sind	111	450	2,622
TOTAL	1,270	1,135	627	977	1,406	63,372	45,546	22,450	24,225	42,971
Camphor (III. O)—										
Ceylon (excluding Maldives)	2,970	156	100	50	1,000	3,145	165	370	150	1,500
Straits Settlements	100	29,127	3,045	106	24,940	2,806	..
Mauritius and Dependencies	5,162	5,256	4,654	..	5,620	6,956	5,702	8,550	..	7,595
Other British Possessions	886	837	560	630	316	1,615	1,240	1,152	1,175	1,100
(TOTAL BRITISH EMPIRE)	10,018	6,409	24,441	3,725	7,445	16,719	10,314	45,012	5,131	10,195
Italy (including Fiume)	10,100	11,170
Iraq	900	..	4,060	1,080	400	1,500	..	6,135	1,590	610
Other Foreign Countries	280	1,222	2,648	2,392	2,220	555	1,222	5,227	3,912	2,335
TOTAL FOREIGN COUNTRIES	1,180	1,222	7,708	3,472	12,920	2,055	1,222	11,372	5,502	14,115
Share of Bengal	5,102	5,358	4,854	..	5,620	6,320	3,702	3,550	..	7,595
" Bombay	6,098	2,000	2,268	4,159	14,336	12,225	2,016	12,722	6,222	16,712
" Madras	356	20,100	421	21,358
" Burma	9,127	2,045	12,690	2,200	..
TOTAL	11,198	7,721	42,140	7,197	20,465	19,055	12,126	56,884	10,634	24,310

No. 12—continued

ARTICLES, AND COUNTRIES OF FINAL DESTINATION; ALSO SHARE OF EACH PROVINCE	QUANTITY					VALUE				
	1930-31	1931-32	1932-33	1933-34	1934-35	1930-31	1931-32	1932-33	1933-34	1934-35
	Lbs.	Lbs.	Lbs.	Lbs.	Lbs.	R	R	R	R	R
Drugs and Medicines (excluding chemicals and narcotics)—continued.										
Quinine Salts—										
Quinine Sulphate or bisulphate (III. O)—										
United Kingdom (including Channel Islands)	393	700	482	..	0	6,668	1,158	5,765	..	284
Other British Possessions	83	..	95	889	..	1,575
TOTAL BRITISH EMPIRE	393	700	565	..	101	6,668	1,158	6,654	..	1,859
Germany	60	6	307	1,200	150	6,944
Other Foreign Countries	50	..	132	12	..	1,000	..	1,320	823	..
TOTAL FOREIGN COUNTRIES	110	6	439	12	..	2,200	150	8,164	823	..
Share of Bengal	30	673	275	368	553	5,071
" <i>Bombay</i>	458	34	674	..	101	8,000	350	5,052	..	1,859
" <i>Sind</i>	5	12	25	323	..
TOTAL	508	706	954	12	101	8,868	1,308	14,818	823	1,859
Quinine hydrochloride or dihydrochloride (III. O)—										
Iran	7
Share of Sind	7
Others (III. O)—										
United Kingdom (including Channel Islands)	107	858	849	11,624
Other British Possessions	..	15	220	..	210	1,820
TOTAL BRITISH EMPIRE	107	15	1,078	849	210	13,444
Germany	..	112	215	..	2,432	8,175
Belgium	560	81	..	3,360	..	1,474	2,200	..	13,279	..
Other Foreign Countries	400	35	2,680	905	..
TOTAL FOREIGN COUNTRIES	560	193	400	3,395	215	1,474	4,632	2,680	14,184	8,175
Share of Bengal	560	296	400	3,395	1,103	1,474	4,343	2,680	14,184	13,522
" <i>Bombay</i>	107	82	849	2,080
" <i>Madras</i>	108	917
TOTAL	667	293	400	3,395	1,298	2,323	4,843	2,680	14,184	21,619
Emocherin (III. O)—										
Mascat Territory and Trucial Oman	500	5,500	..
Other Native States in Arabia	200	..	100	..	1,200	900	..	500	..	5,634
Other Foreign Countries	150	873
TOTAL FOREIGN COUNTRIES	350	..	100	500	1,200	1,773	..	500	5,600	5,634
Share of Bombay	200	..	100	500	..	200	..	500	5,500	..
" <i>Sind</i>	100	1,100	353	5,634
" <i>Burma</i>	50	421
TOTAL	350	..	100	500	1,200	1,773	..	500	5,500	5,634
Other sorts of Drugs and Medicines (III. O)—										
United Kingdom (including Channel Islands)	21,100	8,400	12,359	46,406	11,408
Aden and Dependencies	2,905	8,333	1,016	792	1,010
Bahrain Islands	2,809	9,646	17,445	6,778	12,342
Ceylon (excluding Maldives)	45,243	43,809	23,726	19,087	36,797
Straits Settlements	4,807	11,987	2,569	6,007	5,817
Hongkong	8,138	1,918	2,955	..	9,014
Tanganyika Territory	4,137	1,022	6,045	1,130	1,700

GENERAL EXPORTS

(738)

FOREIGN MERCHANDISE

No. 12—continued

ARTICLES, AND COUNTRIES OF FINAL DESTINATION; ALSO SHARE OF EACH PROVINCE	QUANTITY					VALUE				
	1930-31	1931-32	1932-33	1933-34	1934-35	1930-31	1931-32	1932-33	1933-34	1934-35
Drugs and Medicines (excluding chemicals and narcotics)—continued										
<i>Other sorts of Drugs and Medicines (III. C)—contd.</i>										
Commonwealth of Australia	—	—	—	—	—	825	6,732	4,060
Other British Possessions	—	—	—	—	—	4,806	10,125	5,100	6,111	5,332
TOTAL BRITISH EMPIRE	—	—	—	—	—	98,969	95,059	72,020	98,043	87,372
Germany	—	—	—	—	—	20,063	10,588	19,689	10,519	1,48,182
Netherlands	—	—	—	—	—	2,19,594	513	5,980	7,765	5,140
France	—	—	—	—	—	2,801	2,128	1,528	2,628	15,016
Greece (including Crete)	—	—	—	—	—	10,611	..
Native States in Arabia other than Maskat Territory and Trucial Oman	—	—	—	—	—	3,005	2,050	5,784	2,121	904
Iran	—	—	—	—	—	9,750	20,207	9,620	10,966	7,229
China (exclusive of Hong-kong and Macao)	—	—	—	—	—	974	11,611	14,250	9,194	7,244
Japan	—	—	—	—	—	2,475	2,580	1,219	2,018	714
Egypt	—	—	—	—	—	4,112	226	1,220	5,110	1,242
United States of America— Via Atlantic Coast	—	—	—	—	—	14,277	4,690	5,033	6,239	5,353
" Pacific "	—	—	—	—	—	527	..
Other Foreign Countries	—	—	—	—	—	2,671	9,424	9,004	7,480	12,604
TOTAL FOREIGN COUNTRIES	—	—	—	—	—	2,96,322	69,512	72,677	77,812	2,04,541
<i>Share of Bengal</i>	—	—	—	—	—	1,17,976	22,449	42,222	67,224	58,021
" Bombay "	—	—	—	—	—	2,22,252	22,221	22,221	21,222	2,22,221
" Sind "	—	—	—	—	—	2,412	11,005	7,107	7,392	6,712
" Madras "	—	—	—	—	—	1,27,274	13,405	2,222	1,222	2,222
" Burma "	—	—	—	—	—	5,272	2,721	7,421	1,722	2,222
TOTAL	—	—	—	—	—	4,92,202	1,64,571	1,44,697	1,70,261	2,02,983
Total value of Drugs and Medicines—										
United Kingdom (including Channel Islands)	—	—	—	—	—	20,717	9,647	12,124	46,406	24,224
Aden and Dependences	—	—	—	—	—	5,275	9,722	2,061	2,222	2,222
Bahrain Islands	—	—	—	—	—	2,039	9,905	18,042	7,122	12,242
Ceylon (excluding Maldives)	—	—	—	—	—	61,752	50,209	27,907	22,702	46,619
Straits Settlements	—	—	—	—	—	26,227	22,222	47,222	22,744	12,242
Hongkong	—	—	—	—	—	2,627	2,672	2,722	..	11,244
Union of South Africa	—	—	—	—	—	5,060	4,722	5,220	5,122	2,670
Kenya Colony	—	—	—	—	—	7,451	7,022	4,902	6,924	7,700
Tanganyika Territory	—	—	—	—	—	4,427	1,202	6,420	1,410	2,500
Mauritius and Dependences	—	—	—	—	—	7,626	2,942	2,000	205	7,251
Commonwealth of Australia	—	—	—	—	—	..	1,667	825	6,732	4,060
Other British Possessions	—	—	—	—	—	2,220	5,247	2,022	2,019	2,222
TOTAL BRITISH EMPIRE	—	—	—	—	—	1,64,507	1,40,252	1,42,221	1,22,224	1,20,421
Germany	—	—	—	—	—	21,722	12,212	26,022	11,520	1,61,004
Netherlands	—	—	—	—	—	2,19,594	513	2,610	2,670	5,160
Belgium	—	—	—	—	—	1,474	2,200	..	12,272	4,222
France	—	—	—	—	—	7,901	2,642	1,522	2,622	12,200
Italy (including Fiume)	—	—	—	—	—	11,220
Greece (including Crete)	—	—	—	—	—	10,611	..
Maskat Territory and Trucial Oman	—	—	—	—	—	1,404	2,740	2,421	7,520	1,24
Other Native States in Arabia	—	—	—	—	—	9,620	4,150	7,217	2,221	6,77
Iraq	—	—	—	—	—	5,221	2,624	10,605	5,244	4,62
Iran	—	—	—	—	—	10,950	21,024	14,050	12,502	9,22
China (exclusive of Hong-kong and Macao)	—	—	—	—	—	974	11,655	14,250	9,194	7,22

No. 12—continued

ARTICLES, AND COUNTRIES OF FINAL DESTINATION; ALSO SHARE OF EACH PROVINCE	QUANTITY					VALUE				
	1930-31	1931-32	1932-33	1933-34	1934-35	1930-31	1931-32	1932-33	1933-34	1934-35
Drugs and Medicines (excluding chemicals and narcotics)—continued						R	R	R	R	R
<i>Total value of Drugs and Medicines—continued.</i>										
Japan	—	—	—	—	—	8,925	2,580	1,209	2,019	714
Egypt	—	—	—	—	—	5,588	1,026	1,220	7,602	1,707
United States of America—										
Via Atlantic Coast	—	—	—	—	—	21,087	6,340	5,088	6,239	10,648
" Pacific "	—	—	—	—	—	597	5
Other Foreign Countries	—	—	—	—	—	8,619	9,977	5,828	4,800	4,783
TOTAL FOREIGN COUNTRIES	—	—	—	—	—	4,28,187	68,245	99,805	1,06,953	2,50,908
<i>Share of Bengal</i>	—	—	—	—	—	1,27,148	46,952	60,853	81,508	82,240
" Bombay	—	—	—	—	—	3,23,159	1,43,717	1,33,011	1,38,172	2,89,460
" Sind	—	—	—	—	—	4,354	16,227	7,209	7,898	12,362
" Madras	—	—	—	—	—	1,87,374	13,826	25,289	1,834	3,655
" Burma	—	—	—	—	—	5,769	6,781	21,181	5,675	2,692
TOTAL	—	—	—	—	—	5,87,694	2,28,508	2,47,536	2,35,237	3,90,329
Dyeing and Tanning Substances—										
Cochineal (III. E)—	Owts.	Owts.	Owts.	Owts.	Owts.					
TOTAL BRITISH EMPIRE	3	1	1	7	2	310	50	50	230	135
Maskat Territory and Trucial Oman	41	8	12	..	8	9,872	569	2,012	..	389
Iran	68	93	38	24	67	15,528	16,843	6,526	3,041	7,140
Other Foreign Countries	9	10	160	1,000
TOTAL FOREIGN COUNTRIES	104	96	50	27	80	25,400	16,911	8,588	3,201	8,483
<i>Share of Bombay</i>	107	97	48	34	82	25,710	16,961	7,582	3,431	8,623
" Madras	6	1,006
TOTAL	107	97	51	34	82	25,710	16,961	8,588	3,431	8,623
Cutch and Gambier (III. E)—	Owts.	Owts.	Owts.	Owts.	Owts.					
TOTAL BRITISH EMPIRE	62	57	32	27	9	3,460	3,365	1,670	1,235	423
TOTAL FOREIGN COUNTRIES	37	11	11	55	80	1,612	875	645	1,740	1,095
<i>Share of Bengal</i>	1	1	20	13
" Bombay	99	68	48	81	38	5,079	4,240	2,316	2,955	1,600
TOTAL	99	68	48	82	39	5,072	4,240	2,315	2,975	1,513
DYE OBTAINED FROM COAL TAR—										
Alicarins (III. E)—	Lbs.	Lbs.	Lbs.	Lbs.	Lbs.					
TOTAL BRITISH EMPIRE	2,101	1,085	765	1,099	132	1,008	607	550	852	80
TOTAL FOREIGN COUNTRIES	410	224	403	224	..	485	150	216	255	..
<i>Share of Bombay</i>	774	672	179	336	..	325	450	76	365	..
" Sind	34	587	119	60	307	60
" Madras	1,653	..	477	747	133	608	..	630	782	80
TOTAL	2,511	1,259	1,168	1,323	132	1,498	757	766	1,107	80

GENERAL EXPORTS

(740)

FOREIGN MERCHANDISE

No. 12—continued

ARTICLES, AND COUNTRIES OF FINAL DESTINATION; ALSO SHARE OF EACH PROVINCE	QUANTITY					VALUE				
	1930-31	1931-32	1932-33	1933-34	1934-35	1930-31	1931-32	1932-33	1933-34	1934-35
Dyeing and Tanning Substances—continued						R	R	R	R	R
DYES OBTAINED FROM COAL TAR—continued										
Anthracene (III. E)—	Lbs.	Lbs.	Lbs.	Lbs.	Lbs.					
United Kingdom (including Channel Islands)	17,740	77	535	9,203	432	31,915	156	5,158	10,515	1,551
Aden and Dependencies	18,136	3,112	4,111	..	2,543	17,596	3,375	3,450	..	2,622
Ceylon (excluding Maldives)	13,235	15,623	25,174	30,925	11,505	25,958	47,607	55,231	39,395	26,519
Kenya Colony	2,056	1,550	830	11,190	5,855	2,525	2,325	1,155	15,145	3,305
Other British Possessions	6,130	6,226	3,311	3,322	4,931	9,730	6,570	5,026	4,935	7,378
TOTAL BRITISH EMPIRE	57,347	26,588	39,011	48,140	25,371	87,774	60,138	70,030	67,040	46,375
Germany	5,331	113	3,239	11,563	3,701	5,744	75	10,331	49,612	24,055
Netherlands	833	..	10,030	530	360	2,403	..	1,35,366	600	3,520
Belgium	17,010	9,443	730	25,215	12,072	1,999
France	..	333	1,698	23	1,650	..	630	2,000	98	3,675
Native States in Arabia other than Maskat Territory and Trucial Oman	5,012	2,672	300	150	164	6,093	2,752	700	300	300
Iran	25,295	18,132	43,393	43,934	53,500	46,074	18,330	37,391	36,982	51,935
Java	..	6,930	749	..	3,960	1,542
China (exclusive of Hongkong and Macao)	12,319	..	1,508	2,016	693	14,897	..	10,559	11,592	3,307
Japan	59	3,723	5,213	1,130	32,390	12,029
United States of America—Vid Atlantic Coast	56	3,032	224	465	3,276	126	18,297	1,400	2,937	13,451
Other Foreign Countries	2,440	2,266	1,412	1,293	2,750	350	2,300	2,356	2,450	5,390
TOTAL FOREIGN COUNTRIES	78,377	49,950	65,916	63,903	80,936	1,01,402	63,976	2,01,354	1,34,470	1,30,598
Share of Bengal	2,534	230	224	7,030	260	332
Bombay	124,327	64,376	99,337	109,713	1,09,445	1,72,771	1,10,351	2,03,129	1,97,764	1,73,407
Sind	2,213	11,509	156	100	133	2,500	12,500	474	149	309
Madras	1,625	363	3,754	3,793	4,671	3,245	1,233	3,191	3,237	7,297
Burma	2,339	..	1,139	50	749	610	..	6,430	100	1,542
TOTAL	135,724	76,538	104,927	113,946	106,267	1,89,175	1,24,109	2,71,274	2,01,510	1,82,875
Others (III. E)—	Lbs.	Lbs.	Lbs.	Lbs.	Lbs.					
TOTAL BRITISH EMPIRE	903	224	1,344	1,339	74	2,619
Belgium	..	2,300	..	112	6,340	..	532	..
Iran	..	43,798	1,790	6,334	1,120	..	59,591	2,394	12,067	1,630
Java	..	1,568	7,340
United States of America—Vid Atlantic Coast	5,391	9,430
Other Foreign Countries	..	112	..	112	324	..	310	..
TOTAL FOREIGN COUNTRIES	..	43,272	1,790	6,558	6,511	..	74,496	2,894	12,849	11,116
Share of Bombay	..	3,034	..	112	5,391	..	10,144	..	532	9,436
Sind	644	43,372	1,790	6,446	1,120	900	57,911	2,394	12,397	1,630
Madras	364	2,300	1,344	439	6,514	2,610
TOTAL	903	43,406	3,134	6,558	6,511	1,339	74,569	5,504	12,849	11,116
Saffron (III. E)—	Lbs.	Lbs.	Lbs.	Lbs.	Lbs.					
TOTAL BRITISH EMPIRE	1,200	1,475	405	576	533	2,336	4,111	3,620	5,415	4,660

No. 12—continued

ARTICLES, AND COUNTRIES OF FINAL DESTINATION; ALSO SHARE OF EACH PROVINCE	QUANTITY					VALUE				
	1930-31	1931-32	1932-33	1933-34	1934-35	1930-31	1931-32	1932-33	1933-34	1934-35
Dyeing and Tanning Substances—continued										
<i>Saffron (III. E)—continued</i>	Lbs.	Lbs.	Lbs.	Lbs.	Lbs.	R	R	R	R	R
Native States in Arabia Other than Maskat Territory and Trucial Oman	1,418	1,208	500	580	450	9,600	6,578	2,637	8,380	6,075
Other Foreign Countries	1,868	160	1,000	920	258	2,241	1,755	8,524	2,790	910
TOTAL FOREIGN COUNTRIES	3,286	1,428	2,100	1,400	708	11,741	8,328	6,161	5,770	5,985
<i>Share of Bengal</i>	1	30	..
.. Bombay	4,488	2,901	2,505	1,976	1,291	14,111	12,437	9,781	11,185	10,645
.. Sind	7
.. Madras	9	2
TOTAL	4,488	2,901	2,505	1,976	1,291	14,127	12,439	9,781	11,185	10,645
<i>Other ports (III. E)—</i>	Cwts.	Cwts.	Cwts.	Cwts.	Cwts.					
Aden and Dependencies	82	82	111	36	87	3,220	3,545	5,349	1,975	4,030
Straits Settlements	271	241	340	327	468	9,789	9,744	16,515	17,090	22,016
Other British Possessions	57	15	116	97	64	1,643	648	4,032	2,926	3,871
TOTAL BRITISH EMPIRE	410	388	567	460	614	14,652	13,937	25,906	21,991	29,917
TOTAL FOREIGN COUNTRIES	81	61	64	75	100	3,681	2,602	4,310	6,335	11,021
<i>Share of Bengal</i>	1	2	12	123	52	4,321
.. Bombay	442	398	624	491	719	16,910	16,525	29,794	28,118	32,330
.. Madras	43	7	7	43	..	1,300	9	419	156	..
.. Burma	73	4,327
TOTAL	491	399	631	535	804	18,233	16,534	30,213	28,226	40,938
Total value of Dyeing and Tanning Substances—										
Un-Sea Kingdom (including Channel Islands)	—	—	—	—	—	33,847	178	8,548	10,600	1,551
Aden and Dependencies	—	—	—	—	—	21,876	7,960	9,134	2,516	6,777
Ceylon (excluding Maldives)	—	—	—	—	—	28,313	48,711	57,345	38,626	28,819
Straits Settlements	—	—	—	—	—	10,639	11,019	16,515	17,850	22,848
Kenya Colony	—	—	—	—	—	3,605	3,105	1,690	15,260	8,876
Tanganyika Territory	—	—	—	—	—	4,810	5,090	1,525	1,875	4,440
Other British Possessions	—	—	—	—	—	8,842	6,209	9,666	10,037	8,280
TOTAL BRITISH EMPIRE	—	—	—	—	—	1,10,929	82,272	1,04,423	96,768	81,590
Germany	—	—	—	—	—	6,119	75	10,327	46,612	24,055
Netherlands	—	—	—	—	—	2,408	..	1,35,380	600	2,520
Belgium	—	—	—	—	—	25,215	18,912	120	552	1,999
France	—	—	—	—	—	..	2,170	2,000	98	8,675
Maskat Territory and Trucial Oman	—	—	—	—	—	11,557	2,298	5,896	4,675	2,819
Other Native States in Arabia	—	—	—	—	—	17,248	10,770	5,027	5,435	6,135
Iran	—	—	—	—	—	63,689	95,315	48,696	56,810	60,984
Java	—	—	—	—	—	..	16,845	1,542
China (excludes of Hong-kong and Macao)	—	—	—	—	—	14,897	..	10,556	11,592	3,607
Japan	—	—	—	—	—	2,180	32,899	15,949
United States of America— Vid Atlantic Coast	—	—	—	—	—	170	18,297	1,980	2,037	20,908
Other Foreign Countries	—	—	—	—	—	2,767	2,060	2,876	2,300	8,015
TOTAL FOREIGN COUNTRIES	—	—	—	—	—	1,44,271	1,67,337	2,24,018	1,64,920	1,74,208

GENERAL EXPORTS

FOREIGN MERCHANDISE

(742)

No. 12—continued

ARTICLES, AND COUNTRIES OF FINAL DESTINATION; ALSO SHARE OF EACH PROVINCE	QUANTITY					VALUE				
	1930-31	1931-32	1932-33	1933-34	1934-35	1930-31	1931-32	1932-33	1933-34	1934-35
Dyeing and Tanning Substances—continued						R	R	R	R	R
<i>Total value of Dyeing and Tanning Substances—continued</i>						7,172	362	4,671
Share of Bengal	—	—	—	—	—	2,35,309	1,71,102	3,12,677	2,46,330	2,35,941
Bombay	—	—	—	—	—	6,467	70,718	3,422	19,446	1,900
Sind	—	—	—	—	—	7,851	7,722	7,858	4,145	7,777
Madras	—	—	—	—	—	610	..	4,480	100	5,430
Burma	—	—	—	—	—					
TOTAL	—	—	—	—	—	2,55,200	2,49,609	3,28,441	2,61,382	2,55,700
Earthenware and porcelain (excluding pipes of earthenware) (III. E)—										
United Kingdom (including Channel Islands)	—	—	—	—	—	45,150	34,802	29,011	25,591	18,000
Aden and Dependencies	—	—	—	—	—	10,422	2,192	575	5,510	4,227
Bahrain Islands	—	—	—	—	—	1,087	1,048	2,824	5,174	2,100
Anglo-Egyptian Sudan	—	—	—	—	—	440	..	652	3,850	7,390
Mauritius and Dependencies	—	—	—	—	—	5,006	1,971	712	1,862	1,270
Other British Possessions	—	—	—	—	—	9,094	8,719	5,714	6,072	6,142
TOTAL BRITISH EMPIRE	—	—	—	—	—	71,209	48,582	40,688	48,071	40,206
France	—	—	—	—	—	795	1,860	200	5,927	1,700
Mascat Territory and Trucial Oman	—	—	—	—	—	2,091	2,725	2,674	6,418	9,320
Other Native States in Arabia	—	—	—	—	—	2,050	2,912	6,769	2,294	2,608
Iraq	—	—	—	—	—	5,074	7,522	5,022	5,424	5,590
Iran	—	—	—	—	—	4,247	2,945	3,261	9,281	16,507
Other Foreign Countries	—	—	—	—	—	11,620	11,206	5,521	11,670	11,764
TOTAL FOREIGN COUNTRIES	—	—	—	—	—	32,826	29,241	29,108	42,724	56,006
Share of Bengal	—	—	—	—	—	5,232	6,556	1,622	2,221	4,201
Bombay	—	—	—	—	—	75,662	54,512	42,202	70,821	79,329
Sind	—	—	—	—	—	12,124	3,245	9,214	9,226	3,299
Madras	—	—	—	—	—	4,221	7,112	5,668	216	2,727
Burma	—	—	—	—	—	4,629	6,042	2,892	1,712	2,222
TOTAL	—	—	—	—	—	1,04,025	77,772	68,100	90,795	94,201
Electroplated-ware (III. D)—										
United Kingdom (including Channel Islands)	—	—	—	—	—	25,024	26,002	22,914	24,457	19,890
Other British Possessions	—	—	—	—	—	460	2,425	2,525	1,560	4,525
TOTAL BRITISH EMPIRE	—	—	—	—	—	25,484	28,427	25,440	26,017	24,415
TOTAL FOREIGN COUNTRIES	—	—	—	—	—	7,202	1,427	2,200	26	1,122
Share of Bengal	—	—	—	—	—	550	2,155	..	1,200	2,450
Bombay	—	—	—	—	—	22,752	12,902	12,622	24,522	21,222
Sind	—	—	—	—	—	2,927	1,240	2,050	6,422	255
Madras	—	—	—	—	—	6,212	6,600	4,970	1,212	..
Burma	—	—	—	—	—	7,274	5,017	2,122	1,272	1,422
TOTAL	—	—	—	—	—	42,845	29,914	28,820	36,042	25,522

No. 12—continued

ARTICLES, AND COUNTRIES OF FINAL DESTINATION; ALSO SHARE OF EACH PROVINCE	QUANTITY					VALUE				
	1930-31	1931-32	1932-33	1933-34	1934-35	1930-31	1931-32	1932-33	1933-34	1934-35
Fireworks (III. U)—						B	B	B	B	B
Hongkong	—	—	—	—	—	—	—	8,186
Other British Possessions	—	—	—	—	—	3,792	1,078	180	800	1,493
TOTAL BRITISH EMPIRE	—	—	—	—	—	3,792	1,078	8,316	800	1,493
TOTAL FOREIGN COUNTRIES	—	—	—	—	—	1,890	150	100	60	440
<i>Share of Bombay</i>	—	—	—	—	—	5,692	1,228	8,416	800	1,033
Fish (excluding canned fish)—										
<i>Fish, dry, salted and un-salted (I. A)—</i>	Cwts.	Cwts.	Cwts.	Cwts.	Cwts.					
TOTAL BRITISH EMPIRE	74	52	210	106	22	1,117	1,196	2,525	1,449	400
TOTAL FOREIGN COUNTRIES	..	15	1	450	100
<i>Share of Bengal</i>	20	..
<i>" Bombay</i>	49	45	230	57	5	890	1,246	2,023	657	100
<i>" Sind</i>	..	22	..	49	17	..	400	..	772	300
<i>" Madras</i>	25	127
TOTAL	74	67	220	106	22	1,117	1,846	2,625	1,449	400
Whalebone and Sharkfins (I. A)—										
United Kingdom (including Channel Islands)	258	271	251	191	37	55,800	51,945	36,050	34,104	5,900
Ceylon (excluding Maldives)	36	7,200	..
Straits Settlements	6	1,600	..
Hongkong	2,052	2,802	1,900	1,851	800	3,06,215	3,95,626	2,04,538	1,77,637	81,700
TOTAL BRITISH EMPIRE	2,305	3,073	2,051	2,084	837	3,61,515	4,47,571	2,40,588	2,20,541	7,600
TOTAL FOREIGN COUNTRIES	2	320
<i>Share of Bombay</i>	2,305	3,073	2,051	2,084	837	3,61,515	4,47,571	2,40,588	2,20,541	87,600
<i>" Sind</i>	2	320
TOTAL	2,305	3,073	2,053	2,084	837	3,61,515	4,47,571	2,40,908	2,20,541	87,600
Total Fish (excluding canned fish)—										
United Kingdom (including Channel Islands)	258	271	251	191	37	55,800	51,945	36,050	34,104	5,900
Ceylon (excluding Maldives)	56	36	..	727	7,200	..
Hongkong	2,052	2,837	1,807	1,907	817	3,06,215	3,96,276	2,04,638	1,78,510	82,000
Other British Possessions	19	17	212	56	5	890	546	2,375	2,176	100
TOTAL BRITISH EMPIRE	2,376	3,125	2,270	2,190	859	3,62,632	4,48,767	2,43,113	2,21,990	88,000

GENERAL EXPORTS

(744)

FOREIGN MERCHANDISE

No. 12—continued

ARTICLES AND COUNTRIES OF FINAL DESTINATION; ALSO SHARE OF EACH PROVINCE	QUANTITY					VALUE				
	1930-31	1931-32	1932-33	1933-34	1934-35	1930-31	1931-32	1932-33	1933-34	1934-35
Fish (excluding canned fish)—continued						B	B	B	B	B
Total Fish (excluding canned fish)—continued	Cwts.	Cwts.	Cwts.	Cwts.	Cwts.					
TOTAL FOREIGN COUNTRIES	..	15	3	450	420
Share of Bengal	20	..
<i>in Bombay</i>	2,364	3,128	2,371	2,141	343	2,02,505	4,48,317	2,43,213	2,31,108	37,71
<i>in Sind</i>	..	22	2	49	17	..	400	320	772	2
<i>in Madras</i>	25	127
TOTAL	2,379	3,140	2,373	2,190	359	2,02,632	4,49,217	2,43,533	2,31,900	34,0
Fruits and Vegetables— Fresh fruits and vegetables (A. B)—										
TOTAL BRITISH EMPIRE	—	—	—	—	—	2,001	1,737	4,198	2,159	1
Italy (including Finme)	—	—	—	—	—	9,310
Mascat Territory and Trucial Oman	—	—	—	—	—	2,672	7,312	4,360	3,727	1
Iraq	—	—	—	—	—	12,841	17,040	12,215	14,246	1,
Henjam Islands	—	—	—	—	—	24,720	36,891	18,340	10,995	..
Other Foreign Countries	—	—	—	—	—	421	2,560	1,858	1,240	..
TOTAL FOREIGN COUNTRIES	—	—	—	—	—	52,604	63,604	46,523	39,208	1,
Share of Bengal	—	—	—	—	—	210
<i>in Bombay</i>	—	—	—	—	—	61,487	64,240	48,347	22,878	1,
<i>in Sind</i>	—	—	—	—	—	3,022	351	2,424	2,539	1,
TOTAL	—	—	—	—	—	54,725	65,291	50,781	32,267	1,
Fruits and vegetables: dried, salted, or preserved— Dates (A. B)—										
Ceylon (excluding Maldives)	Tons	Tons	Tons	Tons	Tons					
<i>Other British Possessions</i>	45	8	1	11	19	8,710	2,176	855	1,329	1,
Other British Possessions	41	19	10	17	23	2,431	5,278	2,119	5,549	6,
TOTAL BRITISH EMPIRE	86	27	11	28	41	17,141	7,454	2,474	6,878	7,
Native States in Arabia other than Mascat Territory and Trucial Oman	25	..	11	8	..	5,435	..	900	565	2,
Other Foreign Countries	29	50	20	31	13	5,845	9,215	5,644	4,929	2,
TOTAL FOREIGN COUNTRIES	64	50	30	39	13	11,280	9,215	6,544	5,494	2,
Share of Bengal	1	16	25	..
<i>in Bombay</i>	20	64	27	41	37	10,322	15,420	7,372	10,265	2,
<i>in Sind</i>	40	13	24	22	17	4,222	920	2,590	1,860	1,
<i>in Madras</i>	20	2	..	4,800	..	40	232	..
<i>in Burma</i>	118
TOTAL	150	77	61	67	54	22,421	16,068	10,018	12,272	2,

No. 12—continued

ARTICLES, AND COUNTRIES OF FINAL DESTINATION; ALSO SHARE OF EACH PROVINCE	QUANTITY					VALUE				
	1930-31	1931-32	1932-33	1933-34	1934-35	1930-31	1931-32	1932-33	1933-34	1934-35
	Tons	Tons	Tons	Tons	Tons	₹	₹	₹	₹	₹
Fruits and Vegetables— continued										
<i>Fruits and vegetables: dried, salted, or preserved— continued</i>										
Other sorts (L. B)—										
United Kingdom (including Channel Islands)	176	815	346	113	56	1,70,820	4,47,878	2,10,350	91,846	45,566
Palestine	8	14	150	10,388	800	531	11,975
Aden and Dependencies	12	23	10	18	8	11,165	12,622	5,511	7,466	5,680
Ceylon (excluding Maldives)	42	88	75	57	31	28,384	54,910	38,036	29,083	16,713
Straits Settlements	99	95	80	89	56	96,164	92,699	66,215	61,692	48,495
Hongkong	66	164	127	106	95	42,967	99,174	70,822	74,611	51,015
Zanzibar and Pemba	16	16	26	14	11	24,476	22,915	21,620	14,685	19,570
Kenya Colony	35	39	37	34	27	45,676	40,920	34,997	34,468	29,710
Tanganyika Territory	14	11	13	9	15	20,380	15,920	16,765	11,720	16,308
Mauritius and Dependencies	12	20	26	20	32	8,980	11,078	15,006	8,149	15,897
Other British Possessions	6	7	6	9	7	4,032	5,966	6,427	7,268	5,783
TOTAL BRITISH EMPIRE	478	1,236	746	529	352	4,53,144	8,14,425	4,86,049	3,41,459	2,65,712
Germany	10	9	11	24	9	7,720	10,934	7,842	16,250	13,040
Netherlands	55	2	74	6	1	22,050	675	29,777	4,400	980
Belgium	2	12	2	820	7,878	1,493
France	20	76	7	10	10	21,737	60,366	5,982	1,340	8,325
Italy (including Fiume)	20	2	..	11,510	15	15	2,100
Turkey, European	7	8,370
Syria	1	24	..	5	46	1,793	29,457	160	11,720	1,02,365
China (exclusive of Hong- kong and Macao)	52	1	1	..	3	1,04,406	1,626	490	650	2,340
Egypt	149	372	74	386	105	1,05,063	1,89,894	38,698	1,00,797	52,666
United States of America— Via Atlantic Coast	49	120	152	8	45	86,342	1,47,018	2,16,564	22,250	91,604
Other Foreign Countries	17	21	6	9	8	16,759	16,664	8,397	7,829	6,881
TOTAL FOREIGN COUNTRIES	355	673	327	393	224	3,66,720	4,84,592	3,09,421	1,65,281	2,69,731
Share of Bengal	53	1	8	5	3	1,05,631	1,360	4,186	2,896	1,231
" Bombay	439	711	516	436	377	4,39,943	5,34,132	3,75,800	3,77,032	2,32,392
" Sind	351	1,347	551	486	196	2,74,291	7,12,434	4,16,485	2,26,633	2,44,910
" Burma	439	..	140	..
TOTAL	833	1,959	1,073	927	576	8,19,864	12,99,017	7,95,470	5,06,740	5,35,443
Total value of Fruits and Ve- getables—										
United Kingdom (including Channel Islands)	—	—	—	—	—	1,71,328	4,47,926	2,10,354	91,876	45,706
Palestine	—	—	—	—	—	150	10,388	800	531	11,975
Aden and Dependencies	—	—	—	—	—	13,559	13,842	5,629	7,582	5,680
Bahrain Islands	—	—	—	—	—	1,846	1,869	5,055	3,071	368
Ceylon (excluding Maldives)	—	—	—	—	—	37,034	57,035	38,416	30,412	19,556
Straits Settlements	—	—	—	—	—	98,684	98,239	68,495	65,271	48,965
Hongkong	—	—	—	—	—	43,142	99,174	70,823	74,611	51,015
Zanzibar and Pemba	—	—	—	—	—	24,346	23,310	21,637	14,685	19,600
Kenya Colony	—	—	—	—	—	47,213	42,935	36,217	35,153	29,910
Tanganyika Territory	—	—	—	—	—	21,030	16,510	17,027	12,025	16,653
Mauritius and Dependencies	—	—	—	—	—	9,345	11,543	15,613	8,149	16,352
Other British Possessions	—	—	—	—	—	4,009	6,349	6,145	7,130	8,020
TOTAL BRITISH EMPIRE	—	—	—	—	—	4,72,346	8,23,665	4,93,721	3,50,496	2,72,340

GENERAL EXPORTS

(746)

FOREIGN MERCHANDISE

No. 12—continued

ARTICLES, AND COUNTRIES OF FINAL DESTINATION; ALSO SHARE OF EACH PROVINCE	QUANTITY					VALUE				
	1930-31	1931-32	1932-33	1933-34	1934-35	1930-31	1931-32	1932-33	1933-34	1934-35
Fruits and Vegetables—continued										
Total value of Fruits and Vegetables—continued										
Germany	—	—	—	—	—	7,720	10,084	7,842	16,280	2,040
Netherlands	—	—	—	—	—	22,050	575	29,777	4,400	980
Belgium	—	—	—	—	—	850	7,872	1,490
France	—	—	—	—	—	21,737	60,306	5,982	1,340	8,325
Italy (including Fiume)	—	—	—	—	—	..	11,510	9,325	15	2,100
Turkey, European	—	—	—	—	—	..	2,370
Syria	—	—	—	—	—	1,708	29,457	160	11,720	1,02,355
Mesopotamian Territory and Trucial Oman	—	—	—	—	—	4,362	7,358	6,247	5,001	509
Other Native States in Arabia	—	—	—	—	—	6,772	987	1,820	1,598	190
Iraq	—	—	—	—	—	16,516	20,055	13,315	16,021	1,480
Iran	—	—	—	—	—	2,891	5,267	1,720	1,340	..
Hejaz Islands	—	—	—	—	—	24,730	25,591	13,700	10,995	..
China (exclusive of Hong-kong and Macao)	—	—	—	—	—	1,04,406	1,044	490	650	2,340
Egypt	—	—	—	—	—	1,05,818	1,90,644	22,796	1,00,797	52,606
Portuguese East Africa	—	—	—	—	—	6,762	2,424	6,454	6,112	5,629
United States of America—Via Atlantic Coast	—	—	—	—	—	20,242	1,47,012	2,16,664	22,250	91,604
Other Foreign Countries	—	—	—	—	—	6,979	9,759	2,800	1,969	2,112
TOTAL FOREIGN COUNTRIES	—	—	—	—	—	4,20,564	5,57,211	2,62,542	2,00,982	2,74,271
Share of Bengal	—	—	—	—	—	1,08,841	1,252	4,201	2,221	1,221
" Bombay	—	—	—	—	—	2,19,767	6,94,722	4,21,219	2,12,265	2,52,929
" Sind	—	—	—	—	—	2,21,609	7,12,742	4,20,209	2,22,221	2,47,722
" Madras	—	—	—	—	—	4,200	..	60	222	..
" Burma	—	—	—	—	—	..	697	..	140	1
TOTAL	—	—	—	—	—	9,02,010	12,20,976	2,56,289	5,51,479	5,47,111
Furniture and Cabinet-ware (III. G)—										
United Kingdom (including Channel Islands)	—	—	—	—	—	96,217	2,27,014	1,62,450	2,02,700	1,12,056
Aden and Dependencies	—	—	—	—	—	170	4,025	1,400	215	9,200
Ceylon (excluding Maldives)	—	—	—	—	—	1,502	25,724	2,105	2,250	225
Straits Settlements	—	—	—	—	—	1,051	775	7,050	97	4,675
Other British Possessions	—	—	—	—	—	2,640	1,422	4,922	2,120	2,520
TOTAL BRITISH EMPIRE	—	—	—	—	—	1,02,180	2,69,931	1,69,921	2,08,482	1,25,246
Germany	—	—	—	—	—	51,541	9,760	2,700	6,214	12,922
Netherlands	—	—	—	—	—	5,000	400	500	520	..
Belgium	—	—	—	—	—	4,020	290	20	2,000	2,000
France	—	—	—	—	—	7,600	12,020	40	4,250	50
Italy (including Fiume)	—	—	—	—	—	200	2,020	1,260	2,050	15,240
Switzerland	—	—	—	—	—	25	10,020	6,172
United States of America—Via Atlantic Coast	—	—	—	—	—	5,007	12,151	11,042	2,667	9,529
" Pacific "	—	—	—	—	—	220	..	600	452	660
Other Foreign Countries	—	—	—	—	—	12,021	9,210	4,262	6,110	5,625
TOTAL FOREIGN COUNTRIES	—	—	—	—	—	86,474	29,421	27,262	19,270	29,871
Share of Bengal	—	—	—	—	—	5,222	1,022	2,222	2,222	4,222
" Bombay	—	—	—	—	—	15,220	1,02,792	47,202	24,220	26,797
" Sind	—	—	—	—	—	1,22,222	2,10,227	1,22,220	1,72,222	1,40,224
" Madras	—	—	—	—	—	2,222	7,222	2,222	2,222	2,222
" Burma	—	—	—	—	—	2,222	2,222	2,222	222	1,022
TOTAL	—	—	—	—	—	1,22,222	2,22,222	1,22,222	2,22,222	1,22,222

No. 12—continued

ARTICLES, AND COUNTRIES OF FINAL DESTINATION; ALSO SHARE OF EACH PROVINCE	QUANTITY					VALUE				
	1980-81	1981-82	1982-83	1983-84	1984-85	1980-81	1981-82	1982-83	1983-84	1984-85
Glass and Glassware—						R	R	R	R	R
<i>Beads and false pearls (XII. H)—</i>										
	Cwts.	Cwts.	Cwts.	Cwts.	Cwts.					
Kenya Colony	92	51	11	15	9	5,145	2,080	540	735	525
Other British Possessions	46	26	22	52	85	5,407	2,938	2,667	3,086	3,468
TOTAL BRITISH EMPIRE	138	77	33	67	94	10,552	4,918	3,207	4,721	3,993
TOTAL FOREIGN COUNTRIES—	94	73	25	20	23	9,523	5,321	2,145	1,085	2,036
<i>Share of Bengal</i>	2	7	..	3	1	250	1,435	15	690	106
.. Bombay	207	140	51	54	42	15,331	3,100	3,148	3,745	3,926
.. Sind	15	1	3,592	..	195	..	485
.. Madras	7	3	6	25	45	340	653	1,165	1,330	1,329
.. Burma	1	..	2	..	33	157	..	329	41	583
TOTAL	232	150	58	87	122	20,080	10,239	5,352	5,306	6,029
Bottles (XII. H)—	Gross	Gross	Gross	Gross	Gross					
Kenya Colony	2,502	677	587	132	3,339	6,695	2,542	2,110	415	3,339
Other British Possessions	779	673	573	1,329	2,439	3,953	4,379	5,669	3,553	3,471
TOTAL BRITISH EMPIRE	3,281	1,350	1,160	2,011	5,778	10,648	4,921	7,779	3,968	12,310
United States of America— and Atlantic Coast	239	465	119	393	688	5,426	3,443	2,337	3,070	3,335
Other Foreign Countries	3,026	334	1,101	1,150	2,326	9,202	2,559	9,241	4,403	4,004
TOTAL FOREIGN COUNTRIES	3,215	1,299	1,220	1,543	2,964	14,628	11,001	11,578	12,673	12,939
<i>Share of Bengal</i>	..	15	6	..	100	..	145	55	..	133
.. Bombay	6,464	2,319	2,177	2,349	3,456	23,733	15,337	15,712	13,133	21,264
.. Sind	29	13	55	459	85	990	351	350	4,133	2,043
.. Madras	3	3	5	33
.. Burma	1	..	142	251	101	493	6	2,740	4,270	1,755
TOTAL	6,490	2,649	2,380	3,559	3,742	25,276	15,922	19,357	21,653	25,249
Sheet and plate (XII. H)—	Supl. feet	Supl. feet	Supl. feet	Supl. feet	Supl. feet					
TOTAL BRITISH EMPIRE	4,372	10,300	3,630	4,005	23,124	3,397	4,595	2,911	2,054	10,120
Native States in Arabia other than Muskat Territory and Trucial Oman	14,200	6,625	5,500	2,520	1,936	6,710	3,525	3,460	1,330	1,210
Iran	11,757	5,150	10,150	1,350	400	3,760	742	9,243	860	150
Other Foreign Countries	3,212	5,868	1,520	873	720	1,313	1,416	355	373	236
TOTAL FOREIGN COUNTRIES	22,169	17,643	17,170	4,743	3,056	11,733	5,683	13,058	2,563	1,646
<i>Share of Bombay</i>	30,017	24,415	24,722	7,324	25,120	14,475	9,663	15,639	4,109	11,330
.. Sind	2,512	3,473	1,063	1,124	1,080	673	555	330	433	336
.. Madras	50	30
.. Burma	13	37
TOTAL	32,541	27,943	25,800	3,748	26,180	15,185	10,278	15,969	4,617	11,766

GENERAL EXPORTS

(748)

FOREIGN MERCHANDISE

No. 15—continued

ARTICLES, AND COUNTRIES OF FINAL DESTINATION; ALSO SHARE OF EACH PROVINCE	QUANTITY					VALUE				
	1930-31	1931-32	1932-33	1933-34	1934-35	1930-31	1931-32	1932-33	1933-34	1934-35
Glass and Glassware— continued						B	B	B	B	B
<i>Other Glassware (III. H)</i>										
United Kingdom (including Channel Islands)	—	—	—	—	—	50,807	46,101	35,868	37,736	30,568
Aden and Dependencies	—	—	—	—	—	1,155	2,150	4,408	6,171	6,473
Bahrain Islands	—	—	—	—	—	1,422	3,731	4,048	3,026	6,637
Ceylon (excluding Maldives)	—	—	—	—	—	5,679	5,013	4,785	2,903	9,322
Straits Settlements	—	—	—	—	—	10,475	3,839	3,504	1,458	545
Federated Malay States	—	—	—	—	—	3,770	3,031	3,103	1,487	793
Kenya Colony	—	—	—	—	—	6,315	4,831	3,307	2,286	4,380
Anglo-Egyptian Sudan	—	—	—	—	—	11,315	..	640	5,495	10,348
Mauritius and Dependencies	—	—	—	—	—	5,788	3,101	4,321	3,631	2,351
Other British Possessions	—	—	—	—	—	9,513	3,259	3,979	4,573	6,270
TOTAL BRITISH EMPIRE	—	—	—	—	—	1,16,824	90,046	70,401	75,761	77,682
Netherlands	—	—	—	—	—	1,225	201	..	16,398	..
Italy (including Fiume)	—	—	—	—	—	330	315	524	7,530	..
Mascat Territory and Trucial Oman	—	—	—	—	—	3,162	3,165	3,325	4,306	9,623
Other Native States in Arabia	—	—	—	—	—	14,267	2,263	14,630	7,922	12,223
Iraq	—	—	—	—	—	3,172	9,890	3,533	6,292	6,321
Iran	—	—	—	—	—	15,167	17,313	11,400	16,044	23,217
Japan	—	—	—	—	—	2,333	4,305	1,933	3,411	1,432
Portuguese East Africa	—	—	—	—	—	5,506	4,964	5,670	6,691	2,217
Other Foreign Countries	—	—	—	—	—	9,412	5,290	6,093	4,039	4,359
TOTAL FOREIGN COUNTRIES	—	—	—	—	—	59,824	43,711	52,166	77,633	59,816
Share of Bengal	—	—	—	—	—	6,481	9,343	5,376	30,741	4,194
.. Bombay	—	—	—	—	—	1,35,214	93,951	93,413	1,14,605	1, 6,233
.. Sind	—	—	—	—	—	5,633	4,136	2,797	2,639	3,616
.. Madras	—	—	—	—	—	31,739	30,353	13,301	5,913	3,044
.. Burma	—	—	—	—	—	7,376	5,174	2,371	1,516	4,403
TOTAL	—	—	—	—	—	1,76,448	1,38,757	1,22,567	1,53,394	1,37,498
Total value of Glass and Glassware—										
United Kingdom (including Channel Islands)	—	—	—	—	—	56,965	46,220	35,763	37,929	34,987
Aden and Dependencies	—	—	—	—	—	2,072	3,077	5,200	7,331	8,223
Bahrain Islands	—	—	—	—	—	4,303	7,131	5,916	6,445	13,171
Ceylon (excluding Maldives)	—	—	—	—	—	6,780	5,376	6,070	4,675	10,321
Straits Settlements	—	—	—	—	—	10,909	4,239	4,035	1,499	887
Federated Malay States	—	—	—	—	—	3,770	3,161	3,103	1,487	1,319
Kenya Colony	—	—	—	—	—	13,135	9,573	5,927	4,430	8,324
Anglo-Egyptian Sudan	—	—	—	—	—	11,305	..	640	5,746	12,030
Mauritius and Dependencies	—	—	—	—	—	6,433	3,791	5,031	3,851	2,751
Seychelles	—	—	—	—	—	6,029	4,304	4,240	3,427	3,675
Other British Possessions	—	—	—	—	—	3,630	6,553	7,203	9,193	3,923
TOTAL BRITISH EMPIRE	—	—	—	—	—	1,41,421	1,04,430	84,293	91,519	1,04,105
Germany	—	—	—	—	—	3,175	3,937	2,123	1,236	1,570
Netherlands	—	—	—	—	—	1,227	201	..	16,398	..
Italy (including Fiume)	—	—	—	—	—	1,020	315	524	7,530	..
Mascat Territory and Trucial Oman	—	—	—	—	—	4,037	4,397	4,151	4,631	10,904

No. 12—continued

ARTICLES, AND COUNTRIES OF FINAL DESTINATION; ALSO SHARE OF EACH PROVINCE	QUANTITY					VALUE				
	1930-31	1931-32	1932-33	1933-34	1934-35	1930-31	1931-32	1932-33	1933-34	1934-35
Glass and Glassware—						R	R	R	R	R
Total value of glass and glassware—contd.										
Other Native States in Arabia	—	—	—	—	—	23,416	6,334	18,452	9,412	14,502
Iraq	—	—	—	—	—	9,890	10,718	9,718	6,640	8,073
Iran	—	—	—	—	—	21,096	19,415	21,133	17,585	24,647
Japan	—	—	—	—	—	7,846	4,615	1,936	10,791	1,650
Portuguese East Africa	—	—	—	—	—	8,046	7,077	7,999	7,848	2,472
United States of America—										
Via Atlantic Coast	—	—	—	—	—	5,980	9,411	3,372	8,720	8,969
" Pacific	—	—	—	—	—	175
Other Foreign Countries	—	—	—	—	—	4,890	8,851	9,539	8,173	4,550
TOTAL FOREIGN COUNTRIES	—	—	—	—	—	95,608	70,716	78,947	98,954	77,337
Share of Bengal	—	—	—	—	—	6,731	10,874	5,346	30,831	4,433
" Bombay	—	—	—	—	—	1,78,803	1,32,101	1,32,611	1,35,967	1,52,802
" Sind	—	—	—	—	—	10,303	5,072	4,082	7,325	6,539
" Madras	—	—	—	—	—	32,554	20,869	14,966	6,333	10,373
" Burma	—	—	—	—	—	8,058	6,110	5,940	5,857	6,740
TOTAL	—	—	—	—	—	2,36,980	1,75,106	1,68,945	1,85,478	1,81,442
Grain, Pulse and Flour—										
Rice not in the Bush (I. O)—	Tons	Tons	Tons	Tons	Tons					
TOTAL BRITISH EMPIRE	20	15	10	2,400
Netherlands	..	1,973	1,72,900
Other foreign countries	5	88	77	1,000	..
TOTAL FOREIGN COUNTRIES	..	1,973	..	5	1,72,938	77	1,000	..
Share of Bombay	..	1,973	..	5	29	15	1,72,900	..	1,000	2,400
" Sind	48	77
TOTAL	..	1,973	..	5	29	15	1,72,948	77	1,000	2,400
Wheat (I. O)—	Tons	Tons	Tons	Tons	Tons					
United Kingdom (including Channel Islands)	..	1,968	1,57,856
Other British Possessions	..	18	1,050
TOTAL BRITISH EMPIRE	..	1,979	1,58,906
Native States in Arabia other than Maskat Territory and Trucial Oman	..	226	17,362
Share of Bombay	..	2,205	1,75,968
Other sorts (I. O)—	Tons	Tons	Tons	Tons	Tons					
Ceylon (excluding Maldives)	76	9,600
Other British Possessions	3	..	3	..	54	800	175	760
TOTAL BRITISH EMPIRE	3	..	79	..	54	800	175	10,360
TOTAL FOREIGN COUNTRIES	70	6,544	45	40	..	244

GENERAL EXPORTS

(750)

FOREIGN MERCHANDISE

No. 12—continued

ARTICLES, AND COUNTRIES OF FINAL DESTINATION; ALSO SHARE OF EACH PROVINCE	QUANTITY					VALUE				
	1980-31	1931-32	1932-33	1933-34	1934-35	1980-31	1931-32	1932-33	1933-34	1934-35
Wheat, Pulse and Flour— <i>continued</i>						R	R	R	R	R
<i>Other sorts (I. C)—contd.</i>	Tons	Tons	Tons	Tons	Tons					
Share of Bengal	39
" Bombay . . .	70	..	3	..	70	6,544	67	340	175	10,004
TOTAL . . .	70	..	3	..	70	6,544	90	340	175	10,004
Total grain, pulse and flour—	Tons	Tons	Tons	Tons	Tons					
United Kingdom (including Channel Islands)	1,066	3	1,57,566	627
Ceylon (excluding Maldives)	78	9,000
Other British Possessions	13	32	13	1,104	173	175	3,100
TOTAL BRITISH EMPIRE	1,079	3	..	108	13	1,58,670	800	175	12,700
Netherlands	1,973	1,72,909
Native States in Arabia other than Maskat Territory and Trucial Oman . . .	69	236	6,360	17,362
Other Foreign Countries . . .	1	5	..	184	83	117	1,000	244
TOTAL FOREIGN COUNTRIES . . .	70	2,199	..	5	..	6,544	1,90,345	117	1,000	244
Share of Bengal	32
" Bombay . . .	70	4,173	3	..	108	6,559	3,43,935	340	1,175	13,004
" Sind	5	43	77
TOTAL . . .	70	4,173	3	5	108	6,559	3,40,015	917	1,175	13,004
Gums and Resins—	Cwts.	Cwts.	Cwts.	Cwts.	Cwts.					
<i>Arabic (II. D)—</i>										
Hongkong . . .	310	310	166	149	..	10,500	16,300	2,140	2,420	..
Commonwealth of Australia . . .	400	5,800
Other British Possessions . . .	115	127	42	42	14	5,017	4,330	1,725	1,200	640
TOTAL BRITISH EMPIRE . . .	825	437	208	191	14	21,317	20,630	3,865	3,620	640
Germany . . .	734	61	20,227	2,040
Belgium . . .	2,552	100	74,323	2,200
France . . .	364	100	..	24	60	9,080	1,500	..	245	600
United States of America—										
Via Atlantic Coast . . .	409	10,330
Other Foreign Countries . . .	53	10	13	2	2	2,075	395	423	83	37
TOTAL FOREIGN COUNTRIES . . .	4,113	167	13	26	162	1,16,044	3,935	423	323	2,367
Share of Bengal . . .	400	3	5,300	30
" Bombay . . .	4,533	601	226	317	176	1,31,561	24,535	4,293	3,943	3,477
TOTAL . . .	4,933	604	226	317	176	1,37,861	24,625	4,293	3,943	3,477
Benjamin (II. D)—	Cwts.	Cwts.	Cwts.	Cwts.	Cwts.					
Aden and Dependencies . . .	77	8	13	4	10	5,455	230	710	120	200
Ceylon (excluding Maldives) . . .	853	857	663	414	235	35,755	35,324	28,490	11,905	11,036
Union of South Africa . . .	98	70	73	30	113	7,065	5,005	5,003	5,350	5,923
Other British Possessions . . .	49	60	50	29	45	2,430	3,532	2,770	1,311	2,055
TOTAL BRITISH EMPIRE . . .	1,023	995	803	536	463	51,655	44,111	31,973	10,186	10,277

No. 12—continued

ARTICLES, AND COUNTRIES OF FINAL DESTINATION; ALSO SHARE OF EACH PROVINCE	QUANTITY					VALUE				
	1930-31	1931-32	1932-33	1933-34	1934-35	1930-31	1931-32	1932-33	1933-34	1934-35
Gums and Resins—										
<i>Benjamin (II. D)—contd.</i>	<i>Cwts.</i>	<i>Cwts.</i>	<i>Cwts.</i>	<i>Cwts.</i>	<i>Cwts.</i>	<i>Rs.</i>	<i>Rs.</i>	<i>Rs.</i>	<i>Rs.</i>	<i>Rs.</i>
Iraq	171	188	115	134	80	7,145	8,200	5,810	2,820	808
Other Foreign Countries	104	115	98	54	111	5,550	5,680	3,170	3,145	5,070
TOTAL FOREIGN COUNTRIES	275	303	206	188	141	12,695	13,880	8,980	5,965	5,878
<i>Share of Bengal</i>	7	200
.. <i>Bombay</i>	1,357	1,298	1,015	724	594	64,350	57,991	40,953	25,151	24,959
TOTAL	1,357	1,298	1,015	724	594	64,350	57,991	40,953	25,151	25,160
Oilbams or Frankincense (II. D)—	<i>Cwts.</i>	<i>Cwts.</i>	<i>Cwts.</i>	<i>Cwts.</i>	<i>Cwts.</i>					
United Kingdom (including Channel Islands)	582	..	72	..	1	10,614	..	1,392	..	30
Ceylon (excluding Maldives)	368	297	81	88	188	12,530	7,166	1,090	1,685	1,505
Straits Settlements	2,272	2,153	2,041	2,060	1,687	41,909	26,286	23,387	25,610	18,861
Hongkong	1,314	3,350	3,650	1,141	3,450	39,080	54,470	38,185	22,325	40,914
Other British Possessions	273	296	407	176	213	9,790	8,150	8,580	4,069	4,080
TOTAL BRITISH EMPIRE	4,809	6,096	5,260	3,465	5,478	1,22,903	90,072	73,504	53,725	74,480
U. S. S. R.—										
Southern	355	5,420
Germany	2,981	2,124	2,763	2,799	2,734	92,561	52,277	68,133	49,136	85,225
France	3,811	3,228	2,173	2,776	3,044	1,13,618	77,864	56,431	41,056	39,750
Italy (including Fiume)	564	754	662	935	1,099	17,087	14,400	9,865	15,824	20,180
Greece (including Crete)	1,538	1,273	2,087	2,989	2,192	57,910	36,732	32,553	34,340	23,143
Roumania	180	1,920	..	3,600	21,205
Iraq	316	344	229	347	736	10,223	9,900	6,725	7,150	11,055
Iran	239	597	83	70	166	3,686	10,680	2,091	1,467	2,062
Egypt	2	443	120	70	6,688	1,600
United States of America—										
Via Atlantic Coast	1,200	630	929	2,671	746	46,427	20,207	23,980	33,533	6,592
Other Foreign Countries	408	659	285	511	798	10,523	14,532	5,985	6,210	9,960
TOTAL FOREIGN COUNTRIES	10,607	9,794	9,198	13,541	13,910	3,56,937	2,40,142	2,00,983	1,95,403	1,78,197
<i>Share of Bombay</i>	15,416	16,390	14,453	17,006	19,333	4,79,340	3,26,314	2,73,687	2,42,128	2,62,677
Rosin (II. D)—	<i>Cwts.</i>	<i>Cwts.</i>	<i>Cwts.</i>	<i>Cwts.</i>	<i>Cwts.</i>					
Commonwealth of Australia	1,710	24,334
Other British Possessions	278	202	75	180	178	6,079	4,123	1,200	1,692	2,172
TOTAL BRITISH EMPIRE	1,987	202	75	180	178	31,013	4,123	1,200	1,692	2,172
United States of America—										
Via Atlantic Coast	501	12,523
Other Foreign Countries	1,206	346	268	233	219	16,253	6,579	4,823	4,533	3,856
TOTAL FOREIGN COUNTRIES	1,206	847	268	233	219	16,253	19,104	4,823	4,533	3,856
<i>Share of Bengal</i>	2,426	..	3	4	13	30,734	..	50	100	30
.. <i>Bombay</i>	367	1,049	333	354	372	16,532	23,227	5,983	6,130	5,333
.. <i>Sind</i>	3	..	13	30	..	30
TOTAL	3,298	1,049	343	368	397	47,266	23,227	6,113	6,330	6,023

GENERAL EXPORTS

(752)

FOREIGN MERCHANDISE

No. 12—continued

ARTICLES, AND COUNTRIES OF FINAL DESTINATION, ALSO SHARE OF EACH PROVINCE	QUANTITY					VALUE				
	1930-31	1931-32	1932-33	1933-34	1934-35	1930-31	1931-32	1932-33	1933-34	1934-35
	Cwts.	Cwts.	Cwts.	Cwts.	Cwts.	R	R	R	R	R
Gums and Resins—continued										
<i>Other sorts (II. D)—</i>										
United Kingdom (including Channel Islands)	277	515	1,285	584	455	23,520	42,532	61,957	14,137	17,775
Ceylon (excluding Maldives)	122	57	143	19	47	5,350	4,209	5,085	490	1,915
Hongkong	1,074	3,051	1,439	1,253	945	24,210	1,02,813	45,513	32,202	25,705
Tanganyika Territory	479	8	5,580	190	..
Other British Possessions	59	58	20	134	113	1,737	1,810	838	4,285	3,731
TOTAL BRITISH EMPIRE	1,532	4,301	3,366	1,998	1,567	70,077	1,51,514	1,20,273	52,254	50,228
Germany	2,575	544	342	2,053	1,097	64,839	14,172	11,510	43,915	19,068
Netherlands	..	203	210	1,473	390	..	5,100	2,100	16,905	4,130
Belgium	4,894	4,034	2,325	5,511	7,359	74,959	65,303	32,191	57,130	73,333
France	1,067	1,631	522	2,143	1,181	27,739	35,493	6,390	27,023	13,195
Italy (including Fiume)	..	321	44	39	392	..	5,320	1,715	730	13,214
Iran	133	334	30	11	19	6,539	6,351	1,255	900	1,425
Japan	1,845	1,234	3,203	451	1,005	1,10,372	51,354	1,03,266	14,233	35,215
United States of America—										
Via Atlantic Coast	16,031	9,857	6,721	6,931	2,745	3,97,942	3,29,541	1,03,334	1,06,231	43,134
Other Foreign Countries	222	133	163	123	135	7,130	4,100	3,355	3,555	4,305
TOTAL FOREIGN COUNTRIES	24,313	18,455	14,071	19,404	14,324	6,90,179	4,37,413	2,55,023	2,73,495	2,13,204
Share of Bengal	2	20	..	200	..
Bombay	23,351	22,632	17,437	21,409	13,375	7,50,247	5,73,274	3,35,301	3,25,549	2,57,722
Sind	..	104	15	..	5,023	799
TOTAL	23,351	22,737	17,437	21,402	13,391	7,50,247	5,73,297	3,35,301	3,25,749	2,58,473
Total Gums and Resins—	Cwts.	Cwts.	Cwts.	Cwts.	Cwts.					
United Kingdom (including Channel Islands)	945	524	1,332	584	477	50,021	43,337	64,109	14,137	18,005
Aden and Dependencies	195	105	15	102	35	7,995	2,125	195	1,352	2,227
Ceylon (excluding Maldives)	1,398	1,273	911	547	497	35,393	43,419	23,075	14,760	15,094
Strait Settlements	2,370	2,297	2,054	2,135	1,730	44,551	30,331	23,762	27,411	20,601
Hongkong	2,735	7,321	4,272	2,543	4,405	35,770	1,73,643	37,073	57,047	75,709
Union of South Africa	105	75	35	100	113	20,324	5,225	5,513	5,730	6,222
Tanganyika Territory	59	94	573	34	19	2,779	2,320	3,155	1,770	430
Commonwealth of Australia	2,119	2	30,134	125
Other British Possessions	309	341	420	225	321	3,995	10,190	9,903	7,340	7,414
TOTAL BRITISH EMPIRE	10,245	12,031	9,713	6,320	7,635	2,05,955	3,15,510	2,30,905	1,30,477	1,45,537
U. S. S. R.—										
Southern	355	3,420
Germany	6,494	2,719	3,110	5,452	3,331	1,30,197	63,439	74,693	93,052	54,393
Netherlands	..	263	210	1,473	390	..	5,100	2,100	16,905	4,130
Belgium	7,463	4,034	2,247	5,511	7,519	1,49,632	65,303	32,491	59,130	81,733
France	4,742	4,959	2,395	4,942	4,235	1,50,496	1,14,357	62,731	63,922	53,515
Italy (including Fiume)	759	1,075	705	974	1,991	19,537	20,330	11,030	15,574	33,304
Greece (including Crete)	1,533	1,273	2,037	3,000	2,192	57,910	35,732	32,553	34,505	23,143
Romania	..	130	1,920	..	3,000	21,205
Iraq	737	665	405	514	773	22,250	21,530	14,155	10,921	12,155
Iran	504	1,000	123	91	193	15,555	17,539	3,432	2,524	3,523
Java	631	255	95	240	433	6,593	2,710	1,090	2,700	4,725
Japan	1,845	1,234	3,203	451	1,005	1,10,372	51,354	1,03,266	14,233	35,245
Egypt	23	31	21	507	102	1,210	710	321	3,732	3,395

No. 12—continued

ARTICLES, AND COUNTRIES OF FINAL DESTINATION; ALSO SHARE OF EACH PROVINCE	QUANTITY					VALUE				
	1980-81	1981-82	1982-83	1983-84	1984-85	1980-81	1981-82	1982-83	1983-84	1984-85
Gums and Resins—continued										
Total Gums and Resins— concluded	Cwts.	Cwts.	Cwts.	Cwts.	Cwts.	Rs.	Rs.	Rs.	Rs.	Rs.
United States of America—										
<i>Vld Atlantic Coast</i>	17,040	10,988	7,050	9,652	8,401	4,54,699	2,72,278	1,27,814	1,39,816	56,778
Other Foreign Countries	684	885	608	575	716	22,023	23,898	13,880	11,522	15,067
TOTAL FOREIGN COUNTRIES	48,109	29,567	23,761	38,397	29,256	11,92,020	7,04,474	4,70,647	4,79,729	4,08,967
Share of Bengal	2,826	3	3	6	20	24,534	120	50	300	280
" Bombay	50,529	41,491	33,468	39,711	36,894	14,52,530	10,16,841	7,10,122	8,09,906	5,54,714
" Sind	..	104	8	..	27	..	5,023	80	..	810
TOTAL	58,365	41,598	33,479	39,717	36,941	14,89,064	10,20,984	7,10,552	6,10,206	5,55,804
Hardware (excluding Cutlery and Electroplated ware) (III. D)—										
United Kingdom (including Channel Islands)	—	—	—	—	—	4,96,976	5,30,894	5,47,888	6,26,167	5,29,538
Aden and Dependencies	—	—	—	—	—	24,757	30,348	24,267	12,421	20,961
Bahrain Islands	—	—	—	—	—	12,093	9,800	76,686	25,868	21,190
Ceylon (excluding Maldives)	—	—	—	—	—	3,40,875	7,36,100	5,96,452	3,07,817	2,85,315
Straits Settlements	—	—	—	—	—	51,189	30,708	1,22,118	1,12,315	96,208
Zanzibar and Pemba	—	—	—	—	—	14,780	10,418	9,100	8,446	7,295
Kenya Colony	—	—	—	—	—	42,227	25,325	37,206	29,782	32,486
Tanganyika Territory	—	—	—	—	—	15,692	10,209	4,791	7,101	4,416
Seychelles	—	—	—	—	—	5,823	3,806	4,849	4,642	7,587
Commonwealth of Australia	—	—	—	—	—	3,440	11,052	4,446	8,515	3,025
New Zealand	—	—	—	—	—	7,717
Other British Possessions	—	—	—	—	—	3,998	5,469	8,855	7,088	8,100
TOTAL BRITISH EMPIRE	—	—	—	—	—	10,24,422	14,63,727	14,36,653	11,45,130	10,16,118
Norway	—	—	—	—	—	..	1,950	26,309	28,374	22,351
Denmark	—	—	—	—	—	5,005	3,102	12,371
Germany	—	—	—	—	—	3,06,271	2,58,500	1,74,229	83,904	68,514
Netherlands	—	—	—	—	—	57,758	76,881	66,167	53,830	21,549
Belgium	—	—	—	—	—	43,345	79,753	42,751	18,415	16,891
France	—	—	—	—	—	3,276	48,312	53,729	83,049	76,743
Italy (including Trieste)	—	—	—	—	—	61,365	93,295	14,668	8,452	5,869
Austria	—	—	—	—	—	..	40	80	6,965	50
Mascat Territory and Trucial Oman	—	—	—	—	—	9,656	9,583	8,477	12,535	21,817
Other Native States in Arabia	—	—	—	—	—	20,672	7,123	9,755	7,857	17,723
Iraq	—	—	—	—	—	35,779	37,382	36,241	64,470	37,927
Iran	—	—	—	—	—	54,268	27,551	42,759	72,438	34,008
Sumatra	—	—	—	—	—	2,105	27,887	819
Java	—	—	—	—	—	2,66,238	2,83,278	2,58,042	1,44,350	1,19,058
Siam	—	—	—	—	—	12,787	974	294	175	449
China (excluding Hongkong and Macao)	—	—	—	—	—	3,527	9,339	10,758	3,167	15,307
Japan	—	—	—	—	—	1,688	16,045	2,612	7,320	8,550
Egypt	—	—	—	—	—	..	3,035	2,138	1,417	5,378
Portuguese East Africa	—	—	—	—	—	10,951	4,454	11,632	7,294	5,544
United States of America—										
<i>Vld Atlantic Coast</i>	—	—	—	—	—	64,018	97,307	1,10,178	66,251	62,909
" Pacific	—	—	—	—	—	3,054	400	..	15	5
Argentine Republic (including the Atlantic Coast of Patagonia)	—	—	—	—	—	80	10,000	..
Other Foreign Countries	—	—	—	—	—	11,388	6,657	9,251	5,549	3,582
TOTAL FOREIGN COUNTRIES	—	—	—	—	—	9,68,366	10,83,546	8,91,514	6,88,029	5,55,393

GENERAL EXPORTS

(754)

FOREIGN MERCHANDISE

No. 12—continued

ARTICLES, AND COUNTRIES OF FINAL DESTINATION; ALSO SHARE OF EACH PROVINCE	QUANTITY					VALUE				
	1930-31	1931-32	1932-33	1933-34	1934-35	1930-31	1931-32	1932-33	1933-34	1934-35
Hardware (excluding Cutlery and Electro-plated ware) (III. D)—continued										
Share of Bengal	—	—	—	—	—	6,96,923	11,08,304	10,30,612	5,62,567	4,56,450
" Bombay	—	—	—	—	—	6,83,226	7,24,957	6,60,529	6,64,127	6,80,716
" Sind	—	—	—	—	—	1,36,399	1,16,103	1,31,487	1,32,379	90,200
" Madras	—	—	—	—	—	2,26,688	4,18,452	2,30,522	2,23,651	2,74,877
" Burma	—	—	—	—	—	1,91,907	1,86,457	2,35,016	1,60,825	1,39,120
TOTAL	—	—	—	—	—	19,92,788	25,52,273	22,28,167	18,34,059	14,71,572
Hides and Skins, raw—										
Hides, raw (II. E)—	Tons	Tons	Tons	Tons	Tons					
United Kingdom (including Channel Islands)	13,000
Share of Sind	13,000
Skins, raw (II. E)—	Tons	Tons	Tons	Tons	Tons					
United Kingdom (including Channel Islands)	200	334	297	257	186	99,58,679	80,99,124	26,34,727	21,93,229	56,06,801
Hongkong	4	8	5,527	8,048	..
Other British Possessions	100	137	463	30	..
TOTAL BRITISH EMPIRE	200	334	311	265	186	99,58,679	80,99,261	26,40,707	22,01,302	56,06,811
Germany	1	2	4	25,750	62,888	11,286
France	63,275	8,714	..	30	..
China (exclusive of Hongkong and Macao)	9	16	6	..	7	14,400	19,152	8,693	1,178	7,1
United States of America—										
Via Atlantic Coast	1	12	4	2	..	61,100	4,15,016	1,07,744	8,700	..
Other Foreign Countries	1	3,250
TOTAL FOREIGN COUNTRIES	11	31	15	2	7	1,64,525	5,00,770	1,30,872	6,902	7,1
Share of Bengal	9	13	14	8	12	49,225	4,321	16,972	19,970	8,22
" Bombay	201	306	141	109	94	1,00,53,337	82,72,971	22,21,876	15,69,518	46,44,64
" Sind	..	46	71	154	37	..	3,22,179	2,22,731	6,27,719	9,34,8
" Madras	1	20,153
TOTAL	211	366	226	262	193	1,01,23,204	86,00,081	27,71,570	22,08,204	56,13,0
Horns, tips and pieces of Horn (II. F)—	Cwts.	Cwts.	Cwts.	Cwts.	Cwts.					
TOTAL BRITISH EMPIRE	3	1	380	1,200
Iraq
Share of Bengal	300
" Bombay	3	1	30	1,200
TOTAL	3	1	380	1,200
Instruments, Apparatus, and Appliances, and parts thereof—										
Electrical (III. F)—										
United Kingdom (including Channel Islands)	—	—	—	—	—	1,26,314	1,08,326	1,96,305	94,548	1,21
Bahrain Islands	—	—	—	—	—	24,160	4,881	5,638	4,635	11
Ceylon (excluding Maldives)	—	—	—	—	—	45,780	24,781	17,875	10,618	21

No. 12—continued

ARTICLES, AND COUNTRIES OF FINAL DESTINATION; ALSO SHARE OF EACH PROVINCE	QUANTITY					VALUE				
	1930-31	1931-32	1932-33	1933-34	1934-35	1930-31	1931-32	1932-33	1933-34	1934-35
Instruments, Apparatus, and Appliances, and parts thereof—continued						R	R	R	R	R
Electrical (III. F)—continued										
Straits Settlements	—	—	—	—	—	3,121	20,204	670	3,554	5,036
Hongkong	—	—	—	—	—	187	6,792	3,392	5,698	2,130
Zanzibar and Pemba	—	—	—	—	—	5,314	719	150
Union of South Africa	—	—	—	—	—	2,160	16,994
Commonwealth of Australia	—	—	—	—	—	60	100	10	33	8,289
Other British Possessions	—	—	—	—	—	6,557	7,115	7,389	7,419	8,251
TOTAL BRITISH EMPIRE	—	—	—	—	—	2,09,279	1,72,049	2,37,098	1,27,219	2,06,238
Germany	—	—	—	—	—	86,845	5,061	8,718	26,029	16,648
Netherlands	—	—	—	—	—	24,728	21,746	1,370	4,106	38,082
Belgium	—	—	—	—	—	18,800	1,980	217	28,947	25
Italy (including Fiume)	—	—	—	—	—	9,233	3,295	1,686	25,000	41,741
Czechoslovakia	—	—	—	—	—	5,865	1,040	..	1,200	1,730
Mascat Territory and Trucial Oman	—	—	—	—	—	985	7,708	576	728	5,208
Other Native States in Arabia	—	—	—	—	—	1,050	1,050	960	920	5,057
Iraq	—	—	—	—	—	18,322	11,873	4,338	12,646	10,192
Iran	—	—	—	—	—	14,443	7,802	6,469	5,647	5,841
French Indo-China	—	—	—	—	—	9,317
United States of America Yd Atlantic Coast	—	—	—	—	—	39,334	1,20,668	30,820	24,195	33,791
" Pacific "	—	—	—	—	—	6,050	..	800	150	272
Other Foreign Countries	—	—	—	—	—	9,662	10,163	9,243	9,281	9,099
TOTAL FOREIGN COUNTRIES	—	—	—	—	—	1,79,345	1,92,381	75,559	1,38,849	1,67,666
Share of Bengal	—	—	—	—	—	1,51,775	1,40,163	1,95,607	1,12,514	1,75,367
" Bombay	—	—	—	—	—	2,01,339	1,31,460	73,501	1,12,491	1,54,773
" Sind	—	—	—	—	—	5,601	5,189	17,397	19,131	11,017
" Madras	—	—	—	—	—	12,988	3,403	6,536	10,912	20,729
" Burma	—	—	—	—	—	12,421	76,388	17,061	11,039	12,918
TOTAL	—	—	—	—	—	3,38,124	3,64,430	3,12,652	2,66,068	3,73,904
Musical (III. D)—										
Talking machines and accessories—										
United Kingdom (including Channel Islands)	—	—	—	—	—	1,45,266	91,007	31,793	30,383	57,410
Ceylon (excluding Maldives)	—	—	—	—	—	4,406	2,367	4,153	18,584	31,300
Straits Settlements	—	—	—	—	—	2,400	4,426	3,077	2,086	7,415
Kenya Colony	—	—	—	—	—	150	5,605	17,294	..	349
Other British Possessions	—	—	—	—	—	763	6,922	9,339	1,555	5,915
TOTAL BRITISH EMPIRE	—	—	—	—	—	1,52,988	1,10,327	71,256	52,603	1,02,389
Germany	—	—	—	—	—	18,084	1,306	195	375	475
United States of America— Yd Atlantic Coast	—	—	—	—	—	50	16,347	65	770	..
Other Foreign Countries	—	—	—	—	—	3,640	3,746	2,754	4,318	12,026
TOTAL FOREIGN COUNTRIES	—	—	—	—	—	21,724	21,099	3,014	5,463	12,501
Share of Bengal	—	—	—	—	—	98,365	76,388	2,465	2,957	19,543
" Bombay	—	—	—	—	—	53,343	27,703	47,769	10,732	57,918
" Sind	—	—	—	—	—	1,707	1,935	1,344	1,759	5,855
" Madras	—	—	—	—	—	16,041	29,349	12,948	20,724	27,323
" Burma	—	—	—	—	—	6,369	4,336	9,764	21,339	4,641
TOTAL	—	—	—	—	—	1,74,712	1,32,610	74,270	58,071	1,14,890

GENERAL EXPORTS

(756)

FOREIGN MERCHANDISE

No. 12—continued

ARTICLES, AND COUNTRIES OF FINAL DESTINATION; ALSO SHARE OF EACH PROVINCE	QUANTITY					VALUE				
	1930-31	1931-32	1932-33	1933-34	1934-35	1930-31	1931-32	1932-33	1933-34	1934-35
Instruments, Apparatus, and Appliances, and parts thereof—continued										
Musical (III. D)—continued										
Other sorts—										
United Kingdom (including Channel Islands)	—	—	—	—	—	31,011	51,243	29,778	20,754	47,
Ceylon (excluding Maldives)	—	—	—	—	—	21,225	4,909	3,552	14,969	9,
Anglo-Egyptian Sudan	—	—	—	—	—	8,
Union of South Africa	—	—	—	—	—	7,554	5,250	7,787	5,300	4,
Other British Possessions	—	—	—	—	—	4,029	7,495	4,792	3,407	3,
TOTAL BRITISH EMPIRE	—	—	—	—	—	54,829	69,907	43,909	42,424	73,
TOTAL FOREIGN COUNTRIES	—	—	—	—	—	10,484	9,659	13,095	5,636	3,
Share of Bengal	—	—	—	—	—	18,162	37,769	11,544	12,616	24,
" Bombay	—	—	—	—	—	19,229	37,133	37,013	19,333	44,
" Sind	—	—	—	—	—	2,977	1,756	1,991	826	19,
" Madras	—	—	—	—	—	3,989	3,792	4,547	13,396	13,
" Burma	—	—	—	—	—	29,469	1,892	994	2,995	6,
TOTAL	—	—	—	—	—	65,212	79,056	56,004	49,130	77,
Optical (III. D)—										
United Kingdom (including Channel Islands)	—	—	—	—	—	3,697	1,022	3,286	812	16,
Ceylon (excluding Maldives)	—	—	—	—	—	1,
Other British Possessions	—	—	—	—	—	600	72	212	1,260	1,
TOTAL BRITISH EMPIRE	—	—	—	—	—	9,297	1,156	3,204	3,072	17,
Germany	—	—	—	—	—	490	5,622	3,617	..	1,
Other Foreign Countries	—	—	—	—	—	782	972	575	3,622	1,
TOTAL FOREIGN COUNTRIES	—	—	—	—	—	1,282	6,598	4,192	3,622	6,
Share of Bengal	—	—	—	—	—	7,731	5,422	3,922	..	2,
" Bombay	—	—	—	—	—	3,320	3,915	4,137	6,944	7,
" Sind	—	—	—	—	—	50	50	16,
" Madras	—	—	—	—	—	472	300	1,424	780	16,
" Burma	—	—	—	—	—	109
TOTAL	—	—	—	—	—	10,679	7,752	7,596	5,004	22,
Photographic (III. D)—										
United Kingdom (including Channel Islands)	—	—	—	—	—	81,620	43,058	43,048	53,687	60,
Ceylon (excluding Maldives)	—	—	—	—	—	20,111	96,498	1,61,322	1,47,169	1,20,
Straits Settlements	—	—	—	—	—	1,29,080	56,685	1,04,545	80,784	1,00,
Hongkong	—	—	—	—	—	..	12,512	4,058	10,901	..
Zanzibar and Pemba	—	—	—	—	—	7,010	6,000	13,768	27,702	..
Kenya Colony	—	—	—	—	—	6,808	8,476	8,075	7,145	..
Mauritius and Dependencies	—	—	—	—	—	7,110
Other British Possessions	—	—	—	—	—	1,714	2,220	896	817	..
TOTAL BRITISH EMPIRE	—	—	—	—	—	2,03,184	2,27,215	2,44,607	2,23,175	3,70,

No. 12—continued

ARTICLES, AND COUNTRIES OF FINAL DESTINATION; ALSO SHARE OF EACH PROVINCE	QUANTITY					VALUE				
	1930-31	1931-32	1932-33	1933-34	1934-35	1930-31	1931-32	1932-33	1933-34	1934-35
Instruments, Apparatus, and Appliances, and parts thereof—continued						R	R	R	R	R
<i>Photographic (III.D)— contd.</i>										
Germany	—	—	—	—	—	30,803	22,086	14,866	82,154	13,350
France	—	—	—	—	—	5,845	21,400	7,346	6,535	1,500
Iran	—	—	—	—	—	7,727	50	470	308	285
Portuguese East Africa	—	—	—	—	—	6,788	270	..
United States of America—										
<i>Vid Atlantic Coast</i>	—	—	—	—	—	30,337	1,08,337	53,360	88,481	75,310
" Pacific "	—	—	—	—	—	18,367	37,250	2,496	133	..
Other Foreign Countries	—	—	—	—	—	11,441	9,265	5,945	7,962	14,763
TOTAL FOREIGN COUNTRIES	—	—	—	—	—	1,54,520	1,80,282	91,220	1,30,843	1,05,208
<i>Share of Bengal</i>	—	—	—	—	—	23,776	21,344	33,667	65,673	1,31,634
" Bombay	—	—	—	—	—	1,04,594	2,48,623	1,62,745	1,30,316	1,96,030
" Sind	—	—	—	—	—	26,695	12,227	4,275	14,244	4,341
" Madras	—	—	—	—	—	55,297	62,336	1,67,001	1,47,308	1,19,051
" Burma	—	—	—	—	—	1,48,692	71,467	77,939	50,979	32,082
TOTAL	—	—	—	—	—	8,57,654	4,16,497	4,35,827	4,59,018	4,83,128
<i>Other kinds (III. I)—</i>										
United Kingdom (including Channel Islands)	—	—	—	—	—	1,34,501	1,68,416	77,954	1,15,413	74,349
Malta and Gozo	—	—	—	—	—	..	4,000	4,459	..	10,180
Ceylon (excluding Maldives)	—	—	—	—	—	17,616	11,620	34,422	11,377	29,069
Straits Settlements	—	—	—	—	—	2,699	4,818	17,137	7,195	6,940
Commonwealth of Australia	—	—	—	—	—	1,300	13,989	4,234	..	570
Other British Possessions	—	—	—	—	—	3,440	6,909	4,593	7,462	4,154
TOTAL BRITISH EMPIRE	—	—	—	—	—	1,65,056	2,09,752	1,42,849	1,41,447	1,25,762
Sweden	—	—	—	—	—	1,690	350	7,310	10,300	4,400
Denmark	—	—	—	—	—	12,000	200	200
Germany	—	—	—	—	—	14,432	31,738	37,305	11,638	19,838
Netherlands	—	—	—	—	—	15,192	1,735	..	1,300	1,023
Belgium	—	—	—	—	—	2,531	4,435	5,199	1,010	1,000
Italy (including Trieste)	—	—	—	—	—	11,552	2,425	930	1,320	4,729
Iraq	—	—	—	—	—	6,342	462	871	7,348	1,718
Iran	—	—	—	—	—	14,518	649	3,356	2,401	1,294
Java	—	—	—	—	—	10,000
United States of America—										
<i>Vid Atlantic Coast</i>	—	—	—	—	—	24,976	77,950	63,528	34,131	48,734
" Pacific "	—	—	—	—	—	..	125
Other Foreign Countries	—	—	—	—	—	4,321	3,656	7,407	2,305	3,323
TOTAL FOREIGN COUNTRIES	—	—	—	—	—	1,08,054	1,29,575	1,37,706	73,353	91,799
<i>Share of Bengal</i>	—	—	—	—	—	1,10,357	2,11,330	36,437	1,12,667	79,785
" Bombay	—	—	—	—	—	1,16,459	73,061	59,347	68,538	1,04,025
" Sind	—	—	—	—	—	6,978	5,015	40,246	12,239	6,044
" Madras	—	—	—	—	—	10,317	13,187	32,388	7,649	17,701
" Burma	—	—	—	—	—	27,999	23,134	31,337	13,639	17,066
TOTAL	—	—	—	—	—	2,78,110	3,33,327	2,30,555	2,14,800	2,17,561

GENERAL EXPORTS

(758)

FOREIGN MERCHANDISE

No. 12—continued

ARTICLES, AND COUNTRIES OF FINAL DESTINATION; ALSO SHARE OF EACH PROVINCE	QUANTITY					VALUE				
	1930-31	1931-32	1932-33	1933-34	1934-35	1930-31	1931-32	1932-33	1933-34	1934-35
Instruments, Apparatus, and Appliances, and parts thereof—concluded						R	R	R	R	R
Total value of Instruments, Apparatus, and Appliances, and parts thereof—										
United Kingdom (including Channel Islands)	—	—	—	—	—	4,68,458	4,62,628	8,84,764	8,15,647	8,76,148
Malta and Gozo	—	—	—	—	—	..	4,000	4,459	..	10,148
Aden and Dependencies	—	—	—	—	—	2,041	2,640	2,280	2,289	5,111
Bahrain Islands	—	—	—	—	—	26,551	7,741	7,008	7,186	12,888
Ceylon (excluding Maldives)	—	—	—	—	—	1,09,458	1,40,575	2,24,324	2,02,726	2,36,944
Straits Settlements	—	—	—	—	—	1,38,908	86,948	1,81,297	98,744	1,01,068
Hongkong	—	—	—	—	—	447	20,094	8,865	17,099	6,641
Union of South Africa	—	—	—	—	—	11,025	6,400	10,585	8,920	23,231
Zanzibar and Pemba	—	—	—	—	—	7,655	9,581	21,000	28,991	21,111
Kenya Colony	—	—	—	—	—	11,624	21,694	31,951	18,980	8,041
Anglo-Egyptian Sudan	—	—	—	—	—	290	8,711
Mauritius and Dependencies	—	—	—	—	—	8,460	72	2,295	600	3,754
Commonwealth of Australia	—	—	—	—	—	2,500	14,859	6,109	22	11,428
Other British Possessions	—	—	—	—	—	5,465	12,533	6,886	2,600	9,240
TOTAL BRITISH EMPIRE	—	—	—	—	—	7,98,583	7,90,395	8,41,918	6,96,006	9,02,864
Sweden	—	—	—	—	—	2,872	450	11,685	12,200	4,408
Denmark	—	—	—	—	—	12,000	500	145	200	228
Germany	—	—	—	—	—	1,08,599	68,700	68,486	70,216	64,228
Netherlands	—	—	—	—	—	39,918	24,444	1,370	7,308	29,668
Belgium	—	—	—	—	—	16,231	6,870	6,086	20,082	6,041
France	—	—	—	—	—	15,261	27,261	11,241	8,240	4,721
Switzerland	—	—	—	—	—	209	7,005	150	100	291
Italy (including Fiume)	—	—	—	—	—	22,285	6,115	2,816	27,435	46,721
Czechoslovakia	—	—	—	—	—	5,865	1,690	..	1,200	1,791
Morocco Territory and Trochal Oman	—	—	—	—	—	2,108	7,703	4,279	1,545	8,971
Other Native States in Arabia	—	—	—	—	—	1,350	2,027	2,089	920	5,941
Iraq	—	—	—	—	—	26,429	14,295	6,559	22,962	12,651
Iran	—	—	—	—	—	26,823	8,923	10,968	9,626	10,177
Jawa	—	—	—	—	—	2,537	2,500	14,174	300	2,941
Siam	—	—	—	—	—	820	680	60	920	6,800
French Indo-China	—	—	—	—	—	850	1,000	9,817
Japan	—	—	—	—	—	2,927	4,000	2,955	6,662	12,203
Portuguese East Africa	—	—	—	—	—	2,807	5,186	11,260	1,675	1,586
United States of America— Pacific Coast	—	—	—	—	—	1,47,221	2,27,675	1,51,285	1,45,852	1,68,841
.. Pacific	—	—	—	—	—	24,417	27,375	2,298	223	271
Other Foreign Countries	—	—	—	—	—	7,744	2,738	5,670	9,642	7,471
TOTAL FOREIGN COUNTRIES	—	—	—	—	—	4,76,909	5,48,484	2,24,986	2,57,766	2,87,631
Share of Bengal	—	—	—	—	—	4,08,073	4,22,478	2,21,995	2,06,427	4,24,221
.. Bombay	—	—	—	—	—	5,02,699	5,22,920	4,15,017	3,96,969	5,66,591
.. Sind	—	—	—	—	—	47,303	26,758	65,663	42,192	20,661
.. Madras	—	—	—	—	—	92,299	1,16,789	2,27,144	2,09,797	2,03,291
.. Burma	—	—	—	—	—	2,18,122	1,65,274	1,27,085	1,09,468	66,241
TOTAL*	—	—	—	—	—	12,99,492	12,88,879	11,66,904	10,62,771	12,90,671
Ivory—										
Unmanufactured (II. B)	Lbs.	Lbs.	Lbs.	Lbs.	Lbs.					
United Kingdom (including Channel Islands)	1,051	78	8,951	2,362	2,843	6,085	358	17,756	8,314	15,164
Hongkong	2,808	4,708	5,231	6,205	5,884	12,700	22,290	31,440	21,583	24,711
Other British Possessions	472	..	91	2,450	..	554
TOTAL BRITISH EMPIRE	4,859	4,786	9,654	7,567	9,818	18,785	22,648	51,645	30,897	40,425
Japan	2,872	392	258	..	158	17,165	2,000	1,185	..	40
Other Foreign Countries	56	800
TOTAL FOREIGN COUNTRIES	2,872	392	809	..	158	17,165	2,000	1,485	..	40
Share of Bombay	7,721	5,178	9,983	7,567	9,971	26,950	20,643	63,080	20,297	40,221

No. 12—continued

ARTICLES, AND COUNTRIES OF FINAL DESTINATION; ALSO, SHARE OF EACH PROVINCE	QUANTITY					VALUE				
	1930-31	1931-32	1932-33	1933-34	1934-35	1930-31	1931-32	1932-33	1933-34	1934-35
						₹	₹	₹	₹	₹
Ivory—continued										
Manufactured (III. U)—										
TOTAL BRITISH EMPIRE	—	—	—	—	—	161	825	220	5,000	278
United States of America—										
Via Atlantic Coast . . .	—	—	—	—	—	38,512	4,395
Other Foreign Countries . . .	—	—	—	—	—	780	1,004	..	85	..
TOTAL FOREIGN COUNTRIES	—	—	—	—	—	34,832	1,004	..	85	4,395
Share of Bengal . . .	—	—	—	—	—	33,512	1,004	4,373
.. Bombay . . .	—	—	—	—	—	791	536	220	5,035	..
.. Madras . . .	—	—	—	—	—	100
.. Burma . . .	—	—	—	—	—	20
TOTAL	—	—	—	—	—	34,423	1,829	220	5,085	4,373
Total value of Ivory	—	—	—	—	—	70,378	32,477	58,800	85,482	45,500
Jewellery (excluding imitation Jewellery and precious stones and pearls, unset), also Plate of Gold and Silver—										
Jewellery (III. U)—										
United Kingdom (including Channel Islands) . . .	—	—	—	—	—	45,085	40,814	2,086	10,222	15,801
Other British Possessions . . .	—	—	—	—	—	7,981	3,885	3,500	..	1,164
TOTAL BRITISH EMPIRE	—	—	—	—	—	53,016	44,199	6,486	10,222	16,465
United States of America—										
Via Atlantic Coast . . .	—	—	—	—	—	16,990	..	286
Other Foreign Countries . . .	—	—	—	—	—	4,252	2,180	..	6,595	2,000
TOTAL FOREIGN COUNTRIES	—	—	—	—	—	21,242	2,180	286	6,595	2,000
Share of Bengal . . .	—	—	—	—	—	36,375	31,934	3,780	1,370	851
.. Bombay . . .	—	—	—	—	—	13,771	6,770	2,136	7,400	12,923
.. Sind . . .	—	—	—	—	—	3,600	6,395	2,000
.. Madras . . .	—	—	—	—	—	612	2,745	800	887	1,606
.. Burma . . .	—	—	—	—	—	..	4,880	..	885	75
TOTAL	—	—	—	—	—	74,258	46,379	6,722	16,817	18,465
Plate of Gold and Silver (III. U)—										
United Kingdom (including Channel Islands) . . .	—	—	—	—	—	2,89,064	2,81,927	1,74,930	1,24,756	1,42,412
Ceylon (excluding Maldives)	—	—	—	—	—	315	5,884	3,000	1,080	1,550
Other British Possessions . . .	—	—	—	—	—	8,811	9,180	8,148	5,599	4,640
TOTAL BRITISH EMPIRE	—	—	—	—	—	2,48,190	2,46,491	1,86,078	1,32,015	1,48,602

GENERAL EXPORTS

FOREIGN MERCHANDISE

(760)

No. 12—continued

ARTICLES, AND COUNTRIES OF FINAL DESTINATION; ALSO SHARE OF EACH PROVINCE	QUANTITY					VALUE				
	1930-31	1931-32	1932-33	1933-34	1934-35	1930-31	1931-32	1932-33	1933-34	1934-35
Jewellery (excluding imitation Jewellery and precious stones and pearls, unset), also Plate of Gold and Silver—continued						R	R	R	R	R
<i>Plate of Gold and Silver (III. U)—continued</i>										
Germany	—	—	—	—	—	5,000	..
France	—	—	—	—	—	4,150	17,453
Mascat Territory and Trucial Oman	—	—	—	—	—	8,000	..
United States of America—										
Via Atlantic Coast	—	—	—	—	—	918	8,100	820	148	..
" Pacific "	—	—	—	—	—	150
Other Foreign Countries	—	—	—	—	—	5,315	3,708	8,456	1,075	..
TOTAL FOREIGN COUNTRIES	—	—	—	—	—	10,533	29,348	9,276	14,223	10,1
<i>Share of Bengal</i>	—	—	—	—	—	33,259	30,350	10,817	16,955	13,1
" Bombay	—	—	—	—	—	1,81,861	1,33,921	1,13,837	97,310	1,17,1
" Sind	—	—	—	—	—	20,448	9,967	17,334	22,370	9,1
" Madras	—	—	—	—	—	16,235	23,926	29,664	1,669	4,4
" Burma	—	—	—	—	—	81,923	29,576	33,412	7,443	11,1
TOTAL	—	—	—	—	—	2,52,728	2,75,829	1,06,354	1,46,238	1,34,1
<i>Total value of Jewellery, also Plate of Gold and Silver</i>	—	—	—	—	—	2,32,981	2,23,218	2,02,076	1,63,055	1,77,1
Leather—										
<i>Hides, tanned or dressed (III. I)—</i>	Tons	Tons	Tons	Tons	Tons					
TOTAL BRITISH EMPIRE	715	3,500	80
<i>Share of Bengal</i>	80
" Bombay	715	3,500
TOTAL	715	3,500	80
<i>Skins, tanned or dressed (III. I)—</i>	Tons	Tons	Tons	Tons	Tons					
United Kingdom (including Channel Islands)	25	1	2	3,87,647	3,650	..	4,000	..
Other British Possessions	700
TOTAL BRITISH EMPIRE	25	1	2	3,87,647	3,650	700	4,000	1
Germany	1	44,000	4,240	..	700	..
France	11,400
United States of America—										
Via Atlantic Coast	3	1,25,792	290	..	2,400	..
Other Foreign Countries	4,000	800	2,570	3,280	1
TOTAL FOREIGN COUNTRIES	4	1,85,192	5,330	2,570	6,470	1
<i>Share of Bengal</i>	6,240
" Bombay	1	5,650	3,270	10,470	..
" Sind	99	2	5,72,339	3,390
TOTAL	29	1	2	5,72,339	13,960	3,270	10,470	1

No. 12—continued

ARTICLES, AND COUNTRIES OF FINAL DESTINATION; ALSO SHARE OF EACH PROVINCE	QUANTITY					VALUE				
	1930-31	1931-32	1932-33	1933-34	1934-35	1930-31	1931-32	1932-33	1933-34	1934-35
						B	R	B	R	B
Leather—continued										
<i>Skins, tanned or dressed (III. 1)—contd.</i>										
<i>Unwrought (III. 1)—</i>	<i>Cwts.</i>	<i>Cwts.</i>	<i>Cwts.</i>	<i>Cwts.</i>	<i>Cwts.</i>					
Kenya Colony	40	36	38	51	15	4,850	5,245	3,630	4,850	1,800
Other British Possessions	26	17	23	22	6	4,957	4,196	3,427	1,694	1,150
TOTAL BRITISH EMPIRE	66	53	61	73	21	9,807	9,441	7,057	6,544	2,950
Iran	11	7	19	..	1	7,917	4,055	4,101	..	360
Other Foreign Countries	12	27	23	159	11	3,101	4,020	1,879	10,242	3,036
TOTAL FOREIGN COUNTRIES	23	34	42	159	12	11,018	8,075	6,980	10,242	3,396
<i>Share of Bengal</i>	<i>20</i>	<i>8</i>	<i>10</i>	<i>73</i>	<i>5</i>	<i>3,997</i>	<i>3,903</i>	<i>502</i>	<i>5,152</i>	<i>800</i>
.. Bombay	69	78	82	141	26	16,323	13,220	10,635	10,076	4,310
.. Sind	1	11	13	3	..	394	1,900	1,559	700
TOTAL	69	87	103	232	38	20,325	17,516	13,037	16,736	5,810
Manufactures (excluding Hoots and Shoes) (III. 1)—										
United Kingdom (including Channel Islands)	—	—	—	—	—	45,719	39,031	19,825	36,853	35,889
Ceylon (excluding Maldives)	—	—	—	—	—	5,886	6,263	2,080	3,468	3,612
Hongkong	—	—	—	—	—	..	7,050	..	3,780	..
Kenya Colony	—	—	—	—	—	5,922	10,781	2,960	..	5,258
Other British Possessions	—	—	—	—	—	2,835	2,013	3,376	2,177	3,701
TOTAL BRITISH EMPIRE	—	—	—	—	—	60,362	65,236	27,241	40,278	48,460
Germany	—	—	—	—	—	9,496	10,768	167	..	2,610
Belgium	—	—	—	—	—	2,939	10,648	600
China (exclusive of Hongkong and Macao)	—	—	—	—	—	5,555	..	500
United States of America—										
Via Atlantic Coast	—	—	—	—	—	7,132	16,621	4,000	2,038	..
" Pacific "	—	—	—	—	—	10	13,434
Other Foreign Countries	—	—	—	—	—	5,207	1,878	3,290	1,520	3,983
TOTAL FOREIGN COUNTRIES	—	—	—	—	—	24,784	38,915	13,012	3,558	11,130
<i>Share of Bengal</i>	<i>—</i>	<i>—</i>	<i>—</i>	<i>—</i>	<i>—</i>	<i>5,440</i>	<i>30,896</i>	<i>1,699</i>	<i>4,458</i>	<i>326</i>
.. Bombay	—	—	—	—	—	74,317	80,974	34,169	44,028	57,463
.. Sind	—	—	—	—	—	3,121	480	300	928	600
.. Madras	—	—	—	—	—	373	1,454	2,617
.. Burma	—	—	—	—	—	1,990	545	1,468	412	477
TOTAL	—	—	—	—	—	85,146	1,04,151	40,258	49,836	59,670
Total value of Leather	—	—	—	—	—	6,79,025	1,39,147	56,640	77,092	69,052
Liquors—										
<i>Ale, Beer, and Porter (I. D)—</i>										
United Kingdom (including Channel Islands)	1,740	782	5,463	3,678	3,219	5,340	3,172	16,608	9,425	8,853
Other British Possessions	714	1,049	340	343	469	1,451	2,647	1,198	1,163	2,085
TOTAL BRITISH EMPIRE	2,454	1,780	5,803	4,221	3,688	6,791	5,819	17,806	10,588	10,938

GENERAL EXPORTS

(762)

FOREIGN MERCHANDISE

No. 12—continued

ARTICLES, AND COUNTRIES OF FINAL DESTINATION; ALSO SHARE OF EACH PROVINCE	QUANTITY					VALUE				
	1930-31	1931-32	1932-33	1933-34	1934-35	1930-31	1931-32	1932-33	1933-34	1934-35
Liquors—continued										
<i>Alc., Beer, and Porter (I. D.)—continued</i>	Gals.	Gals.	Gals.	Gals.	Gals.	£	£	£	£	£
Germany	2,038	54	537	271	10	8,366	208	1,779	895	
France	425	8,698
Hanjam Islands	1,084	..	26	64	..	5,400	..	124	264	..
Other Foreign Countries	1,946	1,302	1,372	966	312	5,172	5,946	4,798	3,072	1,48
TOTAL FOREIGN COUNTRIES	5,006	2,281	1,935	1,301	322	18,938	14,847	6,696	3,921	1,48
<i>Share of Bengal</i>	374	547	321	18	194	1,513	3,071	1,045	80	1,111
.. Bombay	4,602	1,888	4,535	2,356	421	12,808	5,233	16,163	6,543	1,731
.. Sind	1,451	1,355	2,959	3,156	2,949	5,264	4,633	8,211	7,844	2,438
.. Madras	23	249	2	3	296	25	663	10	20	311
.. Burma	1,694	24	21	5	20	6,452	68	72	37	21
TOTAL	7,460	4,061	7,738	5,522	4,010	25,929	19,666	24,500	14,519	12,471
<i>Cider and other fermented liquors (I. D.)—</i>	Gals.	Gals.	Gals.	Gals.	Gals.					
TOTAL BRITISH EMPIRE	48	2	28	5	16	517	20	190	42	106
TOTAL FOREIGN COUNTRIES	14	16	20	6	14	118	371	142	40	71
<i>Share of Bengal</i>	32	16	443	371
.. Bombay	2	33	1	23	..	20	252	6	161
.. Sind	14	..	19	19	2	112	..	30	76	11
.. Burma	16	63
TOTAL	62	18	48	11	30	630	391	332	62	177
<i>Spirits— brandy (I. D.)—</i>	Gals.	Gals.	Gals.	Gals.	Gals.					
United Kingdom (including Channel Islands)	98	654	8	61	8	1,780	10,575	790	1,770
Ceylon (excluding Maldives).	2	301	..	196	302	74	9,042	..	6,081	9,912
Straits Settlements	251	145	1,172	290	..	7,152	2,499	22,274	6,800	..
Other British Possessions	11	17	6	20	17	216	293	144	594	300
TOTAL BRITISH EMPIRE	264	561	1,832	514	380	7,450	14,619	33,098	13,715	11,982
France	607	5,409
Maskat Territory and Trucial Oman	180	228	186	226	203	2,272	3,329	2,466	7,687	9,190
China (exclusive of Hongkong and Macao)	610	12,018
Japan	462	8,615	..
Other Foreign Countries	285	40	361	26	92	1,074	1,099	2,005	1,533	2,802
TOTAL FOREIGN COUNTRIES	465	935	1,157	714	295	3,346	9,327	17,484	17,790	11,992
<i>Share of Bengal</i>	618	661	2,706	776	63	7,453	12,624	44,607	15,948	809
.. Bombay	18	69	39	235	395	493	2,297	1,529	8,307	12,044
.. Sind	195	226	189	218	217	2,746	9,426	2,898	7,660	10,030
.. Burma	65	5	..	1,843
TOTAL	829	1,496	2,989	1,228	675	10,796	24,456	50,577	31,505	23,974
<i>Whisky (I. D.)—</i>	Gals.	Gals.	Gals.	Gals.	Gals.					
United Kingdom (including Channel Islands)	671	187	301	97	585	17,401	3,248	11,867	3,211	10,965
Straits Settlements	267	2,483	2,497	1,251	300	5,642	77,276	42,231	20,265	7,069
Kenya Colony	167	379	96	90	..	1,971	7,108	1,435	1,487	..
Other British Possessions	28	61	10	4	22	640	1,370	264	100	760
TOTAL BRITISH EMPIRE	1,133	4,060	2,904	1,442	907	25,654	82,997	55,797	25,163	18,794

No. 12—continued

ARTICLES, AND COUNTRIES OF FINAL DESTINATION; ALSO SHARE OF EACH PROVINCE	QUANTITY					VALUE				
	1930-31	1931-32	1932-33	1933-34	1934-35	1930-31	1931-32	1932-33	1933-34	1934-35
						₹	₹	₹	₹	₹
Liquors—continued										
<i>Spirits—continued</i>										
Whisky (L. D.)—continued	Gals.	Gals.	Gals.	Gals.	Gals.					
France	284	7,000
Iran	106	..	158	168	155	3,079	..	2,861	4,841	6,382
China (exclusive of Hongkong and Macao)	278	2,938	1,592	42,638
Japan	633	180	13,488	2,486
French Somaliland	2	284	80	7,000
Other Foreign Countries	711	380	626	354	90	5,813	7,646	5,965	7,844	3,920
TOTAL FOREIGN COUNTRIES	819	1,285	3,717	1,155	425	9,972	23,236	51,464	26,173	12,788
<i>Share of Bengal</i>	<i>808</i>	<i>4,476</i>	<i>5,768</i>	<i>1,938</i>	<i>1,059</i>	<i>9,459</i>	<i>95,376</i>	<i>85,683</i>	<i>34,918</i>	<i>30,360</i>
.. Bombay	453	367	367	341	59	6,334	6,204	10,097	6,310	1,313
.. Sind	424	406	384	306	214	9,321	3,806	6,798	9,034	10,009
.. Madras	125	4,068
.. Burma	148	45	109	72	..	4,443	1,850	4,633	574	..
TOTAL	1,952	5,295	6,621	2,597	1,332	34,695	1,12,236	1,07,261	51,336	31,682
Other Sorts (L. D.)—										
United Kingdom (including Channel Islands)	Gals.	Gals.	Gals.	Gals.	Gals.					
Ceylon (excluding Maldives)	3,231	15,335	16,630	1,991	6,949	4,901	14,439	14,135	3,179	5,432
Other British Possessions	445	836	963	1,333	1,153	1,893	2,764	2,980	3,985	3,512
TOTAL BRITISH EMPIRE	3,914	16,793	18,245	7,031	3,335	9,308	17,958	25,456	11,177	11,977
United States of America— Via Atlantic Coast	7,466	3,463	5,959	2,447
Other Foreign Countries	1,780	698	642	12,058	1,551	5,851	10,162	4,269	3,230	6,021
TOTAL FOREIGN COUNTRIES	1,780	698	642	19,524	5,014	5,851	10,162	4,269	14,189	11,068
<i>Share of Bengal</i>	<i>3,686</i>	<i>16,129</i>	<i>17,078</i>	<i>26,388</i>	<i>12,023</i>	<i>5,910</i>	<i>37,451</i>	<i>18,035</i>	<i>15,476</i>	<i>9,478</i>
.. Bombay	1,607	1,195	646	304	1,072	7,295	6,001	7,636	7,285	9,035
.. Sind	136	133	225	263	304	1,641	1,527	1,673	2,096	4,482
.. Madras	307	..	324	566	..	1,733
.. Burma	3	32	14	217	3,141	593
TOTAL	5,694	17,489	18,337	26,555	13,399	15,659	28,120	29,725	25,366	23,045
Total Spirit—										
United Kingdom (including Channel Islands)	Gals.	Gals.	Gals.	Gals.	Gals.					
Ceylon (excluding Maldives)	3,305	16,196	16,633	2,191	7,261	5,303	24,321	14,207	9,310	15,344
Straits Settlements	613	3,629	3,669	1,561	300	12,794	30,793	64,605	26,626	7,060
Kenya Colony	255	476	131	180	1	2,470	7,907	2,019	2,466	24
Other British Possessions	334	756	946	1,793	1,191	1,926	2,275	2,732	3,539	4,543
TOTAL BRITISH EMPIRE	5,411	21,414	22,931	3,937	9,672	42,921	1,21,574	1,14,346	50,056	42,753
France	975	..	94	556	88	16,210	..	1,645	417
Maskat Territory and Trucial Oman	508	339	550	513	471	5,496	6,728	7,372	13,531	13,924
Iran	193	142	206	214	246	4,361	1,683	3,608	5,932	9,939
China (exclusive of Hongkong and Macao)	1	278	3,543	32	1,592	55,651
Japan	1,095	180	22,103	2,486
French Somaliland	2	284	80	7,000
United States of America— Via Atlantic Coast	40	7	7,513	3,463	..	1,192	303	6,749	2,447
.. Pacific	1	24
Other Foreign Countries	2,360	303	1,210	11,964	317	7,612	8,843	6,233	3,192	6,611
TOTAL FOREIGN COUNTRIES	3,004	2,866	5,516	21,393	5,784	13,169	43,237	73,217	53,152	35,489

GENERAL EXPORTS

FOREIGN MERCHANDISE

(764)

No. 12—continued

ARTICLES, AND COUNTRIES OF FINAL DESTINATION; ALSO SHARE OF EACH PROVINCE	QUANTITY					VALUE				
	1930-31	1931-32	1932-33	1933-34	1934-35	1930-31	1931-32	1932-33	1933-34	1934-35
Liquors—continued										
<i>Spirits—concluded</i>										
<i>Total Spirits—contd.</i>	Gals.	Gals.	Gals.	Gals.	Gals.	Rs.	Rs.	Rs.	Rs.	Rs.
Share of Bengal	5,170	21,106	20,153	22,101	19,145	22,221	1,25,422	1,43,323	65,441	30,74
“ Bombay	2,078	1,431	1,652	1,420	1,226	14,543	14,002	10,253	22,202	22,34
“ Sind	205	1,425	708	737	735	14,212	19,767	11,060	19,290	21,22
“ Madras	332	..	224	4,734	..	1,723
“ Burma	150	78	171	19	..	4,623	4,227	7,124	874	..
TOTAL	8,476	24,280	22,497	25,280	18,406	61,000	1,64,311	1,27,502	1,08,207	70,001
Wines—										
Champagne and other sparkling wines (L. D.)—	Gals.	Gals.	Gals.	Gals.	Gals.					
Ceylon (including Maldives)	28	478	..	20	4	462	8,220	..	508	140
Other British Possessions	22	113	77	12	9	500	2,127	2,123	416	231
TOTAL BRITISH EMPIRE	49	591	77	32	13	1,052	10,347	2,123	924	471
TOTAL FOREIGN COUNTRIES	51	82	29	10	26	1,254	2,332	857	430	2,006
Share of Bengal	22	617	439	11,223
“ Bombay	29	22	24	22	12	1,244	1,025	2,719	222	413
“ Sind	79	22	12	4	26	442	200	221	123	2,019
“ Madras	2	15	..	29	214	..
TOTAL	100	672	108	51	49	2,306	12,128	4,040	1,422	2,477
Port and other still red wines (L. D.)—	Gals.	Gals.	Gals.	Gals.	Gals.					
TOTAL BRITISH EMPIRE	70	82	64	21	22	2,644	1,522	1,223	496	509
TOTAL FOREIGN COUNTRIES	62	101	27	19	21	709	2,122	1,015	265	71
Share of Bengal	12	20	224	242
“ Bombay	27	27	20	27	21	2,631	2,022	1,622	202	22
“ Sind	22	22	41	12	12	422	1,211	620	222	271
TOTAL	122	122	121	40	22	3,442	3,712	2,242	261	1,221
Sherry and other still white wines (L. D.)—	Gals.	Gals.	Gals.	Gals.	Gals.					
TOTAL BRITISH EMPIRE	90	121	65	106	122	1,727	2,027	1,222	2,214	2,72
TOTAL FOREIGN COUNTRIES	25	21	21	22	24	742	1,704	227	1,127	1,40
Share of Bengal	22	1,02
“ Bombay	22	122	20	112	102	1,012	2,222	1,422	2,421	1,22
“ Sind	27	27	22	27	27	217	202	272	271	1,77
“ Madras	10	..	2	200
TOTAL	122	222	116	122	122	2,222	4,721	2,222	2,441	4,12
Other sorts, including Vermont and Ginger wine (L. D.)—	Gals.	Gals.	Gals.	Gals.	Gals.					
United Kingdom (including Channel Islands)	74	207	20	2	..	7,741	2,272	1,222	22	..
Other British Possessions	16	20	2	22	212	144	242	74	247	2,70
TOTAL BRITISH EMPIRE	90	227	22	27	212	7,885	4,712	1,422	22	2,70
TOTAL FOREIGN COUNTRIES	75	227	116	122	142	702	2,420	1,027	2,222	2,22

No. 12—continued

ARTICLES, AND COUNTRIES OF FINAL DESTINATION; ALSO SHARE OF EACH PROVINCE	QUANTITY					VALUE				
	1930-31	1931-32	1932-33	1933-34	1934-35	1930-31	1931-32	1932-33	1933-34	1934-35
Liquors—concluded						R	R	R	R	R
Wines—concluded										
Other sorts (including Vermouth and Ginger wines) (L. D)— continued.	Gals.	Gals.	Gals.	Gals.	Gals.					
Share of Bengal	40	334	7	26	223	322	5,356	167	666	2,061
“ Bombay	46	40	117	84	46	7,616	339	1,499	1,202	626
“ Sind	76	126	26	26	26	601	1,463	244	1,212	1,695
“ Madras	4	..	4	50	..	86	..
“ Burma	3	44
TOTAL	165	554	220	200	354	8,683	7,308	2,520	3,166	5,372
Total Wines—	Gals.	Gals.	Gals.	Gals.	Gals.					
United Kingdom (including Channel Islands)	80	314	229	8	54	7,396	5,982	5,556	219	1,182
Ceylon (excluding Maldives)	142	705	24	134	132	2,778	13,090	568	2,317	2,168
Other British Possessions	77	81	47	54	209	2,099	1,171	1,037	1,338	3,091
TOTAL BRITISH EMPIRE	299	1,101	310	196	395	12,273	20,243	7,161	4,874	6,441
TOTAL FOREIGN COUNTRIES	223	631	253	254	263	3,599	8,862	3,856	4,517	6,808
Share of Bengal	80	1,021	7	26	271	1,185	16,961	167	666	4,107
“ Bombay	301	355	361	261	213	12,359	7,412	3,262	5,257	3,310
“ Sind	136	252	185	144	170	2,299	4,432	2,363	2,563	5,262
“ Madras	2	4	10	19	4	20	50	200	400	70
“ Burma	3	44
TOTAL	523	1,633	563	450	658	16,967	28,905	11,017	8,891	13,249
Total Liquors—	Gals.	Gals.	Gals.	Gals.	Gals.					
United Kingdom (including Channel Islands)	2,723	1,405	7,321	7,139	4,202	34,144	13,952	53,133	17,764	25,803
Ceylon (excluding Maldives)	2,474	16,026	16,673	2,325	7,533	8,465	37,951	14,955	12,127	18,012
Straits Settlements	630	3,898	3,669	1,562	391	12,830	31,320	64,605	36,631	7,508
Kenya Colony	927	1,245	365	451	3	5,775	9,962	2,772	3,241	88
Other British Possessions	450	823	1,094	1,932	1,642	2,583	2,971	4,030	5,296	3,329
TOTAL BRITISH EMPIRE	8,213	24,297	29,122	13,409	13,771	63,797	1,46,856	1,30,501	65,059	60,245
Germany	2,128	80	1,559	11,960	17	10,403	3,036	3,059	3,391	865
France	72	1,400	17	109	578	1,057	24,912	500	1,959	1,602
Mandate Territory and Trust Oman	957	1,457	704	765	522	7,676	9,569	8,349	14,877	14,536
Iran	399	453	605	618	628	6,214	5,491	7,053	8,939	14,173
Benjam Islands	1,036	4	..	95	8	5,497	72	..	760	70
China (exclusive of Hongkong and Macao)	1	313	3,647	32	2,668	56,041
Japan	28	..	13	1,095	184	185	..	17	22,103	2,495
French Somaliland	2	234	80	7,000
United States of America— Via Atlantic Coast	114	25	7,513	3,463	..	2,990	498	6,749	2,447
“ Pacific	2	36
Other Foreign Countries	2,684	1,684	1,155	799	931	9,676	11,379	7,584	7,862	8,025
TOTAL FOREIGN COUNTRIES	3,807	5,694	7,724	22,954	6,338	40,819	67,117	83,911	66,840	44,254
Share of Bengal	5,596	22,390	26,380	23,145	13,710	26,068	1,51,364	1,49,537	66,137	36,026
“ Bombay	6,382	4,174	6,986	4,098	2,198	40,518	27,367	42,933	34,713	29,049
“ Sind	2,406	3,073	3,252	4,076	3,376	21,394	23,772	21,743	23,773	33,329
“ Madras	362	253	336	27	300	4,909	713	1,993	420	1,005
“ Burma	1,773	109	192	17	20	11,229	5,067	7,196	601	90
TOTAL	16,519	29,991	36,846	36,368	20,104	1,04,816	2,13,778	2,23,412	1,31,690	1,04,499

GENERAL EXPORTS

(766)

FOREIGN MERCHANDISE

No. 12—continued

ARTICLES, AND COUNTRIES OF FINAL DESTINATION; ALSO SHARE OF EACH PROVINCE	QUANTITY					VALUE				
	1930-31	1931-32	1932-33	1933-34	1934-35	1930-31	1931-32	1932-33	1933-34	1934-35
Machinery and millwork—						R	R	R	R	R
<i>Prime-movers (other than electrical)—</i>										
Locomotives (excluding those for railways) (III. J)—										
TOTAL BRITISH EMPIRE	—	—	—	—	—	..	1,397	250
Germany	—	—	—	—	—	1,397
Share of Bengal	—	—	—	—	—	..	1,397
" Bombay	—	—	—	—	—	250	..	1,397
TOTAL	—	—	—	—	—	..	1,397	250	..	1,397
Others (III. J)—										
United Kingdom (including Channel Islands)	—	—	—	—	—	65,494	8,033	32,780	3,654	13,700
Straits Settlements	—	—	—	—	—	6,241
Kenya Colony	—	—	—	—	—	3,445
Other British Possessions	—	—	—	—	—	1,270	2,857	5,415	530	2,300
TOTAL BRITISH EMPIRE	—	—	—	—	—	81,450	10,890	38,195	4,184	22,250
Germany	—	—	—	—	—	5,500	35
Iran	—	—	—	—	—	2,561	2,670	..	6,855	2,91
United States of America—										
Via Atlantic Coast	—	—	—	—	—	..	706	1,900	7,205	..
" Pacific "	—	—	—	—	—	500
Other Foreign Countries	—	—	—	—	—	6,543	3,323	285	1,036	9,43
TOTAL FOREIGN COUNTRIES	—	—	—	—	—	14,604	6,901	2,685	18,036	13,21
Share of Bengal	—	—	—	—	—	4,00
" Bombay	—	—	—	—	—	35,224	17,796	33,075	17,439	32,47
" Sind	—	—	—	—	—	5,300
" Madras	—	—	—	—	—	1,859	..
" Burma	—	—	—	—	—	5,070	..	2,805
TOTAL	—	—	—	—	—	96,054	17,796	40,880	19,230	36,47
Electrical machinery of all kinds (III. J)—										
United Kingdom (including Channel Islands)	—	—	—	—	—	83,006	52,675	1,47,225	46,732	29,4
Ceylon (excluding Maldives)	—	—	—	—	—	10,530	190	3,872	230	17,1
Straits Settlements	—	—	—	—	—	17,1
Other British Possessions	—	—	—	—	—	190	2,215	93	1,415	..
TOTAL BRITISH EMPIRE	—	—	—	—	—	93,816	55,070	1,51,185	48,377	63,6
Germany	—	—	—	—	—	220	4,417	5,300	3,534	9
France	—	—	—	—	—	1,00,0
Italy (including Fiume)	—	—	—	—	—	150	..	3,165	7,730	..
Iran	—	—	—	—	—	1,275	1,147	1,500	9,415	6
United States of America—										
Via Atlantic Coast	—	—	—	—	—	18,413	6,147	10,846	12,351	8,1
Other Foreign Countries	—	—	—	—	—	833	3,005	9,287	5,392	4,3
TOTAL FOREIGN COUNTRIES	—	—	—	—	—	20,396	14,716	30,098	38,422	1,14,0

No. 12—continued

ARTICLES, AND COUNTRIES OF FINAL DESTINATION; ALSO SHARE OF EACH PROVINCE	QUANTITY					VALUE				
	1980-81	1981-82	1982-83	1983-84	1984-85	1980-81	1981-82	1982-83	1983-84	1984-85
Machinery and millwork— continued										
Electrical Machinery of all Kinds (III. J)—						R	R	R	R	R
Share of Bengal	—	—	—	—	—	14,808	2,845	..	1,450	26,753
“ Bombay	—	—	—	—	—	82,341	66,624	44,013	61,032	33,700
“ Sind	—	—	—	—	—	1,400	380	1,02,260	300	1,12,884
“ Madras	—	—	—	—	—	31,383	9,107	33,767	23,888	9,370
“ Burma	—	—	—	—	—	300	1,010	1,303	569	..
TOTAL	—	—	—	—	—	1,19,712	69,786	1,81,283	66,799	1,77,716
Other sorts of Machinery—										
United Kingdom (including Channel Islands)	—	—	—	—	—	7,01,019	8,97,179	8,62,331	8,31,259	8,10,218
Alien and Dependencies	—	—	—	—	—	9,523	4,953	2,312	1,922	1,320
Bahrain Islands	—	—	—	—	—	6,806	2,298	2,132	796	1,244
Ceylon (excluding Maldives)	—	—	—	—	—	1,60,827	1,22,438	72,613	37,666	64,571
Straits Settlements	—	—	—	—	—	40,384	46,670	18,551	20,668	38,495
Union of South Africa	—	—	—	—	—	23,054	4,637	8,850	1,499	..
Kenya Colony	—	—	—	—	—	31,884	15,947	22,488	38,425	20,575
Seychelles	—	—	—	—	—	7,300	..	100
British West Indies Islands (excluding Bahamas)	—	—	—	—	—	9,232
Commonwealth of Australia	—	—	—	—	—	2,700	36,438	2,538	717	7,200
Other British Possessions	—	—	—	—	—	12,713	7,938	11,720	8,048	6,052
TOTAL BRITISH EMPIRE	—	—	—	—	—	9,98,000	11,37,633	5,15,117	4,41,000	4,49,773
Sweden	—	—	—	—	—	6,700	14,013	1,610	6,922	13,882
Norway	—	—	—	—	—	5,617
Denmark	—	—	—	—	—	4,472	3,078	14,980	2,466	2,200
Germany	—	—	—	—	—	1,81,633	47,241	60,571	39,929	72,421
Netherlands	—	—	—	—	—	14,796	5,262	487	7,137	25,235
Belgium	—	—	—	—	—	7,665	9,112	22,850	11,651	2,355
France	—	—	—	—	—	7,838	5,703	19,620	4,589	6,130
Switzerland	—	—	—	—	—	50	910	18,221	11,149	..
Italy (including Flume)	—	—	—	—	—	12,463	9,795	14,006	11,702	12,074
Turkey, European Native States in Arabia other than Maskat Territory and Trucial Oman	—	—	—	—	—	6,323
Iraq	—	—	—	—	—	150	3,665	360	100	10,210
Iran	—	—	—	—	—	12,234	7,800	19,765	9,111	11,493
Sumatra	—	—	—	—	—	17,130	17,428	2,752	3,221	58,344
Java	—	—	—	—	—	10,034	3,800	1,600	2,400	150
Siam	—	—	—	—	—	27,397	7,000	250	..	315
French Indo-China	—	—	—	—	—	13,430	8,065	430	2,100	3,400
China (exclusive of Hongkong and Macao)	—	—	—	—	—	13,300
Japan	—	—	—	—	—	3,229	1,15,640	1,678	3,156	3,466
Egypt	—	—	—	—	—	84,060	8,620	826	25,910	5,523
Portuguese East Africa	—	—	—	—	—	16,093	31,271	1,102	1,776	1,047
United States of America— Via Atlantic Coast	—	—	—	—	—	18,323	979	6,773	2,350	53,560
“ Pacific “	—	—	—	—	—	1,57,132	2,76,334	2,01,158	1,42,401	62,911
Uruguay	—	—	—	—	—	3,091	29,523	2,244	..	850
Mexico	—	—	—	—	—	23,400
Other Foreign Countries	—	—	—	—	—	6,791	..
TOTAL FOREIGN COUNTRIES	—	—	—	—	—	2,631	3,193	5,070	3,193	7,831
TOTAL	—	—	—	—	—	6,36,675	6,06,392	3,96,353	3,02,409	3,72,964
Share of Bengal	—	—	—	—	—	6,16,516	3,62,655	2,60,167	3,22,909	3,46,597
“ Bombay	—	—	—	—	—	7,73,334	4,56,760	3,73,135	2,31,649	3,67,311
“ Sind	—	—	—	—	—	40,805	1,83,424	1,13,854	23,336	30,303
“ Madras	—	—	—	—	—	94,003	1,06,039	1,32,771	86,933	60,603
“ Burma	—	—	—	—	—	33,513	55,843	36,993	46,567	1,27,320
TOTAL	—	—	—	—	—	16,24,675	17,44,525	9,11,975	7,43,409	8,22,739
Total value of Machinery	—	—	—	—	—	18,40,441	18,33,454	11,34,336	8,49,438	10,98,126

GENERAL EXPORTS

(768)

FOREIGN MERCHANDISE

No. 12—continued

ARTICLES AND COUNTRIES OF FINAL DESTINATION; ALSO SHARE OF EACH PROVINCE	QUANTITY					VALUE				
	1930-31	1931-32	1932-33	1933-34	1934-35	1930-31	1931-32	1932-33	1933-34	1934-35
Matches (III. U)—	Gross of boxes	Gross of boxes	Gross of boxes	Gross of boxes	Gross of boxes	R	R	R	R	
Ceylon (excluding Maldives)	1,000	2,150	4,275	8,644
Seychelles	2,100	2,100	2,800	1,703	4,500	5,970
Other British Possessions	267	2,475	85	2	6	780	2,950	118	2	..
TOTAL BRITISH EMPIRE	2,367	6,475	5,035	2	6	2,483	11,725	11,357	2	..
Iran	6,000	2	15,221	6
Other Foreign Countries	465	250	..	50	4	1,150	400	..	100	..
TOTAL FOREIGN COUNTRIES	7,065	252	..	50	4	17,031	406	..	100	..
Share of Bengal	6
" Bombay	2,100	4,277	5,005	52	4	1,703	7,220	11,257	102	..
" Sind	7,965	17,031
" Madras	1,900	4,275
" Burma	267	780
TOTAL	9,432	6,727	5,035	52	10	19,514	12,131	11,357	102	..
Wool and Matting (III. U)—	Sq. yards	Sq. yards	Sq. yards	Sq. yards	Sq. yards					
TOTAL BRITISH EMPIRE	12,191	16,203	10,677	7,316	20,739	6,265	4,772	5,623	2,275	2
Native States (in Arabia other than Maskat Territory and Trucial Oman)	13,920	4,025	4,460	1,268	6,508	9,725	1,539	2,616	1,140	2
Other Foreign Countries	6,520	6,309	2,450	2,987	14,732	4,664	2,781	1,594	1,427	2
TOTAL FOREIGN COUNTRIES	20,440	10,344	7,910	5,255	11,240	14,389	4,320	5,210	2,567	4
Share of Bengal	700	5,100	222	252	..	267	2,220	112	..
" Bombay	22,222	22,227	11,227	12,222	20,222	20,272	2,222	7,222	5,222	2
" Sind	100	125	100	..	11,400	22	100	24
" Madras	244	..	1,200	70	..	1,020
" Burma	10	22
TOTAL	32,840	26,712	18,667	12,171	31,979	20,654	9,002	10,849	5,442	10
Metals and Ores -										
Brass, Bronze, and similar alloys, wrought—										
Mixed or yellow metal for sheathing (III. L)—	Cwts.	Cwts.	Cwts.	Cwts.	Cwts.					
United Kingdom (including Channel Islands)	216	..	1	61	1	10,775	12	38	4,800	..
Other British Possessions	20	..	15	10	38	1,841	..	600	247	1
TOTAL BRITISH EMPIRE	236	..	16	71	39	12,616	12	638	5,047	1
Iran	272	220	157	11	46	17,044	10,721	7,191	242	1
Other Foreign Countries	28	..	27	185	56	2,202	..	1,070	2,118	2
TOTAL FOREIGN COUNTRIES	295	220	184	196	102	20,146	10,721	8,261	2,460	3
Share of Bengal	222	..	2	246	10	12,222	..	22	7,220	..
" Bombay	202	220	192	41	116	12,222	10,722	2,222	1,207	2
" Madras	2	16	400
" Burma	1	20
TOTAL	521	220	200	287	141	32,222	10,742	8,294	8,537	5

No. 12—continued

ARTICLES, AND COUNTRIES OF FINAL DESTINATION; ALSO SHARE OF EACH PROVINCE	QUANTITY					VALUE				
	1930-31	1931-32	1932-33	1933-34	1934-35	1930-31	1931-32	1932-33	1933-34	1934-35
	Cwts.	Cwts.	Cwts.	Cwts.	Cwts.	Rs.	Rs.	Rs.	Rs.	Rs.
Metals and Ores—continued										
Brass, Bronze, and similar alloys, wrought—contd.										
Other sorts (III. L)— United Kingdom (including Channel Islands)	9	54	62	47	100	1,319	10,524	8,085	8,085	8,859
Other British Possessions	84	53	83	61	125	8,515	6,081	5,900	5,178	9,507
TOTAL BRITISH EMPIRE	93	107	145	108	225	9,834	16,605	14,001	13,263	16,366
Germany	383	12	..	237	6,531	9,367	978	..	6,520	1,00,422
Netherlands	412	9,053
Native States in Arabia other than Maskat Terri- tory and Trucial Oman	1	1	1	100	220	88	50	40	20,100	61,013
Other Foreign Countries	54	45	69	51	274	6,779	5,819	7,039	4,617	9,458
TOTAL FOREIGN COUNTRIES	893	105	70	388	7,034	26,137	6,846	7,079	31,237	1,70,893
Share of Bengal	40	16	21	8	223	2,791	3,347	1,376	500	5,193
„ Bombay	845	120	178	246	7,029	31,630	16,444	17,377	36,936	1,31,330
„ Sind	..	1	8	238	5	..	100	125	6,541	510
„ Madras	..	18	16	4	2,729	3,070	366	98
„ Burma	8	10	1	..	2	1,609	1,377	132	167	140
TOTAL	893	105	215	496	7,259	36,021	23,397	21,080	44,500	1,87,259
TOTAL BRASS, BRONZE, AND SIMILAR ALLOYS	1,424	385	415	788	7,400	68,333	34,140	29,974	53,007	1,92,516
Copper—										
Unwrought—										
All sorts (III. L)—										
TOTAL BRITISH EMPIRE	1	..	25	60	..	1,610
TOTAL FOREIGN COUNTRIES	1	..	9	175	..	350
Share of Bengal	1	25	175	1,610
„ Bombay	10	400
TOTAL	1	..	10	..	25	175	..	400	..	1,610
Wrought—										
Sheets and other manufac- tures (III. L)—										
Bahrain Islands	27	66	44	49	364	1,684	3,683	2,179	1,883	11,727
Other British Possessions	87	36	37	32	239	5,530	6,077	2,445	4,423	9,403
TOTAL BRITISH EMPIRE	114	102	81	81	603	7,214	9,760	4,624	6,306	21,130
Native States in Arabia other than Maskat Terri- tory and Trucial Oman	85	77	16	33	58	5,270	4,181	740	3,330	2,658
Iraq	81	..	125	99	213	5,150	..	5,264	4,015	6,384
Iran	318	92	6	438	3,354	19,145	4,729	320	15,430	99,306
Other Foreign Countries	66	24	14	..	15	3,046	2,348	970	12	1,047
TOTAL FOREIGN COUNTRIES	545	193	161	520	3,640	32,611	11,258	7,294	22,837	1,09,640
Share of Bengal	16	22	6	25	34	1,275	1,915	368	2,075	1,437
„ Bombay	641	399	115	704	3,754	33,363	16,329	6,847	26,968	1,17,649
„ Sind	3	23	117	2	455	187	3,209	5,301	100	13,239
„ Madras	..	1	60
„ Burma	4	15	608
TOTAL	659	345	242	731	4,243	39,825	21,018	11,018	29,143	1,30,775

GENERAL EXPORTS

FOREIGN MERCHANDISE

(770)

No. 12—continued

ARTICLES, AND COUNTRIES OF FINAL DESTINATION: ALSO SHARE OF EACH PROVINCE	QUANTITY					VALUE				
	1930-31	1931-32	1932-33	1933-34	1934-35	1930-31	1931-32	1932-33	1933-34	1934-35
Metals and Ores—continued										
Copper—continued										
Wrought—continued	Owts.	Owts.	Owts.	Owts.	Owts.	£	£	£	£	£
Total Copper—										
Bahrain Islands	27	66	44	49	204	1,684	2,622	2,170	1,888	11,000
Other British Possessions	87	86	88	62	204	5,520	6,077	2,499	4,428	11,000
TOTAL BRITISH EMPIRE	114	152	82	111	628	7,204	8,700	4,674	6,306	22,000
Native States in Arabia other than Maskat Territory and Trucial Oman	25	77	16	22	58	5,270	4,181	740	2,220	2,000
Iraq	61	..	125	99	213	2,150	..	5,264	4,015	6,000
Iran	212	92	14	492	2,254	10,148	4,729	570	18,480	20,000
Other Foreign Countries	67	24	15	..	16	2,221	2,248	1,070	12	1,000
TOTAL FOREIGN COUNTRIES	348	193	170	620	2,640	22,786	11,258	7,644	22,827	1,00,000
Share of Bengal	17	22	6	26	59	1,480	1,215	282	2,076	2,000
" Bombay	641	299	125	794	2,754	22,263	16,229	6,247	16,968	1,7,000
" Sind	2	23	117	2	455	187	2,209	6,201	100	11,000
" Madras	1	50
" Burma	1	15	602
TOTAL	660	345	252	721	4,268	40,000	21,618	12,318	29,142	1,32,000
Iron or steel—										
Anchors and cables (III. K)—	Tons	Tons	Tons	Tons	Tons					
TOTAL BRITISH EMPIRE	10	2	2	..	2	4,295	694	1,450	200	1,50
TOTAL FOREIGN COUNTRIES	2	..	1	..	2	1,412	120	964	505	78
Share of Bengal	4	1	1	1,247	150	12
" Bombay	6	1	4	..	3	2,280	664	2,414	750	1,50
" Sind	65	12
" Burma	2	1,100
TOTAL	12	2	4	..	4	5,207	814	2,414	795	1,200
Angle, bolt, and rod (III. K)—										
TOTAL BRITISH EMPIRE	11	1	6	6	7	4,412	370	2,224	1,945	2,15
Iraq	89	81	55	120	..	12,478	5,67
Other Foreign Countries	24	49	..	18	8	6,755	4,822	575	2,292	2,00
TOTAL FOREIGN COUNTRIES	24	49	..	107	89	6,810	4,942	575	14,770	8,10
Share of Bengal	48	..	11	1	925	2,252	722	1,512	2
" Bombay	22	2	3	54	44	10,229	1,240	1,106	2,922	2,30
" Sind	1	..	2	46	..	142	15	999	6,014	20
" Madras	1	10
" Burma	1	1	520	200	10
TOTAL	25	50	5	112	46	11,222	5,312	2,799	16,715	10,20
Bars and channels (III. K)—										
United Kingdom (including Channel Islands)	15	6	5	4	20	10,191	10,472	16,455	14,412	27,90
Other British Possessions	22	14	29	17	18	19,604	6,054	6,662	4,079	4,80
TOTAL BRITISH EMPIRE	37	20	34	21	38	29,795	16,526	23,117	18,491	32,70

No. 12—continued

ARTICLES, AND COUNTRIES OF FINAL DESTINATION; ALSO SHARE OF EACH PROVINCE	QUANTITY					VALUE				
	1930-31	1931-32	1932-33	1933-34	1934-35	1930-31	1931-32	1932-33	1933-34	1934-35
Metals and Ores—continued										
Iron or Steel—continued										
Bars and channels (III. K)—contd.	Tons	Tons	Tons	Tons	Tons	Rs	Rs	Rs	Rs	Rs
Germany	29	856	31,078
Austria	7	6,700	..
Native States in Arabia other than Mas'at Terri- tory and Trucial Oman .	18	9	7	8	1	5,101	2,085	1,442	1,646	405
Other Foreign Countries .	32	15	19	16	23	12,055	7,184	5,521	7,348	8,288
TOTAL FOREIGN COUNTRIES	50	53	26	31	27	18,012	40,297	7,023	15,694	8,753
Share of Bengal	9	3	17	6,891	11,173	389	..	20,187
" Bombay	48	45	43	35	49	39,739	35,199	23,437	30,048	29,370
" Sind	9	14	9	9	3	1,895	2,722	1,373	1,693	738
" Madras	3	7	..	3	..	3,287	7,132	20	3,127	..
" Burma	1	3	3	..	10	1,085	550	4,436	203	713
TOTAL	103	73	60	52	79	41,807	56,826	30,141	35,001	51,510
Hoops and strips (III. K)—										
United Kingdom (including Channel Islands)	181	160	157	186	132	54,984	58,809	42,735	23,490	32,326
Other British Possessions .	7	4	..	1	2	1,226	675	60	523	342
TOTAL BRITISH EMPIRE	188	164	157	187	134	56,210	59,484	42,795	24,013	33,168
TOTAL FOREIGN COUNTRIES	..	1	..	4	..	298	220	155	744	54
Share of Bengal	65	59	39	31	25	20,255	29,742	26,642	5,404	6,573
" Bombay	129	104	73	93	67	33,344	39,332	15,303	20,392	16,411
" Sind	120	15
" Madras	17	43	3,071	10,033
" Burma	4	3	3	1	..	3,304	454	490	399	200
TOTAL	183	165	157	141	134	56,508	59,704	42,950	29,757	33,222
Nails, screws, rivets, and washers (III. K)—										
TOTAL BRITISH EMPIRE	14	3	10	19	10	5,773	3,159	4,837	7,515	4,252
Mas'at Territory and Trucial Oman	13	7	6	9	16	6,762	4,121	2,730	2,978	4,959
Other Native States in Arabia	10	3	5	3	1	5,360	1,225	2,662	992	1,120
Other Foreign Countries . .	13	7	12	5	3	5,281	4,616	3,800	1,069	2,371
TOTAL FOREIGN COUNTRIES	36	17	23	17	20	17,303	9,962	8,642	5,039	8,450
Share of Bengal	1	1,200	73	..
" Bombay	46	17	21	33	24	19,394	10,749	12,143	13,987	10,460
" Sind	3	2	2	3	6	1,337	372	335	1,230	2,253
" Burma	1	145	1,500
TOTAL	50	20	23	36	30	23,076	13,121	13,029	13,454	12,703
Old, for re-manufacture (II. F)—										
United Kingdom (including Channel Islands)	9	33	..	42	5	960	16,209	..	1,335	67
Other British Possessions .	10	16	600	332	65
TOTAL BRITISH EMPIRE	19	49	..	44	5	1,560	17,091	65	1,335	67

GENERAL EXPORTS

(772)

FOREIGN MERCHANDISE

No. 12—continued

ARTICLES, AND COUNTRIES OF FINAL DESTINATION; ALSO SHARE OF EACH PROVINCE	QUANTITY					VALUE				
	1930-31	1931-32	1932-33	1933-34	1934-35	1930-31	1931-32	1932-33	1933-34	1934-35
Metals and Ores—continued										
Iron or Steel—continued										
<i>Old for re-manufacture (H. F)—continued</i>	Tons	Tons	Tons	Tons	Tons					
Germany	585	..	104	11,819	..	8,600	..
Belgium	452	2,498	..	16	..	14,437	38,691	..	422	..
Italy (including Fiume)	7,259	34,815	10,661	10,487	2,660	1,86,033	6,14,603	2,16,843	2,52,226	78,111
Japan	23,212	44,697	45,162	57,032	41,338	9,98,707	6,80,312	7,62,469	12,32,496	9,14,111
Other Foreign Countries	18	..	6	..	25	..
TOTAL FOREIGN COUNTRIES	35,923	82,505	55,823	67,639	44,056	11,94,132	13,44,923	9,79,312	14,38,823	9,04,111
Share of Bengal	302	..	152	247	10	2,400	65	2,190	62
" Bombay	24,336	65,403	30,064	43,968	25,524	7,12,153	11,02,523	5,53,334	16,12,598	6,21,000
" Sind	3,607	10,342	12,374	11,642	6,665	2,96,278	1,36,492	1,34,338	2,41,747	1,31,422
" Madras	3,906	3,329	4,934	1,372	1,161	87,000	66,439	1,02,409	48,322	37,922
" Burma	2,318	7,351	10,649	10,264	..	22,152	1,23,291	1,84,195	1,00,122
TOTAL	35,942	82,694	55,823	67,639	44,061	11,95,742	13,62,024	9,79,377	14,00,663	9,04,222
Pipes and fittings, cast (III. K)—	Tons	Tons	Tons	Tons	Tons					
United Kingdom (including Channel Islands)	9	10	4	4	55	2,135	1,990	1,428	1,470	5,541
Commonwealth of Australia	112	22,425
Other British Possessions	18	15	1	3	4	7,216	5,436	750	2,700	2,771
TOTAL BRITISH EMPIRE	27	137	5	7	59	9,351	29,201	2,178	4,170	8,312
TOTAL FOREIGN COUNTRIES	12	4	2	7	7	6,380	1,502	920	2,965	4,711
Share of Bengal	2	12	809	2,268	300
" Bombay	32	121	7	14	66	13,342	27,321	2,543	7,990	13,211
" Sind	1	227	160
" Madras	6	1	1,275	270
" Burma	15	48	..
TOTAL	40	141	7	14	66	15,731	30,708	2,928	7,135	13,211
Sheets and plates, galvanised (III. K)—	Tons	Tons	Tons	Tons	Tons					
TOTAL BRITISH EMPIRE	17	8	5	2	20	4,599	1,921	1,905	635	4,241
TOTAL FOREIGN COUNTRIES	22	3	3	30	15	5,584	625	760	4,845	3,511
Share of Bengal	6	13	126	1,328	20	..	2,501
" Bombay	38	1	4	24	21	9,424	216	1,554	4,272	4,921
" Sind	7	8	4	8	1	243	223	300	1,107	191
" Madras	1	6	160
" Burma	280	10
TOTAL	39	11	8	32	25	10,139	2,526	2,484	5,380	7,713

No. 12—continued

ARTICLES, AND COUNTRIES OF FINAL DESTINATION; ALSO SHARE OF EACH PROVINCE	QUANTITY					VALUE				
	1980-81	1981-82	1982-83	1983-84	1984-85	1980-81	1981-82	1982-83	1983-84	1984-85
Metals and Ores—continued										
Iron or Steel—continued						R	R	R	R	R
Sheets and Plates, tinned (III. K)—	Tons	Tons	Tons	Tons	Tons					
TOTAL BRITISH EMPIRE	..	8	392	923	156	55	80
TOTAL FOREIGN COUNTRIES	1	6	..	4	1	420	2,160	..	1,371	236
Share of Bengal	30
“ Bombay	1	6	..	3	1	720	2,200	..	1,126	316
“ Sind	1	170	..
“ Madras	..	3	23	873	28
“ Burma	28	30	..
TOTAL	1	9	..	4	1	812	3,073	156	1,326	316
Sheets and plates, not galvanised or tinned (III. K)—	Tons	Tons	Tons	Tons	Tons					
United Kingdom (including Channel Islands)	..	103	..	5	18	..	5,934	80	1,005	3,823
Other British Possessions	4	6	1	1	7	884	1,065	306	780	3,463
TOTAL BRITISH EMPIRE	4	109	1	6	25	884	6,999	386	1,785	7,286
TOTAL FOREIGN COUNTRIES	4	2	4	5	17	1,079	416	892	655	4,455
Share of Bengal	..	103	5,064	20
“ Bombay	7	9	5	11	42	1,313	1,731	1,208	2,325	11,741
“ Madras	8	..
“ Burma	1	160	30
TOTAL	8	111	5	11	42	1,963	7,415	1,228	2,390	11,741
Tube, pipe and fittings, wrought (III. K)—	Tons	Tons	Tons	Tons	Tons					
United Kingdom (including Channel Islands)	1	..	56	105	..	13,461
Bahrain Islands	16	2	5	7	21	5,543	952	1,951	2,005	6,835
Other British Possessions	3	1	1	4	..	1,535	1,600	1,268	2,138	296
TOTAL BRITISH EMPIRE	20	3	62	11	21	7,183	2,452	16,680	4,743	7,131
TOTAL FOREIGN COUNTRIES	5	3	12	2	5	3,055	1,059	7,707	1,501	2,426
Share of Bengal	2	1	3	3	..	530	370	2,170	1,145	171
“ Bombay	6	2	9	2	6	4,273	2,105	5,461	1,310	1,545
“ Sind	16	2	62	3	21	5,360	1,366	16,765	3,436	7,891
“ Madras	170
“ Burma	1	75	253	..
TOTAL	25	6	74	13	26	10,240	4,471	24,387	6,244	9,607

GENERAL EXPORTS

(774)

FOREIGN MERCHANDISE

No. 12—continued

ARTICLES, AND COUNTRIES OF FINAL DESTINATION; ALSO SHARE OF EACH PROVINCE	QUANTITY					VALUE				
	1930-31	1931-32	1932-33	1933-34	1934-35	1930-31	1931-32	1932-33	1933-34	1934-35
Metals and Ores—continued										
Iron or Steel—continued										
Wire (III. K)—	Tons	Tons	Tons	Tons	Tons					
United Kingdom (including Channel Islands)	1	..	8	..	16	300	..	4,530	65	
Other British Possessions	3	..	31	5	7	1,784	158	4,939	2,094	
TOTAL BRITISH EMPIRE	4	..	39	5	23	2,084	158	9,528	2,159	
TOTAL FOREIGN COUNTRIES	24	7	40	8	25	6,314	2,343	10,283	984	
Share of Bengal	3	3	12	4,773	1,418	
" Bombay	20	5	20	3	19	6,263	2,121	4,353	1,875	
" Sind	7	3	40	..	11	1,814	399	9,499	160	
" Madras	100	
" Burma	1	..	3	300	..	330	..	
TOTAL	28	7	70	6	48	8,848	2,501	19,811	3,143	11
Other manufactures of iron or steel (III. K)—	Tons	Tons	Tons	Tons	Tons					
United Kingdom (including Channel Islands)	158	29	7	12	18	40,760	13,973	1,767	1,978	14
Aden and Dependencies	25	5	3	..	5	5,523	1,080	5,523	..	1
Other British Possessions	31	12	17	64	20	9,422	6,319	2,108	5,294	7
TOTAL BRITISH EMPIRE	214	46	27	76	33	55,705	21,372	9,598	7,272	22
Market Territory and Trucial Oman	20	25	9	23	23	6,002	4,233	1,663	4,961	4
Other Foreign Countries	20	40	20	16	43	9,983	2,661	6,058	3,744	7
TOTAL FOREIGN COUNTRIES	40	65	29	39	66	15,985	7,894	7,721	8,705	11
Share of Bengal	20	23	..	63	40	12,350	14,324	3,900	4,328	14.7
" Bombay	212	12	17	20	41	51,568	6,454	4,308	4,361	7.1
" Sind	23	63	33	33	43	6,924	6,341	7,121	6,812	7.3
" Madras	1	3	300	1,326	233	30	..
" Burma	2	1	1,363	235	60	246	1.1
TOTAL	263	111	56	115	125	71,355	29,708	17,220	15,975	41.1
Total Iron or Steel—	Tons	Tons	Tons	Tons	Tons					
United Kingdom (including Channel Islands)	364	392	243	212	200	1,12,701	1,07,900	32,861	50,679	1,07.1
Aden and Dependencies	30	18	6	5	15	10,492	4,401	8,111	2,075	5.4
Bahrain Islands	37	8	24	17	36	12,088	3,533	5,146	5,928	10.5
Ceylon (including Maldives)	26	31	7	18	16	11,079	9,192	2,619	6,297	6.7
Strait Settlements	23	13	24	5	9	6,371	2,334	5,999	2,590	3.3
Kenya Colony	18	6	23	7	15	7,636	2,308	5,694	2,353	5.2
Tanganyika Territory	19	..	2	3	10	7,591	325	300	1,410	1.8
Seychelles	21	4	3	5	11	5,697	2,070	1,071	2,555	4.4
Commonwealth of Australia	..	113	..	1	1	..	22,312	..	315	3
Other British Possessions	14	15	4	58	14	3,300	5,225	2,205	4,474	3.8
TOTAL BRITISH EMPIRE	561	595	346	331	417	1,70,354	1,60,345	1,14,035	80,672	1,48.3

No. 12—continued

ARTICLES, AND COUNTRIES OF FINAL DESTINATION; ALSO SHARE OF EACH PROVINCE	QUANTITY					VALUE				
	1930-31	1931-32	1932-33	1933-34	1934-35	1930-31	1931-32	1932-33	1933-34	1934-35
Metals and Ores—continued										
Iron or Steel—continued										
<i>Total Iron or Steel—contd.</i>	Tons	Tons	Tons	Tons	Tons	Rs	Rs	Rs	Rs	Rs
Germany	7	617	..	104	1	4,298	43,618	200	3,660	267
Belgium	454	2,581	7	17	1	16,320	46,049	1,321	1,269	550
Italy (including Trieste)	7,259	34,815	10,661	10,497	2,660	1,86,038	6,14,606	2,16,843	2,52,226	79,253
Austria	7	6,700	..
Market Territory and Trucial Oman	77	41	34	45	67	22,570	12,411	9,581	12,292	17,254
Other Native States in Arabia	41	15	38	14	19	14,960	4,386	12,434	2,666	5,455
Iraq	17	7	23	117	77	7,675	3,192	6,207	19,581	15,744
Iran	55	25	33	31	28	17,332	7,626	11,825	7,344	11,456
Japan	23,212	44,697	45,162	57,042	41,386	9,93,896	6,60,312	7,62,469	12,33,643	9,17,233
Portuguese East Africa	25	..	1	17	..	7,519	131	819	2,766	50
Other Foreign Countries	7	7	6	7	31	5,832	5,039	3,169	4,349	6,432
TOTAL FOREIGN COUNTRIES	36,154	82,805	55,964	67,838	44,280	12,76,435	14,17,864	10,24,868	15,47,496	10,53,734
<i>Share of Bengal</i>	<i>86</i>	<i>588</i>	<i>93</i>	<i>232</i>	<i>463</i>	<i>44,533</i>	<i>79,071</i>	<i>40,139</i>	<i>17,339</i>	<i>68,389</i>
" <i>Bombay</i>	<i>24,963</i>	<i>65,741</i>	<i>39,230</i>	<i>44,259</i>	<i>26,966</i>	<i>3,96,261</i>	<i>12,22,161</i>	<i>6,34,605</i>	<i>11,07,573</i>	<i>7,33,379</i>
" <i>Sind</i>	<i>3,672</i>	<i>10,934</i>	<i>13,140</i>	<i>11,730</i>	<i>6,750</i>	<i>4,13,512</i>	<i>1,68,941</i>	<i>2,32,362</i>	<i>2,62,268</i>	<i>1,54,221</i>
" <i>Madras</i>	<i>3,011</i>	<i>3,335</i>	<i>4,934</i>	<i>1,843</i>	<i>1,143</i>	<i>91,186</i>	<i>77,119</i>	<i>1,02,709</i>	<i>85,068</i>	<i>37,653</i>
" <i>Burma</i>	<i>13</i>	<i>2,322</i>	<i>7,863</i>	<i>10,050</i>	<i>10,376</i>	<i>7,797</i>	<i>30,937</i>	<i>1,29,346</i>	<i>1,55,767</i>	<i>2,02,152</i>
TOTAL	36,735	83,400	56,810	68,219	44,697	14,58,239	15,78,209	11,38,953	16,23,066	12,01,964
Lead—										
<i>Unwrought—</i>										
<i>Ore (II. F)—</i>	Tons	Tons	Tons	Tons	Tons					
TOTAL BRITISH EMPIRE	2	1	1	..	130	470	1,480	1,915
TOTAL FOREIGN COUNTRIES	..	1	13	4	9	340	1,237	3,620	3,735	6,077
<i>Share of Bombay</i>	..	1	13	5	10	340	1,237	3,620	3,735	6,077
" <i>Sind</i>	46	12
TOTAL	..	1	13	5	10	340	1,417	9,099	5,215	7,092
Pig (III. L)—	Cwts.	Cwts.	Cwts.	Cwts.	Cwts.					
United Kingdom (including Channel Islands)	448	8,016	..
Other British Possessions	2	1	60	40
TOTAL BRITISH EMPIRE	448	1	8,076	40
TOTAL FOREIGN COUNTRIES	35	50	11	31	60	1,202	1,120	320	500	1,740
<i>Share of Bombay</i>	35	50	11	37	61	1,202	1,120	320	620	1,740
" <i>Sind</i>	443	7,956	40
TOTAL	35	50	11	479	61	1,202	1,120	320	8,576	1,780
Other sorts (III. L)—	Cwts.	Cwts.	Cwts.	Cwts.	Cwts.					
TOTAL BRITISH EMPIRE	54	255	4	1,649	5,620	60
TOTAL FOREIGN COUNTRIES	112	360	159	112	207	3,065	6,238	2,915	2,070	4,055

GENERAL EXPORTS

(776)

FOREIGN MERCHANDISE

No. 12—continued

ARTICLES, AND COUNTRIES OF FINAL DESTINATION; ALSO SHARE OF EACH PROVINCE	QUANTITY					VALUE				
	1930-31	1931-32	1932-33	1933-34	1934-35	1930-31	1931-32	1932-33	1933-34	1934-35
Metals and Ores—continued										
Lead—continued.										
Other sorts (XXX. J)—continued	Cwts.	Cwts.	Cwts.	Cwts.	Cwts.					
Share of Bengal	420	2,643
.. Bombay . . .	172	145	159	118	211	4,714	3,365	2,915	2,070	
.. Madras	230	5,600	
TOTAL	172	845	159	118	211	4,714	11,608	2,915	2,070	
Wrought, all sorts (III. L)—										
TOTAL BRITISH EMPIRE	Cwts.	Cwts.	Cwts.	Cwts.	Cwts.					
	55	3	9	..	6	2,485	215	230	..	
TOTAL FOREIGN COUNTRIES	25	65	47	..	63	665	1,245	1,105	..	
Share of Bengal . . .	7	200	60	
.. Bombay . . .	73	63	46	..	60	3,300	1,510	1,425	..	
TOTAL	80	68	56	..	66	4,100	1,580	1,425	..	
Total Lead (excluding Ore)—										
United Kingdom (including Channel Islands) . . .	7	448	3	300	50	..	3,015	
Ceylon (excluding Maldives) . . .	2	288	3	..	5	100	5,785	190	..	
Other British Possessions . . .	100	..	1	2	3	4,184	..	40	60	
TOTAL BRITISH EMPIRE	109	288	4	450	8	5,084	5,835	230	3,075	
Mascat Territory and Trucial Oman	156	239	170	131	303	4,141	5,275	3,287	2,315	
Other Foreign Countries	23	436	47	12	27	791	2,978	1,195	255	
TOTAL FOREIGN COUNTRIES	179	675	217	143	330	4,932	8,253	4,482	2,570	
Share of Bengal . . .	7	420	200	2,693	
.. Bombay . . .	280	363	278	149	341	9,376	5,295	4,660	2,590	
.. Sind	443	7,956	
.. Madras	230	5,500	
TOTAL	287	908	226	591	341	10,016	14,188	4,660	10,646	
Quicksilver (VII. L)—										
TOTAL BRITISH EMPIRE	Lbs.	Lbs.	Lbs.	Lbs.	Lbs.					
	..	75	..	495	364	..	300	..	1,209	
TOTAL FOREIGN COUNTRIES	75	150	73	150	616	330	675	320	525	
Share of Bombay . . .	75	225	73	645	330	330	975	320	1,734	

No. 12—continued

ARTICLES AND COUNTRIES OF FINAL DESTINATION; ALSO SHARE OF EACH PROVINCE	QUANTITY					VALUE				
	1930-31	1931-32	1932-33	1933-34	1934-35	1930-31	1931-32	1932-33	1933-34	1934-35
Details and Orce—continued										
Tin—										
<i>Unwrought (Blocks, ingots, bars, and slabs) (III. L)—</i>	<i>Cwts.</i>	<i>Cwts.</i>	<i>Cwts.</i>	<i>Cwts.</i>	<i>Cwts.</i>	<i>R</i>	<i>R</i>	<i>R</i>	<i>R</i>	<i>R</i>
Straits Settlements	200	24,168
Other British Possessions	44	85	34	6	8	5,398	1,404	8,695	510	910
TOTAL BRITISH EMPIRE	44	85	234	6	8	5,398	1,404	27,863	510	910
Native States in Arabia other than Muskat Terri- tory and Trucial Oman	103	10	78	..	2	11,390	770	7,419	..	350
Iraq	298	184	97	26	..	86,290	21,450	9,370	2,042	..
Iran	828	231	179	169	59	89,065	24,214	18,242	21,108	8,860
Other Foreign Countries	30	6	591	6	12	3,200	570	2,005	763	1,354
TOTAL FOREIGN COUNTRIES	1,254	431	945	201	73	1,40,005	47,004	37,036	23,910	10,564
<i>Share of Bengal</i>	32	530	379	725
“ Bombay	1,397	441	399	207	76	1,46,278	47,747	40,006	21,420	10,064
“ Sind	3	5	..	232	310
“ Madras	1	..	200	126	..	24,163
TOTAL	1,208	496	1,179	207	81	1,46,398	48,408	64,804	24,420	11,474
Zinc or spelter—										
All Sorts (III. L)—	<i>Cwts.</i>	<i>Cwts.</i>	<i>Cwts.</i>	<i>Cwts.</i>	<i>Cwts.</i>					
TOTAL BRITISH EMPIRE	45	45	6	4	56	1,838	2,349	215	110	2,248
TOTAL FOREIGN COUNTRIES	204	31	..	27	8	1,438	1,105	..	386	360
<i>Share of Bengal</i>	204	31	42	1,358	2,384	1,736
“ Bombay	45	37	6	11	10	1,969	966	215	310	415
“ Sind	3	..	20	125	..	386	..
“ Burma	12	452
TOTAL	249	76	6	31	64	3,321	3,454	215	496	2,603
Metals, unenumerated (III. L)—										
United Kingdom (including Channel Islands)	1,251	716	2,011	4,934	2,929	37,597	27,120	81,403	1,99,460	1,08,505
Aden and Dependencies]	369	508	376	611	784	41,775	58,510	50,691	78,617	1,00,393
Bahrain Islands	4	28	..	76	165	810	3,304	..	9,821	14,483
Ceylon (excluding Maldives).	129	174	317	438	604	12,750	18,648	23,342	34,639	51,574
Straits Settlements	419	544	435	377	375	37,813	48,148	23,485	35,153	34,334
Hongkong	213	299	90	5,896	4,781	1,850	..
Union of South Africa	2	7	72	105	255	200	815	8,729	12,837	28,938
Zanzibar and Pemba	50	149	53	47	54	6,193	16,778	7,104	5,329	6,362
Kenya Colony	405	34	16	12	9	35,119	3,765	1,829	1,526	1,319
Tanganyika Territory	27	75	7	9	5	2,850	8,227	918	1,064	712
Anglo-Egyptian Sudan	610	187	140	572	973	66,148	19,712	17,002	72,837	1,13,671
Mauritius and Dependencies	95	145	60	192	150	2,853	15,089	7,454	21,328	19,613
Other British Possessions	8	6	53	16	35	730	730	6,982	1,693	2,951
TOTAL BRITISH EMPIRE.	3,369	2,784	3,831	7,469	6,338	2,44,872	2,21,762	2,38,632	4,77,692	4,82,300
Germany	7,370	3,252	1,716	5,845	5,256	1,06,293	36,700	48,378	1,20,630	1,22,532
Netherlands	1,523	235	..	115	1,300	1,38,658	4,125	..	1,670	20,000
Belgium	23	..	4	200	545	100	..	29	7,600	10,691
France	50	6,523	..
Italy (including Fiume)	1	..	2,804	700	..	40	..	1,61,430	35,007	..
Muskat Territory and Trucial Oman	9	52	37	133	120	1,250	6,023	5,105	9,934	15,340

GENERAL EXPORTS

(778)

FOREIGN MERCHANDISE

No. 12—continued

ARTICLES AND COUNTRIES OF FINAL DESTINATION; ALSO SHARE OF EACH PROVINCE	QUANTITY					VALUE				
	1930-31	1931-32	1932-33	1933-34	1934-35	1930-31	1931-32	1932-33	1933-34	1934-35
Metals and Ores—continued						R	R	R	R	
Metals, unenumerated (III. 1.)—continued	Cwts.	Cwts.	Cwts.	Cwts.	Cwts.					
Other Native States in Arabia	1	70	109	128	245	285	9,554	12,321	14,809	
Iraq	42	714	534	932	1,268	4,750	79,572	78,894	1,26,181	1,700
Iran	567	84	152	240	655	31,567	9,321	14,524	29,774	400
Siam	19	175	121	115	188	2,395	19,597	13,581	13,364	120
China (exclusive of Hong-kong and Macao)	16	173	1,228	7,851	..
Japan	296	685	1,271	16,777	..	11,890	32,998	10,291	5,000
Portuguese East Africa	27	..	30	52	51	2,900	..	4,238	6,434	..
Italian East Africa (Somaliland and Britree)	28	23	24	49	..	3,205	3,140	3,106	..
Other Foreign Countries	9	61	39	54	47	1,590	5,953	3,378	3,110	..
TOTAL FOREIGN COUNTRIES	10,095	4,976	6,209	10,032	26,611	2,98,778	1,85,957	3,76,510	3,96,512	9,700
Share of Bengal	5,392	3,443	5,429	6,483	14,630	1,42,337	61,540	2,61,348	2,54,749	4,600
" Bombay	7,516	3,318	2,831	7,453	9,998	3,54,305	2,36,293	2,67,397	4,93,018	7,410
" Madras	144	499	399	362	495	3,898	9,339	20,679	25,283	21,000
" Burma	411	457	608	1,401	2,699	26,177	63,327	59,179	44,185	72,000
TOTAL	18,464	7,760	10,040	17,501	22,939	5,38,660	4,07,719	6,15,142	8,74,404	14,830
Ores, unenumerated (II. F.)	Tons	Tons	Tons	Tons	Tons					
United Kingdom (including Channel Islands)	5
TOTAL FOREIGN COUNTRIES.	1	45	15
Share of Bengal	1	45
" Bombay	19
TOTAL	1	45	30
Total Metals and Ores—	Tons	Tons	Tons	Tons	Tons					
United Kingdom (including Channel Islands)	459	481	347	498	447	1,04,352	1,45,974	1,73,342	2,71,710	2,26,817
Aden and Dependencies	63	61	26	37	59	86,976	60,321	60,656	83,112	1,10,742
Bahrain Islands	40	13	33	25	64	16,726	12,120	15,554	19,575	29,737
Ceylon (excluding Maldives)	37	58	24	42	53	29,414	39,227	27,215	45,227	64,634
Straits Settlements	15	40	65	24	23	45,558	51,842	59,103	37,743	29,220
Hongkong	11	17	59	..	299	5,996	5,351	4,814	251
Union of South Africa	4	6	13	1,075	835	8,729	12,287	29,250
Kanbar and Pamba	19	16	6	6	4	13,078	20,743	10,059	9,224	9,004
Kenya Colony	41	9	25	8	16	48,033	7,315	8,831	6,104	7,304
Tanganyika Territory	21	4	3	4	10	11,176	3,602	1,493	2,374	2,451
Anglo-Egyptian Sudan	31	9	7	29	49	66,349	19,712	17,102	72,637	1,18,384
Mauritius and Dependencies	5	3	3	9	8	2,353	17,153	7,524	23,220	20,191
Seychelles	22	5	4	6	11	7,222	2,769	3,143	3,619	4,941
Commonwealth of Australia	113	1	1	1	..	22,812	12,156	215	861
Other British Possessions	7	24	920	3,625	525	1,603	7,331
TOTAL BRITISH EMPIRE	783	765	565	744	787	4,63,200	4,13,957	4,06,793	5,04,465	6,77,530
Germany	418	780	36	403	500	1,21,428	81,226	49,108	1,30,810	2,23,214
Netherlands	99	14	..	17	71	1,50,651	4,541	4	4,720	21,421
Belgium	467	2,008	7	27	28	13,002	40,417	1,460	8,869	11,241
France	4	..	3,245	460	..	9,748	..
Italy (including Fiume)	7,259	84,815	10,301	10,522	2,060	1,30,078	6,14,775	9,78,373	2,87,426	70,251
Austria	7	6,700	..
Mascat Territory and Trustal Oman	86	3	49	60	89	9,511	26,676	20,551	25,791	41,253
Other Native States in Arabia	11	24	58	82	59	32,099	19,300	30,054	44,025	1,08,221

No. 12—continued

ARTICLES, AND COUNTRIES OF FINAL DESTINATION; ALSO SHARE OF EACH PROVINCE	QUANTITY					VALUE				
	1980-81	1981-82	1982-83	1983-84	1984-85	1980-81	1981-82	1982-83	1983-84	1984-85
Metals and Ores—concluded										
Metals and Ores—continued										
	Tons	Tons	Tons	Tons	Tons	₹	₹	₹	₹	₹
Iraq	28	53	67	178	155	55,670	1,05,079	1,00,489	1,54,337	2,00,295
Iran	156	57	59	76	246	1,79,698	58,848	54,741	75,572	1,80,244
Siam	1	10	6	6	9	2,585	20,809	18,681	18,500	19,712
China (exclusive of Hongkong and Macao)	2	1	9	22	757	3,455	1,270	7,851	5,238
Japan	28,215	44,712	45,223	57,106	42,225	9,93,896	6,92,217	7,07,192	12,43,984	14,19,705
Portuguese East Africa	26	1	4	20	3	11,455	3,402	5,494	9,200	6,844
Italian East Africa (Somaliland and Eritrea)	4	7,528
Other Foreign Countries	9	7	10	5	14	10,297	10,112	15,805	10,134	10,263
TOTAL FOREIGN COUNTRIES	36,822	83,136	56,366	68,472	46,175	17,96,472	16,90,591	14,74,777	20,32,668	23,34,440
Share of Bengal	321	766	395	600	1,312	2,05,550	1,51,209	3,03,921	2,82,013	5,45,352
" Bombay	25,499	65,977	30,493	44,705	26,998	14,97,178	16,92,531	9,68,537	16,99,976	18,11,798
" Sind	3,673	10,928	13,189	11,875	7,022	4,13,879	1,74,227	2,64,533	3,33,770	3,07,514
" Madras	3,018	3,375	4,960	1,916	1,168	97,451	94,937	1,49,412	31,315	70,421
" Burma	35	2,845	7,394	10,130	10,559	45,619	86,611	1,89,194	2,30,059	2,76,390
TOTAL	37,605	83,901	56,981	69,216	46,962	22,59,972	21,09,548	18,75,575	26,27,133	30,11,970
Is—										
Animal (II. G)—										
TOTAL BRITISH EMPIRE	28	12	17	3,424	1,806	175	60	39	5,020	2,615
TOTAL FOREIGN COUNTRIES	14	456	..	2,859	148	32	268	..	2,014	230
Share of Bengal	12	..	3,381	3	..	60	..	4,514	30
" Bombay	22	456	17	2,402	1,827	55	268	39	4,330	2,615
" Sind	30	124	152	200
TOTAL	42	468	17	6,283	1,954	207	328	39	8,834	2,845
Essential (II. G)—										
Tanganyika Territory	182	5,500
Anglo-Egyptian Sudan	304	275	92	375	386	9,950	6,905	4,550	6,720	14,400
Other British Possessions	308	35	202	61	428	5,755	1,350	5,028	2,029	1,785
TOTAL BRITISH EMPIRE	512	310	294	386	996	15,705	8,255	9,578	8,749	21,685
TOTAL FOREIGN COUNTRIES	216	101	30	50	79	9,879	2,900	2,138	960	2,694
Share of Bengal	168	101	23	3,441	2,800	2,194
" Bombay	304	303	324	378	659	18,226	7,555	11,716	9,385	21,330
" Sind	50	8	67	2,038	324	310
" Madras	13	7	1,379	700
" Burma	346	545
TOTAL	728	411	324	386	1,075	25,584	11,155	11,716	9,709	24,379
Mineral—										
Kerosene (II. G)—										
Maldives	20,000	88,574	..	12,500	42,920
Other British Possessions	12	76	..	375	7,900	14	92	..	2,062	4,981
TOTAL BRITISH EMPIRE	12	20,076	..	375	91,474	14	12,592	..	2,062	47,901
Maskat Territory and Trucial Oman	1,780	405	348	..	21,376	1,370	381	536	..	11,013
Other Foreign Countries	10	8	24	351	20	10	18	21	177	12
TOTAL FOREIGN COUNTRIES	1,770	413	372	351	21,396	1,380	349	557	177	11,025

GENERAL EXPORTS

(780)

FOREIGN MERCHANDISE

No. 12—continued

ARTICLES, AND COUNTRIES OF FINAL DESTINATION; ALSO SHARE OF EACH PROVINCE	QUANTITY					VALUE				
	1930-31	1931-32	1932-33	1933-34	1934-35	1930-31	1931-32	1932-33	1933-34	1934-35
Oils—continued						₹	₹	₹	₹	
Mineral—continued										
Kerosene (H. G.)—continued	Gals.	Gals.	Gals.	Gals.	Gals.					
Share of Bengal	22	376	..	24	2,068	..
.. Bombay	3	24	351	7,800	..	2	21	177	..
.. Sind	1,760	4,405	343	..	105,468	1,370	2,227	636
.. Madras	16,074	10,090
.. Burma	6	22	..	12
TOTAL	1,782	20,489	373	726	113,270	1,394	12,041	557	2,239	[50]
Other kinds (H. G.)—	Gals.	Gals.	Gals.	Gals.	Gals.					
United Kingdom (including Channel Islands)	265,830	147,874	272,202	50,723	2,102	1,77,245	22,046	6,424	11,247	..
Bahrain Islands	14,589	4,028	9,074	2,224	1,429	24,002	7,140	11,242	2,270	1,000
Ceylon (excluding Maldives)	32,578	577,224	12,922	8,661	20,522	56,064	1,48,220	22,202	16,242	27,700
Straits Settlements	27,793	12,218	5,112	821	797	25,542	2,002	7,504	2,221	1,000
Union of South Africa	28,906	26,417	..	100	..	5,662	4,725	..	1,000
Kenya Colony	2,421	10,622	2,022	55	22	2,240	2,401	2,272	125	..
Commonwealth of Australia	122,906	40,462	157,622	25,222	2,210	20,019
Other British Possessions	1,222	1,214	1,500	702	604	4,121	2,220	2,222	2,220	..
TOTAL BRITISH EMPIRE	1,024,029	212,202	491,224	64,222	24,722	2,12,722	2,14,222	1,42,222	22,172	22,222
Italy (including Fiume)	24,222	112,222	572,222	422,722	22	24,222	21,222	1,02,222	72,222	22
Iraq	22,222	22,222	20,222	22,722	22,222	72,222	71,222	27,222	22,222	71,222
Iran	22,222	2,222	11,222	22,222	17,222	1,41,722	15,222	27,222	22,222	27,222
Sumatra	21,222	22	..	2,022
Japan	42,222	222	222	2,477	222	12
Argentine Republic (including the Atlantic Coast of Patagonia)	172,222	24,222	..
United States of America— Vid Atlantic Coast	1,522,222	22,222	22	222,222	22	2,12,222	2,222	22	1,02,222	22
.. Pacific	100	..	222,222	1,222	..	42,222
Other Foreign Countries	12,222	20,222	12,222	2,222	1,222	7,222	11,722	2,722	2,122	2,222
TOTAL FOREIGN COUNTRIES	2,042,222	224,222	222,222	1,222,222	42,222	2,22,222	1,27,222	2,27,222	2,72,222	1,22,222
Share of Bengal	1,412	2,222	2,222	2,222	2,222	2,222	2,222	12,772	2,222	2,222
.. Bombay	2,222,222	222,222	1,222,222	1,112,222	22,222	7,27,222	2,12,222	2,72,222	2,22,222	1,22,222
.. Sind	222,222	27,222	2,222	222,222	12,222	22,222	21,222	7,422	22,222	22,222
.. Madras	4,222	1,722	2,222	222	1,222	2,222	2,222	2,222	222	1,422
.. Burma	122,222	12,422	1,222	222	222	27,222	4,222	2,222	1,422	22
TOTAL	2,124,222	1,022,222	1,222,222	1,247,222	72,222	2,24,222	2,21,222	4,02,222	4,17,222	1,22,222
Total Mineral Oils	2,122,712	1,112,222	1,222,222	1,242,222	122,222	2,22,222	2,21,222	4,02,222	4,12,222	2,12,222
Vegetable, non-essential—										
Linseed (H. G.)—	Gals.	Gals.	Gals.	Gals.	Gals.					
TOTAL BRITISH EMPIRE	422	701	222	222	272	1,222	1,222	2,002	222	1,222

No. 12—continued

ARTICLES, AND COUNTRIES OF FINAL DESTINATION; ALSO SHARE OF EACH PROVINCE	QUANTITY					VALUE				
	1930-31	1931-32	1932-33	1933-34	1934-35	1930-31	1931-32	1932-33	1933-34	1934-35
<i>Oil—continued</i>						R	R	R	R	R
<i>Vegetable, non-essential—continued</i>										
Linseed (L. G.)—continued	Gals.	Gals.	Gals.	Gals.	Gals.					
TOTAL FOREIGN COUNTRIES	487	1,251	838	1,205	270	1,823	2,715	1,030	3,141	800
Share of Bombay . . .	749	1,901	845	1,473	852	2,138	4,154	2,686	3,309	1,846
" Sind	227	51	119	102	91	983	164	363	234	258
" Burma	6	5
TOTAL	982	1,952	964	1,574	943	3,126	4,318	3,052	4,043	2,104
<i>Other sorts (L. G.)—</i>										
TOTAL BRITISH EMPIRE	297	10	..	351	687	561	37	..	783	2,317
TOTAL FOREIGN COUNTRIES	216	1,810	10	15	62	1,453	795	30	371	104
Share of Bengal . . .	305	1,310	..	3	114	1,535	795	..	60	1,101
" Bombay	164	10	10	308	480	368	37	30	745	1,090
" Sind	125	230
" Burma	44	55	..	60	349	..
TOTAL	513	1,320	10	366	719	2,014	832	30	1,154	2,421
Total Vegetable, non-essential	1,495	3,772	974	1,940	1,362	5,150	5,150	3,080	5,107	4,620
<i>Total Oils—</i>										
United Kingdom (including Channel Islands) . . .	865,987	147,008	273,472	50,740	3,162	1,30,512	33,163	68,346	11,071	4,875
Aden and Dependencies	593	450	605	2,327	390	1,422	1,490	1,900	6,643	926
Bahrain Islands	14,680	6,032	9,370	3,524	1,761	24,338	7,477	13,015	5,019	2,627
Ceylon (excluding Maldives).	32,644	577,643	13,149	3,074	20,646	57,599	1,49,465	23,326	17,943	28,800
Maldives	20,000	24	..	33,574	..	12,500	100	..	42,920
Straits Settlements	38,097	12,818	3,113	1,333	1,171	26,293	3,008	7,594	5,558	1,895
Union of South Africa	28,966	26,417	..	100	..	5,523	4,785	..	130
Kenya Colony	2,615	19,822	2,107	272	70	3,996	6,059	3,342	1,468	244
Tanganyika Territory	50	..	43	123	182	90	..	40	105	6,500
Anglo-Egyptian Sudan	304	275	142	275	386	9,950	6,005	4,730	6,720	14,400
Seychelles	324	238	266	132	3,053	1,909	760	885	325	5,550
Commonwealth of Australia	123,995	40,512	157,883	15,473	8,600	30,019
Other British Possessions	654	753	687	931	551	1,920	2,085	1,267	1,241	805
TOTAL BRITISH EMPIRE	1,035,413	354,612	492,318	60,311	120,046	3,33,552	2,37,240	1,60,949	56,592	1,08,196
Italy (including Fiume)	84,658	113,028	570,164	433,753	38	24,080	21,681	1,03,974	79,226	245
Makat Territory and Trucial Oman	2,952	1,471	1,600	882	23,041	3,327	2,505	2,015	1,014	12,311
Iraq	35,957	26,019	20,164	39,555	23,441	73,390	73,304	57,567	94,860	71,346
Iran	297,462	5,437	11,444	35,356	17,725	1,42,349	15,225	38,134	65,151	43,444
Sumatra	51,559	24	..	9,081	13

GENERAL EXPORTS

(782)

FOREIGN MERCHANDISE

No. 12—continued

ARTICLES, AND COUNTRIES OF FINAL DESTINATION; ALSO SHARE OF EACH PROVINCE	QUANTITY					VALUE				
	1930-31	1931-32	1932-33	1933-34	1934-35	1930-31	1931-32	1932-33	1933-34	1934-35
Oils—continued										
Total Oils—continued										
Japan	48,294	3,765	200	10,807	2,906	..
United States of America— Via Atlantic Coast	1,859,299	39,107	34	588,565	59	3,16,364	7,648	48	1,08,810	..
" Pacific "	281,264	49,555
Argentine Republic (including the Atlantic Coast of Patagonia)	178,971	26,875	..
Other Foreign Countries	14,985	31,836	12,309	11,382	1,100	18,408	14,070	10,150	9,917	..
TOTAL FOREIGN COUNTRIES	2,048,567	268,547	830,979	1,267,329	70,828	3,22,955	1,44,061	2,61,438	2,86,632	1,26,400
Share of Bengal	1,397	3,347	9,398	6,312	8,312	7,129	12,652	12,775	22,012	9,112
" Bombay	5,625,332	995,993	1,267,667	1,119,442	67,015	7,72,422	3,25,872	3,99,580	2,71,672	1,66,200
" Sind	384,987	26,926	7,537	230,227	119,141	96,877	24,224	8,242	46,422	76,442
" Madras	4,612	17,278	3,977	222	1,022	6,242	12,229	4,227	417	2,442
" Burma	192,152	12,455	1,512	865	619	27,212	4,056	4,427	1,796	1,000
TOTAL	2,122,980	1,122,159	1,389,297	1,267,140	190,676	8,16,507	3,81,301	4,21,427	4,42,225	2,46,200
OIL FUEL shipped for the use of steamers, etc., engaged in the foreign trade (a)—										
Share of Bengal	—	Gallons.	Gallons.	Gallons.	Gallons.	—	—	—	—	—
" Bombay	—	10,769,102	10,425,264	8,472,510	7,122,272	—	—	—	—	—
" Sind	—	1,441,659	620,232	1,066,294	422,271	—	—	—	—	—
" Madras	—	421,264	612,516	2,917,294	5,647,121	—	—	—	—	—
" Burma	—	62,526	..	222,292	22,221	—	—	—	—	—
TOTAL	—	12,735,922	11,519,112	14,276,229	14,189,293	—	—	—	—	—
OIL, Lubricating, shipped in aircrafts for consumption during the outward journey (b)—										
Share of Sind	—	—	—	Gallons.	Gallons.	—	—	—	—	—
" Burma	—	—	—	22	416	—	—	—	—	—
TOTAL	—	—	—	22	416	—	—	—	—	—
Oil-cloth and Floor-cloth (III. U)—										
TOTAL BRITISH EMPIRE	2,472	4,992	2,425	1,222	576	4,570	2,142	1,996	1,250	1
TOTAL FOREIGN COUNTRIES	1,422	2,422	2,229	2,222	1,227	1,220	1,010	1,900	2,227	1
Share of Bengal	2,002	2,122	..
" Bombay	4,272	2,472	5,722	1,422	1,222	5,220	2,022	2,222	1,422	1
" Sind	222	2	..	422	22	..
TOTAL	4,699	2,472	5,724	2,276	1,242	5,800	2,022	2,222	2,277	1
Paints and Colours (III. E)—										
United Kingdom (including Channel Islands)	4,741	2,629	476	51	192	67,222	22,522	20,522	2,709	1
Aden and Dependencies	142	277	22	29	42	12,222	14,022	2,222	2,022	2
Ceylon (excluding Maldives)	102	77	62	62	110	7,219	5,921	5,429	4,612	6
Straits Settlements	112	127	94	102	62	5,222	11,779	5,627	2,222	2
Kenya Colony	122	127	102	52	7	9,274	11,222	2,497	2,222	2
Other British Possessions	100	72	112	72	60	6,721	6,171	5,076	4,222	4
TOTAL BRITISH EMPIRE	5,224	4,422	892	272	421	1,02,229	1,02,272	49,224	22,227	22
Germany	1,020	6	1	9	74	12,997	1,122	202	1,720	4
Market Territory and Trucial Oman	24	62	51	59	70	5,722	6,429	5,222	6,029	2
Other Native States in Arabia	247	207	222	122	140	21,520	22,277	24,027	24,702	21
Iran	200	24	129	271	140	14,072	5,222	9,222	17,222	2
Portuguese East Africa	102	102	112	22	49	7,720	6,622	7,702	6,222	4
United States of America— Via Atlantic Coast	14	79	5	12	..	402	10,276	902	2,707	..
" Pacific "	2	10
Other Foreign Countries	442	129	222	142	170	9,022	6,222	6,222	5,709	4
TOTAL FOREIGN COUNTRIES	2,092	242	622	760	642	27,202	74,647	62,272	64,012	22

* Oil fuel shipped for the use of steamers, etc., is not re-exports in the ordinary acceptance of the term, and the value thereof is, accordingly, not included in these Accounts.
 (a) Separately recorded from 1931-32.
 (b) Separately recorded from September 1932.
 † Oil, lubricating, shipped in aircrafts, is not re-exports in the ordinary acceptance of the term, the value thereof is, accordingly, not included in these Accounts.

No. 12—continued

TITLES, AND COUNTRIES OF FINAL DESTINATION; ALSO SHARE OF EACH PROVINCE	QUANTITY					VALUE				
	1930-31	1931-32	1932-33	1933-34	1934-35	1930-31	1931-32	1932-33	1933-34	1934-35
	Cwts.	Cwts.	Cwts.	Cwts.	Cwts.	Rs.	Rs.	Rs.	Rs.	Rs.
Wool and Colours (III. E)— <i>continued</i>										
Share of Bengal . . .	5,843	3,918	222	169	163	82,378	73,535	13,437	12,912	3,997
" Bombay . . .	1,379	1,971	1,357	876	755	1,04,523	97,654	90,301	71,433	53,663
" Sind . . .	189	80	75	70	202	5,323	3,924	3,590	2,551	6,455
" Madras . . .	7	16	28	11	3	321	3,534	1,193	760	73
" Burma . . .	24	1	73	12	12	1,930	173	4,901	666	913
TOTAL	7,432	5,286	1,755	1,138	1,124	1,96,384	1,77,625	1,13,927	88,272	79,102
Paper and Pasteboard— PAPER—										
Printing paper (III. M)—										
TOTAL BRITISH EMPIRE	67	177	349	20	20	1,590	4,965	7,863	465	560
TOTAL FOREIGN COUNTRIES	10	..	9	43	8	242	..	102	870	120
Share of Bengal . . .	10	16	226	..	20	263	736	4,303	..	560
" Bombay . . .	51	161	132	63	3	1,430	4,229	3,162	1,335	120
" Sind . . .	6	140
TOTAL	67	177	358	63	28	1,832	4,965	7,965	1,335	680
Writing paper and Envelopes (III. M)—										
TOTAL BRITISH EMPIRE	—	—	—	—	—	14,630	7,935	8,662	8,791	4,902
Iran	—	—	—	—	—	2,115	6,456	7,809	16,531	7,060
Other Foreign Countries .	—	—	—	—	—	2,099	4,410	3,233	2,706	2,095
TOTAL FOREIGN COUNTRIES	—	—	—	—	—	4,214	10,866	11,092	19,047	9,155
Share of Bengal . . .	—	—	—	—	—	590	..	100
" Bombay . . .	—	—	—	—	—	19,169	17,031	17,661	27,093	13,807
" Sind . . .	—	—	—	—	—	965	1,310	1,993	836	310
" Madras . . .	—	—	—	—	—	..	10
" Burma . . .	—	—	—	—	—	1,350
TOTAL	—	—	—	—	—	22,844	18,851	19,754	27,838	14,117
Other kinds of paper (including paper manu- factures) (III. M)—										
United Kingdom (including Channel Islands)	23	54	90	35	61	1,160	1,102	9,415	2,053	2,501
Ceylon (excluding Maldives)	203	112	141	58	68	6,099	4,044	3,620	2,424	2,219
Kenya Colony . . .	100	86	66	33	35	5,705	1,636	1,915	1,397	726
Other British Possessions .	413	490	343	127	211	5,954	7,029	3,847	3,220	3,234
TOTAL BRITISH EMPIRE	739	692	640	253	365	18,918	13,921	18,797	9,104	7,710
TOTAL FOREIGN COUNTRIES	1,316	1,327	1,001	1,031	791	16,033	15,961	14,077	14,068	8,411

GENERAL EXPORTS

(784)

FOREIGN MERCHANDISE

No. 12—continued

ARTICLES, AND COUNTRIES OF FINAL DESTINATION; ALSO SHARE OF EACH PROVINCE	QUANTITY					VALUE				
	1930-31	1931-32	1932-33	1933-34	1934-35	1930-31	1931-32	1932-33	1933-34	1934-35
Paper and Pasteboard—continued						R	R	R	R	R
<i>Other kinds of paper (including paper manufactures) (III. M)—contd.</i>	Cwts.	Cwts.	Cwts.	Cwts.	Cwts.					
Share of Bengal	189	23	53	59	63	6,201	734	4,443	4,763	1,111
" Bombay	1,415	1,406	1,302	901	259	25,756	25,592	27,296	16,346	11,200
" Sind	322	340	275	337	228	2,116	1,801	1,556	2,169	1,400
" Madras	9	27	4	15	..	433	745	127	633	..
" Burma	63	22	9	3	1	1,215	1,093	50	722	..
TOTAL	2,055	1,919	1,641	1,315	1,156	24,951	29,362	28,474	23,172	15,111
Pasteboard, millboard and cardboard of all kinds (III. M)—	Cwts.	Cwts.	Cwts.	Cwts.	Cwts.					
TOTAL BRITISH EMPIRE	110	103	176	197	173	2,647	2,387	3,371	6,758	3,711
TOTAL FOREIGN COUNTRIES	81	274	267	47	30	2,325	3,614	2,851	410	711
Share of Bengal	7	..	32	275	..	700
" Bombay	129	229	435	140	119	6,090	4,661	6,947	3,929	1,400
" Sind	2	3	..	112	49	..
" Madras	26	..	101	47	..	1,229	..	6,169	1,791
TOTAL	191	376	443	244	209	5,172	6,001	6,322	7,193	4,451
Total value of Paper and Pasteboard	—	—	—	—	—	64,799	59,599	67,415	59,543	35,371
Perfumery (not being perfumed spirits) (III. U)—										
Aden and Dependencies	—	—	—	—	—	2,424	24,505	10,108	12,408	9,661
Ceylon (including Maldives)	—	—	—	—	—	7,906	7,405	3,247	5,225	4,500
Kanhar and Pamba	—	—	—	—	—	12,910	2,295	1,360	2,208	1,521
Other British Possessions	—	—	—	—	—	7,543	4,655	5,884	3,861	6,291
TOTAL BRITISH EMPIRE	—	—	—	—	—	26,783	39,165	21,199	24,297	22,152
France	—	—	—	—	—	4,408	750	15,095	3,000	..
Native States in Arabia other than Maskat Territory and Trucial Oman	—	—	—	—	—	3,105	5,495	3,045	3,423	1,211
Egypt	—	—	—	—	—	2,122	1,805	..	876	1,211
Other Foreign Countries	—	—	—	—	—	9,781	7,059	9,359	3,206	5,241
TOTAL FOREIGN COUNTRIES	—	—	—	—	—	19,426	15,909	27,499	9,905	9,463
Share of Bengal	—	—	—	—	—	3,424	2,275	1,663	145	1,211
" Bombay	—	—	—	—	—	48,526	51,734	46,224	31,221	29,000
" Sind	—	—	—	—	—	2,002	250	350	300	400
" Madras	—	—	—	—	—	2,201	..	351	1,438	511
" Burma	—	—	—	—	—
TOTAL	—	—	—	—	—	56,213	54,359	48,698	33,502	31,321
Pitch, Tar and Dammer (III. U)—	Cwts.	Cwts.	Cwts.	Cwts.	Cwts.					
TOTAL BRITISH EMPIRE	57	23	44	295	40	1,015	409	670	4,953	521
TOTAL FOREIGN COUNTRIES	572	351	299	359	298	4,642	4,190	2,803	2,898	2,261

No. 12—continued

ARTICLES, AND COUNTRIES OF FINAL DESTINATION; ALSO SHARE OF EACH PROVINCE	QUANTITY					VALUE				
	1930-31	1931-32	1932-33	1933-34	1934-35	1930-31	1931-32	1932-33	1933-34	1934-35
	Cwts.	Cwts.	Cwts.	Cwts.	Cwts.	£	£	£	£	£
Pitch, Tar and Dammer (III. U)—continued										
Share of Bengal	8	20
" Bombay . . .	599	361	368	607	308	5,397	4,399	2,936	7,527	2,675
" Sind . . .	28	28	72	47	28	240	300	519	317	197
" Madras . . .	2	2	20	16
TOTAL	629	380	348	654	338	5,657	4,599	3,475	7,854	2,891
Precious stones and pearls, unsel (II. B)—										
Bahrain Islands . . .	—	—	—	—	—	1,03,200	52,100	29,000	56,800	43,600
Other British Possessions . . .	—	—	—	—	—	1,080	5,566	17,000
TOTAL BRITISH EMPIRE	—	—	—	—	—	1,03,200	52,100	29,060	62,366	60,600
Belgium . . .	—	—	—	—	—	..	60,407
Mascat Territory and Trucial Oman . . .	—	—	—	—	—	32,700	33,000	74,100	66,000	78,483
Other Native States in Arabia . . .	—	—	—	—	—	67,000	84,000	5,000	15,000	10,100
Other Foreign Countries . . .	—	—	—	—	—	3,650	2,850	500	70	600
TOTAL FOREIGN COUNTRIES	—	—	—	—	—	1,03,350	1,30,257	79,600	81,670	89,183
Share of Bengal . . .	—	—	—	—	—	..	180	..	3,316	..
" Bombay . . .	—	—	—	—	—	2,66,150	1,61,000	1,08,660	1,16,450	94,850
" Sind . . .	—	—	—	—	—	400	21,207	..	25,270	64,832
TOTAL	—	—	—	—	—	2,65,550	1,82,287	1,08,660	1,44,036	1,49,682
Printing and Lithographing machinery and materials (excluding paper) (III. U)— United Kingdom (including Channel Islands)	—	—	—	—	—	60,755	1,02,431	84,049	24,640	27,460
Other British Possessions . . .	—	—	—	—	—	4,340	2,725	5,387	2,740	6,237
TOTAL BRITISH EMPIRE	—	—	—	—	—	61,101	1,05,156	89,436	27,380	33,697
Germany . . .	—	—	—	—	—	13,135	8,910	7,477	1,132	2,610
Italy (including Fiume) . . .	—	—	—	—	—	6,000
United States of America— Via Atlantic Coast . . .	—	—	—	—	—	985	3,275	901	1,800	10,695
Other Foreign Countries . . .	—	—	—	—	—	441	877	1,070	1,452	350
TOTAL FOREIGN COUNTRIES	—	—	—	—	—	13,561	13,062	9,448	4,384	19,064
Share of Bengal . . .	—	—	—	—	—	6,937	20,070	56,364	6,566	22,681
" Bombay . . .	—	—	—	—	—	41,134	92,029	27,520	14,036	21,030
" Sind . . .	—	—	—	—	—	6,175	3,400	10,635	3,438	1,375
" Madras . . .	—	—	—	—	—	20,266	3,029	4,054	1,928	8,020
" Burma . . .	—	—	—	—	—	50	720	305	4,266	265
TOTAL	—	—	—	—	—	74,602	1,18,248	98,884	31,764	53,861
Engravings, and Pictures (III. U)— United Kingdom (including Channel Islands)	—	—	—	—	—	50,409	37,685	26,047	37,398	17,520
Other British Possessions . . .	—	—	—	—	—	2,926	4,536	1,000	8,081	3,026
TOTAL BRITISH EMPIRE	—	—	—	—	—	53,335	42,221	28,007	45,479	20,546

GENERAL EXPORTS

(786)

FOREIGN MERCHANDISE

No. 12—continued

ARTICLES, AND COUNTRIES OF FINAL DESTINATION; ALSO SHARE OF EACH PROVINCE	QUANTITY					VALUE				
	1930-31	1931-32	1932-33	1933-34	1934-35	1930-31	1931-32	1932-33	1933-34	1934-35
Prints, Engravings and Pictures (III. U)—continued						R	R	R	R	R
France	—	—	—	—	—	28,400	100	505	60	1,240
United States of America— Via Atlantic Coast	—	—	—	—	—	15,875	1,332	4,105	3,022	11,000
" Pacific "	—	—	—	—	—	15
Other Foreign Countries	—	—	—	—	—	1,407	7,140	3,052	2,417	670
TOTAL FOREIGN COUNTRIES	—	—	—	—	—	45,697	8,072	7,662	5,499	2,000
Share of Bengal	—	—	—	—	—	12,947	4,306	310	980	3,260
" Bombay	—	—	—	—	—	71,313	22,300	25,550	40,930	27,200
" Sind	—	—	—	—	—	4,305	2,622	1,666	150	100
" Madras	—	—	—	—	—	8,337	7,303	7,075	3,333	350
" Burma	—	—	—	—	—	1,136	1,708	533	3,055	320
TOTAL	—	—	—	—	—	97,002	50,293	35,670	50,973	22,570
Provisions and Oilman's Stores (including fish and fruits and vegetables canned or bottled and confectionery) (L. E)—	Cwts.	Cwts.	Cwts.	Cwts.	Cwts.					
United Kingdom (including Channel Islands)	311	1,185	301	711	261	1,36,133	1,99,082	47,109	36,001	22,000
Bahrain Islands	173	352	54	23	122	2,750	7,013	1,371	2,020	2,771
Ceylon (excluding Maldives)	610	66	41	85	313	42,331	11,207	3,934	6,013	70,661
Straits Settlements	974	1,176	38	60	100	59,377	62,808	5,065	2,072	4,654
Hongkong	133	143	14	12,700	18,535	2,133	18	..
Kenya Colony	160	164	100	117	37	10,512	9,054	7,240	7,294	2,830
Commonwealth of Australia	10	1	..	47	76	970	40	14	5,675	6,104
Other British Possessions	237	133	93	70	37	6,022	7,772	6,031	1,720	2,034
TOTAL BRITISH EMPIRE	2,113	3,225	736	1,122	950	2,72,305	3,16,461	72,433	60,810	2,11,007
Norway	2	32	70	268	2,543	6,724
Denmark	13	1	5	114	104	2,010	200	410	5,431	7,694
Germany	7	9	53	..	12	1,062	860	7,507	13	1,141
Netherlands	103	306	103	165	53	12,406	21,606	10,093	11,319	3,310
Heakat Territory and Trucial Oman	401	120	144	104	133	13,366	2,252	3,303	3,374	2,323
Other Native States in Arabia	349	115	253	146	314	10,124	2,615	4,356	2,054	6,770
Iran	106	84	38	40	55	7,035	4,334	2,334	3,313	1,391
Java	134	8	..	9	6	7,320	375	..	600	247
Siam	43	85	..	1	6	1,900	22,260	..	40	1,695
Philippines	150	137	3,700	9,719
Japan	13	101	14	2	6	350	5,036	432	403	135
United States of America— Via Atlantic Coast	104	1	15	3	..	7,760	15
" Pacific "	13	436
Other Foreign Countries	263	240	174	125	110	14,903	16,055	9,417	5,730	7,639
TOTAL FOREIGN COUNTRIES	1,455	1,319	973	932	923	72,026	86,739	43,335	43,700	39,400
Share of Bengal	433	395	95	404	493	33,560	72,333	3,420	17,230	73,203
" Bombay	2,343	1,530	1,131	1,032	1,022	2,06,339	1,10,720	73,391	64,334	43,031
" Sind	334	136	107	322	227	24,314	37,031	13,137	19,116	16,343
" Madras	797	452	57	22	30	32,557	54,329	4,621	1,745	7,933
" Burma	301	1,331	259	303	43	33,371	1,25,337	16,449	11,313	4,505
TOTAL	4,568	4,444	1,709	2,054	1,673	3,51,231	4,03,200	1,21,313	1,04,519	1,50,603

No. 12—continued

ARTICLES, AND COUNTRIES OF FINAL DESTINATION; ALSO SHARE OF EACH PROVINCE	QUANTITY					VALUE				
	1980-81	1981-82	1982-83	1988-84	1984-85	1980-81	1981-82	1982-83	1983-84	1984-85
	lbs.	lbs.	lbs.	lbs.	lbs.	₹	₹	₹	₹	₹
Rubber -										
Raw	—	—	—	—	—
Manufactures (III.N)—										
United Kingdom (including Channel Islands)	—	—	—	—	—	2,88,869	2,04,185	19,967	17,217	11,889
Bahrain Islands	—	—	—	—	—	81,498	10,180	10,908	9,818	14,241
Ceylon (excluding Maldives)	—	—	—	—	—	1,22,944	1,52,387	81,712	61,868	1,03,688
Ftraits Settlements	—	—	—	—	—	72,936	68,688	7,918	2,181	4,467
Union of South Africa	—	—	—	—	—	15,769	1,895	3,700	742	5,089
Other British Possessions	—	—	—	—	—	6,529	1,751	9,427	1,466	3,726
TOTAL BRITISH EMPIRE	—	—	—	—	—	5,37,535	4,88,366	1,33,027	89,277	1,48,050
Sweden	—	—	—	—	—	18,441
Germany	—	—	—	—	—	17,975	2,386	2,154	1,040	449
Netherlands	—	—	—	—	—	18,589	..	200
Belgium	—	—	—	—	—	45,425	4,890	46,922	10	10
France	—	—	—	—	—	52,990	14,527	44,891	50	498
Italy (including Flume)	—	—	—	—	—	55,446	610	60,284	4,404	5
Switzerland	—	—	—	—	—	1,280
Iraq	—	—	—	—	—	12,18,168	14,18,949	5,98,641	10,285	15,094
Iran	—	—	—	—	—	7,20,618	7,42,341	2,62,145	24,887	41,622
Java	—	—	—	—	—	74,480	10,812	25,807	1,157	652
Siam	—	—	—	—	—	7,622
French Indo-China	—	—	—	—	—	6,777
China (exclusive of Hong- kong and Macao)	—	—	—	—	—	18,545	8,506	4,989	1,892	1,147
Japan	—	—	—	—	—	..	6,948	..	3,173	..
United States of America—										
Vid Atlantic Coast	—	—	—	—	—	2,00,531	1,879	1,88,848	50,205	938
" Pacific "	—	—	—	—	—	10,755	..	18,000
Other Foreign Countries	—	—	—	—	—	16,443	4,728	9,762	7,662	6,112
TOTAL FOREIGN COUNTRIES	—	—	—	—	—	24,26,866	22,15,526	13,24,727	1,14,515	68,728
Share of Bengal	—	—	—	—	—	54,551	13,228	42,086	4,196	7,984
" Bombay	—	—	—	—	—	2,46,939	1,31,434	1,96,778	1,08,745	1,00,177
" Sind	—	—	—	—	—	25,26,368	28,93,092	11,77,161	61,136	73,335
" Madras	—	—	—	—	—	1,26,569	1,61,415	37,815	20,213	24,469
" Burma	—	—	—	—	—	10,174	44,239	3,924	3,508	5,867
TOTAL	—	—	—	—	—	29,68,601	26,53,912	14,57,754	1,97,792	2,11,772
Salt (L.I.)—										
TOTAL BRITISH EMPIRE	87	..	1	9	7	681	52	80
TOTAL FOREIGN COUNTRIES	12	10
Share of Bengal	1	9	9	130	22	25
" Bombay	36	657
" Burma
TOTAL	87	..	1	9	7	681	64	90

GENERAL EXPORTS

FOREIGN MERCHANDISE

(788)

No. 12—continued

ARTICLES, AND COUNTRIES OF FINAL DESTINATION; ALSO SHARE OF EACH PROVINCE.	QUANTITY					VALUE				
	1930-31	1931-32	1932-33	1933-34	1934-35	1930-31	1931-32	1932-33	1933-34	1934-35
	Tons	Tons	Tons	Tons	Tons	Rs.	Rs.	"	Rs.	Rs.
Seeds (II. K)—										
Ceylon (excluding Maldives)	1	7	13	23	28	1,030	2,360	6,310	8,770	9,200
Straits Settlements	6	51	36	41	87	3,227	14,224	6,108	13,437	24,000
Other British Possessions	4	24	7	11	14	2,165	5,206	2,693	3,828	6,900
TOTAL BRITISH EMPIRE	11	82	46	76	124	6,541	21,990	15,111	26,039	41,100
Germany	40	24	42	1	..	17,451	4,987	12,750	1,030	..
France	39	3	18,352	331	..	436	..
Maskat Territory and Trucial Oman	2	5	23	9	..	900	1,898	11,073	2,811	..
Egypt	6	..	5	13	12	3,410	785	3,215	4,880	5,200
United States of America—										
Via Atlantic Coast	5	1	1	6,060	760	4,851
" Pacific "	952
Other Foreign Countries	1	5	11	8	4	1,157	631	2,632	1,005	6,220
TOTAL FOREIGN COUNTRIES	93	38	82	31	16	48,372	9,302	34,571	11,758	11,910
Share of Bengal	1	4,218	630	451	436	..
Bombay	103	115	122	106	140	49,762	29,176	48,821	36,905	42,400
Madras	1	834
Burma	..	5	1,478	..	450	..
TOTAL	104	130	128	106	140	54,013	31,282	49,682	37,791	53,110
Shells and Cowries (II. S)—										
United Kingdom (including Channel Islands)	23,340	1,797	27,456	2,320	8,620
Other British Possessions	80	1,042
TOTAL BRITISH EMPIRE	23,340	1,827	28,498	2,320	8,620
TOTAL FOREIGN COUNTRIES	1,780	840	567	..	100
Share of Bengal	272	..	25
Bombay	25,120	2,667	29,346	2,320	8,760
Burma	367
TOTAL	25,120	2,667	29,685	2,320	8,785
Soap (III. U) —										
	Cwts.	Cwts.	Cwts.	Cwts.	Cwts.					
Straits Settlements	192	..	230	596	14	3,094	10	3,888	10,230	1,227
Other British Possessions	169	118	37	398	408	6,468	5,617	2,312	10,565	8,440
TOTAL BRITISH EMPIRE	361	118	267	994	422	9,562	5,627	5,560	20,795	9,667
Maskat Territory and Trucial Oman	169	14	6	297	35	3,126	441	93	5,051	810
Iraq	5	2	52	223	421	1,050	300	1,235	5,560	9,090
Other Foreign Countries	137	65	27	175	78	6,225	3,223	3,322	6,170	6,012
TOTAL FOREIGN COUNTRIES	311	81	85	695	534	10,461	3,966	4,700	16,781	18,921
Share of Bengal	6	52	40	28	5	237	1,336	500	1,335	1,347
Bombay	210	36	24	771	392	10,624	4,960	3,697	22,090	20,168
Sind	195	34	37	184	40	3,795	1,704	3,171	1,953	3,122
Madras	13	27	..	75	19	1,160	1,663	80	1,172	1,447
Burma	243	..	191	616	..	4,200	30	2,802	10,328	6
TOTAL	673	190	352	1,034	656	20,023	9,593	10,230	37,576	25,583

No. 12—continued

ARTICLES, AND COUNTRIES OF FINAL DESTINATION; ALSO SHARE OF EACH PROVINCE	QUANTITY					VALUE				
	1930-31	1931-32	1932-33	1933-34	1934-35	1930-31	1931-32	1932-33	1933-34	1934-35
specimens illustrative of Natural Science (II. B)—						R	R	R	R	R
TOTAL BRITISH EMPIRE	—	—	—	—	—	1,004	26	1,331	400	1,415
Tunis	—	—	—	—	—	5,000
United States of America— Via Atlantic Coast	—	—	—	—	—	7,957	400	..	700	40
" Pacific "	—	—	—	—	—	250
Other Foreign Countries	—	—	—	—	—	1,000	394	350
TOTAL FOREIGN COUNTRIES	—	—	—	—	—	8,607	1,294	5,350	700	40
Share of Bengal	—	—	—	—	—	4,770	..	6,065	390	509
" Bombay	—	—	—	—	—	3,762	470	1,222	710	395
" Sind	—	—	—	—	—	100
" Madras	—	—	—	—	—	529	..	404
" Burma	—	—	—	—	—	210	549	60
TOTAL	—	—	—	—	—	9,611	1,819	6,681	1,100	1,455
pieces—										
Cardamoms (I. F)—										
Aden and Dependencies	5	6	21	48	7	1,050	920	3,425	2,400	672
Straits Settlements	60	14	8,846	2,000	..
Other British Possessions	10	10	75	3	47	4,271	1,728	9,584	000	4,965
TOTAL BRITISH EMPIRE	24	16	156	65	54	5,321	2,648	21,855	11,000	5,637
Native States in Arabia other than Maskat Territory and Trucial Oman	33	20	5,400	2,947	..
Iran	9	15	69	17	8	1,767	2,310	10,805	2,175	1,145
United States of America— Via Atlantic Coast	30	5,200
Other Foreign Countries	6	8	24	6	38	1,053	375	2,482	875	4,450
TOTAL FOREIGN COUNTRIES	45	18	126	43	46	8,040	2,685	18,187	5,997	5,598
Share of Bombay	60	34	273	108	100	12,590	6,333	39,236	16,997	11,235
" Sind	9	306
" Madras	9	771
TOTAL	69	34	282	108	100	13,361	5,333	40,042	16,997	11,235
Cassia Lignea (I. F)—										
TOTAL BRITISH EMPIRE	750	105	390	470	92	13,481	2,555	4,934	6,617	1,466
Maskat Territory and Trucial Oman	438	115	300	110	4	7,236	1,500	3,602	1,380	50
Other Native States in Arabia	334	35	160	98	107	5,913	740	2,101	1,872	1,462
Iran	1,016	316	1,031	402	164	39,450	4,478	12,231	4,777	1,933
Other Foreign Countries	935	441	921	372	110	16,565	6,621	11,031	4,668	2,267
TOTAL FOREIGN COUNTRIES	2,623	907	2,412	991	385	68,164	13,339	28,905	12,106	5,712
Share of Bombay	4,373	1,012	2,795	1,461	477	76,645	16,804	33,329	18,793	7,198
" Sind	7	70
TOTAL	4,373	1,012	2,802	1,461	477	76,645	16,804	33,809	18,723	7,198

GENERAL EXPORTS

(790)

FOREIGN MERCHANDISE

No. 12—continued

ARTICLES, AND COUNTRIES OF FINAL DESTINATION, ALSO SHARE OF EACH PROVINCE	QUANTITY					VALUE				
	1930-31	1931-32	1932-33	1933-34	1934-35	1930-31	1931-32	1932-33	1933-34	1934-35
Spices—continued										
<i>Cleves (I. F.)—</i>										
Aden and Dependencies . . .	Cwts. 180	Cwts. 8	Cwts. 71	Cwts. 88	Cwts. 70	R 6,964	R 145	R 2,828	R 3,184	R 1,576
Bahrain Islands . . .	27	133	354	92	83	1,910	9,403	22,095	4,827	2,075
Ceylon (excluding Maldives)	100	79	..	3	4	6,945	5,840	..	195	269
Straits Settlements . . .	1,397	12	8	..	64	90,341	770	495	..	388
Other British Possessions . .	255	88	92	132	35	6,672	1,625	2,220	2,800	1,012
TOTAL BRITISH EMPIRE	1,949	320	625	315	256	1,12,882	17,293	28,208	10,636	7,222
Native States in Arabia (other than Maskat Territory and Trucial Oman).	59	72	114	111	89	2,769	4,829	7,748	5,459	2,792
Iraq	24	72	158	48	2	1,690	2,770	2,930	2,170	182
Iran	31	23	127	35	25	1,392	1,753	5,637	1,905	1,026
Java	370	3	27,327	150
Egypt	104	6,200
Other Foreign Countries . . .	142	56	88	106	94	2,750	2,655	5,290	4,926	2,196
TOTAL FOREIGN COUNTRIES	646	227	591	300	211	43,428	14,157	33,820	14,460	4,196
Share of Bengal	271	20,627
" Bombay	2,224	648	1,114	616	487	1,25,823	31,269	61,993	24,296	18,446
" Sind	2	2	70	125
TOTAL	2,595	647	1,116	615	497	1,66,200	31,450	62,028	24,996	15,418
Resins (I. F.)—										
TOTAL BRITISH EMPIRE	132	47	15	25	47	7,300	2,820	510	715	1,242
Iran	127	39	4	..	15	12,822	2,195	271	..	428
United States of America— Via Atlantic Coast	152	14,000
Other Foreign Countries . . .	27	114	109	82	82	1,520	4,992	2,445	2,460	2,395
TOTAL FOREIGN COUNTRIES	216	153	113	82	97	29,402	7,197	2,716	2,460	2,395
Share of Bombay	448	200	122	106	144	26,792	10,927	4,226	3,122	4,294
" Sind	2	62	..
TOTAL	448	200	122	107	144	26,792	10,927	4,226	3,176	4,294
Other sorts (I. F.)—										
Palestine	Cwts. 122	Cwts. 221	Cwts. 277	Cwts. 407	Cwts. 21	R 9,981	R 12,930	R 14,210	R 12,270	R 857
Aden and Dependencies . . .	79	258	764	164	69	4,700	22,420	43,521	5,020	1,725
Bahrain Islands	127	45	288	209	110	9,127	2,075	21,424	7,125	1,222
Anglo-Egyptian Sudan	88	83	107	122	85	2,300	2,100	5,710	4,440	1,464
Other British Possessions . . .	288	105	170	126	77	17,522	4,660	9,198	7,408	1,822
TOTAL BRITISH EMPIRE	655	707	1,706	1,028	262	44,640	46,145	98,978	33,363	7,222
Turkey, European	216	587	58	12,522	28,222	1,600	..
" Asiatic	185	..	2	9,120	..	50
Syria	41	257	224	72	111	2,200	12,925	12,179	2,057	2,705
Maskat Territory and Trucial Oman	72	4	97	120	25	6,022	86	5,020	2,666	465
Other Native States in Arabia	144	123	522	271	20	10,427	6,570	25,715	10,245	550
Iraq	264	200	542	622	101	21,520	15,772	22,145	21,496	1,617
Iran	1,246	122	126	1,999	452	96,052	17,029	7,297	62,024	10,192
Egypt	220	292	692	1,222	21	25,722	20,042	25,004	41,014	492
Italian East Africa (Somal- land and Kistree)	150	..	170	86	52	12,765	..	8,090	2,745	1,700
Other Foreign Countries . . .	28	62	72	62	2	2,225	2,022	2,700	2,072	42
TOTAL FOREIGN COUNTRIES	2,427	1,642	3,295	4,574	722	1,77,629	29,122	1,64,152	1,46,960	17,720

No. 12—continued

ARTICLES, AND COUNTRIES OF FINAL DESTINATION; ALSO SHARE OF EACH PROVINCE	QUANTITY					VALUE				
	1930-31	1931-32	1932-33	1933-34	1934-35	1930-31	1931-32	1932-33	1933-34	1934-35
	Cwts.	Cwts.	Cwts.	Cwts.	Cwts.	R	R	R	R	R
Spices—continued										
<i>Other sorts (I. F.)—continued</i>										
Share of Bengal	22	370
" Bombay	2,927	2,361	4,966	5,598	1,134	2,16,268	1,34,233	2,67,697	1,80,066	24,731
" Sind	4	10	35	16	16	87	216	433	268	337
" Madras	161	5,974
" Burma	17	398
TOTAL	3,082	2,410	5,001	5,612	1,160	2,22,329	1,35,267	2,68,130	1,80,323	25,018
Total Spices—	Cwts.	Cwts.	Cwts.	Cwts.	Cwts.					
United Kingdom (including Channel Islands)	1	..	82	..	46	50	10	5,508	..	4,816
Palestine	215	239	506	595	78	12,166	14,355	17,223	15,193	1,387
Aden and Dependencies	266	416	860	900	147	12,814	24,085	49,434	15,604	4,052
Bahrain Islands	243	180	781	801	221	16,056	12,513	45,476	11,052	6,337
Ceylon (excluding Maldives)	281	107	24	15	5	12,985	6,890	309	480	295
Straits Settlements	1,446	23	70	14	64	93,506	1,370	9,381	2,000	805
Hongkong	230	82	10	108	3	5,748	1,170	821	2,325	53
Zanzibar and Pemba	84	63	85	45	34	6,045	4,452	5,457	1,525	1,215
Kenya Colony	64	45	87	71	22	5,000	2,511	4,795	2,528	420
Tanganyika Territory	92	30	16	156	17	5,324	1,475	890	3,415	461
Anglo-Egyptian Sudan	569	39	258	293	131	12,915	2,190	9,745	6,531	2,250
Other British Possessions	19	31	10	17	48	965	945	446	725	1,054
TOTAL BRITISH EMPIRE	3,510	1,255	2,792	1,918	311	1,33,674	71,471	1,49,485	92,231	23,094
Turkey, European	36	216	686	53	..	525	12,538	29,777	1,600	..
Turkey, Asiatic	185	..	2	9,180	..	50
Syria	252	324	600	193	135	8,015	16,337	17,967	4,582	5,665
Muscat Territory and Trucial Oman	546	148	451	292	36	16,233	3,306	12,316	3,256	2,640
Other Native States in Arabia	544	233	855	502	216	20,499	12,514	41,769	20,033	5,304
Iraq	604	436	977	933	113	29,478	21,543	40,648	25,790	1,997
Iran	2,439	675	1,417	2,453	665	1,47,069	27,825	86,391	70,921	14,690
Java	870	8	14	27,327	230	850
Egypt	581	692	1,054	1,294	21	29,022	24,553	44,049	41,764	495
Italian East Africa (Somaliland and Britrea)	274	44	195	123	149	17,070	1,255	3,363	3,372	4,529
United States of America— Via Atlantic Coast	133	19,200
Other Foreign Countries	229	117	223	147	90	7,285	5,349	6,535	5,110	3,973
TOTAL FOREIGN COUNTRIES	7,057	2,943	6,537	5,900	1,527	3,21,723	1,26,500	2,43,840	1,81,983	40,043
Share of Bengal	271	22	29,627	370
" Bombay	10,133	4,152	9,276	7,837	2,322	4,77,333	1,96,217	3,96,391	2,43,213	32,900
" Sind	4	12	52	16	16	87	236	1,434	301	337
" Madras	160	6,745
" Burma	17	398
TOTAL	10,507	4,208	9,329	7,903	2,338	5,05,297	1,97,971	3,98,325	2,44,214	63,137
Stationery (excluding paper) (III. M)—										
United Kingdom (including Channel Islands)	19,264	5,840	43,130	5,995	10,174
Aden and Dependencies	3,510	5,098	1,376	1,225	7,690
Bahrain Islands	4,570	5,294	3,059	4,241	2,585
Ceylon (excluding Maldives)	12,833	7,039	7,090	10,052	8,577

GENERAL EXPORTS

(792)

FOREIGN MERCHANDISE

No. 12—continued

ARTICLES, AND COUNTRIES OF FINAL DESTINATION; ALSO SHARE OF EACH PROVINCE	QUANTITY					VALUE				
	1930-31	1931-32	1932-33	1933-34	1934-35	1930-31	1931-32	1932-33	1933-34	1934-35
Stationery (excluding paper) (III. B)—contd.						R	R	R	"	R
Straits Settlements	—	—	—	—	—	2,278	4,287	1,501	5,000	3,001
Zanzibar and Pemba	—	—	—	—	—	2,434	2,010	3,185	2,848	5,505
Kenya Colony	—	—	—	—	—	12,604	15,106	15,382	8,098	17,252
Tanganyika Territory	—	—	—	—	—	7,021	2,523	1,096	1,037	550
Other British Possessions	—	—	—	—	—	2,992	2,812	4,980	2,821	2,097
TOTAL BRITISH EMPIRE	—	—	—	—	—	66,605	61,067	30,750	42,277	60,228
Iraq	—	—	—	—	—	6,518	2,718	2,502	2,724	2,200
Iran	—	—	—	—	—	16,008	12,942	11,416	7,537	2,600
Egypt	—	—	—	—	—	1,051	2,422	80	1,700	64
Portuguese East Africa	—	—	—	—	—	10,621	12,257	6,799	6,222	7,422
United States of America— Via Atlantic Coast	—	—	—	—	—	2,594	15,766	645	—	—
Other Foreign Countries	—	—	—	—	—	12,912	12,961	7,020	15,622	12,252
TOTAL FOREIGN COUNTRIES	—	—	—	—	—	50,510	66,770	29,422	24,222	30,097
Share of Bengal	—	—	—	—	—	15,736	19,202	2,202	12,273	5,202
" Bombay	—	—	—	—	—	27,122	72,204	22,200	60,001	74,222
" Sind	—	—	—	—	—	7,122	5,222	2,222	2,222	7,222
" Madras	—	—	—	—	—	1,222	2,422	222	—	2,222
" Burma	—	—	—	—	—	2,422	4,522	1,222	222	222
TOTAL	—	—	—	—	—	1,16,116	1,17,837	1,10,165	72,009	91,227
Stone and Marble (II. B)—	Tons	Tons	Tons	Tons	Tons					
TOTAL BRITISH EMPIRE	9	27	2	1	5	4,024	2,720	1,250	222	2,045
Iraq	10	2	1	2	2	6,222	600	220	1,250	650
Other Foreign Countries	1	3	4	..	1	122	220	1,010	12	240
TOTAL FOREIGN COUNTRIES	11	5	5	2	4	6,461	1,120	1,230	1,262	290
Share of Bengal	..	22	2	..	2	10	1,220	1,222	120	1,222
" Bombay	20	7	2	2	0	10,222	2,222	1,772	2,022	2,222
" Burma	1	..	1	22	..	70	..	172
TOTAL	20	22	7	2	0	10,425	2,020	2,180	2,122	2,222
Sugar—										
Sugar, 25 Dutch Standard and above (I. C.)	Tons	Tons	Tons	Tons	Tons					
Aden and Dependencies	75	75	7	9	6	2,222	2,000	222	1,000	1,120
Bahrain Islands	220	1,772	2,094	621	1,212	22,005	2,22,222	2,22,122	1,22,222	2,12,222
Ceylon (excluding Maldives)	200	125	..	22	15	22,000	12,000
Straits Settlements	146	21	1	15,500
Zanzibar and Pemba	1,019	240	112	2	1,44,224	2,22,222	42,222	24,222	200
Kenya Colony	222	22	17	..	2	20,222	7,222	2,220	200	270
Tanganyika Territory	411	72	22,727	17,222	22
Seychelles	211	222	44	24	12	41,222	42,222	10,122	4,222	2,000
Other British Possessions	1	1	2	..	2	222	122	210	..	222
TOTAL BRITISH EMPIRE	1,220	2,207	2,514	607	1,510	4,02,222	5,22,220	2,11,705	1,72,220	2,21,220

No. 12—continued

ARTICLES, AND COUNTRIES OF FINAL DESTINATION; ALSO SHARE OF EACH PROVINCE.	QUANTITY					VALUE				
	1930-31	1931-32	1932-33	1933-34	1934-35	1930-31	1931-32	1932-33	1933-34	1934-35
Sugar—continued						R	R	R	R	R
<i>Sugar, 23 Dutch Standard and above (I. G.)—continued</i>	Tons	Tons	Tons	Tons	Tons					
Maskat Territory and Trucial Oman	849	880	1,130	1,306	781	47,867	1,28,284	1,39,225	3,52,333	1,91,044
Other Native States in Arabia	121	406	311	95	..	24,192	49,667	39,356	19,757	24
Iraq	239	490	36	105	24	48,767	1,26,817	4,150	16,630	3,500
Iran	605	616	..	488	252	1,12,878	1,81,776	80	85,075	54,220
Italian East Africa (Somali- land and Eritrea)	70	2	39	47	26	11,020	200	4,680	11,340	7,286
Other Foreign Countries	28	24	6	..	1	7,498	6,080	1,151	268	185
TOTAL FOREIGN COUNTRIES	1,412	2,418	1,522	2,181	1,084	2,52,222	4,92,624	1,88,592	4,85,808	2,57,068
<i>Share of Bengal</i>	30
.. <i>Bombay</i>	2,508	2,792	549	1,139	824	5,33,724	6,84,906	81,566	1,92,939	1,33,704
.. <i>Sind</i>	843	2,833	3,437	1,866	1,770	1,16,809	3,41,608	4,18,731	4,68,910	4,75,090
TOTAL	3,361	5,025	4,038	2,998	2,594	6,55,553	10,26,514	5,00,297	6,61,849	6,08,834
<i>Sugar below 23 Dutch Stan- dard but not below 16 Dutch Standard (I. G.)—</i>	Tons	Tons	Tons	Tons	Tons					
TOTAL BRITISH EMPIRE	7	2,230	..	30
TOTAL FOREIGN COUNTRIES	13	2	2,188	200
<i>Share of Bengal</i>	30
.. <i>Bombay</i>	7	2,230
.. <i>Sind</i>	18	2	2,188	200
TOTAL	18	2	7	2,188	200	2,230	..	30
<i>Sugar, 15 Dutch Standard and below (I. G.)—</i>	Tons	Tons	Tons	Tons	Tons					
Hongkong	75	..
United States of America— Via Atlantic Coast	8,528	63,678	..
Other Foreign Countries	10	900
TOTAL FOREIGN COUNTRIES	8,528	10	63,678	900
<i>Share of Bengal</i>	8,528	63,678	..
.. <i>Bombay</i>	10	75	900
TOTAL	8,528	10	63,753	900
Total Sugar—	Tons	Tons	Tons	Tons	Tons					
Adan and Dependencies	75	75	7	9	6	8,908	9,060	825	1,000	1,120
Bahrain Islands	220	1,772	2,094	521	1,212	38,005	2,24,397	2,53,167	1,23,395	3,16,548
Ceylon (excluding Maldives)	200	125	20	56	15	23,000	13,000
Straits Settlements	146	21	1	16,500
Zanzibar and Pemba	638	1,019	356	113	3	1,44,924	2,26,995	45,541	24,875	300
Kenya Colony	383	32	17	..	3	80,955	7,038	3,250	200	870
Tanganyika Territory	411	72	88,767	17,514	66
Seychelles	211	236	44	24	18	41,321	49,733	10,150	4,275	2,090
Other British Possessions	1	1	3	..	2	371	158	910	76	418
TOTAL BRITISH EMPIRE	1,939	3,207	2,521	807	1,510	4,03,331	5,88,890	3,13,935	1,76,621	3,51,846

GENERAL EXPORTS

(794)

FOREIGN MERCHANDISE

No. 12—continued

ARTICLES, AND COUNTRIES OF FINAL DESTINATION; ALSO SHARE OF EACH PROVINCE	QUANTITY					VALUE				
	1930-31	1931-32	1932-33	1933-34	1934-35	1930-31	1931-32	1932-33	1933-34	1934-35
Sugar—continued										
Total Sugar—continued	Tons	Tons	Tons	Tons	Tons	R	R	R	R	R
Market Territory and Trucial Oman	302	832	1,130	1,396	781	50,055	1,28,484	1,32,225	3,52,383	1,91,940
Other Native States in Arabia	121	408	311	95	10	24,102	49,667	39,356	19,757	924
Iraq	239	490	30	105	24	48,707	1,26,817	4,150	16,530	3,500
Iran	605	616	..	488	262	1,12,878	1,81,776	30	85,076	54,229
Italian East Africa (Somaliland and Eritrea)	70	2	39	47	20	11,020	200	4,680	11,340	7,236
United States of America— Via Atlantic Coast	3,528	63,078	..
Other Foreign Countries	28	24	6	..	1	7,498	5,880	1,151	268	185
TOTAL FOREIGN COUNTRIES	1,425	2,420	1,522	10,659	1,094	2,54,410	4,92,924	1,88,592	5,48,081	2,57,069
Share of Bengal	3,528	..	20	63,078	..
" Bombay	2,608	2,792	658	1,132	334	5,21,784	6,24,906	32,795	1,93,014	12,24,724
" Sind	366	2,325	2,467	1,366	1,770	1,18,997	2,41,808	4,15,721	4,68,910	4,78,299
TOTAL	2,934	5,627	4,048	11,526	2,604	6,57,761	10,26,714	5,02,527	7,25,602	6,09,814
Tea—										
Black (L. E.)—	Lbs.	Lbs.	Lbs.	Lbs.	Lbs.					
Zanzibar and Pemba	9,911	5,000
Other British Possessions	85	152	560	2,974	217	100	239	512	1,370	141
TOTAL BRITISH EMPIRE	85	10,063	560	2,974	217	100	5,239	512	1,370	141
Market Territory and Trucial Oman	2,222	1,569	14,424	4,818	..	1,825	1,072	10,270	2,116
Iraq	10,770	4,224	5,881	3,942	20	7,904	2,350	4,102	2,075	15
Other Foreign Countries	2,778	3,530	278	1,538	..	2,114	6,448	215	1,120	..
TOTAL FOREIGN COUNTRIES	12,548	14,986	7,668	19,899	4,838	10,018	10,163	5,389	14,465	3,171
Share of Bombay	12,522	24,061	5,232	9,510	46	10,073	14,261	4,152	6,221	28
" Sind	222	1,979	12,262	4,212	..	1,113	1,374	9,554	2,152
" Burma	40	50	426	..	192	46	22	270	..	120
TOTAL	15,633	25,049	8,228	22,872	5,055	10,118	16,402	5,902	16,836	3,319
Green (L. E.)—	Lbs.	Lbs.	Lbs.	Lbs.	Lbs.					
TOTAL BRITISH EMPIRE	..	4	618	..	100	..	12	700	..	106
Japan	49,550	..	4	3,502	..	8
Other Foreign Countries	1,350	620	704	5,448	6,292	1,580	690	648	2,545	3,080
TOTAL FOREIGN COUNTRIES	50,900	620	708	5,448	6,292	10,032	690	648	2,545	3,080
Share of Bengal	49,550	3,502
" Bombay	1,350	620	1,322	5,448	6,292	1,530	690	1,240	2,545	3,136
" Sind	4	4	12	8
TOTAL	50,900	624	1,326	5,448	6,292	10,032	702	1,248	2,545	3,136
Total Tea—	Lbs.	Lbs.	Lbs.	Lbs.	Lbs.					
Zanzibar and Pemba	9,911	5,000
Other British Possessions	85	152	178	2,974	317	100	251	1,212	1,370	247
TOTAL BRITISH EMPIRE	85	10,067	1,178	2,974	317	100	5,251	1,212	1,370	247

No. 12—continued

ARTICLES, AND COUNTRIES OF FINAL DESTINATION; ALSO SHARE OF EACH PROVINCE	QUANTITY					VALUE				
	1930-31	1931-32	1932-33	1933-34	1934-35	1930-31	1931-32	1932-33	1933-34	1934-35
Tee—continued										
Total Tee—continued	Lbs.	Lbs.	Lbs.	Lbs.	Lbs.	R	R	R	R	R
Maskat Territory and Trucial Oman	2,282	1,559	14,424	4,818	..	1,325	1,072	10,270	3,156
Iran	10,770	4,224	5,831	8,987	5,000	7,902	2,890	4,102	5,195	1,975
Japan	49,550	..	4	8,502	..	8
Other Foreign Countries	4,128	9,150	982	1,951	1,312	3,644	7,138	855	1,545	1,070
TOTAL FOREIGN COUNTRIES	64,448	15,606	8,376	25,342	11,130	20,050	10,853	6,037	17,010	6,201
Share of Bengal	49,550	8,502
" Bombay	14,948	24,681	7,164	14,953	6,437	11,803	14,951	5,498	8,836	3,172
" Sind	942	1,974	13,363	4,818	..	1,125	1,382	9,554	3,158
" Burma	40	50	426	..	192	45	22	370	..	120
TOTAL	64,538	25,873	9,554	28,316	11,447	20,150	16,104	7,250	18,389	6,448
Textiles—										
Cotton—										
RAW (II. B)—	Tons	Tons	Tons	Tons	Tons					
United Kingdom (including Channel Islands)	21	27	61	330	42	24,908	24,525	38,441	2,10,527	31,810
Ceylon (excluding Maldives)	31	136	4	4	..	32,000	1,45,600	2,500	5,000	..
Other British Possessions	20	112	16
TOTAL BRITISH EMPIRE	52	163	65	334	42	56,908	1,70,125	40,961	2,16,639	31,825
Germany	248	77	393	..	150	1,51,378	42,400
Belgium	16	6,400
France	5	24	9,000	14,600
Spain	28	15,330
Italy (including Fiume)	19	66	..	33,300	37,650	..
Japan	18	..	53	243	570	15,260	55	48,045	2,04,151	8,76,090
Other Foreign Countries	1	40	30	185
TOTAL FOREIGN COUNTRIES	42	..	53	557	716	57,933	85	48,195	3,93,179	4,55,005
Share of Bombay	24	163	118	521	630	1,14,503	1,70,210	39,156	3,86,803	4,15,505
" Sind	370	128	333	2,22,616	70,795
TOTAL	94	163	118	891	758	1,14,836	1,70,210	39,156	6,08,818	4,86,300
Wool and yarn (III. F)—										
United Kingdom (including Channel Islands)	Lbs.	Lbs.	Lbs.	Lbs.	Lbs.					
Aden and Dependencies	19,700	5,000	20,300	8,900	23,600	15,135	4,360	18,400	7,350	19,345
Palestine	3,200	6,800	8,600	2,635	5,240	7,779
Ceylon (excluding Maldives)	9,470	7,060	7,960	8,512	9,162	8,877	6,555	7,577	7,269	7,415
Other British Possessions	824	1,438	900	1,158	2,300	1,662	1,600	1,050	1,221	3,125
TOTAL BRITISH EMPIRE	26,994	14,044	70,335	25,418	44,262	28,004	13,857	49,478	21,117	38,311
Turkey, Asiatic	600	..	53,900	820	..	34,405
Syria	10,200	1,500	50,400	58,100	39,100	16,770	2,400	33,270	34,275	26,475
Maskat Territory and Trucial Oman	41,751	17,600	14,920	47,533	57,138	38,170	12,295	8,785	33,942	34,673
Iraq	10,000	25,772	3,600	8,100	17,000	11,735	27,148	8,050	7,160	14,250
Iran	289,091	450,781	1,220,200	390,500	84,600	2,61,658	3,88,454	8,50,734	2,78,666	67,560
Japan	8,823	5,127
Egypt	900	604	26,700	15,700	18,600	990	2,800	22,175	15,109	17,190
French Somaliland	31,316	16,300	19,300	17,900	20,000	37,990	11,775	15,740	14,055	16,300
Other Foreign Countries	2,900	..	2,529	4,300	4,900	4,025	..	2,450	3,696	5,775
TOTAL FOREIGN COUNTRIES	386,158	512,557	1,338,749	542,138	804,061	3,71,338	4,44,872	9,37,024	3,91,896	2,21,755

GENERAL EXPORTS

796

FOREIGN MERCHANDISE

No. 12—continued

ARTICLES, AND COUNTRIES OF FINAL DESTINATION; ALSO SHARE OF EACH PROVINCE	QUANTITY					VALUE				
	1930-31	1931-32	1932-33	1933-34	1934-35	1930-31	1931-32	1932-33	1933-34	1934-35
Textiles—continued										
Cotton—continued										
Twists and Yarn (III. P)—continued	Lbs.	Lbs.	Lbs.	Lbs.	Lbs.					
Share of Bengal	500	..	2,523	608	..	1,417
.. Bombay	419,189	527,318	1,371,109	664,501	332,463	3,96,867	4,58,567	9,61,686	4,10,570	2,64,223
.. Sind	12,322	4,226
.. Madras	1,000	267	27,475	1,430	142	24,213
.. Burma	200	2,050	..	1,300	2,442	..
TOTAL	419,189	527,585	1,409,084	667,551	348,823	3,99,837	4,58,729	9,86,502	4,13,013	2,69,066
MANUFACTURES—										
Cowries (III. P)—	Yards	Yards	Yards	Yards	Yards					
TOTAL BRITISH EMPIRE	724	166	210	19	1,460	772	217	921	29	922
TOTAL FOREIGN COUNTRIES	600	..	1,076	17	25	420	..	1,176	25	50
Share of Bengal	324	168	225	..	1,420	422	217	910	..	922
.. Bombay	160	..	751	36	40	340	..	906	24	16
.. Sind	600	..	240	..	25	420	..	296	..	50
TOTAL	1,324	166	1,266	36	1,485	1,192	217	2,111	54	938
Handkerchiefs and Shawls in the piece (III. P)—	No.	No.	No.	No.	No.					
Bahrain Islands	8,400	6,249
Other British Possessions	2,688	328	2,196	7,212	25,528	980	253	970	1,508	4,226
TOTAL BRITISH EMPIRE	2,688	328	2,196	16,212	25,528	980	253	970	7,857	4,226
Iraq	18,000	10,800	22,616	1,075	1,620	13,568	..
Other Foreign Countries	2,060	600	..	2,922	..	900	500	..	900
TOTAL FOREIGN COUNTRIES	400	21,060	11,400	22,616	2,922	1,000	2,575	2,120	13,568	900
Share of Bengal	60	100	..	119	22
.. Bombay	2,016	21,328	12,596	27,634	28,340	2,560	2,709	3,090	20,927	5,169
.. Madras	1,200	498	..
.. Burma	72	20
TOTAL	2,088	21,388	12,596	28,834	28,450	2,580	2,828	3,000	21,425	5,185
History (III. P)—										
Aden and Dependencies	5,920	1,006	2,270	3,720	3,050
Bahrain Islands	4,955	2,065	8,025	3,121	8,728
Kenya Colony	7,915	12,206	12,425	9,060	3,675
Tanganyika Territory	6,475	2,200	1,150	2,400	200
Other British Possessions	9,561	4,020	3,620	4,805	5,553
TOTAL BRITISH EMPIRE	24,866	22,501	22,519	23,206	24,706

No. 12—continued

ARTICLES, AND COUNTRIES OF FINAL DESTINATION; ALSO SHARE OF EACH PROVINCE	QUANTITY					VALUE				
	1930-31	1931-32	1932-33	1933-34	1934-35	1930-31	1931-32	1932-33	1933-34	1934-35
Textiles—continued						R	R	R	R	R
Cotton—continued										
MANUFACTURES—continued										
<i>Hostery (III. P)—continued</i>										
Market Territory and Trucial Oman	—	—	—	—	—	7,149	6,509	2,605	3,425	10,235
Other Native States in Arabia	—	—	—	—	—	5,280	1,300	3,255	2,491	5,877
Iraq	—	—	—	—	—	1,985	9,970	3,597	755	1,373
Iran	—	—	—	—	—	6,151	1,242	..	1,76	554
Japan	—	—	—	—	—	625	..	130	150	5,606
Portuguese East Africa	—	—	—	—	—	8,080	4,985	4,730	2,870	1,153
Other Foreign Countries	—	—	—	—	—	5,273	3,200	2,147	475	5,217
TOTAL FOREIGN COUNTRIES	—	—	—	—	—	34,548	27,206	16,464	11,281	30,016
<i>Share of Bengal</i>	—	—	—	—	—	801	635	3,407
" Bombay	—	—	—	—	—	62,046	45,323	30,376	29,343	36,611
" Sind	—	—	—	—	—	2,835	3,393	1,847	3,044	11,442
" Madras	—	—	—	—	—	529	2,947
" Burma	—	—	—	—	—	3,147	1,360	200	1,500	314
TOTAL	—	—	—	—	—	69,408	50,711	38,983	34,487	54,721
<i>Lace and patent net (III. P)—</i>	Yards	Yards	Yards	Yards	Yards					
TOTAL BRITISH EMPIRE	1,208	1,285	..
<i>Share of Bombay</i>	1,208	1,285	..
Piece goods—										
Groy (unbleached) (III. P)—	Yards	Yards	Yards	Yards	Yards					
Aden and Dependencies	605,050	526,922	76,366	463,612	200,700	1,35,930	1,17,450	16,631	77,386	43,105
Bahrain Islands	815,550	518,073	405,302	144,498	51,325	85,822	1,11,780	86,077	88,556	12,875
Ceylon (excluding Maldives)	105,756	23,852	320,821	530,724	597,290	31,074	6,611	84,409	1,14,347	1,32,878
Straits Settlements	22,690	46,800	17,142	5,600	11,126	6,177	12,392	11,716	1,258	2,218
Zanzibar and Pemba	13,600	18,800	8,400	47,300	37,400	4,050	7,147	3,015	15,405	15,485
Kenya Colony	418,631	290,945	156,100	59,503	29,291	87,032	69,771	38,035	15,927	11,325
Tanganyika Territory	38,400	55,300	55,700	80,300	144,524	11,660	15,135	16,775	23,135	47,505
Anglo-Egyptian Sudan	24,224	145,100	52,600	338,957	414,425	7,280	27,580	12,350	70,099	90,450
Seychelles	58,724	71,212	65,600	49,500	3,500	14,766	15,615	15,610	12,850	985
Other British Possessions	33,869	30,117	2,000	998	26,180	3,458	8,943	400	634	3,884
TOTAL BRITISH EMPIRE	1,636,494	1,733,212	1,160,031	1,731,687	1,516,261	3,93,249	3,92,404	2,84,018	3,09,596	3,80,360
Market Territory and Trucial Oman	332,200	314,359	536,786	804,463	552,922	78,704	60,220	1,19,274	2,05,217	1,38,259
Other Native States in Arabia	195,017	242,156	185,941	422,365	221,300	41,033	32,213	29,305	85,313	45,577
Iraq	4,789,480	2,773,100	2,979,400	1,443,800	1,207,700	11,42,864	6,82,857	6,89,218	3,52,320	3,06,200
Iran	489,850	156,717	244,704	81,030	..	1,11,014	49,637	56,770	16,078	..
Japan	4,110	19,038	1,838	1,064	9,728	605
Egypt	59,400	..	500	12,450	..	120	..
Portuguese East Africa	151,729	62,980	184,052	47,370	110,375	45,595	15,550	37,430	10,956	26,645
French Somaliland	40,500	45,000	10,500	8,800	..
Other Foreign Countries	10,563	2,160	1,147	..	5,000	3,821	875	914	..	1,600
TOTAL FOREIGN COUNTRIES	5,924,149	3,510,372	4,143,130	2,864,167	2,109,835	14,22,945	8,03,863	9,43,406	6,27,232	5,14,886

GENERAL EXPORTS

FOREIGN MERCHANDISE

(798)

No. 12—continued

ARTICLES, AND COUNTRIES OF FINAL DESTINATION; ALSO SHARE OF EACH PROVINCE	QUANTITY					VALUE				
	1930-31	1931-32	1932-33	1933-34	1934-35	1930-31	1931-32	1932-33	1933-34	1934-35
Text et—continued										
COTTON—continued										
MANUFACTURES—continued										
Piece-goods—continued										
Grey (unbleached) (III. P)— continued	Yards	Yards	Yards	Yards	Yards					
Share of Bengal	7,799	11,395	1,747	19,038	98	1,558	4,010	1,064	9,728	
" Bombay	7,494,520	5,251,850	5,265,357	4,480,916	8,538,710	27,99,375	11,72,168	12,08,357	10,26,015	8,57,41
" Sind	11,900	6,320	1,898	59,306	59,080	3,029	1,560	275	19,327	12,54
" Madras	47,124	74,519	44,151	5,000	37,203	12,641	18,544	17,328	1,258	5,572
TOTAL	7,560,643	5,344,084	5,303,101	4,535,851	8,026,096	18,17,194	11,96,267	12,27,424	10,56,828	8,75,246
White (bleached) (III. P)—	Yards	Yards	Yards	Yards	Yards					
United Kingdom (including Channel Islands)	12,015	21,012	2,760	9,282	44,927	9,294	7,443	690	2,405	10,480
Aden and Dependencies	66,957	16,504	73,612	120,211	44,718	24,550	4,205	16,200	30,112	19,419
Bahrain Islands	205,571	371,253	422,642	250,109	218,896	81,274	25,112	58,561	57,414	42,991
Ceylon (excluding Maldives)	214,500	56,358	172,440	797,945	422,011	85,656	16,649	41,787	1,58,529	1,10,668
Straits Settlements	100,806	121,753	27,068	51,128	38,036	52,658	48,098	6,085	19,965	7,597
Zanzibar and Pemba	65,484	17,753	7,744	3,825	12,663	22,870	6,035	2,775	870	3,000
Kenya Colony	35,927	119,975	23,193	133,007	147,468	14,160	22,715	8,900	29,635	44,844
Tanganyika Territory	2,957	40,031	9,586	..	3,472	1,075	8,150	1,250	..	1,071
Anglo-Egyptian Sudan	10,000	280,426	27,540	1,395	66,505	14,265
Seychelles	21,412	15,777	51,231	21,000	51,563	12,495	5,060	12,250	4,220	12,175
Other British Possessions	21,649	30,292	19,116	..	14,726	7,433	10,471	5,270	..	4,222
TOTAL BRITISH EMPIRE	257,234	310,706	319,392	1,636,992	1,084,030	3,18,497	2,23,958	1,85,853	3,91,755	2,71,636
Market Territory and Trucial Oman	263,934	534,096	369,110	452,810	417,187	96,407	1,12,338	77,062	99,571	77,666
Other Native States in Arabia	211,052	89,946	194,550	197,220	54,912	51,453	20,002	26,222	37,724	11,490
Iraq	850,459	375,418	966,167	1,302,402	265,666	1,83,266	79,935	1,20,067	2,70,655	52,796
Iran	729,874	707,514	1,185,531	2,587,114	423,084	2,26,686	1,63,799	2,53,561	5,53,879	81,765
Afghanistan	..	55,990	52,968	2,989	14,150	16,575	950	..
Siam	31,000	6,908	..
Egypt	718	..	30,000	449	..	6,050
Portuguese East Africa	28,226	20,800	22,180	2,000	5,800	10,885	5,490	5,650	420	1,225
Other Foreign Countries	12,112	14,072	135	31,462	11,033	4,257	3,414	125	3,192	4,055
TOTAL FOREIGN COUNTRIES	2,252,495	1,797,536	2,770,620	4,557,997	1,184,682	5,74,703	4,04,128	5,75,312	9,78,297	2,29,996
Share of Bengal	3,391	14,460	2,680	3,720	7,597	3,337	3,918	835	686	2,348
" Bombay	2,779,511	2,218,322	3,466,470	6,021,053	2,078,204	7,22,322	5,21,638	7,23,927	12,27,122	4,83,245
" Sind	215,189	292,421	105,031	63,376	147,440	54,429	50,086	24,116	15,288	28,949
" Madras	95,748	198,517	14,200	44,200	14,161	42,946	29,219	2,327	14,428	3,425
" Burma	11,000	6,452	1,640	62,640	21,320	4,600	3,175	300	12,500	3,770
TOTAL	3,109,779	2,608,242	2,590,021	6,104,969	2,268,712	8,82,200	6,22,036	7,51,165	12,70,052	5,01,632

No. 12—continued

ARTICLES, AND COUNTRIES OF FINAL DESTINATION; ALSO SHARE OF EACH PROVINCE	QUANTITY					VALUE				
	1980-81	1981-82	1982-88	1988-84	1984-85	1980-81	1981-82	1982-88	1988-84	1984-85
Textiles—continued						R	R	R	R	R
Cotton—continued										
MANUFACTURES—continued										
Piece-goods—continued	Yards	Yards	Yards	Yards	Yards					
Coloured, printed, or dyed (III. F)—										
United Kingdom (including Channel Islands)	88,058	1,074	46,658	67,758	145,468	39,358	785	10,448	81,517	47,262
Aden and Dependencies	181,898	215,787	441,882	815,866	138,241	45,840	55,029	98,382	64,848	35,050
Bahrain Islands	882,265	1,826,441	1,142,190	571,486	628,806	2,95,618	4,41,267	2,68,872	1,38,167	1,50,191
Ceylon (excluding Maldives)	486,286	288,887	825,501	820,472	780,878	1,29,282	62,971	2,22,141	78,816	1,84,180
Straits Settlements	159,617	177,882	71,882	518,546	57,127	75,755	75,399	19,667	1,32,812	27,887
Hongkong	8,498	7,164	11,875	18,486	5,148	5,297	2,966	4,424	4,653	2,165
Union of South Africa	18,800	8,800	900	..	500	7,100	4,525	500	400	375
Zanzibar and Pemba	86,408	41,882	7,580	22,702	36,401	12,085	13,010	2,470	5,200	11,020
Kenya Colony	296,038	222,458	89,405	580,501	382,838	67,440	64,385	25,504	1,22,086	86,630
Tanganyika Territory	87,774	187,888	183,200	92,504	49,968	11,775	47,867	28,575	15,292	10,874
Anglo-Egyptian Sudan	9,900	35,000	116,140	266,986	122,080	2,400	18,576	21,280	53,641	20,905
Mauritius and Dependencies	145,950	187,869	53,600	88,400	1,018	38,089	39,374	10,285	14,281	636
Seychelles	116,268	11,380	98,805	69,720	98,684	27,015	2,810	19,200	18,640	19,889
Other British Possessions	10,606	3,512	25,187	5,526	5,000	5,384	548	7,817	1,005	900
TOTAL BRITISH EMPIRE	2,867,856	3,156,424	3,069,200	2,928,458	2,396,632	7,56,928	8,24,856	7,29,010	6,66,458	5,97,764
Belgium	18,598	12,892
Mascat Territory and Trucial Oman	1,587,908	2,087,294	1,729,905	1,656,886	645,679	5,66,441	5,57,528	3,76,245	3,66,670	1,50,549
Other Native States in Arabia	178,884	149,546	245,492	192,875	125,394	70,404	88,920	48,419	48,384	28,191
Iraq	885,482	852,837	2,351,186	2,275,327	375,665	1,99,575	1,73,694	4,28,868	4,81,991	70,465
Iran	1,538,589	1,829,025	5,084,190	6,522,348	991,060	4,25,889	2,87,701	9,02,947	12,40,227	2,04,108
Sumatra	4,400	..	18,037	..	5,822	8,425	..	5,210	..	1,697
Siam	50,971	10,462	10,028	44,198	..	25,215	7,600	8,853	8,039	..
China (exclusive of Hong- kong and Macao)	28,848	10,768	81,297	84,058	27,287	11,769	4,862	12,777	16,840	12,146
Japan	12,040	38,088	18,500	1,707	10,861	3,797
Portuguese East Africa	76,076	76,698	142,978	126,175	84,666	32,325	26,625	25,800	26,065	17,438
French Somaliland	1,800	4,200	26,760	78,518	..	1,150	1,425	8,651	11,205	..
United States of America— Via Atlantic Coast	1,254	6	40,585	1,128	..	650	8	17,050	750	..
Other Foreign Countries	57,192	20,792	12,253	40,794	27,052	17,178	5,693	8,888	9,525	6,082
TOTAL FOREIGN COUNTRIES	4,864,302	4,541,625	9,668,750	11,000,379	2,296,125	18,56,368	10,99,384	18,29,944	22,18,907	4,94,424
Share of Bengal	28,288	31,392	8,129	2,463	19,655	12,688	22,959	3,577	3,455	6,398
.. Bombay	5,360,145	7,269,375	12,453,811	13,007,786	4,127,524	17,94,089	17,83,143	24,88,563	26,51,660	9,33,795
.. Sind	675,613	209,000	191,238	340,520	398,037	2,22,997	66,585	45,928	83,818	1,06,933
.. Madras	99,394	70,381	10,251	40,741	74,551	49,086	35,009	4,545	7,297	22,147
.. Burma	78,208	68,021	59,521	587,327	72,992	34,183	25,994	16,341	1,39,135	22,915
TOTAL	6,782,248	7,698,049	12,722,950	18,928,837	4,692,757	21,18,291	19,28,690	25,58,954	28,85,365	10,92,189

GENERAL EXPORTS

(800)

FOREIGN MERCHANDISE

No. 12—continued

ARTICLES AND COUNTRIES OF FINAL DESTINATION; ALSO SHARE OF EACH PROVINCE	QUANTITY					VALUE				
	1980-81	1981-82	1982-83	1983-84	1984-85	1980-81	1981-82	1982-83	1983-84	1984-85
Textiles—continued						R	R	R	R	R
Cotton—continued										
MANUFACTURES—continued										
Piece-goods—continued										
Fents of all descriptions (III. F)—	Yards	Yards	Yards	Yards	Yards					
Aden and Dependencies	24,142	..	5,449	6,520	..	1,861
Straits Settlements . . .	1,613	39,204	30,800	725	7,851	5,301
Other British Possessions . .	6,688	..	2,615	1,781	..	558
TOTAL BRITISH EMPIRE . . .	8,901	..	26,757	39,204	36,049	2,456	..	7,078	7,851	7,171
Japan	298,779	66,141
United States of America—										
Via Atlantic Coast . . .	4,462	5,620	..	28,682	..	1,979	1,039	..	7,398	..
Other Foreign Countries . .	2,162	7,853	..	7,040	..	770	1,875	..	1,719	..
TOTAL FOREIGN COUNTRIES . .	6,624	12,973	..	35,722	298,779	2,749	2,914	..	9,117	66,141
Share of Bengal	39,204	51,292	7,851	11,291
Bombay	12,176	4,353	26,767	28,632	134,921	3,326	1,373	7,078	7,398	32,324
Strs	2,750	5,689	..	7,040	149,515	1,879	1,639	..	1,719	82,716
TOTAL	14,926	12,973	26,757	74,926	334,828	5,205	2,914	7,078	16,408	78,332
Total Piece-goods—	Yards	Yards	Yards	Yards	Yards					
United Kingdom (including Channel Islands)	112,083	28,431	51,928	77,193	195,830	52,267	10,168	11,666	24,056	59,533
(Aden and Dependencies . . .	608,406	759,213	615,502	899,389	388,859	2,06,260	1,76,694	1,37,823	1,71,846	97,025
Bahrain Islands	1,504,386	2,715,767	1,970,134	966,083	897,517	4,62,799	6,22,129	4,38,510	2,29,137	2,04,057
Ceylon (excluding Maldives)	759,541	314,095	1,318,762	1,619,141	1,740,674	2,46,024	86,231	3,48,337	3,76,692	4,27,663
Straits Settlements	224,726	346,435	116,092	614,478	136,830	1,36,315	1,35,859	37,468	1,52,383	42,993
Federated Malay States . . .	26,224	25,042	14,330	3,036	31,131	10,738	8,338	4,363	480	4,505
Hongkong	14,913	26,608	20,019	18,436	7,723	7,289	8,452	6,417	4,653	3,155
Union of South Africa	13,800	3,300	900	..	6,980	7,100	4,525	500	..	1,875
Zanzibar and Pemba	115,492	78,335	23,674	73,827	86,464	40,006	26,192	3,260	23,075	29,506
Kenya Colony	752,024	633,379	268,798	773,071	559,592	1,69,008	1,66,771	72,464	1,67,648	1,42,799
Tanganyika Territory	79,131	263,169	198,486	173,304	197,959	24,510	71,152	40,700	38,427	59,344
Anglo-Egyptian Sudan	24,124	132,100	173,740	836,368	624,066	9,680	41,155	35,473	1,90,244	1,25,920
Mauritius and Dependencies	150,179	191,437	64,100	33,400	2,033	35,793	41,534	13,235	14,231	1,297
Seychelles	206,406	98,369	210,636	140,230	143,747	54,265	23,505	47,060	30,810	34,049
Other British Possessions . .	7,436	8,612	12,779	3,330	9,300	4,432	1,933	3,631	1,525	2,110
TOTAL BRITISH EMPIRE . . .	4,869,935	5,700,342	5,035,330	6,326,241	5,037,272	14,66,180	14,40,713	12,05,969	14,35,160	12,33,140
Belgium	12,593	12,592
Mascat Territory and Trucial Oman	2,234,637	2,935,749	2,625,801	2,914,159	1,625,788	7,41,808	7,30,036	5,72,591	6,70,353	3,61,474
Other Native States in Arabia	589,903	481,343	625,933	812,401	403,606	1,62,940	91,149	1,13,046	1,71,372	80,353
Iraq	6,475,621	4,001,355	6,296,753	5,921,529	1,849,031	15,25,706	8,86,430	12,07,642	11,04,266	4,30,400

No. 12—continued

ARTICLES, AND COUNTRIES OF FINAL DESTINATION; ALSO SHARE OF EACH PROVINCE	QUANTITY					VALUE				
	1930-31	1931-32	1932-33	1933-34	1934-35	1930-31	1931-32	1932-33	1933-34	1934-35
Textiles—continued										
Cotton—continued										
MANUFACTURES—continued										
Piece goods—concluded										
Total Piece goods—concluded										
Iran	Yards 2,809,263	Yards 2,194,854	Yards 6,414,425	Yards 9,140,487	Yards 1,419,144	Rs 7,63,039	Rs 5,06,512	Rs 12,13,278	Rs 18,09,184	Rs 2,85,874
Afghanistan	69,550	52,958	3,989	16,911	16,575	950	..
Sumatra	5,000	..	18,037	..	5,822	3,925	..	5,210	..	1,697
Siam	57,858	10,462	12,174	75,192	..	27,085	2,869	4,767	14,945	..
China (exclusive of Hongkong and Macao)	24,868	12,540	31,430	41,300	29,784	12,560	5,721	12,902	19,646	13,257
Japan	4,110	..	12,040	56,596	320,453	1,064	..	1,707	20,994	73,004
Egypt	4,589	59,400	30,000	500	..	2,330	12,450	6,050	120	..
Portuguese East Africa	256,031	160,478	319,810	179,145	200,341	80,305	47,971	68,970	37,141	45,308
Italian East Africa (Somaliland and Eritrea)	34,340	4,800	11,140	43,210	12,359	6,137	1,400	2,330	8,675	2,945
French Somaliland	13,300	16,500	67,260	113,513	..	4,275	3,980	14,131	20,005	..
United States of America— West Atlantic Coast	5,716	5,626	49,535	29,310	..	2,629	1,047	17,050	8,143	..
Other Foreign Countries	29,381	10,349	1,113	24,374	13,293	11,622	3,957	1,003	6,550	3,921
TOTAL FOREIGN COUNTRIES	12,547,660	9,968,006	16,577,509	18,458,265	5,885,121	33,57,760	23,10,239	33,48,662	38,93,553	13,04,253
Shares of Bengal	45,173	107,167	12,538	64,425	78,640	18,321	30,337	5,476	21,220	19,961
" Bombay	16,136,351	14,743,910	21,202,405	23,633,437	9,373,439	43,79,618	34,33,268	44,36,925	50,12,196	22,87,446
" Sind	904,693	436,431	298,165	491,336	745,072	2,82,435	1,09,360	70,319	1,20,632	1,77,162
" Madras	342,166	251,397	63,603	90,541	125,910	1,04,673	69,773	25,300	22,970	31,146
" Burma	39,398	74,473	61,161	599,967	94,312	32,733	29,169	16,641	1,61,695	20,685
TOTAL	17,417,595	15,663,348	21,642,889	24,784,606	10,922,398	48,23,890	37,50,957	45,54,621	53,28,713	25,42,398
Rope (III. F)—	Lbs.	Lbs.	Lbs.	Lbs.	Lbs.					
TOTAL BRITISH EMPIRE	..	2,941	123	1,360	100
TOTAL FOREIGN COUNTRIES	112	50
Share of Bombay	112	2,941	123	50	1,360	100
	Lbs.	Lbs.	Lbs.	Lbs.	Lbs.					
Thread, sewing (III. F)—										
Ceylon (excluding Maldives)	764	5,433	3,433	1,612	4,115	1,753	6,923	7,069	3,625	9,449
Union of South Africa	11,374	13,021	24,602	11,346	13,129	37,733	43,407	71,205	35,870	41,951
Kenya Colony	3,437	2,100	1,332	1,520	732	11,501	2,254	1,703	1,761	1,500
Tanganyika Territory	9,439	3,303	3,023	1,103	..	10,030	3,300	2,950	900	..
Other British Possessions	3,739	4,953	3,363	2,339	3,367	7,403	4,932	5,712	4,415	5,910
TOTAL BRITISH EMPIRE	33,353	29,365	36,353	18,475	21,393	68,530	60,966	88,639	46,571	53,810
Native States in Arabia other than Maskat Territory and Trucial Oman	5,164	2,526	3,930	2,915	4,920	10,325	6,999	3,703	6,290	11,172
Portuguese East Africa	6,237	6,252	23,936	5,974	3,233	10,450	10,461	37,316	15,324	6,150
Other Foreign Countries	4,623	2,963	1,674	532	153	9,433	7,926	3,139	1,739	470
TOTAL FOREIGN COUNTRIES	16,079	11,746	29,640	9,471	7,411	30,213	25,386	49,208	23,353	17,792

GENERAL EXPORTS

(802)

FOREIGN MERCHANDISE

No. 12—continued

ARTICLES, AND COUNTRIES OF FINAL DESTINATION; ALSO SHARE OF EACH PROVINCE	QUANTITY					VALUE				
	1930-31	1931-32	1932-33	1933-34	1934-35	1930-31	1931-32	1932-33	1933-34	1934-35
Textiles—continued										
Cotton—continued										
MANUFACTURES—continued										
Thread, Sewing (III. P) —continued	Lbs.	Lbs.	Lbs.	Lbs.	Lbs.					
Share of Bengal . . .	2,391	1,004	5,457	1,140
Bombay . . .	46,937	37,754	28,013	27,948	28,551	38,126	30,331	1,25,357	70,424	76,120
Sind . . .	34	610	234	..	50	150	3,225	430
Madras	224	630	300	622
Burma	819	615	..	102	..	1,408	1,432
TOTAL	49,392	41,111	28,408	27,948	28,504	38,743	30,858	1,27,847	70,424	76,120
Other sorts of manufac- tures (III. P)—	Lbs.	Lbs.	Lbs.	Lbs.	Lbs.					
United Kingdom (including Channel Islands) . . .	5,053	4,840	13,028	193	11,328	7,310	7,337	9,301	299	31,000
Straits Settlements . . .	3	20	29	4,450	112	10	20	37	5,020	100
Other British Possessions	4,122	908	1,409	2,919	4,226	4,708	1,541	1,611	3,473	4,911
TOTAL BRITISH EMPIRE	11,188	5,268	15,121	7,562	15,821	12,198	8,908	11,089	9,802	36,000
France . . .	3,345	..	98	30	..	11,050	..	94	78	..
Japan	50	3	41,509	250	20	40,307
Other Foreign Countries . . .	4,700	9,053	2,345	4,360	2,061	3,373	6,361	2,079	5,444	1,700
TOTAL FOREIGN COUNTRIES	13,808	9,053	2,691	4,443	42,570	14,423	6,361	2,323	5,537	42,000
Share of Bengal . . .	4,102	134	1,225	112	1,213	4,991	515	1,309	300	1,710
Bombay . . .	11,340	2,495	16,257	5,228	56,193	12,716	7,304	12,252	4,922	31,471
Sind . . .	2,424	223	224	10,075	1,490	100
Madras . . .	33	209	100	445	..	19	133	350	445	..
Burma . . .	296	5,149	..	5,294	1,321	416	7,225	..	6,221	1,710
TOTAL	24,796	14,321	18,612	12,010	60,391	29,115	15,239	14,412	14,929	65,000
Total value of Cotton manufac- tures (including Twist and Yarn)—										
United Kingdom (including Channel Islands)	65,337	20,772	46,407	36,330	30,220
Palestine	1,445	..	607	5,240	7,771
Aden and Dependencies	2,27,324	1,83,411	1,54,798	1,33,461	1,21,330
Bahrain Islands	4,60,801	6,42,814	4,43,270	2,40,344	2,19,471
Ceylon (including Maldives)	3,00,035	1,00,465	2,62,458	3,00,179	4,51,000
Straits Settlements	1,20,422	1,37,005	38,180	1,61,160	42,110
Federated Malay States	10,738	2,767	4,328	480	4,400
Hongkong	7,239	2,517	6,977	4,653	3,110
Union of South Africa	44,833	43,022	72,605	33,370	43,310
Zanzibar and Pemba	45,455	29,500	11,570	24,225	34,400
Kenya Colony	1,89,364	1,82,297	87,333	1,79,255	1,50,210
Tanganyika Territory	41,065	74,902	44,820	41,727	59,540
Anglo-Egyptian Sudan	9,680	41,155	35,500	1,90,387	1,23,210
Mauritius and Dependencies	37,033	42,514	13,800	15,451	1,210
Seychelles	55,306	22,705	48,335	32,041	37,310
Other British Possessions	6,135	3,928	6,931	1,725	2,110
TOTAL BRITISH EMPIRE	16,11,473	15,49,784	13,79,689	15,44,617	14,01,000
Netherlands	4,520	6,681	878	..	310
Belgium	12,392	..	140
France	11,106	..	94	1,613	..

No. 12—continued

ARTICLES, AND COUNTRIES OF FINAL DESTINATION; ALSO SHARE OF EACH PROVINCE	QUANTITY					VALUE				
	1930-31	1931-32	1932-33	1933-34	1934-35	1930-31	1931-32	1932-33	1933-34	1934-35
Textiles—continued										
Cotton—concluded										
MANUFACTURES—concluded										
<i>Total value of Cotton manu- factures (including Twist and Yarn)—continued</i>										
Italy (including Fiume)	—	—	—	—	—	1,052	932	200	4,718	5,000
Turkey, Asiatic	—	—	—	—	—	820	..	34,405
Syria	—	—	—	—	—	16,770	2,400	33,270	45,775	26,475
Mascat Territory and Trucial Oman	—	—	—	—	—	7,58,723	7,49,290	5,86,971	7,09,844	4,06,588
Other Native States in Arabia	—	—	—	—	—	1,83,495	99,948	1,26,709	1,30,929	1,06,282
Iraq	—	—	—	—	—	15,40,771	9,26,848	18,06,680	11,27,758	4,46,183
Iran	—	—	—	—	—	10,38,058	6,98,618	20,65,262	20,85,075	8,54,609
Afghanistan	—	—	—	—	—	—	17,911	18,375	950	..
Sumatra	—	—	—	—	—	2,025	..	5,210	..	1,697
Siam	—	—	—	—	—	27,185	2,985	4,767	14,945	..
China (exclusive of Hong- kong and Macao)	—	—	—	—	—	12,560	9,784	14,098	19,716	13,257
Japan	—	—	—	—	—	1,865	..	2,467	23,545	1,31,284
Egypt	—	—	—	—	—	4,820	15,250	28,225	15,222	17,190
Portuguese East Africa	—	—	—	—	—	99,687	68,519	1,11,835	55,068	52,911
Italian East Africa (Somal- land and Britoa)	—	—	—	—	—	6,137	1,550	3,797	9,450	5,312
French Somaliland	—	—	—	—	—	42,890	15,755	30,021	34,210	16,500
United States of America— Via Atlantic Coast	—	—	—	—	—	5,079	1,697	17,100	8,148	141
" Pacific "	—	—	—	—	—	800	..
Other Foreign Countries	—	—	—	—	—	11,807	3,140	1,713	2,449	4,915
TOTAL FOREIGN COUNTRIES	—	—	—	—	—	38,12,842	28,16,059	48,57,977	43,39,713	16,23,110
Share of Bengal	—	—	—	—	—	30,062	33,513	8,798	21,520	27,622
" Bombay	—	—	—	—	—	49,47,021	40,83,372	55,87,202	55,01,298	97,41,220
" Sind	—	—	—	—	—	2,96,918	1,19,472	72,882	1,25,096	1,22,156
" Madras	—	—	—	—	—	1,06,701	92,350	50,445	22,213	34,022
" Burma	—	—	—	—	—	43,616	29,330	13,339	1,62,469	25,079
TOTAL	—	—	—	—	—	54,24,315	43,66,443	57,37,666	58,34,230	30,25,059
TOTAL VALUE OF COTTON, RAW AND MANUFACTURES	—	—	—	—	—	58,39,151	45,36,658	58,26,823	64,93,148	35,11,369
Flax—										
MANUFACTURES—										
<i>Piece-goods (III. T)—</i>	Yards	Yards	Yards	Yards	Yards					
TOTAL BRITISH EMPIRE	147	523	218	279	1,121	834	1,123	205	272	649
France	8,159	9,750
Other Foreign Countries	224	..	141	68	1,500	326	..	136	62	3,000
TOTAL FOREIGN COUNTRIES	224	..	141	68	4,659	326	..	136	62	12,750
Share of Bengal	65	593	..	154	821	256	1,102	..	77	490
" Bombay	285	20	359	138	4,659	404	21	341	267	12,750
" Sind	300	150
TOTAL	371	523	359	342	5,780	680	1,123	341	334	13,390
Other sorts (including bags and sacks) (III. T)—	Lbs.	Lbs.	Lbs.	Lbs.	Lbs.					
United Kingdom (including Channel Islands)	2,083	4,731	4,801	2,292	12,453	7,959	8,292	9,398	3,982	2,600
Other British Possessions	802	702	807	2,696	2,039	1,257	837	1,008	1,857	2,254
TOTAL BRITISH EMPIRE	2,885	5,433	5,608	4,988	14,492	9,216	9,129	10,406	5,739	4,854

GENERAL EXPORTS

(804)

FOREIGN MERCHANDISE

No. 12—continued

ARTICLES, AND COUNTRIES OF FINAL DESTINATION; ALSO SHARE OF EACH PROVINCE	QUANTITY					VALUE				
	1980-81	1981-82	1982-83	1983-84	1984-85	1980-81	1981-82	1982-83	1983-84	1984-85
Textiles—continued						R	R	R	R	R
Flax—continued										
MANUFACTURES—continued										
<i>Other sorts (including bags and sacks) (III, T)—continued</i>	Lbs.	Lbs.	Lbs.	Lbs.	Lbs.					
TOTAL FOREIGN COUNTRIES	7,688	6,587	1,526	5,189	1,836	5,835	7,009	1,578	3,265	
<i>Share of Bengal . . .</i>										
<i>Bombay . . .</i>	1,006	1,799	449	1,165	15,367	393	3,336	665	1,777	
<i>Sind . . .</i>	1,763	2,178	1,367	1,371	..	3,123	3,167	1,930	1,297	
<i>Madras . . .</i>	3,708	2,363	2,322	2,392	448	4,739	4,040	4,136	3,282	
<i>Burma . . .</i>	6,424	4,902	880	4,638	..	4,375	5,892	336	2,562	
	4,633	337	2,506	113	22	2,927	145	5,173	17	
TOTAL	16,578	11,970	7,184	10,077	15,823	15,052	17,038	11,979	9,035	12
Total value of Flax Manufactures—										
United Kingdom (including Channel Islands) . . .	—	—	—	—	—	7,969	8,292	9,308	3,682	2,1
Other British Possessions . . .	—	—	—	—	—	1,591	1,960	1,212	2,129	1,4
TOTAL BRITISH EMPIRE	—	—	—	—	—	9,560	10,252	10,520	5,811	3,5
France	—	—	—	—	—	196	2,422	8,4
Other Foreign Countries . . .	—	—	—	—	—	6,162	7,909	1,513	936	1,4
TOTAL FOREIGN COUNTRIES	—	—	—	—	—	6,162	7,909	1,709	3,358	13,4
<i>Share of Bengal . . .</i>										
<i>Bombay . . .</i>	—	—	—	—	—	1,143	4,926	695	1,354	5,4
<i>Sind . . .</i>	—	—	—	—	—	3,442	3,122	1,571	1,654	12,7
<i>Madras . . .</i>	—	—	—	—	—	4,739	4,040	4,136	3,282	6
<i>Burma . . .</i>	—	—	—	—	—	4,375	5,892	336	2,562	..
	—	—	—	—	—	2,927	145	5,173	17	
TOTAL	—	—	—	—	—	15,712	18,161	12,820	9,369	19,0
Haberdashery and Millinery (III, T)—										
United Kingdom (including Channel Islands) . . .	—	—	—	—	—	1,02,147	1,10,193	98,926	57,159	47,2
Aden and Dependencies . . .	—	—	—	—	—	15,082	6,680	15,400	22,340	23,6
Bahrain Islands . . .	—	—	—	—	—	36,452	39,100	34,478	20,740	22,7
Ceylon (excluding Maldives) . . .	—	—	—	—	—	11,102	12,488	5,170	6,212	13,2
Union of South Africa . . .	—	—	—	—	—	7,965	5,700	5,700	5,855	8,9
Zanzibar and Pemba . . .	—	—	—	—	—	14,695	14,260	11,825	11,965	21,2
Kenya Colony . . .	—	—	—	—	—	37,271	30,284	26,562	33,302	33,7
Tanganyika Territory . . .	—	—	—	—	—	51,417	33,266	35,250	22,480	20,5
Mauritius and Dependencies . . .	—	—	—	—	—	6,300	15,350	4,100	5,685	4,5
Seychelles . . .	—	—	—	—	—	2,225	5,690	3,820	5,350	6,5
Other British Possessions . . .	—	—	—	—	—	12,279	9,296	5,802	3,382	11,6
TOTAL BRITISH EMPIRE	—	—	—	—	—	2,07,935	2,05,252	2,42,037	2,14,409	2,24,1

No. 12—continued

ARTICLES, AND COUNTRIES OF FINAL DESTINATION; ALSO SHARE OF EACH PROVINCE	QUANTITY					VALUE				
	1930-31	1931-32	1932-33	1933-34	1934-35	1930-31	1931-32	1932-33	1933-34	1934-35
Textiles—continued										
Haberdashery and Millinery (III. T) —continued						£	£	£	£	£
France	—	—	—	—	—	2,738	5,568	2,129	855	1,058
Italy (including Fiume)	—	—	—	—	—	5,742	1,460	1,550	1,280	980
Maskat Territory and Trucial Oman	—	—	—	—	—	37,428	31,380	31,980	37,510	34,445
Other Native States in Arabia	—	—	—	—	—	71,081	40,775	23,659	32,800	36,723
Iraq	—	—	—	—	—	23,842	21,812	17,478	9,459	6,940
Iran	—	—	—	—	—	31,162	11,452	7,381	7,384	6,268
Portuguese East Africa	—	—	—	—	—	22,332	21,845	13,154	14,778	19,470
French Somaliland	—	—	—	—	—	35	4,840	11,850	6,000	4,800
United States of America— Via Atlantic Coast	—	—	—	—	—	2,709	15,476	20,922	34,331	17,899
" Pacific "	—	—	—	—	—	2,415	3,500	825	240	..
Other Foreign Countries	—	—	—	—	—	10,414	12,155	7,553	6,431	5,485
TOTAL FOREIGN COUNTRIES	—	—	—	—	—	2,09,343	1,70,233	1,33,474	1,51,018	1,33,868
Share of Bengal	—	—	—	—	—	1,065	323	3,965	325	1,513
" Bombay "	—	—	—	—	—	4,86,054	4,32,332	3,30,199	3,22,187	3,11,108
" Sind "	—	—	—	—	—	13,953	13,587	33,080	33,093	36,996
" Madras "	—	—	—	—	—	3,597	7,049	4,303	..	3,641
" Burma "	—	—	—	—	—	17,809	13,199	3,966	4,322	5,738
TOTAL	—	—	—	—	—	5,07,278	4,66,490	3,80,513	3,66,427	3,58,045
Silk—										
Raws (II. O)—	Lbs.	Lbs.	Lbs.	Lbs.	Lbs.					
Aden and Dependencies	800	..	200	50	200	5,100	..	500	200	300
Bahrain Islands	150	1,560	1,738	2,730	1,977	900	3,610	10,570	14,900	10,320
Other British Possessions	180	..	9,011	1,400	..	3,379
TOTAL BRITISH EMPIRE	950	1,560	2,118	2,780	11,188	6,000	3,610	12,470	15,100	13,999
France	31,380	3,000
Iraq	2,849	200	..	603	..	14,600	800	..	1,580	..
China (exclusive of Hong- kong and Macao)	7,560	47	32,075	350
Other Foreign Countries	1,484	1,175	1,307	1,663	956	3,980	5,420	7,254	4,719	3,744
TOTAL FOREIGN COUNTRIES	11,893	32,782	1,307	2,326	956	55,655	14,570	7,254	6,299	3,744
Share of Bengal	31,360	215	..	3,000	325
" Bombay "	13,343	2,157	2,579	3,373	2,733	61,655	10,550	13,344	17,660	13,664
" Sind "	325	355	1,333	135	..	4,630	5,880	3,739	3,375
" Burma "	9,011	3,379
TOTAL	12,643	34,342	3,425	5,106	12,144	61,655	23,180	19,724	21,399	17,743
Silk yarn, noils and warps (III. B)—	Lbs.	Lbs.	Lbs.	Lbs.	Lbs.					
Bahrain Islands	708	820	652	1,739	1,950	3,300	3,300	3,410	6,805	6,920
Other British Possessions	810	809	3,100	1,700
TOTAL BRITISH EMPIRE	1,518	1,629	652	1,739	1,950	6,400	5,000	3,410	6,805	6,920

GENERAL EXPORTS

(806)

FOREIGN MERCHANDISE

No. 12—continued

ARTICLES, AND COUNTRIES OF FINAL DESTINATION; ALSO SHARE OF EACH PROVINCE	QUANTITY					VALUE				
	1930-31	1931-32	1932-33	1933-34	1934-35	1930-31	1931-32	1932-33	1933-34	1934-35
						£	£	£	£	£
Textiles—continued										
Silk—continued										
<i>Silk worms, molt and serps (III.R.)—continued</i>	Lbs.	Lbs.	Lbs.	Lbs.	Lbs.					
Mascat Territory and Trucial Oman	4,704	3,080	3,944	7,317	5,776	26,813	14,863	17,080	25,165	20,111
Other Native States in Arabia	1,097	300	100	400	560	5,214	800	400	1,425	1,000
Japan	900	6,786
Other Foreign Countries	210	46	109	309	184
TOTAL FOREIGN COUNTRIES	6,011	3,306	4,944	7,717	6,436	32,336	15,847	24,266	26,610	21,111
Share of Bengal	899	6,786
" Bombay	7,529	4,935	4,045	9,456	2,326	39,236	20,847	29,890	33,415	21,111
TOTAL	7,539	4,935	5,596	9,456	3,336	39,236	20,847	27,076	33,415	21,111
MANUFACTURES—										
<i>Goods of silk mixed with other materials (III.R.)—</i>	Yards	Yards	Yards	Yards	Yards					
United Kingdom (including Channel Islands)	1,250	1,290	1,230	4,000
Aden and Dependencies	3,379	120,809	4,905	91,000
Bahrain Islands	20,148	12,000
Ceylon (excluding Maldives)	4,500	10,784	232,809	1,450	2,309	2,340,000
Straits Settlements	64,383	47,000
Zanzibar and Pemba	2,500	20,122	900	15,000
Kenya Colony	900	2,500	96,765	800	690	77,000
Anglo-Egyptian Sudan	73,442	37,000
Other British Possessions	390	975	1,200	1,000	9,985	468	2,900	1,060	394	5,000
TOTAL BRITISH EMPIRE	3,669	975	6,700	13,034	639,908	5,374	2,900	2,800	6,523	6,310,000
Italy (including Fiume)	6,450	14,080	..
Native States in Arabia other than Mascat Territory and Trucial Oman	10,150	7,000
Iraq	19,277	9,500
Other Foreign Countries	16,720	..	5,100	..	8,335	4,633	..	2,645	..	9,700
TOTAL FOREIGN COUNTRIES	16,720	..	5,100	6,450	37,762	4,633	..	2,645	14,080	24,000
Share of Bengal	3,600	..	793	1,996	..	4,300
" Bombay	19,879	975	3,399	24,424	678,649	3,305	3,900	3,456	29,603	5,600,000
" Sind	599	400
" Burma	510	319	797	400
TOTAL	20,398	975	11,900	24,424	677,668	10,012	3,900	5,445	20,603	5,600,000
Silk piece goods (III.R.)—										
United Kingdom (including Channel Islands)	Yards	Yards	Yards	Yards	Yards					
Aden and Dependencies	10,525	12,800	74,337	183,075	207,770	11,000	9,400	67,277	1,37,338	1,53,344
Bahrain Islands	11,000	5,300	..	1,100	31,747	9,050	7,600	..	1,300	26,400
Ceylon (excluding Maldives)	240	74,501	655,760	550	63,265	4,34,450
Straits Settlements	76,132	59,550
Hongkong	4,500	3,542	4,340	10,025
Zanzibar and Pemba	250	400	19,340	71,871	..	300	650	11,050	37,130
Kenya Colony	6,780	13,500	143,330	262,223	413,094	3,840	9,735	1,05,826	1,24,150	2,37,450
Tanganyika Territory	60	5,050	27,900	39,350	..	800	2,850	13,120	52,370
Anglo-Egyptian Sudan	83,110	123,020	50,172	71,540
Mauritius and Dependencies	2,750	9,250	150	1,900	5,990	300
Other British Possessions	706	300	530
TOTAL BRITISH EMPIRE	33,411	20,108	232,141	665,582	1,742,312	24,799	23,765	1,79,106	4,06,574	10,97,580
Belgium	4,100	6,332
Italy (including Fiume)	825	1,059	2,917	1,325	..	1,850	1,629	6,690	3,000
Mascat Territory and Trucial Oman	1,945	1,000	400	3,782	12,338	1,960	800	600	1,633	8,160
Other Native States in Arabia	5,675	11,300	2,900	3,500	34,925	6,300	11,150	3,500	1,850	27,445
Iraq	2,664	13,888	15,249	36,211	1,250	3,290	16,474	12,530	20,220	600
Egypt	25	42,750	34	28,650	..
Iran	5,009	55,220	3,720	35,800
China (exclusive of Hongkong and Macao)	1,194	4,635	2,020	2,304	6,040	2,650
Japan	3,450	..	500	175	7,150	4,895	..	1,100	320	6,775
Other Foreign Countries	1,120	6,077	1,215	4,725	8,405	2,000	5,621	4,297	2,805	4,060
TOTAL FOREIGN COUNTRIES	25,157	42,123	23,868	94,060	123,723	30,201	41,935	23,656	62,108	87,570

No. 12—continued.

ARTICLES, AND COUNTRIES OF FINAL DESTINATION; ALSO SHARE OF EACH PROVINCE	QUANTITY					VALUE				
	1980-81	1981-82	1982-83	1983-84	1984-85	1980-81	1981-82	1982-83	1983-84	1984-85
Textiles—continued										
Silk—continued										
MANUFACTURES—continued										
Silk piece goods (III. R) —continued	Yards	Yards	Yards	Yards	Yards					
Share of Bengal	..	2,573	..	175	3,584	..	3,158	..	320	15,785
“ Bombay	50,312	70,018	357,492	758,189	1,816,731	55,219	64,718	2,01,043	4,06,933	11,87,112
“ Sind	7,950	2,090	500	1,100	25,260	9,235	2,822	1,100	1,300	24,237
“ Burma	305	2,552	7	172	19,970	456	10,106	19	129	2,299
TOTAL	58,568	78,231	257,999	759,642	1,865,535	64,910	80,600	2,02,762	4,08,742	11,85,428
Thread for sewing (III. R)—	Lbs.	Lbs.	Lbs.	Lbs.	Lbs.					
TOTAL BRITISH EMPIRE	..	962	200	..	4,200	800
TOTAL FOREIGN COUNTRIES	..	100	500
Share of Bombay	..	1,082	200	..	4,800	800
Other sorts (III. R)—										
United Kingdom (including Channel Islands)	Lbs.	Lbs.	Lbs.	Lbs.	Lbs.					
Other British Possessions	321	112	110	..	780	640	800	440	..	4,150
TOTAL BRITISH EMPIRE	1,485	2,001	110	..	1,122	29,194	37,440	440	190	7,950
TOTAL FOREIGN COUNTRIES	453	252	407	492	112	3,200	2,025	2,625	5,369	100
Share of Bengal	190	..
“ Bombay	1,222	2,143	457	60	1,294	32,140	33,135	2,765	472	7,550
“ Sind	..	34	60	432	6,090	300	4,391	..
“ Burma	16	26	19	254	319	500
TOTAL	1,938	2,258	517	492	1,234	32,394	39,495	3,065	5,559	8,050
Total value of Silk Manu- factures (including Silk yarn)—										
United Kingdom (including Channel Islands)	—	—	—	—	—	29,493	38,255	73	1,609	80,895
Aden and Dependencies	—	—	—	—	—	18,505	10,100	67,277	1,37,338	2,51,253
Bahrain Islands	—	—	—	—	—	12,350	14,400	3,850	8,105	49,015
Ceylon (excluding Maldives)	—	—	—	—	—	550	1,700	1,450	66,568	6,70,468
Straits Settlements	—	—	—	—	—	1,08,958
Hongkong	—	—	—	—	—	4,340	10,025
Zanzibar and Pemba	—	—	—	—	—	..	500	650	11,950	52,695
Kenya Colony	—	—	—	—	—	9,340	10,025	1,06,126	1,24,840	3,15,127
Tanganyika Territory	—	—	—	—	—	640	800	3,450	12,120	57,100
Anglo-Egyptian Sudan	—	—	—	—	—	50,172	1,09,597
Mauritius and Dependencies	—	—	—	—	—	1,900	5,990	800
Other British Possessions	—	—	—	—	—	499	2,900	930	400	1,120
TOTAL BRITISH EMPIRE	—	—	—	—	—	75,877	88,205	1,86,756	4,20,092	16,44,588
Belgium	—	—	—	—	—	9,132
Italy (including Fiume)	—	—	—	—	—	..	2,134	1,627	20,770	2,000
Mashat Territory and Trucial Oman	—	—	—	—	—	28,773	15,663	19,255	27,218	80,330
Other Native States in Arabia	—	—	—	—	—	11,414	12,550	3,900	3,275	37,165
Iraq	—	—	—	—	—	2,290	16,474	12,630	20,520	10,100
Iran	—	—	—	—	—	8,529	88,890
Iran China (exclusive of Hong- kong and Macao)	—	—	—	—	—	2,804	7,148	2,650
Japan	—	—	—	—	—	5,435	..	9,731	320	6,675
Egypt	—	—	—	—	—	..	100	34	30,259	300
Other Foreign Countries	—	—	—	—	—	2,498	8,346	6,115	5,774	4,805
TOTAL FOREIGN COUNTRIES	—	—	—	—	—	70,875	60,407	58,192	1,08,227	1,84,915

GENERAL EXPORTS

(808)

FOREIGN MERCHANDISE

No. 12—continued

ARTICLES, AND COUNTRIES OF FINAL DESTINATION; ALSO SHARE OF EACH PROVINCE	QUANTITY					VALUE				
	1930-31	1931-32	1932-33	1933-34	1934-35	1930-31	1931-32	1932-33	1933-34	1934-35
Textiles—continued										
Silk—continued										
MANUFACTURES—continued										
Total value of Silk Manufactures (including Silk yarn)—continued										
Share of Bengal . . .	—	—	—	—	—	..	3,155	5,781	610	20,111
“ Bombay . . .	—	—	—	—	—	1,35,500	1,26,322	2,22,748	5,21,419	17,24,331
“ Sind . . .	—	—	—	—	—	9,635	2,622	1,400	6,191	24,322
“ Burma . . .	—	—	—	—	—	1,417	19,416	19	189	9,242
TOTAL	—	—	—	—	—	1,46,552	1,48,512	2,28,948	5,28,819	17,79,506
Total value of Silk, Raw and Manufactures	—	—	—	—	—	2,02,207	1,71,792	2,58,672	5,49,718	17,97,246
Wool, raw (LL P)—										
United Kingdom (including Channel Islands) . . .	Lbs. 2,556,608	Lbs. 2,596,362	Lbs. 2,190,378	Lbs. 2,551,810	Lbs. 859,971	17,74,848	17,69,522	7,96,806	9,31,722	2,99,018
Canada— Via Atlantic Coast	63,350	20,871
Other British Possessions . . .	5	112	700	5	350	720
TOTAL BRITISH EMPIRE	2,556,708	2,596,496	2,191,078	2,551,810	923,321	17,74,850	17,69,572	7,97,526	9,31,722	2,19,889
Germany	32,222	6	4,425	67,522	75,348	12,720	5	2,322	12,721	20,660
Belgium	258,202	112,260	67,742	31,029
France	40,530	27,440	8,900	92,717	57,450	25,700	14,000	2,600	25,200	20,766
Greece (including Crete)	54,250	12,024
Japan	45,910	7,912
United States of America— Via Atlantic Coast . . .	2,359,799	5,429,505	1,657,532	7,644,227	5,020,622	10,26,750	12,80,272	4,94,122	20,75,222	11,00,614
Other Foreign Countries . . .	2,522	2,070	..	1,472	12,922	1,700	702	..	400	2,602
TOTAL FOREIGN COUNTRIES	2,426,296	5,470,021	1,671,927	8,064,771	5,329,821	10,76,920	19,04,022	5,00,171	21,27,400	12,56,656
Share of Bengal	1,616,156	3,254,962	1,222,642	5,216,217	4,141,842	6,65,722	12,52,972	2,56,222	19,24,722	6,97,912
“ Bombay	69,422	20,222	11,722	60,422	66,222	29,722	14,222	2,270	12,770	29,122
“ Sind	2,222,422	5,121,212	2,222,672	5,222,222	2,124,222	21,22,222	24,91,222	2,27,722	20,75,212	2,22,272
“ Burma	5	5
TOTAL	4,922,022	9,066,516	3,863,002	10,616,581	6,212,202	28,51,720	26,72,720	12,97,710	21,19,122	15,76,546
MANUFACTURES—										
Piece goods (LL S)—										
United Kingdom (including Channel Islands) . . .	Yards 4,710	Yards 229	Yards 22	Yards 70	Yards 1,140	2,721	1,022	250	222	5,116
Aden and Dependencies . . .	522	722	651	7,507	16,664	2,024	2,022	1,220	4,612	24,972
Bahrain Islands	210	224	2,022	5,022	6,404	1,200	2,040	4,520	4,022	9,120
Ceylon (including Maldives) . .	2,422	2,072	..	12,721	22,691	2,900	6,442	..	9,522	22,220
Hongkong	1,222	221	214	150	50	5,222	961	729	427	150
Zanzibar and Pemba	1,991	1,227	..	966	1,622	5,222	2,750	..	1,720	2,220
Kenya Colony	2,222	2,222	2,917	9,279	20,712	20,655	9,222	2,722	15,042	52,120
Mauritius and Dependencies . .	62	224	..	5,210	617	420	512	..	10,242	1,200
Other British Possessions . . .	2,120	100	..	1,202	2,222	4,972	272	..	2,272	5,122
TOTAL BRITISH EMPIRE	22,924	10,121	6,222	42,924	92,202	52,242	27,000	12,222	42,242	1,40,120
Germany	2,421	12	..	4,000	..	2,220	67	..	4,000	..
Netherlands	4,642	12,222
Belgium	921	2,442	259	2,700	2,560	622
Morocco Territory and Trucial Oman	14	1,000	..	2,291	2,627	90	2,000	..	4,959	7,222
Iraq	94	2,522	2,141	2,761	20	122	2,020	6,020	2,700	100
Other Native States in Arabia	204	..	722	2,241	16,417	1,700	..	1,540	4,192	22,722
Iran	7,922	5,517	220	1,200	6,200	17,522	15,422	2,220	4,622	6,502
Japan	7,222	..	224	1,222	5,424	2,622	..	2,202	2,422	11,720
Egypt	20	4,401	120	9,224
Portuguese East Africa	500	2,142	700	6,070
Other Foreign Countries	1,222	5,222	504	1,141	242	2,422	7,621	2,027	4,640	450
TOTAL FOREIGN COUNTRIES	21,550	25,724	5,122	19,722	22,555	22,529	52,022	16,220	26,214	50,124

No. 12—continued

ARTICLES, AND COUNTRIES OF FINAL DESTINATION; ALSO SHARE OF EACH PROVINCE	QUANTITY					VALUE				
	1930-31	1931-32	1932-33	1933-34	1934-35	1930-31	1931-32	1932-33	1933-34	1934-35
Textiles—continued						R	R	R	R	R
Wool—continued										
MANUFACTURES—continued										
Piece goods (III. S)— continued	Yards	Yards	Yards	Yards	Yards					
<i>Share of Bengal</i>	2,838	..	534	4,307	77	4,944	..	2,203	4,489	544
<i>“ Bombay</i>	30,348	30,008	9,307	53,079	121,707	72,442	66,734	24,367	66,708	1,80,339
<i>“ Sind</i>	3,496	771	2,177	6,330	2,139	2,430	2,799	6,038	14,985	5,668
<i>“ Madras</i>	250	613
<i>“ Burma</i>	7,823	5,078	1,687	3,626	13,403	3,189
TOTAL	44,504	35,855	12,018	63,716	125,850	90,441	83,008	82,505	85,159	1,90,263
Shawls (III. S)—	No.	No.	No.	No.	No.					
TOTAL BRITISH EMPIRE	860	499	..	180	2,387	2,660	2,706	..	750	7,730
<i>Native States in Arabia (other than Maskat Territory and Trucial Oman)</i>	2,700	282	..	100	..	14,300	2,000	..	600	..
<i>Other Foreign Countries</i>	50	63	851	800	200	300	379	4,330	900	960
TOTAL FOREIGN COUNTRIES	2,750	295	851	800	200	14,600	2,379	4,330	1,500	960
<i>Share of Bombay</i>	3,530	741	861	780	1,980	15,960	4,939	4,330	2,350	6,975
<i>“ Sind</i>	50	63	300	300	240	960
<i>“ Madras</i>	..	1	207	..	6	765
TOTAL	3,610	794	861	780	2,387	17,260	5,175	4,330	2,250	8,690
Other sorts (III. S)—	Lbs.	Lbs.	Lbs.	Lbs.	Lbs.					
<i>United Kingdom (including Channel Islands)</i>	592,778	844,008	493,800	335,255	274,579	17,32,072	21,87,375	12,38,049	7,01,620	5,30,250
<i>Palestine</i>	4,017	12,490	5,210	7,434	3,694	10,600	33,894	14,925	20,090	8,550
<i>Aden and Dependencies</i>	1,871	1,958	7,496	4,395	6,288	4,806	2,545	8,801	4,263	6,460
<i>Bahrain Islands</i>	1,518	1,971	5,859	2,725	3,959	2,633	2,135	6,925	2,872	4,525
<i>Ceylon (excluding Maldives)</i>	899	1,506	1,963	2,047	5,099	2,107	2,750	2,775	3,257	7,353
<i>Straits Settlements</i>	507	815	2,489	2,171	4,045	1,395	1,607	3,695	4,058	14,160
<i>Union of South Africa</i>	831	5,082	..	16	112	2,886	7,655	..	20	500
<i>Kenya Colony</i>	8,376	1,355	1,681	1,577	5,092	14,350	4,146	4,073	4,225	6,514
Canada—										
<i>Via Atlantic Coast</i>	682	4,396	3,616	9,044	10,349	6,430	11,442	13,980	20,604	18,375
<i>Commonwealth of Australia</i>	228	..	16	..	3,088	360	..	50	..	8,310
<i>Other British Possessions</i>	1,727	1,410	1,283	622	3,402	2,390	2,644	1,995	1,050	3,830
TOTAL BRITISH EMPIRE	613,434	875,809	528,318	365,286	319,677	17,80,070	22,65,553	12,95,248	7,62,057	6,08,823
<i>Sweden</i>	..	11,098	25,736	24,470	57,200
<i>Germany</i>	73,413	3,056	6,100	9,350	2,071	2,35,799	7,930	26,150	10,063	8,915
<i>Netherlands</i>	1,226	580	7,983	15,875	19,478	4,100	1,450	12,844	19,756	35,725
<i>France</i>	2,512	11,579	6,718	84	..	15,725	38,252	15,350	800	..
<i>Switzerland</i>	212	1,047	755	112	85	1,800	7,189	4,325	400	200
<i>Italy (including Fiume)</i>	28,429	14,810	30,208	16,656	244	1,41,784	59,410	77,056	38,690	625

GENERAL EXPORTS

(810)

FOREIGN MERCHANDISE

No. 12—continued

ARTICLES AND COUNTRIES OF FINAL DESTINATION; ALSO SHARE OF EACH PROVINCE	QUANTITY					VALUE				
	1930-31	1931-32	1932-33	1933-34	1934-35	1930-31	1931-32	1932-33	1933-34	1934-35
Textiles—continued						B	B	B	B	B
Wool—continued										
MANUFACTURES—continued										
Other sorts (III. S)—continued										
	Lbs.	Lbs.	Lbs.	Lbs.	Lbs.					
Austria	1,176	6,071	15	3,000	16,410
Turkey, European	22,033	55,654	41,530	100,904	60,118	1,12,000	1,85,775	1,12,908	2,21,830	1,09,400
Syria	4,934	9,530	1,490	2,423	1,000	17,749	36,468	3,590	7,206	1,000
Mascat Territory and Trucial Oman	932	376	6,334	3,839	6,921	1,460	498	5,310	9,372	3,000
Other Native States in Arabia	804	4,339	2,787	501	1,995	1,210	7,510	2,000	350	3,000
Iraq	2,294	2,198	2,188	4,494	1,466	2,615	4,000	2,845	5,961	1,000
Iran	1,543	2,559	1,312	502	2,495	2,490	5,298	1,075	1,275	6,000
Java	1,009	2,200	604	3,602	304	2,750	5,519	1,025	9,950	1,000
China (exclusive of Hongkong and Macao)	3,630	302	74	14	..	23,800	940	225	50	..
Egypt	30,451	17,331	18,105	33,962	15,185	1,00,228	62,849	54,111	68,820	33,500
United States of America—										
Via Atlantic Coast	426,794	123,900	124,212	37,637	4,123	19,09,559	2,97,598	2,71,175	79,315	11,000
" Pacific "	903	56	40	2,775	500	2,300	210	230	3,080	1,000
Other Foreign Countries	4,490	5,234	31,697	2,779	6,032	15,417	13,605	4,854	6,848	15,000
TOTAL FOREIGN COUNTRIES	531,800	374,339	276,407	237,409	1,23,913	22,94,708	7,44,426	5,54,373	8,10,295	2,39,400
Share of Bengal	2,224	1,315	2,325	10,496	5,725	2,352	2,922	6,108	2,618	9,911
" Bombay	495,252	661,242	213,679	177,373	117,624	19,69,813	16,49,989	7,97,416	4,92,214	2,61,211
" Sind	322,326	344,549	439,354	403,540	220,123	29,94,329	14,44,755	11,44,302	3,31,226	3,76,327
" Madras	423	225	497	..	409	1,172	2,190	520	..	450
" Burma	7,993	1,211	309	5,321	267	5,603	2,122	667	10,094	600
TOTAL	1,245,224	1,150,158	806,725	602,895	443,589	40,74,733	29,99,979	19,49,626	12,72,352	3,43,367
Total value of Woollen Manufactures—										
United Kingdom (including Channel Islands)	17,40,322	21,35,447	12,23,299	7,01,902	5,37,799
Palestine	11,073	24,239	14,925	21,405	3,550
Aden and Dependencies	7,360	5,170	10,031	3,373	31,433
Bahrain Islands	2,093	5,135	11,485	7,147	16,473
Ceylon (excluding Maldives)	6,397	10,243	2,773	12,792	40,573
Straits Settlements	2,345	1,007	2,695	4,056	15,327
Hongkong	5,524	2,181	1,014	437	400
Union of South Africa	2,326	7,655	..	20	500
Zanzibar and Pemba	5,265	2,750	520	2,420	4,210
Kenya Colony	25,405	15,106	22,869	19,273	66,079
Tanganyika Territory	6,225	450	150	700	2,490
Mauritius and Dependencies	430	515	..	10,843	1,200
Canada—										
Via Atlantic Coast	6,430	11,442	13,950	20,604	19,375
Commonwealth of Australia	300	..	50	..	3,310
Other British Possessions	465	974	1,100	1,150	3,335
TOTAL BRITISH EMPIRE	18,36,581	22,95,349	13,10,373	8,11,752	7,56,725
Sweden	24,470	57,200
Germany	2,45,019	3,047	20,150	23,063	3,915
Netherlands	4,100	14,316	12,844	19,756	35,725
Belgium	1,000	2,440	2,700	3,660	1,323
France	16,645	33,752	15,390	300	..
Switzerland	1,600	7,169	4,325	490	200
Italy (including Fiume)	1,48,333	62,306	77,053	38,690	635
Austria	2,000	16,410	400
Turkey, European	1,12,000	1,85,775	1,12,908	2,22,350	1,09,000

No. 12—continued

ARTICLES, AND COUNTRIES OF FINAL DESTINATION; ALSO SHARE OF EACH PROVINCE	QUANTITY					VALUE				
	1930-31	1931-32	1932-33	1933-34	1934-35	1930-31	1931-32	1932-33	1933-34	1934-35
Textiles—continued										
Wool—continued										
MANUFACTURES—continued										
Total value of Woolen										
Manufactures—continued										
Syria	—	—	—	—	—	17,749	30,468	3,590	7,205	1,000
Mascat Territory and Trucial Oman	—	—	—	—	—	1,850	3,738	7,010	12,231	18,163
Other Native States in Arabia	—	—	—	—	—	17,210	9,510	4,140	5,645	26,028
Iraq	—	—	—	—	—	2,738	6,050	9,275	8,661	1,927
Iran	—	—	—	—	—	30,048	20,751	8,425	5,940	12,662
Java	—	—	—	—	—	2,750	6,070	1,035	9,950	1,000
China (exclusive of Hongkong and Macao)	—	—	—	—	—	24,739	2,098	2,282	2,646	..
Japan	—	—	—	—	—	4,899	..	3,428	2,680	12,978
Egypt	—	—	—	—	—	1,00,408	52,688	54,111	89,830	33,550
Portuguese East Africa	—	—	—	—	—	5,608	6,771	2,629	530	450
United States of America— Vid Atlantic Coast	—	—	—	—	—	16,09,559	2,97,738	2,78,375	79,315	11,844
“ Pacific ”	—	—	—	—	—	3,800	210	230	3,080	1,300
Other Foreign Countries	—	—	—	—	—	8,735	12,904	1,000	6,568	13,490
TOTAL FOREIGN COUNTRIES	—	—	—	—	—	28,45,905	8,03,801	6,75,538	6,48,009	2,90,593
Share of Bengal	—	—	—	—	—	2,797	2,932	3,309	13,197	10,459
“ Bombay ”	—	—	—	—	—	11,59,015	16,18,843	3,26,013	4,70,269	4,45,627
“ Sind ”	—	—	—	—	—	30,04,269	14,48,794	11,59,843	3,86,391	5,82,405
“ Madras ”	—	—	—	—	—	1,173	2,198	630	—	1,923
“ Burma ”	—	—	—	—	—	9,233	15,685	667	10,094	3,845
TOTAL	—	—	—	—	—	41,82,486	30,99,150	19,86,461	13,59,761	10,47,320
Total value of Wool and Woolens	—	—	—	—	—	70,34,266	67,62,910	32,84,171	44,78,893	28,23,868
Other textiles— Raw (II Q)—	Owts.	Owts.	Owts.	Owts.	Owts.					
TOTAL BRITISH EMPIRE	87	1,500	..
Spain	419	7,200	..
Other Foreign Countries	1	80	..
TOTAL FOREIGN COUNTRIES	420	7,280	..
Share of Burma	407	8,730	..
Manufactures (III F)— United Kingdom (including Channel Islands)	—	—	—	—	—	70,933	14,095	15,597	24,159	1,18,570
Aden and Dependences	—	—	—	—	—	33,047	62,303	76,879	2,67,624	2,61,034
Bahrain Islands	—	—	—	—	—	8,605	48,632	44,988	40,093	1,32,054
Ceylon (including Maldives)	—	—	—	—	—	43,046	86,341	24,762	6,23,771	4,95,118
Straits Settlements	—	—	—	—	—	1,301	730	2,856	1,400	10,593
Gold Coast (including Br. Man- dated Territory of Togoland)	—	—	—	—	—	6,760	..
Union of South Africa	—	—	—	—	—	238	5,000	..	2,210	18
Zanzibar and Pemba	—	—	—	—	—	20,638	5,085	9,194	11,735	60,865
Kenya Colony	—	—	—	—	—	40,164	55,350	1,31,435	3,67,260	3,54,175
Tanganyika Territory	—	—	—	—	—	20,546	3,465	21,705	14,955	28,100
Anglo-Egyptian Sudan	—	—	—	—	—	3,330	33,572	22,705	4,79,540	3,60,104
Mauritius and Dependences	—	—	—	—	—	10,680	75,993	18,690	65,618	530
Seychelles	—	—	—	—	—	750	3,130	6,295	6,640	8,541
Fiji Islands	—	—	—	—	—	7,397	3,910	7,394
Other British Possessions	—	—	—	—	—	698	1,630	1,000	500	4,225
TOTAL BRITISH EMPIRE	—	—	—	—	—	2,70,331	3,94,686	3,93,500	19,12,265	18,99,927
Germany	—	—	—	—	—	8,780	805	28,622
Belgium	—	—	—	—	—	7,752
France	—	—	—	—	—	13,363	1,26,590	24	1,741	876
Mascat Territory and Trucial Oman	—	—	—	—	—	1,000	17,850	14,535	1,75,870	55,145
Other Native States in Arabia	—	—	—	—	—	4,635	18,445	40,644	74,125	1,12,339
Syria	—	—	—	—	—	75,000
Iraq	—	—	—	—	—	10,195	4,50,382	2,40,668	8,64,669	11,02,298
Iran	—	—	—	—	—	1,16,978	5,712	242	20,914	1,02,687
Java	—	—	—	—	—	5,600	200
China (exclusive of Hongkong and Macao)	—	—	—	—	—	314	23,125	65	..	1,355
Japan	—	—	—	—	—	1,518	1,750	3,120	10,190	1,05,202
Portuguese East Africa	—	—	—	—	—	12,330	15,495	38,635	49,570	31,595
Other Foreign Countries	—	—	—	—	—	6,602	10,511	13,223	15,947	16,147
TOTAL FOREIGN COUNTRIES	—	—	—	—	—	1,81,263	6,69,860	3,51,256	12,13,321	16,38,617

GENERAL EXPORTS

(812)

FOREIGN MERCHANDISE

No. 12—continued

ARTICLES, AND COUNTRIES OF FINAL DESTINATION; ALSO SHARE OF EACH PROVINCE	QUANTITY					VALUE				
	1930-31	1931-32	1932-33	1933-34	1934-35	1930-31	1931-32	1932-33	1933-34	1934-35
Textiles—concluded						B	B	B	B	B
Other Textiles—continued										
MANUFACTURES (III. T)										
<i>—continued.</i>										
Share of Bengal	—	—	—	—	—	30,422	250	4,499	11,039	22,241
“ Bombay	—	—	—	—	—	3,53,093	9,03,017	7,23,038	36,94,166	32,68,971
“ Sind	—	—	—	—	—	22,216	6,096	159	78,365	83,301
“ Madras	—	—	—	—	—	39,392	1,84,889	..	1,422	12,011
“ Burma	—	—	—	—	—	931	628	2,978	16	3,446
TOTAL	—	—	—	—	—	4,51,584	10,64,549	7,94,756	31,26,086	34,78,544
Total value of Textiles, Raw Materials	—	—	—	—	—	30,25,271	39,97,159	14,66,599	37,58,079	20,30,821
Total value of Yarns and Textile Fabrics	—	—	—	—	—	1,07,37,217	91,53,402	99,00,064	1,12,73,392	97,07,598
Total value of Textiles, Raw and Manufactures	—	—	—	—	—	1,37,66,198	1,30,30,561	1,94,97,664	1,50,31,371	1,17,38,419
Tobacco—										
Unmanufactured (I. J)—	Lbs.	Lbs.	Lbs.	Lbs.	Lbs.					
Aden and dependencies	10,140	919	19,012	500
Other British Possessions	17,845	61	2,122	244	..
TOTAL BRITISH EMPIRE	17,845	10,201	919	2,122	19,256	500
United States of America— Via Atlantic Coast	25	2,148	..	4,248	..	170	1,599	..	7,752	..
Other Foreign Countries	2,044	344	..	4,168	2,996	2,371	462	..	4,661	2,074
TOTAL FOREIGN COUNTRIES	2,069	2,492	..	8,416	2,996	2,541	2,061	..	12,408	2,074
Share of Bengal	16,098	61	2,396	1,222	244	2,074
“ Bombay	1,222	..	48	17,844	919	2,766	..	26	30,647	500
“ Sind	2,148	..	404	1,599	..	622	..
“ Madras	337	344	1,699	193	..	775	462	1,328	244	..
TOTAL	2,069	2,492	17,845	18,612	4,815	2,541	2,061	2,122	31,659	2,574
Manufactured (I. J)—	Lbs.	Lbs.	Lbs.	Lbs.	Lbs.					
United Kingdom (including Channel Islands)	4,499	7,198	2,424	1,983	4,263	12,524	22,100	11,696	7,768	15,201
Aden and Dependencies	961	2,127	1,559	881	5,910	4,085	9,210	6,701	1,972	17,091
Bahrain Islands	754	125	1,421	2,426	..	1,914	500	5,005	9,862
Ceylon (excluding Maldives)	861	470	32	84	2,178	2,245	4,284	87	195	11,286
Straits Settlements	2,838	2,835	..	26	1,271	2,908	2,826	..	55	9,689
Other British Possessions	1,100	766	2,029	445	274	2,528	2,255	4,100	1,469	1,689
TOTAL BRITISH EMPIRE	10,279	15,196	7,179	4,740	12,522	22,050	42,649	22,084	16,204	66,720
Mascat Territory and Trucial Oman	812	598	664	1,425	2,506	4,256	4,008	2,651	5,218	12,122
Other Native States in Arabia	4	1,254	11	6,292
China (excluding of Hong- kong and Macao)	1,500	1,912	75	..	2,211	7,500	2,720	300	..	4,400
Japan	21	12,622	250	24,562
Other Foreign Countries	1,735	1,857	894	1,220	1,722	10,629	4,976	2,040	2,553	4,145
TOTAL FOREIGN COUNTRIES	4,052	4,304	1,628	2,676	21,621	22,556	17,698	6,991	9,021	61,589
Share of Bengal	10,351	2,800	2,075	..	11,089	27,269	5,564	4,176	..	26,444
“ Bombay	2,309	6,808	2,095	1,325	21,166	10,878	27,424	2,221	7,489	75,296
“ Sind	922	2,170	928	1,925	2,148	6,716	10,429	6,598	6,504	6,805
“ Madras	536	7,059	3,718	2,292	6,316	1,463	27,696	11,470	11,920	12,227
“ Burma	152	221	..	124	426	200	222	..	412	1,777
TOTAL	14,281	19,559	8,612	7,416	40,152	55,606	61,247	20,075	25,325	1,27,309
TOTAL TOBACCO	Lbs. 16,400	Lbs. 22,048	Lbs. 26,457	Lbs. 26,028	Lbs. 44,968	59,147	62,408	22,258	56,984	1,20,893

No. 12—continued

ARTICLES, AND COUNTRIES OF FINAL DESTINATION; ALSO SHARE OF EACH PROVINCE	QUANTITY					VALUE				
	1930-31	1931-32	1932-33	1933-34	1934-35	1930-31	1931-32	1932-33	1933-34	1934-35
						R	R	R	R	R
Toys and Requisites for Games and Sports (in- cluding Fishing Tackle, other than Fire-arms) (III. U)—										
United Kingdom (including Channel Islands)	—	—	—	—	—	52,485	18,968	25,691	19,017	14,570
Union of South Africa	—	—	—	—	—	156	9,392	8,510	1,571	..
Kenya Colony	—	—	—	—	—	1,502	3,288	3,680	677	5,713
Commonwealth of Australia	—	—	—	—	—	7,117	200	311	—	759
Other British Possessions	—	—	—	—	—	6,623	9,176	5,277	12,570	8,555
TOTAL BRITISH EMPIRE	—	—	—	—	—	67,888	41,019	48,469	38,835	29,597
Sweden	—	—	—	—	—	20	8,015	..
Iraq	—	—	—	—	—	2,553	5,631	803	2,798	8,562
Japan	—	—	—	—	—	2,525	43,214	291	2,421	4,766
Other Foreign Countries	—	—	—	—	—	22,535	18,104	15,238	10,129	14,010
TOTAL FOREIGN COUNTRIES	—	—	—	—	—	27,634	61,949	16,332	23,363	27,838
Share of Bengal	—	—	—	—	—	32,733	20,668	6,928	15,783	5,337
" Bombay	—	—	—	—	—	30,090	75,877	35,216	31,718	40,366
" Sind	—	—	—	—	—	36,781	4,807	14,335	6,970	9,153
" Madras	—	—	—	—	—	2,974	517	714	20	1,334
" Burma	—	—	—	—	—	2,944	1,099	1,608	1,701	685
TOTAL	—	—	—	—	—	95,522	1,02,968	59,801	67,198	56,935
Umbrellas (including Para- sols and Sunshades) (III. U)—										
Ceylon (excluding Maldives)	No. 7,078	No. 2,398	No. ..	No. ..	No. 250	12,925	4,765	170
Union of South Africa	228	2,748	740	..	144	650	5,109	850	..	200
Other British Possessions	2,731	86	220	2,887	4,418	4,094	940	500	2,735	3,699
TOTAL BRITISH EMPIRE	10,037	6,570	960	2,887	4,812	17,669	10,805	1,350	2,735	4,069
Portuguese East Africa	18,972	6,204	1,565	2,020	1,020	20,110	6,300	2,100	2,330	1,200
Other Foreign Countries	144	284	457	2,571	2,160	300	212	494	2,247	1,756
TOTAL FOREIGN COUNTRIES	19,016	6,488	2,022	4,591	3,180	20,410	6,512	2,594	4,577	2,956
Share of Bengal	1,236	3,300	1,900	4,720
" Bombay	22,032	9,659	2,321	7,471	7,272	25,310	12,495	3,240	7,287	6,249
" Sind	12	1	..	720	..	15	4	..	776
" Madras	5,732	10,235
" Burma	3	37	..	7	..	44	87	..	26	..
TOTAL	29,053	18,008	2,982	7,478	7,992	38,079	17,317	8,944	7,312	7,025

GENERAL EXPORTS

(814)

FOREIGN MERCHANDISE

No. 12—continued

ARTICLES, AND COUNTRIES OF FINAL DESTINATION; ALSO SHARE OF EACH PROVINCE	QUANTITY					VALUE				
	1930-31	1931-32	1932-33	1933-34	1934-35	1930-31	1931-32	1932-33	1933-34	1934-35
Vehicles (excluding Locomotives, etc., for Railways)—										
<i>Carriages and carts (including Railway carriages) and parts thereof (III. O)—</i>										
United Kingdom (including Channel Islands) . . .	—	—	—	—	—	2,77,477	2,77,814	1,51,474	1,53,282	1,46,341
Ceylon (excluding Maldives) . . .	—	—	—	—	—	41,845	15,704	11,700	59,504	20,236
Straits Settlements . . .	—	—	—	—	—	12,309	25,442	4,550	3,187	22,297
Commonwealth of Australia . . .	—	—	—	—	—	..	3,000	..	7,045	245
Other British Possessions . . .	—	—	—	—	—	10,048	5,611	5,271	14,695	3,516
TOTAL BRITISH EMPIRE	—	—	—	—	—	2,42,674	2,27,571	1,76,091	2,27,719	2,52,011
Germany	—	—	—	—	—	10,338	5,309	2,241	1,680	4,000
France	—	—	—	—	—	45,694	8,559	24,300	4,625	14,503
Netherlands	—	—	—	—	—	1,000	380	..	500	25,300
United States of America—										
Via Atlantic Coast	—	—	—	—	—	29,920	4,532	14,015	9,975	..
" Pacific "	—	—	—	—	—	..	145	1,280
Other Foreign Countries	—	—	—	—	—	11,427	9,219	4,560	15,344	9,024
TOTAL FOREIGN COUNTRIES	—	—	—	—	—	99,634	28,134	46,466	22,324	53,323
TOTAL	—	—	—	—	—	4,42,308	3,55,705	2,22,557	2,70,043	3,05,334
Ships, parts of (including Launches and Boats) (III. O)—										
United Kingdom (including Channel Islands) . . .	—	—	—	—	—	6,300	19,570	1,930	..	3,372
Other British Possessions . . .	—	—	—	—	—	554	..	60	..	550
TOTAL BRITISH EMPIRE	—	—	—	—	—	6,854	19,570	1,990	..	4,422
Netherlands	—	—	—	—	—	10,500	..
Native States in Arabia other than Maskat Territory and Trucial Oman . . .	—	—	—	—	—	24,921
Iran	—	—	—	—	—	20,700	150	..
Other Foreign Countries	—	—	—	—	—	270	3,133	333	..	2,350
TOTAL FOREIGN COUNTRIES	—	—	—	—	—	45,891	3,133	333	10,650	2,350

No. 12—continued

ARTICLES AND COUNTRIES OF FINAL DESTINATION; ALSO SHARE OF EACH PROVINCE	QUANTITY					VALUE				
	1930-31	1931-32	1932-33	1933-34	1934-35	1930-31	1931-32	1932-33	1933-34	1934-35
	R	R	R	R	R	R	R	R	R	R
Vehicles (excluding Locomotives, etc., for Railways)—concluded										
Ships, parts of (including Launches and Boats) (III. O)—continued										
Share of Bengal	—	—	—	—	—	..	20,600	403	600	6,752
" Bombay	—	—	—	—	—	26,075	1,643	76	150	370
" Sind	—	—	—	—	—	21,870
" Madras	—	—	—	—	—	300	10,000	300
" Burma	—	—	—	—	—	6,600	610	1,895	..	360
TOTAL	—	—	—	—	—	52,645	22,758	2,378	10,650	6,772
Other sorts (III. O)—										
United Kingdom (including Channel Islands)	—	—	—	—	—	3,70,230	3,51,272	3,67,576	4,24,227	3,62,206
Palestine	—	—	—	—	—	6,274
Aden and Dependencies	—	—	—	—	—	3,700	7,567	2,618	5,817	9,550
Bahrain Islands	—	—	—	—	—	41,202	9,025	3,550	2,278	6,022
Ceylon (excluding Maldives)	—	—	—	—	—	3,18,024	3,24,832	1,94,398	4,33,712	12,90,630
Straits Settlements	—	—	—	—	—	9,970	4,363	3,960	16,833	55,332
Hongkong	—	—	—	—	—	2,300	..	453	..	5,500
Union of South Africa	—	—	—	—	—	32,489	6,424	2,000	5,800	135
Zanzibar and Pemba	—	—	—	—	—	5,317	11,039	3,613	3,467	6,235
Kenya Colony	—	—	—	—	—	21,320	16,292	36,288	29,895	18,157
Tanganyika Territory	—	—	—	—	—	13,730	6,615	3,268	1,800	6,475
Anglo-Egyptian Sudan	—	—	—	—	—	3,700	36	22,500
Commonwealth of Australia	—	—	—	—	—	7,636	500	19,795	..	3,950
Other British Possessions	—	—	—	—	—	930	6,015	3,173	1,727	1,377
TOTAL BRITISH EMPIRE	—	—	—	—	—	8,27,373	7,44,344	6,50,761	9,75,597	17,97,159
Germany	—	—	—	—	—	5,900	1,436	9,241	932	14,632
Belgium	—	—	—	—	—	75	38,350	23,770	1,800	141
France	—	—	—	—	—	60,425	64,775	33,663	33,747	52,222
Portugal (including Azores and Madeira)	—	—	—	—	—	13,000
Italy (including Fiume)	—	—	—	—	—	55,422	53,679	50,345	70,753	65,712
Greece (including Crete)	—	—	—	—	—	..	6,000
Syria	—	—	—	—	—	..	1,235	291	..	9,000
Maskat Territory and Trucial Oman	—	—	—	—	—	3,301	2,235	3,525	23,323	15,366
Other Native States in Arabia	—	—	—	—	—	3,270	..	1,300	370	75,390
Iraq	—	—	—	—	—	11,533	3,464	3,735	3,739	3,173
Iran	—	—	—	—	—	74,203	47,293	43,347	22,392	54,231
Java	—	—	—	—	—	1,973	24,733	401	4,736	240
Siam	—	—	—	—	—	5,359	3,320	5,000	..	1,904
China (excluding of Hongkong and Macao)	—	—	—	—	—	36,275	5,000	1,350	3,140	26,284
Egypt	—	—	—	—	—	9,320	13,130	9,754	2,990	33,037
Portuguese East Africa	—	—	—	—	—	1,300	2,469	10,376	3,195	1,310
United States of America— Via Atlantic Coast	—	—	—	—	—	43,971	63,633	30,733	13,324	17,033
" Pacific "	—	—	—	—	—	550	7,920	3,535	1,115	..
Other Foreign Countries	—	—	—	—	—	9,344	4,117	3,924	1,399	4,563
TOTAL FOREIGN COUNTRIES	—	—	—	—	—	8,33,781	8,55,409	3,50,490	2,04,010	4,46,513
Share of Bengal	—	—	—	—	—	15,104	1,464	..	30	695
" Bombay	—	—	—	—	—	3,96,903	3,11,316	7,43,343	9,00,739	13,32,500
" Sind	—	—	—	—	—	1,42,204	1,11,907	37,549	1,33,440	2,05,644
" Madras	—	—	—	—	—	1,06,093	1,72,147	57,371	1,05,243	1,37,371
" Burma	—	—	—	—	—	330	3,920	11,933	35,153	56,062
TOTAL	—	—	—	—	—	11,61,159	11,01,253	9,01,251	11,79,607	22,43,672
TOTAL VALUE OF VEHICLES	—	—	—	—	—	16,66,112	14,79,711	11,26,181	14,60,294	25,56,931

GENERAL EXPORTS

(816)

FOREIGN MERCHANDISE

No. 12—continued

ARTICLES, AND COUNTRIES OF FINAL DESTINATION; ALSO SHARE OF EACH PROVINCE	QUANTITY					VALUE				
	1930-31	1931-32	1932-33	1933-34	1934-35	1930-31	1931-32	1932-33	1933-34	1934-35
Wax of all kinds (excluding tapers and candles) (II. A)—										
United Kingdom (including Channel Islands)	Cwts. 41	Cwts. ..	Cwts. ..	Cwts. 14	Cwts. 369	3,080	224	11
Other British Possessions	3	2	54	23	101	200	110	1,283	540	11
TOTAL BRITISH EMPIRE	44	2	54	37	470	3,280	110	1,283	764	22
TOTAL FOREIGN COUNTRIES	6	18	..	3	54	864	980	..	187	11
<i>Share of Bengal</i>	14	53	224	11
" <i>Bombay</i>	3	18	..	5	18	664	1,090	..	227	11
" <i>Sind</i>	3	11
" <i>Madras</i>	41	369	3,080	11
" <i>Burma</i>	54	21	23	1,283	540	11
TOTAL	50	18	54	40	524	3,644	1,090	1,283	801	22
Wood and Timber—										
Teak (II. B)—										
TOTAL BRITISH EMPIRE	Cubic tons 26	Cubic tons 11	Cubic tons ..	Cubic tons ..	Cubic tons ..	3,597	1,375
Iraq	9	99	40	2,105	12,91
Other Foreign Countries	11	4	2,231	11
TOTAL FOREIGN COUNTRIES	20	103	40	4,336	13,74
<i>Share of Bombay</i>	26	11	..	29	103	3,617	1,375	..	4,336	13,74
" <i>Sind</i>	10
TOTAL	26	11	..	20	103	3,627	1,375	..	4,336	13,74
Other kinds of wood and timber (II. B)—										
United Kingdom (including Channel Islands)	—	—	—	—	—	12,040	605	5,940	3,102	9,21
Other British Possessions	—	—	—	—	—	5,752	3,815	1,464	1,125	81
TOTAL BRITISH EMPIRE	—	—	—	—	—	17,792	4,220	7,404	4,227	10,02
Iraq	—	—	—	—	—	100	4,800	5,45
Japan	—	—	—	—	—	10,330	4,815	2,17
Other Foreign Countries	—	—	—	—	—	10,166	3,263	4,492	1,863	2,04
TOTAL FOREIGN COUNTRIES	—	—	—	—	—	10,326	3,263	14,822	10,987	10,64
<i>Share of Bengal</i>	—	—	—	—	—	..	400	5,600	3,100	9,44
" <i>Bombay</i>	—	..	—	—	—	12,934	3,350	15,274	10,884	9,52
" <i>Sind</i>	—	—	—	—	—	3,149	3,058	1,362	1,280	1,51
" <i>Madras</i>	—	—	—	—	—	12,025	775
" <i>Burma</i>	—	—	—	—	—	10
TOTAL	—	—	—	—	—	28,118	7,468	22,320	15,314	20,58

No. 12—continued

ARTICLES, AND COUNTRIES OF FINAL DESTINATION; ALSO SHARE OF EACH PROVINCE	QUANTITY					VALUE				
	1930-31	1931-32	1932-33	1933-34	1934-35	1930-31	1931-32	1932-33	1933-34	1934-35
						£	£	£	£	£
Wood and Timber—continued										
MANUFACTURES OF WOOD, other than FURNITURE AND CABINETWARE (III. G)—										
United Kingdom (including Channel Islands)	—	—	—	—	—	8,87,858	7,89,209	4,11,788	2,08,920	2,52,516
Aden and Dependencies	—	—	—	—	—	80	220	6,346	100	1,479
Ceylon (excluding Maldives)	—	—	—	—	—	10,084	20,989	17,394	800	1,039
Other British Possessions	—	—	—	—	—	1,540	8,758	2,582	1,378	1,946
TOTAL BRITISH EMPIRE	—	—	—	—	—	8,78,997	7,94,176	4,38,110	2,11,198	2,56,980
TOTAL FOREIGN COUNTRIES	—	—	—	—	—	6,822	2,659	1,838	5,499	1,910
Share of Bengal	—	—	—	—	—	21,116	20,756	59,653	33,205	27,791
“ Bombay	—	—	—	—	—	2,82,656	1,97,355	1,06,504	35,837	20,398
“ Sind	—	—	—	—	—	1,03,221	1,62,240	1,02,301	73,328	63,246
“ Madras	—	—	—	—	—	3,30,443	3,64,689	1,64,591	9,180	83,530
“ Burma	—	—	—	—	—	12,323	12,295	7,394	6,479	2,965
TOTAL	—	—	—	—	—	6,85,819	7,06,385	4,39,443	2,16,697	2,58,890
Total value of wood and timber	—	—	—	—	—	9,17,564	8,06,593	4,61,669	2,38,247	2,93,316
Postal Articles (V)—										
United Kingdom (including Channel Islands)	—	—	—	—	—	2,811*	1,19,057*	2,935*	48,621	2,368
Gibraltar	—	—	—	—	—	465	377	396	81	447
Aden and Dependencies	—	—	—	—	—	45,789
Ceylon (excluding Maldives)	—	—	—	—	—	6,65,776	5,10,368	7,79,189	6,09,122	3,77,336
Straits Settlements	—	—	—	—	—	168	989	478	407	777
Union of South Africa	—	—	—	—	—	54,010	61,453	29,982	22,342	21,039
Zanzibar and Pemba	—	—	—	—	—	25,494	26,265	25,244	10,425	9,764
Kenya Colony	—	—	—	—	—	43,093	43,031	25,676	12,824	16,762
Tanganyika Territory	—	—	—	—	—	16,753	19,910	10,109	6,789	8,085
Uganda Protectorate	—	—	—	—	—	43,342	42,511	21,076	11,751	38,110
Somaland Protectorate	—	—	—	—	—	778	655	496	89	28
Mauritius and Dependencies	—	—	—	—	—	88,606	6,379	1,842	1,962	2,768
Seychelles	—	—	—	—	—	1,107	722	278	..	60
Commonwealth of Australia	—	—	—	—	—	22,516	11,720	5,332	1,050	8,342
New Zealand	—	—	—	—	—	1,897	1,453	2,917	1,836	2,575
Fiji Islands	—	—	—	—	—	278	2,749	1,517	1,600	2,246
TOTAL BRITISH EMPIRE	—	—	—	—	—	9,27,577	8,48,229	9,08,360	7,14,821	5,92,022

* Figures of re-exports of postal articles to the United Kingdom from 1922-23 are incomplete, as most of these have been registered and distinguished under exports.

GENERAL EXPORTS

(818)

FOREIGN MERCHANDISE

No. 12—continued

ARTICLES, AND COUNTRIES OF FINAL DESTINATION; ALSO SHARE OF EACH PROVINCE	QUANTITY					VALUE				
	1930-31	1931-32	1932-33	1933-34	1934-35	1930-31	1931-32	1932-33	1933-34	1934-35
Postal Articles (V)—continued						R	R	R	R	R
Denmark	—	—	—	—	—	160
Germany	—	—	—	—	—	10,161	12,524	..
France	—	—	—	—	—	1,60,850	1,33,665	1,60,747	2,22,425	2,00,000
Switzerland	—	—	—	—	—	12,122	21,000
Iraq	—	—	—	—	—	1,05,722	1,00,596	21,745	..	7,000
Iran	—	—	—	—	—	75,276	82,657	25,268	..	1,000
Java	—	—	—	—	—	162	..
Siam	—	—	—	—	—	..	940
French Indo-China	—	—	—	—	—	534	622	124
Philippines	—	—	—	—	—	10	1,022	452
China (exclusive of Hongkong and Macao)	—	—	—	—	—	2,022	1,000
Japan	—	—	—	—	—	2,772	6,016	1,544	2,245	2,500
Egypt	—	—	—	—	—	20,612	22,902	22,112	14,000	12,000
Portuguese East Africa	—	—	—	—	—	11,220	11,522	5,102	4,020	5,000
French Somaliland	—	—	—	—	—	4,012	4,250	2,462	2,147	1,500
United States of America— Vid Atlantic Coast	—	—	—	—	—	1,061	1,722	472	1,601	..
Haiti and St. Domingo	—	—	—	—	—	2,022	2,002	1,791	..	71
TOTAL FOREIGN COUNTRIES	—	—	—	—	—	4,06,772	2,22,012	2,72,122	2,70,522	2,42,222
Share of Bombay	—	—	—	—	—	6,22,372	6,22,222	2,22,222	4,72,222	4,22,222
" Madras	—	—	—	—	—	7,22,222	6,22,222	7,22,222	6,22,222	4,22,222
" Burma	—	—	—	—	—	2,222	2,222	2,222	2,222	2,222
TOTAL	—	—	—	—	—	12,22,222	12,22,222	11,22,222	10,22,222	2,74,222
All other Articles of mer- chandise—										
UNMANUFACTURED (II. B)—										
United Kingdom (including Channel Islands)	—	—	—	—	—	47,222	5,000	2,722	20,222	7,222
Gibraltar	—	—	—	—	—	12,222
Other British Possessions	—	—	—	—	—	2,222	1,000	902	2,010	2,222
TOTAL BRITISH EMPIRE	—	—	—	—	—	54,222	7,222	17,222	22,222	9,222
Germany	—	—	—	—	—	24,222	14,222	41,222	1,01,222	1,02,222
Belgium	—	—	—	—	—	5,712	2,000	..	2,222	1,222
Italy (including Fiume)	—	—	—	—	—	4,022	24,000	2,000	200	10,222
Hungary	—	—	—	—	—	5,000
Syria	—	—	—	—	—	2,222
China (exclusive of Hongkong and Macao)	—	—	—	—	—	10,222	..	122
United States of America— Vid Atlantic Coast	—	—	—	—	—	1,22,222	22,222	22,222	2,22,222	2,22,222
Other Foreign Countries	—	—	—	—	—	2,222	7,501	2,222	2,222	2,042
TOTAL FOREIGN COUNTRIES	—	—	—	—	—	2,52,222	1,27,222	1,41,222	2,22,222	7,44,222
Share of Bengal	—	—	—	—	—	2,222	1,222	10,222	2,222	222
" Bombay	—	—	—	—	—	1,22,222	22,222	22,222	10,222	22,222
" Sind	—	—	—	—	—	1,22,222	22,222	1,22,222	4,22,222	2,22,222
" Madras	—	—	—	—	—	..	10	200	..	222
" Burma	—	—	—	—	—	..	20	..	222	102
TOTAL	—	—	—	—	—	2,10,222	1,44,222	1,52,222	4,22,222	7,54,222

No. 12—concluded

ARTICLES AND COUNTRIES OF FINAL DESTINATION; ALSO SHARE OF EACH PROVINCE	QUANTITY					VALUE				
	1930-31	1931-32	1932-33	1933-34	1934-35	1930-31	1931-32	1932-33	1933-34	1934-35
All other Articles of merchandise—continued						R	R	R	R	R
MANUFACTURED (III. U)—										
United Kingdom (including Channel Islands)	—	—	—	—	—	84,445	1,37,801	85,601	98,202	76,319
Palestine	—	—	—	—	—	1,222	600	8,245	450	..
Aden and Dependences	—	—	—	—	—	3,897	6,568	4,000	1,753	4,875
Bahrein Islands	—	—	—	—	—	3,296	892	5,384	1,770	3,425
Ceylon (excluding Maldives)	—	—	—	—	—	76,062	62,044	70,638	15,773	12,794
Straits Settlements	—	—	—	—	—	22,705	3,655	5,500	2,961	4,852
Federated Malay States	—	—	—	—	—	6,080	510	..	22	50
Kenya Colony	—	—	—	—	—	12,268	8,795	7,206	8,157	9,905
Commonwealth of Australia	—	—	—	—	—	80	2,404	5,935	991	446
Other British Possessions	—	—	—	—	—	8,108	5,449	3,840	7,157	8,940
TOTAL BRITISH EMPIRE	—	—	—	—	—	3,19,868	2,28,788	1,96,389	1,37,356	1,21,100
Germany	—	—	—	—	—	20,510	4,898	4,720	3,432	270
Belgium	—	—	—	—	—	20,897	4,704	4,656	108	155
Denmark	—	—	—	—	—	..	100	..	1	10,766
France	—	—	—	—	—	942	9,039	2,889	8,876	..
Switzerland	—	—	—	—	—	4,150	200
Italy (including Fiume)	—	—	—	—	—	2,001	3,262	7,007	725	987
Iraq	—	—	—	—	—	24,667	12,331	11,523	4,773	8,584
Iran	—	—	—	—	—	6,579	4,494	6,427	11,400	5,925
Japan	—	—	—	—	—	3,617	2,268	2,407	13,752	5,321
Egypt	—	—	—	—	—	102	477	..	886	90,277
United States of America—										
Via Atlantic Coast	—	—	—	—	—	18,692	1,02,978	8,925	1,644	7,876
" Pacific "	—	—	—	—	—	11,210	5	925	..	50
Other Foreign Countries	—	—	—	—	—	22,089	9,440	13,384	7,871	10,880
TOTAL FOREIGN COUNTRIES	—	—	—	—	—	1,48,456	1,55,646	62,868	58,522	1,41,041
Share of Bengal	—	—	—	—	—	16,060	23,321	30,232	43,996	12,393
" Bombay	—	—	—	—	—	3,72,936	3,32,109	1,46,333	1,25,436	2,18,322
" Sind	—	—	—	—	—	14,364	14,143	9,651	7,552	7,493
" Madras	—	—	—	—	—	54,264	13,458	72,471	12,036	17,699
" Burma	—	—	—	—	—	9,250	6,799	575	1,738	5,324
TOTAL	—	—	—	—	—	3,68,064	3,83,829	2,59,252	1,90,758	2,82,141
GRAND TOTAL VALUE OF FOREIGN MERCHANDISE EXPORTED (exclusive of Government Stores)	—	—	—	—	—	5,14,40,315	4,65,86,260	3,21,93,446	3,41,73,569	3,54,56,716
Share of Bengal	—	—	—	—	—	43,17,090	52,45,981	32,35,537	35,17,540	34,13,645
" Bombay	—	—	—	—	—	3,33,31,172	2,84,33,268	1,97,33,172	2,15,58,254	2,38,04,328
" Sind	—	—	—	—	—	1,10,43,710	91,41,349	60,69,776	64,92,607	57,12,182
" Madras	—	—	—	—	—	27,12,109	27,13,669	22,80,233	17,12,528	16,57,977
" Burma	—	—	—	—	—	10,46,334	10,51,993	3,94,628	3,93,410	3,63,927
TOTAL	—	—	—	—	—	5,14,40,315	4,65,86,260	3,21,93,446	3,41,73,569	3,54,56,716

GENERAL IMPORTS

(GOVERNMENT STORES)

(820)

No. 13

QUANTITY and VALUE of IMPORTS of GOVERNMENT STORES into BRITISH INDIA in each official year from 1930-31 to 1934-35.

NOTE—(1) Articles imported by Government are subject to duty from 1924-25.
(2) Values from the year 1928-29 to 1932-33 have been calculated uniformly at the current rate of exchange.

ARTICLES AND COUNTRIES OF CONSIGNMENT; ALSO SHARE OF EACH PROVINCE	QUANTITY					VALUE				
	1930-31	1931-32	1932-33	1933-34	1934-35	1930-31	1931-32	1932-33	1933-34	1934-35
GOVERNMENT STORES—										
Apparel (including drapery, uniforms, accoutrements, but excluding hosiery and boots and shoes)—										
United Kingdom (including Channel Islands)	—	—	—	—	—	8,51,377	7,77,307	4,97,043	8,33,374	—
Other British Possessions	—	—	—	—	—	878	1,337	144	79	—
TOTAL BRITISH EMPIRE	—	—	—	—	—	9,51,750	7,78,644	4,97,187	8,33,453	—
Germany	—	—	—	—	—	12,231	—
Iraq	—	—	—	—	—	11,150	25,933	—
China (exclusive of Hongkong and Macao)	—	—	—	—	—	15,303	330	30	..	—
Other Foreign Countries	—	—	—	—	—	..	24	—
TOTAL FOREIGN COUNTRIES	—	—	—	—	—	26,453	25,782	30	12,231	—
Share of Bengal	—	—	—	—	—	1,99,539	1,60,299	91,377	44,827	—
" Bombay	—	—	—	—	—	1,10,765	2,29,135	2,52,699	2,52,222	21
" Sind	—	—	—	—	—	6,74,218	3,55,782	1,02,373	37,399	1
" Madras	—	—	—	—	—	40,644	1,245	1,168	747	—
" Burma	—	—	—	—	—	53,873	47,743	43,324	34,293	1
TOTAL	—	—	—	—	—	9,78,210	8,04,270	4,97,217	8,70,684	22
Arms, Ammunition, and Military Stores—										
Firearms, and parts thereof—										
United Kingdom (including Channel Islands)	—	—	—	—	—	13,33,322	6,80,322	6,56,908	5,71,691	21
Other British Possessions	—	—	—	—	—	2,396	1,521	—
TOTAL BRITISH EMPIRE	—	—	—	—	—	13,41,327	6,80,322	6,56,908	5,73,212	21
China (exclusive of Hongkong and Macao)	—	—	—	—	—	..	1,292	23,833	4,076	—
Other Foreign Countries	—	—	—	—	—	1,441	854	1,937	..	—
TOTAL FOREIGN COUNTRIES	—	—	—	—	—	1,441	2,146	20,770	4,076	—
Share of Bengal	—	—	—	—	—	23,08,198	4,36,539	6,10,777	1,36,383	2
" Bombay	—	—	—	—	—	1,22,623	1,41,333	2,21,184	2,37,684	17
" Sind	—	—	—	—	—	3,29,399	79,433	1,06,377	35,030	2
" Madras	—	—	—	—	—	61,233	399	..	713	—
" Burma	—	—	—	—	—	11,325	24,005	38,532	20,693	—
TOTAL	—	—	—	—	—	13,42,698	6,82,769	6,87,676	5,70,288	21
Other sorts—										
United Kingdom (including Channel Islands)	—	—	—	—	—	23,41,754	16,23,152	23,18,271	17,41,045	24
Straits Settlements	—	—	—	—	—	1,056	—
Hongkong	—	—	—	—	—	563	1
Other British Possessions	—	—	—	—	—	1,793	..	—
TOTAL BRITISH EMPIRE	—	—	—	—	—	23,42,317	16,23,152	23,18,064	17,42,101	24
Iraq	—	—	—	—	—	50,894	—
China (exclusive of Hongkong and Macao)	—	—	—	—	—	6	245	6,784	..	—
Egypt	—	—	—	—	—	1,37,801	63	—
Other Foreign Countries	—	—	—	—	—	90	2,198	..	1,795	—
TOTAL FOREIGN COUNTRIES	—	—	—	—	—	1,88,791	2,506	6,784	1,795	—

No. 13—continued

ARTICLES, AND COUNTRIES OF CONSIGNMENT; ALSO NAME OF EACH PROVINCE	QUANTITY					VALUE				
	1930-31	1931-32	1932-33	1933-34	1934-35	1930-31	1931-32	1932-33	1933-34	1934-35
GOVERNMENT STORES— <i>continued</i> Arms, Ammunition, and Military Stores—continued <i>Other sorts—continued</i>						R	R	R	R	R
Share of Bengal	—	—	—	—	—	1,04,701	76,037	66,967	1,77,439	2,05,362
" Bombay	—	—	—	—	—	3,34,183	3,92,606	3,36,100	3,37,655	6,28,851
" Sind	—	—	—	—	—	14,74,676	11,46,774	23,79,708	12,16,462	16,44,310
" Madras	—	—	—	—	—	84,680	1,201	5,098
" Burma	—	—	—	—	—	33,073	9,391	3,927	16,340	3,381
TOTAL	—	—	—	—	—	25,81,118	16,25,668	28,21,798	17,49,896	24,86,804
Total value of Arms, Am- munition, and Military Stores— United Kingdom (including Channel Islands)	—	—	—	—	—	41,80,586	23,03,775	37,70,177	28,14,736	46,12,729
Straits Settlements	—	—	—	—	—	2,577	45,208
Hongkong	—	—	—	—	—	568	13,089
Other British Possessions	—	—	—	—	—	2,895	..	1,793
TOTAL BRITISH EMPIRE	—	—	—	—	—	41,88,549	23,03,775	37,71,970	28,17,313	46,71,026
Iraq	—	—	—	—	—	50,894
China (exclusive of Hong- kong and Macao)	—	—	—	—	—	4	1,527	35,567	4,076	..
Egypt	—	—	—	—	—	1,37,801	249	500
Other Foreign Countries	—	—	—	—	—	1,581	2,372	1,937	1,795	3,585
TOTAL FOREIGN COUNTRIES	—	—	—	—	—	1,90,232	4,652	37,504	5,871	4,085
Share of Bengal	—	—	—	—	—	14,12,379	5,03,217	7,07,744	3,72,832	4,12,602
" Bombay	—	—	—	—	—	9,56,821	5,34,433	5,67,284	7,35,319	23,93,023
" Sind	—	—	—	—	—	16,13,975	12,26,226	24,86,583	12,48,422	18,57,883
" Madras	—	—	—	—	—	1,46,868	2,100	3,098	712	1,351
" Burma	—	—	—	—	—	44,308	43,395	42,765	35,848	19,802
TOTAL	—	—	—	—	—	49,78,781	28,08,427	38,09,474	28,23,184	46,75,061
Books, printed, and printed matter (not being stationery), including maps and charts— United Kingdom (including Channel Islands)	—	—	—	—	—	3,70,034	3,01,610	2,25,142	1,53,762	1,60,627
Other British Possessions	—	—	—	—	—	31	311	..	160	265
TOTAL BRITISH EMPIRE	—	—	—	—	—	3,70,065	3,01,921	2,25,142	1,53,922	1,60,892
Germany	—	—	—	—	—	579	3,246	8,390	350	1,854
Other Foreign Countries	—	—	—	—	—	5,862	2,870	4,880	8,617	2,098
TOTAL FOREIGN COUNTRIES	—	—	—	—	—	6,441	6,116	13,270	8,967	3,952
Share of Bengal	—	—	—	—	—	1,30,185	2,00,599	1,08,756	24,298	17,519
" Bombay	—	—	—	—	—	3,50,719	68,572	33,569	96,769	1,07,302
" Sind	—	—	—	—	—	21,472	19,341	14,345	22,900	14,276
" Madras	—	—	—	—	—	16,247	20,271	19,629	16,903	23,483
" Burma	—	—	—	—	—	7,853	6,764	11,613	3,019	1,665
TOTAL	—	—	—	—	—	8,76,506	3,08,037	2,38,412	1,62,889	1,64,844
Hats and Shoes— United Kingdom (including Channel Islands)	Pairs	Pairs	Pairs	Pairs	Pairs	5,743	109	8,952	1,505	7,936
Other British Possessions	3	16
TOTAL BRITISH EMPIRE	2,735	12	1,234	244	1,263	5,743	109	8,968	1,505	7,936

GENERAL IMPORTS

(822)

(GOVERNMENT STORES)

No. 13—continued

ARTICLES, AND COUNTRIES OF CONSIGNMENT; ALSO SHARE OF EACH PROVINCE	QUANTITY					VALUE				
	1930-31	1931-32	1932-33	1933-34	1934-35	1930-31	1931-32	1932-33	1933-34	1934-35
GOVERNMENT STORES—										
<i>continued</i>										
Boots and Shoes—continued.										
<i>Share of Bengal</i>	3	21
<i>" Bombay</i>	2,715	12	59	116	15	5,590	109	556	607	..
<i>" Sind</i>	3	..	1,173	130	1,243	63	..	3,345	398	..
<i>" Madras</i>	12	100
<i>" Burma</i>	3	18
TOTAL	2,735	12	1,237	244	1,263	5,743	109	3,908	1,505	..
Building and Engineering materials, other than of iron, steel, or wood—										
Bricks and Tiles—										
Firebricks—										
<i>United Kingdom (including Channel Islands)</i>	No.	No.	No.	No.	No.					
	1,649	1,332	1,200	1,025	..	931	2,322	725	287	..
<i>Share of Bengal</i>	330	302
<i>" Bombay</i>	19	..	1,200	200	..	51	..	725	45	..
<i>" Sind</i>	1,000	325	..	123	242	..
<i>" Madras</i>	..	1,332	2,322
<i>" Burma</i>
TOTAL	1,649	1,332	1,200	1,025	..	931	2,322	725	287	..
Other Bricks—										
<i>United Kingdom (including Channel Islands)</i>	No.	No.	No.	No.	No.					
	1,000
<i>Share of Bombay</i>	1,000
Tiles—										
<i>United Kingdom (including Channel Islands)</i>	No.	No.	No.	No.	No.					
	354	3,672	150	..	100	533	6,340	56
<i>Share of Madras</i>	..	4,422	6,366
<i>" Burma</i>	354	4,250	150	..	100	533	433	56
TOTAL	354	3,672	150	..	100	533	6,340	56
Total Bricks and Tiles—										
<i>United Kingdom (including Channel Islands)</i>	No.	No.	No.	No.	No.					
	2,503	10,004	1,350	1,025	1,100	1,544	9,171	781	287	..
<i>Share of Bengal</i>	330	302
<i>" Bombay</i>	19	..	1,200	200	1,000	51	..	725	45	..
<i>" Sind</i>	1,000	325	..	123	242	..
<i>" Madras</i>	..	4,422	6,366
<i>" Burma</i>	354	5,332	150	..	100	533	2,308	56
TOTAL	2,503	10,004	1,350	1,025	1,100	1,544	9,171	781	287	..
Cements—										
<i>United Kingdom (including Channel Islands)</i>	Tons	Tons	Tons	Tons	Tons					
	3,573	3,927	2,356	..	1,700	4,05,677	1,02,004	1,30,671	78	73
TOTAL FOREIGN COUNTRIES										
	23
<i>Share of Bengal</i>	23
<i>" Bombay</i>	1	486	175
<i>" Sind</i>	73	..
<i>" Burma</i>	3,572	3,927	2,356	..	1,700	4,05,221	1,01,826	1,30,671	..	73
TOTAL	3,573	3,927	2,356	..	1,700	4,05,677	1,02,027	1,30,671	78	73

No. 13—continued

ARTICLES, AND COUNTRIES OF CONSIGNMENT; ALSO SHARE OF EACH PROVINCE	QUANTITY					VALUE				
	1930-31	1931-32	1932-33	1933-34	1934-35	1930-31	1931-32	1932-33	1933-34	1934-35
GOVERNMENT STORES— <i>continued</i>						R	R	R	R	R
Building and Engineering materials, other than of iron, steel, or wood— continued										
<i>Other sorts (including pipes of earthenware)—</i>										
United Kingdom (including Channel Islands)	—	—	—	—	—	5,913	13,641	2,568	11,042	13,637
Share of Bengal	—	—	—	—	—	454	2,091	373	..	190
“ Bombay	—	—	—	—	—	46	..	393	16	249
“ Sind	—	—	—	—	—	1,123	175	..	9,911	13,063
“ Madras	—	—	—	—	—	1,613	9,487	25
“ Burma	—	—	—	—	—	2,072	1,388	1,797	1,115	83
TOTAL	—	—	—	—	—	5,913	13,641	2,568	11,042	13,637
Total value of Building and Engineering materials	—	—	—	—	—	4,13,184	2,14,389	1,34,020	11,407	92,149
Chemicals—										
United Kingdom (including Channel Islands)	—	—	—	—	—	7,22,503	5,39,970	3,50,848	4,13,639	6,42,523
Union of South Africa	—	—	—	—	—	7,763
Other British Possessions	—	—	—	—	—	..	15	5	..	2
TOTAL BRITISH EMPIRE	—	—	—	—	—	7,30,266	5,39,985	3,50,853	4,13,639	6,42,523
Germany	—	—	—	—	—	51,008	75,119	55,959	54,541	47,417
Netherlands	—	—	—	—	—	13,333	17,763	22,433	3,933	4,643
Italy (including Fiume)	—	—	—	—	—	17,513	10,847	3,931
Turkey, Asiatic	—	—	—	—	—	..	5,125
United States of America—										
Via Atlantic Coast	—	—	—	—	—	36,327	1,704	647	502	4,105
“ Pacific “	—	—	—	—	—	31	29
Other Foreign Countries	—	—	—	—	—	307	1,333	3,273	403	2,579
TOTAL FOREIGN COUNTRIES	—	—	—	—	—	1,19,933	1,12,391	1,01,303	64,435	53,773
Share of Bengal	—	—	—	—	—	1,23,799	1,03,247	37,302	79,323	56,063
“ Bombay	—	—	—	—	—	1,77,393	2,67,635	1,04,363	1,03,454	3,33,331
“ Sind	—	—	—	—	—	2,03,021	1,43,110	33,450	1,33,316	35,723
“ Madras	—	—	—	—	—	3,01,344	1,54,633	144,374	1,41,733	1,75,967
“ Burma	—	—	—	—	—	39,707	23,643	37,657	25,363	33,311
TOTAL	—	—	—	—	—	3,50,264	7,02,376	4,52,151	4,33,104	7,01,301
Coal and Coke—										
United Kingdom (including Channel Islands)	Tons	Tons	Tons	Tons	Tons	1,333	..	4,539	6,740	2,770
Share of Bengal	31	..	131	202	34	1,333	..	4,539	6,740	2,770
TOTAL	31	..	131	202	34	1,333	..	4,539	6,740	2,770
Drugs, Medicines, and Narcotics—										
<i>Drugs—</i>	Lbs.	Lbs.	Lbs.	Lbs.	Lbs.
Ginchona bark

GENERAL IMPORTS

(824)

(GOVERNMENT STORES)

No. 13—continued

ARTICLES AND COUNTRIES OF CONSIGNMENT; ALSO SHARE OF EACH PROVINCE	QUANTITY					VALUE				
	1930-31	1931-32	1932-33	1933-34	1934-35	1930-31	1931-32	1932-33	1933-34	1934-35
GOVERNMENT STORES—										
<i>continued</i>										
Drugs, Medicines, and Narcotics— <i>continued</i>										
<i>Drugs—continued</i>										
Quinine salts—										
Quinine sulphate or bisulphate—										
United Kingdom (including Channel Islands)	Lbs. 4	Lbs. ..	Lbs. ..	Lbs. ..	Lbs. 1	150	..	6	3	
TOTAL FOREIGN COUNTRIES.	1	..	1	12	..	
Share of Bombay	4	..	1	..	1	150	..	12	3	
" Sind
" Madras
TOTAL	4	..	1	..	2	150	..	22	6	
Quinine hydrochloride or dihydrochloride—										
United Kingdom (including Channel Islands)	Lbs. 40	Lbs. 135	Lbs. 215	Lbs. 73	Lbs. 152	1,252	2,497	2,520	1,080	1,124
TOTAL FOREIGN COUNTRIES.	12	..	4	360	..
Share of Bengal	31	79	128	61	39	422	102	494	712	460
" Bombay	..	3	30	11	7	..	1,022	242	242	271
" Sind	..	51	37	10	21	22	1,212	1,014	164	122
" Madras	4	22
" Burma	72	3	22	4	3	122	51	1,064	172	222
TOTAL	49	135	215	86	152	1,256	2,497	2,520	1,420	1,124
Others—										
United Kingdom (including Channel Islands)	Lbs. 50	Lbs. 120	Lbs. 22	Lbs. 226	Lbs. 9	1,206	4,562	1,149	1,216	404
TOTAL FOREIGN COUNTRIES.	11
Share of Bengal	12	22	3	274	1	222	1,222	22	222	212
" Bombay	12	12	12	4	7	221	222	222	122	22
" Sind	22	122	2	2	1	222	2,012	222	222	121
" Burma	22
TOTAL	50	120	22	226	9	1,206	4,572	1,149	1,216	404
Other sorts of drugs—										
United Kingdom (including Channel Islands)	—	—	—	—	—	54,799	20,472	20,242	21,220	22,222
Germany	—	—	—	—	—	6,722	1,722	1,447	1,071	22
Other Foreign Countries	—	—	—	—	—	..	1,722	192	122	..
TOTAL FOREIGN COUNTRIES.	—	—	—	—	—	61,521	22,194	21,881	22,413	22,244
Share of Bengal	—	—	—	—	—	27,221	22,011	27,222	..	22,222
" Bombay	—	—	—	—	—	2,222	222	1,222	22	22
" Sind	—	—	—	—	—	..	1,112	..	7	..
" Madras	—	—	—	—	—	10,279	20,220	7,222	21,222	2,221
" Burma	—	—	—	—	—	4,449	1,222	4,221	1,221	122
TOTAL	—	—	—	—	—	61,549	22,952	40,222	22,122	22,744

(GOVERNMENT STORES)

No. 13—continued

ARTICLES, AND COUNTRIES OF CONSIGNMENT; ALSO SHARE OF EACH PROVINCE	QUANTITY					VALUE				
	1930-31	1931-32	1932-33	1933-34	1934-35	1930-31	1931-32	1932-33	1933-34	1934-35
GOVERNMENT STORES— <i>continued</i>						R	R	R	R	R
Drugs, Medicines, and Narcotics—concluded										
Medicines and Narcotics—										
United Kingdom (including Channel Islands)	—	—	—	—	—	2,81,995	4,06,896	3,30,356	2,64,547	2,33,302
Other British Possessions	—	—	—	—	—	..	100	2,164	..	862
TOTAL BRITISH EMPIRE	—	—	—	—	—	2,81,995	4,06,996	3,32,520	2,64,547	2,33,764
Germany	—	—	—	—	—	85,761	17,580	14,365	10,812	13,495
Other Foreign Countries	—	—	—	—	—	1,682	4,083	804	2,876	3,057
TOTAL FOREIGN COUNTRIES	—	—	—	—	—	87,443	21,663	15,259	13,788	16,552
Share of Bengal	—	—	—	—	—	2,493	2,731	3,027	19,371	11,344
" Bombay	—	—	—	—	—	1,06,458	1,15,334	84,774	82,386	67,495
" Sind	—	—	—	—	—	69,964	80,309	62,923	45,074	55,780
" Madras	—	—	—	—	—	1,19,274	2,13,911	1,79,125	1,32,420	1,06,360
" Burma	—	—	—	—	—	21,249	16,774	17,930	3,514	10,026
TOTAL	—	—	—	—	—	3,19,438	4,28,659	3,47,779	2,78,335	2,50,306
Total value of Drugs, Medicines and Narcotics—										
United Kingdom (including Channel Islands)	—	—	—	—	—	3,89,562	4,74,433	3,74,378	3,08,779	2,70,740
Other British Possessions	—	—	—	—	—	..	100	2,164	..	862
TOTAL BRITISH EMPIRE	—	—	—	—	—	3,89,562	4,74,533	3,76,542	3,08,779	2,71,102
Germany	—	—	—	—	—	42,515	10,624	15,830	12,133	13,565
Other Foreign Countries	—	—	—	—	—	1,682	5,833	1,092	3,204	3,057
TOTAL FOREIGN COUNTRIES	—	—	—	—	—	44,197	16,457	16,922	15,337	16,622
Share of Bengal	—	—	—	—	—	40,530	43,109	31,214	20,778	23,710
" Bombay	—	—	—	—	—	1,16,479	1,17,549	88,112	82,378	67,845
" Sind	—	—	—	—	—	70,529	85,651	64,279	46,212	56,166
" Madras	—	—	—	—	—	1,30,048	2,34,891	1,86,364	1,53,477	1,14,511
" Burma	—	—	—	—	—	29,183	18,790	22,395	10,871	10,452
TOTAL	—	—	—	—	—	3,83,759	4,90,990	3,93,364	3,14,116	2,87,724
Earthenware and Porce- lains—										
Earthenware (including pipes)—										
United Kingdom (including Channel Islands)	—	—	—	—	—	34,038	31,447	19,568	12,028	21,578
TOTAL FOREIGN COUNTRIES	—	—	—	—	—	3,072	161	453	..	833
Share of Bengal	—	—	—	—	—	3,312	7,419	2,502	1,121	1,936
" Bombay	—	—	—	—	—	15,536	12,738	16,023	6,798	34,789
" Sind	—	—	—	—	—	4,375	3,788	..	761	1,170
" Madras	—	—	—	—	—	3,375	5,155	1,265	2,075	2,356
" Burma	—	—	—	—	—	5,704	1,514	1,331	1,373	2,136
TOTAL	—	—	—	—	—	37,105	31,603	20,021	12,028	23,417
Porcelain—										
Electrical—										
United Kingdom (including Channel Islands)	—	—	—	—	—	281	222	..	14	2,218
Germany	—	—	—	—	—	12,878	..	49

GENERAL IMPORTS

(826)

(GOVERNMENT STORES)

No. 13—continued

ARTICLES, AND COUNTRIES OF CONSIGNMENT; ALSO SHARE OF EACH PROVINCE	QUANTITY					VALUE				
	1930-31	1931-32	1932-33	1933-34	1934-35	1930-31	1931-32	1932-33	1933-34	1934-35
GOVERNMENT STORES— <i>continued</i>										
Earthenware and Porcelain— <i>continued</i>										
<i>Porcelain—contd.</i>										
<i>Electrical—contd.</i>										
United States of America— Via Atlantic Coast . . .	—	—	—	—	—	137
TOTAL FOREIGN COUNTRIES	—	—	—	—	—	13,005	..	40
<i>Share of Bengal . . .</i>	—	—	—	—	—	11,343
<i>.. Bombay . . .</i>	—	—	—	—	—	1,039
<i>.. Sind . . .</i>	—	—	—	—	—	45
<i>.. Madras . . .</i>	—	—	—	—	—	354	322	49	14	..
TOTAL	—	—	—	—	—	13,386	322	40	14	..
Other kinds—										
United Kingdom (including Channel Islands) . . .	—	—	—	—	—	9,817	9,005	9,069	4,554	3,700
TOTAL FOREIGN COUNTRIES	—	—	—	—	—	1,434	330	378	132	..
<i>Share of Bengal . . .</i>	—	—	—	—	—	3,161	1,660	1,339	1,132	..
<i>.. Bombay . . .</i>	—	—	—	—	—	313	379	19	1,395	1,137
<i>.. Sind . . .</i>	—	—	—	—	—	5,021	7,559	6,245	1,650	1,730
<i>.. Madras . . .</i>	—	—	—	—	—	2,432	221	642	105	201
<i>.. Burma . . .</i>	—	—	—	—	—	314	263	..
TOTAL	—	—	—	—	—	11,251	9,938	9,444	4,065	3,719
Total value of Earthenware and Porcelain (including pipes of earthenware)—										
United Kingdom (including Channel Islands) . . .	—	—	—	—	—	44,131	41,275	33,637	16,506	27,504
Germany . . .	—	—	—	—	—	10,129	376	140	132	823
Other Foreign Countries . . .	—	—	—	—	—	1,232	115	737	..	84
TOTAL FOREIGN COUNTRIES	—	—	—	—	—	17,511	491	377	132	907
<i>Share of Bengal . . .</i>	—	—	—	—	—	22,221	9,079	4,460	3,212	1,571
<i>.. Bombay . . .</i>	—	—	—	—	—	19,792	14,111	15,012	3,194	14,916
<i>.. Sind . . .</i>	—	—	—	—	—	3,348	11,247	6,245	3,411	3,930
<i>.. Madras . . .</i>	—	—	—	—	—	6,265	5,715	1,266	2,224	4,730
<i>.. Burma . . .</i>	—	—	—	—	—	6,013	1,516	1,231	1,428	2,120
TOTAL	—	—	—	—	—	61,642	41,765	29,514	16,728	28,411
Glass and Glassware—										
Bottles and phials—										
United Kingdom (including Channel Islands) . . .	Gross	Gross	Gross	Gross	Gross	95,915	1,05,486	89,784	78,830	65,022
Germany . . .	2,346	625	..	208	7	15,489	1,218	..	1,808	472
United States of America— Via Atlantic Coast . . .	162	..	3	..	3	5,707	49	139	..	34
TOTAL FOREIGN COUNTRIES	2,508	625	3	208	10	21,206	1,267	139	1,808	536
<i>Share of Bengal . . .</i>	1,167	19	727	364	116	19,364	300	9,022	4,329	4,130
<i>.. Bombay . . .</i>	2,379	1,272	786	691	348	24,938	25,314	28,420	13,271	18,340
<i>.. Sind . . .</i>	319	326	322	457	174	37,435	14,312	17,940	3,932	5,931
<i>.. Madras . . .</i>	1,039	1,017	707	1,272	1,037	39,014	59,743	24,071	49,173	22,712
<i>.. Burma . . .</i>	95	355	201	128	735	2,820	5,535	5,791	3,023	3,490
TOTAL	5,990	3,989	2,958	3,010	2,600	1,17,021	1,06,758	89,928	78,633	65,548

No. 13—continued

ARTICLES, AND COUNTRIES OF CONSIGNMENT; ALSO SHARE OF EACH PROVINCE	QUANTITY					VALUE				
	1930-31	1931-32	1932-33	1933-34	1934-35	1930-31	1931-32	1932-33	1933-34	1934-35
GOVERNMENT STORES— continued						B	B	B	B	B
Glass and Glassware— continued										
Other glassware—										
United Kingdom (including Channel Islands)	—	—	—	—	—	2,14,137	1,85,984	86,408	70,771	56,399
Other British Possessions	—	—	—	—	—	..	10
TOTAL BRITISH EMPIRE	—	—	—	—	—	2,14,137	1,85,994	86,408	70,771	56,399
Germany	—	—	—	—	—	34,838	27,900	33,728	46,358	36,493
United States of America— Via Atlantic Coast	—	—	—	—	—	15,274	3,355	3,110	650	224
Other Foreign Countries	—	—	—	—	—	670	683	790	2,652	500
TOTAL FOREIGN COUNTRIES	—	—	—	—	—	50,832	31,888	42,628	50,160	37,217
Share of Bengal	—	—	—	—	—	62,316	42,702	35,672	26,507	17,198
“ Bombay	—	—	—	—	—	67,379	31,523	37,399	46,115	34,369
“ Sind	—	—	—	—	—	40,232	22,733	19,197	16,344	9,971
“ Madras	—	—	—	—	—	66,199	56,344	29,341	22,432	25,909
“ Burma	—	—	—	—	—	28,293	14,031	7,017	9,533	6,171
TOTAL	—	—	—	—	—	2,64,969	1,67,382	1,29,026	1,20,931	93,616
Total value of Glass and Glass- ware—										
United Kingdom (including Channel Islands)	—	—	—	—	—	2,09,952	2,41,470	1,76,187	1,47,601	1,21,421
Other British Possessions	—	—	—	—	—	..	10
TOTAL BRITISH EMPIRE	—	—	—	—	—	2,09,952	2,41,480	1,76,187	1,47,601	1,21,421
Germany	—	—	—	—	—	50,327	29,118	33,728	48,661	36,965
United States of America— Via Atlantic Coast	—	—	—	—	—	21,041	3,404	3,249	650	278
Other Foreign Countries	—	—	—	—	—	670	683	790	2,652	500
TOTAL FOREIGN COUNTRIES	—	—	—	—	—	72,038	33,155	42,762	51,963	37,743
Share of Bengal	—	—	—	—	—	21,680	43,502	44,764	30,735	21,226
“ Bombay	—	—	—	—	—	1,02,217	67,337	65,728	69,386	52,709
“ Sind	—	—	—	—	—	67,767	28,543	37,137	25,275	15,905
“ Madras	—	—	—	—	—	92,213	1,15,687	58,512	71,805	59,827
“ Burma	—	—	—	—	—	30,913	19,666	12,808	12,561	9,697
TOTAL	—	—	—	—	—	3,81,900	2,74,635	2,19,949	1,99,564	1,59,164
Hardware and Cutlery, including agricultural implements and plated- ware—										
United Kingdom (including Channel Islands)	—	—	—	—	—	18,53,665	10,04,420	5,06,315	4,30,986	4,46,796
Other British Possessions	—	—	—	—	—	213	510	135	1,420	2,662
TOTAL BRITISH EMPIRE	—	—	—	—	—	18,53,878	10,04,930	5,06,450	4,32,406	4,49,458
Germany	—	—	—	—	—	22,189	21,159	7,485	6,159	6,346

GENERAL IMPORTS

(828)

(GOVERNMENT STORES)

No. 13—continued

ARTICLES AND COUNTRIES OF CONSIGNMENT; ALSO SHARE OF EACH PROVINCE	QUANTITY					VALUE				
	1930-31	1931-32	1932-33	1933-34	1934-35	1930-31	1931-32	1932-33	1933-34	1934-35
GOVERNMENT STORES— <i>continued</i>						R	R	R	R	R
Hardware and Cutlery, <i>including agricultural implements and plated ware—continued</i>										
United States of America—										
Via Atlantic Coast . . .	—	—	—	—	—	55,909	22,512	1,716	9,816	5,828
" Pacific " . . .	—	—	—	—	—	1,041	5,290	387	..	491
Other Foreign Countries . . .	—	—	—	—	—	6,052	86	18	1,781	1,378
TOTAL FOREIGN COUNTRIES .	—	—	—	—	—	63,181	28,097	2,001	17,786	14,048
<i>Share of Bengal . . .</i>	—	—	—	—	—	1,77,307	1,13,953	74,522	78,659	71,641
" Bombay . . .	—	—	—	—	—	4,69,644	2,96,626	1,23,901	97,893	1,76,797
" Sind . . .	—	—	—	—	—	2,58,323	5,74,633	2,39,299	1,81,528	2,06,307
" Madras . . .	—	—	—	—	—	1,83,743	91,530	70,012	28,893	22,543
" Burma . . .	—	—	—	—	—	2,46,533	97,297	17,648	63,439	23,433
TOTAL . . .	—	—	—	—	—	10,89,059	10,53,927	5,16,061	4,50,132	4,63,501
Instruments, Apparatus, and Appliances, and parts thereof—										
<i>Musical—</i>										
United Kingdom (including Channel Islands) . . .	—	—	—	—	—	16,706	15,135	7,634	14,073	11,323
TOTAL FOREIGN COUNTRIES .	—	—	—	—	—	185	..	225
<i>Share of Bengal . . .</i>	—	—	—	—	—	967	1,315	2,100	303	1,363
" Bombay . . .	—	—	—	—	—	945	5,351	2,523	9,672	1,733
" Sind . . .	—	—	—	—	—	13,374	5,324	1,440	2,323	5,512
" Madras . . .	—	—	—	—	—	1,704	1,770	1,334	173	2,552
" Burma . . .	—	—	—	—	—	..	818	152	1,092	199
TOTAL . . .	—	—	—	—	—	16,890	15,186	7,859	14,073	11,323
Photographic—										
United Kingdom (including Channel Islands) . . .	—	—	—	—	—	1,54,064	1,97,515	1,41,301	1,13,259	1,36,220
Germany . . .	—	—	—	—	—	4,951	8,253	33	1,890	1,970
Other Foreign Countries . . .	—	—	—	—	—	4,221	4,284	323	1,971	545
TOTAL FOREIGN COUNTRIES .	—	—	—	—	—	9,172	12,857	356	3,861	2,415
<i>Share of Bengal . . .</i>	—	—	—	—	—	6,406	10,943	8,332	11,928	6,169
" Bombay . . .	—	—	—	—	—	20,113	19,515	29,269	29,008	23,579
" Sind . . .	—	—	—	—	—	33,099	1,20,337	47,321	12,407	12,948
" Madras . . .	—	—	—	—	—	48,613	47,624	46,398	63,214	80,746
" Burma . . .	—	—	—	—	—	..	1,033	439	265	161
TOTAL . . .	—	—	—	—	—	1,68,226	2,10,062	1,41,647	1,16,820	1,38,635

No. 13—continued

ARTICLES, AND COUNTRIES OF CONSIGNMENT; ALSO SHARE OF EACH PROVINCE	QUANTITY					VALUE				
	1930-31	1931-32	1932-33	1933-34	1934-35	1930-31	1931-32	1932-33	1933-34	1934-35
GOVERNMENT STORES— continued						R	R	R	R	R
Instruments, Apparatus, and Appliances, and parts thereof—continued										
<i>Other kinds—</i>										
United Kingdom (including Channel Islands)	—	—	—	—	—	30,59,700	22,68,423	13,92,311	9,96,797	11,71,110
Other British Possessions	—	—	—	—	—	24	1,577	1,768	771	830
TOTAL BRITISH EMPIRE	—	—	—	—	—	30,59,724	22,65,000	13,94,579	9,97,568	11,71,940
Germany	—	—	—	—	—	1,20,443	1,26,171	49,389	62,514	1,00,348
Netherlands	—	—	—	—	—	13,417	1,864	1,158	..	7,377
France	—	—	—	—	—	7,235	3,625	861	9,835	15,971
Italy (including Fiume)	—	—	—	—	—	1,672	595	10,285	1,695	305
United States of America—										
<i>Via Atlantic Coast</i>	—	—	—	—	—	54,321	5,37,270	41,955	18,768	47,188
<i>" Pacific "</i>	—	—	—	—	—	2,074	..	1,720	368	..
Other Foreign Countries	—	—	—	—	—	7,166	5,242	1,559	3,978	2,888
TOTAL FOREIGN COUNTRIES	—	—	—	—	—	2,06,328	6,74,767	1,00,921	92,158	1,74,077
Share of Bengal	—	—	—	—	—	6,09,034	9,31,481	2,72,793	1,48,817	1,75,403
<i>" Bombay</i>	—	—	—	—	—	6,49,044	3,97,243	3,22,662	2,86,917	2,73,810
<i>" Sind</i>	—	—	—	—	—	14,05,788	10,83,918	6,57,049	4,17,365	4,82,644
<i>" Madras</i>	—	—	—	—	—	4,04,554	4,41,992	1,83,719	1,91,633	2,37,096
<i>" Burma</i>	—	—	—	—	—	2,04,632	1,35,132	66,377	44,891	77,154
TOTAL	—	—	—	—	—	32,66,052	29,39,767	15,01,500	10,89,726	13,46,017
Total value of Instruments, Apparatus, and Appliances, and parts thereof—										
United Kingdom (including Channel Islands)	—	—	—	—	—	32,30,469	24,76,074	15,41,736	11,24,129	13,18,652
Other British Possessions	—	—	—	—	—	24	1,577	1,768	771	830
TOTAL BRITISH EMPIRE	—	—	—	—	—	32,30,493	24,77,651	15,43,504	11,24,900	13,19,482
Germany	—	—	—	—	—	1,25,679	1,34,424	50,147	64,404	1,02,218
Netherlands	—	—	—	—	—	13,417	1,864	1,158	..	7,377
France	—	—	—	—	—	7,235	3,625	829	11,401	15,971
Italy (including Fiume)	—	—	—	—	—	1,672	595	10,285	1,695	305
United States of America—										
<i>Via Atlantic Coast</i>	—	—	—	—	—	58,542	5,41,554	41,955	18,768	47,738
<i>" Pacific "</i>	—	—	—	—	—	2,074	..	1,720	368	..
Other Foreign Countries	—	—	—	—	—	7,166	5,242	1,608	4,038	2,888
TOTAL FOREIGN COUNTRIES	—	—	—	—	—	2,15,685	6,07,304	1,07,502	95,719	1,76,492
Share of Bengal	—	—	—	—	—	6,16,407	9,94,039	2,83,225	1,61,648	1,82,835
<i>" Bombay</i>	—	—	—	—	—	6,63,107	4,32,409	3,54,514	3,25,695	3,04,172
<i>" Sind</i>	—	—	—	—	—	18,07,161	11,89,939	7,15,710	4,32,008	5,01,009
<i>" Madras</i>	—	—	—	—	—	4,54,871	5,01,286	2,31,699	2,55,020	4,20,460
<i>" Burma</i>	—	—	—	—	—	2,04,632	1,27,289	95,359	46,348	77,515
TOTAL	—	—	—	—	—	34,46,178	31,64,935	16,51,006	12,20,619	14,95,974

GENERAL IMPORTS

{ 830 }

GOVERNMENT STORES)

No. 13—continued

ARTICLES, AND COUNTRIES OF CONSIGNMENT; ALSO SHARE OF EACH PROVINCE	QUANTITY					VALUE				
	1930-31	1931-32	1932-33	1933-34	1934-35	1930-31	1931-32	1932-33	1933-34	1934-35
GOVERNMENT STORES— <i>continued</i>						R	R	R	R	R
Leather—										
<i>Unwrought—</i>	<i>Cwts.</i>	<i>Cwts.</i>	<i>Cwts.</i>	<i>Cwts.</i>	<i>Cwts.</i>					
United Kingdom (including Channel Islands)	54	11	19	7	18	24,716	7,321	7,329	2,062	6,275
TOTAL FOREIGN COUNTRIES.	1	203	20
<i>Share of Bengal</i>	3	3	2	2,370	2,325	..	725	1,169
" <i>Bombay</i>	31	2	4	14,019	264
" <i>Sind</i>	14	6	14	4	..	6,453	3,352	6,678	900	2,024
" <i>Madras</i>	1	797
" <i>Burma</i>	5	3	19	652	487	1,511
TOTAL	56	11	19	7	18	25,019	7,321	7,329	2,062	6,204
Manufactures—										
Saddlery and Harness—										
TOTAL BRITISH EMPIRE	—	—	—	—	—	481	..	121	..	43
China (exclusive of Hongkong and Macao)	—	—	—	—	—	1,226	2,353	..	218	..
<i>Share of Bengal</i>	—	—	—	—	—	..	2,353	..	218	43
" <i>Bombay</i>	—	—	—	—	—	1,727
" <i>Sind</i>	—	—	—	—	—	121
TOTAL	—	—	—	—	—	1,727	2,353	121	218	43
Other sorts (excluding boots and shoes)—										
United Kingdom (including Channel Islands)	—	—	—	—	—	43,728	15,038	6,011	54,459	29,907
TOTAL FOREIGN COUNTRIES.	—	—	—	—	—	24	128	..
<i>Share of Bengal</i>	—	—	—	—	—	19,440	19,968	2,069	7,376	1,311
" <i>Bombay</i>	—	—	—	—	—	9,748	2,274	2,103	1,914	11,646
" <i>Sind</i>	—	—	—	—	—	19,592	725	646	4,200	4,797
" <i>Madras</i>	—	—	—	—	—	2,918	1,058	498	22,360	1,919
" <i>Burma</i>	—	—	—	—	—	2,131	13,809
TOTAL	—	—	—	—	—	43,812	15,038	6,011	54,587	29,907
Total value of Leather	—	—	—	—	—	70,618	24,717	12,461	26,357	42,344
Liquors—										
Ale, Beer and Porter—										
United Kingdom (including Channel Islands)	40
<i>Share of Bombay</i>	40
Spirit—										[E]
United Kingdom (including Channel Islands)	1,014	102	54	28	114	3,988	2,781	498	487	1,589
TOTAL FOREIGN COUNTRIES	184	191	155	169	125	1,023	1,699	2,001	1,637	1,995

No. 13—continued

ARTICLES, AND COUNTRIES OF CONSIGNMENT; ALSO SHARE OF EACH PROVINCE	QUANTITY					VALUE				
	1930-31	1931-32	1932-33	1933-34	1934-35	1930-31	1931-32	1932-33	1933-34	1934-35
GOVERNMENT STORES— <i>continued</i>						R	R	R	R	R
Liquors—continued										
Spirits—continued	Gals.	Gals.	Gals.	Gals.	Gals.					
Share of Bengal . . .	1,709	46	32	64	74	261	333	644	406	626
" Bombay . . .	215	165	74	65	86	3,295	3,201	1,278	1,216	1,375
" Sind . . .	72	65	38	65	56	1,332	814	441	488	485
" Burma . . .	18	17	15	3	33	93	132	196	34	393
TOTAL	2,098	293	209	197	249	5,671	4,480	2,559	2,144	2,878
Wines—	Gals.	Gals.	Gals.	Gals.	Gals.					
United Kingdom (including Channel Islands)	2	85
Share of Bombay	2	38
Total Liquors	2,098	293	211	197	249	5,711	4,480	2,595	2,144	2,878
Machinery and Millwork— <i>Locomotive Engines and tenders and parts thereof for Railways—</i>										
United Kingdom (including Channel Islands) . . .	—	—	—	—	—	1,38,04,443	37,06,524	9,71,410	19,00,013	6,24,465
Ceylon (excluding Maldives)	—	—	—	—	—	10,630
TOTAL BRITISH EMPIRE	—	—	—	—	—	1,38,04,443	37,06,524	9,71,410	19,00,013	6,35,095
Sweden	—	—	—	—	—	..	23,692	25,458
Germany	—	—	—	—	—	27,07,785	25,75,776	1,19,710	4,14,816	2,55,162
Netherlands	—	—	—	—	—	16,975
Belgium	—	—	—	—	—	13,85,474	1,23,128	96,446	1,17,723	1,84,341
Italy (including Fiume)	—	—	—	—	—	15,76,331	2,73,947	30,804	92,307	2,42,216
Austria	—	—	—	—	—	52,318	..
Other Foreign Countries	—	—	—	—	—	1,601	5,153	..	4,888	..
TOTAL FOREIGN COUNTRIES	—	—	—	—	—	56,71,191	30,06,696	2,72,418	6,82,557	7,00,694
Share of Bengal	—	—	—	—	—	62,95,030	11,47,339	5,31,033	17,45,333	6,03,010
" Bombay	—	—	—	—	—	33,79,127	6,94,113	300	35,371	2,530
" Sind	—	—	—	—	—	91,71,422	40,55,721	4,49,263	6,90,640	6,53,539
" Madras	—	—	—	—	—	1,925	..
" Burma	—	—	—	—	—	1,30,043	3,14,543	2,63,327	56,401	76,930
TOTAL	—	—	—	—	—	1,04,75,634	67,13,220	12,43,823	25,82,570	13,35,739
Steam Engines and parts <i>(other than locomotives)—</i>										
United Kingdom (including Channel Islands)	—	—	—	—	—	2,29,375	95,554	2,805	3,993	4,404
Belgium	—	—	—	—	—	63,838	3,252	..
United States of America— via Atlantic Coast	—	—	—	—	—	4,560	961	..
" Pacific "	—	—	—	—	—	22,836
Other Foreign Countries	—	—	—	—	—	2,605
TOTAL FOREIGN COUNTRIES	—	—	—	—	—	98,999	4,153	..
Share of Bengal	—	—	—	—	—	1,43,311	7,327	..
" Bombay	—	—	—	—	—	16,700	17,564	2,661	5,319	35
" Sind	—	—	—	—	—	..	315
" Madras	—	—	—	—	—	58,726	3,752	133	..	73
" Burma	—	—	—	—	—	1,03,533	74,593	11	..	4,356
TOTAL	—	—	—	—	—	3,23,274	95,554	2,805	13,140	4,484

GENERAL IMPORTS

(832)

(GOVERNMENT STORES)

No. 13—continued

ARTICLES AND COUNTRIES OF CONSIGNMENT; ALSO SEAL OF EACH PROVINCE	QUANTITY					VALUE				
	1930-31	1931-32	1932-33	1933-34	1934-35	1930-31	1931-32	1932-33	1933-34	1934-35
GOVERNMENT STORES— continued						R	R	R	R	R
Machinery and Millwork— continued										
<i>Other sorts of Machinery—</i>										
United Kingdom (including Channel Islands)	—	—	—	—	—	41,08,077	31,91,818	13,72,498	7,02,869	7,25,000
Aden and Dependencies	—	—	—	—	—	20,466	186	165
Straits Settlements	—	—	—	—	—	..	300	..	6,820	..
Other British Possessions	—	—	—	—	—	2,893	..
TOTAL BRITISH EMPIRE	—	—	—	—	—	42,18,543	32,92,304	13,72,498	8,02,582	7,25,000
Sweden	—	—	—	—	—	87,680	780	..
Germany	—	—	—	—	—	15,06,606	5,24,331	1,17,618	5,08,324	1,30,000
Netherlands	—	—	—	—	—	..	36,645	..	552	..
Belgium	—	—	—	—	—	19,300	5,78,339	9,089	2,034	19,300
Switzerland	—	—	—	—	—	95	9,848	..
Italy (including Fiume)	—	—	—	—	—	3,921	3,502	75,421	59,683	1,918
Hungary	—	—	—	—	—	90,052	..
United States of America—										
Via Atlantic Coast	—	—	—	—	—	3,05,493	1,52,340	48,625	19,007	21,015
" Pacific "	—	—	—	—	—	950	1,438
Other Foreign Countries	—	—	—	—	—	3,185	1,618	604	4,926	..
TOTAL FOREIGN COUNTRIES	—	—	—	—	—	17,71,228	12,06,263	2,51,412	7,82,451	2,31,000
Share of Bengal	—	—	—	—	—	12,97,323	3,51,263	3,78,396	22,212	1,22,166
" Bombay	—	—	—	—	—	22,72,509	3,49,972	1,02,961	7,74,442	3,51,229
" Sind	—	—	—	—	—	11,09,499	9,37,024	3,92,691	1,26,999	2,33,211
" Madras	—	—	—	—	—	2,99,713	22,31,398	5,62,346	4,25,266	1,59,237
" Burma	—	—	—	—	—	4,10,339	1,32,801	2,64,771	1,69,119	40,199
TOTAL	—	—	—	—	—	59,89,761	45,98,467	16,23,906	15,85,033	9,56,722
Total value of Machinery and Millwork—										
United Kingdom (including Channel Islands)	—	—	—	—	—	1,82,31,898	70,93,896	23,46,708	27,01,876	13,55,334
Aden and Dependencies	—	—	—	—	—	20,466	186	165
Straits Settlements	—	—	—	—	—	..	300	..	6,820	..
Other British Possessions	—	—	—	—	—	2,893	..
TOTAL BRITISH EMPIRE	—	—	—	—	—	1,82,52,661	70,94,382	23,46,708	27,11,588	13,55,664
Sweden	—	—	—	—	—	87,680	23,092	25,458	700	10,630
Germany	—	—	—	—	—	42,16,140	31,00,157	2,27,329	10,18,150	4,44,846
Netherlands	—	—	—	—	—	..	36,645	..	552	18,975
Belgium	—	—	—	—	—	14,62,613	7,04,467	1,05,481	1,22,014	2,03,685
Switzerland	—	—	—	—	—	95	9,848	..
Italy (including Fiume)	—	—	—	—	—	15,30,263	2,77,449	1,06,335	1,52,445	2,44,136
Austria	—	—	—	—	—	100	52,318	..
Hungary	—	—	—	—	—	90,052	..
United States of America—										
Via Atlantic Coast	—	—	—	—	—	3,11,654	1,66,237	48,625	19,998	21,015
" Pacific "	—	—	—	—	—	29,788	1,438
Other Foreign Countries	—	—	—	—	—	4,193	2,824	504	9,814	..
TOTAL FOREIGN COUNTRIES	—	—	—	—	—	75,38,223	43,12,959	5,23,330	14,72,161	9,43,296
Share of Bengal	—	—	—	—	—	33,35,163	20,09,091	9,09,934	12,36,373	7,61,166
" Bombay	—	—	—	—	—	61,70,338	10,61,948	1,11,062	3,85,032	3,56,844
" Sind	—	—	—	—	—	1,02,70,927	69,94,190	7,57,954	3,26,626	9,12,629
" Madras	—	—	—	—	—	2,68,432	22,31,030	5,63,479	4,37,194	1,69,230
" Burma	—	—	—	—	—	6,43,325	16,08,002	5,23,109	2,25,517	1,21,915
TOTAL	—	—	—	—	—	2,57,88,689	1,14,07,241	28,70,538	42,32,749	22,98,965

No. 13—continued

ARTICLES, AND COUNTRIES OF CONSIGNMENT; ALSO SHARE OF EACH PROVINCE	QUANTITY					VALUE				
	1930-31	1931-32	1932-33	1933-34	1934-35	1930-31	1931-32	1932-33	1933-34	1934-35
GOVERNMENT STORES— <i>continued</i>						R	R	R	R	R
Metals and Ores—										
<i>Brass, Bronze, and simi- lar alloys, and manu- factures thereof— wrought—</i>	Cwts.	Cwts.	Cwts.	Cwts.	Cwts.					
United Kingdom (including Channel Islands)	153	25	153	420	877	15,380	5,003	7,130	14,042	28,116
Germany	56	16	555	46	..	1,824	418	13,237	1,381
Belgium	15	7,266	..
Other Foreign Countries	8	85	..
TOTAL FOREIGN COUNTRIES	..	56	16	570	46	8	1,824	418	20,638	1,381
<i>Share of Bengal</i>	30	6	..	8	38	1,074	416	17	331	3,162
" <i>Bombay</i>	51	3	7	7,986	283	91	975	3,131
" <i>Sind</i>	7	13	94	393	669	1,130	4,333	4,376	29,079	13,223
" <i>Burma</i>	65	58	80	125	209	4,303	2,343	3,064	4,345	6,476
TOTAL	153	80	174	906	923	15,388	7,427	7,548	34,660	29,097
Copper—										
<i>Unwrought—</i>										
United Kingdom (including Channel Islands)	302	180	..	2,441	..	13,983	7,200	..	56,863
Canada—										
<i>Via Atlantic Coast</i>	2,021	4,480	72,652	70,225
Commonwealth of Australia	1,599	68,680
TOTAL BRITISH EMPIRE	1,599	302	180	2,021	6,921	68,680	13,983	7,200	72,652	1,27,093
United States of America—										
<i>Via Atlantic Coast</i>	13,002	1	6,054	4,26,037	47	1,33,137
" <i>Pacific</i>	1,469	39,502
TOTAL FOREIGN COUNTRIES	13,002	1	6,054	..	1,469	4,26,037	47	1,33,137	..	39,502
<i>Share of Bengal</i>	12,003	1	6,054	3,921	3,390	4,26,037	47	1,33,137	72,652	1,66,635
" <i>Bombay</i>	1,599	63,630
" <i>Sind</i>	3	246
" <i>Burma</i>	299	130	13,737	7,200
TOTAL	13,601	303	6,234	3,921	3,390	4,94,767	14,030	1,90,337	72,652	1,66,635
Wrought—										
United Kingdom (including Channel Islands)	1,399	579	68	715	851	39,684	32,453	7,485	33,913	34,576
Aden and Dependencies	6	..	3	..	30	164	155	365	..	2,500
TOTAL BRITISH EMPIRE	1,305	579	71	715	881	39,848	32,608	7,708	33,913	37,076
Germany	356	147	1,131	759	..	15,634	5,542	20,180	23,693
Belgium	133	..	67	279	471	3,131	..	5,295	10,647	20,576
United States of America—										
<i>Via Atlantic Coast</i>	7,404	2,041	3,08,371	73,234
Other Foreign Countries	41	78	1,602
TOTAL FOREIGN COUNTRIES	7,537	356	214	1,430	4,212	3,16,530	15,634	10,337	30,827	1,24,106
<i>Share of Bengal</i>	7,449	356	12	336	3,390	3,40,749	13,476	3,213	15,060	35,233
" <i>Bombay</i>	323	13	72	1	14	23,637	4,006	5,911	431	2,745
" <i>Sind</i>	173	12	162	1,413	913	15,373	1,591	6,520	36,480	33,479
" <i>Madras</i>	32	2,677
" <i>Burma</i>	443	549	49	475	393	34,217	24,419	2,936	13,769	34,763
TOTAL	8,342	935	235	2,175	5,143	4,06,473	43,492	13,635	70,740	1,01,241

GENERAL IMPORTS

(GOVERNMENT STORES)

(834)

No. 13—continued

ARTICLES, AND COUNTRIES OF CONSIGNMENT; AL SO SHARE OF EACH PROVINCE	QUANTITY					VALUE				
	1930-31	1931-32	1932-33	1933-34	1934-35	1930-31	1931-32	1932-33	1933-34	1934-35
GOVERNMENT STORES—										
<i>continued</i>										
Metals and Ores—										
<i>continued</i>										
Copper—										
<i>continued</i>										
Total Copper—										
	Cwts.	Cwts.	Cwts.	Cwts.	Cwts.					
United Kingdom (including Channel Islands)	1,309	831	343	715	3,292	89,684	46,436	14,832	38,913	81,100
Aden and Dependencies	6	..	3	..	80	164	185	365
Canada— Via Atlantic Coast	2,031	4,480	78,652	78,652
Commonwealth of Australia	1,599	63,859
TOTAL BRITISH EMPIRE	2,904	831	351	2,746	7,852	1,54,526	46,621	14,998	1,08,568	1,60,404
Germany	..	356	147	1,181	759	..	15,834	5,542	26,180	..
Belgium	138	..	67	279	471	3,181	..	5,295	10,647	..
United States of America— Via Atlantic Coast	18,408	1	6,054	..	4,410	7,34,458	47	1,32,137	..	1,10,000
Other Foreign Countries	41	78
TOTAL FOREIGN COUNTRIES	18,546	357	6,268	1,460	5,681	7,42,717	15,981	1,93,974	36,827	1,10,000
Share of Bengal	10,851	267	6,068	3,197	11,710	7,06,338	16,623	1,66,355	37,712	241,000
" Bombay	1,925	15	72	1	16	99,337	4,006	3,971	631	1,000
" Sind	172	16	162	1,413	313	16,278	1,327	6,820	36,480	31,000
" Madras	89	3,577
" Burma	643	818	229	675	308	24,219	23,166	10,186	12,769	24,000
TOTAL	2,448	1,238	6,419	5,096	12,532	9,01,245	62,522	2,08,972	1,48,309	1,27,000
Iron—										
<i>Fig—</i>										
United Kingdom (including Channel Islands)	..	10	10	1,266	1,267
Share of Bengal	..	10	10	1,266	1,267
Manufactures—										
<i>Angles and tee, bolt and rod—</i>										
United Kingdom (including Channel Islands)	22	107	21	13	80	3,904	12,200	2,287	2,218	9,400
Other British Possessions	25
TOTAL BRITISH EMPIRE	22	107	21	13	80	3,904	12,225	2,287	2,218	9,400
Germany	21	2,276	..
Share of Bengal	..	10	1,146
" Burma	22	97	21	29	80	3,894	11,079	2,287	4,492	9,400
{ Protected	7	97	21	29	80	336	11,064	2,287	4,492	9,400
{ Not protected	15	10	2,050	1,171
TOTAL	22	107	21	29	80	3,904	12,225	2,287	4,492	9,400
Bars and channels—										
United Kingdom (including Channel Islands)	2	20	100	45	6	454	4,572	21,542	11,063	1,000
Other British Possessions	4	5	..
TOTAL BRITISH EMPIRE	2	20	100	45	10	454	4,572	21,542	11,068	1,000
TOTAL FOREIGN COUNTRIES	4	800
Share of Bengal	23	4	173	2,976	..
" Bombay	3	308	22	72	5	..
" Sind	1	9	3	19	9	304	1,275	..
" Madras	..	1	..	3	3	..	152	..	712	..
" Burma	4	22	189	340	4,349	21,167	97	..
{ Protected	4	19	190	16	4	346	3,248	21,461	5,589	..
{ Not protected	1	10	..	29	6	494	1,324	92	5,474	..
TOTAL	6	20	100	45	10	843	4,672	21,542	11,068	1,000
Total Iron—										
United Kingdom (including Channel Islands)	22	146	221	63	86	4,348	18,058	25,197	13,270	10,000
Other British Possessions	4	..	25	..	5	..
TOTAL BRITISH EMPIRE	22	146	221	63	90	4,348	18,083	25,197	13,275	10,000

No. 13—continued

ARTICLES, AND COUNTRIES OF CONSIGNMENT; ALSO SHARE OF EACH PROVINCE	QUANTITY					VALUE				
	1980-31	1981-32	1982-33	1983-34	1984-35	1980-31	1981-32	1982-33	1983-34	1984-35
GOVERNMENT STORES— <i>continued</i>						R	R	R	R	R
Metals and Ores—continued										
Iron—contd	Tons	Tons	Tons	Tons	Tons					
Total Iron—contd.										
Belgium	48
Other Foreign Countries . .	4	21	..	846	2,274	..
TOTAL FOREIGN COUNTRIES	4	21	..	894	2,274	..
<i>Share of Bengal</i>	20	10	33	4	178	2,432	1,367	3,974	474
" <i>Bombay</i>	1	305	22	72	5	..
" <i>Sind</i>	1	9	3	19	9	304	1,275	401
" <i>Madras</i>	1	..	3	3	..	152	..	712	341
" <i>Burma</i>	20	135	210	39	80	4,240	15,458	23,454	4,589	9,409
(Protected	11	116	211	55	84	1,181	14,302	23,738	10,081	9,919
(Not protected	18	30	10	29	6	3,558	3,781	1,459	5,472	1,305
TOTAL	29	146	221	84	90	4,787	18,083	25,197	15,555	11,225
Steel—										
Bars and Channel—										
United Kingdom (including Channel Islands)	Tons 1,356	Tons 2,206	Tons 352	Tons 779	Tons 1,226	1,65,104	2,56,055	47,987	1,14,816	1,60,420
Germany	16	..	45	2,449	11	4,733	..
Netherlands	699	59,547
Belgium	116	20	12,081	1,751
TOTAL FOREIGN COUNTRIES.	815	36	..	45	..	71,628	4,200	11	4,733	..
<i>Share of Bengal</i>	318	22	41	73,241	..	27	2,492	4,358
" <i>Bombay</i>	69	4	4	2	..	3,551	763	4,264	570	..
" <i>Sind</i>	1,114	1,235	254	367	186	1,34,928	1,35,383	29,389	45,605	30,325
" <i>Madras</i>	84	20	51	3,842	1,731	6,695
" <i>Burma</i>	86	933	43	433	1,029	10,263	1,22,322	7,622	70,332	1,34,727
(Protected	1,092	2,056	246	558	1,059	1,32,456	2,36,313	29,194	70,098	1,31,375
(Not protected	1,079	186	106	266	167	1,04,276	23,942	18,804	49,457	29,045
TOTAL	2,171	2,242	352	824	1,226	2,36,732	2,60,255	47,988	1,19,549	1,60,420
Cast—										
United Kingdom (including Channel Islands)	Tons 3	Tons 3	Tons ..	Tons ..	Tons ..	3,227	6,395	378	..	213
<i>Share of Bengal</i>	2	1,367	2,730	373
" <i>Bombay</i>	3	6	1,306	3,177
" <i>Sind</i>	164	433
" <i>Burma</i>	213
TOTAL	3	3	3,227	6,395	378	..	213
Total Steel—										
United Kingdom (including Channel Islands)	Tons 1,359	Tons 2,214	Tons 352	Tons 779	Tons 1,226	1,66,341	2,62,450	48,360	1,14,816	1,60,633
Netherlands	699	59,547
Belgium	116	20	12,081	1,751
Other Foreign Countries	16	..	45	2,449	11	4,733	..
TOTAL FOREIGN COUNTRIES .	815	36	..	45	..	71,628	4,200	11	4,733	..

GENERAL IMPORTS

(836)

(GOVERNMENT STORES)

No. 13—continued

ARTICLES, AND COUNTRIES OF CONSIGNMENT; ALSO SHARE OF EACH PROVINCE	QUANTITY					VALUE				
	1930-31	1931-32	1932-33	1933-34	1934-35	1930-31	1931-32	1932-33	1933-34	1934-35
GOVERNMENT STORES— <i>continued</i>						R	R	R	R	R
Metals and Ores— <i>continued</i>										
Steel— <i>continued</i>										
Total Steel— <i>continued</i>	Tons	Tons	Tons	Tons	Tons					
Share of Bengal . . .	818	8	..	28	41	75,108	3,730	400	3,493	..
“ Bombay . . .	79	10	4	2	..	10,187	3,940	4,364	570	..
“ Sind . . .	1,114	1,316	354	367	156	1,35,099	1,35,871	29,329	45,805	29,329
“ Madras . . .	84	20	51	8,443	1,721	6,498
“ Burma . . .	89	332	43	413	1,020	10,362	1,22,393	7,638	70,432	1,22,393
{ Protected . . .	1,092	2,056	246	558	1,059	1,22,456	2,35,313	29,194	70,092	1,22,393
{ Not protected . . .	1,082	194	106	266	197	1,07,513	30,827	19,177	46,457	..
TOTAL . . .	2,174	2,250	352	824	1,220	2,30,069	2,66,050	48,371	1,16,549	1,000
Iron or Steel—	Tons	Tons	Tons	Tons	Tons					
Anchors and cables— United Kingdom (including Channel Islands) . . .	68	9	..	74	7	35,955	3,963	..	37,908	3,963
Straits Settlements	2	1,290	..
TOTAL BRITISH EMPIRE	68	9	..	76	7	35,955	3,963	..	39,207	3,963
Share of Bengal . . .	7	66	..	3,922	37,159	..
“ Bombay . . .	11	3	1	4,520	3,382
“ Madras	3	722	..
“ Burma . . .	50	1	..	9	6	29,313	602	..	1,399	6,000
TOTAL . . .	68	9	..	76	7	35,955	3,963	..	39,207	3,963
Hoops and Strips— United Kingdom (including Channel Islands) . . .	Tons 46	Tons 6	Tons 4	Tons 4	Tons 2	10,457	1,302	577	721	..
TOTAL FOREIGN COUNTRIES.
Share of Bengal . . .	15	2	4	4	1	2,244	311	577	721	..
“ Bombay . . .	31	3,169
“ Sind	1	53
“ Burma	3	1,981
TOTAL . . .	46	6	4	4	2	10,457	1,302	577	721	1,000
Nails, screws, rivets, and washers—	Tons	Tons	Tons	Tons	Tons					
United Kingdom (including Channel Islands) . . .	30	31	49	162	153	25,605	30,717	15,949	40,008	38,444
Belgium . . .	261	42,106
Other Foreign Countries	6	..	92	1,750
TOTAL FOREIGN COUNTRIES	261	6	42,106	92	1,750
Share of Bengal	2	..	1	6	448	1,665	119	241	4,500
“ Bombay . . .	3	5	..	1	6	3,557	4,161	144	434	6,700
“ Sind . . .	280	10	30	109	61	67,277	3,985	11,234	25,821	39,400
“ Madras	7	1	223	45	..	1,054	..
“ Burma . . .	6	63	19	44	35	2,195	15,943	4,541	12,188	22,000
TOTAL . . .	291	81	49	162	150	67,711	30,809	15,949	40,008	64,300
Balls and fish plates of steel or iron— United Kingdom (including Channel Islands) . . .	Tons 211	Tons 8	Tons 118	Tons 274	Tons 248	44,411	1,306	31,099	51,476	73,000
Germany	87	375	331	9,927	47,423	20,000
Netherlands . . .	60	3,092
Belgium . . .	76	45	9,457	7,000
TOTAL FOREIGN COUNTRIES	162	..	87	375	276	17,549	..	9,927	47,423	27,000
Share of Bengal . . .	7	1,200
“ Bombay . . .	6	1	..	300	338	..
“ Sind . . .	74	14,034
“ Madras . . .	219	3	66	25,767	1,308	6,893
“ Burma . . .	67	..	139	618	524	20,090	..	34,404	1,23,073	1,10,000
{ Protected . . .	348	3	146	546	400	55,140	1,306	35,423	51,664	32,000
{ Not protected . . .	20	..	69	103	56	5,820	..	5,578	57,945	37,000
TOTAL . . .	373	3	205	649	524	61,960	1,306	40,998	1,23,909	1,10,000

No. 13—continued

ARTICLES, AND COUNTRIES OF CONSIGNMENT; ALSO SHARE OF EACH PROVINCE	QUANTITY					VALUE				
	1930-31	1931-32	1932-33	1933-34	1934-35	1930-31	1931-32	1932-33	1933-34	1934-35
						R	R	R	R	R
GOVERNMENT STORES—contd.										
Metals and Ores—continued										
Iron or Steel—continued										
Sheets and plates (including galvanised and tinned plates)—United Kingdom (includ- ing Channel Islands)	Tons	Tons	Tons	Tons	Tons					
	968	539	180	319	1,148	1,87,786	1,01,380	28,426	49,466	1,86,127
Germany	..	218	25,584
Other Foreign Countries	1	102	344
TOTAL FOREIGN COUNTRIES	..	218	1	102	25,584	344
Share of Bengal	89	..	5	16	99	13,580	212	2,943	6,288	18,061
" Bombay	116	30	2	..	89	40,393	2,165	751	..	32,200
" Sind	345	32	63	169	484	47,451	8,921	8,466	24,050	70,449
" Madras	69	11	17	6	..	15,396	1,945	3,383	1,410	..
" Burma	349	684	94	138	507	71,188	1,07,721	2,563	18,728	65,381
{ Protected	736	708	158	298	1,115	1,30,696	1,16,447	24,634	44,944	1,81,145
{ Not protected	232	49	22	21	84	57,190	10,517	3,792	4,512	5,326
TOTAL	968	787	180	319	1,149	1,87,888	1,26,964	28,426	49,466	1,86,471
Sleepers and keys of iron or steel—										
United Kingdom (including Channel Islands)	Tons	Tons	Tons	Tons	Tons					
	87	35,874	51	..
Share of Bombay	87	35,213
" Sind	61
" Madras	68	3,243
" Burma	51	..
{ Protected	15	5,963	51	..
{ Not protected	187	37,654
TOTAL	182	43,617	51	..
Wire—										
United Kingdom (includ- ing Channel Islands)	Tons	Tons	Tons	Tons	Tons					
	26	25	101	27	69	14,717	15,509	17,486	7,360	21,685
Belgium	47	5	1	7,284	915	114
Other Foreign Countries	1	21	16	60	2	495	4,084	3,971
TOTAL FOREIGN COUNTRIES	47	5	1	21	17	7,324	917	495	4,084	4,085
Share of Bengal	36	1,326	311	5,364	93	..
" Bombay	7	..	11	..	1	2,791	273	2,522	114	378
" Sind	14	18	62	36	69	7,911	8,795	8,528	6,684	19,985
" Madras	16	3	7,860	..	169	..	1,420
" Burma	6	14	3	22	7	2,063	7,047	1,373	4,553	3,367
{ Protected	101	36	29	17,152	7,491	10,164
{ Not protected	78	30	1	22	51	22,041	16,426	829	3,053	15,480
TOTAL	78	30	102	58	80	22,041	16,426	17,981	11,444	25,640

GENERAL IMPORTS

(838)

(GOVERNMENT STORES)

No. 13—continued

ARTICLES, AND COUNTRIES OF CONSIGNMENT; ALSO SHARE OF EACH PROVINCE	QUANTITY					VALUE				
	1930-31	1931-32	1932-33	1933-34	1934-35	1930-31.	1931-32	1932-33	1933-34	1934-35
GOVERNMENT STORES— <i>continued</i>										
Metals and Ores—continued										
Iron or Steel—continued										
Other manufactures of iron or steel—	Tons	Tons	Tons	Tons	Tons					
United Kingdom (including Channel Islands) . . .	4,004	2,832	405	788	327	16,70,072	12,09,289	1,16,786	2,16,086	86,700
Germany	5	44	37	12	39	515	7,572	4,851	3,085	6,100
Belgium	2,526	491	131	3	..	2,63,708	55,859	17,763	473	..
United States of America—										
Vid Atlantic Coast	1	3	1,433	5,508
" Pacific "	14	3,496
Other Foreign Countries	3	2,171
TOTAL FOREIGN COUNTRIES	2,549	533	163	15	39	2,71,378	69,939	22,119	3,598	4,710
Share of Bengal	423	391	173	7	9	98,112	22,147	24,246	3,015	1,370
" Bombay	215	104	..	13	19	1,20,503	64,399	409	3,212	4,900
" Sind	5,833	2,549	249	169	218	16,77,072	2,74,229	60,527	62,529	61,211
" Madras	79	2	50	160	39	32,297	2,226	22,517	69,256	9,350
" Burma	552	1,232	161	464	30	1,12,490	2,54,877	25,063	1,00,229	17,791
{ Protected	2,326	2,079	491	639	191	5,09,520	2,40,392	94,856	1,25,013	62,228
{ Not protected	2,223	2,202	62	114	165	15,81,958	9,38,896	48,996	24,586	44,232
TOTAL	7,133	4,371	573	303	350	20,41,450	12,73,229	1,38,854	2,10,599	96,490
Total Iron or Steel—										
United Kingdom (including Channel Islands)	6,040	4,501	857	1,048	1,048	20,25,377	13,04,076	2,10,242	4,43,016	4,37,990
Straits Settlements	2	1,899	..
TOTAL BRITISH EMPIRE	6,040	4,501	857	1,050	1,048	20,25,377	13,04,076	2,10,242	4,44,915	4,37,990
Germany	91	263	125	613	232	8,957	23,220	14,772	54,502	40,860
Netherlands	141	17,700
Belgium	2,524	496	131	3	46	4,13,078	57,774	17,763	473	3,210
United States of America—										
Vid Atlantic Coast	1	3	1	1,433	5,528	244
" Pacific "	14	3,496
Other Foreign Countries	3	2,273
TOTAL FOREIGN COUNTRIES	2,084	761	256	421	229	4,46,702	98,632	22,541	55,980	49,588
Share of Bengal	541	396	213	94	115	1,19,969	25,166	32,809	47,119	26,226
" Bombay	473	148	13	15	107	2,16,202	59,276	3,253	4,704	44,220
" Sind	5,698	2,693	293	463	202	13,02,790	9,01,522	29,658	1,03,775	1,24,570
" Madras	439	27	138	121	43	29,256	6,322	32,661	63,942	11,522
" Burma	1,080	2,093	256	1,212	1,909	2,42,229	2,27,271	77,954	2,75,249	2,21,486
{ Protected	4,480	2,795	806	1,569	1,804	7,02,321	4,65,645	1,72,065	2,19,163	2,26,438
{ Not protected	4,644	2,487	217	502	473	17,69,759	10,01,963	70,716	1,80,832	1,60,841
TOTAL	9,124	5,262	1,113	2,071	2,277	24,72,079	14,60,608	2,42,782	4,99,995	4,87,977
Lead— Pig—										
United Kingdom (including Channel Islands)	Cwts.	Cwts.	Cwts.	Cwts.	Cwts.					
Share of Bengal	10	80	439	200	..	139	800	4,504	2,001	..
" Sind	80	80	208	322
" Burma	419	200	4,122	2,001	..
TOTAL	10	80	439	200	..	139	806	4,504	2,001	..

No. 13—continued

ARTICLES, AND COUNTRIES
OF ORIGIN; ALSO
NAME OF EACH PROVINCEGOVERNMENT STORES—
continued

Metals and Ores—continued

Lead—continued

Wrought—

sheets, pipes and tubes—

United Kingdom (including
Channel Islands)

	QUANTITY					VALUE				
	1930-31	1931-32	1932-33	1933-34	1934-35	1930-31	1931-32	1932-33	1933-34	1934-35
						R	R	R	R	R
GOVERNMENT STORES— continued										
Metals and Ores—continued										
Lead—continued										
Wrought—										
sheets, pipes and tubes—										
United Kingdom (including Channel Islands)	Cwts.	Cwts.	Cwts.	Cwts.	Cwts.					
	248	45	226	190	925	5,195	1,070	2,925	2,951	10,980
<i>Share of Bengal</i>	6	..	2	203	..
<i>" Sind</i>	..	2	228	158	398	..	498	2,925	2,320	10,700
<i>" Madras</i>	226	43	2,852	662
<i>" Burma</i>	22	25	27	1,261	428	296
TOTAL	248	45	226	190	925	5,195	1,070	2,925	2,951	10,980
Other sorts—										
United Kingdom (including Channel Islands)	Cwts.	Cwts.	Cwts.	Cwts.	Cwts.					
	508	21	6	4	5	6,392	995	210	185	228
<i>Share of Bengal</i>	6	11	..
<i>" Bombay</i>	..	19	6	4	772	210	124	238
<i>" Sind</i>	40	2	591	223
<i>" Burma</i>	468	5,601
TOTAL	508	21	6	4	5	6,392	995	210	185	228
Total Lead—										
United Kingdom (including Channel Islands)	Cwts.	Cwts.	Cwts.	Cwts.	Cwts.					
	764	146	671	408	930	11,726	2,871	7,639	5,087	11,214
<i>Share of Bengal</i>	..	20	20	..	6	..	208	322	11	228
<i>" Bombay</i>	..	19	6	10	..	1	772	210	327	..
<i>" Sind</i>	50	2	226	158	398	720	1,229	2,925	2,320	10,700
<i>" Madras</i>	226	43	2,852	662
<i>" Burma</i>	428	..	479	235	27	7,142	..	4,182	2,429	286
TOTAL	764	146	671	408	930	11,726	2,871	7,639	5,087	11,214
Iron—										
Unwrought (blocks, ingots, bars, and slabs)—										
United Kingdom (including Channel Islands)	Cwts.	Cwts.	Cwts.	Cwts.	Cwts.					
	1,001	2	..	94,385	374	..
Straits Settlements	2,767	2,120	1,710	1,912	4,154	2,65,812	2,71,625	1,58,272	2,84,227	6,83,501
TOTAL BRITISH EMPIRE	3,768	2,120	1,710	1,912	4,154	2,60,147	2,71,625	1,58,272	2,84,601	6,83,501
<i>Share of Bengal</i>	2,467	2,050	1,460	1,740	3,968	2,20,914	2,42,655	1,28,585	2,58,708	6,54,065
<i>" Bombay</i>	121	..	160	..	112	14,402	..	14,764	..	17,462
<i>" Sind</i>	2	374	..
<i>" Burma</i>	180	170	90	170	80	24,831	27,570	13,823	25,525	11,984
TOTAL	3,768	2,120	1,710	1,912	4,154	2,60,147	2,71,625	1,58,272	2,84,601	6,83,501
Wrought (including plates or sheets, not being tinned iron)—										
United Kingdom (including Channel Islands)	Cwts.	Cwts.	Cwts.	Cwts.	Cwts.					
	71	..	104	497	180	6,567	18	12,232	1,02,212	12,126
<i>Share of Bengal</i>	8	174	4,809	9,809
<i>" Bombay</i>	71	..	104	429	6	6,567	12	12,232	97,343	2,517
<i>" Sind</i>	60	..
<i>" Madras</i>	6
TOTAL	71	..	104	497	180	6,567	18	12,232	1,02,212	12,126

GENERAL IMPORTS

(840)

(GOVERNMENT STORES)

No. 13—continued

ARTICLES, AND COUNTRIES OF CONSIGNMENT; ALSO SHARE OF EACH PROVINCE	QUANTITY					VALUE				
	1930-31	1931-32	1932-33	1933-34	1934-35	1930-31	1931-32	1932-33	1933-34	1934-35
GOVERNMENT STORES— <i>continued</i>						R	R	R	R	R
Metals and Ores—continued										
<i>Total Tin—</i>	<i>Cwts.</i>	<i>Cwts.</i>	<i>Cwts.</i>	<i>Cwts.</i>	<i>Cwts.</i>					
United Kingdom (including Channel Islands)	1,073	..	104	499	180	1,00,902	18	12,333	1,02,596	12,114
Straits Settlements	2,767	3,120	1,710	1,910	4,154	2,65,812	2,71,625	1,58,372	2,84,227	6,83,601
TOTAL BRITISH EMPIRE	3,839	3,120	1,814	2,409	4,334	3,66,714	2,71,643	1,70,504	3,86,813	6,95,715
<i>Share of Bengal</i>	<i>3,467</i>	<i>3,058</i>	<i>1,660</i>	<i>1,742</i>	<i>4,120</i>	<i>3,30,914</i>	<i>3,42,255</i>	<i>1,21,555</i>	<i>3,02,511</i>	<i>6,63,211</i>
" Bombay	192	..	254	459	112	20,989	12	22,398	27,242	12,200
" Sind	2	424	..
" Madras	6
" Burma	120	170	80	170	80	24,822	27,070	12,522	25,525	11,200
TOTAL	3,839	3,120	1,814	2,409	4,334	3,66,714	2,71,643	1,70,504	3,86,813	6,95,715
Mine or Spelter, wrought or manufactured—	<i>Cwts.</i>	<i>Cwts.</i>	<i>Cwts.</i>	<i>Cwts.</i>	<i>Cwts.</i>					
United Kingdom (including Channel Islands)	290	25	1	60	40	7,092	202	65	1,111	612
Commonwealth of Australia	2,040	22,624
TOTAL BRITISH EMPIRE	2,330	25	1	60	40	22,729	202	65	1,111	612
Germany	400	..	19	..	24	2,407	..	279	4	291
Other Foreign Countries	41	112	22	22	95	522	1,602	450	662	1,200
TOTAL FOREIGN COUNTRIES	441	112	22	22	119	2,929	1,602	729	672	2,097
<i>Share of Bengal</i>	<i>2,040</i>	<i>..</i>	<i>..</i>	<i>..</i>	<i>..</i>	<i>22,624</i>	<i>..</i>	<i>..</i>	<i>164</i>	<i>..</i>
" Bombay	400	1	1	2,407	22	65	22	19
" Sind	120	22	64	2,227	556	1,200
" Madras	20	1,222
" Burma	120	127	20	60	95	2,112	1,222	729	2,500	1,207
TOTAL	2,771	128	22	102	159	44,719	1,824	794	1,783	2,712
Metals and Ores, unenumerated—	<i>Cwts.</i>	<i>Cwts.</i>	<i>Cwts.</i>	<i>Cwts.</i>	<i>Cwts.</i>					
United Kingdom (including Channel Islands)	2,526	1,011	212	764	1,452	92,024	42,776	24,262	1,07,496	1,72,702
Aden and Dependencies	2	..	1	104	..	61	..	92
Commonwealth of Australia	5,960	22,621
TOTAL BRITISH EMPIRE	8,488	1,011	212	764	1,452	1,14,749	42,776	24,323	1,07,496	1,72,894
Germany	1	14,010
Iraq	27	2	5,259
China (exclusive of Hongkong and Macao)	7,040	1,10,267	..
Other Foreign Countries	2	..	1	42	520	722	180	171	1,022
TOTAL FOREIGN COUNTRIES	27	2	..	7,041	42	5,289	722	180	1,10,438	15,032
<i>Share of Bengal</i>	<i>6,724</i>	<i>277</i>	<i>120</i>	<i>2,022</i>	<i>1,224</i>	<i>1,04,620</i>	<i>2,220</i>	<i>2,622</i>	<i>1,20,422</i>	<i>1,62,120</i>
" Bombay	222	20	26	22	11	20,227	17,160	2,422	10,222	17,272
" Sind	422	22	10	22	112	22,422	4,222	17,222	2,222	2,022
" Madras	17	4	7	14	722	4,222	2,270	2,222	2,022
" Burma	222	222	22	21	70	14,227	2,222	2,222	1,227	1,622
TOTAL	8,525	1,042	212	2,705	1,407	1,22,272	42,504	24,502	2,17,224	1,82,222

No. 13—continued

ARTICLES, AND COUNTRIES OF CONSIGNMENT; ALSO SHARE OF EACH PROVINCE	QUANTITY					VALUE				
	1980-81	1981-82	1982-83	1983-84	1984-85	1980-81	1981-82	1982-83	1983-84	1984-85
GOVERNMENT STORES— <i>continued</i>										
Metals and Ores—concluded										
Total Metals and Ores—	Tons	Tons	Tons	Tons	Tons	R	R	R	R	R
United Kingdom (including Channel Islands)	7,728	6,967	1,505	2,634	3,599	25,15,887	17,42,681	3,59,760	8,35,343	9,25,806
Aden and Dependencies	1	8	268	155	426	5	3,914
Straits Settlements	188	156	85	97	208	2,65,812	2,71,650	1,58,272	2,86,126	6,83,501
Canada—	146	224	72,652	70,225
Via Atlantic Coast
Commonwealth of Australia	480	1,80,965
TOTAL BRITISH EMPIRE	8,347	7,123	1,590	2,877	4,089	29,62,982	20,14,486	5,18,458	11,94,125	16,82,945
Germany	115	208	184	571	324	17,823	53,471	21,153	1,01,214	86,431
Netherlands	840	1	77,860	40	1,329
Belgium	2,959	522	186	19	74	4,33,980	61,027	23,563	18,935	30,636
Iraq	1	5,445
China (exclusive of Hongkong and Macao)	397	1,10,267	..
United States of America— Via Atlantic Coast	971	3	308	..	221	7,35,946	6,179	1,83,137	209	1,13,170
" Pacific "	14	3,406
Other Foreign Countries	8	3	2,273	37	1,452
TOTAL FOREIGN COUNTRIES	4,903	823	573	987	623	12,76,323	1,20,717	2,27,263	2,30,662	2,33,018
Share of Bengal	2,965	603	615	325	1,019	14,13,331	3,61,499	3,53,305	6,09,669	11,07,360
" Bombay	699	164	35	44	114	3,95,591	1,06,583	51,394	1,14,684	88,021
" Sind	7,765	3,890	672	964	1,095	19,33,131	10,40,239	1,50,923	3,32,474	2,53,334
" Madras	638	51	184	184	47	1,02,097	13,785	47,727	66,648	14,870
" Burma	1,933	3,238	637	1,847	2,337	3,34,305	6,04,097	1,42,362	4,05,315	4,22,238
TOTAL	13,250	7,946	2,168	3,864	4,662	42,89,255	21,95,203	7,46,311	14,24,788	19,15,993
Paper and Pasteboard—										
Paper—										
Printing paper—	Cwts.	Cwts.	Cwts.	Cwts.	Cwts.					
United Kingdom (including Channel Islands)	6,595	5,310	3,147	4,668	4,926	11,46,166	7,10,611	2,72,980	4,07,069	6,54,160
TOTAL FOREIGN COUNTRIES	286	116	135	617	..	5,027	1,550	1,488	5,301	..
Share of Bengal	1,558	1,496	658	983	939	1,00,307	94,512	43,951	41,550	54,537
" Bombay	6,734	3,641	1,698	2,763	3,654	9,82,372	5,82,841	1,80,976	3,47,330	6,91,384
" Sind	570	66	585	36	64	34,386	3,436	35,615	1,988	2,713
" Madras	670	587	150	1,416	93	29,160	23,304	7,353	20,086	1,999
" Burma	249	134	214	83	171	4,468	3,168	3,076	1,386	2,577
Protected	9,861	5,848	3,181	4,620	4,862	11,49,448	7,09,919	2,73,288	4,06,139	6,53,233
Not Protected	20	88	101	665	74	1,750	2,242	1,186	6,231	927
TOTAL	9,881	5,936	3,282	5,285	4,936	11,51,193	7,12,161	2,74,474	4,12,370	6,54,160
Writing paper and envelopes—										
United Kingdom (including Channel Islands)	7,902	3,740	1,700	1,891	1,838	4,31,520	2,65,029	1,30,413	95,593	60,058
Norway	995	16,947
Germany	1,979	125	716	450	826	89,707	3,114	10,169	7,269	74,090
Italy (including Fiume)	6,797	1,63,098
Other Foreign Countries	3	1	1,701	173
TOTAL FOREIGN COUNTRIES	8,179	126	716	450	1,821	2,04,600	3,287	16,169	7,269	91,057

GENERAL IMPORTS

(842)

(GOVERNMENT STORES)

No. 13—continued

ARTICLES, AND COUNTRIES OF CONSIGNMENT; ALSO SHARE OF EACH PROVINCE	QUANTITY					VALUE				
	1930-31	1931-32	1932-33	1933-34	1934-35	1930-31	1931-32	1932-33	1933-34	1934-35
GOVERNMENT STORES—										
<i>continued</i> Paper and Pastboard—										
<i>continued</i> Writing paper and envelopes—										
<i>continued</i> Share of Bengal . . .	Cwts. 4,456	Cwts. 3,358	Cwts. 3,347	Cwts. 1,339	Cwts. 1,351	₹ 1,72,038	₹ 1,72,438	₹ 1,00,193	₹ 72,941	₹ 37,411
" <i>Bombay</i> . . .	19,396	1,377	341	308	1,961	4,17,166	89,129	17,721	72,114	1,84,757
" <i>Sind</i> . . .	3	7	220	..	35	1,791	745	9,530	..	4,941
" <i>Madras</i> . . .	479	149	635	105	272	20,003	19,348	14,794	6,027	71,341
" <i>Burma</i> . . .	219	25	77	29	25	14,127	1,553	4,379	2,586	1,71
{ Protected . . .	10,012	3,737	2,268	1,758	2,649	6,23,019	2,64,730	1,40,070	98,226	1,50,000
{ (Not Protected . . .	60	129	108	88	5	2,007	2,577	5,913	4,878	1,000
TOTAL . . .	18,081	3,566	2,476	1,841	2,654	6,26,026	2,68,316	1,46,582	1,02,862	1,51,140
Other kinds of paper—										
United Kingdom (including Channel Islands) . . .	Cwts. 1,749	Cwts. 7,058	Cwts. 1,691	Cwts. 1,269	Cwts. 2,047	₹ 2,43,987	₹ 1,90,698	₹ 1,25,426	₹ 74,996	₹ 94,128
Union of South Africa	₹ 1	..
TOTAL BRITISH EMPIRE . . .	1,749	7,058	1,691	1,269	2,047	2,43,987	1,90,698	1,25,426	75,997	94,128
Sweden . . .	1,246	845	1,726	185	..	18,572	14,502	18,322	1,965	..
Norway . . .	413	..	108	..	52	5,994	..	1,226	..	713
Germany . . .	10,852	2,720	419	1,080	779	1,66,127	62,277	7,205	21,741	6,422
Belgium . . .	424	..	14	2	172	9,272	..	725	125	4,012
Italy (including Fiume) . . .	547	2,542
Other Foreign Countries	2	..	1	126	..	129
TOTAL FOREIGN COUNTRIES . . .	12,602	4,265	2,220	1,267	1,005	2,02,272	77,279	27,724	23,221	12,222
<i>Share of Bengal</i> . . .	11,122	2,251	265	1,221	1,122	1,24,425	75,322	32,222	32,425	22,221
" <i>Bombay</i> . . .	2,212	2,222	2,222	222	1,222	62,222	62,222	22,222	22,222	22,222
" <i>Sind</i> . . .	622	1,740	122	122	222	1,22,222	22,222	22,222	22,222	22,222
" <i>Madras</i> . . .	645	4,222	22	22	222	22,222	22,222	22,222	22,222	22,222
" <i>Burma</i> . . .	22	222	22	22	22	2,222	11,222	2,222	2,222	2,222
TOTAL . . .	12,222	11,222	2,222	2,222	2,022	4,22,222	2,02,222	1,22,222	1,00,222	1,07,222
Pastboard, willboard and cardboard of all kinds—										
United Kingdom (including Channel Islands) . . .	Cwts. 27,022	Cwts. 12,222	Cwts. 12,222	Cwts. 12,222	Cwts. 12,222	₹ 4,22,222	₹ 1,22,222	₹ 1,02,222	₹ 1,22,222	₹ 1,22,222
Germany . . .	2,022	749	1,222	222	222	21,222	4,222	10,222	10,222	11,222
Netherlands . . .	2,722	2,222	1,022	1,022	422	17,222	16,222	5,222	9,222	2,222
Other Foreign Countries . . .	22	9	27	422	2,222	1,222
TOTAL FOREIGN COUNTRIES . . .	4,222	2,622	2,222	2,222	222	22,222	20,222	16,222	22,222	14,222
<i>Share of Bengal</i> . . .	122	27	2	72	2	2,222	2,222	222	2,222	222
" <i>Bombay</i> . . .	22,222	12,222	12,222	12,222	12,222	4,22,222	1,22,222	2,02,222	1,22,222	1,22,222
" <i>Sind</i>	11	172	222	2	2	722	12,222	10,117
" <i>Madras</i> . . .	1,222	2,222	2	1,222	2	12,222	12,222	422	11,222	22
" <i>Burma</i> . . .	222	722	1,022	222	422	2,222	2,222	2,222	1,222	2,222
TOTAL . . .	21,222	16,222	16,222	15,222	12,222	4,22,222	2,10,222	2,02,222	2,02,222	1,74,222
Total value of Paper and Pastboard—										
United Kingdom (including Channel Islands)	₹ 22,49,022	₹ 12,56,122	₹ 7,21,022	₹ 7,00,022	₹ 9,02,210
Union of South Africa	₹ 1	..
TOTAL BRITISH EMPIRE	₹ 22,49,022	₹ 12,56,122	₹ 7,21,022	₹ 7,00,022	₹ 9,02,210
Sweden	18,572	14,502	18,322	1,965	..
Norway	5,994	..	1,226	..	17,022
Germany	2,27,222	71,222	25,222	22,222	22,222
Netherlands	21,022	16,222	5,222	9,222	2,222
Belgium	9,272	..	725	2,022	4,022
Italy (including Fiume)	1,72,222	4,777	..
Other Foreign Countries	1,701	767	122	524	522
TOTAL FOREIGN COUNTRIES	₹ 4,27,222	₹ 1,02,222	₹ 61,222	₹ 59,222	₹ 1,10,022

No. 13—continued

ARTICLES, AND COUNTRIES OF CONSIGNMENT; ALSO SHARE OF EACH PROVINCE	QUANTITY					VALUE				
	1930-31	1931-32	1932-33	1933-34	1934-35	1930-31	1931-32	1932-33	1933-34	1934-35
GOVERNMENT STORES— <i>continued</i>										
Paper and Pasteboard— <i>continued</i>										
Total value of Paper and Pasteboard—continued										
Share of Bengal	—	—	—	—	—	4,71,351	3,48,959	1,79,632	1,49,038	1,11,989
" Bombay	—	—	—	—	—	19,03,971	9,12,567	4,88,670	5,98,753	6,02,267
" Sind	—	—	—	—	—	2,01,164	42,325	64,043	22,945	40,516
" Madras	—	—	—	—	—	1,00,631	1,24,924	32,323	44,836	23,693
" Burma	—	—	—	—	—	29,824	20,526	21,251	2,900	12,756
(Protected	—	—	—	—	—	17,82,462	9,74,658	4,18,958	5,04,425	8,03,857
(Not Protected	—	—	—	—	—	9,24,469	4,84,663	3,09,151	3,15,045	2,83,808
TOTAL	—	—	—	—	—	27,06,931	14,59,321	7,82,089	8,19,470	10,87,220
Printing and Lithograph- ing materials (excluding paper)—										
United Kingdom (including Channel Islands)	—	—	—	—	—	3,17,023	1,00,650	1,15,168	77,096	82,410
United States of America— Via Atlantic Coast	—	—	—	—	—	2,202	3,688	16,711	2,682	3,378
Other Foreign Countries	—	—	—	—	—	1,295	2,815	..	215	744
TOTAL FOREIGN COUNTRIES	—	—	—	—	—	3,497	6,498	16,711	3,907	4,122
Share of Bengal	—	—	—	—	—	44,662	36,525	59,760	42,502	25,328
" Bombay	—	—	—	—	—	1,55,348	22,419	36,167	2,088	25,027
" Sind	—	—	—	—	—	96,424	22,678	2,672	11,643	10,754
" Madras	—	—	—	—	—	12,404	9,365	6,922	4,740	14,067
" Burma	—	—	—	—	—	11,627	10,141	19,348	13,024	206
TOTAL	—	—	—	—	—	3,20,625	1,07,146	1,31,879	80,967	86,632
Stationery (excluding paper)—										
United Kingdom (including Channel Islands)	—	—	—	—	—	3,32,264	3,03,372	1,38,633	94,164	1,36,027
Other British Possessions	—	—	—	—	—	457	20	12
TOTAL BRITISH EMPIRE	—	—	—	—	—	3,32,721	3,03,392	1,38,645	94,164	1,36,027
Germany	—	—	—	—	—	11,201	1,706	6,907	1,783	1,227
Netherlands	—	—	—	—	—	16,623	10,229	..	197	..
Other Foreign Countries	—	—	—	—	—	1,719	2,216	3,609	288	638
TOTAL FOREIGN COUNTRIES	—	—	—	—	—	29,543	14,151	10,516	2,268	2,065
Share of Bengal	—	—	—	—	—	1,34,696	2,00,299	71,554	29,222	64,292
" Bombay	—	—	—	—	—	52,748	19,952	22,323	25,212	12,650
" Sind	—	—	—	—	—	94,799	2,416	6,602	2,204	3,003
" Madras	—	—	—	—	—	53,964	41,655	21,522	12,047	20,273
" Burma	—	—	—	—	—	36,068	51,221	16,822	21,122	36,774
(Protected	—	—	—	—	—	22,852	27,757	12,220	26,141	14,162
(Not Protected	—	—	—	—	—	3,32,411	2,94,786	1,31,781	70,291	1,22,920
TOTAL	—	—	—	—	—	3,62,264	3,22,648	1,44,161	96,432	1,38,092
Telegraphs, materials for construction of—										
United Kingdom (including Channel Islands)	—	—	—	—	—	67	3,054	148	6,510	504
British India	—	—	—	—	—	2,660
TOTAL BRITISH EMPIRE	—	—	—	—	—	2,717	3,054	148	6,510	504

GENERAL IMPORTS

(844)

(GOVERNMENT STORES)

No. 13—continued

ARTICLES, AND COUNTRIES OF CONSIGNMENT; ALSO SHARE OF EACH PROVINCE	QUANTITY					VALUE				
	1930-31	1931-32	1932-33	1933-34	1934-35	1930-31	1931-32	1932-33	1933-34	1934-35
GOVERNMENT STORES— <i>continued</i>						R	R	R	R	R
Telegraphs, materials for constructions of— <i>continued</i>										
TOTAL FOREIGN COUNTRIES	—	—	—	—	—	6,055	7,094
Share of Bengal . . .	—	—	—	—	—	67	4,348
" Bombay . . .	—	—	—	—	—	143	6,510	..
" Sind . . .	—	—	—	—	—	7,300
" Madras . . .	—	—	—	—	—	1,508	8,900
TOTAL	—	—	—	—	—	8,772	10,148	143	6,510	504
Textiles—										
Cotton—										
Manufactures—										
Hosiery—										
United Kingdom (including Channel Islands).	—	—	—	—	—	..	1,848	764
Share of Bombay . . .	—	—	—	—	—	..	1,848	164
Piece goods—										
Grey (unbleached)—										
United Kingdom (including Channel Islands)	Yards	Yards	Yards	Yards	Yards					
	6,550	4,069	1,012	180	95,142	2,577	2,420	461	141	31,873
Share of Bengal	20	..	180	93,055	..	60	..	141	30,331
" Bombay . . .	5,394	4,049	1,012	..	2,026	2,166	2,371	461	..	1,600
" Burma . . .	1,256	1,411
TOTAL	6,550	4,069	1,012	180	95,142	2,577	2,420	461	141	31,873
White (bleached)—										
United Kingdom (including Channel Islands)	Yards	Yards	Yards	Yards	Yards					
	47,578	115,560	63,584	150,682	78,720	8,987	10,118	6,353	38,512	25,358
Share of Bengal . . .	43,892	100,332	52,573	61,644	35,306	5,322	2,951	4,222	5,037	2,457
" Bombay . . .	3,250	507	149	91,742	2,325	2,070	563	306	30,696	1,322
" Sind . . .	107	3,688	15,130	69	6,374	11,607
" Madras . . .	48	6,302	2,802	..	491	181	1,127	1,785	..	73
" Burma . . .	275	150	10	6,296	20,492	359	23	31	2,779	2,022
TOTAL	47,578	115,560	63,584	150,682	78,720	8,987	10,118	6,353	38,512	25,358
Coloured, printed, or dyed—										
United Kingdom (including Channel Islands)	Yards	Yards	Yards	Yards	Yards					
	1,322,818	108,511	849,842	94,118	256,568	3,85,738	60,806	1,13,978	29,694	63,819
Other British Possessions	..	200	200	141	408
TOTAL BRITISH EMPIRE	1,322,818	108,511	849,842	94,118	256,568	3,85,738	60,447	1,14,276	29,694	63,819

No. 13—continued

ARTICLES, AND COUNTRIES OF CONSIGNMENT; ALSO SEABEJO OF EACH PROVINCE	QUANTITY					VALUE				
	1930-31	1931-32	1932-33	1933-34	1934-35	1930-31	1931-32	1932-33	1933-34	1934-35
GOVERNMENT STORES— <i>continued</i>										
Textiles—continued										
Cotton—continued										
Piece-goods—continued										
Coloured, printed or dyed— <i>continued</i>										
Manufactures—continued										
Share of Bengal . . .	637,790	77,685	309,418	31,079	233,644	2,02,950	46,378	1,04,143	14,406	76,616
" Bombay . . .	2,507	910	4,130	592	417	6,828	538	2,339	836	662
" Sind . . .	11,619	1,073	366	20	75	6,050	756	284	48	160
" Madras . . .	774,682	84,516	30,993	55,183	20,752	1,65,150	17,806	5,081	10,082	4,955
" Burma . . .	7,230	4,323	4,940	7,244	1,630	4,760	1,970	2,499	4,322	1,636
TOTAL	1,833,818	168,611	349,842	94,118	256,568	3,85,738	66,447	1,14,276	29,694	83,819
Other sorts of manufactures (including handkerchiefs and shawls in the piece)—										
United Kingdom (includ- ing Channel Islands)	—	—	—	—	—	1,90,979	2,70,154	1,60,152	1,64,663	1,11,609
Other British Possessions	—	—	—	—	—	485	147	100
TOTAL BRITISH EMPIRE	—	—	—	—	—	1,90,979	2,70,154	1,60,637	1,64,810	1,11,709
China (exclusive of Hong- kong and Macao) . . .	—	—	—	—	—	15,477	..	588
Other Foreign Countries . . .	—	—	—	—	—	162
TOTAL FOREIGN COUNTRIES	—	—	—	—	—	15,477	..	750
Share of Bengal . . .	—	—	—	—	—	96,126	6,473	60,001	16,379	71,342
" Bombay . . .	—	—	—	—	—	12,011	2,28,790	1,00,158	1,30,001	15,941
" Sind . . .	—	—	—	—	—	60,335	15,313	6,474	5,966	10,861
" Madras . . .	—	—	—	—	—	14,743	13,663	1,282	640	2,362
" Burma . . .	—	—	—	—	—	7,714	5,910	3,149	11,324	5,963
TOTAL	—	—	—	—	—	1,90,979	2,70,154	1,76,064	1,64,810	1,12,459
Total Value of Other goods (including Twist and Yarn)	—	—	—	—	—	5,29,281	3,69,664	2,97,164	2,33,167	2,53,673
Flax—										
Manufactures—										
Canvas—										
United Kingdom (including Channel Islands) . . .	384,977	126,046	35,484	18,341	15,314	4,77,734	81,283	25,051	10,764	5,842
Germany . . .	92,378	1,22,829
Belgium . . .	20,086	29,175
TOTAL FOREIGN COUNTRIES	118,362	1,52,004
Share of Bengal . . .	423,852	94,616	13,263	9,347	15,095	6,01,922	65,970	7,992	3,267	5,538
" Bombay . . .	13,390	21,094	2,457	17,518	15,490	5,466
" Sind . . .	3,845	4,762	1,215	7,963	4,305	1,114
" Madras . . .	260	..	100	300	..	343	..	91	371	..
" Burma . . .	2,072	5,574	11,859	3,894	279	1,997	5,518	10,388	7,226	397
TOTAL	448,339	126,046	35,484	18,341	15,314	6,29,738	81,283	25,051	10,764	5,842
Piece-goods—										
United Kingdom (including Channel Islands) . . .	140,273	25,294	49,184	30,296	60,965	82,856	11,661	22,871	15,063	22,924
Share of Bengal . . .	89,518	..	40	29,012	63,130	42,798	..	78	11,866	21,076
" Bombay . . .	10,737	25,294	49,144	1,284	228	11,331	11,661	22,793	3,197	796
" Sind
" Madras . . .	64,624	28,727
" Burma	7,607	7,123
TOTAL	140,273	25,294	49,184	30,296	60,965	82,856	11,661	22,871	15,063	22,924
Other sorts (including bags and sacks)—										
United Kingdom (including Channel Islands) . . .	—	—	—	—	—	69,872	52,420	56,333	31,770	27,246
Other British Possessions . . .	—	—	—	—	—	12
TOTAL BRITISH EMPIRE	—	—	—	—	—	69,872	52,420	56,333	31,770	27,258
TOTAL FOREIGN COUNTRIES	—	—	—	—	—	4,343	1,686	..

GENERAL IMPORTS

(GOVERNMENT STORES)

No. 13—continued

ARTICLES, AND COUNTRIES OF CONSIGNMENT; ALSO SHARE OF EACH PROVINCE	QUANTITY					VALUE				
	1930-31	1931-32	1932-33	1933-34	1934-35	1930-31	1931-32	1932-33	1933-34	1934-35
GOVERNMENT STORES— <i>continued</i>						R	R	R	R	R
Textiles—continued										
Flax—continued										
Manufactures—continued										
Other sorts (including bags and sacks)—continued										
Share of Bengal	—	—	—	—	—	9,852	7,577	1,899	2,297	7,111
" Bombay	—	—	—	—	—	6,754	2,201	27,280	2,622	1,111
" Sind	—	—	—	—	—	54,723	37,499	15,896	26,329	1,111
" Madras	—	—	—	—	—	2,089	1,873	1,421	605	1,111
" Burma	—	—	—	—	—	632	2,770	27	601	1,111
TOTAL	—	—	—	—	—	74,216	52,420	58,223	33,405	27,111
Total value of Flax (including Twist and Yarn)	—	—	—	—	—	7,56,809	1,45,264	1,04,255	59,222	62,111
Wool—										
Manufactures—										
Honey—	Lbs.	Lbs.	Lbs.	Lbs.	Lbs.					
United Kingdom (including Channel Islands)	100	25	401	659	..	1,220	172	911	1,441
Share of Bengal	100	25	401	659	..	1,220	172	911	1,441
Placemats—	Yards	Yards	Yards	Yards	Yards					
United Kingdom (including Channel Islands)	336,618	518,209	593,250	304,537	422,483	4,79,060	6,70,870	7,11,554	3,55,278	6,19,778
Ceylon (excluding Maldives)	296	311
TOTAL BRITISH EMPIRE	336,618	518,209	593,250	304,537	422,479	4,79,060	6,70,870	7,11,554	3,55,278	6,20,093
Share of Bengal	310,518	177,378	429,093	38,244	31,213	4,49,429	2,12,761	5,21,337	10,997	10,246
" Bombay	26,157	274,861	161,913	196,655	242,478	15,726	2,27,637	1,72,423	2,21,621	2,27,220
" Sind	1,510	53,292	246	49,295	149,334	6,113	1,07,649	4,877	1,16,700	2,01,544
" Madras	2,408	22	1,222	723	..	2,997	27	1,592	545	..
" Burma	1,099	7,578	613	9,564	2,267	4,720	21,945	1,712	26,220	19,212
TOTAL	336,618	518,209	593,250	304,537	422,479	4,79,060	6,70,870	7,11,554	3,55,278	6,20,093
Other sorts—	Lbs.	Lbs.	Lbs.	Lbs.	Lbs.					
United Kingdom (including Channel Islands)	28,174	8,746	8,662	21,147	22,558	78,104	22,441	22,807	27,626	22,494
[Other British Possessions	10	..	570	12	..	373
TOTAL BRITISH EMPIRE	28,174	8,746	8,662	21,147	23,128	78,104	22,441	22,819	27,626	22,867
TOTAL FOREIGN COUNTRIES	585	..	1,043	1,204	..	612
Share of Bengal	2,272	2,802	4,112	3,946	2,172	28,024	9,117	2,661	9,610	2,277
" Bombay	19,007	4,499	2,264	11,537	2,261	22,010	11,276	10,712	13,760	6,225
" Sind	9,416	244	43	4,790	15,145	18,603	626	127	19,046	19,272
" Madras	40	125	..
" Burma	252	214	1,660	1,064	2,544	761	762	3,212	2,024	4,227
TOTAL	28,709	8,746	9,706	21,147	23,128	79,298	22,441	22,481	27,626	22,867
Total value of Wool	—	—	—	—	—	5,58,468	6,94,641	7,26,157	4,23,219	6,54,292
Vehicles, excluding locomotives, etc., for railways—										
Carriages and Carts (excluding railway carriages), and parts thereof—										
United Kingdom (including Channel Islands)	—	—	—	—	—	1,05,102	6,970	21,681	1,25,842	5,193

No. 13—continued

ARTICLES, AND COUNTRIES OF CONSIGNMENT; ALSO SHARE OF EACH PROVINCE	QUANTITY					VALUE				
	1930-31	1931-32	1932-33	1933-34	1934-35	1930-31	1931-32	1932-33	1933-34	1934-35
						₹	₹	₹	₹	₹
GOVERNMENT STORES— <i>continued</i>										
Vehicles, excluding loco- motives, etc., for rail- ways—continued										
Share of Bengal	—	—	—	—	—	3,336	..	3,333	3,273	3,743
" Bombay	—	—	—	—	—	25,297	..	6,678	..	757
" Sind	—	—	—	—	—	..	4,928	61,191	1,32,154	132
" Madras	—	—	—	—	—	42	..
" Burma	—	—	—	—	—	75,969	4,042	9,829	388	517
(Protected	—	—	—	—	—	13,598	..	288	42	175
(Not protected	—	—	—	—	—	91,504	8,970	81,248	1,35,800	5,023
TOTAL	—	—	—	—	—	1,05,102	8,970	81,531	1,35,842	5,103
Carriages and parts for Rail- ways—										
United Kingdom (including Channel Islands)	—	—	—	—	—	13,63,206	6,08,788	2,39,492	1,33,508	2,32,273
Other British Possessions	—	—	—	—	—	..	1,045	4,020	2,858	..
TOTAL BRITISH EMPIRE	—	—	—	—	—	13,63,206	6,09,833	2,43,512	1,36,366	2,32,273
Sweden	—	—	—	—	—	45,405	..	206	..	537
Germany	—	—	—	—	—	21,218	1,33,849	37,150	65,298	51,983
Belgium	—	—	—	—	—	2,56,935	21,313	..	55,410	1,66,379
Italy (including Fiume)	—	—	—	—	—	2,35,731	4,65,778	26,864	11,997	22,604
United States of America— Via Atlantic Coast	—	—	—	—	—	151
TOTAL FOREIGN COUNTRIES	—	—	—	—	—	5,59,435	6,20,940	64,220	1,32,705	2,41,503
Share of Bengal	—	—	—	—	—	3,32,305	7,97,913	33,207	19,372	1,44,043
" Bombay	—	—	—	—	—	5,76,467	37,953	8,333	42,621	66,072
" Sind	—	—	—	—	—	3,30,335	1,23,157	2,24,605	1,02,100	2,43,325
" Burma	—	—	—	—	—	1,43,037	2,16,743	36,537	1,13,865	20,331
TOTAL	—	—	—	—	—	10,22,641	12,30,778	3,07,782	2,69,159	4,73,776
Wagons and parts for Rail- ways— United Kingdom (including Channel Islands)	—	—	—	—	—	5,23,233	53,316	7,059	12,363	29,744
Germany	—	—	—	—	—	42,471	38,494	5,897	16,181	47,109
Belgium	—	—	—	—	—	14,579	22,295	3,206	26,622	61,632
Italy (including Fiume)	—	—	—	—	—	52,907	22,453	5,333
TOTAL FOREIGN COUNTRIES	—	—	—	—	—	1,09,957	83,242	9,162	41,803	1,14,124
Share of Bengal	—	—	—	—	—	97,792	..	13,031	5,534	1,199
" Bombay	—	—	—	—	—	2,429	..	1,540
" Sind	—	—	—	—	—	3,39,739	91,472	1,591	45,330	1,26,379
" Burma	—	—	—	—	—	1,43,245	45,066	..	3,753	16,799
TOTAL	—	—	—	—	—	6,33,195	1,36,558	16,162	64,666	1,43,898
Ships, parts of (including Launches and Boats)— United Kingdom (including Channel Islands)	—	—	—	—	—	4,06,231	10,212	48,654	11,521	34,946
Other British Possessions	—	—	—	—	—	300	..
TOTAL BRITISH EMPIRE	—	—	—	—	—	4,06,231	10,212	48,654	11,721	34,946
Share of Bengal	—	—	—	—	—	..	3,833	7,456
" Bombay	—	—	—	—	—	..	1,349	..	300	..
" Sind	—	—	—	—	—	261	9,504	27,499
" Madras	—	—	—	—	—	48,654	1,379	..
" Burma	—	—	—	—	—	4,06,020	633	..
TOTAL	—	—	—	—	—	4,06,231	10,212	48,654	11,721	34,946

GENERAL IMPORTS

(848)

(GOVERNMENT STORES)

No. 13—continued

ARTICLES, AND COUNTRIES OF CONSIGNMENT; ALSO SHARE OF EACH PROVINCE	QUANTITY					VALUE				
	1930-31	1931-32	1932-33	1933-34	1934-35	1930-31	1931-32	1932-33	1933-34	1934-35
GOVERNMENT STORES—						R	R	R	R	R
<i>continued</i>										
Vehicles, excluding locomotives, etc., for railways— <i>concluded</i>										
Other kinds—										
United Kingdom (including Channel Islands)	—	—	—	—	—	2,27,60,873	93,51,814	68,26,998	20,82,817	29,04,000
Ceylon (excluding Maldives)	—	—	—	—	—	—	325	—	85,301	—
Straits Settlements	—	—	—	—	—	—	6,320	—	—	—
TOTAL BRITISH EMPIRE	—	—	—	—	—	2,27,60,873	93,58,459	68,26,998	20,68,118	29,04,000
Iraq	—	—	—	—	—	62,108	5	—	14,722	51
Egypt	—	—	—	—	—	14,724	—	—	10,406	10
Other Foreign Countries	—	—	—	—	—	934	402	152	—	—
TOTAL FOREIGN COUNTRIES	—	—	—	—	—	77,856	407	152	25,128	61
<i>Share of Bengal</i>	—	—	—	—	—	4,432	20,303	15,724	11,196	64,311
“ <i>Bombay</i>	—	—	—	—	—	26,49,372	4,23,312	4,66,991	1,46,369	1,17,409
“ <i>Sind</i>	—	—	—	—	—	1,92,49,423	22,73,042	22,43,936	22,25,801	27,54,245
“ <i>Madras</i>	—	—	—	—	—	22,266	222	1,098	—	20,221
“ <i>Burma</i>	—	—	—	—	—	3,030	6,220	—	—	1,400
TOTAL	—	—	—	—	—	2,28,38,729	93,58,866	68,27,150	20,93,256	29,05,700
<i>Total Value of Vehicles, excluding locomotives, etc., for railways</i>	—	—	—	—	—	2,52,05,945	1,07,45,379	67,81,225	24,64,644	33,27,548
All other articles—										
<i>Unmanufactured—</i>										
United Kingdom (including Channel Islands)	—	—	—	—	—	60,086	2,54,598	2,16,897	52,758	51,796
Ceylon (excluding Maldives)	—	—	—	—	—	—	106	28	8,681	720
Straits Settlements	—	—	—	—	—	28	7,095	800	46	10
Commonwealth of Australia	—	—	—	—	—	12,20,093	12,77,950	—	8,09,416	11,22,145
Other British Possessions	—	—	—	—	—	—	—	126	15	—
TOTAL BRITISH EMPIRE	—	—	—	—	—	12,20,222	16,39,748	2,17,921	6,09,115	11,80,746
Germany	—	—	—	—	—	1,194	22,894	1,123	2	656
Belgium	—	—	—	—	—	1,12,050	—	—	—	—
Italy (including Finme)	—	—	—	—	—	22	—	—	—	—
Iran	—	—	—	—	—	20,04,170	26,96,300	20,81,550	12,11,967	14,71,857
Siam	—	—	—	—	—	12,202	8,243	—	—	—
Egypt	—	—	—	—	—	1,867	40,210	—	—	—
United States of America— Via Atlantic Coast	—	—	—	—	—	2,11,366	1,905	5,39,714	11,129	4,14,789
“ <i>Pacific</i>	—	—	—	—	—	510	—	—	—	—
Argentine Republic (including the Atlantic Coast of Patagonia)	—	—	—	—	—	—	—	—	—	4,03,200
Other Foreign Countries	—	—	—	—	—	426	—	222	4,349	722
TOTAL FOREIGN COUNTRIES	—	—	—	—	—	48,61,422	27,69,557	26,22,624	18,27,448	28,81,229
<i>Share of Bengal</i>	—	—	—	—	—	12,52,231	16,14,394	3,472	9,19,332	11,37,943
“ <i>Bombay</i>	—	—	—	—	—	18,23,376	4,97,404	6,71,901	3,00,215	6,469
“ <i>Sind</i>	—	—	—	—	—	25,52,822	29,94,451	22,48,950	10,12,965	24,16,420
“ <i>Madras</i>	—	—	—	—	—	1,454	2,784	10,294	1,405	1,237
“ <i>Burma</i>	—	—	—	—	—	301	122	922	146	105
TOTAL	—	—	—	—	—	56,40,644	44,09,805	23,40,605	22,88,663	25,61,974

No. 13—continued

ARTICLES, AND COUNTRIES OF CONSIGNMENT; ALSO SHARE OF EACH PROVINCE	QUANTITY					VALUE				
	1930-31	1931-32	1932-33	1933-34	1934-35	1930-31	1931-32	1932-33	1933-34	1934-35
GOVERNMENT STORES— <i>continued</i>						R	R	R	R	R
All other articles—continued										
Manufactured—										
United Kingdom (including Channel Islands)	—	—	—	—	—	17,07,527	10,63,461	7,23,481	7,00,244	6,31,071
Ceylon (excluding Maldives)	—	—	—	—	—	32,302	22,201	24,369	9,249	16,200
Commonwealth of Aus- tralia	—	—	—	—	—	91,712	1,20,344	76,220	32,990	24,131
Other British Possessions .	—	—	—	—	—	148	3,199	2,639	400	3,760
TOTAL BRITISH EMPIRE.	—	—	—	—	—	18,32,189	12,09,205	8,27,259	7,43,383	6,75,162
Germany	—	—	—	—	—	16,410	22,233	10,332	10,616	14,266
Netherlands	—	—	—	—	—	23,215	13,702	..	152	8,243
Belgium	—	—	—	—	—	..	1,717	452	..	9,326
France	—	—	—	—	—	20,250	..	550	431	..
Switzerland	—	—	—	—	—	74,121	..	5	15	..
Italy (including Flume) . .	—	—	—	—	—	25,977	1,233	5,678	1,313	6,747
Turkey, Asiatic	—	—	—	—	—	12,000
Java	—	—	—	—	—	4,78,104	2,56,898	77,473	..	25
Argentine Republic (exclu- ding the Atlantic Coast of Patagonia)	—	—	—	—	—	9,716	12,665
Other Foreign Countries .	—	—	—	—	—	6,033	5,997	6,936	3,089	1,433
TOTAL FOREIGN COUNTRIES	—	—	—	—	—	6,60,870	3,06,775	1,01,376	25,331	52,754
State of Bengal	—	—	—	—	—	4,31,455	3,35,392	1,92,430	1,30,440	1,52,530
" Bombay	—	—	—	—	—	6,73,967	4,29,333	2,01,659	1,63,393	1,79,016
" Sind	—	—	—	—	—	9,31,373	5,46,970	4,50,716	3,62,032	2,36,424
" Madras	—	—	—	—	—	1,63,360	1,12,467	41,131	77,712	1,16,747
" Burma	—	—	—	—	—	1,04,914	91,573	42,599	50,137	43,199
TOTAL	—	—	—	—	—	24,93,059	15,15,980	9,28,635	7,74,214	7,27,916
Total value of Government Stores—										
United Kingdom (including Channel Islands)	—	—	—	—	—	6,43,45,235	3,17,05,741	2,00,72,931	1,45,15,338	6,64,94,661
Aden and Dependencies . .	—	—	—	—	—	20,344	1,790	2,363	1,306	4,960
Ceylon (excluding Maldives)	—	—	—	—	—	33,217	22,207	25,273	53,707	19,406
Straits Settlements	—	—	—	—	—	2,66,506	2,89,408	1,64,540	2,90,876	7,31,861
Hongkong	—	—	—	—	—	563	14,671
Union of South Africa . .	—	—	—	—	—	10,153	10	..	1	..
Canada — Via Atlantic Coast	—	—	—	—	—	75,545	70,537
Commonwealth of Aus- tralia	—	—	—	—	—	15,01,770	13,93,294	77,133	9,32,406	11,52,304
Other British Possessions .	—	—	—	—	—	2,771	1,736	4,803	75	3,625
TOTAL BRITISH EMPIRE	—	—	—	—	—	6,66,31,118	3,34,20,186	2,03,47,448	1,53,78,304	6,84,92,103

GENERAL IMPORTS

(850)

(GOVERNMENT STORES)

No. 13—concluded

ARTICLES, AND COUNTRIES OF CONSIGNMENT; ALSO SHARE OF EACH PROVINCE	QUANTITY					VALUE				
	1980-81	1981-82	1982-83	1983-84	1984-85	1980-81	1981-82	1982-83	1983-84	1984-85
GOVERNMENT STORES— concluded						R	R	R	R	R
Total value of Government Stores—continued										
Sweden	—	—	—	—	—	1,02,678	28,194	44,046	3,200	11,100
Norway	—	—	—	—	—	5,694	..	1,226	..	11,100
Germany	—	—	—	—	—	49,87,776	87,36,257	5,45,400	14,46,983	9,32,000
Netherlands	—	—	—	—	—	1,72,590	1,04,514	28,041	22,782	..
Belgium	—	—	—	—	—	28,24,619	6,12,400	1,36,600	2,28,627	4,50,000
France	—	—	—	—	—	31,566	6,396	2,424	20,871	10,000
Switzerland	—	—	—	—	—	74,181	..	410	10,204	..
Italy (including Fiume)	—	—	—	—	—	20,87,888	7,79,184	1,62,654	1,76,441	2,70,000
Austria	—	—	—	—	—	2,456	2,261	100	52,318	70,000
Hungary	—	—	—	—	—	80,052	..
Turkey, Asiatic	—	—	—	—	—	12,000	5,128	..	127	..
Iraq	—	—	—	—	—	1,88,107	25,622	68	18,166	52,000
Iran	—	—	—	—	—	20,06,417	26,96,379	20,81,650	18,11,997	14,71,000
Java	—	—	—	—	—	4,78,104	2,56,893	77,472	1,122	1,000
Siam	—	—	—	—	—	12,902	8,242	70,000
China (exclusive of Hong- kong and Macao)	—	—	—	—	—	24,589	4,706	51,842	1,18,511	1,000
Egypt	—	—	—	—	—	1,56,719	40,483	..	10,448	11,000
United States of America— Via Atlantic Coast	—	—	—	—	—	14,44,290	7,66,658	8,44,850	66,280	6,17,000
" Pacific "	—	—	—	—	—	31,016	6,897	2,242	899	1,000
Argentine Republic (in- cluding the Atlantic Coast of Patagonia)	—	—	—	—	—	9,716	6,000
Other Foreign Countries	—	—	—	—	—	8,484	2,122	2,545	8,620	1,000
TOTAL FOREIGN COUNTRIES	—	—	—	—	—	1,60,07,051	92,04,265	39,85,481	38,96,884	44,68,500
Share of Bengal	—	—	—	—	—	1,73,25,689	33,39,821	40,00,663	48,76,925	48,93,100
" Bombay	—	—	—	—	—	1,84,37,143	40,95,180	38,72,564	45,80,936	69,27,100
" Sind	—	—	—	—	—	4,16,59,479	2,18,90,587	1,36,26,493	78,91,495	1,01,66,900
" Madras	—	—	—	—	—	23,14,694	32,34,836	15,03,599	13,58,080	12,40,100
" Burma	—	—	—	—	—	30,22,124	20,54,167	19,29,540	11,47,672	20,33,100
GRAND TOTAL	—	—	—	—	—	8,26,20,089	4,27,14,391	2,42,22,879	1,94,75,278	2,29,60,000

No. 14.

QUANTITY and VALUE of EXPORTS of GOVERNMENT STORES (INDIAN MERCHANDISE) from
BRITISH INDIA in each official year from 1930-31 to 1934-35.

ARTICLES, AND COUNTRIES OF FINAL DESTINATION; ALSO SHARE OF EACH PROVINCE	QUANTITY					VALUE				
	1930-31	1931-32	1932-33	1933-34	1934-35	1930-31	1931-32	1932-33	1933-34	1934-35
GOVERNMENT STORES—						R	R	R	R	R
Apparel (including Drapery, Uniforms, Accoutrements, but excluding Hosiery)—										
United Kingdom (including Channel Islands)	—	—	—	—	—	12,182	70	103
Straits Settlements	—	—	—	—	—	11,972	17,782	3,553	15,669	10,992
Hongkong	—	—	—	—	—	9,014	7,013	..	7,858	16,347
Other British Possessions	—	—	—	—	—	1,931	32	2,258	200	500
TOTAL BRITISH EMPIRE	—	—	—	—	—	35,099	24,877	5,811	23,727	28,032
Egypt	—	—	—	—	—	30,155	890
Other Foreign Countries	—	—	—	—	—	1,689	4,686	108	625	..
TOTAL FOREIGN COUNTRIES	—	—	—	—	—	32,044	5,556	108	625	..
Share of Bengal	—	—	—	—	—	478	517	391	170	2,390
" Bombay	—	—	—	—	—	16,327	5,558	..	825	693
" Sind	—	—	—	—	—	370
" Madras	—	—	—	—	—	60	33
" Burma	—	—	—	—	—	20,508	24,328	5,398	23,367	24,449
TOTAL	—	—	—	—	—	67,143	30,438	5,919	24,352	28,032
Arms, Ammunition and Military Stores —										
Straits Settlements	—	—	—	—	—	7,481	8,191	2,922	11,574	96
Hongkong	—	—	—	—	—	1,398	280	5,881	9,142	3,953
Other British Possessions	—	—	—	—	—	..	3,500	75
TOTAL BRITISH EMPIRE	—	—	—	—	—	8,877	11,971	8,884	20,717	4,049
China (exclusive of Hong- kong and Maipo)	—	—	—	—	—	1,346
Share of Bengal	—	—	—	—	—	2,742	2,730	5,383	9,143	2,953
" Madras	—	—	—	—	—	..	1,000
" Burma	—	—	—	—	—	7,481	8,191	3,003	11,574	96
TOTAL	—	—	—	—	—	10,223	11,971	8,884	20,717	4,049
Books, printed, and printed matter (not being stationery), including Maps and Charts—										
United Kingdom (including Channel Islands)	—	—	—	—	—	60,604	74,133	78,845	51,884	40,504
Other British Possessions	—	—	—	—	—	67	209	1,088	1,171	2,214
TOTAL BRITISH EMPIRE	—	—	—	—	—	60,671	74,481	79,931	53,055	42,718
TOTAL FOREIGN COUNTRIES	—	—	—	—	—	2,682	5,138	8,050	4,763	6,362
Share of Bengal	—	—	—	—	—	39,823	57,303	43,290	36,144	23,638
" Bombay	—	—	—	—	—	16,029	10,556	16,112	17,624	21,928
" Sind	—	—	—	—	—	..	240
" Madras	—	—	—	—	—	7,511	10,490	23,688	4,113	3,401
" Burma	—	—	—	—	—	..	531	..	37	585
TOTAL	—	—	—	—	—	63,353	79,619	87,980	57,818	49,580

GENERAL EXPORTS

(852)

(GOVERNMENT STORES)

INDIAN MERCHANDISE.

No. 14—continued

ARTICLES, AND COUNTRIES OF FINAL DESTINATION; ALSO SHARE OF EACH PROVINCE	QUANTITY					VALUE				1929-30
	1930-31	1931-32	1932-33	1933-34	1934-35	1930-31	1931-32	1932-33	1933-34	
GOVERNMENT STORES— <i>continued</i>						B	B	B	B	
Boots and Shoes—	Pairs	Pairs	Pairs	Pairs	Pairs					
TOTAL BRITISH EMPIRE	78	237	223	88	267	227	2,900	2,404	431	
Share of Bengal . . .	"	"	"	"	37	"	"	"	"	
" Bombay . . .	78	237	223	88	230	227	2,900	2,404	431	
" Madras . . .										
" Burma . . .										
TOTAL	78	237	223	88	267	227	2,900	2,404	431	
Building and Engineering Materials, other than of iron, steel, or wood	—	—	—	—	—	
Coal and Coke . . .	Tons	Tons	Tons	Tons	Tons	
Drugs, Medicines and Narcotics—										
United Kingdom (including Channel Islands) . . .	—	—	—	—	—	..	361	21,250	29,912	1
Other British Possessions . . .	—	—	—	—	—	250	..	75	723	
TOTAL BRITISH EMPIRE . . .	—	—	—	—	—	250	361	21,325	30,635	1
TOTAL FOREIGN COUNTRIES	—	—	—	—	—	255	50	
Share of Bengal . . .	—	—	—	—	—	21,275	29,937	1
" Bombay . . .	—	—	—	—	—	255	..	25	122	
" Madras . . .	—	—	—	—	—	260	361	60	..	
" Burma . . .	—	—	—	—	—	..	50	..	56	
TOTAL	—	—	—	—	—	505	411	21,331	30,635	1
GRAIN, Pulse and Flour—	Tons	Tons	Tons	Tons	Tons					
<i>Barley</i>	
<i>Grams—</i>										
Aden and Dependencies . . .	37	5,654	
Share of Sind	37	5,654	
<i>Rice, not in the husk—</i>	Tons	Tons	Tons	Tons	Tons					
TOTAL BRITISH EMPIRE . . .	20	2,360	..	2	..	
TOTAL FOREIGN COUNTRIES . . .	14	25	24	16	18	1,755	1,716	1,774	650	
Share of Bombay	6	720	
" Sind	58	
" Burma	23	25	24	20	18	2,237	1,716	1,777	356	
TOTAL	24	25	24	16	18	4,115	1,716	2,777	656	
Wheat—	Tons	Tons	Tons	Tons	Tons					
TOTAL FOREIGN COUNTRIES	4	368	70	
Share of Sind	30	70	
" Burma	4	338	
TOTAL	4	368	70	

No. 14—continued

ARTICLES, AND COUNTRIES OF FINAL DESTINATION; ALSO SHARE OF EACH PROVINCE	QUANTITY					VALUE				
	1930-31	1931-32	1932-33	1933-34	1934-35	1930-31	1931-32	1932-33	1933-34	1934-35
	Tons	Tons	Tons	Tons	Tons	₹	₹	₹	₹	₹
GOVERNMENT STORES— <i>continued</i>										
Grain, Pulse and Flour <i>—continued</i>										
<i>Wheat flour—</i>										
Native States in Arabia other than Muskat Territory and Trucial Oman	132	16,063	..
Iraq	217	254	239	38,248	29,608	27,238
TOTAL FOREIGN COUNTRIES	217	254	239	132	..	38,248	29,608	27,238	16,063	..
<i>Share of Bombay</i>	..	254	29,608
<i>" Sind</i>	217	..	239	132	..	38,248	..	27,238	16,063	..
TOTAL	217	254	239	132	..	38,248	29,608	27,238	16,063	..
Other sorts—										
Aden and Dependencies	3	1,066
TOTAL FOREIGN COUNTRIES	13
<i>Share of Sind</i>	3	1,066
<i>" Burma</i>	13
TOTAL	3	1,066	..	13
Hardware and Cutlery, (in- cluding Agricultural Imple- ments and Plated Ware—										
United Kingdom (including Channel Islands)	—	—	—	—	—	7,232	10,447	4,470	1,405	7,086
Hongkong	—	—	—	—	—	2,482	950	17,940	2,162	14,717
Other British Possessions	—	—	—	—	—	7,217	2,185	3,418	1,917	2,523
TOTAL BRITISH EMPIRE	—	—	—	—	—	16,931	14,582	25,828	5,484	24,326
Iraq	—	—	—	—	—	..	5,135	418
Other Foreign Countries	—	—	—	—	—	20	..	875	1,455	573
TOTAL FOREIGN COUNTRIES	—	—	—	—	—	20	5,135	875	1,455	991
<i>Share of Bengal</i>	—	—	—	—	—	2,432	980	20,370	4,324	17,493
<i>" Bombay</i>	—	—	—	—	—	10,741	11,127	3,050	50	2,616
<i>" Sind</i>	—	—	—	—	—	20
<i>" Madras</i>	—	—	—	—	—	800	4,566	2,343	500	..
<i>" Burma</i>	—	—	—	—	—	2,908	3,045	940	2,071	133
TOTAL	—	—	—	—	—	16,901	19,717	26,708	6,945	25,297
Instruments, Apparatus and Appliances and parts thereof—										
United Kingdom (including Channel Islands)	—	—	—	—	—	3,301	3,761	25,118	10,150	8,984
Aden and Dependencies	—	—	—	—	—	55	9,003	1,101	2,230	6,842
Other British Possessions	—	—	—	—	—	1,920	2,261	4,570	1,075	5,410
TOTAL BRITISH EMPIRE	—	—	—	—	—	5,276	15,025	30,789	14,475	21,236
China (exclusive of Hong- kong and Macao)	—	—	—	—	—	5,158	..	41
Other Foreign Countries	—	—	—	—	—	1,505	4,043	220	2,743	2,316
TOTAL FOREIGN COUNTRIES	—	—	—	—	—	1,505	4,043	5,378	2,743	2,357

GENERAL EXPORTS

(854)

(GOVERNMENT STORES)

INDIAN MERCHANDISE

No. 14—continued

ARTICLES AND COUNTRIES OF FINAL DESTINATION; ALSO SHARE OF EACH PROVINCE	QUANTITY					VALUE				
	1930-31	1931-32	1932-33	1933-34	1934-35	1930-31	1931-32	1932-33	1933-34	1934-35
GOVERNMENT STORES— <i>continued</i>						R	R	R	R	R
Share of Bengal	—	—	—	—	—	2,020	929	29,202	1,763	—
“ Bombay	—	—	—	—	—	1,622	19,508	2,264	12,423	—
“ Madras	—	—	—	—	—	328
“ Burma	—	—	—	—	—	1,816	1,026	4,561	2,007	..
TOTAL	—	—	—	—	—	6,781	19,068	36,167	17,228	..
Leather—										
<i>Unwrought—</i>	Cwts.	Cwts.	Cwts.	Cwts.	Cwts.					
TOTAL BRITISH EMPIRE	1	37	..	110	..
Share of Bengal	37
“ Burma	1	110	..
TOTAL	1	37	..	110	..
Manufactures—										
TOTAL BRITISH EMPIRE	—	—	—	—	—	65	89	425	178	1
Share of Bengal	—	—	—	—	—	29	..	1
“ Burma	—	—	—	—	—	65	63	336	178	..
TOTAL	—	—	—	—	—	65	89	425	178	1
Liquor—										
<i>Ale, Beer and Porter</i>	Gals.	Gals.	Gals.	Gals.	Gals.
<i>Spirits—</i>	Gals.	Gals.	Gals.	Gals.	Gals.
TOTAL FOREIGN COUNTRIES	9	40
Share of Bombay	9	40
Metals and Ores—										
Brass, Bronze and similar alloys and manufactures thereof	Cwts.	Cwts.	Cwts.	Cwts.	Cwts.
Copper—										
<i>Unwrought</i>
<i>Wrought—</i>
TOTAL BRITISH EMPIRE	2	2	2	75	300	..
Share of Bengal	25
“ Bombay	2	2	2	50	300	..
TOTAL	2	2	2	75	300	..
Iron or Steel—										
TOTAL BRITISH EMPIRE	Tons	Tons	Tons	Tons	Tons	60	200	..	127	..
Share of Bengal	200
“ Burma	60	127	..
TOTAL	60	200	..	127	..
Metals and Ores, unenumerated—										
Aden and Dependencies	Cwts.	Cwts.	Cwts.	Cwts.	Cwts.	10,000	6

No. 14—continued

ARTICLES, AND COUNTRIES OF FINAL DESTINATION; ALSO SHARE OF EACH PROVINCE	QUANTITY					VALUE				
	1980-81	1981-82	1982-83	1983-84	1984-85	1980-81	1981-82	1982-83	1983-84	1984-85
GOVERNMENT STORES— <i>continued</i>						R	R	R	R	R
Metals and Ores—contd.										
Metals and Ores, Unenumerated—contd.	Owts.	Owts.	Owts.	Owts.	Owts.					
Share of Bombay	18	8	10,000	6,000
Total of Metals and Ores	Tons	Tons	Tons	Tons	Tons	60	200	75	10,427	6,800
Opium—	Chests &	Chests &	Chests &	Chests &	Chests &					
British Empire—	Owts.	Owts.	Owts.	Owts.	Owts.					
Shipped to the United Kingdom (including Channel Islands)	70=100	1=1	..=..	..=..	..=..	1,91,698	1,714
Shipped direct to the Governments of Hongkong, the Straits Settlements, and other East Indian Governments—										
To Aden and Dependencies	..=..	..=..	..=..	..=..	1=1	1,702	..	1,099
Ceylon (excluding Maldives)	24=20	20=22	16=20	12=15	8=10	96,000	80,000	64,000	48,000	32,000
Straits Settlements	1,460=1,823	1,207=1,508	784=979	902=1,124	426=528	53,40,000	48,28,000	31,26,000	36,08,000	17,04,000
Hongkong	141=177	115=144	48=60	37=46	48=60	5,64,000	4,64,000	1,92,000	1,48,000	1,92,000
Br. Borneo	45=54	66=82	32=41	55=67	11=14	1,30,000	2,64,000	1,28,000	2,20,000	44,000
TOTAL BRITISH EMPIRE	1,740=2,184	1,410=1,758	880=1,100	1,006=1,252	494=613	68,71,698	56,87,714	35,21,702	40,24,000	19,73,099
To Japan	..=..	..=..	..=..	..=..	..=..	35
Share of Bengal	1,740=2,184	1,409=1,757	880=1,100	1,006=1,252	493=612	68,71,698	56,16,000	35,20,035	40,24,000	19,72,000
Bombay	..=..	1=1	..=..	..=..	1=1	..	1,714	1,702	..	1,099
TOTAL	1,740=2,184	1,410=1,758	880=1,100	1,006=1,252	494=613	68,71,698	56,87,714	35,21,737	40,24,000	19,73,099
Stationery (excluding paper)—										
United Kingdom (including Channel Islands)	—	—	—	—	—	6,821	397	969	800	172
Aden and Dependencies	—	—	—	—	—	3,777	2,583	5,222	3,109	5,667
Other British Possessions	—	—	—	—	—	1,626	4,006	2,867	1,787	3,276
TOTAL BRITISH EMPIRE	—	—	—	—	—	12,224	7,285	9,058	10,196	9,114
TOTAL FOREIGN COUNTRIES	—	—	—	—	—	3,293	2,498	1,800	1,889	2,365
Share of Bengal	—	—	—	—	—	11,810	7,073	8,472	8,537	9,678
Bombay	—	—	—	—	—	3,514	1,987	1,395	3,223	1,643
Sind	—	—	—	—	—	193	76	366	266	160
Burma	—	—	—	—	—	..	643	785	50	..
TOTAL	—	—	—	—	—	15,517	9,778	10,948	12,085	11,479
Textiles—										
Cotton manufactures—										
United Kingdom (including Channel Islands)	—	—	—	—	—	1,13,802	72,801	78,457	1,01,614	1,00,283
Straits Settlements	—	—	—	—	—	1,610	1,308	2,530	6,109	224
Hongkong	—	—	—	—	—	18,250	4,992	22,120	48,307	5,603
Commonwealth of Australia	—	—	—	—	—	8,451
Other British Possessions	—	—	—	—	—	7,316	5,041	6,847	9,050	4,572
TOTAL BRITISH EMPIRE	—	—	—	—	—	1,41,008	84,142	1,05,004	1,60,080	1,10,083

GENERAL EXPORTS

(856)

(GOVERNMENT STORES)
INDIAN MERCHANDISE

No. 14—continued

ARTICLES, AND COUNTRIES OF FINAL DESTINATION; ALSO SHARE OF EACH PROVINCE	QUANTITY					VALUE				
	1930-31	1931-32	1932-33	1933-34	1934-35	1930-31	1931-32	1932-33	1933-34	1934-35
						₹	₹	₹	₹	₹
GOVERNMENT STORES— <i>continued</i>										
Textiles—continued										
<i>Cotton Manufactures—contd.</i>										
China (exclusive of Hongkong and Macao)	—	—	—	—	—	24,826	15,804	15,513	7,760	—
Other Foreign Countries	—	—	—	—	—	2,025	807	756	343	1,000
TOTAL FOREIGN COUNTRIES	—	—	—	—	—	27,451	16,701	16,269	8,103	1,000
Share of Bengal	—	—	—	—	—	1,23,221	25,323	1,17,040	1,25,323	1,11,021
“ Bombay	—	—	—	—	—	2,428	644	1,001	363	800
“ Sind	—	—	—	—	—	—	10	160	144	—
“ Burma	—	—	—	—	—	1,610	1,260	1,023	2,225	1,171
TOTAL	—	—	—	—	—	1,28,459	1,00,848	1,21,272	1,28,219	1,20,771
<i>Wool, manufactures—</i>										
TOTAL BRITISH EMPIRE	—	—	—	—	—	267	1,120	—	10	20
Share of Bengal	—	—	—	—	—	162	—	—	10	—
“ Burma	—	—	—	—	—	105	1,120	—	—	20
TOTAL	—	—	—	—	—	267	1,120	—	10	20
Wool—										
Manufactures—										
TOTAL BRITISH EMPIRE	—	—	—	—	—	314	1,559	577	2,743	20
Share of Bengal	—	—	—	—	—	149	—	258	—	—
“ Bombay	—	—	—	—	—	363	683	319	2,743	20
“ Burma	—	—	—	—	—	302	876	—	—	—
TOTAL	—	—	—	—	—	314	1,559	577	2,743	20
Vehicles (excluding Locomo- tives, etc., for Railways)										
TOTAL BRITISH EMPIRE	—	—	—	—	—	—	4,200	—	—	—
Share of Bengal	—	—	—	—	—	—	4,200	—	—	—
All other articles—										
<i>Unmanufactured—</i>										
United Kingdom (including Channel Islands)	—	—	—	—	—	2,64,623	5,204	98,921	13,591	2,541
Malta and Goso	—	—	—	—	—	—	—	17,897	—	—
Other British Possessions	—	—	—	—	—	1,617	718	4,091	2,266	1,074
TOTAL BRITISH EMPIRE	—	—	—	—	—	2,66,240	5,922	1,15,909	16,857	4,215

No. 14—continued

ARTICLES, AND COUNTRIES OF FINAL DESTINATION, ALSO SHARE OF EACH PROVINCE	QUANTITY					VALUE				
	1980-81	1981-82	1982-83	1983-84	1984-85	1980-81	1981-82	1982-83	1983-84	1984-85
GOVERNMENT STORES— continued						R	R	R	R	R
All other articles—continued										
Unmanufactured—continued										
Germany	—	—	—	—	—	9,570	5	24	2,565	8
Belgium	—	—	—	—	—	5,304	225	43,506	43,000	1,00,000
Iraq	—	—	—	—	—	10,741	88	567	..	567
Other Foreign Countries	—	—	—	—	—	1,872	303	680	4,610	2,862
TOTAL FOREIGN COUNTRIES	—	—	—	—	—	27,487	616	44,491	50,175	1,02,932
Share of Bengal	—	—	—	—	—	21,320	5,360	10,477	20,747	6,201
" <i>Bombay</i>	—	—	—	—	—	77,338	12	43,798	43,800	1,00,000
" <i>Sind</i>	—	—	—	—	—	206	83	13	604	188
" <i>Madras</i>	—	—	—	—	—	261	677	50	277	18
" <i>Burma</i>	—	—	—	—	—	1,94,164	416	1,08,062	604	780
TOTAL	—	—	—	—	—	2,98,787	6,538	1,60,400	66,032	1,07,147
Manufactured—										
United Kingdom (including Channel Islands)	—	—	—	—	—	7,369	15,738	690	6,821	536
Aden and Dependencies	—	—	—	—	—	6,008	3,570	3,112	2,674	590
Straits Settlements	—	—	—	—	—	4,086	1,327	6,938	10,656	6,831
Hongkong	—	—	—	—	—	13,848	15,240	1,098	862	2,738
Other British Possessions	—	—	—	—	—	2,897	2,767	65	100	87
TOTAL BRITISH EMPIRE	—	—	—	—	—	34,388	38,651	12,796	20,613	10,832
Belgium	—	—	—	—	—	5,776	16,982
Iraq	—	—	—	—	—	16,266	80,681	..	10,286	1,005
Iraq	—	—	—	—	—	80,627	861	574
Benjam Islander	—	—	—	—	—	5,000
China (excluding of Hong- kong and Macao)	—	—	—	—	—	..	7,780	1,160	17	6,123
Other Foreign Countries	—	—	—	—	—	5,007	2,173	2,298	3,777	500
TOTAL FOREIGN COUNTRIES	—	—	—	—	—	62,676	58,377	3,458	14,080	8,202
Share of Bengal	—	—	—	—	—	28,635	33,727	3,671	1,365	12,719
" <i>Bombay</i>	—	—	—	—	—	60,813	57,109	5,500	17,074	1,559
" <i>Sind</i>	—	—	—	—	—	2,120	..	60	490	..
" <i>Madras</i>	—	—	—	—	—	1,798	20	100	5,510	759
" <i>Burma</i>	—	—	—	—	—	3,698	1,172	6,937	2,762	3,697
TOTAL	—	—	—	—	—	97,050	97,028	16,254	34,693	19,034
Grand Total value of Government stores—										
United Kingdom (including Channel Islands)	—	—	—	—	—	6,08,135	1,84,481	2,09,529	2,49,177	2,63,165
Malta and Goso	—	—	—	—	—	1,873	..	17,897	..	368
Aden and Dependencies	—	—	—	—	—	25,925	13,304	13,267	25,472	24,070
Ceylon (excluding Maldives)	—	—	—	—	—	96,450	80,730	64,788	49,066	82,279
Straits Settlements	—	—	—	—	—	58,71,738	48,68,332	31,02,219	36,57,697	17,26,875
British Borneo	—	—	—	—	—	1,60,000	2,64,000	1,28,050	2,20,000	44,000

GENERAL EXPORTS

(858)

(GOVERNMENT STORES)
INDIAN MERCHANDISE

No. 14—concluded

ARTICLES, AND COUNTRIES OF FINAL DESTINATION; ALSO SHARE OF EACH PROVINCE	QUANTITY					VALUE				
	1930-31	1931-32	1932-33	1933-34	1934-35	1930-31	1931-32	1932-33	1933-34	1934-35
GOVERNMENT STORES— concluded						R	R	R	R	R
<i>Grand Total value of Govern- ment Stores—continued</i>										
Hongkong	—	—	—	—	—	6,10,618	6,99,870	2,42,972	2,11,232	2,42,222
Commonwealth of Australia	—	—	—	—	—	610	1,297	2,059	5,119	5,222
Other British Possessions	—	—	—	—	—	8,915	7,576	9,225	5,827	7,222
TOTAL BRITISH EMPIRE	—	—	—	—	—	74,63,275	59,25,190	29,42,117	44,23,750	29,51,222
Germany	—	—	—	—	—	9,770	5	722	2,250	1,222
Belgium	—	—	—	—	—	11,020	17,207	42,972	42,500	1,01,222
Native States in Arabia (other than Maskat Terri- tory and Trucial Oman)	—	—	—	—	—	4,522	2,401	227	12,909	2,222
Iraq	—	—	—	—	—	72,202	72,122	21,902	12,549	2,222
Iran	—	—	—	—	—	22,412	2,520	691	522	1,222
Hanjam Islands	—	—	—	—	—	5,222
China (exclusive of Hong- kong and Macao)	—	—	—	—	—	22,172	22,921	22,422	8,510	4,222
Egypt	—	—	—	—	—	21,192	972	1,222	4,972	222
United States of America—										
Via Atlantic Coast	—	—	—	—	—	1,200	6,221	4,427	2,199	4,222
" Pacific "	—	—	—	—	—	271
Other Foreign Countries	—	—	—	—	—	2,907	1,671	2,492	2,222	4,222
TOTAL FOREIGN COUNTRIES	—	—	—	—	—	1,09,120	1,22,512	1,09,527	1,00,722	1,22,422
<i>Share of Bengal</i>	—	—	—	—	—	<i>71,42,222</i>	<i>52,22,222</i>	<i>27,22,192</i>	<i>42,22,222</i>	<i>22,77,722</i>
" Bombay	—	—	—	—	—	<i>2,20,222</i>	<i>1,22,222</i>	<i>72,222</i>	<i>1,10,222</i>	<i>1,22,222</i>
" Sind	—	—	—	—	—	<i>47,272</i>	<i>20,222</i>	<i>27,222</i>	<i>17,222</i>	<i>222</i>
" Madras	—	—	—	—	—	<i>10,222</i>	<i>17,222</i>	<i>22,122</i>	<i>12,222</i>	<i>4,122</i>
" Burma	—	—	—	—	—	<i>2,27,222</i>	<i>42,222</i>	<i>1,22,272</i>	<i>22,122</i>	<i>22,122</i>
TOTAL	—	—	—	—	—	76,63,222	60,54,222	40,51,222	45,24,222	24,72,222

(GOVERNMENT STORES)

FOREIGN MERCHANDISE

No. 15

QUANTITY and VALUE of EXPORTS of GOVERNMENT STORES (FOREIGN MERCHANDISE) from BRITISH INDIA in each official year from 1930-31 to 1934-35.

ARTICLES, AND COUNTRIES OF FINAL DESTINATION ; ALSO SHARE OF EACH PROVINCE	QUANTITY					VALUE				
	1930-31	1931-32	1932-33	1933-34	1934-35	1930-31	1931-32	1932-33	1933-34	1934-35
GOVERNMENT STORES—						R	R	R	R	R
Apparel (including drapery, uniforms, accoutrements, but excluding hosiery)—										
United Kingdom (including Channel Islands)	—	—	—	—	—	1,58,926	1,02,573	80,868	16,327	681
Other British Possessions	—	—	—	—	—	2,126	265	2,088	2,048	1,819
TOTAL BRITISH EMPIRE	—	—	—	—	—	1,56,052	1,02,838	82,949	18,375	1,900
TOTAL FOREIGN COUNTRIES	—	—	—	—	—	852	3,009	2,798	2,514	1,600
Share of Bengal	—	—	—	—	—	..	40	667
" Bombay	—	—	—	—	—	1,48,534	1,06,525	86,742	18,530	2,271
" Sind	—	—	—	—	—	8,370	181	..	1,103	581
" Burma	—	—	—	—	—	1,266	80
TOTAL	—	—	—	—	—	1,56,904	1,06,747	86,742	20,889	3,500
Arms, ammunition, and military stores—										
<i>Firearms, and parts thereof—</i>										
United Kingdom (including Channel Islands)	—	—	—	—	—	1,111	12,650	1,397	10,168	9,835
Aden and Dependencies	—	—	—	—	—	12,991
Ceylon (excluding Maldives).	—	—	—	—	—	4,60,687
Hongkong	—	—	—	—	—	1,874	7,998	1,748	590	10,372
Other British Possessions	—	—	—	—	—	1,607]	..	8,828
TOTAL BRITISH EMPIRE	—	—	—	—	—	4,76,668	20,646	4,842	10,748	24,040
Maskat Territory and Trucial Oman	—	—	—	—	—	5,840
Other Foreign Countries	—	—	—	—	—	1,750	4,388	279
TOTAL FOREIGN COUNTRIES	—	—	—	—	—	1,750	4,388	5,610
Share of Bengal	—	—	—	—	—	2,985	7,998	1,748	590	10,372
" Bombay	—	—	—	—	—	4,74,828	12,000	2,994	14,488	5,619
" Sind	—	—	—	—	—	9,420
" Burma	—	—	—	—	—	..	650	100	55	4,842
TOTAL	—	—	—	—	—	4,77,813	20,646	4,842	15,131	29,659
Other Sorts—										
United Kingdom (including Channel Islands)	—	—	—	—	—	11,954	36,980	46,810	2,831	16,628
Kassibar and Pemba	—	—	—	—	—	8,000
Other British Possessions	—	—	—	—	—	2,618	6,598	2,010	2,085	6,740
TOTAL BRITISH EMPIRE	—	—	—	—	—	22,572	43,578	50,820	4,916	23,368
Iraq	—	—	—	—	—	3,656	7,584
Other Foreign Countries	—	—	—	—	—	5,227	3,919	7,650	741	6,770
TOTAL FOREIGN COUNTRIES	—	—	—	—	—	5,227	3,919	7,650	4,397	14,304
Share of Bengal	—	—	—	—	—	46	..	108	..	1,217
" Bombay	—	—	—	—	—	16,906	36,680	11,936	7,748	36,136
" Sind	—	—	—	—	—	11,648	10,817	46,427	1,220	329
" Burma	—	—	—	—	—	345	..
TOTAL	—	—	—	—	—	27,769	47,497	58,470	9,313	37,672

GENERAL EXPORTS

(860)

(GOVERNMENT STORES)

FOREIGN MERCHANDISE

No. 15—continued

ARTICLES, AND COUNTRIES OF FINAL DESTINATION; ALSO SHARE OF EACH PROVINCE	QUANTITY					VALUE				
	1930-31	1931-32	1932-33	1933-34	1934-35	1930-31	1931-32	1932-33	1933-34	1934-35
GOVERNMENT STORES— <i>continued</i>						Rs	Rs	Rs	Rs	Rs
Building and engineering materials, other than of iron, steel, or wood—										
TOTAL BRITISH EMPIRE	—	—	—	—	—	260	240
TOTAL FOREIGN COUNTRIES	—	—	—	—	—	320	480
<i>Share of Sind</i>	—	—	—	—	—	720	720
Chemicals, Drugs, Medicines, and Narcotics—										
United Kingdom (including Channel Islands)	—	—	—	—	—	208	32	12,958
Bahrain Islands	—	—	—	—	—	5,116	2,880	4,880	4,880	4,080
Other British Possessions	—	—	—	—	—	525	1,171	938	60	..
TOTAL BRITISH EMPIRE	—	—	—	—	—	5,641	4,051	5,726	4,062	17,038
Alaska Territory and Trust Oman	—	—	—	—	—	3,840	6,485	9,180	9,170	9,335
Other Native States in Arabia	—	—	—	—	—	10,350	2,725	1,972
Egypt	—	—	—	—	—	4,654
Other Foreign Countries	—	—	—	—	—	55
TOTAL FOREIGN COUNTRIES	—	—	—	—	—	23,245	9,205	16,526	9,132	9,335
<i>Share of Bengal</i>	—	—	—	—	—	..	28	10	24	22,467
.. Bombay	—	—	—	—	—	8	1,168	2,392	..	4,000
.. Sind	—	—	—	—	—	20,224	12,945	15,718	22,100	2,265
.. Madras	—	—	—	—	—	20	..	40	7	175
.. Burma	—	—	—	—	—	124	..	138	60	67
TOTAL	—	—	—	—	—	23,295	12,266	25,312	12,783	26,974
Glass and glassware—										
TOTAL BRITISH EMPIRE	—	—	—	—	—	200	..	250	..	1,168
<i>Share of Bengal</i>	—	—	—	—	—	200	1,000
.. Bombay	—	—	—	—	—	98
.. Madras	—	—	—	—	—	250
.. Burma	—	—	—	—	—	67
TOTAL	—	—	—	—	—	200	..	250	..	1,168
Hardware and Cutlery, in- cluding agricultural imple- ments and plated ware—										
United Kingdom (including Channel Islands)	—	—	—	—	—	20,604	17,060	20,041	1,76,600	55,010
Other British Possessions	—	—	—	—	—	154	1,839	2,491	2,480	2,180
TOTAL BRITISH EMPIRE	—	—	—	—	—	20,758	18,899	22,532	1,79,080	57,190
TOTAL FOREIGN COUNTRIES	—	—	—	—	—	1,725	44	581	264	840
<i>Share of Bengal</i>	—	—	—	—	—	4,604	2,407	2,463	5,393	2,840
.. Bombay	—	—	—	—	—	2,216	12,276	2,430	1,00,608	7,512
.. Sind	—	—	—	—	—	12,789	100	22,254	7,986	42,200
.. Madras	—	—	—	—	—	696	2,871	2,116	5,193	4,922
.. Burma	—	—	—	—	—	32	100	..	120	1
TOTAL	—	—	—	—	—	22,488	18,928	22,312	1,79,284	67,486

No. 15—continued

ARTICLES, AND COUNTRIES OF FINAL DESTINATION; ALSO SHARE OF EACH PROVINCE	QUANTITY					VALUE				
	1930-31	1931-32	1932-33	1933-34	1934-35	1930-31	1931-32	1932-33	1933-34	1934-35
GOVERNMENT STORES —continued						R	R	R	R	R
Instruments, Apparatus, and Appliances, and parts there- of—										
United Kingdom (including Channel Islands)	—	—	—	—	—	22,858	20,042	25,028	20,080	18,580
Aden and Dependencies	—	—	—	—	—	4,164	10,304	875	4,536	4,559
Other British Possessions	—	—	—	—	—	1,666	4,555	1,054	254	4,320
TOTAL BRITISH EMPIRE	—	—	—	—	—	28,688	34,901	26,957	24,860	27,459
TOTAL FOREIGN COUNTRIES	—	—	—	—	—	6,336	7,156	1,634	8,798	5,534
Share of Bengal	—	—	—	—	—	3,964	16,397	3,320	3,273	2,904
“ Bombay	—	—	—	—	—	12,233	20,237	13,682	22,004	19,551
“ Sind	—	—	—	—	—	3,941	1,330	950	1,059	7,122
“ Madras	—	—	—	—	—	4,789	3,271	9,129	1,223	2,690
“ Burma	—	—	—	—	—	94	222	900	184	922
TOTAL	—	—	—	—	—	35,024	42,057	28,591	33,658	33,249
Leather, unwrought and manufactures (excluding boots and shoes)—										
TOTAL BRITISH EMPIRE	—	—	—	—	—	122	..
TOTAL FOREIGN COUNTRIES	—	—	—	—	—	27	93
Share of Bombay	—	—	—	—	—	27
“ Sind	—	—	—	—	—	322	93
TOTAL	—	—	—	—	—	27	122	93
Liquors	Gals.	Gals.	Gals.	Gals.	Gals.
Machinery and millwork—										
United Kingdom (including Channel Islands)	—	—	—	—	—	18,486	92,919	9,970	15,182	6,042
Hongkong	—	—	—	—	—	3,707
Other British Possessions	—	—	—	—	—	13	..	50	4,570	300
TOTAL BRITISH EMPIRE	—	—	—	—	—	18,499	92,919	10,020	19,752	15,049
Switzerland	—	—	—	—	—	20,000
Other Foreign Countries	—	—	—	—	—	4,126	..	3,883	730	1,250
TOTAL FOREIGN COUNTRIES	—	—	—	—	—	4,126	..	3,883	730	21,250
Share of Bengal	—	—	—	—	—	..	3,333	3,907
“ Bombay	—	—	—	—	—	9,030	..	320	589	3,725
“ Sind	—	—	—	—	—	10,389	37,576	10,333	15,063	3,662
“ Madras	—	—	—	—	—	3,150	1,468	2,750	260	20,000
“ Burma	—	—	—	—	—	4,570	5
TOTAL	—	—	—	—	—	22,625	92,919	13,903	20,482	36,299
Metals and Ores—										
Brass, Bronze, and similar Alloys, wrought—	Owts.	Owts.	Owts.	Owts.	Owts.
TOTAL BRITISH EMPIRE	28
Share of Burma	28

GENERAL EXPORTS

(832)

(GOVERNMENT STORES)
FOREIGN MERCHANDISE

No. 15—continued

ARTICLES, AND COUNTRIES OF FINAL DESTINATION, ALSO SHARE OF EACH PROVINCE	QUANTITY					VALUE				
	1930-31	1931-32	1932-33	1933-34	1934-35	1930-31	1931-32	1932-33	1933-34	1934-35
GOVERNMENT STORES— <i>continued</i>						R	R	R	R	R
Metals and Ores—continued										
Copper—	Owts.	Owts.	Owts.	Owts.	Owts.					
Unwrought—										
Hongkong	43
Share of Bengal	43
Wrought—	Owts.	Owts.	Owts.	Owts.	Owts.					
United Kingdom (including Channel Islands)	1	..	1	22	..	100	..	16
Germany	20	952
Share of Bengal	23
" Bombay	1	100
" Sind	29	262
" Burma	1	16
TOTAL	20	..	1	..	1	974	..	100	..	16
Iron or Steel—	Tons	Tons	Tons	Tons	Tons					
Pig
Wrought and Manufactures—	Tons	Tons	Tons	Tons	Tons					
TOTAL BRITISH EMPIRE	3	25	250
TOTAL FOREIGN COUNTRIES.	..	5	1,208	56
Share of Bengal	23
" Bombay	3	250
" Sind	5	1,208	56
TOTAL	8	25	1,458	56
Other Manufactures of Iron or Steel—	Tons	Tons	Tons	Tons	Tons					
TOTAL BRITISH EMPIRE	2	156
Share of Bengal	2	133
" Burma	23
TOTAL	2	156
Lead	Owts.	Owts.	Owts.	Owts.	Owts.					
.
Metals and Ores, un- manufactured—	Owts.	Owts.	Owts.	Owts.	Owts.					
TOTAL BRITISH EMPIRE	216	71	2	2,174	2,700	50
Share of Bengal	216	2	2,174	50
" Bombay	71	2,700
TOTAL	216	71	2	2,174	2,700	50
Total Metals and Ores	Tons	Tons	Tons	Tons	Tons					
.	19	12	2	2,201	4,218	166	..	204
Stationery (excluding paper)—										
TOTAL BRITISH EMPIRE	—	—	—	—	—	924	2,107	419	515	759
TOTAL FOREIGN COUNTRIES	—	—	—	—	—	619	1,484	185	455	184
Share of Bengal	—	—	—	—	—	407	518	543	308	771
" Bombay	—	—	—	—	—	1,027	1,416	10
" Sind	—	—	—	—	—	109	1,063	51	73	122
TOTAL	—	—	—	—	—	1,543	3,591	604	870	893

No. 15—continued

ARTICLES, AND COUNTRIES OF FINAL DESTINATION; ALSO SHARE OF EACH PROVINCE	QUANTITY					VALUE				
	1930-31	1931-32	1932-33	1933-34	1934-35	1930-31	1931-32	1932-33	1933-34	1934-35
GOVERNMENT STORES— <i>continued</i>						R	R	R	R	R
Telegraphs, materials for construction of—										
TOTAL BRITISH EMPIRE	—	—	—	—	—	806	8	..	2,000	19
Iraq	—	—	—	—	—	280	4,750	9,350	82	56
Iran	—	—	—	—	—	19,990	14	30
Sanjam Islands	—	—	—	—	—	7,618
Other Foreign Countries	—	—	—	—	—	3,595	233	..	45	213
TOTAL FOREIGN COUNTRIES	—	—	—	—	—	31,493	4,983	9,350	141	299
Share of Bengal	—	—	—	—	—	125	3	..	36	133
“ Sind	—	—	—	—	—	31,063	4,983	9,350	43	180
“ Burma	—	—	—	—	—	2,000	..
TOTAL	—	—	—	—	—	31,758	4,986	9,350	2,141	313
Textiles—										
Cotton—										
Twist and yarn—	Lbs.	Lbs.	Lbs.	Lbs.	Lbs.					
TOTAL BRITISH EMPIRE	..	142	166
Share of Bengal	142	166
Manufactures—										
United Kingdom (including Channel Islands)	—	—	—	—	—	..	6,725	100
Other British Possessions	—	—	—	—	—	147	1,240	218	861	456
TOTAL BRITISH EMPIRE	—	—	—	—	—	147	7,965	318	861	456
TOTAL FOREIGN COUNTRIES	—	—	—	—	—	459	157	399	656	433
Share of Bengal	—	—	—	—	—	65	1,322	..	136	..
“ Bombay	—	—	—	—	—	543	6,390	717	1,331	394
TOTAL	—	—	—	—	—	608	8,122	717	1,517	394
Wool manufactures—										
Flax Manufactures—										
TOTAL BRITISH EMPIRE	76	230
Share of Bengal	76	..
“ Burma	330
TOTAL	76	230
Wool manufactures—										
Flaccgoods	Yards	Yards	Yards	Yards	Yards
Other sorts—	Lbs.	Lbs.	Lbs.	Lbs.	Lbs.					
Hongkong	80	51
Share of Bengal	30	51
Vehicles (excluding locomotives, etc., for Railways)—										
Ships, Parts of—										
United Kingdom (including Channel Islands)	—	—	—	—	—	2,733
Share of Bengal	—	—	—	—	—	2,733

GENERAL EXPORTS

(864)

(GOVERNMENT STORES)

FOREIGN MERCHANDISE

No. 15—continued

ARTICLES AND COUNTRIES OF FINAL DESTINATION; ALSO SHARE OF EACH PROVINCE	QUANTITY					VALUE				
	1930-31	1931-32	1932-33	1933-34	1934-35	1930-31	1931-32	1932-33	1933-34	1934-35
GOVERNMENT STORES— <i>continued</i>						B	B	B	B	B
All other articles—										
<i>Unmanufactured—</i>										
United Kingdom (including Channel Islands)	—	—	—	—	—	..	1,000	..	5,721	508
Straits Settlements	—	—	—	—	—	7,445
Other British Possessions	—	—	—	—	—	28	73	129	508	..
TOTAL BRITISH EMPIRE	—	—	—	—	—	7,473	1,070	129	6,224	508
Turkey, Asiatic	—	—	—	—	—	11,600
Other Foreign Countries	—	—	—	—	—	..	50	..	502	200
TOTAL FOREIGN COUNTRIES	—	—	—	—	—	11,600	50	..	502	200
<i>Share of Bengal</i>	—	—	—	—	—	129
" Bombay	—	—	—	—	—	18	490	..
" Sind	—	—	—	—	—	18,065	4,882	200
" Burma	—	—	—	—	—	..	1,190	..	502	508
TOTAL	—	—	—	—	—	19,073	1,120	159	6,720	508
Manufactured—										
United Kingdom (including Channel Islands)	—	—	—	—	—	50,514	1,10,890	62,651	62,544	38,278
Ceylon (excluding Maldives)	—	—	—	—	—	6,868
Straits Settlements	—	—	—	—	—	1,775	5,040	2,720	47,342	200
Federated Malay States	—	—	—	—	—	32,500
Anglo-Egyptian Sudan	—	—	—	—	—	15,834	16,221	..
Tanganyika Territory	—	—	—	—	—	17,704
Other British Possessions	—	—	—	—	—	8,063	3,007	4,306	13,862	3,460
TOTAL BRITISH EMPIRE	—	—	—	—	—	96,890	1,18,746	70,577	1,50,969	81,386
Belgium	—	—	—	—	—	37,300
Turkey, Asiatic	—	—	—	—	—	13,306	..	50
Iraq	—	—	—	—	—	2,779	10,214	852	39,217	25,290
Egypt	—	—	—	—	—	2,100	1,256	22,747	11,407	..
Other Foreign Countries	—	—	—	—	—	5,327	784	3,440	752	1,517
TOTAL FOREIGN COUNTRIES	—	—	—	—	—	66,890	12,234	27,089	51,476	27,816
<i>Share of Bengal</i>	—	—	—	—	—	1,671	2,058	26,802	622	2,200
" Bombay	—	—	—	—	—	36,370	53,243	49,700	1,22,443	21,400
" Sind	—	—	—	—	—	72,001	65,880	21,104	73,042	35,286
" Madras	—	—	—	—	—	25
" Burma	—	—	—	—	—	122	10,102	..	4,500	25
TOTAL	—	—	—	—	—	1,60,770	1,30,960	97,666	2,02,445	1,09,202
Grand total value of Govern- ment Stores—										
United Kingdom (including Channel Islands)	—	—	—	—	—	2,25,006	4,03,676	2,60,421	3,32,455	1,50,804
Aden and Dependencies	—	—	—	—	—	23,560	16,607	6,667	9,020	11,000
Bahrain Islands	—	—	—	—	—	7,029	5,519	4,830	6,488	5,792
Ceylon (excluding Maldives)	—	—	—	—	—	4,62,222	78	2,825	640	10,754
Straits Settlements	—	—	—	—	—	10,845	5,265	2,720	54,291	5,481
Federated Malay States	—	—	—	—	—	32,500
Hongkong	—	—	—	—	—	4,246	15,482	4,576	3,674	25,000

GENERAL EXPORTS

(GOVERNMENT STORES)

FOREIGN MERCHANDISE

No. 15—concluded

ARTICLES, AND COUNTRIES OF FINAL DESTINATION; ALSO SHARE OF EACH PROVINCE	QUANTITY					VALUE				
	1930-31	1931-32	1932-33	1933-34	1934-35	1930-31	1931-32	1932-33	1933-34	1934-35
GOVERNMENT STORES— <i>concluded</i>						R	R	R	R	R
<i>Grand total value of Govern- ment Stores—continued</i>										
Zanzibar and Pemba	—	—	—	—	—	9,700
Tanganyika Territory	—	—	—	—	—	17,704
Anglo-Egyptian Sudan	—	—	—	—	—	15,884	1,296	..	16,221	..
Other British Possessions	—	—	—	—	—	887	2,057	3,730	570	593
TOTAL BRITISH EMPIRE.	—	—	—	—	—	33,693	4,50,930	2,94,680	4,23,360	2,51,382
Germany	—	—	—	—	—	6,380	284	733	337	1,075
Belgium	—	—	—	—	—	37,600	1,208	..	730	..
Switzerland	—	—	—	—	—	20,000
Turkey, Asiatic	—	—	—	—	—	30,486	..	50	..	173
Muscat Territory and Trucial Oman	—	—	—	—	—	14,196	10,302	15,004	15,311	18,127
Other Native States in Arabia	—	—	—	—	—	15,256	5,942	5,886	2,313	1,978
Iraq	—	—	—	—	—	10,321	20,700	11,201	49,372	36,651
Iran	—	—	—	—	—	23,471	1,953	1,940	923	557
Benjam Islands	—	—	—	—	—	3,119	490	2,790	315	1,132
Egypt	—	—	—	—	—	2,952	2,741	34,133	13,323	6,147
Other Foreign Countries	—	—	—	—	—	6,312	720	1,669	222	1,602
TOTAL FOREIGN COUNTRIES	—	—	—	—	—	1,55,203	44,349	73,206	83,346	87,542
Share of Bengal	—	—	—	—	—	24,930	36,270	35,733	15,911	44,163
" Bombay	—	—	—	—	—	7,52,395	2,53,571	1,80,532	3,51,113	1,01,761
" Sind	—	—	—	—	—	2,05,430	1,85,333	1,36,237	1,19,352	1,59,377
" Madras	—	—	—	—	—	3,844	7,502	14,285	6,833	27,315
" Burmah	—	—	—	—	—	806	13,354	1,153	13,542	6,311
TOTAL	—	—	—	—	—	9,92,186	4,95,279	3,68,045	5,07,206	3,39,424

SPECIAL TABLES.

Opium and other dangerous drugs.

No. 15A—IMPORTS

Quantity and value of Imports of opium and other dangerous drugs (classified under certain special heads) into British India in each official year from 1930-31 to 1934-35.

NOTE 1.—The first country represents the country of original consignment and the second, the country of last transhipment.
NOTE 2.—The figures in this table do not always agree with those in the general table, the trade headings not being uniform in all cases with the headings given below.

ARTICLES, AND COUNTRIES; ALSO SHARE OF EACH PROVINCE	QUANTITY					VALUE				
	1930-31	1931-32	1932-33	1933-34	1934-35	1930-31	1931-32	1932-33	1933-34	1934-35
I. NARCOTIC DRUGS, RESTRICTED (UNDER THE DANGEROUS DRUGS CONVENTION, 1925)—										
(a) Opium, crude and manufac- tured—	Ounces	Ounces	Ounces	Ounces	Ounces	Rs	Rs	Rs	Rs	Rs
United Kingdom—United Kingdom	205	277	45	144	93	251	644	160	479	342
Germany—Germany	85	27
Share of Bengal	132	4	3	34	8	141	68	49	324	242
Bombay	70	8	58	..
Sind	81	188	24	76	35	49	303	73	10	25
Madras	4	..	3	7
Burma	52	149	79	94	87	70	176	31	87	95
TOTAL	205	277	45	144	181	251	644	160	479	369
(b) Morphine and diacetyl-mor- phine (heroin) and their salts—	Ounces	Ounces	Ounces	Ounces	Ounces					
United Kingdom—United Kingdom	624	298	289	1,259	636	18,217	7,638	8,592	33,126	26,838
Germany—Germany	76	77	60	63	68	1,296	1,281	1,612	2,151	1,359
Germany—Netherlands	118	121	28	38	29	1,676	1,794	419	548	401
Germany—Belgium	55	38	114	824	489	1,716
Netherlands—Netherlands	1	15
France—France	9
Switzerland—Switzerland	1	10
Federated Malay States— Federated Malay States	151
United States of America— United States of America	60
Share of Bengal	344	..	145	515	551	3,451	..	5,267	17,243	19,379
Bombay	353	233	135	217	211	5,453	4,608	2,739	4,307	4,328
Sind	181	86	38	194	76	2,361	2,351	928	3,155	2,221
Madras	98	157	74	308	143	2,463	2,959	2,505	3,724	3,108
Burma	63	68	64	886	6	..	1,186	1,199
TOTAL	820	491	382	1,408	1,044	31,314	10,924	11,447	36,314	30,323
(c) Preparations containing (a) and/ or (b) above except preparations containing no heroin and not more than 0.2 per cent of mor- phine, which are unrestricted—	Ounces	Ounces	Ounces	Ounces	Ounces					
United Kingdom—United Kingdom	1,015	787	549	360	254	10,638	24,408	19,872	12,786	8,376
Germany—Germany	255	34	..	5	241	890	850	..	75	2,445
Germany—Netherlands	4	1	179	176	36	2,797
Germany—Belgium	11	2	37	499	12	638
Netherlands—Netherlands	12	259
France—France	34	548
Switzerland—Switzerland	1	3	2	67	168	440	867	392
Switzerland—Germany	40	406
Italy—Italy	34	..	38	22	70
Switzerland—France	1	..	7	1	3	317	43	1,504	619	741
Hongkong—Hongkong
United States of America— United States of America	3	9	5	..	51	153	965	700	..	1,341
Share of Bengal	318	408	337	34	20	7,478	15,802	11,338	1,479	590
Bombay	163	203	133	246	769	7,355	7,173	3,648	9,591	15,831
Sind	48	29	24	52	43	1,013	473	313	824	483
Madras	1,343	58	68	47	21	5,379	1,503	2,630	2,337	1,109
Burma	3	98	12	12	..	140	1,538	197	230	..
TOTAL	2,177	781	578	391	353	21,270	26,489	23,115	14,371	18,913

* The quantity figures shown against this head represent the net weight of the drugs contained in the preparation.

SPECIAL TABLE (IMPORTS)

(868)

(OPIUM AND OTHER DANGEROUS DRUGS)

No. 15A—IMPORTS—continued

ARTICLES, AND COUNTRIES; ALSO SHARE OF EACH PROVINCE	QUANTITY					VALUE				
	1930-31	1931-32	1932-33	1933-34	1934-35	1930-31	1931-32	1932-33	1933-34	1934-35
I. NARCOTIC DRUGS, RESTRICTED (UNDER THE DANGEROUS DRUGS CONVENTION, 1925)—continued										
(a) <i>Buccal (Hydrochlorate of dihydrocodeinone) and dicodide (Hydrocodeinone), and their salts and preparations—</i>	Ounces	Ounces	Ounces	Ounces	Ounces	R	R	R	R	R
United Kingdom—United Kingdom	18	4	..	304	90	..
Germany—Germany	9	24	10	99	70	2,648	5,100	2,373	2,166	2,373
Germany—Netherlands	4	9	12	2	43	1,025	2,106	2,041	627	4,300
Germany—Belgium	1	9	23	69	2,131	70
Netherlands—Netherlands	3	7	18	2,644	1,840	2,471
Switzerland—Switzerland	24	20
Share of Bengal	9	26	23	19	30	2,648	5,100	2,131	2,221	2,400
" Bombay	27	3	13	11	46	1,329	2,106	1,919	2,752	5,200
" Sind
" Madras	100	21	1,364	1,100
TOTAL	26	32	31	121	136	2,977	7,255	6,227	7,253	10,240
(b) <i>Cocain leaves, crude cocaine, and cocaine—</i>	Ounces	Ounces	Ounces	Ounces	Ounces					
United Kingdom—United Kingdom	224	230	..	1	..	33	33	..	35	..
Germany—Germany	1	36
Germany—Belgium	14
Share of Bengal	239	..	1	33	..	35	..
" Bombay	224	..	1	33	..	36	..	14
" Madras
TOTAL	224	239	1	1	..	33	33	36	35	14
(c) <i>Cocaine and its salts—</i>	Ounces	Ounces	Ounces	Ounces	Ounces					
United Kingdom—United Kingdom	371	403	506	606	435	6,697	7,251	10,514	16,402	12,700
Germany—Germany	109	133	159	273	325	1,658	2,162	4,104	2,901	9,110
Germany—Netherlands	250	176	277	127	137	2,024	2,026	3,844	2,314	4,673
Germany—Belgium	70	132	156	1,616	2,264	2,711
Netherlands—Netherlands	42	..	7	661	..	222
France—France
China—China
United States of America—United States of America	4	615
Share of Bengal	26	..	21	730	595	259	..	626	12,592	16,200
" Bombay	241	229	453	305	330	5,526	6,022	9,737	6,326	9,571
" Sind	106	162	102	134	146	2,916	2,202	2,224	4,578	2,700
" Madras	217	221	699	73	23	2,224	2,222	2,711	226	700
" Burma	45	43	4	..	46	991	900	61
TOTAL	772	715	1,049	1,330	1,158	12,640	12,155	22,210	21,145	20,147

No. 15A—IMPORTS—continued

ARTICLES, AND COUNTRIES, ALSO SHARE OF EACH PROVINCE	QUANTITY					VALUE				
	1930-31	1931-32	1932-33	1933-34	1934-35	1930-31	1931-32	1932-33	1933-34	1934-35
	Ounces	Ounces	Ounces	Ounces	Ounces	R	R	R	R	R
I. NARCOTIC DRUGS, RESTRICTED (UNDER THE DANGEROUS DRUGS CONVENTION, 1925)—continued										
(f) Preparations containing (f) above in which the amount of co- caine exceeds 0.1 per cent.—										
United Kingdom—United Kingdom	275	270	262	1	22	5,180	6,685	8,778	698	479
Germany—Germany	219	268	198	1	3	8,797	5,179	4,579	24	126
Germany—Netherlands	46	7	5	183	341	146
Germany—Belgium	2	6	56	224
Netherlands—Netherlands	275	178	15	4,419	3,518	339
France—France	9
Belgium—Belgium	9	207
Share of Bengal	715	714	578	13,767	14,721	13,363	428	143
.. Bombay	22	8	5	3	23	579	323	672	398	557
.. Sind	2	1	56	29	4
.. Madras	6	1	3	137	46	..	29	126
.. Burma	1	10	3	..
TOTAL	815	733	584	4	31	13,588	15,723	14,049	763	829
	Ounces	Ounces	Ounces	Ounces	Ounces					
(g) Indian hemp and its prepared preparations (extract and sin- -gare)—										
United Kingdom—United Kingdom	166	74	125	530	499	794	376	899	743	286
Germany—Germany	952	180	176	600	1,095	573	286	205	697	484
Germany—Netherlands	208	16	198	32	48	217	26	210	32	54
Germany—Belgium	32	136	212	29	140	210
Italian East Africa— Italian East Africa	32	32
Share of Bengal	376	140	133	177	308	307	366	121	233	90
.. Bombay	269	100	261	568	1,524	671	124	279	635	319
.. Sind	50	11	30	225	145	108	45	493	639	73
.. Madras	19	32	203	330
.. Burma	3	34
TOTAL	1,326	270	531	1,353	1,886	1,534	688	1,343	1,612	1,066
	Ounces	Ounces	Ounces	Ounces	Ounces					
(h) Diamide; and benzoyl-mor- phine and other esters of morphine—										
Germany—Germany	1	50
Ceylon—Ceylon	46
Share of Bombay	1	50
.. Sind	46
TOTAL	1	46	..	50

The quantity figures shown against this head represent the net weight of the drugs contained in the preparation.

SPECIAL TABLE (IMPORTS)

(870)

(OPIUM AND OTHER DANGEROUS DRUGS)

No. 15A—IMPORTS—concluded

ARTICLES, AND COUNTRIES; ALSO SHARE OF EACH PROVINCE	QUANTITY					VALUE				
	1930-31	1931-32	1932-33	1933-34	1934-35	1930-31	1931-32	1932-33	1933-34	1934-35
I. NARCOTIC DRUGS, RESTRICTED (UNDER THE DANGEROUS DRUGS CONVENTION, 1925)—concluded	Ounces	Ounces	Ounces	Ounces	Ounces	R	R	R	R	R
TOTAL OF NARCOTIC DRUGS, RE- STRICTED	6,368	8,599	8,196	4,787	5,429	74,057	75,011	81,728	82,678	86,066
II. NARCOTIC DRUGS, UNRESTRICTED ¹ —										
United Kingdom—United Kingdom	—	—	—	—	—	52,722	51,377	59,065	54,114	42,067
Germany—Germany	—	—	—	—	—	10,323	2,222	4,802	4,522	10,129
Germany—Netherlands	—	—	—	—	—	1,800	1,350	50	1,022	1,229
Germany—Belgium	—	—	—	—	—	—	—	—	200	1,161
Germany—France	—	—	—	—	—	—	—	—	47	—
Netherlands—Netherlands	—	—	—	—	—	222	—	1,714	1,050	1,225
Belgium—Belgium	—	—	—	—	—	—	—	—	2	27
France—France	—	—	—	—	—	1,977	1,107	2,272	1,144	562
France—Belgium	—	—	—	—	—	—	—	—	—	—
Switzerland—France	—	—	—	—	—	—	54	—	—	1,192
Switzerland—Switzerland	—	—	—	—	—	229	2,057	1,506	241	29
Switzerland—Italy	—	—	—	—	—	—	—	—	—	—
Italy—Italy	—	—	—	—	—	—	—	182	—	—
Hongkong—Hongkong	—	—	—	—	—	—	—	—	—	106
Japan—Japan	—	—	—	—	—	—	—	—	162	906
Egypt—Egypt	—	—	—	—	—	—	—	22	—	—
Canada—Canada	—	—	—	—	—	—	—	—	66	—
United States of America— United States of America	—	—	—	—	—	2,729	272	4,981	2,611	2,041
Share of Bengal	—	—	—	—	—	12,127	2,222	17,792	11,719	4,222
— Bombay	—	—	—	—	—	22,222	12,222	11,222	12,222	12,222
— Sind	—	—	—	—	—	4,222	4,222	2,222	2,222	2,222
— Madras	—	—	—	—	—	22,222	21,222	24,777	27,122	22,222
— Burma	—	—	—	—	—	—	1,222	2,222	2,222	7,222
TOTAL	—	—	—	—	—	72,147	82,156	76,009	82,742	88,300

¹ This head includes derivatives of opium (e.g., codeine) and associates or substitutes of cocaine to which the Dangerous Drugs Convention does not apply and their derivatives.

No. 15B—RE-EXPORTS

Quantity and value of Re-exports of opium and other dangerous drugs (classified under certain special heads) from British India in each official year from 1930-31 to 1934-35.

NOTE 1.—The first country stands for the country of final destination and the second for the country to which immediately shipped (i.e., the country where the first transshipment, if any, is intended to take place).

NOTE 2.—The figures in this table do not always agree with those in the general tables, the trade headings not being uniform in cases with the headings given below.

ARTICLES, AND COUNTRIES; ALSO SHARE OF EACH PROVINCE	QUANTITY					VALUE				
	1930-31	1931-32	1932-33	1933-34	1934-35	1930-31	1931-32	1932-33	1933-34	1934-35
I. NARCOTIC DRUGS, RESTRICTED (UNDER THE DANGEROUS DRUGS CONVENTION, 1925)—	Ounces	Ounces	Ounces	Ounces	Ounces	Rs	Rs	Rs	Rs	Rs
(a) <i>Opium, crude and manufac- tured—</i>										
France—France	8,090	1,406	..
Share of Bombay	8,090	1,400	..
(b) <i>Morphine and diacetyl-morphine (heroin) and their salts—</i>	Ounces	Ounces	Ounces	Ounces	Ounces					
Aden and Dependencies— Aden and Dependencies	1
Bahrain Islands—Bahrain Islands	3
Iran—Iran	7
Mascat Territory and Trucial Oman—Mascat Territory and Trucial Oman	9	..	28
Share of Bengal	49
.. Bombay	9
TOTAL	9	..	49
(c) <i>Preparations containing (a) and/ or (b) above, except preparations containing no heroin and not more than 0.2 per cent of morphine, which are unrestricted—</i>	Ounces	Ounces	Ounces	Ounces	Ounces					
Aden and Dependencies— Aden and Dependencies	4	6
Bahrain Islands—Bahrain Islands	14	..
British Borneo—British Borneo	12
Iran—Iran	1
Share of Bombay	4	18	14	..
(d) <i>Suicidal (Hydrochlorate of dihy- droxy-codine) and diocidine (Hy- drocodine), and their salts and preparations</i>	Ounces	Ounces	Ounces	Ounces	Ounces					
..
(e) <i>Cococ leaves, crude cocaine, and seguine</i>	Ounces	Ounces	Ounces	Ounces	Ounces					
..
(f) <i>Cocaine and its salts—</i>	Ounces	Ounces	Ounces	Ounces	Ounces					
Mascat Territory and Trucial Oman—Mascat Territory and Trucial Oman	1	28	..	70
Aden and Dependencies— Aden and Dependencies	4	12
Bahrain Islands—Bahrain Islands	198	26	39	..
Other Native States in Arabia— Other Native States in Arabia	1	18
Iran—Iran	7
Share of Bombay	2	..	28	4	46	72	..
.. Sind	1	1	196	13	70	17	..
TOTAL	1	1	198	..	28	22	116	89	..
(g) <i>Preparations containing (f) above in which the amount of cocaine exceeds 0.1 per cent—</i>	Ounces	Ounces	Ounces	Ounces	Ounces					
Bahrain Islands—Bahrain Islands	5
Iran—Iran	1
Share of Bombay	6
(h) <i>Indian hemp and its galenical preparations (extract and tinc- ture)—</i>	Ounces	Ounces	Ounces	Ounces	Ounces					
Aden and Dependencies— Aden and Dependencies	8	2
Share of Bombay	8	8

* The quantity figures shown against these heads represent the net weight of the drugs contained in the preparation.

SPECIAL TABLE (RE-EXPORTS)

(872)

(OPIUM AND OTHER DANGEROUS DRUGS)

No. 15B—RE-EXPORTS—*continued*

ARTICLES, AND COUNTRIES OF CONSIGNMENT; ALSO SHARE OF EACH PROVINCE	QUANTITY					VALUE				
	1930-31	1931-32	1932-33	1933-34	1934-35	1930-31	1931-32	1932-33	1933-34	1934-35
I. NARCOTIC DRUGS, RESTRICTED (UNDER THE DANGEROUS DRUGS CONVENTION, 1925)—<i>continued</i>						R	R	R	R	R
(i) <i>Diacetide; and benzoyl-mor- phine and other esters of morphine</i>	Ounces	Ounces	Ounces	Ounces	Ounces
TOTAL OF NARCOTIC DRUGS, RESTRICTED	1	6,288	..	87	..	188	1,508	..
II. NARCOTIC DRUGS, UNRESTRICTED:—										
Aden and Dependencies— Aden and Dependencies	—	—	—	—	—	7
Bahrain Islands—Bahrain Islands	—	—	—	—	—	12
Iran—Iran	—	—	—	—	—	25
Germany—Germany	—	—	—	—	—	..	2	..	11	76,225
Makat Territory and Trucial Oman—Makat Territory and Trucial Oman	—	—	—	—	—	106
TOTAL	—	—	—	—	—	..	2	150	11	76,225
Share of Bombay	—	—	—	—	—	126	..	76,225
<i> Sind</i>	—	—	—	—	—	..	2	24	11	..
TOTAL	—	—	—	—	—	..	2	150	11	76,225

† This head includes derivatives of opium (e.g., codeine) and associates or substitutes of cocaine to which the Dangerous Drugs Convention does not apply and their derivatives.

No. 15C—EXPORTS

Quantity and value of Exports of opium and other dangerous drugs (classified under certain special heads) from British India in each official year from 1930-31 to 1934-35.

NOTE 1.—The first country stands for the country of final destination and the second for the country to which immediately shipped (i.e., the country, where the first transshipment, if any, is intended to take place).

NOTE 2.—The figures in this table do not always agree with those in the general tables, the trade headings not being uniform in all cases with the headings given below.

ARTICLES, AND COUNTRIES; ALSO SHARE OF EACH PROVINCE	QUANTITY					VALUE				
	1930-31	1931-32	1932-33	1933-34	1934-35	1930-31	1931-32	1932-33	1933-34	1934-35
(i) NARCOTIC DRUGS, RESTRICTED (UNDER THE DANGEROUS DRUGS CONVENTION, 1925)—	Ounces	Ounces	Ounces	Ounces	Ounces	Rs	Rs	Rs	Rs	Rs
(a) Opium, crude and manufac- tured—										
United Kingdom—United Kingdom	179,200	40	..	1,91,698	40	..
Aden and Dependencies— Aden and Dependencies .	1,968	2,704	..	1,800	3,078	..
Ceylon—Ceylon	58,760	44,800	35,340	26,880	17,920	96,000	80,000	64,000	48,000	32,000
Straits Settlements—Straits Settlements	3,085,200	2,708,680	1,756,160	2,020,496	1,008,000	54,30,000	48,28,000	31,86,000	36,08,000	18,00,000
British Borneo—British Borneo	38,600	60,000	..
British Borneo—Straits Settlements	197,120	147,840	71,680	89,600	24,640	8,52,000	2,64,000	1,28,000	1,50,000	44,000
Hongkong—Hongkong	248,640	259,840	107,520	4,44,000	4,64,000	1,92,000
Hongkong—Straits Settle- ments	82,880	58,760	1,48,000	96,000
Zanzibar and Pemba—Zan- zibar and Pemba	640	480	512	384	96	1,500	1,125	1,200	900	225
Java—Java	992,820	454,720	17,72,000	8,12,000
Siam—Straits Settlements .	2,388,560	1,946,560	..	2,728,840	..	41,76,000	34,76,000	..	48,64,000	..
French Indo-China	2,511,040	2,466,240	629,440	1,344,000	..	44,64,000	44,64,000	11,24,000	24,00,000	..
French Indo-China—Madras	380,800	6,80,000
Germany—Germany	32	75
Japan—Japan	7	35
TOTAL	9,558,480	8,024,160	2,601,159	6,324,424	1,485,216	1,69,39,068	1,43,29,125	46,45,235	1,12,92,018	26,52,225
Share of Bengal	2,655,240	2,023,680	2,000,647	6,321,296	1,435,120	1,69,35,692	1,43,28,000	46,44,035	1,12,88,000	26,52,000
“ Bombay	2,840	480	512	3,188	96	2,375	1,125	1,200	4,018	225
TOTAL	9,558,480	8,024,160	2,601,159	6,324,424	1,485,216	1,69,39,068	1,43,29,125	46,45,235	1,12,92,018	26,52,225

SPECIAL TABLE (EXPORTS)

(874)

(OPIUM AND OTHER DANGEROUS DRUGS)

No. 15C—EXPORTS—continued

ARTICLES, AND COUNTRIES; ALSO SHARE OF EACH PROVINCE	QUANTITY					VALUE				
	1930-31	1931-32	1932-33	1933-34	1934-35	1930-31	1931-32	1932-33	1933-34	1934-35
	Ounces	Ounces	Ounces	Ounces	Ounces	Rs	Rs	Rs	Rs	Rs
I. NARCOTIC DRUGS, RESTRICTED (UNDER THE DANGEROUS DRUGS CONVENTION, 1925)—continued										
(b) <i>Morphine and diacetyl-morphine (Heroin) and their salts</i>										
United Kingdom—United Kingdom	6,000	16,438	5,680	14,316	61,922	22,667
Share of Bengal	6,000	16,438	5,420	14,316	61,922	22,667
(c) <i>Preparations containing (a) and/ or (b) above, except preparations containing no heroin and not more than 0.2 per cent of morphine, which are unrestricted*</i>	Ounces	Ounces	Ounces	Ounces	Ounces					
United Kingdom—United Kingdom
(d) <i>Ecocodol Hydrochlorate of ethyl- droxycodeinon and diocodide (Hy- drocodeinon), and their salts and preparations</i>	Ounces	Ounces	Ounces	Ounces	Ounces					
United Kingdom—United Kingdom	1,520	7,600
Share of Bengal	1,520	7,600
(e) <i>Cococ leaves, crude cocaine, and ecocaine</i>	Ounces	Ounces	Ounces	Ounces	Ounces					
United Kingdom—United Kingdom
(f) <i>Cocaine and its salts</i>	Ounces	Ounces	Ounces	Ounces	Ounces					
United Kingdom—United Kingdom
(g) <i>Preparations containing (f) above in which the amount of cocaine exceeds 0.1 per cent*</i>	Ounces	Ounces	Ounces	Ounces	Ounces					
United Kingdom—United Kingdom
(h) <i>Indian hemp and its patented preparations (extract and sin- tural)</i>	Ounces	Ounces	Ounces	Ounces	Ounces					
United Kingdom—United Kingdom	10,737	10,373	13,376	5,376	8,060	12,455	12,371	15,618	6,500	9,767
United States of America—United States of America	1,184	3,400
British West India Islands—British West India Islands	..	2,368	2,126	12,216	11,040	..	504	768	9,436	16,926
TOTAL	11,921	12,640	16,512	18,592	20,000	14,855	12,775	16,386	15,936	25,693
Share of Bengal	..	2,368	2,126	12,216	11,040	..	504	768	9,436	16,926
Share of Bombay	11,921	10,272	13,376	6,376	8,960	14,855	12,271	16,618	6,500	9,767
TOTAL	11,921	12,640	16,512	18,592	20,000	14,855	12,775	16,386	15,936	25,693
(i) <i>Dilaudide and benzoyl-mor- phine and other esters of morphine</i>	Ounces	Ounces	Ounces	Ounces	Ounces					
United Kingdom—United Kingdom
OPIL OF NARCOTIC DRUGS, RESTRICTED	Ounces	Ounces	Ounces	Ounces	Ounces	Rs	Rs	Rs	Rs	Rs
	9,570,401	8,086,800	2,622,671	6,359,489	1,512,416	1,69,58,928	1,42,41,909	46,75,987	1,13,68,876	27,08,175
I. NARCOTIC DRUGS, UNRESTRICTED										
	5,265	..

* The quantity against these heads is to represent the net weight of the drugs contained in the preparations.

† This head includes derivatives of opium (e.g., codeine) and associates or substitutes of cocaine to which the Dangerous Drugs Convention does not apply, and their derivatives.

TOTAL QUANTITY and VALUE of the REGISTERED IMPORTS and EXPORTS of GOLD COIN and BULLION in each Official Year from 1930-31 to 1934-35.

COUNTRIES	IMPORTS					EXPORTS				
	1930-31	1931-32	1932-33	1933-34	1934-35	1930-31	1931-32	1932-33	1933-34	1934-35
QUANTITY	Ounces	Ounces	Ounces	Ounces	Ounces	Ounces	Ounces	Ounces	Ounces	Ounces
United Kingdom (including Channel Islands)	864,153	42,056	51	4,915	680	86,413	6,405,504	5,029,913	5,207,363	3,781,618
Aden and Dependencies	27,109	24,319	18,758	15,812	11,993	13	51	..
Bahrain Islands	11,420	34,031	26,306	14,658	5,796
Ceylon (excluding Maldives)	85,965	73,394	69,506	68,080	40,374	3	40	517
Straits Settlements	190,692	4,248	..	203	..	489	6
Federated Malay States	820
Hongkong	64,043	895	363	370	234
Union of South Africa	1,161,707	49,433	7,914	644	66
Zanzibar and Pemba	899	4,340	4,005	1,643
Kenya Colony	4,333	2,750	3,733	809
Anglo-Egyptian Sudan	1,494	1,037	54
Mauritius and Dependencies (including Seychelles)	802	1,042	732	30
Commonwealth of Australia	181,799	73,429
New Zealand	28,293
TOTAL BRITISH EMPIRE	3,063,181	319,511	132,377	108,141	62,093	86,935	6,406,664	5,070,443	5,207,414	3,781,618
Netherlands	505,763	552,473	239,752	63,072
Belgium	2,480
France	50	..	242,839	41,879	273,713	63,833
Italy (including Fiume)	2,344	66,021	..
Muscat Territory and Trucial Oman	5,004	19,133	13,340	14,553	10,253	33
Other Native States in Arabia	40,713	25,433	13,753	11,550	7,473	2,312
Iraq	99,074	32,562	4,337	243	113	592
Iran	34
Java	1,041	3,006	..	703	556
Borneo (Dutch)
China (excluding Hongkong and Macao)	106,531	473	..	410
Japan	2,393
Egypt	21,424
Portuguese East Africa	2,373	2,476
Italian East Africa (Eritrea and Somaliland)	60
United States of America	3	..	10	1,026,597	2,366,299	1,042,591	1,365,12
TOTAL FOREIGN COUNTRIES	274,443	130,539	40,935	23,760	17,394	33	1,774,063	3,455,793	1,622,785	1,993,16
GRAND TOTAL QUANTITY	3,337,624	450,050	173,312	131,901	79,487	86,973	8,180,727	6,526,241	6,830,199	5,774,78

ABSTRACT TABLES

(876)

GOLD—IMPORTS and EXPORTS

No. 16—continued

TOTAL QUANTITY and VALUE of the REGISTERED IMPORTS and EXPORTS of GOLD COIN and BULLION, in each Official Year from 1930-31 to 1934-35—continued

COUNTRIES	IMPORTS					EXPORTS				
	1930-31	1931-32	1932-33	1933-34	1934-35	1930-31	1931-32	1932-33	1933-34	1934-35
VALU	£	£	£	£	£	£	£	£	£	£
United Kingdom (including Channel Islands)	2,07,87,538	24,79,390	3,698	4,08,396	60,867	49,01,348	48,10,59,088	39,24,78,534	46,23,76,687	35,07,88,547
Aden and Dependencies	15,48,155	16,21,738	14,86,478	12,88,342	11,07,906	—	—	989	4,126	—
Bahrein Islands	8,51,835	22,73,978	20,58,008	12,21,628	5,36,007	—	2,997	—	—	—
Ceylon (excluding Maldives)	44,96,857	51,95,067	51,49,645	49,78,828	25,60,224	143	858	23,200	—	—
Straits Settlements	74,79,009	2,33,383	—	25,324	—	29,000	56,500	—	—	—
Federated Malay States	—	—	—	—	—	—	—	—	—	—
Hongkong	39,70,969	89,869	29,008	22,007	—	—	16,240	—	—	—
Union of South Africa	6,63,18,048	30,37,381	6,30,920	52,670	5,940	—	—	—	—	—
Zanzibar and Pemba	—	70,304	3,76,369	3,44,471	1,47,823	—	—	—	—	—
Kenya Colony	—	3,23,057	2,19,333	3,26,314	75,089	—	—	—	—	—
Tanganyika Territory	—	—	—	—	—	—	—	—	—	—
Somaland Protectorate	—	—	—	—	—	—	—	—	—	—
Anglo-Egyptian Sudan	—	1,14,820	82,045	4,542	—	—	—	—	—	—
Mauritius and Dependencies (including Seychelles)	—	—	60,928	81,920	60,927	1,677	—	—	—	—
Commonwealth of Australia	1,00,36,236	40,42,480	—	—	—	—	—	22	—	—
New Zealand	16,15,237	—	—	—	—	—	—	—	—	—
Fiji Islands	—	—	—	—	—	—	—	—	—	—
TOTAL BRITISH EMPIRE	11,86,33,918	1,96,06,741	1,00,77,826	87,88,367	55,50,188	49,22,166	48,11,24,190	39,25,17,745	46,23,80,763	35,07,88,547
Germany	—	—	—	—	—	—	—	—	—	—
Netherlands	—	—	—	—	—	—	3,49,52,194	4,32,90,840	2,40,49,627	57,86,231
Belgium	—	—	—	—	—	—	1,70,401	—	—	—
France	—	—	—	—	4,647	—	1,76,20,964	33,18,309	2,42,05,492	36,31,304
Italy (including Fiume)	—	—	—	—	—	—	—	2,00,000	54,38,706	—
Mascat Territory and Trucial Oman	2,33,089	12,51,912	14,21,064	12,21,507	9,42,607	2,173	—	—	—	—
Other Native States in Arabia	22,25,648	17,12,954	10,71,654	9,58,430	6,35,153	—	—	2,21,718	—	—
Iraq	54,64,611	52,75,076	3,42,427	17,306	10,581	—	—	—	—	56,158
Iran	—	—	2,661	—	—	—	—	—	—	—
Sumatra	—	—	—	—	—	—	—	—	—	—
Java	26,375	—	—	—	—	—	2,78,750	—	63,574	51,877
Borneo (Dutch)	—	—	—	—	—	—	—	—	—	—
Celebes and other Islands	—	—	—	—	—	—	—	—	—	—
China (exclusive of Hongkong and Macao)	62,21,528	27,589	—	24,308	—	—	—	—	—	—
Japan	—	—	—	—	—	—	1,54,219	—	—	—
Egypt	12,28,215	—	—	—	—	—	—	—	—	—
Portuguese East Africa	—	2,21,092	2,59,704	—	—	—	—	—	—	—
Italian East Africa (Somaland and Eritrea)	—	—	4,520	—	—	—	—	—	—	—
United States of America	92	—	825	—	—	—	7,26,18,597	22,88,60,235	6,53,91,992	17,02,04,561
TOTAL FOREIGN COUNTRIES	1,58,28,526	84,88,623	51,02,565	22,30,928	16,42,903	2,173	12,66,89,965	27,58,91,802	11,91,49,483	18,17,81,161
GRAND TOTAL VALUE	13,44,62,444	2,80,95,364	1,51,80,391	1,09,94,295	71,93,101	49,24,339	60,78,25,155	66,84,09,547	58,15,30,246	53,25,69,708

No. 17

DESCRIPTION of GOLD IMPORTED and EXPORTED

BULLION (bar, ingots, and other uncoined gold)	1,069,284	227,225	116,184	102,456	60,532	26,881	7,558,330	8,090,634	6,644,957	5,728,366
COIN—	6,14,20,269	1,47,74,214	86,30,691	85,05,096	54,02,427	49,29,184	68,49,79,932	63,44,17,011	56,59,73,653	52,75,30,241
Sovereigns and other British gold coin	1,230,398	214,441	62,670	29,394	17,977	89	321,327	419,835	125,187	51,137
Other coined gold	6,93,11,456	1,26,34,965	40,68,191	24,38,821	16,54,753	5,081	2,33,78,337	3,37,79,671	1,56,48,921	49,57,728
	29,246	8,384	3,608	3,051	1,433	3	1,075	2,772	155	309
	17,20,728	5,86,245	2,78,509	2,55,453	1,85,921	143	67,196	2,12,665	12,772	29,739

No. 18.

TOTAL QUANTITY and VALUE of the REGISTERED IMPORTS and EXPORTS of SILVER COIN and BULLION, in each Official Year from 1930-31 to 1934-35.

COUNTRIES	IMPORTS					EXPORTS				
	1930-31	1931-32	1932-33	1933-34	1934-35	1930-31	1931-32	1932-33	1933-34	1934-35
QUANTITY	Ounces	Ounces	Ounces	Ounces	Ounces	Ounces	Ounces	Ounces	Ounces	Ounces
United Kingdom (including Channel Islands) { Private	64,897,669	19,669,147	3,320,962	3,179,445	7,265,232	17,399	2,599,461	7,335,887	6,594,730	10,801,275
Govt.	--	--	--	--	--	13,743,637	30,042,309	25,002,704	29,241,481	41,011,998
Aden and Dependencies { Private	74	36	2,957	1,694	7,857	1,938	--	--	--	--
Govt.	31,936	27,371	--	41,132	1,060	--	23,740	--	--	--
Bahrain Islands	751,931	149,634	231,966	215,243	149,335	247,322	275,926	377,041	243,704	239,792
Ceylon (excluding Maldives)	2,207,610	1,204,741	885	483	101	534	127	476	235	190
Maldives	--	62	--	--	--	--	--	--	--	--
Straits Settlements	1,231,025	125,325	102,710	1,519	123,729	4,993	230,044	--	--	58
Federated Malay States	--	--	--	--	--	2,999	--	--	--	--
Hongkong { Private	894,429	90,963	51,775	42,784	33,760	14,780,695	9,187,229	119	22	15,749,560
Govt.	--	--	--	--	--	1,659,643	--	--	--	--
Union of South Africa	1,091,325	447,197	505	65	1,744	--	--	--	--	--
Zanzibar and Pemba	--	5,178	74,433	2,232	2,269	811	250,135	--	74,324	267,566
Kenya Colony	--	9	--	1,299	--	--	--	--	1,119	--
Tanganyika Territory	--	23	--	--	--	--	--	--	--	--
Anglo-Egyptian Sudan	--	24	--	--	--	--	--	--	--	--
Mauritius and Dependencies (including Seychelles)	37,500	631,366	375,172	--	819,214	1,858	--	--	--	--
Commonwealth of Australia	9,069,932	4,487,649	1,163,239	6,206	2,324,493	--	--	12	--	--
New Zealand	--	188,278	--	--	--	--	--	--	--	--
Fiji Islands	--	--	--	--	--	--	--	--	--	--
TOTAL BRITISH EMPIRE { Private	80,231,545	27,038,330	5,333,655	3,450,935	10,724,734	15,058,549	12,542,923	7,713,536	6,919,134	27,108,761
Govt.	31,936	27,371	--	41,132	1,060	15,403,180	30,065,049	25,002,704	29,241,481	41,011,998
Germany	--	--	--	--	--	--	--	--	--	--
Netherlands	--	--	--	--	--	--	--	38	--	--
Belgium { Private	--	--	--	--	--	--	--	--	--	--
Govt.	--	--	--	--	--	--	--	--	--	--
France]	669,704	--	26	--	--	--	--	--	4,066	--
Italy (including Fiume)	--	--	--	--	--	--	--	--	--	--
Austria	--	--	--	--	--	--	--	--	--	--
Masaka Territory and Trucial Oman { Private	373,643	37,491	189,623	117,334	183,361	183,723	183,347	144,527	42,213	111,346
Govt.	--	--	2,914	--	--	--	--	--	--	--
Other Native States in Arabia	122,343	49,294	82,954	136,752	79,053	37,331	--	--	15,776	7,121
Iraq	776,790	520,366	2,624,633	1,097,590	125,208	--	670,466	--	--	632
Iran	62,409	72,930	23,946	3,362	169,323	--	13,749	3,857	17,197	22,096
Henzai Islands	--	--	--	--	--	--	--	--	--	--
Java	--	--	--	--	3,333	1,441	340	--	--	--
Siam	78,753	191,332	43,375	21,335	3,742	--	63,547	--	--	--
French Indo-China	--	--	12,321	--	--	--	--	--	--	--
China (exclusive of Hongkong and Macao) { Private	6,533,133	653,504	11,251	1,606	13,322,075	--	--	77,002	--	--
Govt.	--	--	--	--	--	--	--	--	--	--
Japan	--	--	19	--	--	--	--	61	--	--
Egypt	--	--	--	1,230	--	203	--	--	--	--
Portuguese East Africa	--	95	--	--	--	--	--	--	--	--
United States of America { Private	22,140,030	3,761,676	54,365	--	--	--	--	--	--	--
Govt.	--	--	--	--	--	--	--	--	21,671,600	--
TOTAL FOREIGN COUNTRIES { Private	30,961,935	5,332,936	3,043,863	1,360,239	13,391,650	227,752	931,449	330,435	79,251	141,245
Govt.	--	--	2,914	--	--	--	--	--	31,621,600	--
GRAND TOTAL QUANTITY { Private	111,193,480	32,371,768	8,426,518	4,831,254	29,610,384	15,286,301	13,474,371	7,944,020	6,998,385	27,250,006
Govt.	31,936	27,371	2,914	41,132	1,060	15,403,180	30,065,049	25,002,704	50,863,091	41,011,998

(Continued on next page.)

SILVER—IMPORTS and EXPORTS

No. 18—continued

TOTAL QUANTITY and VALUE of the REGISTERED IMPORTS and EXPORTS of SILVER COIN and BULLION in each Official Year from 1930-31 to 1934-35—continued

COUNTRIES	IMPORTS					EXPORTS				
	1930-31	1931-32	1932-33	1933-34	1934-35	1930-31	1931-32	1932-33	1933-34	1934-35
VALUE	£	£	£	£	£	£	£	£	£	£
United Kingdom (including Channel Islands)	7,52,86,361	2,28,29,094	42,94,265	27,09,247	1,11,35,739	18,000	26,67,644	75,08,998	69,18,168	1,49,18,168
Aden and Dependencies	200	96	7,955	4,558	14,076	2,074
Bahrain Islands	19,92,773	3,74,405	6,97,374	5,79,550	2,94,100	6,65,187	7,48,000	10,18,000	6,70,000	7,20,000
Ceylon (excluding Maldives)	57,51,028	20,08,928	1,217	566	270	1,100	310	778	601	..
Maldives	..	40
Straits Settlements	22,50,023	2,24,964	2,90,075	1,692	2,22,299	12,245	6,57,000
Federated Malay States	2,000
Hongkong	10,02,753	2,48,907	1,24,249	1,14,708	90,408	1,68,22,448	1,00,21,610	322	61	2,20,200
Union of South Africa	12,67,529	4,79,448	700	90	2,447
Kasbar and Pemba	..	8,978	2,00,220	2,291	2,624	963	7,00,000	..	2,70,000	7,20,000
Kenya Colony	..	9	..	1,752	1,546	..
Tanganyika Territory	..	31
Anglo-Egyptian Sudan	..	28
Mauritius and Dependencies (including Seychelles)	1,00,000	16,22,500	20,00,216	..	22,04,428	5,000
Commonwealth of Australia	1,10,22,156	55,66,089	15,02,508	6,624	27,42,640	30
New Zealand	..	2,24,219
Fiji Islands
TOTAL BRITISH EMPIRE	8,94,00,478	2,29,12,429	81,99,979	44,24,005	1,79,16,078	1,78,26,028	1,57,69,564	24,21,118	77,90,468	4,04,16,977
	70,900	73,656	..	57,438	1,417	1,57,26,612	2,02,21,042	2,74,22,205	2,27,22,002	2,77,22,200
Germany
Netherlands	52
Belgium
France	11,22,577	..	34	5,942	..
Italy (including Fiume)
Austria
Western Territory and Trucial Oman	10,11,278	2,29,700	5,09,775	2,15,011	4,46,027	4,96,041	4,76,107	3,66,581	1,12,700	2,02,000
Other Native States in Arabia	2,94,979	1,06,269	2,19,022	2,55,269	2,94,170	1,00,222	22,059	11,126
Iraq	20,54,608	14,00,109	70,62,108	29,42,408	2,24,989	..	19,06,669	700
Iran	1,64,116	1,92,745	64,929	10,469	2,21,206	..	27,100	22,000	42,400	60,126
Honjam Islands
Java	..	5,14,996	10,451	1,702	527
Siam	2,11,207	9,50,244	1,16,450	57,000	22,525	..	1,71,000
French Indo-China	24,500
China (excluding Hongkong and Macao)	70,07,268	..	10,222	1,612	2,52,27,708	90,912
Japan	39	150
Egypt	..	150	..	2,211	..	220
Portuguese East Africa
United States of America	2,22,17,268	42,26,966	78,958	2,00,41,558	..
TOTAL FOREIGN COUNTRIES	3,51,91,229	62,76,278	80,87,226	26,91,091	2,65,92,244	2,98,216	24,20,412	4,21,595	1,82,101	3,72,025
	7,242	2,00,41,558	..
GRAND TOTAL VALUE	12,45,91,707	4,41,90,707	1,62,87,205	71,15,096	4,45,08,322	1,81,22,244	1,82,90,008	90,02,713	79,70,569	4,07,90,002
	70,900	73,656	7,242	57,438	1,417	1,57,26,612	2,02,21,042	2,74,22,205	2,27,22,002	2,77,22,200

No. 19

DESCRIPTION of SILVER IMPORTED and EXPORTED

	IMPORTS					EXPORTS				
	1930-31	1931-32	1932-33	1933-34	1934-35	1930-31	1931-32	1932-33	1933-34	1934-35
BULLION—										
Bar	106,832,912	29,885,072	5,547,746	8,101,878	21,610,386	26,886,717*	41,774,246*	32,417,773*	57,470,506*	51,817,079*
Other uncoined silver	242,761	118,391	32,951	7,440	9,124	2,874,931†	4,37,95,806†	2,50,21,611†	7,06,99,976†	7,27,08,282†
	12,09,70,654	3,57,92,976	59,69,948	37,28,075	3,12,77,836					
	2,23,851	1,18,202	43,162	7,900	10,116					
COIN—										
Government of India Rupees	5,083,542	3,134,794	3,305,935	1,624,629	1,508,777	464,607	1,730,783	513,598	382,451	690,747
British dollars	1,34,03,371	33,41,116	1,02,33,713	43,71,443	40,67,466	12,61,497	49,58,593	13,83,593	10,30,136	18,59,481
Straits dollars						3,308,142	2,600	..	9	15,749,927
Other coin						33,19,354	2,900	..	25	2,39,99,755
						631
						745
	43,301	9,333	42,900	43,439	6,439,157	31,334	32,732	15,368	3,510	4,351
	60,141	11,738	43,934	65,174	91,64,621	43,255	39,252	20,399	13,831	7,323

* Represents quantity in Ounces.
† Represents value in Rupees.

No. 20

TOTAL VALUE of the REGISTERED IMPORTS and EXPORTS of GOLD and SILVER COIN and BULLION, in each Official Year from 1930-31 to 1934-35.

COUNTRIES	IMPORTS					EXPORTS				
	1930-31	1931-32	1932-33	1933-34	1934-35	1930-31	1931-32	1932-33	1933-34	1934-35
TOTAL OF GOLD AND SILVER—										
United Kingdom (including Channel Islands)	9,66,84,199	2,63,08,484	42,97,961	41,77,543	1,11,98,016	49,19,246	43,47,16,729	39,99,32,527	46,92,94,302	36,57,05,135
Aden and Dependencies	15,48,355	16,31,333	14,74,433	12,92,900	11,21,932	1,39,62,663	3,01,66,761	2,74,23,395	3,37,23,902	5,77,33,939
Bahrain Islands	26,45,408	26,43,383	27,46,230	13,01,135	9,30,107	2,071	..	939	4,133	..
Ceylon (excluding Maldives)	70,900	73,655	..	37,433	1,417	..	32,231
Maldives	26,45,408	26,43,383	27,46,230	13,01,135	9,30,107	6,65,137	7,45,997	10,16,000	6,70,000	7,80,000
Straits Settlements	1,02,43,340	33,03,000	51,30,962	49,79,332	35,50,504	1,342	693	33,978	691	503
Federated Malay States
Hongkong	93,38,032	6,19,446	2,90,075	27,016	3,22,299	41,245	6,43,500	150
Union of South Africa	8,000
Zanzibar and Pemba	46,73,709	3,02,776	1,63,357	1,46,712	90,406	1,63,32,445	1,00,97,330	322	61	2,39,99,636
Kenya Colony	17,73,760
Tanganyika Territory	6,75,33,575	35,16,324	6,31,620	62,760	8,337
Somaland Protectorate	..	80,577	5,76,539	3,47,762	1,51,462	932	7,00,000	..	2,00,000	7,20,000
Anglo-Egyptian Sudan	..	3,29,068	2,39,333	3,37,068	73,039	1,545	..
Mauritius and Dependencies (including Seychelles)	..	31
Commonwealth of Australia	..	1,14,363	32,045	4,552
New Zealand	1,00,000	18,33,500	10,41,142	31,920	32,71,365	6,677
Fiji Islands	2,10,75,451	95,08,543	16,68,508	3,624	37,46,649	52
TOTAL BRITISH EMPIRE	21,60,34,396	5,54,20,170	1,32,77,805	1,31,37,423	2,34,66,216	2,24,67,193	49,69,04,784	40,10,33,333	47,01,71,225	39,12,05,434
	70,900	73,655	..	37,433	1,417	1,57,86,413	3,02,21,042	2,74,23,305	3,37,23,902	5,77,33,939

(Continued on next page.)

GOLD and SILVER—IMPORTS and EXPORTS

No. 20—continued

TOTAL VALUE of the REGISTERED IMPORTS and EXPORTS of GOLD and SILVER COIN and BULLION, in each Official Year from 1930-31 to 1934-35—continued

COUNTRIES	IMPORTS					EXPORTS				
	1930-31	1931-32	1932-33	1933-34	1934-35	1930-31	1931-32	1932-33	1933-34	1934-35
TOTAL OF GOLD AND SILVER —continued	B	B	B	B	B	B	B	B	B	B
Germany
Netherlands	2,40,52,124	4,22,90,892	2,40,48,527	57,21,21
Belgium	Private Govt.	1,70,401
	
France	11,22,577	..	34	..	4,547	..	1,72,20,224	22,12,209	2,42,11,424	56,22,204
Italy (including Fiume)	2,00,000	24,22,702	..
Austria	Private Govt.
	
Mand Territory and Trucial Oman	Private Govt.	12,00,247	14,72,612	19,21,729	15,26,212	12,90,244	4,92,212	4,72,107	2,62,221	1,12,700
		7,242
Other Native States in Arabia	22,20,212	12,12,222	12,00,227	12,11,700	2,22,222	1,00,222	..	2,21,712	22,222	11,122
Iraq	77,12,212	22,72,122	74,00,222	22,22,212	2,27,240	..	12,02,222	24,222
Iran	1,24,112	1,22,742	27,222	10,402	2,21,222	..	27,102	22,222	42,402	20,122
Hongkong Islands
Sumatra
Java	22,272	10,421	1,702	2,74,277	..	22,274	21,277
Borneo (Dutch)
Celebes and other Islands
Siam	2,11,227	2,12,222	1,12,422	27,002	22,222	..	1,71,002
French Indo-China	24,222
China (exclusive of Hongkong and Macao)	Private Govt.	1,22,22,472	2,77,222	10,222	22,222	2,22,27,222	20,212	..
	
Japan	20	1,24,212	120
Egypt	12,22,212	2,211	..	240
Portuguese East Africa	2,21,242	2,20,704
Italian East Africa (Somaland and Eritree)	4,222
United States of America	Private Govt.	2,22,12,020	42,22,222	74,222	7,24,12,222	22,22,22,222	2,22,21,222	17,22,04,222
		2,00,41,222	..
TOTAL FOREIGN COUNTRIES	Private Govt.	5,10,12,274	1,27,22,222	1,11,20,222	22,22,212	2,22,22,222	2,00,222	12,21,20,272	27,22,72,107	11,22,27,222
		7,242	2,00,41,222
GRAND TOTAL	Private Govt.	22,70,44,270	7,21,22,271	2,24,22,702	1,21,02,441	5,17,01,722	2,20,27,222	22,20,22,122	27,74,12,020	22,22,02,222
		70,222	72,222	7,242	27,222	1,417	1,27,22,412	2,02,21,042	2,74,22,222	2,27,22,222

ABSTRACT TABLES
CURRENCY NOTES—
IMPORTS and EXPORTS

No. 20A

*TOTAL VALUE of the REGISTERED IMPORTS and EXPORTS of CURRENCY NOTES, in each Official Year
from 1930-31 to 1934-35*

COUNTRIES	IMPORTS					EXPORTS				
	1930-31	1931-32	1932-33	1933-34	1934-35	1930-31	1931-32	1932-33	1933-34	1934-35
CURRENCY NOTES—	B	B	B	B	B	B	B	B	B	B
United Kingdom (inclu- ding Channel Islands) { Private	--	--	725	--	--	--	--	--	--	--
Govt.	1,177	--	--	--	--	--	--	--	--	--
Aden and Dependencies { Private	1,81,890	1,48,950	31,870	2,66,150	74,845	--	--	--	--	--
Govt.	11,000	17,100	--	--	--	--	--	--	--	--
Bahrain Islands	--	2,800	4,320	2,000	2,000	--	--	--	500	--
Ceylon (excluding Maldives) . . .	--	--	--	--	--	6,54,599	2,38,060	17,68,073	22,79,944	37,39,660
Straits Settlements	--	--	--	--	--	--	--	--	--	--
Federated Malay States	--	--	--	--	--	--	--	--	--	--
Anglo-Egyptian Sudan	--	180	11,080	13,000	--	--	--	--	--	--
TOTAL BRITISH EMPIRE { Private	1,81,890	1,49,910	47,945	2,61,150	76,845	6,54,599	2,38,060	17,68,073	22,80,444	37,39,660
Govt.	12,177	17,100	--	--	--	--	--	--	--	--
Market Territory and Trucial Oman { Private	29,685	26,530	52,200	42,495	33,365	--	--	12,000	1,09,200	1,13,930
Govt.	--	--	--	--	--	--	--	--	--	--
Other Native States in Arabia . . .	5,45,741	2,27,959	3,36,495	1,24,693	1,08,595	--	--	--	--	--
Iraq { Private	7,50,000	--	--	--	--	5,50,000	27,41,000	--	--	--
Govt.	--	--	--	--	--	--	--	--	--	--
Iran { Private	310	--	--	--	--	--	--	--	--	--
Govt.	--	--	--	--	--	--	--	--	--	--
Java	--	--	--	--	250	--	--	--	--	--
SiAM	--	--	--	--	--	--	--	--	--	--
EGYPT	--	--	--	--	--	--	--	--	--	--
TOTAL FOREIGN COUN- TRIES { Private	13,25,686	2,54,489	3,88,695	1,67,198	1,37,189	5,50,000	27,41,000	12,000	1,09,200	1,13,930
Govt.	--	--	--	--	--	--	--	--	--	--
GRAND TOTAL { Private	15,07,572	4,04,399	4,36,640	4,48,348	2,14,025	12,04,599	29,79,060	17,80,073	23,89,644	39,03,590
Govt.	12,177	17,100	--	--	--	--	--	--	--	--
Total value of Gold, Silver and Currency Notes—										
Bengal { Private	4,19,45,115	1,22,75,682	26,61,723	9,45,237	13,07,497	2,497	18,86,243	1,39,18,385	83,61,633	1,85,59,737
Govt.	--	--	--	--	--	33,55,425	1,51,95,810	1,41,29,193	1,39,78,393	1,65,73,759
Bombay { Private	17,91,44,927	4,43,50,799	1,91,04,670	1,01,30,351	4,49,77,330	2,24,41,712	61,21,26,871	60,68,16,363	53,72,31,386	53,52,48,774
Govt.	81,900	90,755	7,842	57,436	1,417	1,18,80,988	1,50,25,232	1,32,94,202	4,47,87,062	4,12,10,130
Sind { Private	38,60,301	13,79,775	24,32,172	34,45,895	17,33,335	11,25,085	44,38,871	69,04,770	12,88,600	10,14,932
Govt.	--	--	--	--	--	--	--	--	--	--
Madras	4,09,77,344	1,39,78,403	58,11,351	50,00,987	39,55,330	6,92,941	53,31,107	4,37,41,743	3,32,40,236	1,45,91,352
Burma { Private	26,23,109	6,05,406	3,45,430	36,309	6,216	10,000	47,81,131	78,10,367	67,31,543	73,55,855
Govt.	1,177	--	--	--	--	--	--	--	--	--
TOTAL { Private	26,85,51,296	7,26,90,070	2,99,05,346	1,95,57,779	5,19,15,743	2,42,72,186	62,90,64,223	67,91,92,133	59,18,98,453	57,72,62,200
Govt.	83,077	90,755	7,842	57,436	1,417	1,57,86,413	3,02,21,043	2,74,23,305	6,37,35,453	5,77,83,930

ABSTRACT TABLES
GOLD—IMPORTS
(SHARE OF EACH PROVINCE)

(882)

No. 21

TOTAL VALUE of the REGISTERED IMPORTS and EXPORTS of GOLD and SILVER COIN and BULLION, also CURRENCY NOTES, into and from each PROVINCE of BRITISH INDIA, in the Official Year 1934-35

COUNTRIES	IMPORTS					TOTAL
	BENGAL	BOMBAY	SIIND	MADRAS	BURMA	
	₹	₹	₹	₹	₹	₹
GOLD—						
United Kingdom (including Channel Islands)	2,970	58,578	268	..	437	60,253
Aden and Dependencies	..	11,07,900	11,07,900
Bahrain Islands	..	5,38,897	5,38,897
Ceylon (including Maldives)	35,50,234	..	35,50,234
Northern Settlements
Hongkong
Union of South Africa	..	5,940	5,940
Zanzibar and Pemba	..	1,47,828	1,47,828
Kenya Colony	..	75,039	75,039
Anglo-Egyptian Sudan
Mauritius and Dependencies (including Seychelles)	..	64,237	64,237
TOTAL BRITISH EMPIRE	2,970	19,96,265	268	35,50,234	437	58,90,13
France	4,647	4,647
Italy (including Fiume)
Mascat Territory and Trucial Oman	..	8,05,241	1,37,326	9,42,567
Other Native States in Arabia	..	6,85,158	6,85,158
Iraq	..	7,191	3,360	10,551
Iran
Sumatra
Java
Borneo (Dutch)
Celebes and other Islands
China (excluding Hongkong and Masao)
Japan
Egypt
Portuguese East Africa
Italian East Africa (Somaliland and Eritrea)
United States of America
TOTAL FOREIGN COUNTRIES	..	14,97,680	1,45,338	16,43,018
Value in ₹	2,970	34,95,855	1,45,596	35,50,234	437	71,92,10
GRAND TOTAL						
Quantity in ounces	44	87,058	1,592	40,374	24	79,098

ABSTRACT TABLES
GOLD—EXPORTS
(SHARE OF EACH PROVINCE)

No. 21—continued

TOTAL VALUE of the REGISTERED IMPORTS and EXPORTS of GOLD and SILVER COIN and BULLION, also CURRENCY NOTES, into and from each PROVINCE of BRITISH INDIA, in the Official Year 1934-35—continued

COUNTRIES	EXPORTS					
	BENGAL	BOMBAY	SIND	MADRAS	BURMA	TOTAL
GOLD—	R	R	R	R	R	R
United Kingdom (including Channel Islands)	33,96,34,016	4,97,172	1,06,53,923	1,436	35,07,86,547
Aden and Dependencies
Ceylon (excluding Maldives)
Straits Settlements
Hongkong
Commonwealth of Australia
TOTAL BRITISH EMPIRE	33,96,34,016	4,97,172	1,06,53,923	1,436	35,07,86,547
Netherlands	57,85,231	57,85,231
Belgium
France	56,83,304	56,83,304
Iraq	56,158	56,158
Java	51,877	51,877
United States of America	1,77,92,821	16,24,11,770	17,02,04,591
TOTAL FOREIGN COUNTRIES	1,77,92,821	16,39,82,940	1,436	18,17,81,161
Value in R	1,77,92,821	50,36,22,356	4,97,172	1,06,53,923	1,436	53,25,67,708
GRAND TOTAL						
Quantity in ounces	194,000	5,459,605	5,468	115,125	14	5,774,812

[Continued on next page

ABSTRACT TABLES
SILVER—IMPORTS
(SHARE OF EACH PROVINCE)

(884)

No. 21—continued

TOTAL VALUE of the REGISTERED IMPORTS and EXPORTS of GOLD and SILVER COIN and BULLION
also CURRENCY NOTES, into and from each PROVINCE of BRITISH INDIA, in the Official Year 1934-35
continued

COUNTRIES	IMPORTS					
	BENGAL	BOMBAY	BIND	MADRAS	BURMA	TOTAL
	₹	₹	₹	₹	₹	₹
SILVER—						
United Kingdom (excluding Channel Islands)	73,326	97,76,757	11,97,500	₹ 87,378	..	1,11,46,761
Aden and Dependencies	..	14,078	14,078
	..	1,417	1,417
Bahrain Islands	..	2,78,100	1,16,000	3,94,100
Ceylon (excluding Maldives)	270	..	270
Maldives
Straits Settlements	8,18,000	4,309	8,22,309
Hongkong	27,000	63,300	106	90,406
Union of South Africa	..	2,447	2,447
Zanzibar and Pemba	..	2,684	2,684
Kenya Colony
Anglo-Egyptian Sudan
Mauritius and Dependencies (including Seychelles)	..	22,04,438	22,04,438
Commonwealth of Australia	11,92,091	25,55,658	37,47,749
New Zealand
TOTAL BRITISH EMPIRE	12,98,517	1,48,93,410	18,12,800	4,05,646	4,405	1,79,14,778
	..	1,417	1,417
Netherlands
France
Italy (including Fiume)
Mandate Territory and Trustee Oman	..	2,17,662	2,30,378	4,48,040

Other Native States in Arabia	..	1,00,951	19,219	2,04,170
Iraq	..	8,20,666	6,323	8,26,989
Iran	..	2,09,699	41,967	2,51,666
Java	10,451	10,451
Siam	..	28,525	28,525
China (excluding of Hongkong and Macao)	..	2,53,26,332	1,874	2,53,27,706
Egypt
Portuguese East Africa
TOTAL FOREIGN COUNTRIES	10,451	2,62,88,338	2,01,884	..	1,874	2,65,92,544

Value in ₹	13,04,268	4,11,87,245	16,05,684	4,05,646	5,779	4,45,08,622
	..	1,417	1,417
Quantity in ounces	817,247	27,886,761	1,326,050	130,549	5,677	29,614,384
	..	1,060	1,060

ABSTRACT TABLES
SILVER—EXPORTS
(SHARE OF EACH PROVINCE)

No. 21—continued

TOTAL VALUE of the REGISTERED IMPORTS and EXPORTS of GOLD and SILVER COIN and BULLION,
also CURRENCY NOTES, into and from each PROVINCE of BRITISH INDIA, in the Official Year 1934-35—
continued

COUNTRIES	EXPORTS					
	BENGAL	BOMBAY	SIND	MADRAS	BURMA	TOTAL
SILVER—	B	B	B	B	B	B
United Kingdom (including Channel Islands)						
{ Private	7,57,055	60,20,618	1,85,730	1,47,766	78,54,419	1,49,18,588
{ Govt.	1,65,78,759	4,12,10,180	5,77,83,939
Aden and Dependencies
{ Private
{ Govt.
Bahrain Islands	..	7,10,000	70,000	7,80,000
Ceylon (excluding Maldives)	503	..	503
Straits Settlements	150	150
Federated Malay States
Hongkong	81	2,39,99,605	2,39,99,686
{ Private
{ Govt.
Zanzibar and Pemba	..	7,20,000	7,20,000
Kenya Colony
Commonwealth of Australia
Fiji Islands
TOTAL BRITISH EMPIRE						
{ Private	7,57,286	8,14,50,228	2,08,730	1,48,269	78,54,419	4,04,18,877
{ Govt.	1,65,78,759	4,12,10,180	5,77,83,939
France
Mascat Territory and Trucial Oman	..	1,65,000	1,35,000	3,00,000
Other Native States in Arabia	..	11,195	11,195
Itaq	700	700
Iran	680	..	59,450	60,130
China (exclusive of Hongkong and Macao)
Japan
United States of America
{ Private
{ Govt.
TOTAL FOREIGN COUNTRIES						
{ Private	680	1,76,195	1,95,150	3,72,025
{ Govt.
GRAND TOTAL						
{ Value in R { Private	7,57,916	8,16,26,418	4,08,880	1,48,269	78,54,419	4,07,90,902
{ Govt.	1,65,78,759	4,12,10,180	5,77,83,939
{ Quantity in ounces { Private	462,869	20,214,848	186,555	83,266	6,302,778	27,250,006
{ Govt.	18,987,477	27,024,521	41,011,998

ABSTRACT TABLES
GOLD AND SILVER—IMPORTS
(SHARE OF EACH PROVINCE)

(886)

No. 21—continued

TOTAL VALUE of the REGISTERED IMPORTS and EXPORTS of GOLD and SILVER COIN and PULLION, also CURRENCY NOTES, into and from each PROVINCE of BRITISH INDIA, in the Official year 1934-35—continued

COUNTRIES	IMPORTS					
	BENGAL	BOMBAY	BIRD	MADRAS	BURMA	TOTAL
TOTAL OF GOLD AND SILVER—	₹	₹	₹	₹	₹	₹
United Kingdom (including Channel Islands)	76,806	92,83,285	11,08,061	87,370	487	1,11,04,016
Aden and Dependencies	..	11,21,082	11,21,082
	..	1,417	1,417
Bahrain Islands	..	8,14,187	1,18,000	9,32,187
Ceylon (including Maldives)	85,50,804	..	85,50,804
Maldives
Straits Settlements	2,18,000	4,299	2,22,299
Federated Malay States
Hongkong	27,000	68,908	108	86,016
Union of South Africa	..	2,387	2,387
Zanzibar and Pemba	..	1,51,482	1,51,482
Kenya Colony	..	75,039	75,039
Anglo-Egyptian Sudan
Mauritius and Dependencies (including Seychelles)	..	22,71,865	22,71,865
Commonwealth of Australia	11,92,991	25,55,558	37,48,549
New Zealand
Fiji Islands
TOTAL BRITISH EMPIRE	12,96,796	1,68,94,035	12,14,068	89,55,880	4,848	2,84,04,216
	..	1,417	1,417
Netherlands
France	4,647	4,647
Italy (including Tripoli)
Mandate Territory and Trustee Oman	..	10,22,942	3,07,701	13,30,643

Other Native States in Arabia	..	8,76,108	12,219	8,88,327
Iraq	..	8,27,287	9,082	8,36,369
Iran	..	2,09,690	41,907	2,51,597
Benjam Islands
Sumatra
Java	10,451	10,451
	..	22,425	22,425
French-Indo-China
Celebes and other Islands
China (exclusive of Hongkong and Macao)	..	2,58,26,832	1,374	2,59,28,206
Japan
Egypt
Italian East Africa (Somaliland and Eritrea)
United States of America
TOTAL FOREIGN COUNTRIES	10,451	2,77,86,465	4,87,217	..	1,374	2,83,25,507

GRAND TOTAL VALUE	18,07,247	4,46,81,100	17,51,280	89,55,880	6,210	5,17,01,723
	..	1,417	1,417

ABSTRACT TABLES
GOLD AND SILVER—EXPORTS
(SHARE OF EACH PROVINCE)

No. 21—continued

TOTAL VALUE of the REGISTERED IMPORTS and EXPORTS of GOLD and SILVER COIN and BULLION, also CURRENCY NOTES, into and from each PROVINCE of BRITISH INDIA, in the Official Year 1934-35—continued

COUNTRIES	EXPORTS					
	BENGAL	BOMBAY	SIND	MADRAS	BURMA	TOTAL
TOTAL OF GOLD AND SILVER—						
United Kingdom (including Channel Islands) { Private	7,57,055	2,00,50,501	8,35,902	1,98,01,539	78,55,855	36,57,05,135
{ Govt. .	1,65,78,759	4,12,10,180	5,77,83,939
Aden and Dependencies { Private
{ Govt.
Bahrain Islands	7,10,000	70,000	7,80,000
Ceylon (including Maldives)	508	..	508
Straits Settlements	150	150
Federated Malay States
Hongkong { Private	31	2,39,99,805	2,39,99,836
{ Govt.
Masilar and Pemba	7,20,000	7,20,000
Kenya Colony
Mauritius and Dependencies (including Seychelles)
Commonwealth of Australia
Fiji Islands
TOTAL BRITISH EMPIRE { Private	7,57,236	4,54,80,105	7,05,902	1,98,02,192	78,55,855	39,12,05,424
{ Govt. .	1,65,78,759	4,12,10,180	5,77,83,939
Netherlands	57,85,231	57,85,231
Belgium
France	56,83,304	56,83,304
Italy (including Flumo)
Mascat Territory and Trucial Oman	1,65,000	1,35,000	3,00,000
Other Native States in Arabia	11,195	11,195
Iraq	56,158	700	56,858
Iran	680	..	59,450	60,130
Java	51,877	51,877
China (exclusive of Hongkong and Macao)
Siam
Japan
United States of America { Private	1,77,92,821	15,24,11,770	17,02,04,591
{ Govt.
TOTAL FOREIGN COUNTRIES { Private	1,77,92,821	15,24,11,770	1,05,150	18,21,52,186
{ Govt.
GRAND TOTAL VALUE { Private	1,85,50,737	58,52,48,774	9,01,052	1,98,02,192	78,55,855	57,33,58,610
{ Govt. .	1,65,78,759	4,12,10,180	5,77,83,939

(Continued on next page)

ABSTRACT TABLES (888)
 CURRENCY NOTES—IMPORTS and
 EXPORTS (SHARE OF EACH PROVINCE)

No. 21—concluded

TOTAL VALUE of the REGISTERED IMPORTS and EXPORTS of GOLD and SILVER COIN and BULLION, also CURRENCY NOTES, into and from each PROVINCE of BRITISH INDIA, in the Official Year 1934-35—concluded

COUNTRIES	IMPORTS					
	BENGAL	BOMBAY	BIND	MADRAS	BURMA	TOTAL
	₹	₹	₹	₹	₹	₹
CURRENCY NOTES—						
United Kingdom (including Channel Islands)	Private
	Govt.
Aden and Dependencies	Private ..	74,845	74,845
	Govt.
Bahrain Islands	2,000	2,000
Anglo-Egyptian Sudan
TOTAL BRITISH EMPIRE	Private ..	76,845	76,845
	Govt.
Maskat Territory and Trucial Oman	Private ..	15,920	17,545	33,465
	Govt.
Other Native States in Arabia	1,02,565	1,02,565
Iraq
Iran
Java	250	250
TOTAL FOREIGN COUNTRIES	Private ..	1,19,385	17,545	1,37,180
	Govt.
GRAND TOTAL VALUE	Private ..	250	1,02,320	17,545	..	2,14,085
	Govt.
	EXPORTS					
United Kingdom (including Channel Islands)	Private
	Govt.
Aden and Dependencies	Private
	Govt.
Bahrain Islands
Ceylon (excluding Maldives)	87,89,600	..	87,89,600
Straits Settlements
TOTAL BRITISH EMPIRE	Private	87,89,600	..	87,89,600
	Govt.
Maskat Territory and Trucial Oman	1,18,920	1,18,920
Iraq
Egypt
TOTAL FOREIGN COUNTRIES	Private	1,18,920	1,18,920
	Govt.
GRAND TOTAL VALUE	Private	1,18,920	87,89,600	..	89,08,520
	Govt.

APPENDIX A.

ALTERATIONS IN THE RECORD OF ARTICLES IN THE ANNUAL STATEMENT OF TRADE.

THE FOLLOWING ALTERATIONS WERE MADE IN THE STATEMENT OF THE SEA-BORNE TRADE OF BRITISH INDIA WITH THE BRITISH EMPIRE AND FOREIGN COUNTRIES FOR 1934-35.

IMPORTS OF BRITISH AND FOREIGN MERCHANDISE.

	Page	
PRIVATE MERCHANDISE—		
Dyeing and Tanning substances—		
Dyes obtained from Coal tar—		
Coupling dyes of the naphthol group—		
Naphthols rapid fast colours (rapid salts) and bases	105	Now Sub-divided into "Naphthols", "rapid fast colours" ('rapid salts'), and "bases".
Vats—		
Carbazole, blue	108	Now shown separately.
Oils, Animal—		
Fish oil	283	Now Sub-divided into "Fish or whale oil hardened" and "others".
Textiles—		
Cotton—		
Twist and Yarn—		
Grey two folds doubles	384	Nos. 1—25, 26—50, 51—80 and above No. 80 now shown separately.
White two folds doubles	388	Nos. 1—25, 26—50, 51—80 and above No. 80 now shown separately.
Coloured two folds doubles	391	Nos. 1—25, 26—50, 51—80 and above No. 80 now shown separately.
Mercerised two folds doubles	394	Nos. 1—25, 26—50, 51—80 and above No. 80 now shown separately.
Unspecified descriptions	396	Nos. 1—50 and above No. 50 now shown separately.
Braids	397	Now shown separately.
Manufactured—		
Piecegoods—		
White (bleached)—		
Embroidered allovers	409	Ditto.
Coloured, Printed or Dyed—		
Printed goods—		
Embroidered allovers	416	Ditto.
Dyed goods—		
Embroidered allovers	423	Ditto.
Woven Coloured goods—		
Embroidered allovers	430	Ditto.
Goods of Cotton mixed with other materials	437	Ditto.
Thread—		
Others	438	Ditto.
Fente of all descriptions not exceeding 4 yards in length	440	Ditto.

APPENDIX A—*contd.*

PRIVATE MERCHANDISE— <i>contd.</i>	Page	
<i>Textiles—contd.</i>		
Haberdashery and Millinery—		
Ribbons	443	Now shown separately.
Silkyarns, Noils and Warps—		
Made from silk other than waste or noils	451	Ditto.
Made from silk waste or noils	451	Ditto.
Silk manufactures—		
Hosiery—Socks and stockings made chiefly of silk	452	Ditto.
Wool manufactures—		
Goods of wool mixed with other materials	459	Ditto.
Artificial silk—		
Artificial silk yarn—		
Hosiery—		
Socks and stockings made entirely of artificial silk	462	Ditto.
Goods of artificial silk mixed with other materials—		
Containing 50% or more cotton	464	Ditto.
Containing no cotton or less than 50% of cotton	464	Ditto.]
Fabrics containing gold and silver thread	466	Ditto.

EXPORTS OF INDIAN MERCHANDISE.

Paints and Painters' Materials	617	The following sub-heads have been introduced:—
		(1) Turpentine.
		(2) Other sorts.
Cargoes "for orders"	Now shown separately from ordinary Cargoes.

EXPORTS OF FOREIGN MERCHANDISE.

No CHANGE.

APPENDIX B.

LIST OF COUNTRIES THE TRADE WITH WHICH IS SEPARATELY RECORDED.

Revised up to 31st March, 1934.

British Empire (including Protectorates and Territories administered under Mandates)

Europe—

United Kingdom (including Channel Islands)
 Irish Free State
 Gibraltar
 Malta and Gozo

Asia—

Cyprus
 Palestine
 Aden and Dependencies
 Bahrain Islands
 Ceylon (excluding Maldives)
 Maldives
 Straits Settlements
 Federated Malay States
 Non-Federated Malay States
 British Borneo
 Hongkong

Africa—

Br. West Africa

- Gambia
- Sierra Leone
- Gold Coast (including Br. Mandated Territory of Togoland)
- Nigeria (including Br. Mandated Territory of Cameroons)
- St. Helena and Ascension
- Protectorate of South-West Africa
- Union of South Africa
- Bechuanaland Protectorate
- Basutoland
- Swaziland
- Rhodesia, Northern
- " Southern

Br. East Africa

- Zanzibar and Pemba
- Kenya Colony
- Uganda Protectorate
- Tanganyika Territory
- Nyasaland Protectorate
- Somaliland Protectorate
- Anglo-Egyptian Sudan
- Mauritius and Dependencies
- Seychelles
- Socotra

British Empire (including Protectorates and Territories administered under Mandates)—continued

America—

North America

- Canada :
 - Via Atlantic Coast
 - " Pacific Coast
- Newfoundland and Labrador
- Bermuda
- Bahamas
- British West India Islands (excluding Bahamas)
- British Honduras
- British Guiana
- Falkland Islands

Oceania—

- Commonwealth of Australia
- Territory of Papua
- New Guinea
- Other British Pacific Islands
- New Zealand
- Nauru and Western Samoa
- Cook Islands
- Union Islands (or Tokelan)
- Fiji Islands

Foreign Countries

Europe—

U. S. S. R. :

- Northern
- Southern
- Pacific Ports (in Asia)
- Finland
- Estonia
- Latvia
- Lithuania
- Sweden
- Norway
- Spitzbergen
- Poland (including Danzig)
- Denmark
- Iceland
- Germany
- Netherlands
- Belgium
- Luxemburg
- France
- Spain
- Audora

Foreign Countries—continued

Europe—continued

Portugal (including Azores and Madeira)
 Switzerland
 Italy (including Fiume)
 Italian Aegean Islands
 Austria
 Hungary
 Czechoslovakia
 Yugoslavia (Kingdom of the Serbs Croats and Slovenes)
 Albania
 Bulgaria
 Roumania
 Greece (including Crete)
 Turkey, European
 " Asiatic

Asia—

Syria
 Maskat Territory and Trucial Oman
 Other Native States in Arabia
 Iraq
 Iran
 Henjam Islands
 Afghanistan
 Sumatra
 Java
 Borneo (Dutch)
 Dutch New Guinea
 Celebes and other Islands
 Siam
 French Indo-China
 Philippines
 Macao
 Portuguese Timor
 Japan
 Korea
 Formosa
 China (exclusive of Hongkong and Macao)

Africa—

Egypt

North Africa

- Tripoli (Libya)
- Tunis
- Algeria
- Morocco, Spanish
- Morocco, French Protectorate
- Morocco, Tangier
- Canary Islands

APPENDIX B—continued

LIST OF COUNTRIES THE TRADE WITH WHICH IS SEPARATELY RECORDED—continued

Revised up to 31st March, 1934.

Foreign Countries—continued	Foreign Countries—continued	Foreign Countries—concluded
<i>Africa—continued</i>	<i>America—continued</i>	<i>America—concluded</i>
<p data-bbox="57 976 561 1015"><i>West Africa</i></p> <ul style="list-style-type: none"> <li data-bbox="140 976 561 1015">Spanish West Africa <li data-bbox="140 1015 561 1106">French West Africa (including French Mandated Territories of Togoland and Cameroons) <li data-bbox="140 1106 561 1145">Liberia <li data-bbox="140 1145 561 1184">French Equatorial Africa <li data-bbox="140 1184 561 1223">Belgian Congo (including Ruanda-Urundi) <li data-bbox="140 1223 561 1262">Portuguese West Africa <li data-bbox="140 1262 561 1302">Portuguese Guinea <li data-bbox="140 1302 561 1341">Cape Verde Islands <li data-bbox="140 1341 561 1380">Sao Thome Principe <p data-bbox="57 1380 561 1419"><i>East Africa</i></p> <ul style="list-style-type: none"> <li data-bbox="140 1380 561 1419">Portuguese East Africa <li data-bbox="140 1419 561 1458">Madagascar and Kerguelon <li data-bbox="140 1458 561 1497">Reunion <li data-bbox="140 1497 561 1588">Italian East Africa (Somaliland and Eritrea) <li data-bbox="140 1588 561 1627">French Somaliland <li data-bbox="140 1627 561 1666">Abyssinia 	<p data-bbox="569 976 1073 1015"><i>West Indies</i></p> <ul style="list-style-type: none"> <li data-bbox="652 976 1073 1015">Alaska <li data-bbox="652 1015 1073 1054">Greenland <li data-bbox="652 1054 1073 1093">Cuba <li data-bbox="652 1093 1073 1132">Hayti and St. Domingo <li data-bbox="652 1132 1073 1171">Porto Rico <li data-bbox="652 1171 1073 1262">French West Indies (Guadelope and Martinique) <li data-bbox="652 1262 1073 1302">St. Pierre et Miquelon <li data-bbox="652 1302 1073 1341">Virgin Islands of the United States <li data-bbox="652 1341 1073 1380">Dutch West Indies (Curacao) <li data-bbox="652 1380 1073 1419">Mexico <li data-bbox="652 1419 1073 1458">Guatemala <li data-bbox="652 1458 1073 1497">Honduras (not British) <li data-bbox="652 1497 1073 1536">San Salvador <li data-bbox="652 1536 1073 1575">Nicaragua <li data-bbox="652 1575 1073 1614">Costa Rica <li data-bbox="652 1614 1073 1653">Columbia <li data-bbox="652 1653 1073 1692">Panama (including Panama Canal Zone) <li data-bbox="652 1692 1073 1731">Venezuela <li data-bbox="652 1731 1073 1770">Dutch Guiana <li data-bbox="652 1770 1073 1809">French Guiana 	<ul style="list-style-type: none"> <li data-bbox="1164 976 1577 1015">Brazil <li data-bbox="1164 1015 1577 1054">Paraguay <li data-bbox="1164 1054 1577 1093">Uruguay <li data-bbox="1164 1093 1577 1184">Argentine Republic (including the Atlantic Coast of Patagonia) <li data-bbox="1164 1184 1577 1275">Chile (including the Pacific Coast of Patagonia) <li data-bbox="1164 1275 1577 1315">Peru <li data-bbox="1164 1315 1577 1354">Ecuador <li data-bbox="1164 1354 1577 1393">Bolivia <li data-bbox="1164 1393 1577 1432">Hawaii <li data-bbox="1164 1432 1577 1471">Guam <li data-bbox="1164 1471 1577 1510">Other Islands in the Pacific <li data-bbox="1164 1510 1577 1549">Arctic Region <li data-bbox="1164 1549 1577 1588">Antarctic Regions <li data-bbox="1164 1588 1577 1627">Fisheries
<p data-bbox="57 1731 561 1770"><i>America—</i></p> <ul style="list-style-type: none"> <li data-bbox="140 1770 561 1809">United States of America : <ul style="list-style-type: none"> <li data-bbox="165 1809 561 1848">, , Atlantic Coast <li data-bbox="165 1848 561 1887">, , Pacific Coast 		

INDEX

ARTICLES	IMPORTS		EXPORTS				ARTICLES	IMPORTS		EXPORTS			
	Abstract Tables	General Imports	INDIAN MERCHANDISE		FOREIGN MERCHANDISE			Abstract Tables	General Imports	INDIAN MERCHANDISE		FOREIGN MERCHANDISE	
			Abstract Tables	General Exports	Abstract Tables	General Exports				Abstract Tables	General Exports	Abstract Tables	General Exports
	Page	Page	Page	Page	Page	Page	Page	Page	Page	Page	Page	Page	
Acids :													
Acetic	—	62	—	—	—	—	Apparel (including drapery, uniforms, and accoutrements)	—	30, 820	—	499, 851	—	727, 859
Carbolic	—	62	—	—	—	—	Cotton knitted fabrics	—	81	—	—	—	—
Citric	—	62	—	—	—	—	Woolen knitted apparel	—	81	—	—	—	—
Hydrochloric	—	63	—	—	—	—	Others	—	82	—	—	—	—
Nitric	—	63	—	—	—	—	Gold and silver thread	—	83	—	—	—	—
Oxalic	—	63	—	—	—	—	Hats, caps, bonnets, and hatter's ware	—	83	—	—	—	—
Sulphuric	—	63	—	—	—	732	Lametta	—	84	—	—	—	—
Tartaric	—	64	—	—	—	—	Second-hand clothing	—	84	—	—	—	—
Other sorts	—	64	—	—	—	—	Waterproofed clothing	—	84	—	—	—	—
Accoutrements (included with "Apparel, etc.")	—	—	—	—	—	—	Appliances (included with "Instruments, etc.")	—	—	—	—	—	—
Aerated water-making machinery	—	214	—	—	—	—	Arable, Gum	—	148	—	552	—	750
Agricultural implements	—	148	—	—	—	—	Arms, ammunition, and military stores :	—	86	—	500, 851	—	—
" tractors and parts	—	214	—	—	—	—	Cartridge cases :	—	86	—	—	—	—
Air craft	—	479	—	—	—	—	Filled :	—	86	—	—	—	—
Ajama seeds	—	—	—	629	—	—	Shot gun cartridges, filled	—	86	—	—	—	—
Alum	—	—	—	629	—	—	Rifle and other cartridges, filled	—	86	—	—	—	—
Ale, beer, and porter :	—	880	—	854	—	761	Empty	—	87	—	—	—	—
Ale and beer (in bottle)	—	193	—	—	—	—	Explosives :	—	—	—	—	—	—
" " " (in bulk)	—	193	—	—	—	—	Blasting fuse	—	88	—	—	—	—
Stout and porter (in bottle)	—	194	—	—	—	—	" gelatine	—	88	—	—	—	—
" " " (in bulk)	—	194	—	—	—	—	Dynamite	—	88	—	—	—	—
Alizarine dyes	—	101-104	—	—	—	739	Gelatine dynamite	—	89	—	—	—	728
Almond oil	—	286	—	—	—	—	Other Nitro-compound explosives	—	89	—	—	—	—
Almonds	—	124	—	—	—	—	Detonators	—	89	—	—	—	—
Aloes	—	92	—	—	—	—	Others	—	89	—	—	—	—
Alum	—	65	—	—	—	—	Firearms, and parts thereof—	—	40	820	—	—	923, 859
Aluminous sulphates	—	66	—	—	—	731	Firearms	—	40	—	—	—	—
Aluminium :	—	—	—	—	—	—	Parts of firearms	—	—	—	—	—	—
Unwrought (ingots, blocks, bars)	—	239	—	—	—	—	Gunpowder, black	—	41	—	—	—	—
Wrought—	—	—	—	—	—	—	" smokeless	—	41	—	—	—	—
Circles	—	240	—	—	—	—	" others	—	42	—	—	—	—
Sheets	—	240	—	—	—	—	Other sorts	—	42, 820	—	—	—	723, 859, 731
Other manufactures	—	241	—	—	—	—	Arsenic and its oxides	—	67	—	—	—	—
Ammonia and Salts thereof :	—	—	—	—	—	—	Art. works of (other than pictures)	—	43	—	500	—	729
Anhydrous	—	66	—	—	—	731	Articles of stone and marble	—	391	—	—	—	—
Others	—	66	—	—	—	—	Postal	—	—	—	722	—	817
Ammonia Phosphate	—	234	—	—	—	—	Postal not specified	—	493	—	—	—	—
Ammunition (included with "Arms, etc.")	—	—	—	—	—	—	Artificial silk :	—	—	—	—	—	—
Anchors and cables of iron or steel	—	257, 836	—	590	—	770	Artificial silk yarn	—	462	—	—	—	—
Angle and tee, bolt and rod of iron	—	261, 834	—	588	—	—	Hosiery—Socks and stockings made entirely of artificial silk	—	462	—	—	—	—
" " " of steel	—	258	—	—	—	—	Piece goods of cotton and artificial silk	—	464	—	—	—	—
Anhydrous ammonia	—	65	—	—	—	—	Piecegoods made entirely of artificial silk	—	463	—	—	—	—
Aniline dyes	—	104	—	—	—	740	Piecegoods made of cotton and artificial silk (total)	—	465	—	—	—	—
Animal fat (included with "Tallow and stearine")	—	—	—	—	—	—	Goods of artificial silk mixed with other materials	—	464	—	—	—	—
Animal oils :	—	—	—	—	—	—	Piecegoods of cotton embroidered or superimposed with artificial silk	—	465	—	—	—	—
Fish oil	—	283	—	602	—	779	Other sorts	—	466	—	—	—	—
Other kinds	—	284	—	—	—	—	Asafetida	—	92	—	516	—	736
Animals, living :	—	—	—	—	—	—	Asbestos, raw	—	48	—	—	—	—
Cattle (excepting sheep and goats)	—	—	—	407	—	—	" manufactures—	—	—	—	—	—	—
Horses	—	39	—	407	—	726	Asbestos packing	—	48	—	—	—	—
Sheep and goats	—	—	—	407	—	—	Sheets, plates, etc., of Asbestos cement	—	48	—	—	—	—
Other kinds	—	39	—	408	—	726	Other manufactures	—	44	—	—	—	—
Aniseed	—	—	—	630	—	—	Asphalt	—	54	—	—	—	—
Apparatus (included with "Instruments, etc.")	—	—	—	—	—	—	Automobile lighting lamps	—	165	—	—	—	—

INDEX—continued

ARTICLES	IMPORTS		EXPORTS				ARTICLES	IMPORTS		EXPORTS			
	Abstract Tables	General Imports	INDIAN MERCHANDISE		FOREIGN MERCHANDISE			Abstract Tables	General Imports	INDIAN MERCHANDISE		FOREIGN MERCHANDISE	
			Abstract Tables	General Exports	Abstract Tables	General Exports				Abstract Tables	General Exports		
	Page	Page	Page	Page	Page	Page	Page	Page	Page	Page	Page	Page	
Bacon and hams	—	335	—	—	—	—	Bonnets, Hats, caps, and hatter's ware	—	33	—	—	—	
Bags, gunny, of jute	—	449	—	694	—	—	Books, printed, and printed matter (not being stationary) including maps and charts	—	47, 821	—	501, 851	—	719
„ and sacks of hemp	—	446	—	—	—	—	Boots and shoes	—	48, 821	—	502, 852	—	720
„ and trunks of leather	—	189	—	578	—	—	Rubber soled—	—	—	—	—	—	—
Bajra, Jowar and—	—	139	—	536	—	—	With canvas uppers	—	49	—	—	—	—
Bangles, glass	—	132	—	—	—	—	With uppers of leather or other materials	—	40	—	—	—	—
Barks for tanning	—	100	—	519	—	—	All Rubber	—	50	—	—	—	—
Bars and channels (iron)	—	243, 824	—	569	—	—	All leather	—	48	—	—	—	—
„ „ „ (iron or steel)	—	—	—	—	—	770	of other materials	—	50	—	—	—	—
Bars of steel	—	244, 825	—	—	—	—	Boot and shoe manufacturing machinery	—	217	—	—	—	—
Barley	—	138	—	535, 823	—	—	Borax	—	77	—	507	—	—
Bars, blocks, ingots, (aluminium)	—	239	—	—	—	—	Bottled fruits, Canned or—	—	387	—	—	—	—
Barytes	—	309	—	—	—	—	Bottles, glass	—	134, 826	—	—	—	747
Baskets and basketware	—	44	—	—	—	—	„ soda water	—	133	—	—	—	—
Batteries	—	167	—	—	—	—	Borax, safes and strong— of metal	—	153	—	—	—	—
Beads and false pearls	—	131	—	—	—	747	Braids, woollen	—	457	—	—	—	—
Beams, channels, pillars, girders, and bridgework of iron or steel	—	258	—	—	—	—	Bran, Fodder, — and pollards	—	121	—	527	—	—
Beans	—	135	—	537	—	—	Brandy	—	196	—	—	—	768
Béche-de-mer	—	—	—	623	—	—	Brass (for details see under "Metals")	—	—	—	—	—	—
Bedsprings	—	128	—	—	—	—	Brassiere (copper)	—	247	—	—	—	—
Beer, Ale, —, and porter	—	194, 830	—	854	—	761	Bricks, Tiles, ingots, cakes, and — of unwrought copper	—	247, 823	—	—	—	769, 861
Best Sugar	—	373	—	—	—	—	Bricks (not of copper)	—	—	—	508	—	—
Belling for machinery:	—	—	—	—	—	—	Bridgework, Beams, pillars, girders, and — of iron or steel	—	258	—	—	—	—
of cotton	—	45	—	—	—	—	Bristles	—	—	—	502	—	—
of leather	—	45	—	—	—	—	Bristles and fibre for brushes and brooms	—	51	—	—	—	—
of other materials (including silk)	—	45	—	—	—	—	British dollars	—	—	—	579	—	—
Benjamin, Gum—	—	164	—	553	—	750	Bronze—see Brass under "Metals"	—	—	—	—	—	—
Benzine, Benzol, Petrol, and other motor spirits	—	291	—	605	—	—	Brushes and Brooms:	—	—	—	—	—	—
Bergamot oil	—	235	—	—	—	—	Paint and varnish brushes	—	51	—	—	—	—
Betelnuts	—	362	—	646	—	—	Toilet brushes	—	52	—	—	—	—
Bicarbonate of soda	—	79	—	—	—	—	Other brushes	—	53	—	—	—	—
Bichromate of potassium	—	74	—	—	—	—	Brooms	—	58	—	—	—	—
„ soda	—	76	—	—	—	—	Buckets of tinned or galvanized iron	—	148	—	—	—	—
Billets and slabs, Ingots, Blooms, — (steel)	—	255	—	—	—	—	Buffers' hardware, such as locks, hinges, etc.	—	149	—	—	—	—
Biscuits and cakes	—	336	—	—	—	—	Building and engineering materials: other than of iron, steel, or wood.	—	54, 822	—	503, 853	—	730, 860
Black gunpowder	—	41	—	—	—	—	Asphalt	—	54	—	—	—	—
Blankets (cotton)	—	297	—	555	—	—	Bricks	—	—	—	508	—	—
Blankets and rugs other than floor rugs (wool)	—	457	—	—	—	—	Bricks, other than firebricks	—	54	—	—	—	—
Blasting flint	—	38	—	—	—	—	Firebricks	—	55, 822	—	—	—	—
„ gelatine	—	38	—	—	—	—	Other bricks	—	822	—	—	—	—
Bleaching powder	—	68	—	—	—	—	Cement:	—	822	—	—	—	—
Bleaching and dyeing machinery (cotton)	—	124	—	—	—	—	„ Portland	—	55	—	—	—	—
Block tin, unwrought	—	276, 839	—	595	—	777	„ other kinds	—	56	—	—	—	—
Blocks, mica: in—	—	282	—	601	—	—	Chalk and lime, including French chalk	—	57	—	503	—	—
Blocks, bars, ingots (aluminium)	—	239	—	—	—	—	Clay	—	57	—	—	—	—
Blooms, Ingots, —, billets, and slabs (steel)	—	256	—	—	—	—	Magnesite	—	—	—	504	—	—
Boards, Straw—	—	321	—	—	—	—	Tiles	—	57, 823	—	504	—	—
Bobbins	—	47	—	—	—	—	Other kinds	—	58, 823	—	504	—	—
Boilers (machinery)	—	216	—	—	—	—	Buffalo hides, raw	—	—	—	555	—	—
Bolt, Angle and tee —, and rod (iron)	—	251, 834	—	—	—	—	„ tanned or dressed	—	—	—	571	—	—
„ and nuts of iron or steel	—	253	—	—	—	—							
Bones for manurial purposes	—	—	—	596	—	—							
Bones for manufacturing purposes	—	—	—	501	—	—							
Bonemeal	—	—	—	586	—	—							

INDEX—continued

ARTICLES	IMPORTS		EXPORTS				ARTICLES	IMPORTS		EXPORTS			
	Abstract Tables	General Imports	INDIAN MERCHANDISE		FOREIGN MERCHANDISE			Abstract Tables	General Imports	INDIAN MERCHANDISE		FOREIGN MERCHANDISE	
			Abstract Tables	General Exports	Abstract Tables	General Exports				Abstract Tables	General Exports	Abstract Tables	General Exports
	Page	Page	Page	Page	Page	Page	Page	Page	Page	Page	Page	Page	
Bulbs (lamp, electric):													
Gas filled electric bulbs .	—	162	—	—	—	—	Cattle (excepting sheep and goats) .	—	—	—	497	—	—
Vacuum electric bulbs .	—	162	—	—	—	—	Camstic soda . . .	—	77	—	—	—	—
Electric bulbs for automobiles .	—	163	—	—	—	—	Cement :	—	323	—	—	—	—
Electric bulbs for torches	—	163	—	—	—	—	Portland	—	55	—	—	—	—
Wireless valves	—	164	—	—	—	—	Other kinds	—	56	—	—	—	—
Bulbion	876,	—	876,	—	—	—	Chadars :	—	—	—	—	—	—
Butter	877	337	877	623	—	—	Grey	—	402,	—	670	—	—
Button, lac	—	167	—	567	—	—	White	—	408	—	676	—	—
Buttons of all sorts :						—	Coloured, printed, or dyed	—	415,	—	—	—	—
Metal	—	59	—	—	—	—	Chairs and fishplates of	—	422, 423	—	—	—	—
Other sorts	—	60	—	—	—	—	steel or iron. Balls	—	—	—	—	—	—
Cabinetware, Furniture and						—	(including those for rail-	—	261, 336	—	—	—	—
—(see details under "Fur-							ways)	—	—	—	—	—	—
niture and Cabinetware")							Chalk and lime (excluding	—	57	—	503	—	—
Cables, Anchors, and—of							French Chalk)	—	61	—	—	—	—
iron or steel	—	357, 336	—	590	—	770	Chalk, French	—	200	—	—	—	764
Cables, Electric wires and—							Champagne and other	—	252, 334	—	589	—	—
—(see details under "Instru-							sparkling wines	—	254, 335	—	—	—	—
ments, Electrical")							Channels. Bars and—of iron	—	—	—	—	—	—
Cajuputi oil	—	285	—	—	—	—	.. Bars and—of steel	—	—	—	—	—	—
Cakes, Biscuits and— . . .	—	337	—	—	—	—	.. Bars and — of	—	—	—	—	—	770
Calcium carbide	—	69	—	—	—	—	(iron or steel)	—	—	—	—	—	—
Calf skins, raw	—	—	—	557	—	—	Charts (included with	—	—	—	—	—	—
" dressed	—	—	—	572	—	—	" Books and printed	—	—	—	—	—	—
Camphor	—	92	—	516	—	786	matters")	—	—	—	—	—	—
" oil	—	285	—	—	—	—	Chassis or waste, silk . .	—	—	—	705	—	—
Candles of all kinds	—	61	—	505	—	780	Checks, spots, and stripes of	—	—	—	—	—	—
Canes and rattans	—	61	—	506	—	781	cotton cloth, white	—	408, 344	—	—	—	—
Canvas :							(bleached)	—	—	—	—	—	—
Cotton	—	397	—	668	—	796	" " (coloured,	—	415	—	—	—	—
Flax	—	441, 345	—	—	—	—	printed, or dyed)	—	340	—	623	—	—
Jute	—	447	—	690	—	—	Cheese (including canned)	—	—	—	508	—	—
Carbazole blue	—	108	—	—	—	—	Chemicals and chemical pre-	—	—	—	—	—	—
Carbolic acid	—	62	—	—	—	—	parations, etc.	—	—	—	—	—	—
Carbon, electric	—	168	—	—	—	—	Acids :	—	—	—	—	—	—
Cardamoms	—	362	—	647	—	789	Acetic (pyroligneous) . .	—	62	—	—	—	—
Cardboard, Pasteboard,							Carbolic	—	62	—	—	—	—
millboard, and —, of							Citric	—	62	—	—	—	—
all kinds	—	321, 342	—	618	—	784	Hydrochloric	—	63	—	—	—	—
Gards, Playing—	—	472	—	—	—	—	Nitric	—	63	—	—	—	—
Carpets and rugs, woollen .	—	—	—	708	—	—	Oxalic	—	63	—	—	—	—
Carpets and floor rugs,							Sulphuric	—	63	—	—	—	732
woollen	—	458	—	—	—	—	Tartaric	—	64	—	—	—	—
Carriages and carts not							Other sorts	—	64	—	—	—	—
mechanically propelled							Alum	—	65	—	—	—	—
and parts thereof (includ-							Aluminous sulphates	—	66	—	—	—	732
ing railway carriages,							Ammonia and salts thereof:	—	—	—	—	—	731
trucks, etc.) (for details							Anhydrous	—	66	—	—	—	—
see under "Vehicles, etc.")							Others	—	66	—	—	—	—
Cars, Motor—	—	481	—	—	—	—	Arsenic and its oxides . .	—	67	—	—	—	731
Cartridge cases :							Bleaching materials :	—	—	—	—	—	—
Filled	—	36	—	—	—	—	Bleaching powder (cal-	—	68	—	—	—	—
Shot gun cartridges, filled	—	36	—	—	—	—	cium hypochlorate,	—	68	—	—	—	—
Rifle and other cartridges,	—	36	—	—	—	—	chloride of lime)	—	68	—	—	—	—
filled	—	36	—	—	—	—	Other sorts	—	68	—	—	—	—
Empty	—	37	—	—	—	—	Carbide of calcium	—	69	—	—	—	—
Casein	—	—	—	506	—	—	Copperas (ferrous sulphate)	—	69	—	—	—	—
Castles (spices)	—	363	—	—	—	789	Copper sulphate	—	69	—	—	—	—
Cast steel :							Disinfectants :	—	—	—	—	—	—
Cast steel bars	—	255	—	—	—	—	Naphthalene	—	70	—	—	—	—
Tool steel, Carbon	—	255	—	—	—	—	Others	—	70	—	—	—	—
" High speed	—	254	—	—	—	—	Glycerine	—	71	—	—	—	—
Castor cake	—	—	—	613	—	—	Lead compounds :	—	—	—	—	—	—
" oil	—	—	—	606	—	—	Acetate	—	71	—	—	—	—
" seeds	—	—	—	634	—	—	Litharge	—	72	—	—	—	—
							Others	—	72	—	—	—	—

INDEX—continued

ARTICLES	EXPORTS						ARTICLES	EXPORTS					
	IMPORTS		INDIAN MERCHANDISE		FOREIGN MERCHANDISE			IMPORTS		INDIAN MERCHANDISE		FOREIGN MERCHANDISE	
	Abstract Tables	General Imports	Abstract Tables	General Exports	Abstract Tables	General Exports		Abstract Tables	General Imports	Abstract Tables	General Exports	Abstract Tables	General Exports
	Page	Page	Page	Page	Page	Page	Page	Page	Page	Page	Page	Page	
Chemicals, etc.—contd.							Oilships for the use of						
Magnesium compounds :							steamer, etc., engaged in						
Chloride		73		508			the foreign trade				511		734
Sulphate		73		—			Coal-mining machinery		818		—		—
Others		73		508			Coatings and Trouserings		429		—		—
Potassium compounds :							Coal-tar dyes (for details see						
Bichromate		74		—			under "Dyeing and Tan-						
Oblorate		74		—			nining substances")						
Cyanide of potassium		75		—			Cocaine		93		—		—
Saltpetre (potassium							Cochineal		100		—		739
nitrate)				507			Cocoa and chocolate		341		—		—
Other sorts		75		507			Coconuts		121		530		—
Soda compounds :							Coconut cake		—		613		—
Sodium bicarbonate		75		—			" kernel or copra		355		625		—
" bichromate		76		—			" oil		296		697		—
Borax		77		507			Cocoons		—		705		—
Caustic soda		77		—			Colliver oil		98		—		—
Sodium cyanide		78		—			Coffee (other than roasted or		87		—		735
" sulphide		78		—			ground)				611		—
" carbonate		78		—			Coin	875, 877	—	876, 877		—	
" sulphate		78		—			Coin, manufactured (enclud-						
" silicate		79		—			ing rope and belting)						
Other sorts		79		507			Coin yarn		—		512		—
Sulphur (Brimstone)		80		—			" mats and matting		—		513		—
Zinc compounds :							" other sorts		—		513		—
Chloride		81		—			" unmanufactured		88		512		—
Others		81		—			Coke		336, 323		510		—
Other sorts of chemicals		81		505		732	Colours, Paints and —		299		—		723
Oxides		363		647			Compositions, Paints, solu-		322		—		—
China clay		38		—			tions, and —		327		—		—
Chinese and Japanese ware							Composition, Polishes and —		327		—		—
(including lacquer-ware,							for application to leather		327		—		—
but excluding earthenware							" to metals		327		—		—
and porcelain)		38		—		732	Condensed and preserved,						
Chlorate, Potassium —		74		—			including milk Cream		245		—		—
Chocolate, Cocoa and —		341		—			Milk, —		—		—		—
Chromite (chrome iron ore)		—		588			Condiments, Pickles,						
Chutnies, Pickles, —, sauces,							chutnies, sauces, and —		346		—		—
and condiments		346		—			Condiments, Pickles,				625		—
Chutnies, Pickles, —, and							chutnies, and —		—		625		—
condiments		—		625			Confessionary		341		624		—
Older and other fermented							Control and switch gear		210		—		—
liquors		195		—		762	Copper (for details see under				—		—
Cigarettes		468		713			" Metals ")						
Cigars		468		713			Copperas		69		—		—
Cinchona bark		323		516			Copra, Coconut kernel or —		355		635		—
Cinematograph films		173		—			Coral		69		516		—
Cinnamon (spices)		363		648			Cordage and rope of vege-						
" oil		—		604			table fibre (including jute						
Circles (aluminium)		240		—			and cotton)		69		515		735
Citric acid		62		—			Coriander seed		—		630		—
Citronella		—		604			Coak manufactures		90		—		—
Clay		57		—			Cotton cake		—		613		—
Clocks and watches and parts							Cotton—(Textile) machinery:						
thereof :							Cotton bleaching and						
Clocks and time-pieces		54		—		739	dyeing machinery						
Watches		54		—		739	Cotton printing machinery						
Parts of clocks and						734	Cotton spinning machinery						
watches		85		—			Cotton weaving machinery						
Cloth, gunny (jute)		443		699			(vide major head—Mach-						
" hamp		446		—			inery and Millwork)						
Cloves (spices)		363		648		790	Cotton :						
Clove Oil		237		—			Raw		530		650		795
Coal and Coke :							Waste		381		661		—
Coal		86		509		734	Twist and yarn		331-398		652-668		795, 803
Coke		86		510			Manufactures—						
							Blankets		397		655		863
							Braids		397		—		—
							Canvas		398		659		796
							Handkerchiefs and						
							shawls in the piece :						
							Handkerchiefs		398		659		796
							Shawls		398		—		—

INDEX—continued

ARTICLES	IMPORTS		EXPORTS				ARTICLES	IMPORTS		EXPORTS			
	Abstract Tables	General Imports	INDIAN MERCHANDISE		FOREIGN MERCHANDISE			Abstract Tables	General Imports	INDIAN MERCHANDISE		FOREIGN MERCHANDISE	
			Abstract Tables	General Exports	Abstract Tables	General Exports				Abstract Tables	General Exports	Abstract Tables	General Exports
	Page	Page	Page	Page	Page	Page	Page	Page	Page	Page	Page	Page	
Rhodamine (Carthamines) of concentration of 15 per cent. and less	—	110	—	—	—	—	Ferro-manganese ore	—	—	—	588	—	—
Aniline salts	—	110	—	—	—	—	Ferruginous ore	—	—	—	595	—	—
Others	—	110	—	—	—	740	Fibre, for brushes and brooms	—	—	—	525	—	—
Aniline	—	104	—	—	—	740	Films, Cinematograph	—	178	—	—	—	—
Indigo, Synthetic	—	111	—	—	—	—	Firearms	—	40, 820	—	—	—	728, 859
Indigo	—	—	—	529	—	—	Firebricks	—	55, 822	—	—	—	—
Myrobalsam	—	—	—	520	—	—	Firewood	—	489	—	719	—	—
" extracts	—	112	—	521	—	—	Fireworks	—	116	—	—	—	743
Safflower	—	—	—	521	—	—	Fish (excluding canned fish):	—	—	—	—	—	—
Saffron	—	112	—	—	—	740	" dry, salted	—	119	—	526	—	743
Turmeric	—	—	—	522	—	—	" " unsalted	—	118	—	525	—	—
Other sorts, including lac-dye	—	112	—	523	—	741	" wet, salted (ngaps)	—	120	—	527	—	—
Dynamite	—	86	—	—	—	738	" other sorts	—	120	—	—	—	—
Earthenware and porcelain:	—	—	—	524	—	742	" oil	—	283	—	—	—	—
Earthenware:	—	—	—	—	—	—	Fishmaws and sharkfins	—	119	—	526	—	743
Pipes of earthenware	—	114	—	—	—	—	Fishing rods and lines (in- cluded with "sticks and whips")	—	—	—	—	—	—
Sanitary ware	—	114	—	—	—	—	Fish manures	—	235	—	582	—	—
Other kinds	—	115	—	—	—	—	Fishplates, Ralls, chairs and—(iron or steel) includ- ing those for railway	—	261, 836	—	—	—	—
Porcelain:	—	—	—	—	—	—	Fittings, Umbrella—	—	474	—	—	—	—
Electrical	—	116, 826	—	—	—	—	" Pipes and—cast (iron or steel)	—	261	—	591	—	772
Other kinds	—	116, 826	—	—	—	—	Fittings, Tubes and —wrought (iron or steel)	—	268	—	592	—	773
Electrical instruments (for details see under "Instru- ments, apparatus and appliances")	—	—	—	—	—	—	Flannel and Gannettes: (see under Cotton)	—	—	—	—	—	—
" machinery (for details see under "Machi- nery and millwork")	—	—	—	—	—	742	Fish lights, including torch lights, pocket lamps, etc.	—	164	—	—	—	—
Electroplated ware	—	117	—	—	—	—	Flax:	—	—	—	—	—	—
Engine and Boiler, Packing—	—	209	—	—	—	—	Raw	—	440	—	686	—	—
Engines Gas—(other than locomotives)	—	207	—	—	—	—	Twist and yarn	—	441	—	—	—	—
" Oil—(locomotives)	—	204	—	—	—	—	Manufactures—	—	—	—	—	—	—
" Oil—(other than locomotives)	—	207	—	—	—	—	Canvas	—	441, 845	—	—	—	803
" Steam—(locomotives)	—	205	—	—	—	—	Piece goods	—	441, 845	—	686, 856	—	—
" Steam—(other than locomotives)	—	200, 831	—	—	—	—	Thread, sewing	—	442	—	—	—	803, 863
Engravings—See "Prints, engravings and pictures"	—	—	—	—	—	—	Other sorts	—	442, 845	—	—	—	782
Envelopes imported sepa- rately	—	817	—	—	—	—	Floor-cloth, Oil-cloth and—	—	208	—	—	—	—
Envelopes, Writing-paper and—	—	817, 841	—	—	—	783	Flour mill machinery, Rice and—	—	221	—	—	—	—
Essential oils	—	288	—	604	—	779	Flour, rice	—	140	—	548	—	—
" seeds (for details see under "Seeds")	—	—	—	—	—	—	" wheat	—	141	—	548	—	—
Eucalyptus oil	—	287	—	—	—	—	Fodder, Bran, and Pollards (excluding oilcake)	—	121	—	—	—	—
Fabrics, cotton knitted	—	81	—	—	—	—	Rice bran	—	—	—	527	—	—
Fabrics containing gold and silver thread.	—	466	—	—	—	—	Other sorts of bran and pollards	—	—	—	528	—	—
Fans, Electric—and parts thereof	—	189	—	—	—	—	Rice meal and dust	—	—	—	529	—	—
Farina and potato flour	—	366	—	—	—	—	Other sorts of fodder	—	—	—	—	—	—
Farinaceous foods	—	342	—	—	—	—	Foods, Farinaceous—	—	342	—	—	—	—
Feathers	—	—	—	525	—	—	Frankincense, Oilbanum or—	—	145	—	553	—	781
Fennel seed	—	—	—	681	—	—	French chalk	—	61	—	—	—	—
Fennugreek seed	—	—	—	682	—	—	Fruits and Vegetables	—	—	—	—	—	—
Formulated liquors, Other and other—	—	195	—	—	—	762	Fresh Fruits:	—	—	—	—	—	—
Forks of all descriptions	—	—	—	—	—	800	Coconuts	—	121	—	530	—	—
" not exceeding 4 yds. in length.	—	440	—	—	—	—	Other sorts	—	122	—	530	—	—
" not more than 9 yds. in length	—	435	—	—	—	—	Fresh vegetables of all kinds	—	122	—	—	—	744
" others	—	435	—	—	—	—	Onions	—	—	—	531	—	—
	—	—	—	—	—	—	Others	—	—	—	531	—	—

INDEX—continued

ARTICLES	EXPORTS						ARTICLES	EXPORTS					
	IMPORTS		INDIAN MERCHANDISE		FOREIGN MERCHANDISE			IMPORTS		INDIAN MERCHANDISE		FOREIGN MERCHANDISE	
	Abstract Tables	General Imports	Abstract Tables	General Exports	Abstract Tables	General Exports		Abstract Tables	General Imports	Abstract Tables	General Exports	Abstract Tables	General Exports
	Page	Page	Page	Page	Page	Page		Page	Page	Page	Page	Page	Page
Fruits and Vegetables: dried, salted, etc.—	—	—	—	532	—	—	Grain, Pulse, and Flour:	—	—	—	—	—	—
Almonds	—	124	—	—	—	—	Barley	—	128	—	535, 852	—	—
Currants and raisins	—	124	—	—	—	—	Beans (dry)	—	128	—	537	—	—
Dates	—	125	—	—	—	—	Gram	—	128	—	538, 852	—	—
Other sorts	—	126	—	—	—	—	Jowar and baġra	—	130	—	536	—	—
Fuel oils	—	289	—	—	—	—	Kentils	—	—	—	530	—	—
Funnels, globes, and glass parts of lamps	—	124	—	—	—	—	Maise	—	—	—	527	—	—
Furniture and cabinetware:	—	—	—	—	—	—	Peas	—	—	—	527	—	—
Bedsteads	—	128	—	—	—	—	Pulse, other sorts	—	139	—	527	—	—
Furniture of wood (other than bedsteads)	—	129	—	—	—	—	Rice in the husk (Paddy)	—	140	—	541	—	—
Furniture of other materials (other than bedsteads)	—	130	—	524	—	746	Rice not in the husk:	—	140	—	—	—	—
Mouldings	—	130	—	—	—	—	Buffed rice	—	—	—	542	—	—
Fuse, blasting	—	28	—	—	—	—	Cleaned rice	—	—	—	543	—	—
Galangal	—	—	—	516	—	—	Broken cleaned rice	—	—	—	545	—	—
Galvanized (iron or steel). Sheets and plates—	—	248, 837	—	522	—	772	Other sorts	—	—	—	545	—	—
Gambier. Cutch and—	—	101	—	519	—	729	Total rice not in the husk	—	—	—	546, 852	—	749
Games. Toys and requisites for—and sports	—	471	—	715	—	313	" " Sour	—	140	—	548	—	—
Gas engines	—	207	—	—	—	—	Wheat	—	141	—	548, 852	—	749
Gelatine	—	121	—	—	—	—	" Sour	—	141	—	549, 853	—	—
Gelatine dynamite	—	29	—	—	—	—	Other sorts	—	142	—	550, 853	—	749
Generators	—	210	—	—	—	—	Gram	—	128	—	538, 852	—	—
German-silver	—	251	—	—	—	—	Graphite	—	300	—	617	—	—
Ghi	—	244	—	624	—	—	Graphite crucibles	—	148	—	—	—	—
Gin	—	195	—	—	—	—	Greece	—	275	—	—	—	—
Ginger	—	264	—	648	—	—	Groundnut cake	—	—	—	615	—	—
Gingergrass oil	—	—	—	606	—	—	" oil	—	206	—	607	—	—
Girders, Beams, pillars, and bridge work of iron or steel	—	258	—	—	—	—	Groundnut seeds	—	225	—	626	—	—
Glass and glassware	—	—	—	525	—	—	Guano. Fish manure and—	—	—	—	523	—	—
Bangles	—	122	—	—	—	—	Gums and Resins:	—	—	—	—	—	—
Beads and false pearls	—	122	—	—	—	747	Arabic	—	143	—	552	—	750
Bottles and phials:	—	123, 826	—	—	—	747	Benjamin	—	144	—	553	—	750
Sodawater bottles	—	123	—	—	—	—	Dammer (Resin)	—	144	—	—	—	—
Others	—	123	—	—	—	—	Olibanum or frankincense	—	145	—	558	—	751
Funnels, globes, and glass parts of lamps	—	124	—	—	—	—	Rosin	—	145	—	553	—	751
Scientific glassware	—	125	—	—	—	—	Other sorts	—	146	—	553	—	752
Sheet and plate	—	125	—	—	—	747	Gunny bags (Jute)	—	448	—	694	—	—
Tableware (including decanters, etc.)	—	125	—	—	—	—	" cloth	—	448	—	699	—	—
Other glassware	—	126, 827	—	—	—	748, 860	Gunpowder, black	—	41	—	—	—	—
Glue	—	127	—	—	—	—	" smokeless	—	41	—	—	—	—
Glow lamps, electric	—	162	—	—	—	—	Haberdashery and millinery:	—	—	—	—	—	—
Glycerine	—	71	—	—	—	—	Made up cotton goods, e.g., quilts, bed, covers, counterpanes, etc.	—	—	—	686	—	804
Goat skins (dressed or tanned)	—	—	—	574	—	—	Other sorts	—	—	—	686	—	—
" " (raw)	—	—	—	556	—	—	Lace and embroidery	—	443	—	—	—	—
Goats, Sheep and—	—	—	—	497	—	—	Ribbons	—	443	—	—	687	—
Gold	—	—	—	—	—	—	Towels not in the piece	—	444	—	—	—	804
Gold and silver plate (Jewellery)	—	875, 876, 882	—	875, 883	—	—	Other sorts	—	444	—	—	—	—
" " " thread	—	83	—	—	—	—	Hair of all kinds	—	147	—	—	—	—
Goods of Cotton mixed with other materials	—	437	—	—	—	—	Hair. Manufactures of—	—	147	—	—	—	—
" of silk mixed with other materials	—	451	—	706	—	806	Kama. Bacon and—	—	266	—	—	—	—
" of wool mixed with other materials	—	459	—	—	—	—	Handkerchiefs and shawls to the piece (cotton)	—	308	—	669	—	796
" of artificial silk mixed with other materials	—	464	—	—	—	—	Handkerchiefs	—	308	—	—	—	—
							Shawls	—	308	—	—	—	—
							Hardware and cutlery, including agricultural implements and plated-ware	—	827	—	554, 859	—	860
							Hardware, excluding cutlery and electro-plated ware: Agricultural implements	—	148	—	—	—	755
							Buckets of tinned or galvanized iron	—	148	—	—	—	—

INDEX—continued

ARTICLES	IMPORTS		EXPORTS				ARTICLES	IMPORTS		EXPORTS			
	Abstract Tables	General Imports	INDIAN MERCHANDISE		FOREIGN MERCHANDISE			Abstract Tables	General Imports	INDIAN MERCHANDISE		FOREIGN MERCHANDISE	
			Abstract Tables	General Exports	Abstract Tables	General Exports				Abstract Tables	General Exports	Abstract Tables	General Exports
Page	Page	Page	Page	Page	Page	Page	Page	Page	Page	Page	Page	Page	
Hardware, excluding cutlery and electroplated ware—contd.													
Builder's hardware, such as locks, etc.	—	149	—	—	—	—	Ingot, blooms, billets, and slabs (steel)	—	256	—	—	—	—
Domestic hardware (other than enamelled ironware)	—	149	—	—	—	—	" Tiles, —, cakes, and bricks and slabs of unwrought copper	—	247, 833	—	854	—	769, 862
Enamelled ironware	—	150	—	—	—	—	Instruments, apparatus, and appliances, and parts thereof:—	—	—	—	853	—	861
Gas mantles	—	150	—	—	—	—	Electrical:	—	—	—	—	—	754
Implements and tools (other than agricultural implements, etc.)	—	151	—	—	—	—	Electric fans and parts thereof	—	159	—	—	—	—
Lamps, metal	—	152	—	—	—	—	Electric wires and cables:	—	—	—	—	—	—
" glass	—	152	—	—	—	—	Rubber, insulated	—	159	—	—	—	—
Parts of lamps other than glass	—	153	—	—	—	—	Insulations, other than rubber	—	160	—	—	—	—
Safes and strong boxes of metal	—	153	—	—	—	—	Telegraph and telephone wires and cables	—	160	—	—	—	—
Stoves	—	153	—	—	—	—	Bare Copper wire (Electrolytic)	—	160	—	—	—	—
Other sorts	—	154	—	—	—	—	Telegraph and telephone instruments, and apparatus	—	162	—	—	—	—
Harmoniums, Organs and—	—	173	—	—	—	—	Electric lamps and parts thereof:	—	—	—	—	—	—
Harness, Saddlery and—	—	191, 830	—	578	—	—	Electric glow lamps:	—	162	—	—	—	—
Hats, caps, bonnets, and Hatter's ware	—	33	—	—	—	—	Gas filled electric bulbs	—	163	—	—	—	—
Hatter's ware. Hats, caps, bonnets, and —	—	33	—	—	—	—	Vacuum electric bulbs	—	163	—	—	—	—
Hay (included with "Fodder, etc.")	—	—	—	—	—	—	Electric bulbs for automobiles	—	163	—	—	—	—
Hemp:	—	—	—	—	—	—	Electric bulbs for torches	—	164	—	—	—	—
Raw	—	445	—	637	—	—	Wireless valves	—	164	—	—	—	—
Manufactures (excluding cordage):	—	—	—	—	—	—	Flash lights including torch lights, pocket lamps, etc.	—	164	—	—	—	—
Bags and sacks	—	440	—	—	—	—	Automobile lighting lamps	—	165	—	—	—	—
Cloth	—	446	—	—	—	—	Standard lighting lamps	—	165	—	—	—	—
Other sorts	—	440	—	—	—	—	Other sorts	—	166	—	—	—	—
Hides and Skins, raw:	—	—	—	—	—	—	Parts and accessories of electric lamps	—	166	—	—	—	—
Hides, raw:	—	—	—	—	—	—	Batteries	—	167	—	—	—	—
Buffalo hides	—	156	—	555	—	—	Carbons, electric (including furnace electrodes)	—	168	—	—	—	—
Cow hides	—	156	—	556	—	—	Accumulators (including parts)	—	168	—	—	—	—
Calf skins—	—	—	—	—	—	—	Condensers, electric	—	168	—	—	—	—
Buffalo calf skins	—	—	—	557	—	—	Electric bell apparatus (not telegraphic or telephonic)	—	169	—	—	—	—
Cow calf skins	—	—	—	557	—	—	Electric lighting, accessories and fittings (including switches)	—	169	—	—	—	—
Other hides	—	—	—	558	—	—	Electrical instruments (other than telegraphic and telephonic):	—	169	—	—	—	—
Skins, raw:	—	—	—	—	—	—	Meters	—	170	—	—	—	—
Goat skins	—	156	—	559	—	—	Others	—	170	—	—	—	—
Sheep skins	—	156	—	560	—	—	Electro-medical apparatus (including X-ray apparatus)	—	170	—	—	—	—
Other skins	—	156	—	561	—	—	Switch boards (other than telegraph and telephone)	—	171	—	—	—	—
Cuttings of hides and skins (raw)	—	—	—	563	—	—	Electrical goods and apparatus not enumerated	—	171	—	—	—	—
Hides, tanned or dressed:	—	—	—	—	—	—	Musical:	—	828	—	504	—	—
Buffalo hides	—	—	—	571	—	—	Organs and Harmoniums, complete	—	173	—	—	—	—
Cow hides	—	187	—	572	—	—	Pianos and piano players, complete	—	173	—	—	—	—
Calf skins	—	—	—	572	—	—	Talking machines and accessories:	—	—	—	—	—	—
Other hides	—	—	—	573	—	—	Talking Machines	—	174	—	—	—	—
High speed. Tool steel	—	254	—	—	—	—	Records	—	174	—	—	—	765
Hoops and strips (iron or steel)	—	259, 836	—	590	—	—	Accessories	—	175	—	—	—	—
Hoops	—	158	—	—	—	—	Other sorts	—	176	—	—	—	756
Ironmeal	—	235	—	583	—	—	Optical	—	177	—	—	—	756
Horns, tips and pieces of horn	—	158	—	504	—	—	Photographic	—	828	—	—	—	756
Horses	—	39	—	497	—	—	Cinematograph films:	—	—	—	—	—	—
Hosiery (cotton)	—	399, 844	—	670	—	—	Raw	—	178	—	—	—	—
" (wool)	—	455, 846	—	—	—	—	Exposed	—	178	—	—	—	—
" (silk)	—	452	—	—	—	—	Photographic (other than cinematograph films)	—	179	—	—	—	—
" (artificial silk)	—	462	—	—	—	—	Scientific and philosophical	—	181	—	—	—	—
Household and laundry soap	—	359	—	—	—	—	Surgical	—	181	—	—	—	—
Woolen	—	107	—	520	—	—	Wireless apparatus	—	182	—	—	—	—
" synthetic	—	111	—	—	—	—							
Ingots, blooms, and bars (aluminium)	—	239	—	—	—	—							

INDEX—continued

ARTICLES	IMPORTS		EXPORTS				ARTICLES	IMPORTS		EXPORTS			
	Abstract Tables	General Imports	INDIAN MERCHANDISE		FOREIGN MERCHANDISE			Abstract Tables	General Imports	INDIAN MERCHANDISE		FOREIGN MERCHANDISE	
			Abstract Tables	General Exports	Abstract Tables	General Exports				Abstract Tables	General Exports		
struments, apparatus, etc. —contd.	Page	Page	Page	Page	Page	Page	Page	Page	Page	Page	Page	Page	
Electrical—contd.													
Other kinds	—	182, 829	—	868	—	757							
Iron (for details see under "Metals")													
Iron or steel (for details see under "Metals")													
Ironware, Enamelled	—	150	—	—	—	—							
Ivory, unmanufactured	—	184	—	565	—	758							
" manufactured	—	184	—	565	—	759							
Jaconets including Madapollams, Mulls, and Cambrics (Grey)													
" Madapollams, Mulls, Cambrics and Muslins (White)	—	—	—	—	—	—							
" (Coloured) (included with "Cambrics, etc.")	—	—	—	—	—	—							
" (classified under cotton goods)	—	—	—	—	—	—							
Jadestone	—	—	—	506	—	—							
Jams and jellies	—	344	—	—	—	—							
Japanese ware, Chinese and—	—	83	—	—	—	783							
Jarrah wood	—	489	—	—	—	—							
Jowar and bájra	—	139	—	536	—	—							
Jean. Drills and—													
Grey	—	—	—	—	—	—							
White	—	—	—	—	—	—							
Coloured (classified under cotton goods)	—	—	—	—	—	—							
Jellies, Jams and—													
Jewellery, also plate of gold and silver	—	344	—	—	—	—							
Jewellery	—	185	—	566	—	759							
Plate of gold and silver.	—	185	—	566	—	759							
Jinjili. Til or— (Sesamum) oil	—	—	—	609	—	—							
" Til or— seed	—	356	—	630	—	—							
Jute—(Textile) machinery	—	227	—	—	—	—							
" raw	—	447	—	688	—	—							
" twist and yarn	—	447	—	688	—	—							
Jute—manufactures :													
Canvas	—	447	—	690	—	—							
Gunny bags (Total)	—	448	—	694	—	—							
Gunny cloth (Total)	—	448	—	699	—	—							
Hessian gunny bags	—	—	—	698	—	—							
Hessian gunny cloth	—	—	—	697	—	—							
Rope and twine	—	448	—	700	—	—							
Sacking gunny bags	—	—	—	699	—	—							
Sacking gunny cloth	—	—	—	699	—	—							
Other kinds	—	449	—	701	—	—							
Kapok	—	—	—	567	—	—							
Kernel or copra, Coconut—													
Kerosene oil (in bulk)	—	289	—	606	—	779							
" " (in tins)	—	290	—	606	—	779							
Keys, Sloopers and— of steel and iron (Railway)	—	268, 837	—	—	—	—							
Knitting, Sewing and— machines	—	222	—	—	—	—							
" Parts of sewing and — machines	—	223	—	—	—	—							
" wool. Yarn and—	—	456	—	—	—	—							
Lac:													
Button	—	187	—	567	—	—							
Beed	—	186	—	568	—	—							
Shell	—	187	—	568	—	—							
Stick	—	186	—	569	—	—							
Other kinds (excluding Lac-dye)	—	187	—	570	—	—							
Lace and embroidery (haberdashery)													
Lace and patent net (cotton)	—	401	—	—	—	797							
Lacquered-ware of Foreign manufacture (included with "Chinese and Japanese ware, etc.")	—	—	—	—	—	—							
Lacquered-ware of Indian manufacture	—	—	—	—	—	—				571	—	—	
Lampets	—	34	—	—	—	—				—	—	—	
Lamps, Glow (for details see Instruments Electrical)—													
" glass	—	152	—	—	—	—				—	—	—	
" metal	—	152	—	—	—	—				—	—	—	
Lard	—	345	—	625	—	—				—	—	—	
Launches and boats (included with "Ships, etc.")													
Laundry soap, Household and—	—	259	—	—	—	—				—	—	—	
Lavender oil	—	287	—	—	—	—				—	—	—	
Lead (for details see under "Metals")													
Leather—													
Hides, tanned or dressed :													
Buffalo hides	—	—	—	—	—	—				571	—	—	
Cow hides	—	—	—	—	—	—				572	—	—	
Calf skins	—	—	—	—	—	—				573	—	—	
Buffalo Calf skins	—	—	—	—	—	—				573	—	—	
Cow Calf skins	—	—	—	—	—	—				573	—	—	
Other hides	—	—	—	—	—	—				573	—	—	
Leather, cloth (including Artificial leather)													
" belting	—	189	—	—	—	—				575	—	—	
Skins, tanned or dressed :													
Goat skins	—	—	—	—	—	—				574	—	—	
Sheep skins	—	—	—	—	—	—				575	—	—	
Other skins	—	—	—	—	—	—				575	—	—	
Unwrought:	—	198, 830	—	—	—	—				577, 854	—	701	
Manufactures (excluding boots and shoes and belting for machinery):													
Bags and trunks	—	189	—	—	—	—				578	—	—	
Belting	—	—	—	—	—	—				578	—	—	
Pickers	—	190	—	—	—	—				—	—	—	
Picking bands and straps	—	190	—	—	—	—				—	—	—	
Roller skins	—	190	—	—	—	—				—	—	—	
Saddlery and harness	—	191, 890	—	—	—	—				578	—	—	
Other sorts	—	191, 890	—	—	—	—				579, 854	—	—	
Leather tanning and curing machinery	—	217	—	—	—	—				—	—	—	
Lemon oil	—	293	—	—	—	—				—	—	—	
Lentils	—	—	—	—	—	—				590	—	—	
Lime, Oilalk and— (excluding French chalk)	—	67	—	—	—	—				508	—	—	
Linseed cake	—	—	—	—	—	—				614	—	—	
Linseed oil	—	395	—	—	—	—				608	—	71	
" seed	—	355	—	—	—	—				636	—	—	
Liqueurs	—	196	—	—	—	—				—	—	—	
Liquors :													
Ale, beer, and porter :	—	880	—	—	—	—				580	—	—	
Ale and beer :										854	—	75	
in bottle	—	198	—	—	—	—				—	—	—	
in bulk	—	198	—	—	—	—				—	—	—	
Stout and porter :										—	—	—	
in bottle	—	194	—	—	—	—				—	—	—	
in bulk	—	194	—	—	—	—				—	—	—	
Older and other fermented liquors	—	195	—	—	—	—				—	—	—	

INDEX—continued

ARTICLES	IMPORTS		EXPORTS				ARTICLES	IMPORTS		EXPORTS			
	Abstract Tables	General Imports	INDIAN MERCHANDISE		FOREIGN MERCHANDISE			Abstract Tables	General Imports	INDIAN MERCHANDISE		FOREIGN MERCHANDISE	
			Abstract Tables	General Exports	Abstract Tables	General Exports				Abstract Tables	General Exports	Abstract Tables	General Exports
	Page	Page	Page	Page	Page	Page	Page	Page	Page	Page	Page	Page	
Liquors— <i>contd.</i>													
Spirit—													
Brandy	—	195	—	—	—	762	—	—	—	—	—	—	
Gin	—	195	—	—	—	—	—	—	—	—	—	—	
Liqueurs	—	196	—	—	—	—	—	—	—	—	—	—	
Rum	—	196	—	—	—	—	—	—	—	—	—	—	
Whisky	—	197	—	580, 864	—	762	—	—	—	—	—	756	
Spirit, present in drugs, medicines, or chemicals	—	197	—	—	—	—	—	—	—	—	—	—	
Spirit, perfumed	—	197	—	—	—	—	—	—	—	—	—	—	
„ denatured	—	198	—	—	—	—	—	—	—	—	—	—	
Other sorts of spirit	—	199	—	—	—	763	—	—	—	—	—	—	
Wines—													
Champagne and other sparkling wines	—	200	—	—	—	764	—	—	—	—	—	—	
Port	—	200	—	—	—	764	—	—	—	—	—	—	
Still red wines other than port	—	201	—	—	—	—	—	—	—	—	—	—	
Sherry, Madeira, and Marsala	—	201	—	—	—	—	—	—	—	—	—	—	
Still white wines (other than sherry, Madeira, and Marsala)	—	202	—	—	—	764	—	—	—	—	—	—	
Other sorts (including Vermouth and ginger wine)	—	202	—	—	—	764	—	—	—	—	—	—	
Other sorts of liquors	—	—	—	580	—	867	—	—	—	—	—	—	
Lithographing materials, printing and — (excluding paper) (see "Printing and Lithographing machinery, etc.")	—	—	—	—	—	—	—	—	—	—	—	—	
Lithophones—													
Dry	—	308	—	—	—	—	—	—	—	—	—	—	
White moist	—	308	—	—	—	—	—	—	—	—	—	—	
Locomotive engines and tenders (railway) and parts thereof	—	—	—	—	—	—	—	—	—	—	—	—	
Locomotives (excluding those for railways)	—	—	—	—	—	—	—	—	—	—	—	—	
„ details (see under "machinery")	—	—	—	—	—	—	—	—	—	—	—	—	
Longcloth and Shirtings :													
Grey	—	—	—	—	—	—	—	—	—	—	—	—	
„ White) (see under cotton goods)	—	—	—	—	—	—	—	—	—	—	—	—	
Lubricating oils :													
Batching oils	—	200	—	—	—	—	—	—	—	—	—	—	
Other lubricating oils	—	201	—	—	—	—	—	—	—	—	—	—	
Machinery and Millwork :													
Prime movers (other than electrical) :													
Locomotives (including those for railways)	—	—	—	—	—	766	—	—	—	—	—	—	
Oil engines	—	204	—	—	—	—	—	—	—	—	—	—	
Parts of oil engines	—	205	—	—	—	—	—	—	—	—	—	—	
Steam engines	—	205	—	—	—	—	—	—	—	—	—	—	
Parts of steam engine Railway Locomotive Engines and tenders and parts	—	206, 881	—	—	—	—	—	—	—	—	—	—	
Others	—	206	—	—	—	766	—	—	—	—	—	767	
Other than Locomotives :													
Gas engines	—	207	—	—	—	—	—	—	—	—	—	—	
Parts of gas engines	—	207	—	—	—	—	—	—	—	—	—	—	
Oil-engines	—	207	—	—	—	—	—	—	—	—	—	—	
Parts of oil engines	—	208	—	—	—	—	—	—	—	—	—	—	
Steam engines	—	209, 881	—	—	—	—	—	—	—	—	—	—	
Parts of steam engines	—	209	—	—	—	—	—	—	—	—	—	—	
Others	—	209	—	—	—	—	—	—	—	—	—	—	
Machinery and Millwork— <i>contd.</i>													
Electrical machinery of all kinds :													
Control and Switchgear Generators, Alternators and dynamos	—	210	—	—	—	—	—	—	—	—	—	—	
Motors	—	211	—	—	—	—	—	—	—	—	—	—	
Transformers	—	212	—	—	—	—	—	—	—	—	—	—	
Turbo-generating sets	—	212	—	—	—	—	—	—	—	—	—	—	
Other kinds	—	212	—	—	—	—	—	—	—	—	—	—	
Machinery, not being prime movers :													
Aerated water making machinery	—	214	—	—	—	—	—	—	—	—	—	—	
Agricultural machinery : Agricultural tractors and parts	—	214	—	—	—	—	—	—	—	—	—	—	
Ploughs and parts	—	215	—	—	—	—	—	—	—	—	—	—	
Other sorts	—	215	—	—	—	—	—	—	—	—	—	—	
Bollers	—	216	—	—	—	—	—	—	—	—	—	—	
Boot and shoe manufacturing machinery	—	217	—	—	—	—	—	—	—	—	—	—	
Leather tanning and curing machinery	—	217	—	—	—	—	—	—	—	—	—	—	
Metal working machinery	—	218	—	—	—	—	—	—	—	—	—	—	
Mining machinery :													
Coal	—	218	—	—	—	—	—	—	—	—	—	—	
Other sorts	—	218	—	—	—	—	—	—	—	—	—	—	
Oil crushing and refining machinery	—	219	—	—	—	—	—	—	—	—	—	—	
Paper mill machinery	—	220	—	—	—	—	—	—	—	—	—	—	
Pumping machinery	—	220	—	—	—	—	—	—	—	—	—	—	
Refrigerating machinery	—	221	—	—	—	—	—	—	—	—	—	—	
Rice and flour mill machinery	—	221	—	—	—	—	—	—	—	—	—	—	
Saw mill and wood working machinery	—	222	—	—	—	—	—	—	—	—	—	—	
Sewing and knitting machinery and parts—													
Sewing and knitting machines	—	223	—	—	—	—	—	—	—	—	—	—	
Parts of sewing and knitting machines	—	223	—	—	—	—	—	—	—	—	—	—	
Sugar machinery	—	223	—	—	—	—	—	—	—	—	—	—	
Tea machinery	—	224	—	—	—	—	—	—	—	—	—	—	
Textile machinery :													
Cotton :													
Cotton bleaching and dyeing machinery	—	224	—	—	—	—	—	—	—	—	—	—	
Cotton printing machinery	—	225	—	—	—	—	—	—	—	—	—	—	
Cotton spinning machinery	—	225	—	—	—	—	—	—	—	—	—	—	
Cotton weaving machinery	—	225	—	—	—	—	—	—	—	—	—	—	
Cotton, other sorts	—	226	—	—	—	—	—	—	—	—	—	—	
Jute	—	227	—	—	—	—	—	—	—	—	—	—	
Shuttles (excluding those for sewing machines)	—	227	—	—	—	—	—	—	—	—	—	—	
Wool machinery	—	228	—	—	—	—	—	—	—	—	—	—	
Other sorts	—	228	—	—	—	—	—	—	—	—	—	—	
Typewriters	—	229	—	—	—	—	—	—	—	—	—	—	
Parts of Typewriters	—	230	—	—	—	—	—	—	—	—	—	—	
Other sorts of machinery	—	230, 882	—	—	—	—	—	—	—	—	—	—	
Madapollams (grey and white) (included with "Jaconets, etc.")	—	—	—	—	—	—	—	—	—	—	—	—	
„ „ (coloured) (included with "Cambrie, etc.")	—	—	—	—	—	—	—	—	—	—	—	—	
Madeira and Marsala, Sherry	—	201	—	—	—	—	—	—	—	—	—	734	
Maise	—	—	—	—	—	—	—	—	—	587	—	—	
Manganese ore	—	—	—	—	—	—	—	—	—	594	—	—	

INDEX—continued

ARTICLES	IMPORTS		EXPORTS				ARTICLES	IMPORTS		EXPORTS			
	Abstract Tables	General Imports	INDIAN MERCHANDISE		FOREIGN MERCHANDISE			Abstract Tables	General Imports	INDIAN MERCHANDISE		FOREIGN MERCHANDISE	
			Abstract Tables	General Exports	Abstract Tables	General Exports				Abstract Tables	General Exports	Abstract Tables	General Exports
	Page	Page	Page	Page	Page	Page	Page	Page	Page	Page	Page	Page	
Oil-cloth and floor-cloth	—	299	—	—	—	782	Vegetable, non-essential— <i>contd.</i>	—	—	—	—	—	—
Oil crushing and refining machinery	—	210	—	—	—	—	Cotton seed	—	—	—	608	—	—
Oil-engines (locomotives)	—	204	—	—	—	—	Groundnut	—	290	—	608	—	—
" (other than loco- motives)	—	207	—	—	—	—	Linseed	—	290	—	608	—	780
Oils :							Mustard or rape	—	—	—	609	—	—
Animal :							Sesamum (oil or flint)	—	—	—	609	—	—
Fish oil	—	283	—	—	—	—	Other sorts	—	297	—	610	—	78
Fish or whale oil, hardened	—	284	—	—	—	—	Oleaceae	—	299	—	—	—	—
Others	—	284	—	—	—	—	Caster	—	—	—	612	—	—
Other kinds	—	285	—	—	—	—	Coconut	—	—	—	612	—	—
Essential :							Cotton	—	—	—	612	—	—
Synthetic	—	285	—	—	—	—	Groundnut	—	—	—	614	—	—
Natural :							Linseed	—	—	—	614	—	—
Almond	—	286	—	—	—	—	Rape and Sesamum	—	—	—	615	—	—
Bergamot	—	286	—	—	—	—	Others	—	—	—	615	—	—
Cajuputi	—	286	—	—	—	—	Old newspaper	—	318	—	—	—	—
Camphor	—	286	—	—	—	—	Olibanum or frankincense	—	148	—	648	—	761
Cinnamon	—	—	—	—	—	—	Omnibuses (Motor)	—	488	—	—	—	—
Citronella	—	—	—	—	—	—	Onions	—	—	—	681	—	—
Cloves	—	287	—	—	—	—	Opium	—	300	—	616,855	—	—
Dill	—	287	—	—	—	—	Opium and other dangerous drugs	—	867—870	—	873— 874	—	871— 872
Eucalyptus	—	287	—	—	—	—	I. Narcotic Drugs, res- tricted (under the Dan- gerous Drugs Conven- tion, 1925)—						
Ginger grass	—	—	—	—	—	—	(a) Opium, crude and manufactured	—	867	—	872	—	871
Lavender	—	287	—	—	—	—	(b) Morphine and diac- etylmorphine (heroin) and their salts	—	867	—	874	—	871
Lemon	—	288	—	—	—	—	(c) Preparations contain- ing (a) and / or (b) above, except prepara- tions containing no heroin and not more than 0.2 per cent. of morphine, which are unrestricted	—	867	—	874	—	871
Lemongrass	—	—	—	—	—	—	(d) Eucodal (Hydrochlo- rate of dihydroxy- codinon) and dico- dide (Hydrocodinon), and their salts and preparations	—	868	—	874	—	871
Otto Rose	—	288	—	—	—	—	(e) Coca leaves, crude cocaine, and ego- nine	—	868	—	874	—	871
Palma Rosa	—	—	—	—	—	—	(f) Cocaine and its salts	—	868	—	874	—	872
Peppermint	—	288	—	—	—	—	(g) Preparations contain- ing (f) above in which the amount of cocaine exceeds 0.1 per cent.	—	869	—	874	—	871
Sandalwood	—	—	—	—	—	—	(A) Indian hemp and its galenical prepara- tions (extract and tincture)	—	869	—	874	—	871
Thymol	—	—	—	—	—	—	(s) Diacide and ben- zoyl-morphine and other esters of mor- phine	—	869	—	874	—	872
Other sorts	—	288	—	—	—	—	II. Narcotic Drugs, un- restricted	—	870	—	874	—	872
Mineral :							Optical instruments	—	177	—	—	—	766
Dangerous petroleum flashing below 76° F.	—	—	—	—	—	—	Ore :						
Benzine and petrol	—	—	—	—	—	—	Chromite	—	—	—	—	—	—
Fuel oils	—	290	—	—	—	—	Iron	—	—	—	—	—	—
Oil fuel shipped for the use of steamers engaged in the foreign trade	—	—	—	—	—	—	Iron or steel	—	—	—	—	—	—
Kerosene (in bulk)	—	290	—	—	—	—	Lead	—	—	—	—	—	—
" (in tin)	—	291	—	—	—	—	Manganese	—	—	—	—	—	—
Lubricating oils :							Ferruginous Manganese	—	—	—	—	—	—
Batching oils	—	291	—	—	—	—	Tin	—	—	—	—	—	—
Other lubricating oils	—	292	—	—	—	—	Wolfram	—	—	—	—	—	—
Oil lubricating shipped in air craft, etc.	—	—	—	—	—	—	Unenumerated (Vide Metals and Ores)	—	—	—	—	—	—
Petroleum Dangerous flashing below 76° F.—Benzine, Benzol and Petrol	—	292	—	—	—	—							
Petrol shipped in air craft for consumption during the outward journey	—	—	—	—	—	—							
Paints solutions, and compositions, flashing below 76° F.	—	293	—	—	—	—							
White oil	—	293	—	—	—	—							
Other kinds	—	294	—	—	—	—							
Mineral Grease (including Petroleum Jelly)	—	295	—	—	—	—							
Turkey red oil	—	295	—	—	—	—							
Vegetable, non-essential—													
Caster	—	—	—	—	—	—							
Coconut	—	296	—	—	—	—							

INDEX—continued

ARTICLES	IMPORTS		EXPORTS				ARTICLES	IMPORTS		EXPORTS			
	Abstract Tables	General Imports	INDIAN MERCHANDISE		FOREIGN MERCHANDISE			Abstract Tables	General Imports	INDIAN MERCHANDISE		FOREIGN MERCHANDISE	
			Abstract Tables	General Exports	Abstract Tables	General Exports				Abstract Tables	General Exports	Abstract Tables	General Exports
	Page	Page	Page	Page	Page	Page	Page	Page	Page	Page	Page	Page	
Organs and Harmoniums	—	178	—	—	—	—	Paper and pasteboard—contd.	—	—	—	—	—	
Ornamental wood (for details see under "Wood")	—	—	—	—	—	—	Pastecard, millboard and cardboard of all kinds :	—	842	—	619	—	784
Other textiles :	—	—	—	—	—	—	Straw boards	—	321	—	—	—	—
Manufactured	—	467	—	712	—	811	Other kinds	—	321	—	—	—	—
Raw	—	467	—	711	—	811	Manufactures of pasteboard, millboard and cardboard	—	322	—	—	—	—
Otto rose oil	—	288	—	—	—	—	Paper making materials :	—	—	—	620	—	—
Oxalic acid	—	68	—	—	—	—	Pulp of wood	—	324	—	—	—	—
Packing, Engine and Boiler — of all kinds	—	300	—	—	—	—	Bags and other materials	—	324	—	—	—	—
Packing paper	—	313	—	—	—	—	Paraffin wax	—	324	—	620	—	—
Paints and Painters' materials :	—	—	—	—	—	—	Parasols (included with "Umbrellas")	—	476	—	716	—	814
Paints and Colours :	—	—	—	—	—	782	Parts of carriages	—	85	—	—	—	734
Barytes	—	300	—	—	—	—	" clocks and watches	—	478	—	—	—	—
Blue Paint or Paris Blue	—	301	—	—	—	—	" cycles	—	163	—	—	—	—
Graphite	—	301	—	617	—	—	" lamps (other than glases)	—	484	—	—	—	—
Red lead :	—	—	—	—	—	—	" Mechanically pro- pelled vehicles	—	223	—	—	—	—
Genuine, dry	—	301	—	—	—	—	" sewing and knitting machines	—	230	—	—	—	—
Reduced "	—	301	—	—	—	—	" typewriters and accessories	—	—	—	—	—	—
White lead :	—	—	—	—	—	—	Pasteboard, millboard, and cardboard of all kinds	—	321, 342	—	618	—	784
Genuine, dry	—	303	—	—	—	—	Patent medicines. Proprie- tary and —	—	94	—	—	—	—
" moist	—	303	—	—	—	—	" net. Lace and — (cotton)	—	307	—	—	—	797
Reduced, dry	—	303	—	—	—	—	Pearls (unset)	—	380	—	—	—	—
" moist	—	303	—	—	—	—	" Beads and false —	—	132	—	—	—	747
Lithophane :	—	—	—	—	—	—	Pencils	—	368	—	—	—	—
Dry	—	304	—	—	—	—	Pepper	—	364	—	649	—	—
White moist	—	304	—	—	—	—	Peppermint oil	—	283	—	—	—	—
Zinc, white :	—	—	—	—	—	—	Perambulators and children's go-carts Parts of—	—	476	—	—	—	—
Genuine, dry	—	304	—	—	—	—	Perfumed spirits	—	193	—	—	—	—
" moist	—	305	—	—	—	—	Perfumery :	—	—	—	—	—	—
Reduced, dry	—	305	—	—	—	—	Perfumery (not being per- fumed spirits)	—	325	—	621	—	784
" moist	—	305	—	—	—	—	Petroleum (for details see under "Oils")	—	—	—	—	—	—
Other sorts :	—	—	—	617	—	—	Phials—see under "Bottles"	—	—	—	—	—	—
White dry	—	306	—	—	—	—	Philosophical, Scientific and — Instruments	—	181	—	—	—	—
Coloured dry	—	306	—	—	—	—	Phosphate of Ammonia	—	234	—	—	—	—
White moist	—	306	—	—	—	—	Photographic apparatus and appliances	—	179, 326	—	—	—	756
Coloured moist	—	307	—	—	—	—	Photographic other than cinematograph films	—	179	—	—	—	—
Painters' materials :	—	—	—	617	—	—	Photographs and picture postcards	—	334	—	—	—	786
Turpentine :	—	—	—	—	—	—	Others	—	335	—	—	—	—
Genuine turpentine	—	308	—	613	—	—	Pianos and Piano players	—	173	—	—	—	—
Turpentine substitute	—	309	—	613	—	—	Pickles, chutnies and condi- ments	—	—	—	625	—	—
Other sorts	—	—	—	613	—	—	Pickles, chutnies, sauces, and condiments	—	346	—	—	—	—
Varnish :	—	—	—	—	—	—	Pictures, postcards. Photo- graphs and —	—	334	—	—	—	—
Enamels	—	309	—	—	—	—	Pictures—see "Prints, En- gravings, and Pictures"	—	—	—	—	—	—
Lacquers	—	309	—	—	—	—	Piecegoods :	—	—	—	—	—	—
Other kinds	—	310	—	—	—	—	Piecegoods of cotton and artificial silk	—	464	—	—	—	—
Other kinds	—	311	—	—	—	—	Piecegoods made entirely of artificial silk	—	463	—	—	—	—
Paints, solutions, and com- positions (fashioning below 78° F.)	—	203	—	—	—	—	Piecegoods of cotton em- brodered or superim- posed with artificial silk	—	465	—	—	—	—
Palmarosa oil	—	—	—	604	—	—	Cotton (for details see under "Cotton piecegoods")	—	441, 345	—	—	—	803
Paper mill machinery	—	230	—	—	—	—	Flax piecegoods	—	452	—	706	—	808
Paper and pasteboard :	—	—	—	—	—	—	Silk	—	453, 846	—	709	—	808, 803
Paper :	—	—	—	—	—	—	Woollen "	—	251, 334	—	588	—	—
Packing paper	—	313	—	—	—	—	Pig, iron :	—	278, 338	—	598	—	775
Paper manufactures	—	319	—	—	—	—	" lead	—	—	—	—	—	—
Printing paper :	—	—	—	619	—	783	—	—	—	—	—	—	—
News printing	—	318	—	—	—	—	—	—	—	—	—	—	—
Other sorts	—	314	—	—	—	—	—	—	—	—	—	—	—
Writing Paper and en- velopes :	—	—	—	—	—	783	—	—	—	—	—	—	—
Writing paper in large sheets	—	315	—	—	—	—	—	—	—	—	—	—	—
Note and letter paper and envelopes	—	316	—	—	—	—	—	—	—	—	—	—	—
Envelopes imparted separately	—	317	—	—	—	—	—	—	—	—	—	—	—
Old newspaper in bales and bags	—	313	—	—	—	—	—	—	—	—	—	—	—
Other kinds of paper	—	318, 343	—	619	—	783	—	—	—	—	—	—	—

INDEX—continued

ARTICLES	EXPORTS						ARTICLES	IMPORTS					
	INDIAN MERCHANDISE		FOREIGN MERCHANDISE		INDIAN MERCHANDISE			FOREIGN MERCHANDISE					
	Abstract Tables	General Imports	Abstract Tables	General Exports	Abstract Tables	General Exports		Abstract Tables	General Imports	Abstract Tables	General Exports	Abstract Tables	General Exports
Page	Page	Page	Page	Page	Page	Page	Page	Page	Page	Page	Page	Page	
Seeds— <i>cond.</i> Oil-seeds— <i>cond.</i> Non-essential— <i>cond.</i> Sesamum (til or jirilli)	—	356	—	639	—	—	Shoes (see "Boots and Shoes")	—	—	—	—	—	—
Tea	—	356	—	640	—	—	Silicate, sodium—	—	—	—	—	—	—
Others	—	356	—	641	—	—	Milk, chasam or waste	—	—	—	705	—	—
Other than oil seeds	—	357	—	643	—	—	" cocoons	—	—	—	705	—	—
Senna	—	—	—	517	—	—	" manufactures of: Hosiery—Socks and Stockings made chiefly of silk	—	452	—	—	—	—
Sesamum cake (see "Lined, rape and sesamum cake")	—	—	—	—	—	—	Piecegoods	—	452	—	706	—	806
Sesamum oil	—	—	—	639	—	—	Goods of silk mixed with other materials	—	451	—	706	—	806
" seeds	—	356	—	639	—	—	Silk yarn, nols, and warps—	—	450	—	—	—	806
Sewing thread (cotton)	—	—	—	—	—	—	Made from silk <i>other</i> <i>than waste or nols</i>	—	451	—	—	—	—
" " (flax)	—	—	—	—	—	—	Made from silk waste or nols	—	451	—	—	—	—
" " (silk)	—	—	—	—	—	—	Thread for sewing	—	453	—	707	—	807
(See under respective heads of cotton, flax and silk.)	—	—	—	—	—	—	Other sorts	—	453	—	707	—	807
Sharkina, Fishmaw and—	—	119	—	526	—	741	Silk, raw	—	450	—	704	—	806
Shawls, woollen	—	459	—	709	—	809	" waste	—	—	—	705	—	—
" Cotton	—	398	—	—	—	—	" waste and nols	—	450	—	—	—	—
Shawls, Handkerchiefs and— in the piece (cotton)	—	398	—	668	—	796	" artificial yarn	—	462	—	—	—	—
Sheep and goats	—	—	—	497	—	—	" " piecegoods	—	463-464	—	—	—	—
Sheep skins (dressed or tanned)	—	—	—	575	—	—	" " other sorts	—	466	—	—	—	—
" " (raw)	—	—	—	590	—	754	Silver	877, 878, 879, 884	—	877, 878, 879, 886	—	—	—
Shootings—	—	—	—	—	—	—	Silver, Plate of gold and —	—	185	—	566	—	759
Gray	—	—	—	—	—	—	Silver thread, Gold and —	—	33	—	—	—	—
White	—	—	—	—	—	—	Skins, raw (see "Hides and skins")	—	—	—	—	—	—
(Under cotton goods)	—	—	—	—	—	—	" tanned or dressed (see "Leather")	—	—	—	—	—	—
Sheets (Aluminium)	—	240	—	—	—	—	Slabs, Blooms, ingots, bill- ets, and — (steel)	—	256	—	—	—	—
Sheets, Brastars and — of copper	—	243	—	—	—	—	Slabs, Tiles, ingots, cakes, Bricks and — (copper)	—	347, 333	—	—	—	—
Sheets (Brass)	—	243	—	—	—	—	Sleepers and keys of steel or iron (Railway)	—	268, 237	—	—	—	—
Sheet and plate, glass	—	135	—	—	—	747	" of wood (Railway)	—	490	—	—	—	—
Sheets of copper, wrought	—	243	—	537	—	760	Smokeless gunpowder	—	41	—	—	—	—
Sheets of lead for tea-chests	—	274	—	—	—	—	Smokers' requisites (exclud- ing tobacco)	—	269	—	—	—	—
" of lead	—	274, 289	—	—	—	—	Soap :	—	—	—	—	—	—
" and plates (of iron or steel), galvanized	—	337	—	592	—	773	Household and laundry soaps in bars or tablets	—	359	—	—	—	—
" Corrugated	—	263	—	—	—	—	Toilet soap	—	360	—	645	—	782
" Plain	—	264	—	—	—	—	Other sorts	—	360	—	—	—	—
" " tinned	—	265	—	—	—	—	Socks, stockings and —	—	399, 452 453, 462	—	—	—	—
" Tin plates	—	264	—	—	—	—	Soda, Bicarbonate of —	—	76	—	—	—	—
" Other sorts	—	266	—	—	—	—	" caustic	—	77	—	—	—	—
Sheets up to 1/4-inch thick (Iron or Steel)	—	265	—	—	—	—	" compounds (for details see under "Chemicals")	—	—	—	—	—	—
" galvanized or tinned	—	265	—	—	—	—	" Nitrate of —	—	232	—	—	—	—
Sheets, Plates or — of tin (not tinned iron)	—	276, 339	—	596	—	—	Soda water bottles	—	133	—	—	—	—
Shells	—	187	—	568	—	—	Sodium carbonate (soda ash and soda crystals)	—	76	—	—	—	—
Shells and Cowries :	—	—	—	—	—	—	Sodium silicate	—	78	—	—	—	—
Cowries	—	358	—	645	—	—	Solder	—	276	—	—	—	—
Shells :	—	—	—	—	—	—	Solid rubber tyres for motor vehicles	—	352	—	—	—	—
Chanka, Sankhil, etc.	—	358	—	645	—	788	Solutions and compositions, in Paints	—	293	—	—	—	—
Tortoise-shell	—	358	—	645	—	—	Sovereign	876	—	—	—	—	876
Sherry, Madeira, and Mazala	—	201	—	—	—	—							
Ships, parts of	—	486, 847	—	717	—	814, 563							
Shirtings (coloured)	—	—	—	—	—	—							
" Longcloth and — (grey)	—	—	—	—	—	—							
" (white) (See under cotton goods)	—	—	—	—	—	—							

INDEX—continued

ARTICLES	EXPORTS						COUNTRIES	EXPORTS					
	IMPORTS		INDIAN MERCHANDISE		FOREIGN MERCHANDISE			IMPORTS		INDIAN MERCHANDISE		FOREIGN MERCHANDISE	
	Abstract Tables	General Imports	Abstract Tables	General Exports	Abstract Tables	General Exports		Abstract Tables	General Imports	Abstract Tables	General Exports	Abstract Tables	General Exports
	Page	Page	Page	Page	Page	Page		Page	Page	Page	Page	Page	Page
Textiles—contd.							Trade—total—with—						
Flax (for details see under "Flax")							Abyssinia	23	—	26	—	—	—
Haberdashery and Millinery:							Adon and Dependencies	21	—	24	—	27	—
Made up cotton goods, e.g., quilts, bed covers, countessans, etc.				686			Afghanistan	—	—	25	—	28	—
Other sorts				686			Albania	22	—	25	—	28	—
Lace and embroidery		443					Algeria	23	—	26	—	28	—
Ribbons		443					Anglo-Egyptian Sudan	21	—	24	—	27	—
Towels not in the piece		444					Argentina Republic (including the Atlantic Coast of Patagonia)	23	—	26	—	28	—
Other sorts		444					Austria	22	—	25	—	28	—
Hemp (for details see under "Hemp")							Bahrain Islands	21	—	24	—	27	—
Jute (for details see under "Jute")							Bahamas	21	—	24	—	—	—
Rhea, Ramie or China grass				704			Belgium	22	—	25	—	27	—
Silk (for details see under "Silk")							Belgian Congo	22	—	26	—	—	—
Wool (for details see under "Wool")							Bermudas	—	—	24	—	—	—
Artificial silk (for details see under "Artificial silk")							Bolivia	—	—	26	—	—	—
Fabrics containing gold and silver thread		466					Borneo (Dutch)	22	—	25	—	24	—
Other Textiles—Manufactured		467		712			Brazil	22	—	26	—	28	—
Raw		467		711			British Borneo	21	—	24	—	27	—
Thread. Gold and silver		23					British Guiana	—	—	24	—	27	—
Thread, sewing: Cotton							British Honduras	—	—	24	—	—	—
Flax							British West India Islands	21	—	24	—	27	—
Silk (See under respective heads)							Bulgaria	22	—	25	—	24	—
Thymol oil				804			Canada	21	—	24	—	27	—
Ti or Hindi (Sesamum oil)				809			Canary Islands	22	—	26	—	28	—
" " seed		256		639			Celebes and other Islands	23	—	26	—	28	—
Tiles, ingots, oakes, bricks and slabs of unwrought copper		247					Ceylon	21	—	24	—	27	—
Tiles (not of copper)		57, 232		504			Chile (including the Pacific coast of Patagonia)	23	—	26	—	28	—
Timber (for details see under "Wood and Timber")							China (exclusive of Hongkong and Macao)	22	—	25	—	28	—
Timepieces. Clocks and—		94					Colombia	23	—	26	—	28	—
Tin (for details see under "Metals")							Commonwealth of Australia	21	—	24	—	27	—
Tin plates		244					Costa Rica	—	—	26	—	—	—
Tinned iron. Sheets and plates of—		265					Cuba	22	—	26	—	—	—
Tobacco:							Cyprus	21	—	24	—	27	—
Unmanufactured		467		712			Czechoslovakia	22	—	25	—	28	—
Manufactured—Cigars		468		713			Denmark	22	—	25	—	27	—
Cigarettes		468		713			Dutch Guiana	—	—	26	—	28	—
Tobacco for pipes and cigarettes		469					Dutch West Indies	22	—	26	—	—	—
Other sorts		469		714			Ecuador	22	—	26	—	—	—
Toilet soap		260					Egypt	22	—	26	—	28	—
Toilet requisites (not specified elsewhere)		470					Estonia	22	—	25	—	—	—
Tool steel carbons		255					Falkland Islands	—	—	24	—	—	—
Tortoise-shell		258		645			Federated Malay States	21	—	24	—	27	—
Towels in the piece (cotton)							Fiji Islands	21	—	24	—	27	—
Towels not in the piece (Haberdashery)		444					Finland	22	—	25	—	—	—
Toys and requisites for games and sports:							Formosa	22	—	25	—	27	—
Toys		471					Fr. Indo-China	22	—	25	—	28	—
Requisites for games and sports:							French Somaliland	22	—	26	—	28	—
Playing cards		472		715			French West Africa	—	—	26	—	—	—
Other sorts		472					French West Indies	—	—	26	—	—	—
Tractors, Agricultural		214					Gambia	21	—	24	—	—	—
							Germany	22	—	25	—	27	—
							Gibraltar	21	—	24	—	27	—
							Gold Coast (including British Togoland)	—	—	24	—	27	—
							Greece (including Crete)	22	—	25	—	28	—
							Guatemala	—	—	26	—	—	—

INDEX—continued

COUNTRIES	EXPORTS						COUNTRIES	EXPORTS					
	IMPORTS		INDIAN MERCHANDISE		FOREIGN MERCHANDISE			IMPORTS		INDIAN MERCHANDISE		FOREIGN MERCHANDISE	
	Abstract Tables	General Imports	Abstract Tables	General Exports	Abstract Tables	General Exports		Abstract Tables	General Imports	Abstract Tables	General Exports	Abstract Tables	General Exports
Trade—total—with—contd.	Page	Page	Page	Page	Page	Page	Trade—total—with—contd.	Page	Page	Page	Page	Page	Page
Guiana, British	—	—	24	—	27	—	Protectorate of South-West Africa	—	—	24	—	27	—
„ (Dutch)	23	—	26	—	28	—	Réunion	—	—	26	—	28	—
Haiti and St. Domingo	23	—	26	—	28	—	Rhodesia Northern	21	—	24	—	—	—
Hawaii	23	—	26	—	28	—	„ Southern	21	—	24	—	—	—
Hendon Islands	22	—	25	—	28	—	Roumania	22	—	25	—	28	—
Honduras	—	—	24	—	—	—	San Salvador	—	—	26	—	—	—
„ (not British)	—	—	25	—	—	—	Seychelles	21	—	24	—	27	—
Hongkong	21	—	24	—	27	—	Siam	23	—	25	—	28	—
Hungary	22	—	25	—	28	—	Sierra Leone	—	—	24	—	—	—
Irish Free State	21	—	24	—	—	—	Socotra	—	—	24	—	27	—
Italian East Africa, (Somaliland and Eritrea)	23	—	25	—	28	—	Somaliland Protectorate	21	—	24	—	27	—
Iraq	22	—	25	—	28	—	„ (French)	23	—	26	—	28	—
Italy (including Fiume)	22	—	25	—	27	—	Spain	22	—	25	—	27	—
Japan	23	—	25	—	24	—	Spanish West Africa (excluding Fernando Po.)	—	—	26	—	—	—
Java	22	—	25	—	28	—	Straits Settlements (including Labuan)	21	—	24	—	27	—
Kenya Colony	21	—	24	—	27	—	Sumatra	22	—	25	—	28	—
Korea	23	—	25	—	—	—	Sweden	22	—	25	—	27	—
Latvia	22	—	25	—	—	—	Switzerland	22	—	25	—	27	—
Liberia	—	—	26	—	28	—	Syria	22	—	25	—	28	—
Lithuania	22	—	—	—	—	—	Tanganyika Territory	21	—	24	—	27	—
Luxemburg	22	—	—	—	—	—	Territory of Papua	—	—	24	—	27	—
Madagascar	23	—	—	—	—	—	Tripoli (Libya)	23	—	25	—	28	—
Madagascar and Kerguelon	23	—	26	—	28	—	Tunis	23	—	26	—	28	—
Maldives	31	—	24	—	27	—	Turkey, Anatolia	22	—	25	—	28	—
Malta and Gozo	31	—	24	—	27	—	„ European	22	—	25	—	28	—
Mashat Territory and Trucial Oman	22	—	25	—	28	—	Uganda Protectorate	21	—	24	—	27	—
Mauritius and Dependencies	21	—	24	—	27	—	Union of South Africa	21	—	24	—	27	—
Mexico	23	—	26	—	28	—	United Kingdom (including Channel Islands)	21	—	24	—	27	—
Morocco Spanish	—	—	26	—	—	—	United States of America	23	—	26	—	28	—
„ Fr. Protectorate	23	—	26	—	28	—	U. S. S. R.—Northern	22	—	25	—	27	—
„ Tangier	23	—	26	—	—	—	„ Southern	22	—	25	—	27	—
Netherlands	22	—	25	—	27	—	Pacific Ports (in Asia)	22	—	25	—	—	—
Newfoundland and Coast of Labrador	—	—	24	—	—	—	Uruguay	23	—	26	—	28	—
New Guinea (Dutch)	23	—	25	—	—	—	Venezuela	23	—	26	—	—	—
New Zealand	21	—	24	—	27	—	West India Islands—(British)	21	—	24	—	27	—
Nicaragua	—	—	25	—	—	—	„ (French)	—	—	26	—	—	—
Nigeria (including British Cameroons)	—	—	24	—	28	—	Yugo-Slavia (Kingdom of the Serbs, Croats and Slovenes)	22	—	25	—	—	—
Non-Federated Malay States	31	—	—	—	—	—	Zanzibar and Pemba	21	—	24	—	27	—
Norway	22	—	25	—	27	—	Tram cars	—	484	—	—	—	—
Nyasaland Protectorate	21	—	24	—	—	—	Treasure	376	—	376	—	—	—
Other Islands in the Pacific	—	—	26	—	—	—	Trousers, Coatings and—(See under cotton goods). Trunks, Bags and—(Vide Leather)	—	—	—	—	—	—
Other Native States in Arabia	22	—	25	—	28	—	Tubes (Brass)	—	—	—	—	—	—
Palatino	21	—	24	—	27	—	Tubes (Copper)	—	—	—	—	—	—
Panama (including Panama Canal Zone)	23	—	26	—	28	—	Tubes pipes, and fittings, wrought (iron or steel)	—	—	—	—	—	—
Paraguay	—	—	26	—	—	—	„ Pipes and—of lead (Vide Metals)	—	—	—	—	—	—
Peru	22	—	25	—	28	—	„ Pneumatic Rubber—	—	—	—	—	—	—
Peru	23	—	26	—	—	—	(Vide Rubber manufactures)	—	—	—	—	—	—
Philippines	23	—	25	—	28	—	Turbogenerating sets	—	212	—	—	—	—
Poland (including Danzig)	22	—	25	—	27	—	Turmeric	—	—	—	622	—	—
Porto Rico	23	—	26	—	—	—	Turpentine : Genuine Turpentine	—	308	—	—	—	—
Portugal (including Azores and Madeira)	22	—	25	—	27	—	Turpentine substitute	—	309	—	—	—	—
Portuguese East Africa	23	—	26	—	28	—	Twills : White } (See cotton goods) Coloured }	—	—	—	—	—	—
Portuguese West Africa	23	—	26	—	—	—							

